



# Mackay QLD Professional

## Race 1: STARCUT FLOWERS QTIS Three-Year-Old Handicap - 1100m

10 August 2024 - 12:30



MACKAY TURF CLUB  
Ooralea Racecourse

Track Rating: Good 4, Weather: Fine, Rail Position: True

Section												Last 600m					
Field Times		Overall	1000m	800m	600m	400m	200m						0:34.49				
		1:05.85 (0:09.73)	0:56.12 (0:10.66)	0:45.46 (0:10.97)	0:34.49 (0:11.34)	0:23.15 (0:11.41)	0:11.74 (0:11.74)										
Rank	TAB	Horse/Jockey	Barrier	Top Speed [km/h]	Fastest Section											Margin	Distance Travelled [m]
1	3	<b>THAT'S INTERESTING</b> Justin Stanley	7	70.5 1000m	0:09.96 Overall	1:05.85 [1] (0:09.96)	0:55.89 [2] (0:10.58)	0:45.31 [2] (0:10.82)	0:34.49 [1] (0:11.37)	0:23.12 [2] (0:11.38)	0:11.74 [1] (0:11.74)	1:05.85	0:34.49				
2	1	<b>ASK ME MATE</b> Tasha Chambers	5	69.7 1000m	0:10.23 Overall	1:06.01 [2] (0:10.23)	0:55.78 [8] (0:10.76)	0:45.02 [5] (0:10.87)	0:34.15 [6] (0:11.28)	0:22.87 [6] (0:11.25)	0:11.62 [4] (0:11.62)	0.95L	0:34.15	+1			
3	2	<b>MISHANI DESTINY</b> Chelsea Jokic	1	67.8 1000m	0:10.27 Overall	1:06.12 [3] (0:10.27)	0:55.85 [9] (0:11.14)	0:44.71 [9] (0:10.95)	0:33.76 [9] (0:11.07)	0:22.69 [9] (0:11.06)	0:11.63 [5] (0:11.63)	1.61L	0:33.76	+0			
4	5	<b>POWER OF KATIE</b> Warwick Satherley	4	68.8 1000m	0:10.03 Overall	1:06.26 [4] (0:10.03)	0:56.23 [5] (0:10.74)	0:45.49 [3] (0:10.87)	0:34.62 [3] (0:11.33)	0:23.29 [3] (0:11.38)	0:11.91 [3] (0:11.91)	2.45L	0:34.62	-1			
5	4	<b>CARACRISTI</b> Justin Huxtable	6	68.8 800m	0:10.17 Overall	1:06.28 [5] (0:10.17)	0:56.11 [7] (0:11.06)	0:45.05 [8] (0:10.80)	0:34.25 [8] (0:11.23)	0:23.02 [8] (0:11.31)	0:11.71 [6] (0:11.71)	2.56L	0:34.25	-5			
6	6	<b>MOSCOW CITY</b> Ryan Wiggins	3	70.0 1000m	0:09.73 Overall	1:06.38 [6] (0:09.73)	0:56.65 [1] (0:10.66)	0:45.99 [1] (0:10.98)	0:35.01 [2] (0:11.33)	0:23.68 [1] (0:11.46)	0:12.22 [2] (0:12.22)	3.11L	0:35.01	-5			
7	7	<b>SECRET BOOM</b> Anthony Allen	8	68.6 800m	0:10.01 Overall	1:06.61 [7] (0:10.01)	0:56.60 [3] (0:11.02)	0:45.58 [6] (0:10.95)	0:34.63 [7] (0:11.20)	0:23.43 [7] (0:11.44)	0:11.99 [7] (0:11.99)	4.5L	0:34.63	-1			
8	8	<b>ALLDABURGERS</b> Shannon Apthorpe	2	68.5 1000m	0:10.01 Overall	1:06.64 [8] (0:10.01)	0:56.63 [4] (0:10.86)	0:45.77 [4] (0:10.96)	0:34.81 [4] (0:11.25)	0:23.56 [4] (0:11.55)	0:12.01 [8] (0:12.01)	4.64L	0:34.81	-6			
9	9	<b>MISHANI OPAL</b> Micheal Hellyer	9	69.0 800m	0:10.08 Overall	1:06.86 [9] (0:10.08)	0:56.78 [6] (0:11.01)	0:45.77 [7] (0:10.76)	0:35.01 [5] (0:11.27)	0:23.74 [5] (0:11.54)	0:12.20 [9] (0:12.20)	5.96L	0:35.01	+3			

[ ] Ranking at each section and finish  
 -:-:- No data available at this section  
 NA No data available

SCN Saddle cloth number  
 DNF Did not finish  
 DNT Did not track



Horse/Jockey Name	That's Interesting
Final Rank	1
Fastest Section Time (Section)	0:09.96 (Overall)
Top Speed [km/h] (Section)	70.5 (1000m)
Race State	Finished



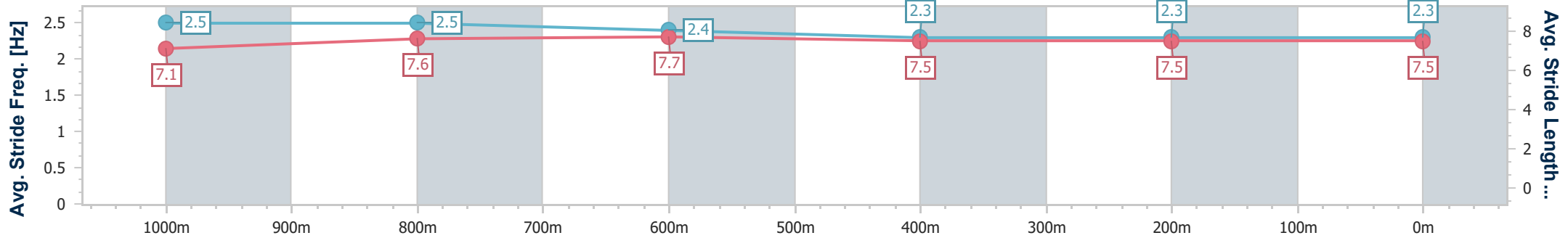
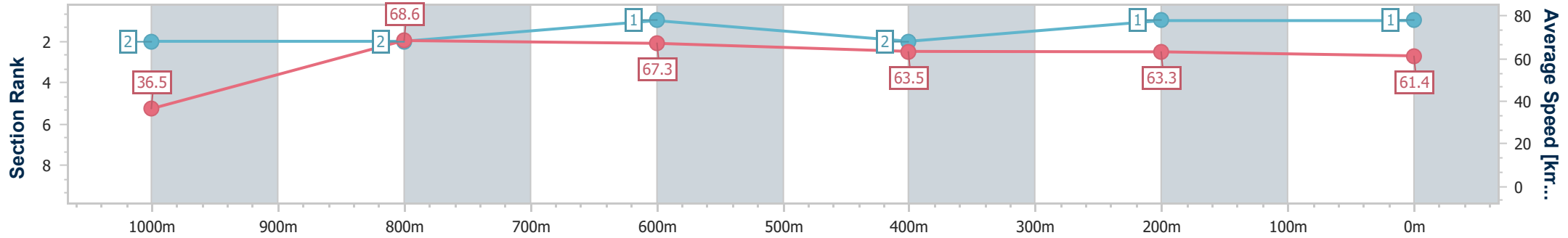
Mackay QLD Professional  
Race 1: STARCUT FLOWERS QTIS Three-Year-Old Handicap - 1100m



10 August 2024 - 12:30

Track Rating: Good 4, Weather: Fine, Rail Position: True

Section	Overall	1000m	800m	600m	400m	200m
Section Times	1:05.85 [1] (0:09.96)	0:55.89 [2] (0:10.58)	0:45.31 [2] (0:10.82)	0:34.49 [1] (0:11.37)	0:23.12 [2] (0:11.38)	0:11.74 [1] (0:11.74)
Average Speed [km/h]	36.5	68.6	67.3	63.5	63.3	61.4
Top Speed [km/h]	64.9	70.5	69.1	64.3	64.3	63.6
Avg. Dist. to Rail [m]	8.0	4.3	2.5	0.6	1.9	2.3
Avg. Stride Freq. [Hz]	2.5	2.5	2.4	2.3	2.3	2.3
Avg. Stride Length [m]	7.1	7.6	7.7	7.5	7.5	7.5



- [ ] Ranking at each section and finish
- .-.- No data available at this section
- NA No data available



Horse/Jockey Name	Ask Me Mate
Final Rank	2
Fastest Section Time (Section)	0:10.23 (Overall)
Top Speed [km/h] (Section)	69.7 (1000m)
Race State	Finished



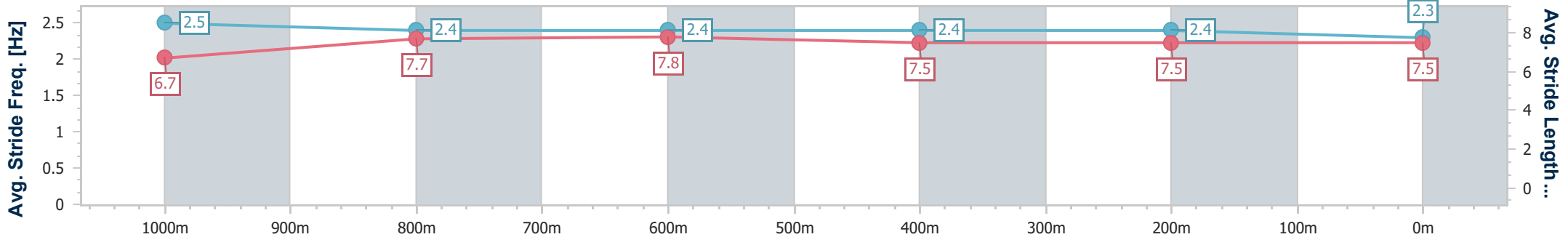
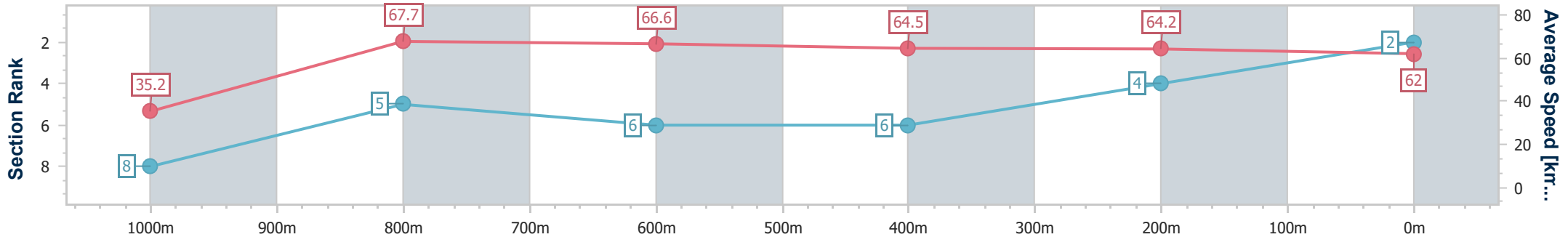
Mackay QLD Professional  
Race 1: STARCUT FLOWERS QTIS Three-Year-Old Handicap - 1100m



10 August 2024 - 12:30

Track Rating: Good 4, Weather: Fine, Rail Position: True

Section	Overall	1000m	800m	600m	400m	200m
Section Times	1:06.01 [2] (0:10.23)	0:55.78 [8] (0:10.76)	0:45.02 [5] (0:10.87)	0:34.15 [6] (0:11.28)	0:22.87 [6] (0:11.25)	0:11.62 [4]
Average Speed [km/h]	35.2	67.7	66.6	64.5	64.2	62.0
Top Speed [km/h]	66.8	69.7	68.9	66.2	66.0	65.2
Avg. Dist. to Rail [m]	4.5	3.7	2.9	1.2	3.7	5.3
Avg. Stride Freq. [Hz]	2.5	2.4	2.4	2.4	2.4	2.3
Avg. Stride Length [m]	6.7	7.7	7.8	7.5	7.5	7.5



- [ ] Ranking at each section and finish
- .-.- No data available at this section
- NA No data available



Horse/Jockey Name	Mishani Destiny
Final Rank	3
Fastest Section Time (Section)	0:10.27 (Overall)
Top Speed [km/h] (Section)	67.8 (1000m)
Race State	Finished



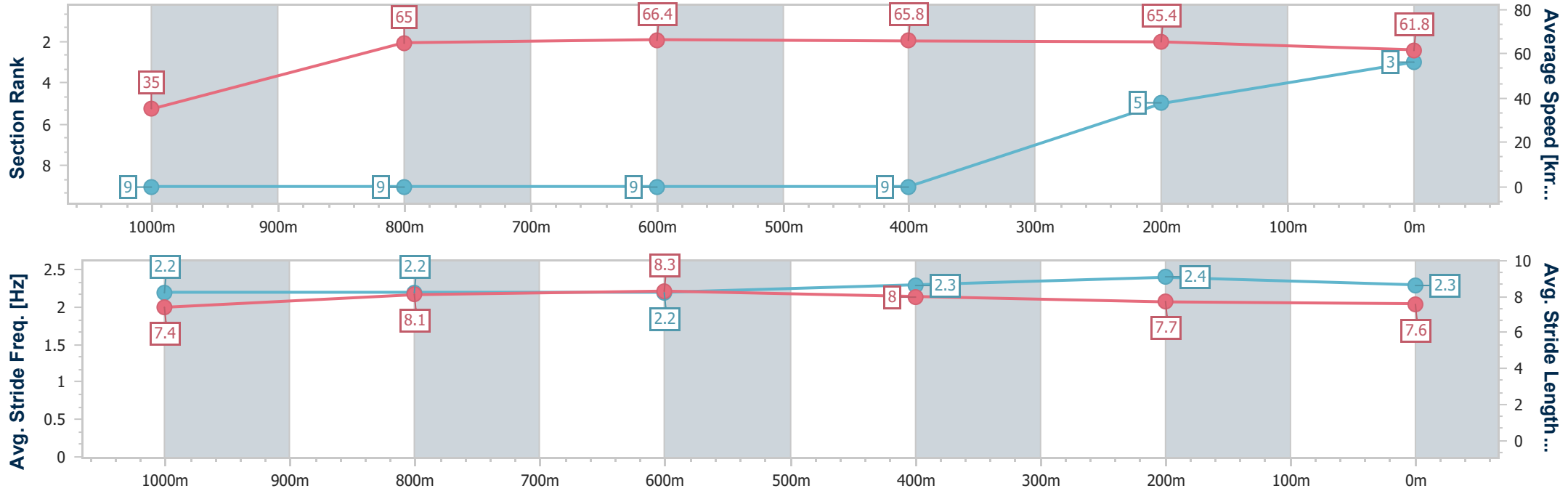
Mackay QLD Professional  
Race 1: STARCUT FLOWERS QTIS Three-Year-Old Handicap - 1100m



10 August 2024 - 12:30

Track Rating: Good 4, Weather: Fine, Rail Position: True

Section	Overall	1000m	800m	600m	400m	200m
Section Times	1:06.12 [3] (0:10.27)	0:55.85 [9] (0:11.14)	0:44.71 [9] (0:10.95)	0:33.76 [9] (0:11.07)	0:22.69 [9] (0:11.06)	0:11.63 [5] (0:11.63)
Average Speed [km/h]	35.0	65.0	66.4	65.8	65.4	61.8
Top Speed [km/h]	59.8	67.8	67.1	66.2	66.5	64.6
Avg. Dist. to Rail [m]	2.7	2.0	2.1	1.3	4.9	7.1
Avg. Stride Freq. [Hz]	2.2	2.2	2.2	2.3	2.4	2.3
Avg. Stride Length [m]	7.4	8.1	8.3	8.0	7.7	7.6



- [ ] Ranking at each section and finish
- .-.- No data available at this section
- NA No data available





Horse/Jockey Name	Power Of Katie
Final Rank	4
Fastest Section Time (Section)	0:10.03 (Overall)
Top Speed [km/h] (Section)	68.8 (1000m)
Race State	Finished



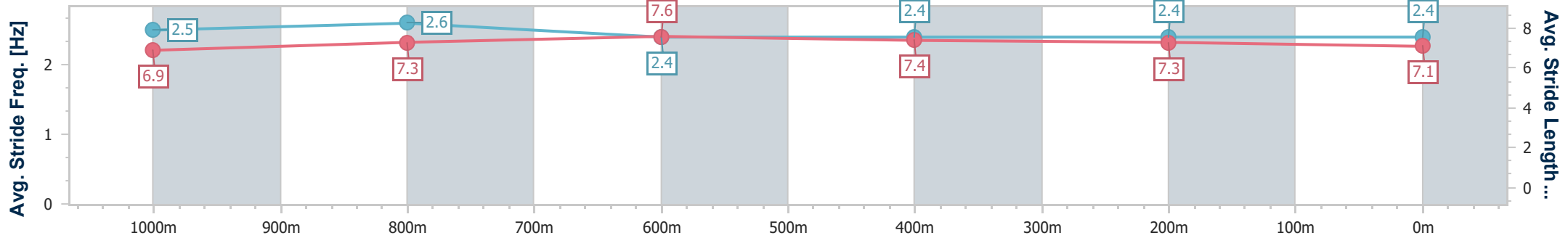
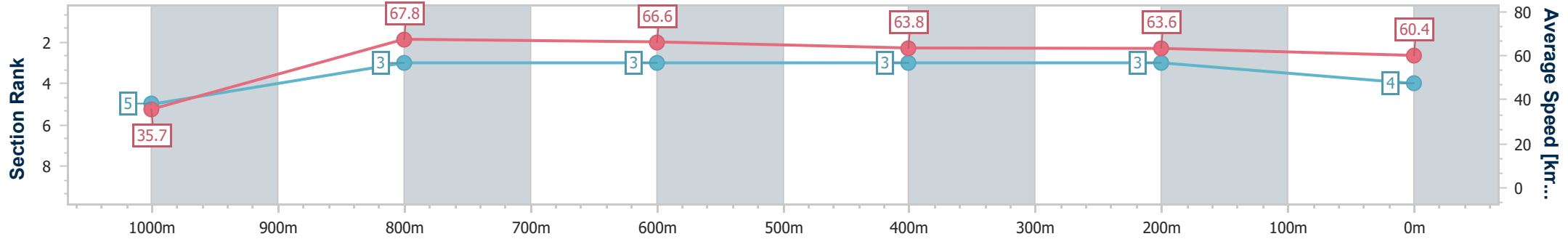
Mackay QLD Professional  
Race 1: STARCUT FLOWERS QTIS Three-Year-Old Handicap - 1100m



10 August 2024 - 12:30

Track Rating: Good 4, Weather: Fine, Rail Position: True

Section	Overall	1000m	800m	600m	400m	200m
Section Times	1:06.26 [4] (0:10.03)	0:56.23 [5] (0:10.74)	0:45.49 [3] (0:10.87)	0:34.62 [3] (0:11.33)	0:23.29 [3] (0:11.38)	0:11.91 [3] (0:11.91)
Average Speed [km/h]	35.7	67.8	66.6	63.8	63.6	60.4
Top Speed [km/h]	64.5	68.8	68.4	64.8	64.7	63.0
Avg. Dist. to Rail [m]	4.8	2.9	1.8	0.8	2.6	3.7
Avg. Stride Freq. [Hz]	2.5	2.6	2.4	2.4	2.4	2.4
Avg. Stride Length [m]	6.9	7.3	7.6	7.4	7.3	7.1



- [ ] Ranking at each section and finish
- .-.- No data available at this section
- NA No data available



Horse/Jockey Name	Caracristi
Final Rank	5
Fastest Section Time (Section)	0:10.17 (Overall)
Top Speed [km/h] (Section)	68.8 (800m)
Race State	Finished



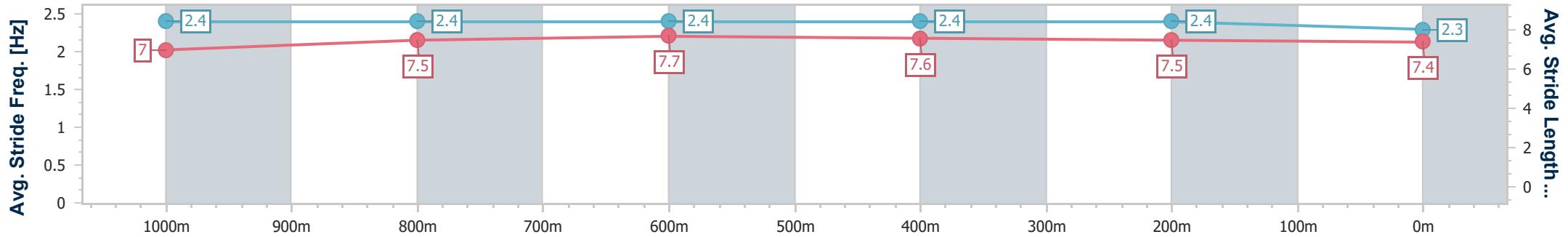
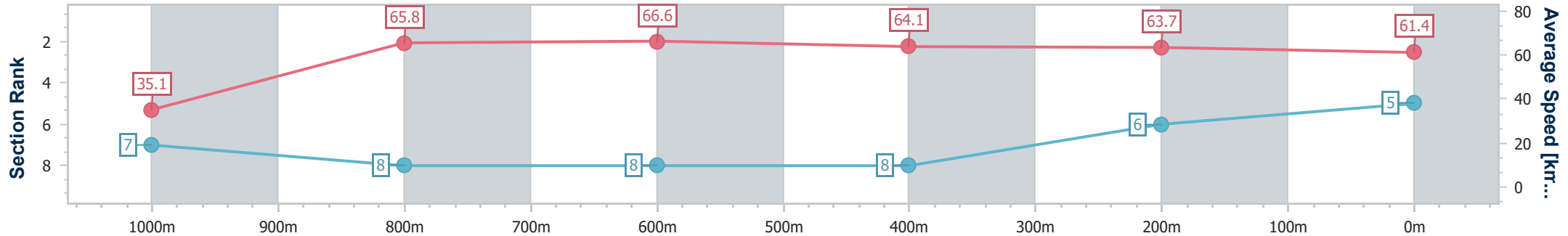
Mackay QLD Professional  
Race 1: STARCUT FLOWERS QTIS Three-Year-Old Handicap - 1100m



10 August 2024 - 12:30

Track Rating: Good 4, Weather: Fine, Rail Position: True

Section	Overall	1000m	800m	600m	400m	200m
Section Times	1:06.28 [5] (0:10.17)	0:56.11 [7] (0:11.06)	0:45.05 [8] (0:10.80)	0:34.25 [8] (0:11.23)	0:23.02 [8] (0:11.31)	0:11.71 [6] (0:11.71)
Average Speed [km/h]	35.1	65.8	66.6	64.1	63.7	61.4
Top Speed [km/h]	59.9	67.6	68.8	65.6	64.6	63.8
Avg. Dist. to Rail [m]	6.2	2.0	1.4	0.5	2.6	2.2
Avg. Stride Freq. [Hz]	2.4	2.4	2.4	2.4	2.4	2.3
Avg. Stride Length [m]	7.0	7.5	7.7	7.6	7.5	7.4



- [ ] Ranking at each section and finish
- .-.- No data available at this section
- NA No data available



Horse/Jockey Name	Moscow City
Final Rank	6
Fastest Section Time (Section)	0:09.73 (Overall)
Top Speed [km/h] (Section)	70.0 (1000m)
Race State	Finished



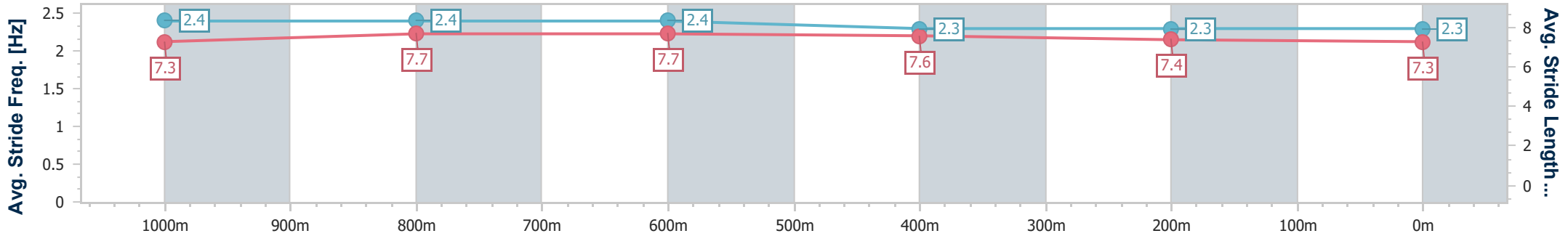
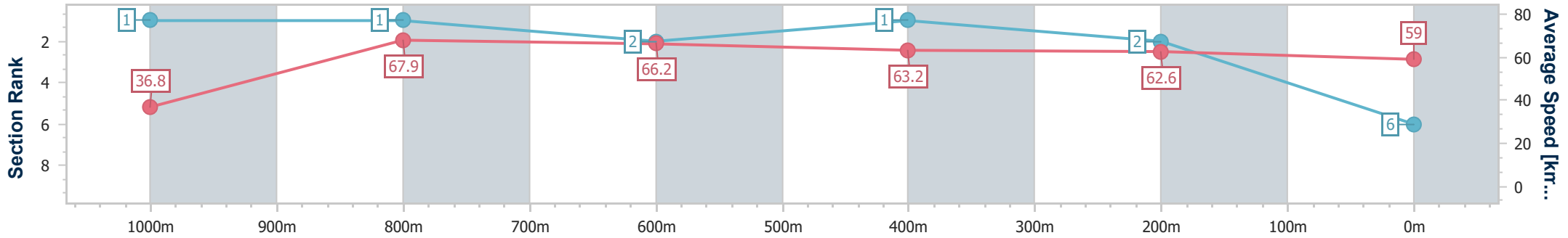
Mackay QLD Professional  
Race 1: STARCUT FLOWERS QTIS Three-Year-Old Handicap - 1100m



10 August 2024 - 12:30

Track Rating: Good 4, Weather: Fine, Rail Position: True

Section	Overall	1000m	800m	600m	400m	200m
Section Times	1:06.38 [6] (0:09.73)	0:56.65 [1] (0:10.66)	0:45.99 [1] (0:10.98)	0:35.01 [2] (0:11.33)	0:23.68 [1] (0:11.46)	0:12.22 [2] (0:12.22)
Average Speed [km/h]	36.8	67.9	66.2	63.2	62.6	59.0
Top Speed [km/h]	64.0	70.0	69.6	63.9	64.1	62.5
Avg. Dist. to Rail [m]	4.5	1.5	2.9	0.8	0.7	1.0
Avg. Stride Freq. [Hz]	2.4	2.4	2.4	2.3	2.3	2.3
Avg. Stride Length [m]	7.3	7.7	7.7	7.6	7.4	7.3



- [ ] Ranking at each section and finish
- .-.- No data available at this section
- NA No data available



Horse/Jockey Name	Secret Boom
Final Rank	7
Fastest Section Time (Section)	0:10.01 (Overall)
Top Speed [km/h] (Section)	68.6 (800m)
Race State	Finished



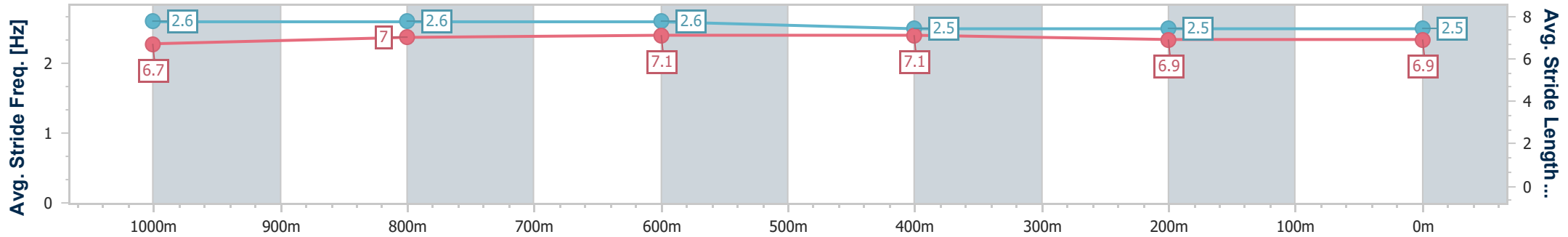
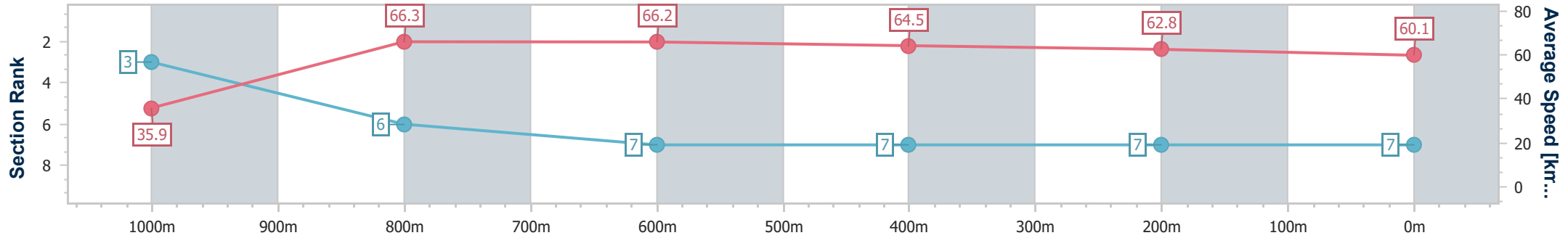
Mackay QLD Professional  
Race 1: STARCUT FLOWERS QTIS Three-Year-Old Handicap - 1100m



10 August 2024 - 12:30

Track Rating: Good 4, Weather: Fine, Rail Position: True

Section	Overall	1000m	800m	600m	400m	200m
Section Times	1:06.61 [7] (0:10.01)	0:56.60 [3] (0:11.02)	0:45.58 [6] (0:10.95)	0:34.63 [7] (0:11.20)	0:23.43 [7] (0:11.44)	0:11.99 [7] (0:11.99)
Average Speed [km/h]	35.9	66.3	66.2	64.5	62.8	60.1
Top Speed [km/h]	63.3	67.3	68.6	66.1	65.0	64.4
Avg. Dist. to Rail [m]	8.9	4.0	2.2	0.3	2.8	5.1
Avg. Stride Freq. [Hz]	2.6	2.6	2.6	2.5	2.5	2.5
Avg. Stride Length [m]	6.7	7.0	7.1	7.1	6.9	6.9



- [ ] Ranking at each section and finish
- .-.- No data available at this section
- NA No data available



Horse/Jockey Name	Alldaburgers
Final Rank	8
Fastest Section Time (Section)	0:10.01 (Overall)
Top Speed [km/h] (Section)	68.5 (1000m)
Race State	Finished



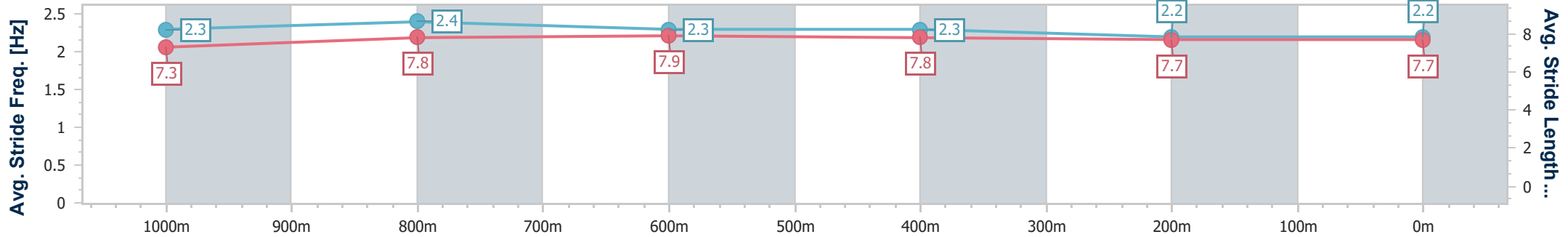
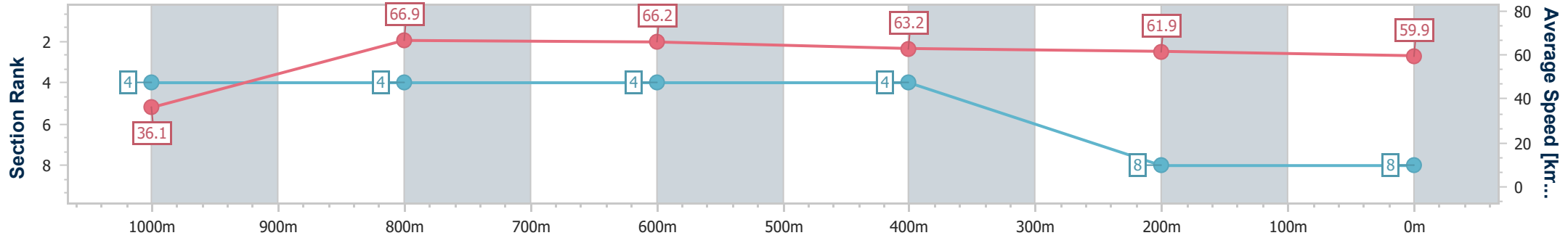
Mackay QLD Professional  
Race 1: STARCUT FLOWERS QTIS Three-Year-Old Handicap - 1100m



10 August 2024 - 12:30

Track Rating: Good 4, Weather: Fine, Rail Position: True

Section	Overall	1000m	800m	600m	400m	200m
Section Times	1:06.64 [8] (0:10.01)	0:56.63 [4] (0:10.86)	0:45.77 [4] (0:10.96)	0:34.81 [4] (0:11.25)	0:23.56 [4] (0:11.55)	0:12.01 [8] (0:12.01)
Average Speed [km/h]	36.1	66.9	66.2	63.2	61.9	59.9
Top Speed [km/h]	62.7	68.5	68.1	64.0	62.4	62.5
Avg. Dist. to Rail [m]	3.7	3.4	3.1	2.0	1.5	1.1
Avg. Stride Freq. [Hz]	2.3	2.4	2.3	2.3	2.2	2.2
Avg. Stride Length [m]	7.3	7.8	7.9	7.8	7.7	7.7



- [ ] Ranking at each section and finish
- .-.- No data available at this section
- NA No data available



Horse/Jockey Name	Mishani Opal
Final Rank	9
Fastest Section Time (Section)	0:10.08 (Overall)
Top Speed [km/h] (Section)	69.0 (800m)
Race State	Finished



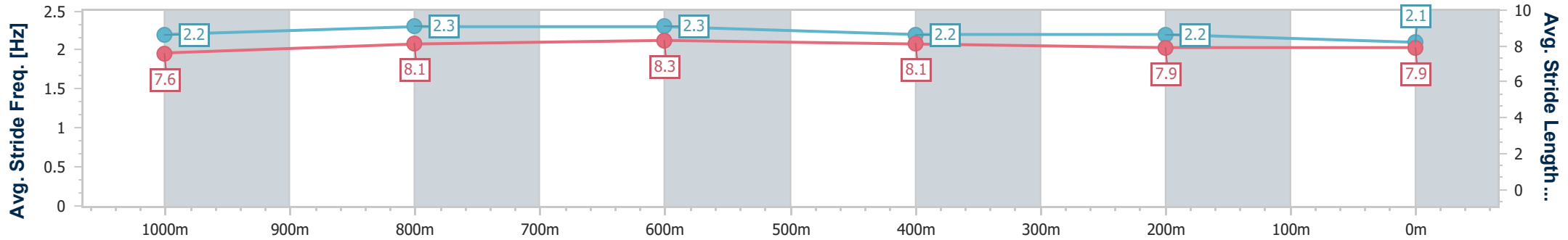
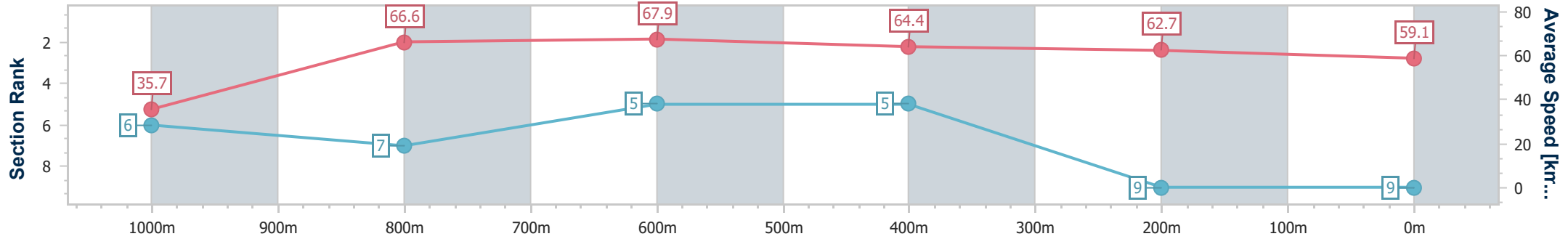
Mackay QLD Professional  
Race 1: STARCUT FLOWERS QTIS Three-Year-Old Handicap - 1100m



10 August 2024 - 12:30

Track Rating: Good 4, Weather: Fine, Rail Position: True

Section	Overall	1000m	800m	600m	400m	200m
Section Times	1:06.86 [9] (0:10.08)	0:56.78 [6] (0:11.01)	0:45.77 [7] (0:10.76)	0:35.01 [5] (0:11.27)	0:23.74 [5] (0:11.54)	0:12.20 [9] (0:12.20)
Average Speed [km/h]	35.7	66.6	67.9	64.4	62.7	59.1
Top Speed [km/h]	62.8	68.1	69.0	65.3	63.5	62.3
Avg. Dist. to Rail [m]	10.5	5.9	4.6	1.4	3.5	5.7
Avg. Stride Freq. [Hz]	2.2	2.3	2.3	2.2	2.2	2.1
Avg. Stride Length [m]	7.6	8.1	8.3	8.1	7.9	7.9



- [ ] Ranking at each section and finish
- .-.- No data available at this section
- NA No data available



# Mackay QLD Professional

## Race 2: LADBROKE IT! RATINGS BAND 0 - 60 Handicap - 1100m

10 August 2024 - 13:07



MACKAY TURF CLUB  
Ooralea Racecourse

Track Rating: Good 4, Weather: Fine, Rail Position: True

Section												Last 600m		
Field Times		Overall	1000m	800m	600m	400m	200m						0:34.57	
		1:02.80 (0:06.31)	0:56.49 (0:10.80)	0:45.69 (0:11.12)	0:34.57 (0:11.70)	0:22.87 (0:11.33)	0:11.54 (0:11.54)							
Rank	TAB	Horse/Jockey	Barrier	Top Speed [km/h]	Fastest Section							Margin	Distance Travelled [m]	
1	5	<b>GOLD ACADEMY</b> Warwick Satherley	5	67.2 1000m	0:06.38 Overall	1:02.80 [1] (0:06.38)	0:56.42 [2] (0:10.97)	0:45.45 [4] (0:11.20)	0:34.25 [4] (0:11.65)	0:22.60 [4] (0:11.06)	0:11.54 [1] (0:11.54)	1:02.80	0:34.25	
2	7	<b>PRIVATE CHEETAH</b> Justin Huxtable	6	67.6 1000m	0:06.60 Overall	1:03.00 [2] (0:06.60)	0:56.40 [7] (0:10.98)	0:45.42 [6] (0:11.10)	0:34.32 [6] (0:11.70)	0:22.62 [6] (0:11.17)	0:11.45 [4] (0:11.45)	1.13L	0:34.32	-5
3	13	<b>WHITSUNDAY SESSION</b> Justin Stanley	12	68.0 1000m	0:06.31 Overall	1:03.03 [3] (0:06.31)	0:56.72 [1] (0:10.80)	0:45.92 [1] (0:11.12)	0:34.80 [1] (0:11.70)	0:23.10 [1] (0:11.45)	0:11.65 [2] (0:11.65)	1.35L	0:34.80	-7
4	18	<b>BOLD ZIP</b> Teagan Voorham	10	67.8 1000m	0:06.80 Overall	1:03.19 [4] (0:06.80)	0:56.39 [10] (0:11.11)	0:45.28 [11] (0:11.14)	0:34.14 [11] (0:11.38)	0:22.76 [7] (0:11.20)	0:11.56 [6] (0:11.56)	2.25L	0:34.14	+3
5	6	<b>HARTSHORN</b> Nathan Thomas	11	69.9 1000m	0:06.51 Overall	1:03.28 [5] (0:06.51)	0:56.77 [4] (0:10.65)	0:46.12 [2] (0:11.09)	0:35.03 [2] (0:11.76)	0:23.27 [2] (0:11.53)	0:11.74 [3] (0:11.74)	2.79L	0:35.03	+0
6	4	<b>HARVESTA</b> Scott Sheargold	15	67.9 1000m	0:06.62 Overall	1:03.34 [6] (0:06.62)	0:56.72 [8] (0:10.97)	0:45.75 [8] (0:11.17)	0:34.58 [7] (0:11.59)	0:22.99 [5] (0:11.24)	0:11.75 [5] (0:11.75)	3.13L	0:34.58	+1
7	8	<b>FLAMING HOMER</b> Georgina Cartwright	1	67.2 1000m	0:06.38 Overall	1:03.38 [7] (0:06.38)	0:57.00 [2] (0:10.93)	0:46.07 [3] (0:11.10)	0:34.97 [3] (0:11.76)	0:23.21 [3] (0:11.47)	0:11.74 [7] (0:11.74)	3.37L	0:34.97	-2
8	17	<b>JUST FRANK</b> Zac Sprie	3	68.3 1000m	0:06.89 Overall	1:03.56 [8] (0:06.89)	0:56.67 [11] (0:10.94)	0:45.73 [10] (0:11.20)	0:34.53 [10] (0:11.56)	0:22.97 [10] (0:11.32)	0:11.65 [8] (0:11.65)	4.46L	0:34.53	-2
9	9	<b>RAGMAN</b> Ryan Wiggins	18	67.9 1000m	0:06.58 Overall	1:03.97 [9] (0:06.58)	0:57.39 [6] (0:10.94)	0:46.45 [5] (0:11.13)	0:35.32 [5] (0:11.88)	0:23.44 [9] (0:11.61)	0:11.83 [9] (0:11.83)	6.84L	0:35.32	+7
10	3	<b>ACOUSTIX</b> Tasha Chambers	2	67.3 1000m	0:06.75 Overall	1:04.14 [10] (0:06.75)	0:57.39 [9] (0:11.01)	0:46.38 [9] (0:11.20)	0:35.18 [9] (0:11.65)	0:23.53 [11] (0:11.61)	0:11.92 [10] (0:11.92)	7.87L	0:35.18	-5

Scratched: Step This Way (#10), Seisme (#11), Divine Hunter (#16), Kahaylaan (#2), Nano Star (#12), Hellish (#1), Sensationabull (#14)

[ ] Ranking at each section and finish  
-:--:-- No data available at this section  
NA No data available

SCN Saddle cloth number  
DNF Did not finish  
DNT Did not track



# Mackay QLD Professional

Race 2: LADBROKE IT! RATINGS BAND 0 - 60 Handicap - 1100m

10 August 2024 - 13:07



MACKAY TURF CLUB

Ooralea Racecourse

Track Rating: Good 4, Weather: Fine, Rail Position: True

Section	Overall	1000m	800m	600m	400m	200m	Last 600m
Field Times	1:02.80 (0:06.31)	0:56.49 (0:10.80)	0:45.69 (0:11.12)	0:34.57 (0:11.70)	0:22.87 (0:11.33)	0:11.54 (0:11.54)	0:34.57

Rank	TAB	Horse/Jockey	Barrier	Top Speed [km/h]	Fastest Section	Overall	1000m	800m	600m	400m	200m	Margin	Distance Travelled [m]	
11	15	JEWELMAE	13	67.4	0:06.54	1:04.56 [11]	0:58.02 [5]	0:46.97 [7]	0:35.78 [8]	0:24.08 [8]	0:12.29 [11]	10.34L	0:35.78	+4
		Jackson Murphy		1000m	Overall	(0:06.54)	(0:11.05)	(0:11.19)	(0:11.70)	(0:11.79)	(0:12.29)			

Scratched: Step This Way (#10), Seisme (#11), Divine Hunter (#16), Kahaylaan (#2), Nano Star (#12), Hellish (#1), Sensationabull (#14)

[ ] Ranking at each section and finish  
 -:-:- No data available at this section  
 NA No data available

SCN Saddle cloth number  
 DNF Did not finish  
 DNT Did not track





Horse/Jockey Name	Gold Academy
Final Rank	1
Fastest Section Time (Section)	0:06.38 (Overall)
Top Speed [km/h] (Section)	67.2 (1000m)
Race State	Finished



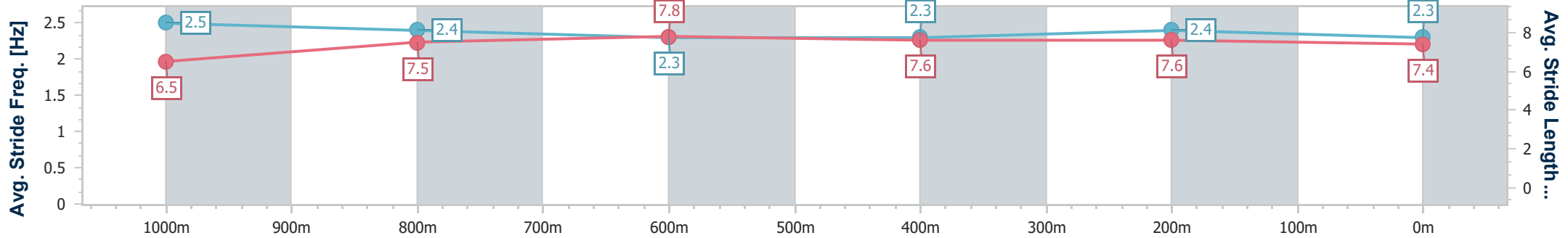
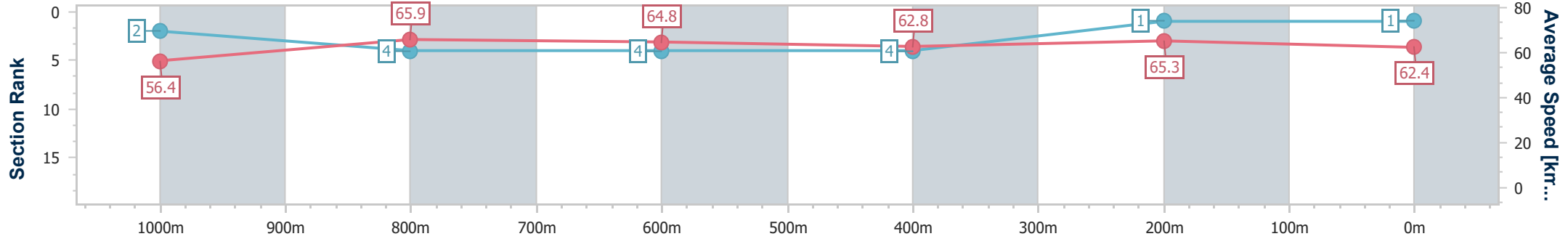
Mackay QLD Professional  
Race 2: LADBROKE IT! RATINGS BAND 0 - 60 Handicap - 1100m



10 August 2024 - 13:07

Track Rating: Good 4, Weather: Fine, Rail Position: True

Section	Overall	1000m	800m	600m	400m	200m
Section Times	1:02.80 [1] (0:06.38)	0:56.42 [2] (0:10.97)	0:45.45 [4] (0:11.20)	0:34.25 [4] (0:11.65)	0:22.60 [4] (0:11.06)	0:11.54 [1] (0:11.54)
Average Speed [km/h]	56.4	65.9	64.8	62.8	65.3	62.4
Top Speed [km/h]	64.0	67.2	66.9	63.7	67.1	65.7
Avg. Dist. to Rail [m]	3.1	1.9	2.4	1.5	2.3	1.5
Avg. Stride Freq. [Hz]	2.5	2.4	2.3	2.3	2.4	2.3
Avg. Stride Length [m]	6.5	7.5	7.8	7.6	7.6	7.4



- [ ] Ranking at each section and finish
- .-.- No data available at this section
- NA No data available



Horse/Jockey Name	Private Cheetah
Final Rank	2
Fastest Section Time (Section)	0:06.60 (Overall)
Top Speed [km/h] (Section)	67.6 (1000m)
Race State	Finished



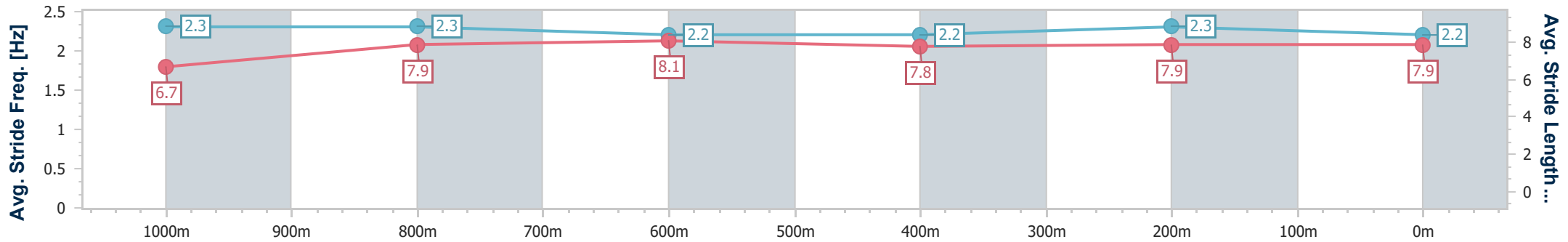
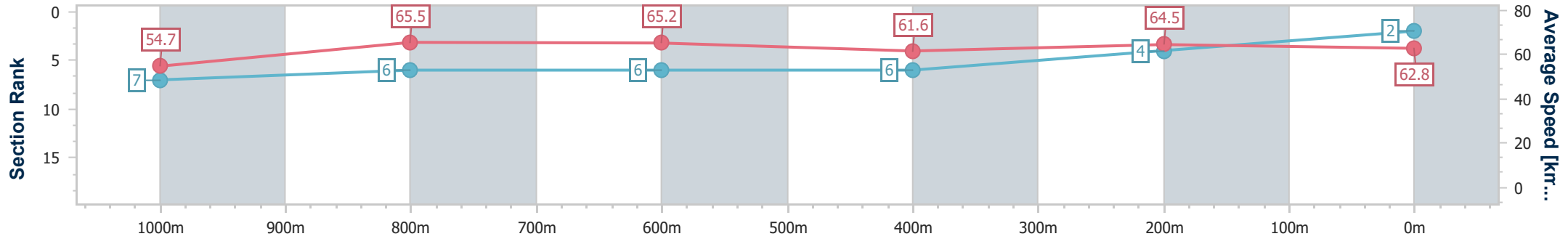
Mackay QLD Professional  
Race 2: LADBROKE IT! RATINGS BAND 0 - 60 Handicap - 1100m

10 August 2024 - 13:07

Track Rating: Good 4, Weather: Fine, Rail Position: True



Section	Overall	1000m	800m	600m	400m	200m
Section Times	1:03.00 [2] (0:06.60)	0:56.40 [7] (0:10.98)	0:45.42 [6] (0:11.10)	0:34.32 [6] (0:11.70)	0:22.62 [6] (0:11.17)	0:11.45 [4] (0:11.45)
Average Speed [km/h]	54.7	65.5	65.2	61.6	64.5	62.8
Top Speed [km/h]	61.6	67.6	66.8	63.6	66.2	65.4
Avg. Dist. to Rail [m]	4.9	1.2	0.7	0.5	2.0	3.2
Avg. Stride Freq. [Hz]	2.3	2.3	2.2	2.2	2.3	2.2
Avg. Stride Length [m]	6.7	7.9	8.1	7.8	7.9	7.9



- [ ] Ranking at each section and finish
- .-.- No data available at this section
- NA No data available



Horse/Jockey Name	Whitsunday Session
Final Rank	3
Fastest Section Time (Section)	0:06.31 (Overall)
Top Speed [km/h] (Section)	68.0 (1000m)
Race State	Finished



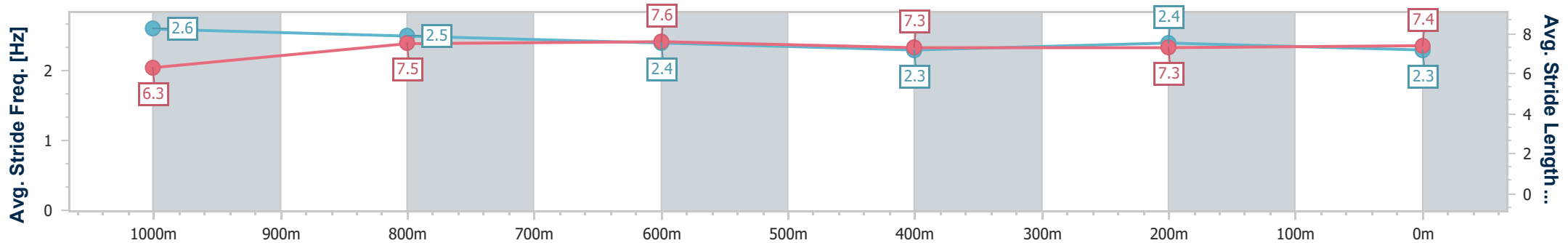
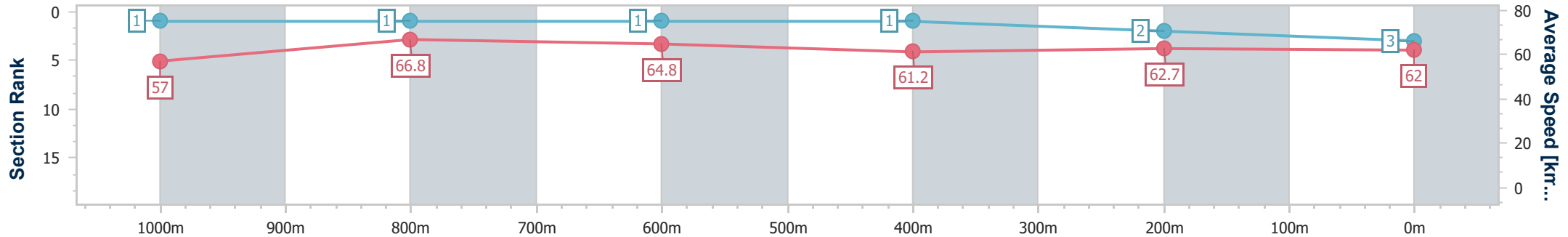
Mackay QLD Professional  
Race 2: LADBROKE IT! RATINGS BAND 0 - 60 Handicap - 1100m

10 August 2024 - 13:07

Track Rating: Good 4, Weather: Fine, Rail Position: True



Section	Overall	1000m	800m	600m	400m	200m
Section Times	1:03.03 [3] (0:06.31)	0:56.72 [1] (0:10.80)	0:45.92 [1] (0:11.12)	0:34.80 [1] (0:11.70)	0:23.10 [1] (0:11.45)	0:11.65 [2] (0:11.65)
Average Speed [km/h]	57.0	66.8	64.8	61.2	62.7	62.0
Top Speed [km/h]	64.1	68.0	66.4	61.9	65.3	64.7
Avg. Dist. to Rail [m]	7.0	0.6	0.6	0.5	0.7	0.8
Avg. Stride Freq. [Hz]	2.6	2.5	2.4	2.3	2.4	2.3
Avg. Stride Length [m]	6.3	7.5	7.6	7.3	7.3	7.4



- [ ] Ranking at each section and finish
- .-.- No data available at this section
- NA No data available



Horse/Jockey Name	Bold Zip
Final Rank	4
Fastest Section Time (Section)	0:06.80 (Overall)
Top Speed [km/h] (Section)	67.8 (1000m)
Race State	Finished



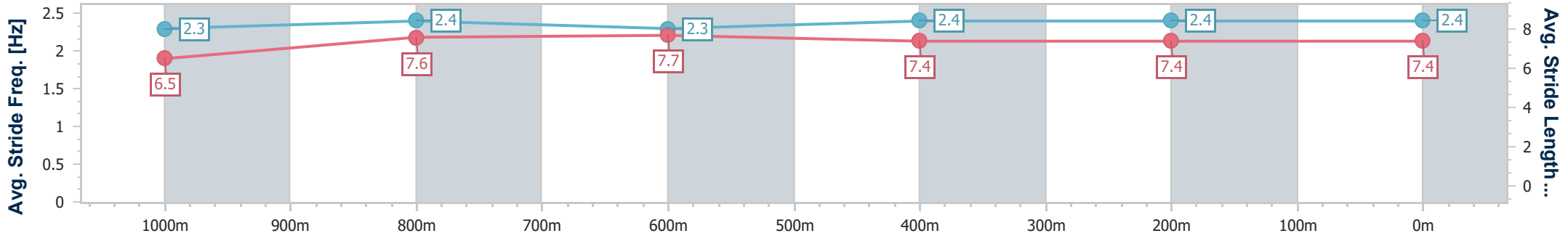
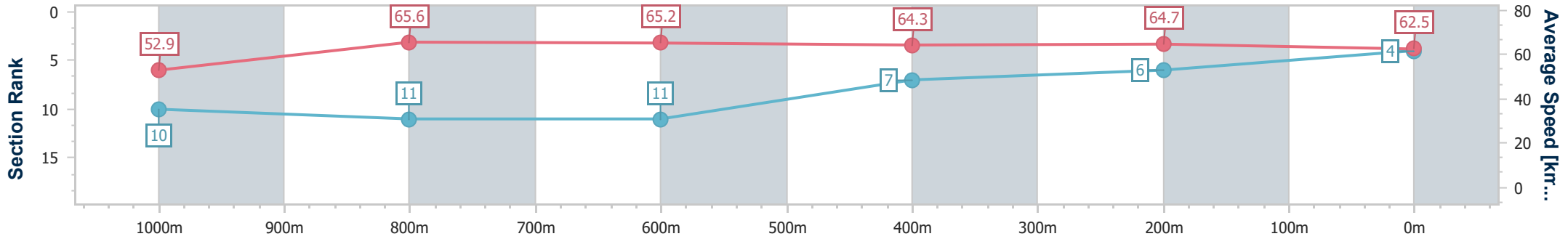
Mackay QLD Professional  
Race 2: LADBROKE IT! RATINGS BAND 0 - 60 Handicap - 1100m



10 August 2024 - 13:07

Track Rating: Good 4, Weather: Fine, Rail Position: True

Section	Overall	1000m	800m	600m	400m	200m
Section Times	1:03.19 [4] (0:06.80)	0:56.39 [10] (0:11.11)	0:45.28 [11] (0:11.14)	0:34.14 [11] (0:11.38)	0:22.76 [7] (0:11.20)	0:11.56 [6] (0:11.56)
Average Speed [km/h]	52.9	65.6	65.2	64.3	64.7	62.5
Top Speed [km/h]	62.1	67.8	66.2	65.9	66.6	65.6
Avg. Dist. to Rail [m]	6.1	3.4	3.3	2.3	3.6	3.4
Avg. Stride Freq. [Hz]	2.3	2.4	2.3	2.4	2.4	2.4
Avg. Stride Length [m]	6.5	7.6	7.7	7.4	7.4	7.4



- [ ] Ranking at each section and finish
- .-.- No data available at this section
- NA No data available



Horse/Jockey Name	Hartshorn
Final Rank	5
Fastest Section Time (Section)	0:06.51 (Overall)
Top Speed [km/h] (Section)	69.9 (1000m)
Race State	Finished



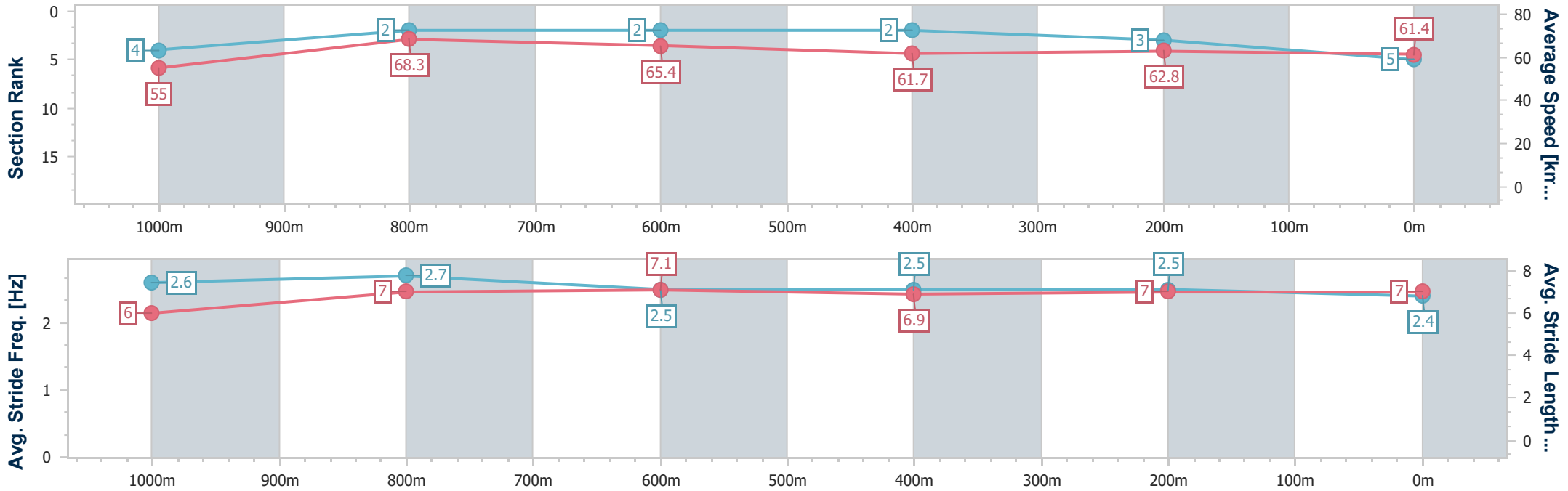
Mackay QLD Professional  
Race 2: LADBROKE IT! RATINGS BAND 0 - 60 Handicap - 1100m



10 August 2024 - 13:07

Track Rating: Good 4, Weather: Fine, Rail Position: True

Section	Overall	1000m	800m	600m	400m	200m
Section Times	1:03.28 [5] (0:06.51)	0:56.77 [4] (0:10.65)	0:46.12 [2] (0:11.09)	0:35.03 [2] (0:11.76)	0:23.27 [2] (0:11.53)	0:11.74 [3] (0:11.74)
Average Speed [km/h]	55.0	68.3	65.4	61.7	62.8	61.4
Top Speed [km/h]	64.6	69.9	67.8	63.2	64.6	64.5
Avg. Dist. to Rail [m]	7.0	3.2	2.7	0.8	2.2	2.3
Avg. Stride Freq. [Hz]	2.6	2.7	2.5	2.5	2.5	2.4
Avg. Stride Length [m]	6.0	7.0	7.1	6.9	7.0	7.0



- [ ] Ranking at each section and finish
- .-.- No data available at this section
- NA No data available



Horse/Jockey Name	Harvesta
Final Rank	6
Fastest Section Time (Section)	0:06.62 (Overall)
Top Speed [km/h] (Section)	67.9 (1000m)
Race State	Finished



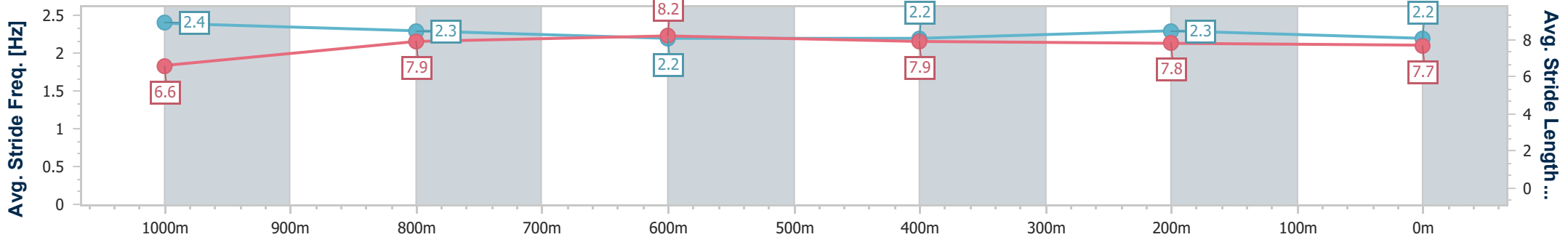
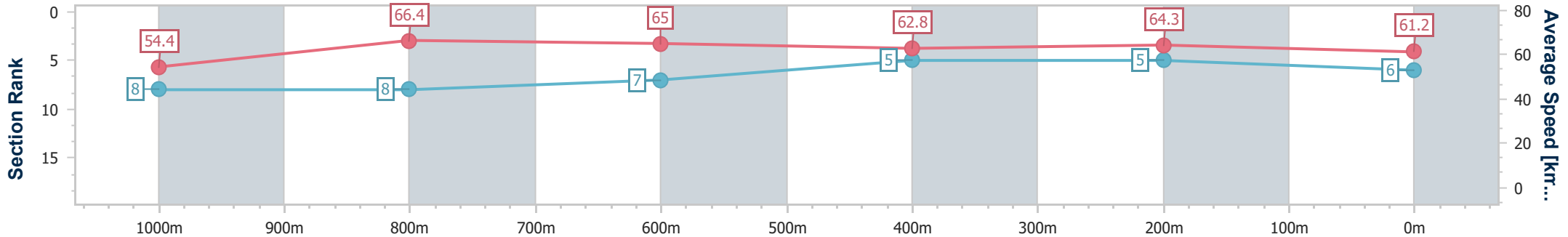
Mackay QLD Professional  
Race 2: LADBROKE IT! RATINGS BAND 0 - 60 Handicap - 1100m



10 August 2024 - 13:07

Track Rating: Good 4, Weather: Fine, Rail Position: True

Section	Overall	1000m	800m	600m	400m	200m
Section Times	1:03.34 [6] (0:06.62)	0:56.72 [8] (0:10.97)	0:45.75 [8] (0:11.17)	0:34.58 [7] (0:11.59)	0:22.99 [5] (0:11.24)	0:11.75 [5] (0:11.75)
Average Speed [km/h]	54.4	66.4	65.0	62.8	64.3	61.2
Top Speed [km/h]	63.7	67.9	66.5	63.6	65.2	65.0
Avg. Dist. to Rail [m]	10.7	3.2	2.6	1.5	2.7	3.5
Avg. Stride Freq. [Hz]	2.4	2.3	2.2	2.2	2.3	2.2
Avg. Stride Length [m]	6.6	7.9	8.2	7.9	7.8	7.7



- [ ] Ranking at each section and finish
- .-.- No data available at this section
- NA No data available



Horse/Jockey Name	Flaming Homer
Final Rank	7
Fastest Section Time (Section)	0:06.38 (Overall)
Top Speed [km/h] (Section)	67.2 (1000m)
Race State	Finished



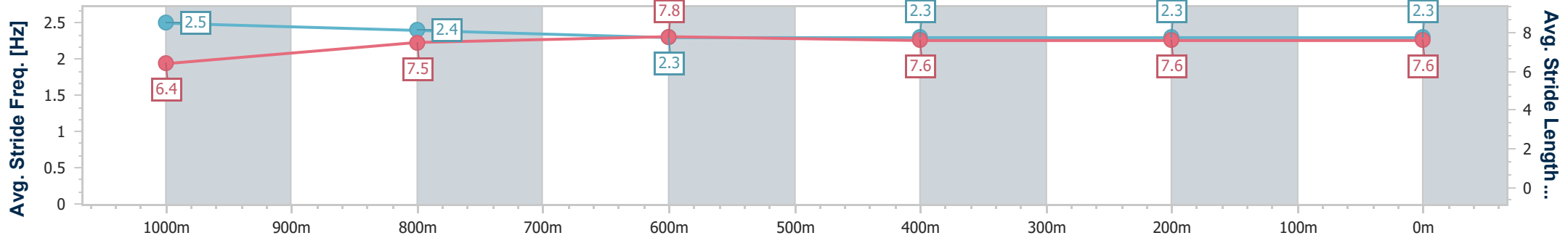
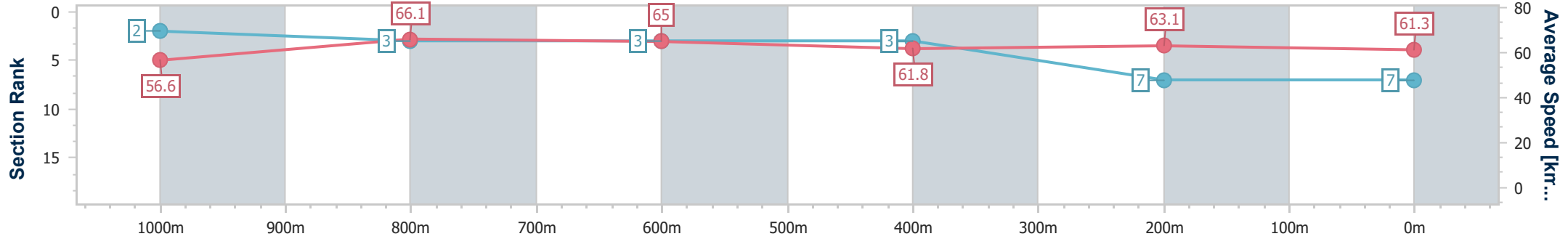
Mackay QLD Professional  
 Race 2: LADBROKE IT! RATINGS BAND 0 - 60 Handicap - 1100m



10 August 2024 - 13:07

Track Rating: Good 4, Weather: Fine, Rail Position: True

Section	Overall	1000m	800m	600m	400m	200m
Section Times	1:03.38 [7] (0:06.38)	0:57.00 [2] (0:10.93)	0:46.07 [3] (0:11.10)	0:34.97 [3] (0:11.76)	0:23.21 [3] (0:11.47)	0:11.74 [7] (0:11.74)
Average Speed [km/h]	56.6	66.1	65.0	61.8	63.1	61.3
Top Speed [km/h]	65.0	67.2	66.7	63.0	64.7	63.5
Avg. Dist. to Rail [m]	2.1	0.8	1.0	1.4	2.5	0.9
Avg. Stride Freq. [Hz]	2.5	2.4	2.3	2.3	2.3	2.3
Avg. Stride Length [m]	6.4	7.5	7.8	7.6	7.6	7.6



- [ ] Ranking at each section and finish
- .-.- No data available at this section
- NA No data available



Horse/Jockey Name	Just Frank
Final Rank	8
Fastest Section Time (Section)	0:06.89 (Overall)
Top Speed [km/h] (Section)	68.3 (1000m)
Race State	Finished



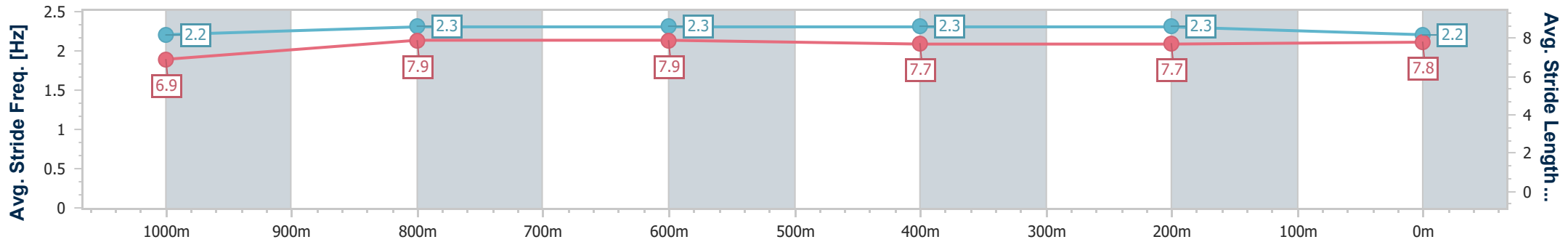
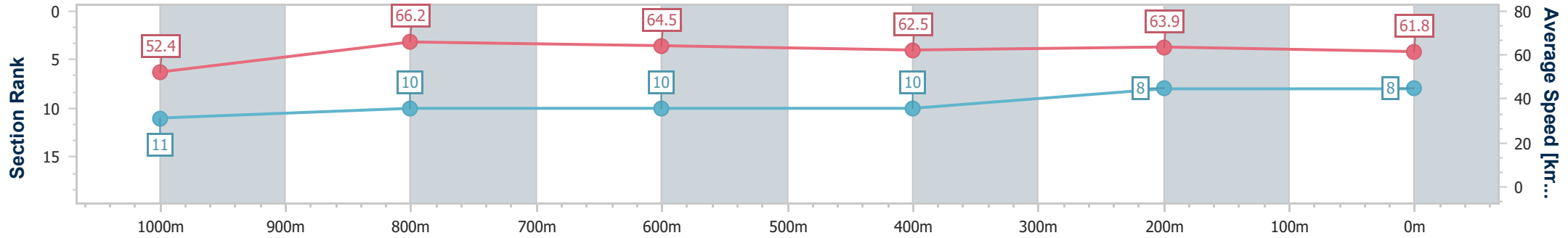
Mackay QLD Professional  
Race 2: LADBROKE IT! RATINGS BAND 0 - 60 Handicap - 1100m



10 August 2024 - 13:07

Track Rating: Good 4, Weather: Fine, Rail Position: True

Section	Overall	1000m	800m	600m	400m	200m
Section Times	1:03.56 [8] (0:06.89)	0:56.67 [11] (0:10.94)	0:45.73 [10] (0:11.20)	0:34.53 [10] (0:11.56)	0:22.97 [10] (0:11.32)	0:11.65 [8] (0:11.65)
Average Speed [km/h]	52.4	66.2	64.5	62.5	63.9	61.8
Top Speed [km/h]	62.1	68.3	65.9	63.9	65.0	63.9
Avg. Dist. to Rail [m]	4.2	1.6	1.1	0.9	2.8	5.6
Avg. Stride Freq. [Hz]	2.2	2.3	2.3	2.3	2.3	2.2
Avg. Stride Length [m]	6.9	7.9	7.9	7.7	7.7	7.8



- [ ] Ranking at each section and finish
- .-.- No data available at this section
- NA No data available





Horse/Jockey Name	Ragman
Final Rank	9
Fastest Section Time (Section)	0:06.58 (Overall)
Top Speed [km/h] (Section)	67.9 (1000m)
Race State	Finished



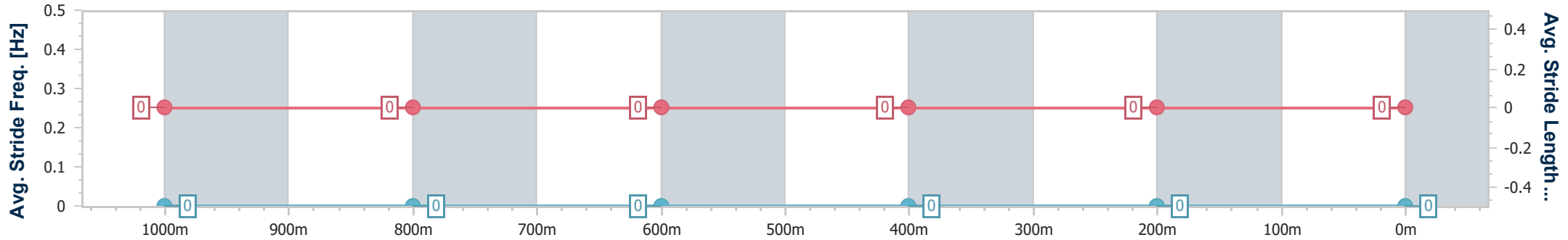
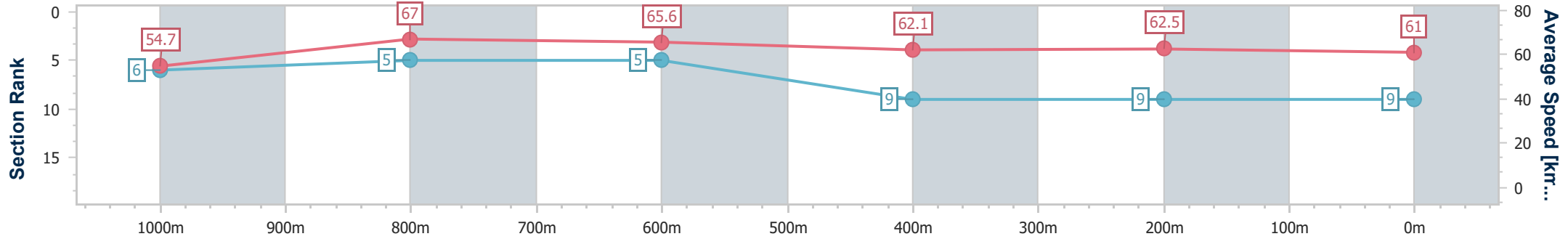
Mackay QLD Professional  
Race 2: LADBROKE IT! RATINGS BAND 0 - 60 Handicap - 1100m

10 August 2024 - 13:07

Track Rating: Good 4, Weather: Fine, Rail Position: True



Section	Overall	1000m	800m	600m	400m	200m
Section Times	1:03.97 [9] (0:06.58)	0:57.39 [6] (0:10.94)	0:46.45 [5] (0:11.13)	0:35.32 [5] (0:11.88)	0:23.44 [9] (0:11.61)	0:11.83 [9] (0:11.83)
Average Speed [km/h]	54.7	67.0	65.6	62.1	62.5	61.0
Top Speed [km/h]	62.9	67.9	67.1	63.5	63.7	63.8
Avg. Dist. to Rail [m]	12.7	5.5	3.6	3.5	5.5	6.8
Avg. Stride Freq. [Hz]	---	---	---	---	---	---
Avg. Stride Length [m]	---	---	---	---	---	---



- [ ] Ranking at each section and finish
- No data available at this section
- NA No data available



Horse/Jockey Name	Acoustix
Final Rank	10
Fastest Section Time (Section)	0:06.75 (Overall)
Top Speed [km/h] (Section)	67.3 (1000m)
Race State	Finished



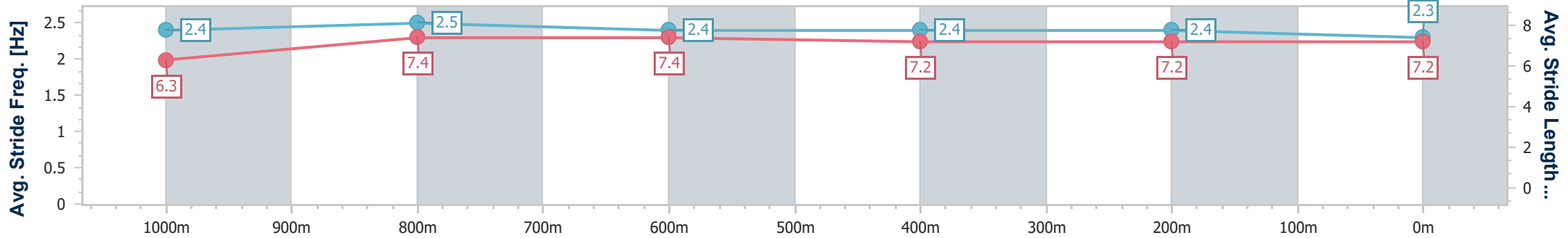
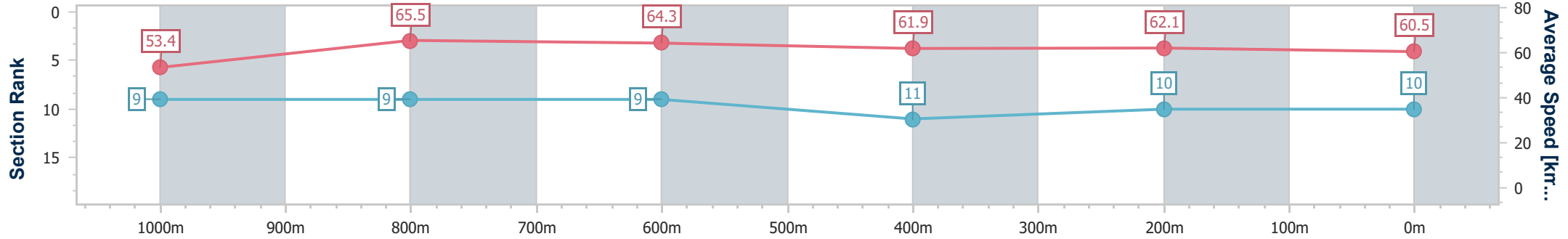
Mackay QLD Professional  
Race 2: LADBROKE IT! RATINGS BAND 0 - 60 Handicap - 1100m



10 August 2024 - 13:07

Track Rating: Good 4, Weather: Fine, Rail Position: True

Section	Overall	1000m	800m	600m	400m	200m
Section Times	1:04.14 [10] (0:06.75)	0:57.39 [9] (0:11.01)	0:46.38 [9] (0:11.20)	0:35.18 [9] (0:11.65)	0:23.53 [11] (0:11.61)	0:11.92 [10] (0:11.92)
Average Speed [km/h]	53.4	65.5	64.3	61.9	62.1	60.5
Top Speed [km/h]	61.7	67.3	66.1	63.1	62.7	62.4
Avg. Dist. to Rail [m]	3.2	0.7	0.7	0.6	1.3	1.6
Avg. Stride Freq. [Hz]	2.4	2.5	2.4	2.4	2.4	2.3
Avg. Stride Length [m]	6.3	7.4	7.4	7.2	7.2	7.2



- [ ] Ranking at each section and finish
- .-.- No data available at this section
- NA No data available



Horse/Jockey Name	Jewelmae
Final Rank	11
Fastest Section Time (Section)	0:06.54 (Overall)
Top Speed [km/h] (Section)	67.4 (1000m)
Race State	Finished



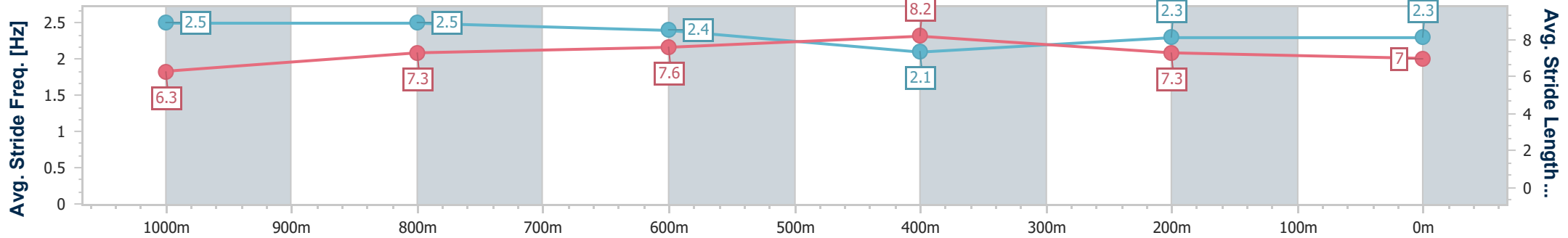
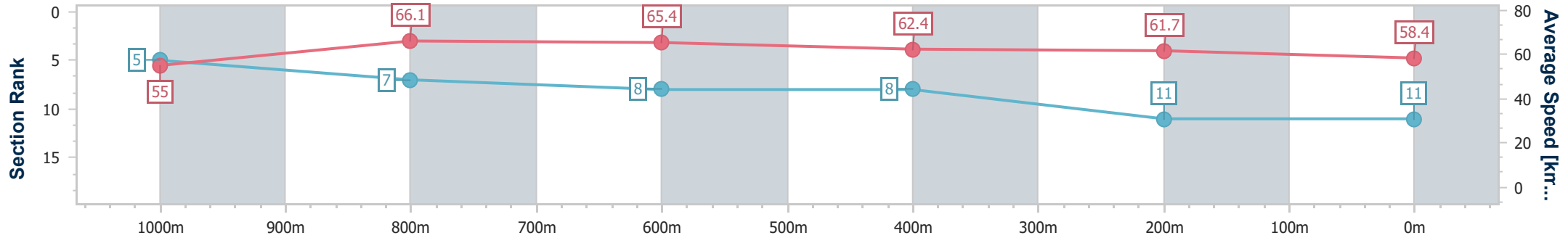
Mackay QLD Professional  
Race 2: LADBROKE IT! RATINGS BAND 0 - 60 Handicap - 1100m



10 August 2024 - 13:07

Track Rating: Good 4, Weather: Fine, Rail Position: True

Section	Overall	1000m	800m	600m	400m	200m
Section Times	1:04.56 [11] (0:06.54)	0:58.02 [5] (0:11.05)	0:46.97 [7] (0:11.19)	0:35.78 [8] (0:11.70)	0:24.08 [8] (0:11.79)	0:12.29 [11] (0:12.29)
Average Speed [km/h]	55.0	66.1	65.4	62.4	61.7	58.4
Top Speed [km/h]	64.7	67.4	66.5	63.9	62.4	62.1
Avg. Dist. to Rail [m]	10.1	4.8	4.6	1.8	4.3	3.8
Avg. Stride Freq. [Hz]	2.5	2.5	2.4	2.1	2.3	2.3
Avg. Stride Length [m]	6.3	7.3	7.6	8.2	7.3	7.0



- [ ] Ranking at each section and finish
- .-.- No data available at this section
- NA No data available

Track Rating: Good 4, Weather: Fine, Rail Position: True

Section													
Field Times		Overall	1200m	1000m	800m	600m	400m	Last 600m					
		1:14.58 (0:06.86)	1:07.72 (0:10.70)	0:57.02 (0:10.98)	0:46.04 (0:11.26)	0:34.78 (0:11.63)	0:23.15 (0:11.52)	0:34.78					
Rank	TAB	Horse/Jockey	Barrier	Top Speed [km/h]	Fastest Section							Distance Travelled [m]	
1	13	PIPISTRELLE Georgina Cartwright	10	68.0	0:07.30	1:14.58 [1] (0:07.30)	1:07.28 [8] (0:10.90)	0:56.38 [8] (0:10.80)	0:45.58 [6] (0:11.23)	0:34.35 [5] (0:11.51)	0:22.84 [4] (0:11.21)	0:34.35	
2	6	SENNAPROST Ryan Wiggins	5	68.7	0:06.95	1:15.27 [2] (0:06.95)	1:08.32 [4] (0:10.85)	0:57.47 [3] (0:11.11)	0:46.36 [4] (0:11.26)	0:35.10 [4] (0:11.57)	0:23.53 [4] (0:11.48)	0:35.10	+1
3	3	INVICTUS LAD Warwick Satherley	1	68.9	0:07.00	1:15.30 [3] (0:07.00)	1:08.30 [7] (0:10.81)	0:57.49 [4] (0:10.89)	0:46.60 [3] (0:11.26)	0:35.34 [2] (0:11.55)	0:23.79 [2] (0:11.54)	0:35.34	-1
4	5	NOBLE HEART Justin Huxtable	2	66.9	0:06.97	1:15.54 [4] (0:06.97)	1:08.57 [5] (0:11.00)	0:57.57 [6] (0:11.01)	0:46.56 [5] (0:11.35)	0:35.21 [6] (0:11.58)	0:23.63 [6] (0:11.57)	0:35.21	+5
5	12	MISS SHALAA Anthony Allen	7	66.9	0:06.99	1:15.69 [5] (0:06.99)	1:08.70 [6] (0:11.17)	0:57.53 [7] (0:10.98)	0:46.55 [8] (0:11.32)	0:35.23 [7] (0:11.51)	0:23.72 [7] (0:11.53)	0:35.23	-1
6	11	TERMINUS Chris Whiteley	3	68.6	0:06.87	1:16.31 [6] (0:06.87)	1:09.44 [2] (0:10.69)	0:58.75 [1] (0:10.98)	0:47.77 [1] (0:11.42)	0:36.35 [3] (0:11.47)	0:24.88 [1] (0:11.88)	0:36.35	+0
7	8	CHUCKA DUMMY Jackson Murphy	9	66.6	0:07.48	1:16.31 [7] (0:07.48)	1:08.83 [11] (0:11.15)	0:57.68 [11] (0:11.08)	0:46.60 [11] (0:11.39)	0:35.21 [11] (0:11.78)	0:23.43 [11] (0:11.51)	0:35.21	+7
8	7	SHIPS AHOY Justin Stanley	12	67.9	0:06.91	1:16.36 [8] (0:06.91)	1:09.45 [3] (0:10.94)	0:58.51 [5] (0:11.24)	0:47.27 [7] (0:11.46)	0:35.81 [8] (0:11.79)	0:24.02 [8] (0:11.76)	0:35.81	+3
9	14	ZURI ZURI Chelsea Jokic	11	67.1	0:07.33	1:16.97 [9] (0:07.33)	1:09.64 [9] (0:11.23)	0:58.41 [10] (0:11.05)	0:47.36 [10] (0:11.26)	0:36.10 [10] (0:11.76)	0:24.34 [10] (0:11.70)	0:36.10	+3
10	1	ADMIRAL ASH Zac Sprie	15	67.7	0:08.27	1:18.39 [10] (0:08.27)	1:10.12 [12] (0:11.43)	0:58.69 [12] (0:11.12)	0:47.57 [12] (0:11.30)	0:36.27 [12] (0:11.79)	0:24.48 [12] (0:11.72)	0:36.27	+5

Scratched: Hangin' Around (#2), Just Frank (#16), Seisme (#9), Set The Sails (#10)



**Mackay QLD Professional**  
**Race 3: LADBROKES COMMUNITIES Class 3 Plate - 1300m**  
**10 August 2024 - 13:43**



MACKAY TURF CLUB  
 Ooralea Racecourse

Track Rating: Good 4, Weather: Fine, Rail Position: True

Section		Overall	1200m	1000m	800m	600m	400m	Last 600m				
Field Times		1:14.58 (0:06.86)	1:07.72 (0:10.70)	0:57.02 (0:10.98)	0:46.04 (0:11.26)	0:34.78 (0:11.63)	0:23.15 (0:11.52)	0:34.78				
Rank	TAB Horse/Jockey	Barrier	Top Speed [km/h]	Fastest Section	Distance Travelled [m]							
11	4 MISHANI AVIATOR Micheal Hellyer	13	68.9 1000m	0:06.86 Overall	1:18.42 [11] (0:06.86)	1:11.56 [1] (0:10.87)	1:00.69 [2] (0:10.85)	0:49.84 [2] (0:11.22)	0:38.62 [1] (0:11.90)	0:26.72 [3] (0:12.55)	0:38.62	+3
12	15 DAWN REBEL Samantha Collett	8	68.1 1000m	0:07.38 Overall	1:18.71 [12] (0:07.38)	1:11.33 [10] (0:11.11)	1:00.22 [9] (0:10.95)	0:49.27 [9] (0:11.35)	0:37.92 [9] (0:11.81)	0:26.11 [9] (0:12.33)	0:37.92	+2

Scratched: Hangin' Around (#2), Just Frank (#16), Seisme (#9), Set The Sails (#10)

[ ] Ranking at each section and finish  
 -:--:-- No data available at this section  
 NA No data available

SCN Saddle cloth number  
 DNF Did not finish  
 DNT Did not track

# Mackay QLD Professional

## Race 3: LADBROKES COMMUNITIES Class 3 Plate - 1300m



MACKAY TURF CLUB  
Ooralea Racecourse

10 August 2024 - 13:43

Track Rating: Good 4, Weather: Fine, Rail Position: True

Section				200m				Last 600m	
Field Times				0:11.63 (0:11.63)				0:34.78	
Rank	TAB	Horse/Jockey	Barrier	Top Speed [km/h]	Fastest Section	Margin			Distance Travelled [m]
1	13	<b>PIPISTRELLE</b> Georgina Cartwright	10	68.0 1000m	0:07.30 Overall	0:11.63 [1] (0:11.63)	1:14.58		0:34.35
2	6	<b>SENNAPROST</b> Ryan Wiggins	5	68.7 1200m	0:06.95 Overall	0:12.05 [3] (0:12.05)	4.05L		0:35.10 +1
3	3	<b>INVICTUS LAD</b> Warwick Satherley	1	68.9 1200m	0:07.00 Overall	0:12.25 [2] (0:12.25)	4.2L		0:35.34 -1
4	5	<b>NOBLE HEART</b> Justin Huxtable	2	66.9 1200m	0:06.97 Overall	0:12.06 [5] (0:12.06)	5.6L		0:35.21 +5
5	12	<b>MISS SHALAA</b> Anthony Allen	7	66.9 1200m	0:06.99 Overall	0:12.19 [6] (0:12.19)	6.49L		0:35.23 -1
6	11	<b>TERMINUS</b> Chris Whiteley	3	68.6 1200m	0:06.87 Overall	0:13.00 [4] (0:13.00)	10.15L		0:36.35 +0
7	8	<b>CHUCKA DUMMY</b> Jackson Murphy	9	66.6 1000m	0:07.48 Overall	0:11.92 [10] (0:11.92)	10.18L		0:35.21 +7
8	7	<b>SHIPS AHOY</b> Justin Stanley	12	67.9 1200m	0:06.91 Overall	0:12.26 [7] (0:12.26)	10.45L		0:35.81 +3
9	14	<b>ZURI ZURI</b> Chelsea Jokic	11	67.1 1000m	0:07.33 Overall	0:12.64 [9] (0:12.64)	14.03L		0:36.10 +3
10	1	<b>ADMIRAL ASH</b> Zac Sprie	15	67.7 1000m	0:08.27 Overall	0:12.76 [12] (0:12.76)	22.38L		0:36.27 +5

Scratched: Hangin' Around (#2), Just Frank (#16), Seisme (#9), Set The Sails (#10)



**Mackay QLD Professional**  
**Race 3: LADBROKES COMMUNITIES Class 3 Plate - 1300m**  
**10 August 2024 - 13:43**



**MACKAY TURF CLUB**  
 Ooralea Racecourse

Track Rating: Good 4, Weather: Fine, Rail Position: True

Section				200m				Last 600m		
Field Times				0:11.63 (0:11.63)				0:34.78		
Rank	TAB	Horse/Jockey	Barrier	Top Speed [km/h]	Fastest Section	Margin			Distance Travelled [m]	
11	4	<b>MISHANI AVIATOR</b>	13	68.9	0:06.86	0:14.17 [8]	22.58L		0:38.62	+3
		Micheal Hellyer		1000m	Overall	(0:14.17)				
12	15	<b>DAWN REBEL</b>	8	68.1	0:07.38	0:13.78 [11]	24.29L		0:37.92	+2
		Samantha Collett		1000m	Overall	(0:13.78)				

Scratched: Hangin' Around (#2), Just Frank (#16), Seisme (#9), Set The Sails (#10)

[ ] Ranking at each section and finish  
 -:-:- No data available at this section  
 NA No data available

SCN Saddle cloth number  
 DNF Did not finish  
 DNT Did not track



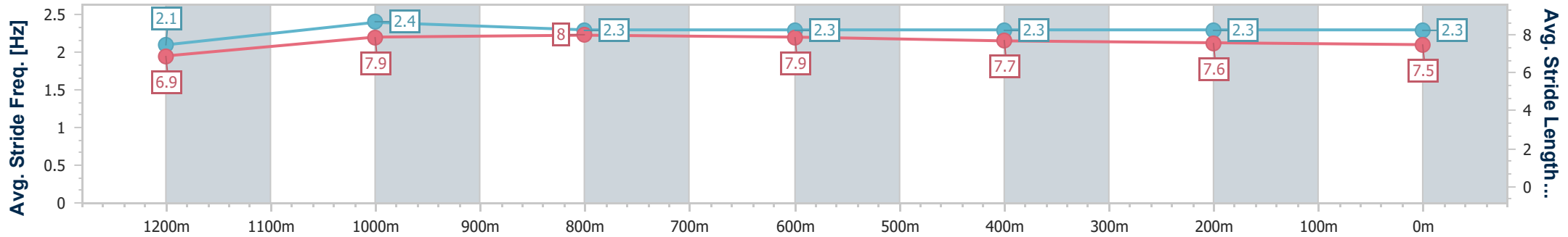
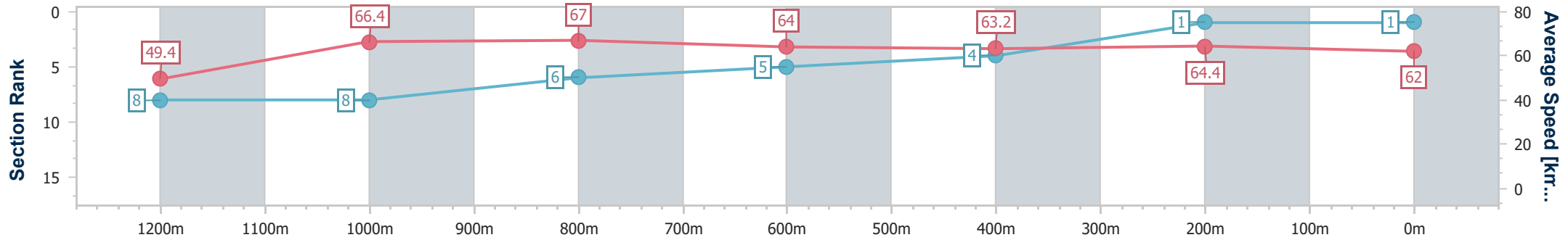
Horse/Jockey Name	Pipistrelle
Final Rank	1
Fastest Section Time (Section)	0:07.30 (Overall)
Top Speed [km/h] (Section)	68.0 (1000m)
Race State	Finished



Mackay QLD Professional  
 Race 3: LADBROKES COMMUNITIES Class 3 Plate - 1300m  
 10 August 2024 - 13:43  
 Track Rating: Good 4, Weather: Fine, Rail Position: True



Section	Overall	1200m	1000m	800m	600m	400m	200m
Section Times	1:14.58 [1] (0:07.30)	1:07.28 [8] (0:10.90)	0:56.38 [8] (0:10.80)	0:45.58 [6] (0:11.23)	0:34.35 [5] (0:11.51)	0:22.84 [4] (0:11.21)	0:11.63 [1] (0:11.63)
Average Speed [km/h]	49.4	66.4	67.0	64.0	63.2	64.4	62.0
Top Speed [km/h]	61.9	67.9	68.0	65.8	63.4	65.7	64.8
Avg. Dist. to Rail [m]	10.4	2.6	1.4	0.9	0.9	3.0	2.3
Avg. Stride Freq. [Hz]	2.1	2.4	2.3	2.3	2.3	2.3	2.3
Avg. Stride Length [m]	6.9	7.9	8.0	7.9	7.7	7.6	7.5



- [ ] Ranking at each section and finish
- .-.- No data available at this section
- NA No data available





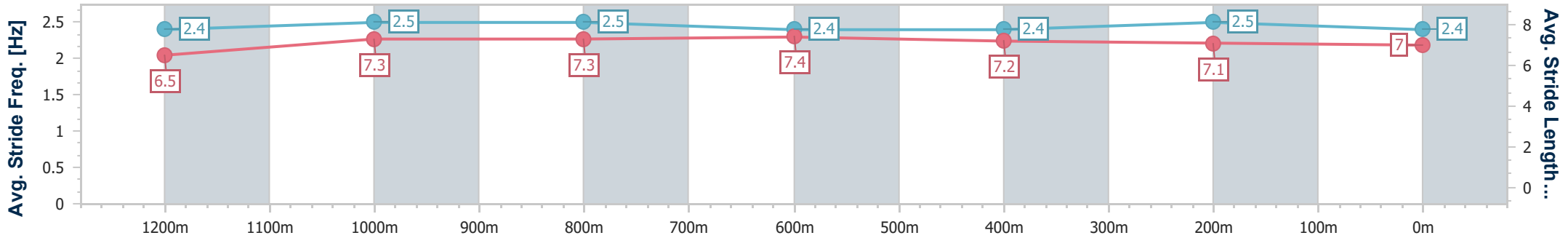
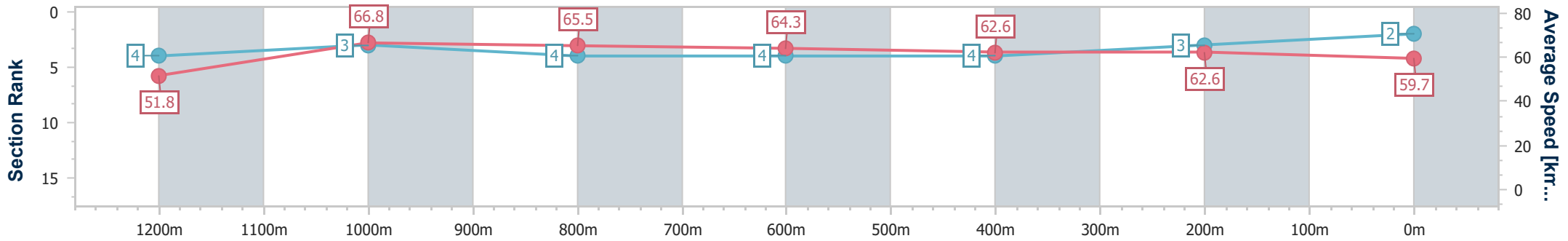
Horse/Jockey Name	Sennaprost
Final Rank	2
Fastest Section Time (Section)	0:06.95 (Overall)
Top Speed [km/h] (Section)	68.7 (1200m)
Race State	Finished



Mackay QLD Professional  
 Race 3: LADBROKES COMMUNITIES Class 3 Plate - 1300m  
 10 August 2024 - 13:43  
 Track Rating: Good 4, Weather: Fine, Rail Position: True



Section	Overall	1200m	1000m	800m	600m	400m	200m
Section Times	1:15.27 [2] (0:06.95)	1:08.32 [4] (0:10.85)	0:57.47 [3] (0:11.11)	0:46.36 [4] (0:11.26)	0:35.10 [4] (0:11.57)	0:23.53 [4] (0:11.48)	0:12.05 [3] (0:12.05)
Average Speed [km/h]	51.8	66.8	65.5	64.3	62.6	62.6	59.7
Top Speed [km/h]	64.3	68.7	66.5	65.3	64.0	63.7	62.5
Avg. Dist. to Rail [m]	8.5	4.3	4.1	2.3	0.5	2.3	2.5
Avg. Stride Freq. [Hz]	2.4	2.5	2.5	2.4	2.4	2.5	2.4
Avg. Stride Length [m]	6.5	7.3	7.3	7.4	7.2	7.1	7.0



- [ ] Ranking at each section and finish
- .-.- No data available at this section
- NA No data available



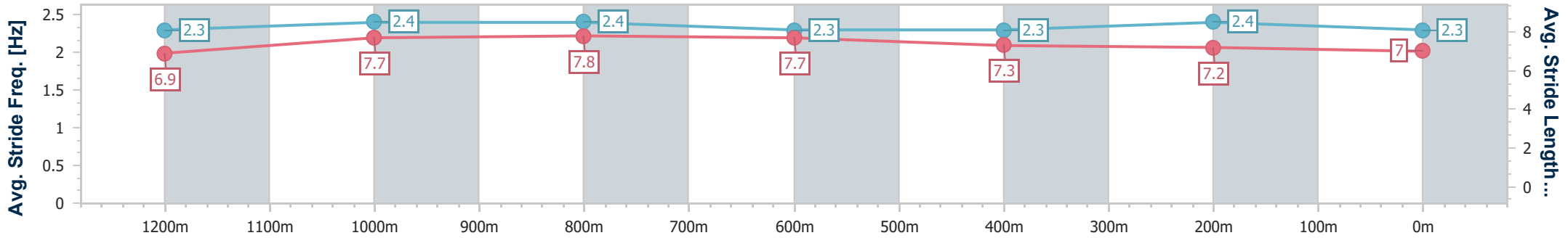
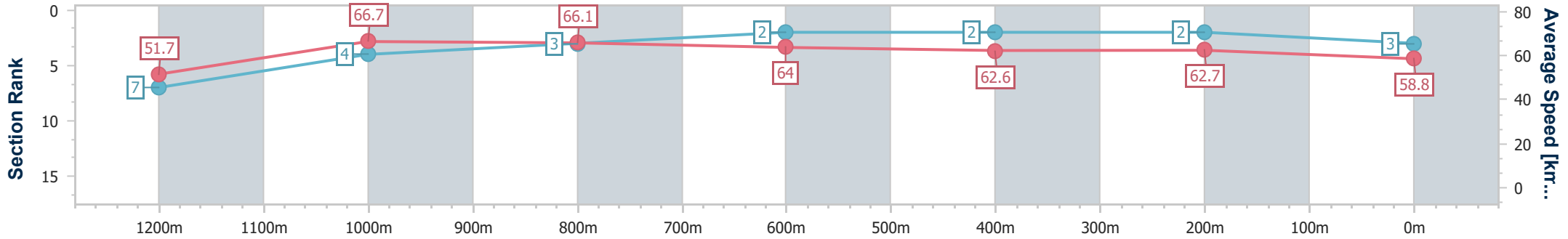
Horse/Jockey Name	Invictus Lad
Final Rank	3
Fastest Section Time (Section)	0:07.00 (Overall)
Top Speed [km/h] (Section)	68.9 (1200m)
Race State	Finished



Mackay QLD Professional  
 Race 3: LADBROKES COMMUNITIES Class 3 Plate - 1300m  
 10 August 2024 - 13:43  
 Track Rating: Good 4, Weather: Fine, Rail Position: True



Section	Overall	1200m	1000m	800m	600m	400m	200m
Section Times	1:15.30 [3] (0:07.00)	1:08.30 [7] (0:10.81)	0:57.49 [4] (0:10.89)	0:46.60 [3] (0:11.26)	0:35.34 [2] (0:11.55)	0:23.79 [2] (0:11.54)	0:12.25 [2] (0:12.25)
Average Speed [km/h]	51.7	66.7	66.1	64.0	62.6	62.7	58.8
Top Speed [km/h]	63.8	68.9	67.8	64.8	63.6	63.0	61.6
Avg. Dist. to Rail [m]	4.9	1.3	0.5	0.7	0.6	2.4	2.0
Avg. Stride Freq. [Hz]	2.3	2.4	2.4	2.3	2.3	2.4	2.3
Avg. Stride Length [m]	6.9	7.7	7.8	7.7	7.3	7.2	7.0



- [ ] Ranking at each section and finish
- .-.- No data available at this section
- NA No data available



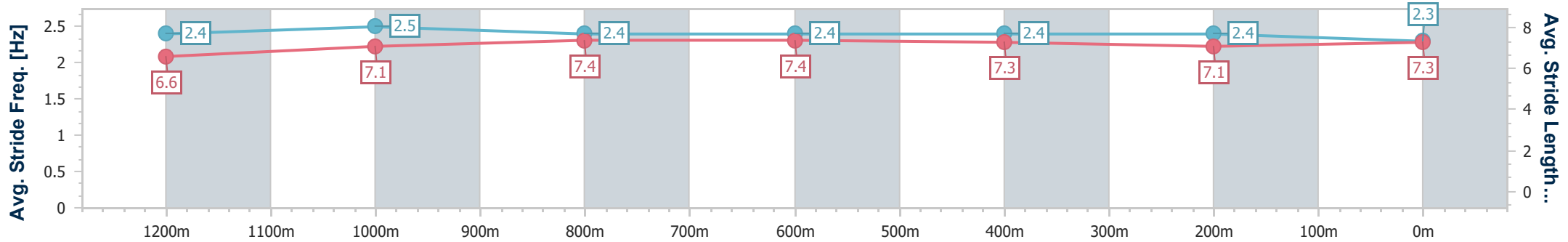
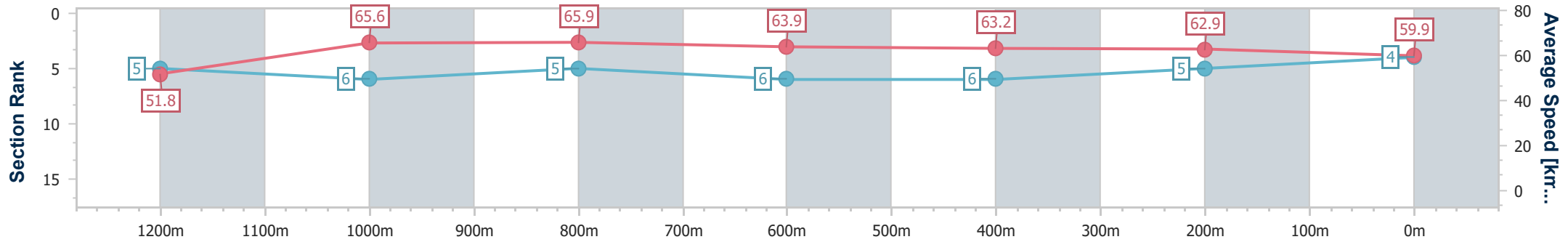
Horse/Jockey Name	Noble Heart
Final Rank	4
Fastest Section Time (Section)	0:06.97 (Overall)
Top Speed [km/h] (Section)	66.9 (1200m)
Race State	Finished



Mackay QLD Professional  
 Race 3: LADBROKES COMMUNITIES Class 3 Plate - 1300m  
 10 August 2024 - 13:43  
 Track Rating: Good 4, Weather: Fine, Rail Position: True



Section	Overall	1200m	1000m	800m	600m	400m	200m
Section Times	1:15.54 [4] (0:06.97)	1:08.57 [5] (0:11.00)	0:57.57 [6] (0:11.01)	0:46.56 [5] (0:11.35)	0:35.21 [6] (0:11.58)	0:23.63 [6] (0:11.57)	0:12.06 [5]
Average Speed [km/h]	51.8	65.6	65.9	63.9	63.2	62.9	59.9
Top Speed [km/h]	63.3	66.9	66.7	64.9	64.4	64.5	62.2
Avg. Dist. to Rail [m]	6.1	3.0	2.6	1.7	2.3	6.5	5.8
Avg. Stride Freq. [Hz]	2.4	2.5	2.4	2.4	2.4	2.4	2.3
Avg. Stride Length [m]	6.6	7.1	7.4	7.4	7.3	7.1	7.3



- [ ] Ranking at each section and finish
- .-.- No data available at this section
- NA No data available



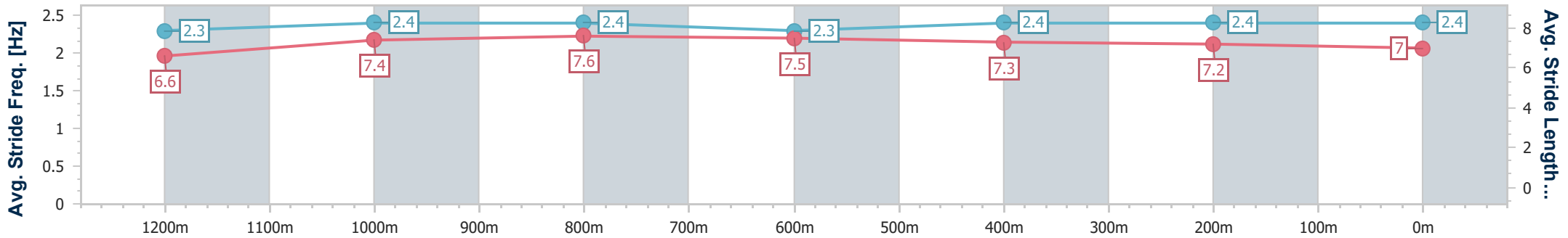
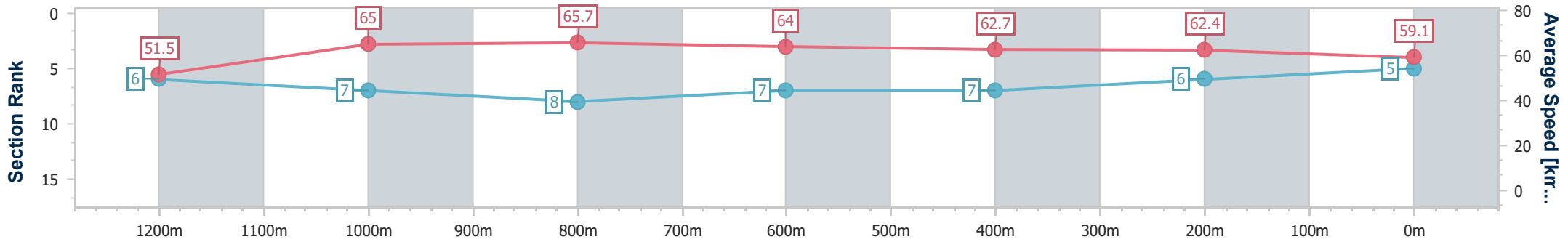
Horse/Jockey Name	Miss Shalaa
Final Rank	5
Fastest Section Time (Section)	0:06.99 (Overall)
Top Speed [km/h] (Section)	66.9 (1200m)
Race State	Finished



Mackay QLD Professional  
 Race 3: LADBROKES COMMUNITIES Class 3 Plate - 1300m  
 10 August 2024 - 13:43  
 Track Rating: Good 4, Weather: Fine, Rail Position: True



Section	Overall	1200m	1000m	800m	600m	400m	200m
Section Times	1:15.69 [5] (0:06.99)	1:08.70 [6] (0:11.17)	0:57.53 [7] (0:10.98)	0:46.55 [8] (0:11.32)	0:35.23 [7] (0:11.51)	0:23.72 [7] (0:11.53)	0:12.19 [6] (0:12.19)
Average Speed [km/h]	51.5	65.0	65.7	64.0	62.7	62.4	59.1
Top Speed [km/h]	61.3	66.9	66.6	64.6	63.2	63.1	62.0
Avg. Dist. to Rail [m]	8.8	3.2	1.4	0.9	0.6	1.7	3.3
Avg. Stride Freq. [Hz]	2.3	2.4	2.4	2.3	2.4	2.4	2.4
Avg. Stride Length [m]	6.6	7.4	7.6	7.5	7.3	7.2	7.0



- [ ] Ranking at each section and finish
- .-.- No data available at this section
- NA No data available



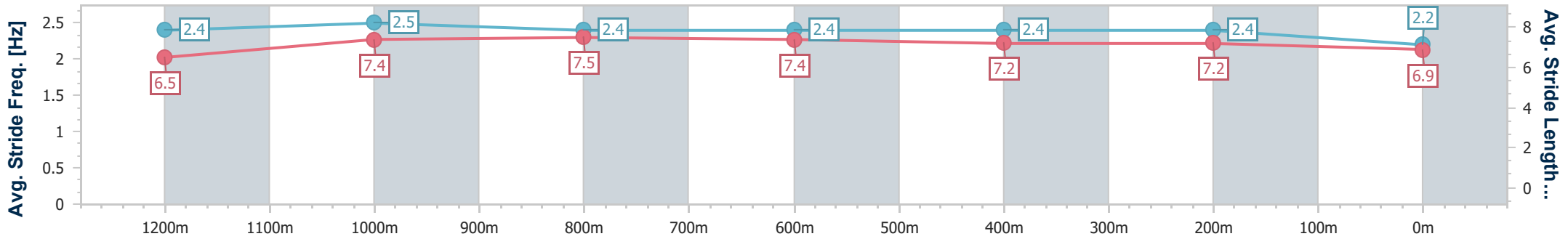
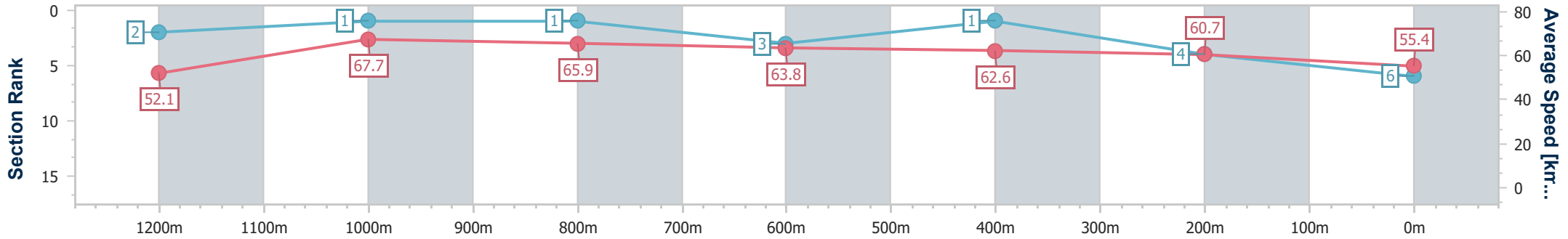
Horse/Jockey Name	Terminus
Final Rank	6
Fastest Section Time (Section)	0:06.87 (Overall)
Top Speed [km/h] (Section)	68.6 (1200m)
Race State	Finished



Mackay QLD Professional  
 Race 3: LADBROKES COMMUNITIES Class 3 Plate - 1300m  
 10 August 2024 - 13:43  
 Track Rating: Good 4, Weather: Fine, Rail Position: True



Section	Overall	1200m	1000m	800m	600m	400m	200m
Section Times	1:16.31 [6] (0:06.87)	1:09.44 [2] (0:10.69)	0:58.75 [1] (0:10.98)	0:47.77 [1] (0:11.42)	0:36.35 [3] (0:11.47)	0:24.88 [1] (0:11.88)	0:13.00 [4]
Average Speed [km/h]	52.1	67.7	65.9	63.8	62.6	60.7	55.4
Top Speed [km/h]	65.3	68.6	68.0	65.7	64.0	61.2	59.6
Avg. Dist. to Rail [m]	7.3	2.5	1.9	3.5	0.4	1.4	1.1
Avg. Stride Freq. [Hz]	2.4	2.5	2.4	2.4	2.4	2.4	2.2
Avg. Stride Length [m]	6.5	7.4	7.5	7.4	7.2	7.2	6.9



- [ ] Ranking at each section and finish
- .-.- No data available at this section
- NA No data available



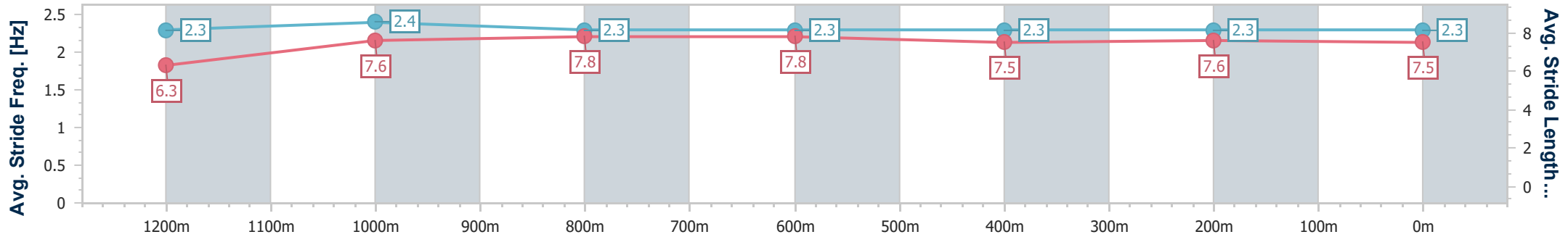
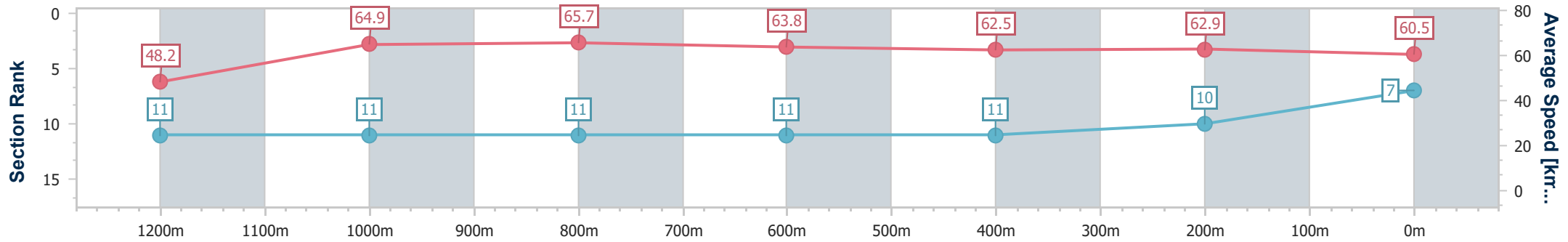
Horse/Jockey Name	Chucka Dummy
Final Rank	7
Fastest Section Time (Section)	0:07.48 (Overall)
Top Speed [km/h] (Section)	66.6 (1000m)
Race State	Finished



Mackay QLD Professional  
 Race 3: LADBROKES COMMUNITIES Class 3 Plate - 1300m  
 10 August 2024 - 13:43  
 Track Rating: Good 4, Weather: Fine, Rail Position: True



Section	Overall	1200m	1000m	800m	600m	400m	200m
Section Times	1:16.31 [7] (0:07.48)	1:08.83 [11] (0:11.15)	0:57.68 [11] (0:11.08)	0:46.60 [11] (0:11.39)	0:35.21 [11] (0:11.78)	0:23.43 [11] (0:11.51)	0:11.92 [10] (0:11.92)
Average Speed [km/h]	48.2	64.9	65.7	63.8	62.5	62.9	60.5
Top Speed [km/h]	60.0	66.4	66.6	65.9	63.6	64.1	62.1
Avg. Dist. to Rail [m]	10.9	3.3	3.0	3.6	2.7	2.9	2.2
Avg. Stride Freq. [Hz]	2.3	2.4	2.3	2.3	2.3	2.3	2.3
Avg. Stride Length [m]	6.3	7.6	7.8	7.8	7.5	7.6	7.5



- [ ] Ranking at each section and finish
- .-.- No data available at this section
- NA No data available



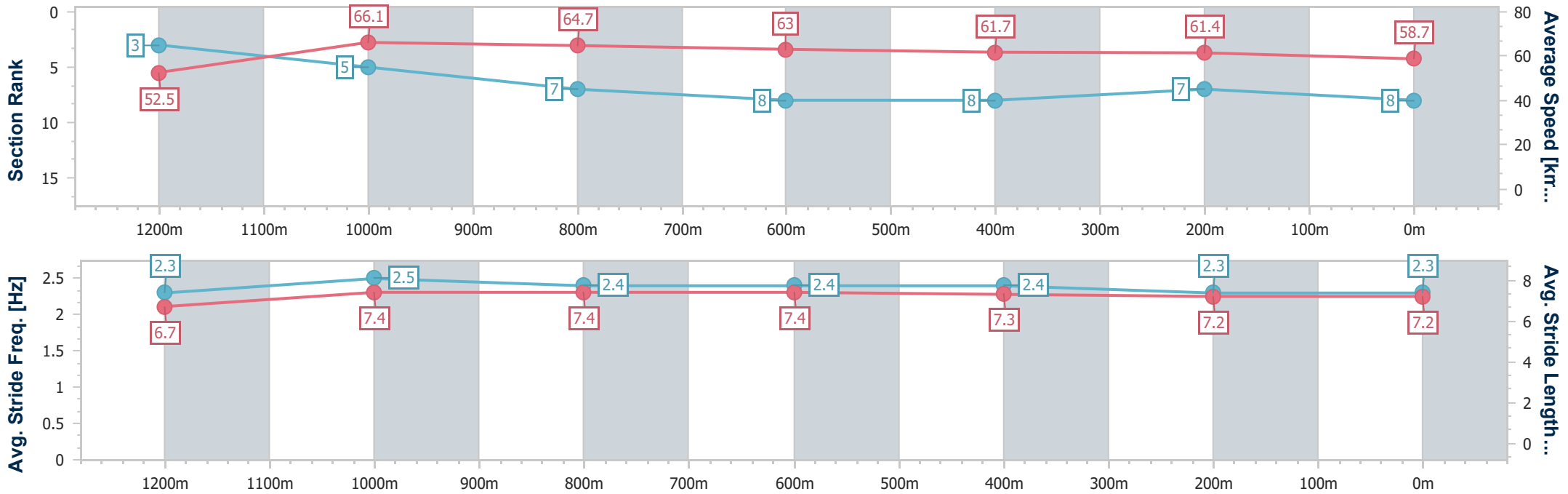
Horse/Jockey Name	Ships Ahoy
Final Rank	8
Fastest Section Time (Section)	0:06.91 (Overall)
Top Speed [km/h] (Section)	67.9 (1200m)
Race State	Finished



Mackay QLD Professional  
 Race 3: LADBROKES COMMUNITIES Class 3 Plate - 1300m  
 10 August 2024 - 13:43  
 Track Rating: Good 4, Weather: Fine, Rail Position: True



Section	Overall	1200m	1000m	800m	600m	400m	200m
Section Times	1:16.36 [8] (0:06.91)	1:09.45 [3] (0:10.94)	0:58.51 [5] (0:11.24)	0:47.27 [7] (0:11.46)	0:35.81 [8] (0:11.79)	0:24.02 [8] (0:11.76)	0:12.26 [7] (0:12.26)
Average Speed [km/h]	52.5	66.1	64.7	63.0	61.7	61.4	58.7
Top Speed [km/h]	62.8	67.9	65.8	65.4	62.6	62.4	59.8
Avg. Dist. to Rail [m]	11.2	4.5	2.5	1.4	1.3	2.4	2.8
Avg. Stride Freq. [Hz]	2.3	2.5	2.4	2.4	2.4	2.3	2.3
Avg. Stride Length [m]	6.7	7.4	7.4	7.4	7.3	7.2	7.2



- [ ] Ranking at each section and finish
- .-.- No data available at this section
- NA No data available



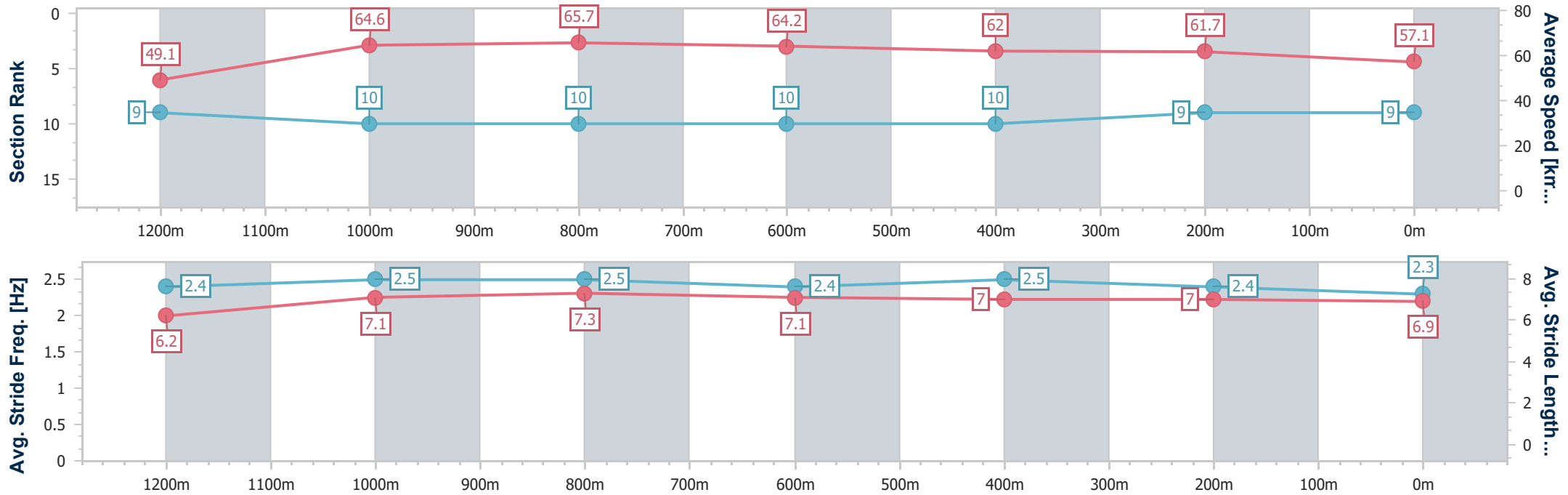
Horse/Jockey Name	Zuri Zuri
Final Rank	9
Fastest Section Time (Section)	0:07.33 (Overall)
Top Speed [km/h] (Section)	67.1 (1000m)
Race State	Finished



Mackay QLD Professional  
 Race 3: LADBROKES COMMUNITIES Class 3 Plate - 1300m  
 10 August 2024 - 13:43  
 Track Rating: Good 4, Weather: Fine, Rail Position: True



Section	Overall	1200m	1000m	800m	600m	400m	200m
Section Times	1:16.97 [9] (0:07.33)	1:09.64 [9] (0:11.23)	0:58.41 [10] (0:11.05)	0:47.36 [10] (0:11.26)	0:36.10 [10] (0:11.76)	0:24.34 [10] (0:11.70)	0:12.64 [9] (0:12.64)
Average Speed [km/h]	49.1	64.6	65.7	64.2	62.0	61.7	57.1
Top Speed [km/h]	59.0	66.0	67.1	66.8	63.0	63.0	60.6
Avg. Dist. to Rail [m]	10.0	3.8	3.6	2.3	1.2	3.3	4.6
Avg. Stride Freq. [Hz]	2.4	2.5	2.5	2.4	2.5	2.4	2.3
Avg. Stride Length [m]	6.2	7.1	7.3	7.1	7.0	7.0	6.9



- [ ] Ranking at each section and finish
- .-.- No data available at this section
- NA No data available





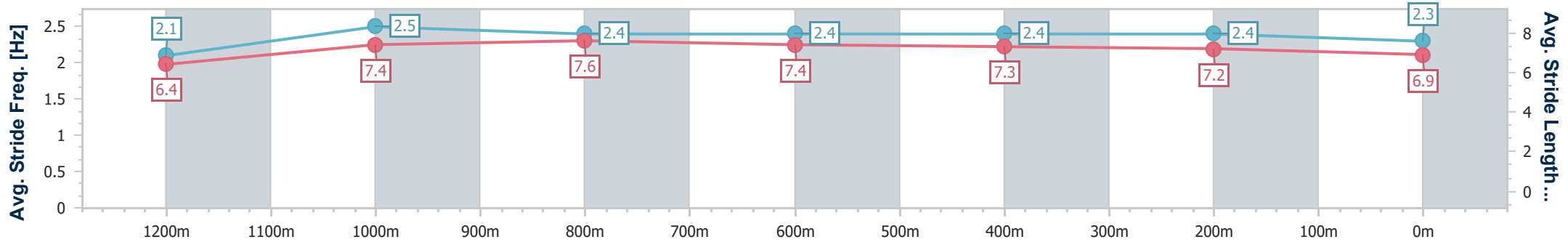
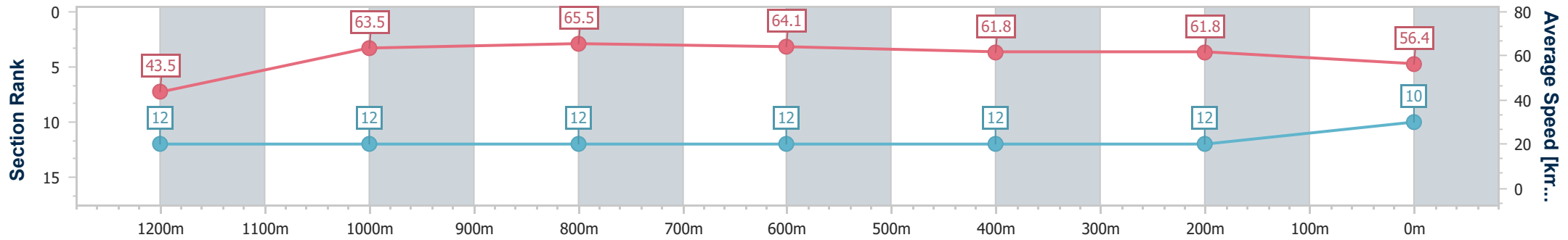
Horse/Jockey Name	Admiral Ash
Final Rank	10
Fastest Section Time (Section)	0:08.27 (Overall)
Top Speed [km/h] (Section)	67.7 (1000m)
Race State	Finished



Mackay QLD Professional  
 Race 3: LADBROKES COMMUNITIES Class 3 Plate - 1300m  
 10 August 2024 - 13:43  
 Track Rating: Good 4, Weather: Fine, Rail Position: True



Section	Overall	1200m	1000m	800m	600m	400m	200m
Section Times	1:18.39 [10] (0:08.27)	1:10.12 [12] (0:11.43)	0:58.69 [12] (0:11.12)	0:47.57 [12] (0:11.30)	0:36.27 [12] (0:11.79)	0:24.48 [12] (0:11.72)	0:12.76 [12] (0:12.76)
Average Speed [km/h]	43.5	63.5	65.5	64.1	61.8	61.8	56.4
Top Speed [km/h]	58.3	66.6	67.7	67.2	64.8	63.0	60.0
Avg. Dist. to Rail [m]	13.6	5.2	3.3	2.6	1.5	3.8	5.7
Avg. Stride Freq. [Hz]	2.1	2.5	2.4	2.4	2.4	2.4	2.3
Avg. Stride Length [m]	6.4	7.4	7.6	7.4	7.3	7.2	6.9



- [ ] Ranking at each section and finish
- .-.- No data available at this section
- NA No data available



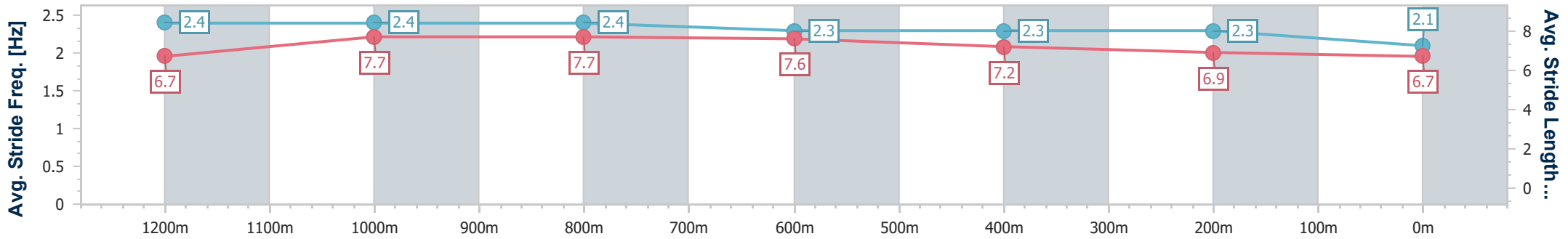
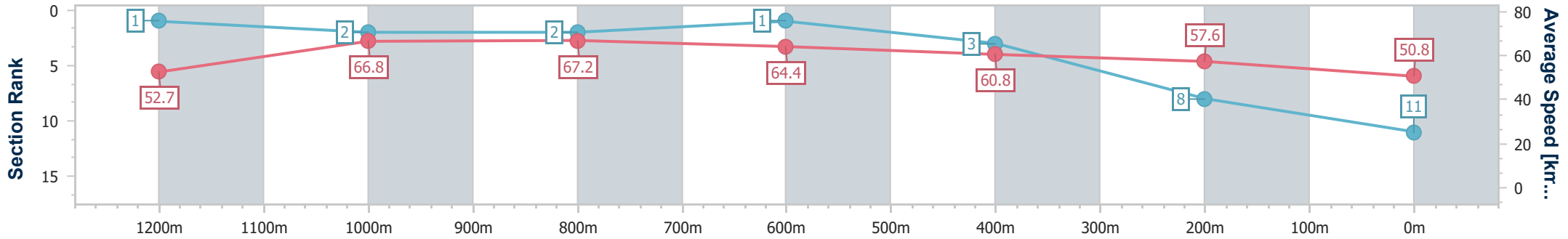
Horse/Jockey Name	Mishani Aviator
Final Rank	11
Fastest Section Time (Section)	0:06.86 (Overall)
Top Speed [km/h] (Section)	68.9 (1000m)
Race State	Finished



Mackay QLD Professional  
 Race 3: LADBROKES COMMUNITIES Class 3 Plate - 1300m  
 10 August 2024 - 13:43  
 Track Rating: Good 4, Weather: Fine, Rail Position: True



Section	Overall	1200m	1000m	800m	600m	400m	200m
Section Times	1:18.42 [11] (0:06.86)	1:11.56 [1] (0:10.87)	1:00.69 [2] (0:10.85)	0:49.84 [2] (0:11.22)	0:38.62 [1] (0:11.90)	0:26.72 [3] (0:12.55)	0:14.17 [8] (0:14.17)
Average Speed [km/h]	52.7	66.8	67.2	64.4	60.8	57.6	50.8
Top Speed [km/h]	63.8	68.4	68.9	66.1	63.4	59.0	55.5
Avg. Dist. to Rail [m]	13.2	6.4	3.8	2.1	0.7	2.5	3.3
Avg. Stride Freq. [Hz]	2.4	2.4	2.4	2.3	2.3	2.3	2.1
Avg. Stride Length [m]	6.7	7.7	7.7	7.6	7.2	6.9	6.7



- [ ] Ranking at each section and finish
- .-.- No data available at this section
- NA No data available



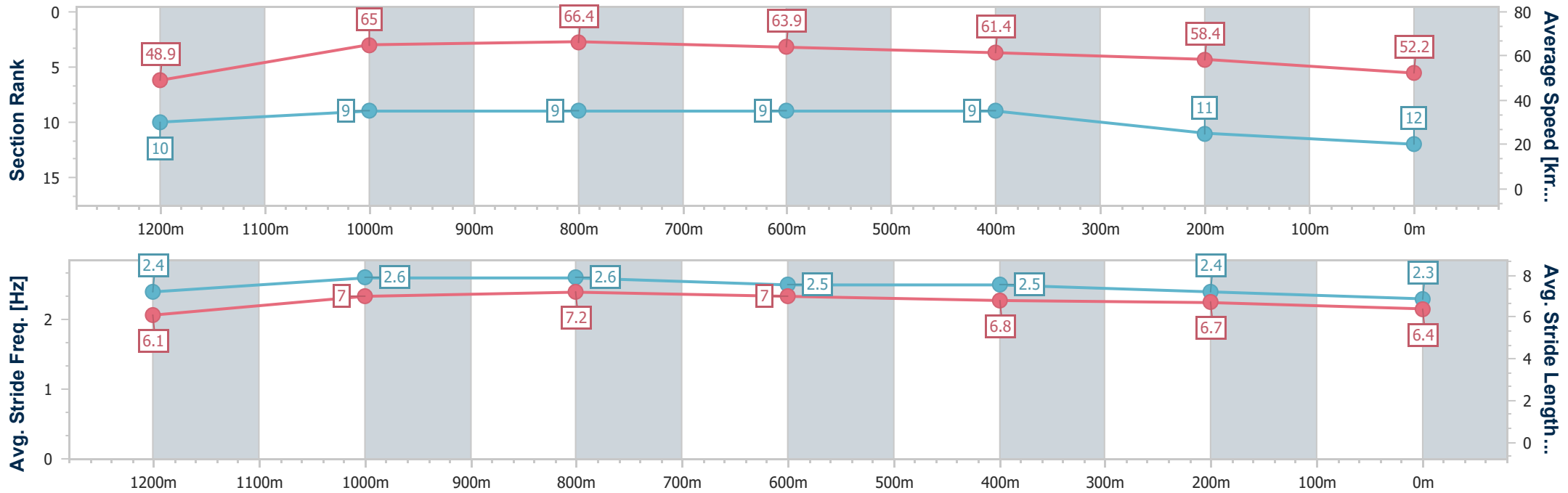
Horse/Jockey Name	Dawn Rebel
Final Rank	12
Fastest Section Time (Section)	0:07.38 (Overall)
Top Speed [km/h] (Section)	68.1 (1000m)
Race State	Finished



Mackay QLD Professional  
 Race 3: LADBROKES COMMUNITIES Class 3 Plate - 1300m  
 10 August 2024 - 13:43  
 Track Rating: Good 4, Weather: Fine, Rail Position: True



Section	Overall	1200m	1000m	800m	600m	400m	200m
Section Times	1:18.71 [12] (0:07.38)	1:11.33 [10] (0:11.11)	1:00.22 [9] (0:10.95)	0:49.27 [9] (0:11.35)	0:37.92 [9] (0:11.81)	0:26.11 [9] (0:12.33)	0:13.78 [11] (0:13.78)
Average Speed [km/h]	48.9	65.0	66.4	63.9	61.4	58.4	52.2
Top Speed [km/h]	60.3	67.4	68.1	65.1	62.5	60.2	57.7
Avg. Dist. to Rail [m]	7.9	1.6	2.8	2.1	1.4	0.9	2.6
Avg. Stride Freq. [Hz]	2.4	2.6	2.6	2.5	2.5	2.4	2.3
Avg. Stride Length [m]	6.1	7.0	7.2	7.0	6.8	6.7	6.4



- [ ] Ranking at each section and finish
- .-.- No data available at this section
- NA No data available



**Mackay QLD Professional**  
**Race 4: MAGIC MILLIONS WHITSUNDAY GUINEAS QTIS 4YO Handicap - 1560m**  
**10 August 2024 - 14:16**



MACKAY TURF CLUB  
Ooralea Racecourse

Track Rating: Good 4, Weather: Fine, Rail Position: True

Section		Overall	1400m	1200m	1000m	800m	600m	400m	Last 600m				
Field Times		1:31.47 (0:10.19)	1:21.28 (0:10.65)	1:10.63 (0:11.12)	0:59.51 (0:11.47)	0:48.04 (0:11.56)	0:36.48 (0:11.93)	0:24.55 (0:12.04)	0:36.48				
Rank	TAB Horse/Jockey	Barrier	Top Speed [km/h]	Fastest Section									Distance Travelled [m]
1	8 VIENNAWAITSFORYOU Justin Stanley	7	68.9 1400m	0:10.62 Overall	1:31.47 [1] (0:10.62)	1:20.85 [8] (0:10.86)	1:09.99 [7] (0:11.29)	0:58.70 [8] (0:11.35)	0:47.35 [7] (0:11.47)	0:35.88 [4] (0:11.70)	0:24.18 [3] (0:11.67)	0:35.88	
2	2 BEAU RAIN Scott Sheargold	8	69.1 1400m	0:10.58 Overall	1:31.87 [2] (0:10.58)	1:21.29 [7] (0:10.91)	1:10.38 [8] (0:11.22)	0:59.16 [7] (0:11.43)	0:47.73 [8] (0:11.86)	0:35.87 [9] (0:11.80)	0:24.07 [9] (0:11.94)	0:35.87	+6
3	1 TRACK TALE Ashley Butler	5	68.1 1400m	0:10.50 Overall	1:32.25 [3] (0:10.50)	1:21.75 [6] (0:10.87)	1:10.88 [6] (0:11.17)	0:59.71 [6] (0:11.50)	0:48.21 [6] (0:11.84)	0:36.37 [7] (0:11.69)	0:24.68 [5] (0:12.03)	0:36.37	-5
4	10 OBLIQUITY Samantha Collett	4	70.4 1400m	0:10.19 Overall	1:32.39 [4] (0:10.19)	1:22.20 [1] (0:10.65)	1:11.55 [1] (0:11.12)	1:00.43 [1] (0:11.47)	0:48.96 [1] (0:11.56)	0:37.40 [1] (0:11.93)	0:25.47 [1] (0:12.18)	0:37.40	+1
5	7 RINGER'S REWARD Jackson Murphy	9	67.4 1400m	0:10.85 Overall	1:32.50 [5] (0:10.85)	1:21.65 [9] (0:10.98)	1:10.67 [9] (0:11.15)	0:59.52 [9] (0:11.26)	0:48.26 [9] (0:11.64)	0:36.62 [8] (0:11.80)	0:24.82 [7] (0:11.99)	0:36.62	+2
6	11 DECIDUOUS Georgina Cartwright	12	69.6 1400m	0:10.33 Overall	1:32.57 [6] (0:10.33)	1:22.24 [2] (0:10.82)	1:11.42 [4] (0:11.15)	1:00.27 [3] (0:11.54)	0:48.73 [4] (0:11.84)	0:36.89 [6] (0:12.08)	0:24.81 [8] (0:12.13)	0:36.89	+15
7	3 PARADE GROUND Ryan Wiggins	2	68.2 1400m	0:10.46 Overall	1:32.65 [7] (0:10.46)	1:22.19 [5] (0:10.80)	1:11.39 [5] (0:11.08)	1:00.31 [4] (0:11.41)	0:48.90 [2] (0:11.53)	0:37.37 [2] (0:11.94)	0:25.43 [2] (0:12.22)	0:37.37	+0
8	6 LINDA'S MAGIC Micheal Hellyer	11	66.8 1200m	0:10.91 1200m	1:32.91 [8] (0:11.42)	1:21.49 [10] (0:11.19)	1:10.30 [10] (0:10.91)	0:59.39 [10] (0:11.12)	0:48.27 [10] (0:11.55)	0:36.72 [10] (0:12.02)	0:24.70 [10] (0:12.12)	0:36.72	+7
9	5 HANGIN' AROUND Teagan Voorham	6	69.6 Overall	0:10.45 Overall	1:32.99 [9] (0:10.45)	1:22.54 [4] (0:10.68)	1:11.86 [3] (0:11.25)	1:00.61 [5] (0:11.55)	0:49.06 [5] (0:11.72)	0:37.34 [5] (0:11.97)	0:25.37 [6] (0:12.26)	0:37.34	+2
10	9 SAILOR'S RUM Anthony Allen	10	70.1 1400m	0:10.43 Overall	1:33.67 [10] (0:10.43)	1:23.24 [3] (0:10.69)	1:12.55 [2] (0:11.09)	1:01.46 [2] (0:11.58)	0:49.88 [3] (0:11.52)	0:38.36 [3] (0:12.03)	0:26.33 [4] (0:12.48)	0:38.36	+11

Scratched: Chucka Dummy (#12), Biker (#4)

[ ] Ranking at each section and finish  
 -:-:- No data available at this section  
 NA No data available

SCN Saddle cloth number  
 DNF Did not finish  
 DNT Did not track



# Mackay QLD Professional

## Race 4: MAGIC MILLIONS WHITSUNDAY GUINEAS QTIS 4YO Handicap - 1560m

10 August 2024 - 14:16



MACKAY TURF CLUB  
Ooralea Racecourse

Track Rating: Good 4, Weather: Fine, Rail Position: True

Section							200m			Last 600m
Field Times							0:12.51 (0:12.51)			0:36.48
Rank	TAB	Horse/Jockey	Barrier	Top Speed [km/h]	Fastest Section	Margin			Distance Travelled [m]	
1	8	<b>VIENNAWAITSFORYOU</b> Justin Stanley	7	68.9 1400m	0:10.62 Overall	0:12.51 [1] (0:12.51)	1:31.47			0:35.88
2	2	<b>BEAU RAIN</b> Scott Sheargold	8	69.1 1400m	0:10.58 Overall	0:12.13 [6] (0:12.13)	2.36L			0:35.87 +6
3	1	<b>TRACK TALE</b> Ashley Butler	5	68.1 1400m	0:10.50 Overall	0:12.65 [4] (0:12.65)	4.57L			0:36.37 -5
4	10	<b>OBLIQUITY</b> Samantha Collett	4	70.4 1400m	0:10.19 Overall	0:13.29 [2] (0:13.29)	5.38L			0:37.40 +1
5	7	<b>RINGER'S REWARD</b> Jackson Murphy	9	67.4 1400m	0:10.85 Overall	0:12.83 [5] (0:12.83)	6.06L			0:36.62 +2
6	11	<b>DECIDUOUS</b> Georgina Cartwright	12	69.6 1400m	0:10.33 Overall	0:12.68 [9] (0:12.68)	6.46L			0:36.89 +15
7	3	<b>PARADE GROUND</b> Ryan Wiggins	2	68.2 1400m	0:10.46 Overall	0:13.21 [3] (0:13.21)	6.92L			0:37.37 +0
8	6	<b>LINDA'S MAGIC</b> Micheal Hellyer	11	66.8 1200m	0:10.91 1200m	0:12.58 [10] (0:12.58)	8.44L			0:36.72 +7
9	5	<b>HANGIN' AROUND</b> Teagan Voorham	6	69.6 Overall	0:10.45 Overall	0:13.11 [8] (0:13.11)	8.93L			0:37.34 +2
10	9	<b>SAILOR'S RUM</b> Anthony Allen	10	70.1 1400m	0:10.43 Overall	0:13.85 [7] (0:13.85)	12.91L			0:38.36 +11

Scratched: Chucka Dummy (#12), Biker (#4)

Report Created: Sat 10 August 2024 15:00 GMT+1 (Note: Timing is based on position data)

Page 2/12

[ ] Ranking at each section and finish  
-:--:- No data available at this section  
NA No data available

SCN Saddle cloth number  
DNF Did not finish  
DNT Did not track

data processed by TRIPLES DATA



Horse/Jockey Name	Viennawaitsforyou
Final Rank	1
Fastest Section Time (Section)	0:10.62 (Overall)
Top Speed [km/h] (Section)	68.9 (1400m)
Race State	Finished



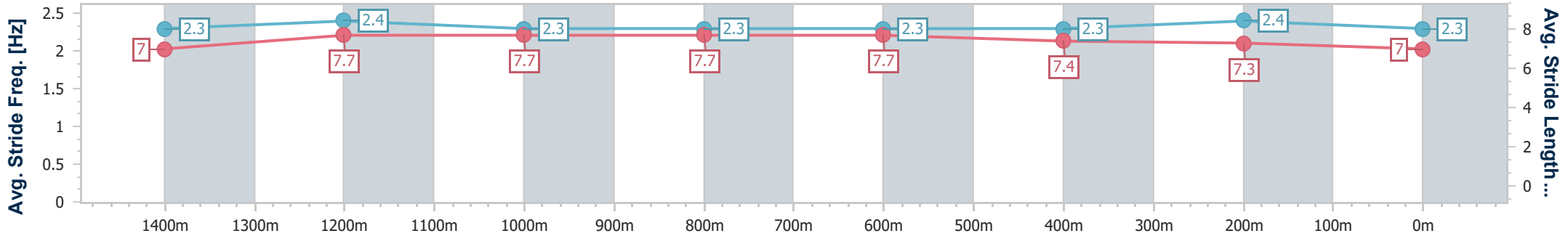
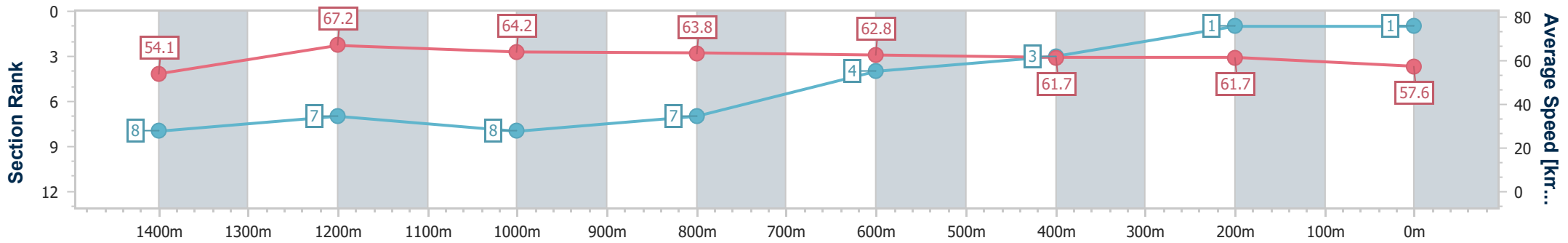
Mackay QLD Professional  
Race 4: MAGIC MILLIONS WHITSUNDAY GUINEAS QTIS 4YO  
Handicap - 1560m



10 August 2024 - 14:16

Track Rating: Good 4, Weather: Fine, Rail Position: True

Section	Overall	1400m	1200m	1000m	800m	600m	400m	200m
Section Times	1:31.47 [1] (0:10.62)	1:20.85 [8] (0:10.86)	1:09.99 [7] (0:11.29)	0:58.70 [8] (0:11.35)	0:47.35 [7] (0:11.47)	0:35.88 [4] (0:11.70)	0:24.18 [3] (0:11.67)	0:12.51 [1] (0:12.51)
Average Speed [km/h]	54.1	67.2	64.2	63.8	62.8	61.7	61.7	57.6
Top Speed [km/h]	66.3	68.9	65.8	65.0	63.6	63.4	63.3	60.4
Avg. Dist. to Rail [m]	8.8	3.1	3.2	2.1	0.7	0.4	1.9	1.5
Avg. Stride Freq. [Hz]	2.3	2.4	2.3	2.3	2.3	2.3	2.4	2.3
Avg. Stride Length [m]	7.0	7.7	7.7	7.7	7.7	7.4	7.3	7.0



- [ ] Ranking at each section and finish
- .-.- No data available at this section
- NA No data available



Horse/Jockey Name	Beau Rain
Final Rank	2
Fastest Section Time (Section)	0:10.58 (Overall)
Top Speed [km/h] (Section)	69.1 (1400m)
Race State	Finished

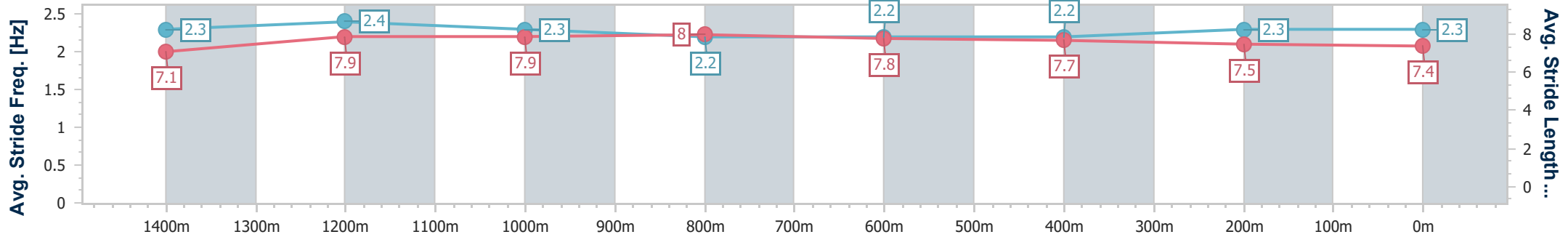
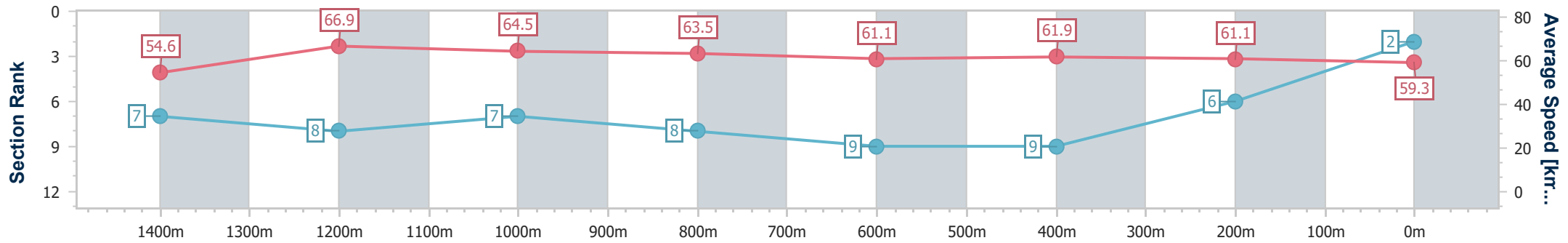


Mackay QLD Professional  
 Race 4: MAGIC MILLIONS WHITSUNDAY GUINEAS QTIS 4YO  
 Handicap - 1560m  
 10 August 2024 - 14:18



Track Rating: Good 4, Weather: Fine, Rail Position: True

Section	Overall	1400m	1200m	1000m	800m	600m	400m	200m
Section Times	1:31.87 [2] (0:10.58)	1:21.29 [7] (0:10.91)	1:10.38 [8] (0:11.22)	0:59.16 [7] (0:11.43)	0:47.73 [8] (0:11.86)	0:35.87 [9] (0:11.80)	0:24.07 [9] (0:11.94)	0:12.13 [6] (0:12.13)
Average Speed [km/h]	54.6	66.9	64.5	63.5	61.1	61.9	61.1	59.3
Top Speed [km/h]	67.0	69.1	66.3	64.6	62.4	63.8	62.4	61.5
Avg. Dist. to Rail [m]	9.6	3.2	2.2	2.5	2.5	1.9	6.0	4.3
Avg. Stride Freq. [Hz]	2.3	2.4	2.3	2.2	2.2	2.2	2.3	2.3
Avg. Stride Length [m]	7.1	7.9	7.9	8.0	7.8	7.7	7.5	7.4



- [ ] Ranking at each section and finish
- .-.- No data available at this section
- NA No data available



Horse/Jockey Name	Track Tale
Final Rank	3
Fastest Section Time (Section)	0:10.50 (Overall)
Top Speed [km/h] (Section)	68.1 (1400m)
Race State	Finished



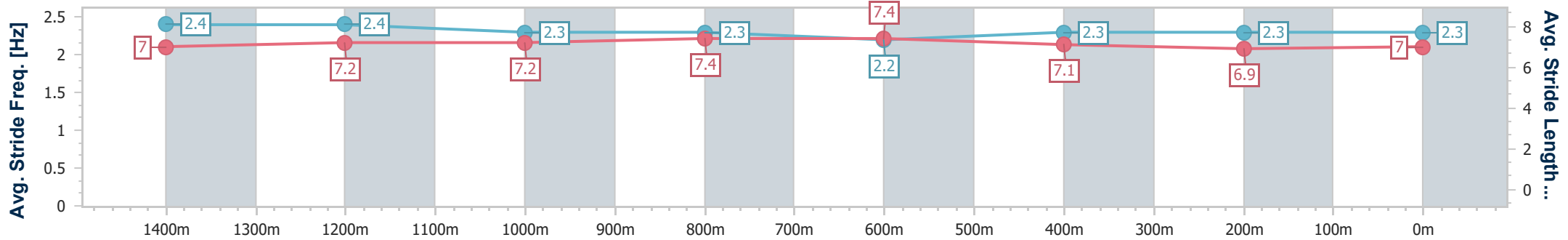
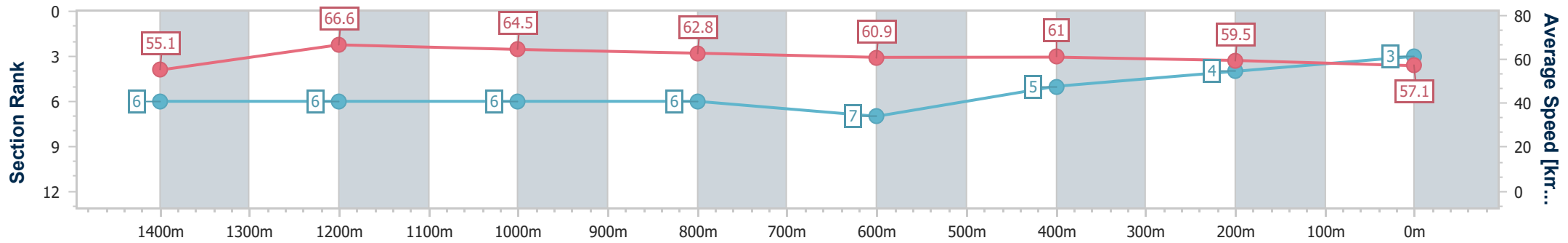
Mackay QLD Professional  
Race 4: MAGIC MILLIONS WHITSUNDAY GUINEAS QTIS 4YO  
Handicap - 1560m



10 August 2024 - 14:16

Track Rating: Good 4, Weather: Fine, Rail Position: True

Section	Overall	1400m	1200m	1000m	800m	600m	400m	200m
Section Times	1:32.25 [3] (0:10.50)	1:21.75 [6] (0:10.87)	1:10.88 [6] (0:11.17)	0:59.71 [6] (0:11.50)	0:48.21 [6] (0:11.84)	0:36.37 [7] (0:11.69)	0:24.68 [5] (0:12.03)	0:12.65 [4] (0:12.65)
Average Speed [km/h]	55.1	66.6	64.5	62.8	60.9	61.0	59.5	57.1
Top Speed [km/h]	66.6	68.1	66.4	64.1	61.7	61.5	60.9	58.7
Avg. Dist. to Rail [m]	5.6	2.1	0.8	1.1	0.4	1.4	1.0	1.9
Avg. Stride Freq. [Hz]	2.4	2.4	2.3	2.3	2.2	2.3	2.3	2.3
Avg. Stride Length [m]	7.0	7.2	7.2	7.4	7.4	7.1	6.9	7.0



- [ ] Ranking at each section and finish
- .-.- No data available at this section
- NA No data available





Horse/Jockey Name	Obliquity
Final Rank	4
Fastest Section Time (Section)	0:10.19 (Overall)
Top Speed [km/h] (Section)	70.4 (1400m)
Race State	Finished



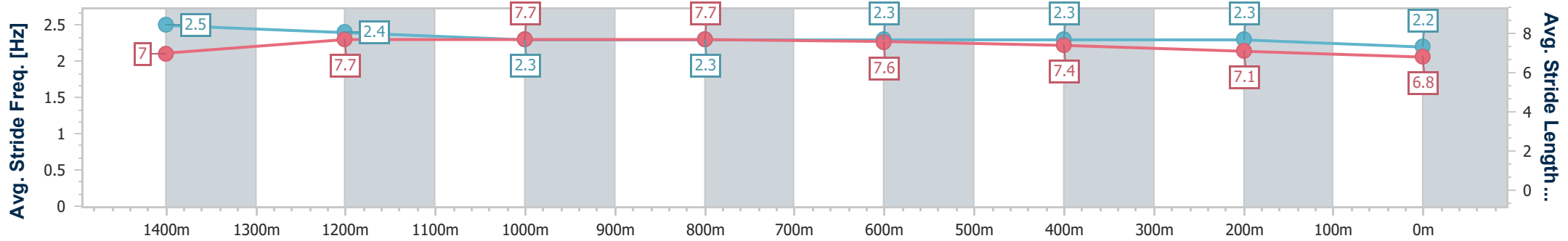
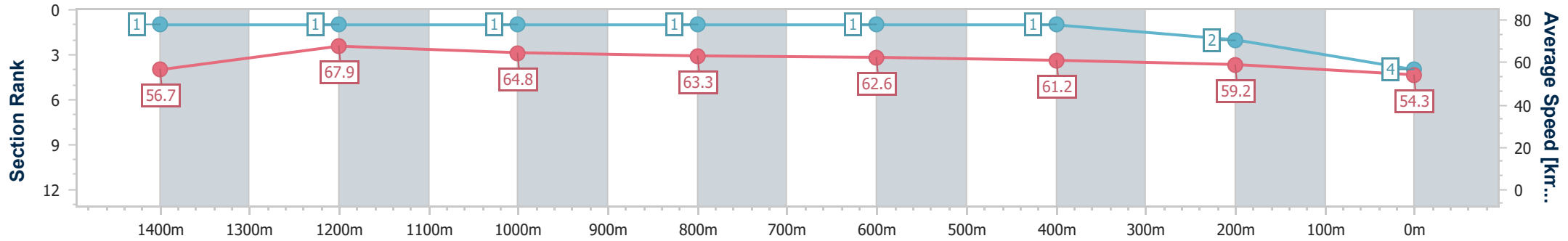
Mackay QLD Professional  
Race 4: MAGIC MILLIONS WHITSUNDAY GUINEAS QTIS 4YO  
Handicap - 1560m



10 August 2024 - 14:16

Track Rating: Good 4, Weather: Fine, Rail Position: True

Section	Overall	1400m	1200m	1000m	800m	600m	400m	200m
Section Times	1:32.39 [4] (0:10.19)	1:22.20 [1] (0:10.65)	1:11.55 [1] (0:11.12)	1:00.43 [1] (0:11.47)	0:48.96 [1] (0:11.56)	0:37.40 [1] (0:11.93)	0:25.47 [1] (0:12.18)	0:13.29 [2] (0:13.29)
Average Speed [km/h]	56.7	67.9	64.8	63.3	62.6	61.2	59.2	54.3
Top Speed [km/h]	69.2	70.4	65.6	65.6	63.7	62.2	60.7	57.9
Avg. Dist. to Rail [m]	4.7	1.1	1.6	1.9	2.0	1.6	2.0	2.1
Avg. Stride Freq. [Hz]	2.5	2.4	2.3	2.3	2.3	2.3	2.3	2.2
Avg. Stride Length [m]	7.0	7.7	7.7	7.7	7.6	7.4	7.1	6.8



- [ ] Ranking at each section and finish
- .-.- No data available at this section
- NA No data available



Horse/Jockey Name	Ringer's Reward
Final Rank	5
Fastest Section Time (Section)	0:10.85 (Overall)
Top Speed [km/h] (Section)	67.4 (1400m)
Race State	Finished

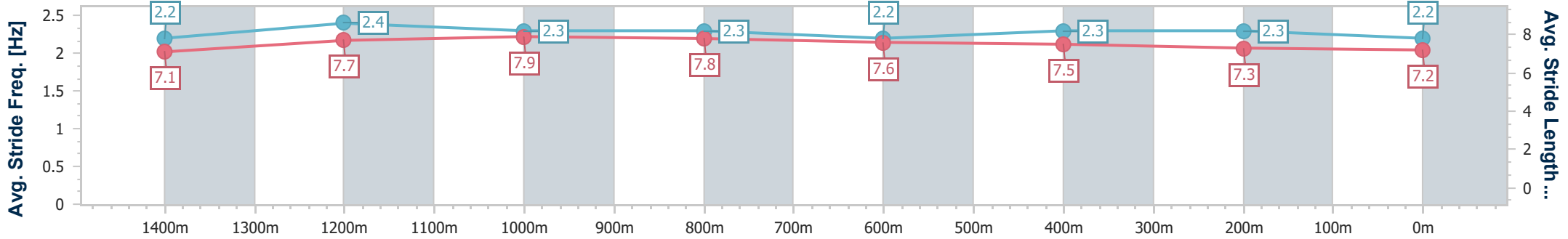
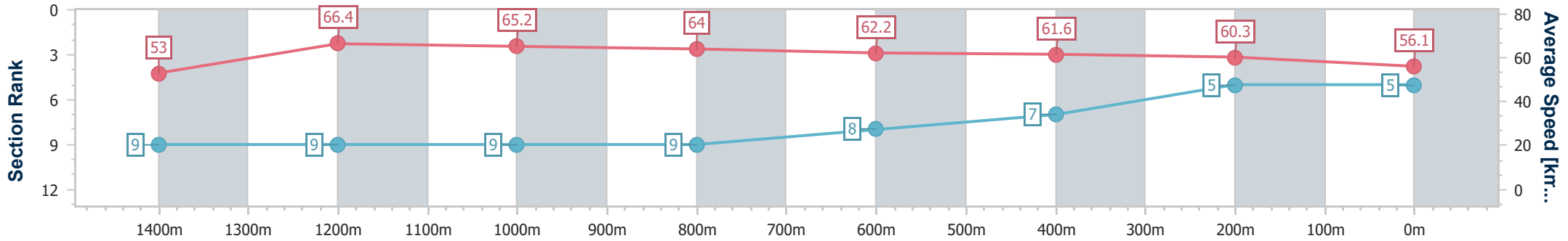


Mackay QLD Professional  
 Race 4: MAGIC MILLIONS WHITSUNDAY GUINEAS QTIS 4YO  
 Handicap - 1560m  
 10 August 2024 - 14:16



Track Rating: Good 4, Weather: Fine, Rail Position: True

Section	Overall	1400m	1200m	1000m	800m	600m	400m	200m
Section Times	1:32.50 [5] (0:10.85)	1:21.65 [9] (0:10.98)	1:10.67 [9] (0:11.15)	0:59.52 [9] (0:11.26)	0:48.26 [9] (0:11.64)	0:36.62 [8] (0:11.80)	0:24.82 [7] (0:11.99)	0:12.83 [5] (0:12.83)
Average Speed [km/h]	53.0	66.4	65.2	64.0	62.2	61.6	60.3	56.1
Top Speed [km/h]	66.9	67.4	66.0	65.4	63.3	62.5	61.5	59.9
Avg. Dist. to Rail [m]	8.9	3.2	3.1	1.4	0.6	1.4	2.0	2.2
Avg. Stride Freq. [Hz]	2.2	2.4	2.3	2.3	2.2	2.3	2.3	2.2
Avg. Stride Length [m]	7.1	7.7	7.9	7.8	7.6	7.5	7.3	7.2



- [ ] Ranking at each section and finish
- .-.- No data available at this section
- NA No data available



Horse/Jockey Name	Deciduous
Final Rank	6
Fastest Section Time (Section)	0:10.33 (Overall)
Top Speed [km/h] (Section)	69.6 (1400m)
Race State	Finished

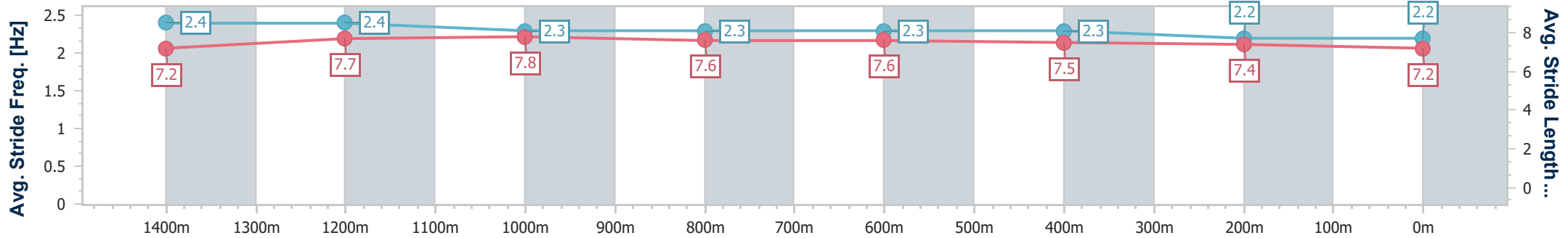
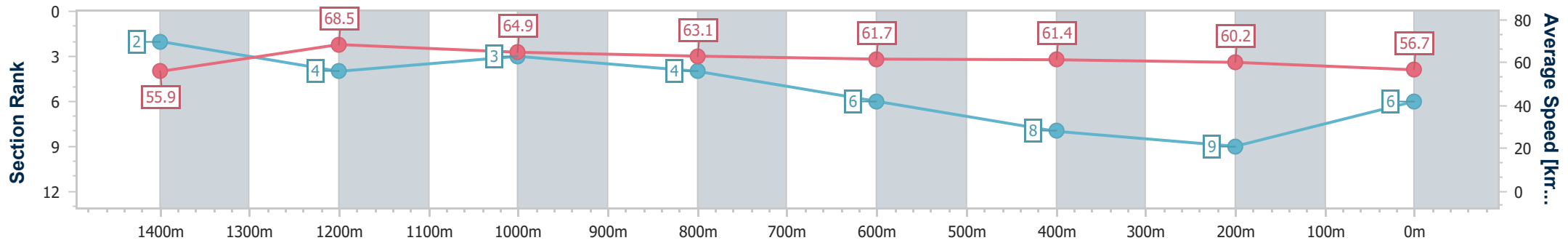


Mackay QLD Professional  
 Race 4: MAGIC MILLIONS WHITSUNDAY GUINEAS QTIS 4YO  
 Handicap - 1560m  
 10 August 2024 - 14:16



Track Rating: Good 4, Weather: Fine, Rail Position: True

Section	Overall	1400m	1200m	1000m	800m	600m	400m	200m
Section Times	1:32.57 [6] (0:10.33)	1:22.24 [2] (0:10.82)	1:11.42 [4] (0:11.15)	1:00.27 [3] (0:11.54)	0:48.73 [4] (0:11.84)	0:36.89 [6] (0:12.08)	0:24.81 [8] (0:12.13)	0:12.68 [9] (0:12.68)
Average Speed [km/h]	55.9	68.5	64.9	63.1	61.7	61.4	60.2	56.7
Top Speed [km/h]	68.2	69.6	66.9	65.1	63.4	62.6	61.4	59.9
Avg. Dist. to Rail [m]	11.4	5.4	4.0	3.6	3.8	4.2	5.4	4.9
Avg. Stride Freq. [Hz]	2.4	2.4	2.3	2.3	2.3	2.3	2.2	2.2
Avg. Stride Length [m]	7.2	7.7	7.8	7.6	7.6	7.5	7.4	7.2



- [ ] Ranking at each section and finish
- .-.- No data available at this section
- NA No data available



Horse/Jockey Name	Parade Ground
Final Rank	7
Fastest Section Time (Section)	0:10.46 (Overall)
Top Speed [km/h] (Section)	68.2 (1400m)
Race State	Finished



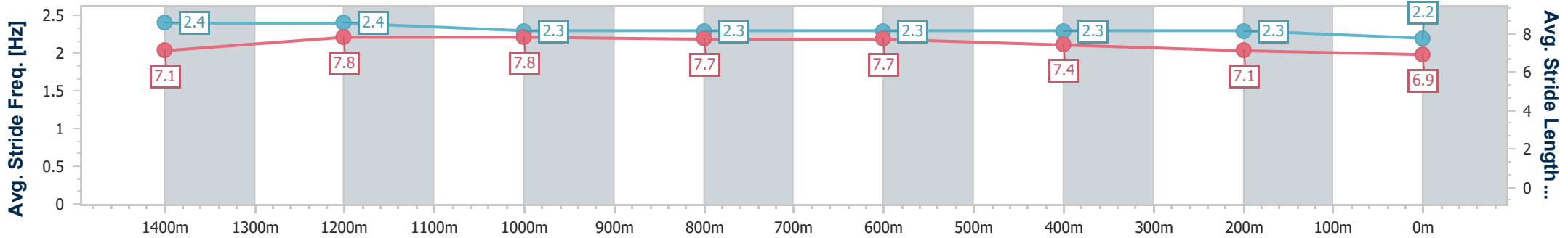
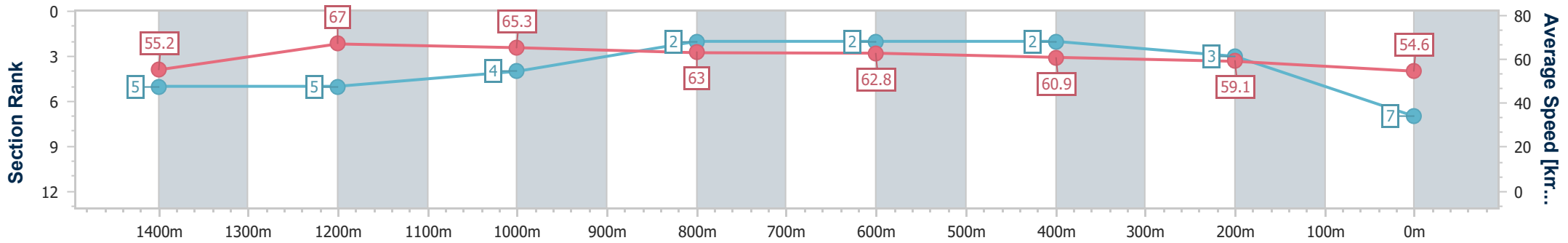
Mackay QLD Professional  
Race 4: MAGIC MILLIONS WHITSUNDAY GUINEAS QTIS 4YO  
Handicap - 1560m



10 August 2024 - 14:16

Track Rating: Good 4, Weather: Fine, Rail Position: True

Section	Overall	1400m	1200m	1000m	800m	600m	400m	200m
Section Times	1:32.65 [7] (0:10.46)	1:22.19 [5] (0:10.80)	1:11.39 [5] (0:11.08)	1:00.31 [4] (0:11.41)	0:48.90 [2] (0:11.53)	0:37.37 [2] (0:11.94)	0:25.43 [2] (0:12.22)	0:13.21 [3] (0:13.21)
Average Speed [km/h]	55.2	67.0	65.3	63.0	62.8	60.9	59.1	54.6
Top Speed [km/h]	67.2	68.2	66.5	64.7	63.6	61.5	62.2	57.6
Avg. Dist. to Rail [m]	3.6	1.3	1.2	1.1	1.1	1.2	3.8	3.9
Avg. Stride Freq. [Hz]	2.4	2.4	2.3	2.3	2.3	2.3	2.3	2.2
Avg. Stride Length [m]	7.1	7.8	7.8	7.7	7.7	7.4	7.1	6.9



- [ ] Ranking at each section and finish
- .-.- No data available at this section
- NA No data available



Horse/Jockey Name	Linda's Magic
Final Rank	8
Fastest Section Time (Section)	0:10.91 (1200m)
Top Speed [km/h] (Section)	66.8 (1200m)
Race State	Finished



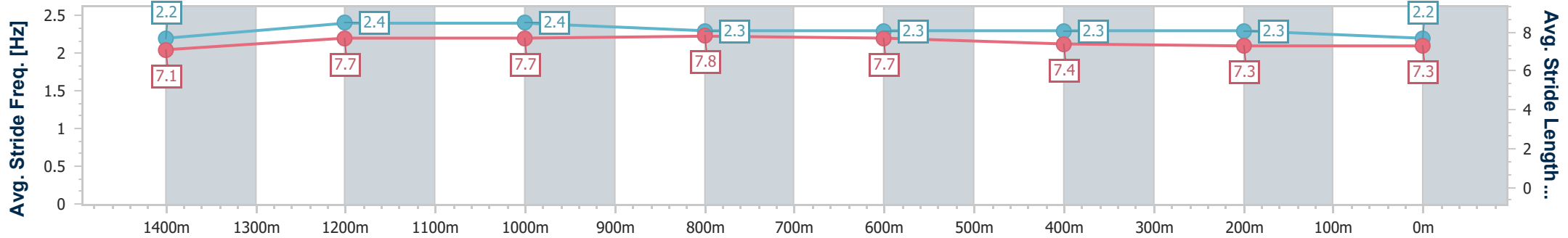
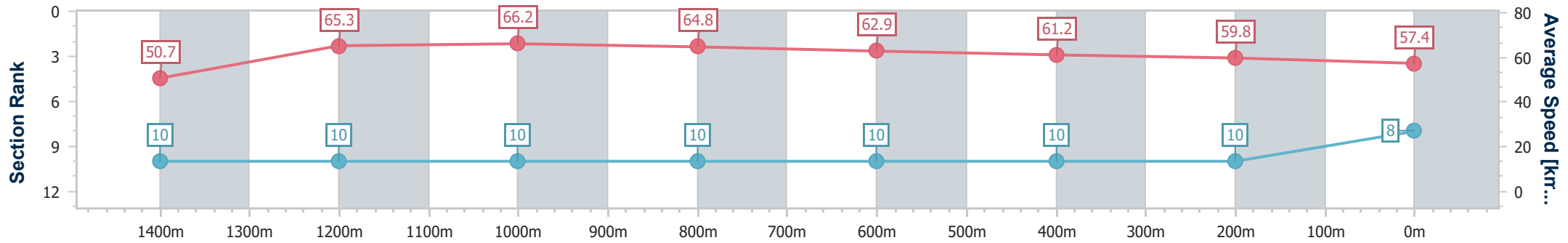
Mackay QLD Professional  
Race 4: MAGIC MILLIONS WHITSUNDAY GUINEAS QTIS 4YO  
Handicap - 1560m



10 August 2024 - 14:16

Track Rating: Good 4, Weather: Fine, Rail Position: True

Section	Overall	1400m	1200m	1000m	800m	600m	400m	200m
Section Times	1:32.91 [8] (0:11.42)	1:21.49 [10] (0:11.19)	1:10.30 [10] (0:10.91)	0:59.39 [10] (0:11.12)	0:48.27 [10] (0:11.55)	0:36.72 [10] (0:12.02)	0:24.70 [10] (0:12.12)	0:12.58 [10] (0:12.58)
Average Speed [km/h]	50.7	65.3	66.2	64.8	62.9	61.2	59.8	57.4
Top Speed [km/h]	62.8	66.4	66.8	65.9	63.8	62.6	61.3	60.0
Avg. Dist. to Rail [m]	6.9	3.0	1.7	0.7	2.0	3.1	5.0	5.5
Avg. Stride Freq. [Hz]	2.2	2.4	2.4	2.3	2.3	2.3	2.3	2.2
Avg. Stride Length [m]	7.1	7.7	7.7	7.8	7.7	7.4	7.3	7.3



- [ ] Ranking at each section and finish
- .-.- No data available at this section
- NA No data available



Horse/Jockey Name	Hangin' Around
Final Rank	9
Fastest Section Time (Section)	0:10.45 (Overall)
Top Speed [km/h] (Section)	69.6 (Overall)
Race State	Finished

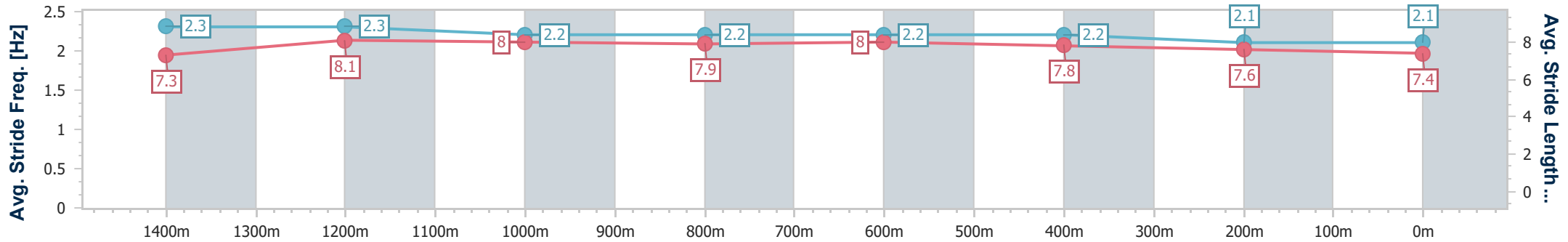
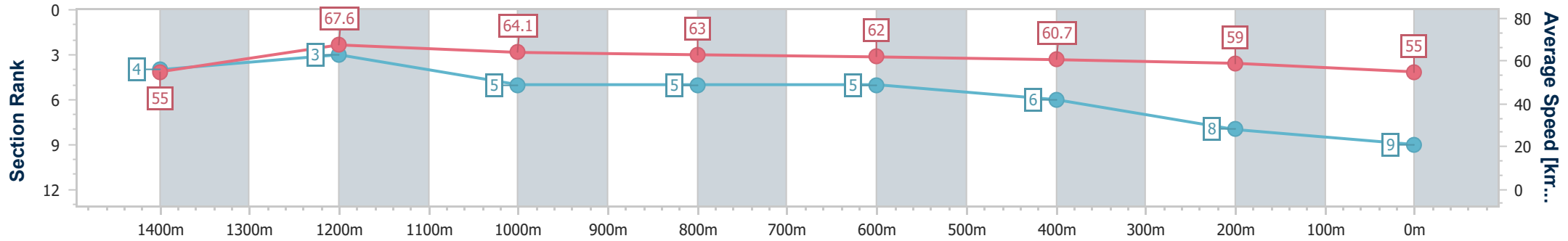


Mackay QLD Professional  
 Race 4: MAGIC MILLIONS WHITSUNDAY GUINEAS QTIS 4YO  
 Handicap - 1560m  
 10 August 2024 - 14:16



Track Rating: Good 4, Weather: Fine, Rail Position: True

Section	Overall	1400m	1200m	1000m	800m	600m	400m	200m
Section Times	1:32.99 [9] (0:10.45)	1:22.54 [4] (0:10.68)	1:11.86 [3] (0:11.25)	1:00.61 [5] (0:11.55)	0:49.06 [5] (0:11.72)	0:37.34 [5] (0:11.97)	0:25.37 [6] (0:12.26)	0:13.11 [8] (0:13.11)
Average Speed [km/h]	55.0	67.6	64.1	63.0	62.0	60.7	59.0	55.0
Top Speed [km/h]	69.6	69.5	65.9	64.2	62.6	61.6	59.7	57.6
Avg. Dist. to Rail [m]	5.9	0.7	1.9	3.1	2.8	1.3	3.5	1.8
Avg. Stride Freq. [Hz]	2.3	2.3	2.2	2.2	2.2	2.2	2.1	2.1
Avg. Stride Length [m]	7.3	8.1	8.0	7.9	8.0	7.8	7.6	7.4



- [ ] Ranking at each section and finish
- .-.- No data available at this section
- NA No data available



Horse/Jockey Name	Sailor's Rum
Final Rank	10
Fastest Section Time (Section)	0:10.43 (Overall)
Top Speed [km/h] (Section)	70.1 (1400m)
Race State	Finished

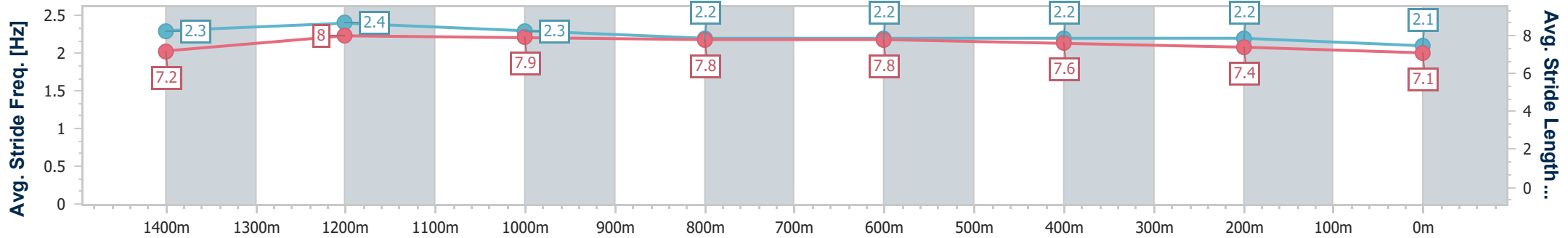
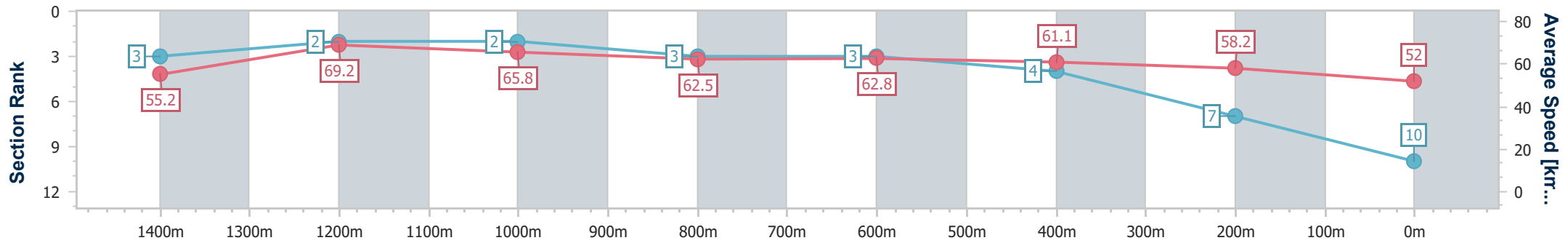


Mackay QLD Professional  
 Race 4: MAGIC MILLIONS WHITSUNDAY GUINEAS QTIS 4YO  
 Handicap - 1560m  
 10 August 2024 - 14:16



Track Rating: Good 4, Weather: Fine, Rail Position: True

Section	Overall	1400m	1200m	1000m	800m	600m	400m	200m
Section Times	1:33.67 [10] (0:10.43)	1:23.24 [3] (0:10.69)	1:12.55 [2] (0:11.09)	1:01.46 [2] (0:11.58)	0:49.88 [3] (0:11.52)	0:38.36 [3] (0:12.03)	0:26.33 [4] (0:12.48)	0:13.85 [7] (0:13.85)
Average Speed [km/h]	55.2	69.2	65.8	62.5	62.8	61.1	58.2	52.0
Top Speed [km/h]	69.4	70.1	67.6	64.5	63.9	61.9	60.2	56.3
Avg. Dist. to Rail [m]	10.4	5.9	5.3	2.8	2.1	2.7	5.1	4.1
Avg. Stride Freq. [Hz]	2.3	2.4	2.3	2.2	2.2	2.2	2.2	2.1
Avg. Stride Length [m]	7.2	8.0	7.9	7.8	7.8	7.6	7.4	7.1



- [ ] Ranking at each section and finish
- .-.- No data available at this section
- NA No data available



# Mackay QLD Professional

## Race 5: BELLE OF WHITSUNDAY Fillies and Mares BENCHMARK 70 Handicap - 1560m

10 August 2024 - 14:50



MACKAY TURF CLUB  
Ooralea Racecourse

Track Rating: Good 4, Weather: Fine, Rail Position: True

Section														
Field Times		Overall	1400m	1200m	1000m	800m	600m	400m	Last 600m					
		1:32.61 (0:10.32)	1:22.29 (0:11.30)	1:10.99 (0:11.97)	0:59.02 (0:12.35)	0:46.67 (0:12.01)	0:34.66 (0:11.74)	0:22.92 (0:11.46)	0:34.66					
Rank	TAB	Horse/Jockey	Barrier	Top Speed [km/h]	Fastest Section								Distance Travelled [m]	
1	1	TOP SPY Justin Huxtable	12	66.9 600m	0:10.92 Overall	1:32.61 [1] (0:10.92)	1:21.69 [9] (0:11.77)	1:09.92 [8] (0:11.95)	0:57.97 [8] (0:12.23)	0:45.74 [8] (0:11.90)	0:33.84 [8] (0:11.26)	0:22.58 [5] (0:11.12)	0:33.84	
2	6	TYCOON BABY Georgina Cartwright	1	64.8 Overall	0:10.44 Overall	1:33.45 [2] (0:10.44)	1:23.01 [2] (0:11.56)	1:11.45 [3] (0:11.97)	0:59.48 [3] (0:12.27)	0:47.21 [3] (0:11.94)	0:35.27 [3] (0:11.68)	0:23.59 [2] (0:11.57)	0:35.27	-9
3	8	EL OF A SENORITA Justin Stanley	4	66.0 Overall	0:10.50 Overall	1:33.52 [3] (0:10.50)	1:23.02 [4] (0:11.59)	1:11.43 [4] (0:11.94)	0:59.49 [4] (0:12.29)	0:47.20 [4] (0:11.94)	0:35.26 [4] (0:11.66)	0:23.60 [4] (0:11.52)	0:35.26	-1
4	10	HEARSAY Micheal Hellyer	5	65.0 600m	0:10.70 Overall	1:33.75 [4] (0:10.70)	1:23.05 [7] (0:11.61)	1:11.44 [5] (0:11.98)	0:59.46 [5] (0:12.18)	0:47.28 [5] (0:12.03)	0:35.25 [5] (0:11.62)	0:23.63 [6] (0:11.54)	0:35.25	-1
5	11	LUVIN' OUR GRACE Anthony Allen	2	65.4 1400m	0:10.32 Overall	1:33.81 [5] (0:10.32)	1:23.49 [1] (0:11.30)	1:12.19 [1] (0:11.97)	1:00.22 [1] (0:12.35)	0:47.87 [1] (0:12.01)	0:35.86 [1] (0:11.74)	0:24.12 [1] (0:11.70)	0:35.86	-4
6	13	DIVINE HUNTER Samantha Collett	10	66.2 400m	0:11.27 Overall	1:33.87 [6] (0:11.27)	1:22.60 [11] (0:11.76)	1:10.84 [12] (0:12.11)	0:58.73 [12] (0:12.24)	0:46.49 [12] (0:12.02)	0:34.47 [11] (0:11.35)	0:23.12 [11] (0:11.27)	0:34.47	-1
7	4	GOLDEN ATHENA Michael Murphy	3	65.8 1400m	0:10.67 Overall	1:33.87 [7] (0:10.67)	1:23.20 [6] (0:11.74)	1:11.46 [6] (0:11.97)	0:59.49 [6] (0:12.31)	0:47.18 [6] (0:11.97)	0:35.21 [6] (0:11.46)	0:23.75 [7] (0:11.54)	0:35.21	-9
8	5	DEELOSH Warwick Satherley	7	64.2 400m	0:11.02 Overall	1:34.64 [8] (0:11.02)	1:23.62 [10] (0:11.81)	1:11.81 [10] (0:11.99)	0:59.82 [9] (0:12.24)	0:47.58 [9] (0:11.99)	0:35.59 [10] (0:11.51)	0:24.08 [8] (0:11.58)	0:35.59	-7
9	9	FLYING SHAMUS Jackson Murphy	9	64.0 600m	0:10.80 Overall	1:34.78 [9] (0:10.80)	1:23.98 [8] (0:11.97)	1:12.01 [9] (0:12.08)	0:59.93 [10] (0:12.22)	0:47.71 [10] (0:11.98)	0:35.73 [9] (0:11.52)	0:24.21 [9] (0:11.56)	0:35.73	-4
10	2	BRING ME FLOWERS Michael Cahill	6	67.7 1400m	0:10.44 Overall	1:35.04 [10] (0:10.44)	1:24.60 [3] (0:11.37)	1:13.23 [2] (0:11.94)	1:01.29 [2] (0:12.24)	0:49.05 [2] (0:12.18)	0:36.87 [2] (0:11.71)	0:25.16 [3] (0:11.84)	0:36.87	-3

Scratched: Harbelle (#3)

[ ] Ranking at each section and finish  
 -:-:- No data available at this section  
 NA No data available

SCN Saddle cloth number  
 DNF Did not finish  
 DNT Did not track





**Mackay QLD Professional**  
**Race 5: BELLE OF WHITSUNDAY Fillies and Mares BENCHMARK 70**  
**Handicap - 1560m**  
**10 August 2024 - 14:50**



MACKAY TURF CLUB  
 Ooralea Racecourse

Track Rating: Good 4, Weather: Fine, Rail Position: True

Section		Overall	1400m	1200m	1000m	800m	600m	400m	Last 600m				
Field Times		1:32.61 (0:10.32)	1:22.29 (0:11.30)	1:10.99 (0:11.97)	0:59.02 (0:12.35)	0:46.67 (0:12.01)	0:34.66 (0:11.74)	0:22.92 (0:11.46)	0:34.66				
Rank	TAB Horse/Jockey	Barrier	Top Speed [km/h]	Fastest Section	Distance Travelled [m]								
11	12 MICROWAVE JENNY Nathan Thomas	8	64.8 1400m	0:10.67 Overall	1:35.15 [11] (0:10.67)	1:24.48 [5] (0:11.87)	1:12.61 [7] (0:12.05)	1:00.56 [7] (0:12.16)	0:48.40 [7] (0:11.91)	0:36.49 [7] (0:12.00)	0:24.49 [10] (0:11.74)	0:36.49	+2
12	7 VIVACIOUS AWARD Chelsea Jokic	13	64.7 1400m	0:11.28 Overall	1:36.51 [12] (0:11.28)	1:25.23 [12] (0:11.69)	1:13.54 [11] (0:12.09)	1:01.45 [11] (0:12.30)	0:49.15 [11] (0:12.13)	0:37.02 [12] (0:11.89)	0:25.13 [12] (0:11.92)	0:37.02	+0

Scratched: Harbelle (#3)

[ ] Ranking at each section and finish  
 -:-:- No data available at this section  
 NA No data available

SCN Saddle cloth number  
 DNF Did not finish  
 DNT Did not track



**Mackay QLD Professional**  
**Race 5: BELLE OF WHITSUNDAY Fillies and Mares BENCHMARK 70**  
**Handicap - 1560m**  
**10 August 2024 - 14:50**



MACKAY TURF CLUB  
 Ooralea Racecourse

Track Rating: Good 4, Weather: Fine, Rail Position: True

Section				200m				Last 600m	
Field Times				0:11.46				0:34.66	
				(0:11.46)					
Rank	TAB	Horse/Jockey	Barrier	Top Speed [km/h]	Fastest Section	Margin			Distance Travelled [m]
1	1	<b>TOP SPY</b>	12	66.9	0:10.92	0:11.46 [1]	1:32.61		0:33.84
		Justin Huxtable		600m	Overall	(0:11.46)			
2	6	<b>TYCOON BABY</b>	1	64.8	0:10.44	0:12.02 [3]	4.9L		0:35.27 -9
		Georgina Cartwright		Overall	Overall	(0:12.02)			
3	8	<b>EL OF A SENORITA</b>	4	66.0	0:10.50	0:12.08 [4]	5.33L		0:35.26 -1
		Justin Stanley		Overall	Overall	(0:12.08)			
4	10	<b>HEARSAY</b>	5	65.0	0:10.70	0:12.09 [5]	6.71L		0:35.25 -1
		Micheal Hellyer		600m	Overall	(0:12.09)			
5	11	<b>LUVIN' OUR GRACE</b>	2	65.4	0:10.32	0:12.42 [2]	7.07L		0:35.86 -4
		Anthony Allen		1400m	Overall	(0:12.42)			
6	13	<b>DIVINE HUNTER</b>	10	66.2	0:11.27	0:11.85 [8]	7.39L		0:34.47 -1
		Samantha Collett		400m	Overall	(0:11.85)			
7	4	<b>GOLDEN ATHENA</b>	3	65.8	0:10.67	0:12.21 [6]	7.41L		0:35.21 -9
		Michael Murphy		1400m	Overall	(0:12.21)			
8	5	<b>DEELOSH</b>	7	64.2	0:11.02	0:12.50 [10]	11.91L		0:35.59 -7
		Warwick Satherley		400m	Overall	(0:12.50)			
9	9	<b>FLYING SHAMUS</b>	9	64.0	0:10.80	0:12.65 [9]	12.74L		0:35.73 -4
		Jackson Murphy		600m	Overall	(0:12.65)			
10	2	<b>BRING ME FLOWERS</b>	6	67.7	0:10.44	0:13.32 [7]	14.3L		0:36.87 -3
		Michael Cahill		1400m	Overall	(0:13.32)			

Scratched: Harbelle (#3)

[ ] Ranking at each section and finish  
 -:-:- No data available at this section  
 NA No data available

SCN Saddle cloth number  
 DNF Did not finish  
 DNT Did not track



**Mackay QLD Professional**  
**Race 5: BELLE OF WHITSUNDAY Fillies and Mares BENCHMARK 70**  
**Handicap - 1560m**  
**10 August 2024 - 14:50**



MACKAY TURF CLUB

Ooralea Racecourse

Track Rating: Good 4, Weather: Fine, Rail Position: True

Section				200m				Last 600m		
Field Times				0:11.46 (0:11.46)				0:34.66		
Rank	TAB	Horse/Jockey	Barrier	Top Speed [km/h]	Fastest Section	Margin			Distance Travelled [m]	
11	12	MICROWAVE JENNY	8	64.8	0:10.67	0:12.75 [11]	14.91L		0:36.49	+2
		Nathan Thomas		1400m	Overall	(0:12.75)				
12	7	VIVACIOUS AWARD	13	64.7	0:11.28	0:13.21 [12]	22.92L		0:37.02	+0
		Chelsea Jokic		1400m	Overall	(0:13.21)				

Scratched: Harbelle (#3)

[ ] Ranking at each section and finish  
 -:-:-:- No data available at this section  
 NA No data available

SCN Saddle cloth number  
 DNF Did not finish  
 DNT Did not track



Horse/Jockey Name	Top Spy
Final Rank	1
Fastest Section Time (Section)	0:10.92 (Overall)
Top Speed [km/h] (Section)	66.9 (600m)
Race State	Finished



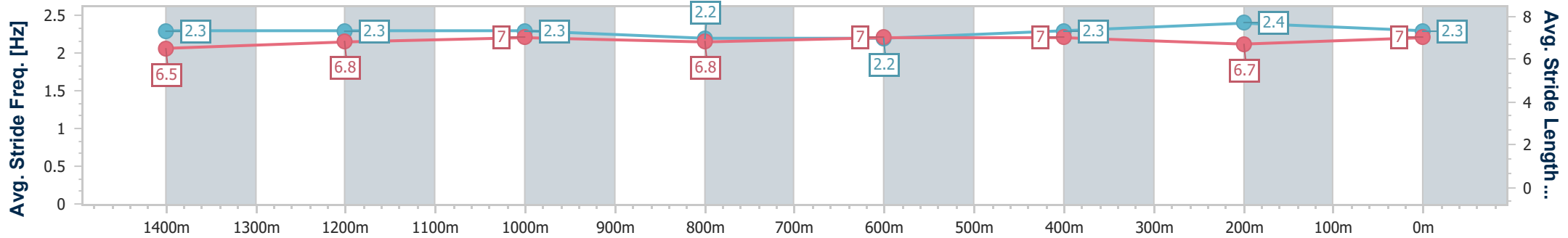
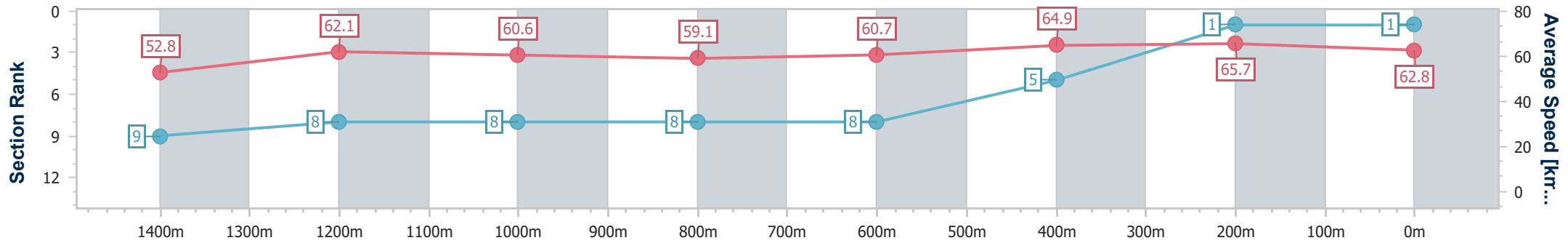
Mackay QLD Professional  
Race 5: BELLE OF WHITSUNDAY Fillies and Mares  
BENCHMARK 70 Handicap - 1560m



10 August 2024 - 14:50

Track Rating: Good 4, Weather: Fine, Rail Position: True

Section	Overall	1400m	1200m	1000m	800m	600m	400m	200m
Section Times	1:32.61 [1] (0:10.92)	1:21.69 [9] (0:11.77)	1:09.92 [8] (0:11.95)	0:57.97 [8] (0:12.23)	0:45.74 [8] (0:11.90)	0:33.84 [8] (0:11.26)	0:22.58 [5] (0:11.12)	0:11.46 [1] (0:11.46)
Average Speed [km/h]	52.8	62.1	60.6	59.1	60.7	64.9	65.7	62.8
Top Speed [km/h]	63.2	63.1	63.0	60.6	62.9	66.9	66.7	65.2
Avg. Dist. to Rail [m]	9.4	2.8	2.7	1.9	1.5	2.5	5.0	4.8
Avg. Stride Freq. [Hz]	2.3	2.3	2.3	2.2	2.2	2.3	2.4	2.3
Avg. Stride Length [m]	6.5	6.8	7.0	6.8	7.0	7.0	6.7	7.0



- [ ] Ranking at each section and finish
- .-.- No data available at this section
- NA No data available



Horse/Jockey Name	Tycoon Baby
Final Rank	2
Fastest Section Time (Section)	0:10.44 (Overall)
Top Speed [km/h] (Section)	64.8 (Overall)
Race State	Finished



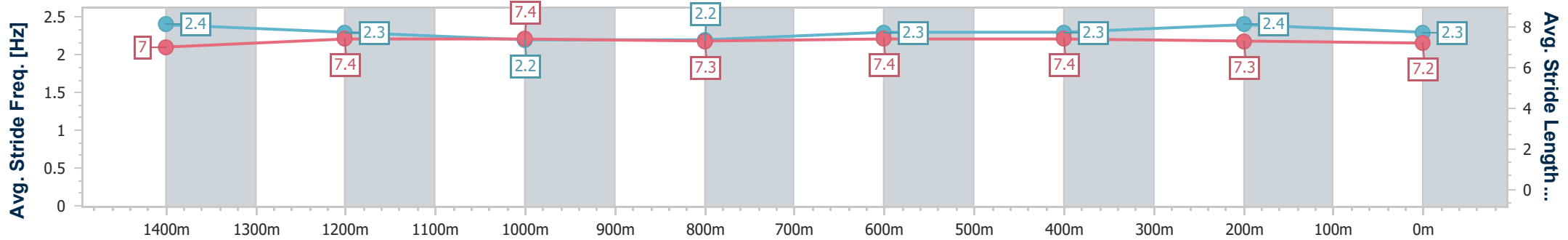
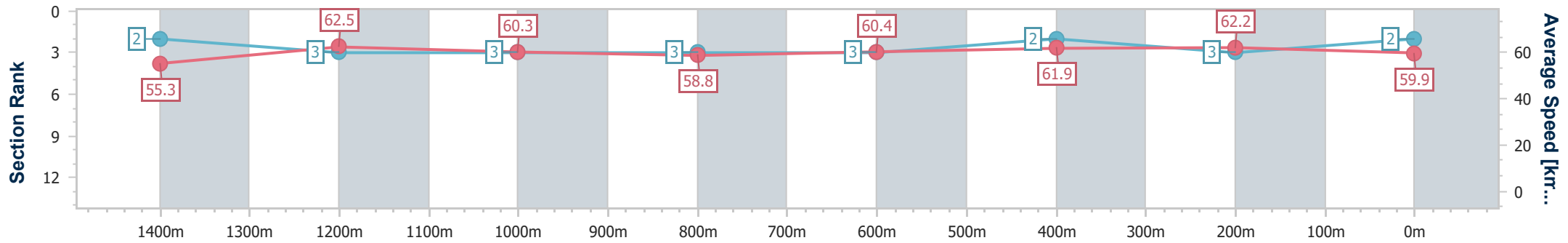
Mackay QLD Professional  
Race 5: BELLE OF WHITSUNDAY Fillies and Mares  
BENCHMARK 70 Handicap - 1560m



10 August 2024 - 14:50

Track Rating: Good 4, Weather: Fine, Rail Position: True

Section	Overall	1400m	1200m	1000m	800m	600m	400m	200m
Section Times	1:33.45 [2] (0:10.44)	1:23.01 [2] (0:11.56)	1:11.45 [3] (0:11.97)	0:59.48 [3] (0:12.27)	0:47.21 [3] (0:11.94)	0:35.27 [3] (0:11.68)	0:23.59 [2] (0:11.57)	0:12.02 [3] (0:12.02)
Average Speed [km/h]	55.3	62.5	60.3	58.8	60.4	61.9	62.2	59.9
Top Speed [km/h]	64.8	64.4	61.7	59.5	61.1	63.2	64.2	62.7
Avg. Dist. to Rail [m]	3.0	1.1	1.4	1.1	0.9	0.4	0.8	0.6
Avg. Stride Freq. [Hz]	2.4	2.3	2.2	2.2	2.3	2.3	2.4	2.3
Avg. Stride Length [m]	7.0	7.4	7.4	7.3	7.4	7.4	7.3	7.2



- [ ] Ranking at each section and finish
- .-.- No data available at this section
- NA No data available



Horse/Jockey Name	EI Of A Seniorita
Final Rank	3
Fastest Section Time (Section)	0:10.50 (Overall)
Top Speed [km/h] (Section)	66.0 (Overall)
Race State	Finished



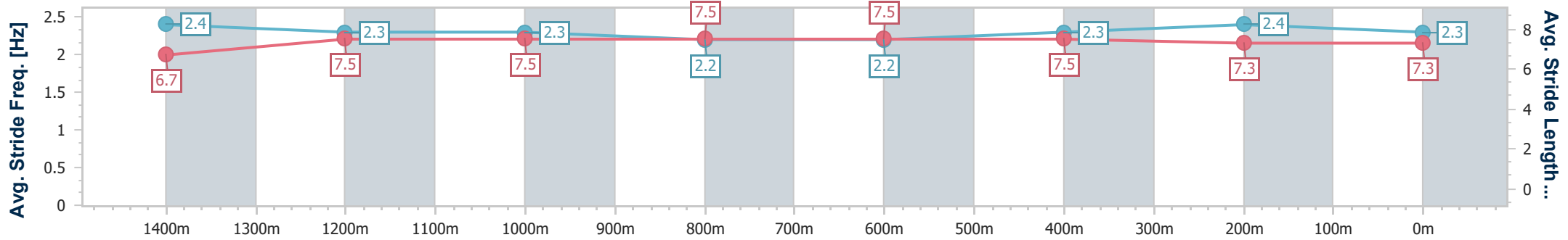
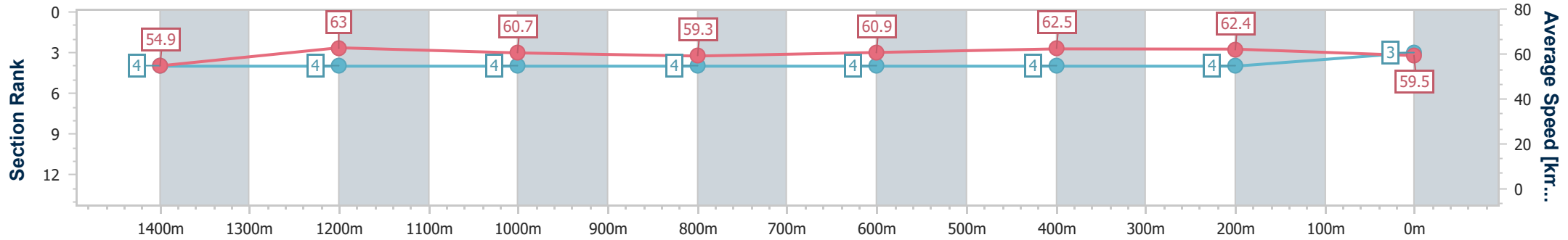
Mackay QLD Professional  
Race 5: BELLE OF WHITSUNDAY Fillies and Mares  
BENCHMARK 70 Handicap - 1560m



10 August 2024 - 14:50

Track Rating: Good 4, Weather: Fine, Rail Position: True

Section	Overall	1400m	1200m	1000m	800m	600m	400m	200m
Section Times	1:33.52 [3] (0:10.50)	1:23.02 [4] (0:11.59)	1:11.43 [4] (0:11.94)	0:59.49 [4] (0:12.29)	0:47.20 [4] (0:11.94)	0:35.26 [4] (0:11.66)	0:23.60 [4] (0:11.52)	0:12.08 [4] (0:12.08)
Average Speed [km/h]	54.9	63.0	60.7	59.3	60.9	62.5	62.4	59.5
Top Speed [km/h]	66.0	65.8	62.1	60.6	62.1	63.1	63.5	62.5
Avg. Dist. to Rail [m]	5.2	3.4	3.5	3.9	3.4	1.3	2.0	3.2
Avg. Stride Freq. [Hz]	2.4	2.3	2.3	2.2	2.2	2.3	2.4	2.3
Avg. Stride Length [m]	6.7	7.5	7.5	7.5	7.5	7.5	7.3	7.3



- [ ] Ranking at each section and finish
- .-.- No data available at this section
- NA No data available



Horse/Jockey Name	Hearsay
Final Rank	4
Fastest Section Time (Section)	0:10.70 (Overall)
Top Speed [km/h] (Section)	65.0 (600m)
Race State	Finished



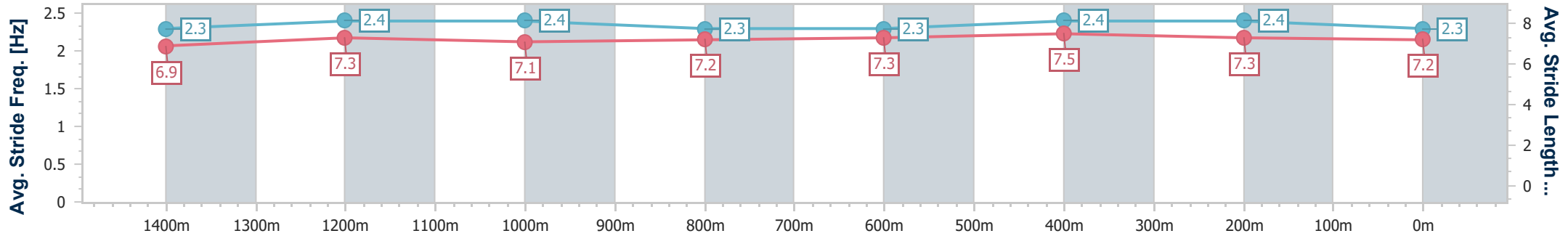
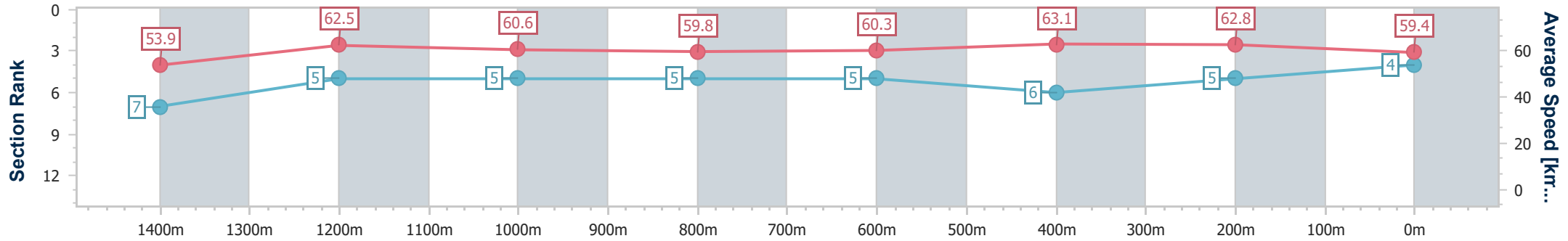
Mackay QLD Professional  
Race 5: BELLE OF WHITSUNDAY Fillies and Mares  
BENCHMARK 70 Handicap - 1560m



10 August 2024 - 14:50

Track Rating: Good 4, Weather: Fine, Rail Position: True

Section	Overall	1400m	1200m	1000m	800m	600m	400m	200m
Section Times	1:33.75 [4] (0:10.70)	1:23.05 [7] (0:11.61)	1:11.44 [5] (0:11.98)	0:59.46 [5] (0:12.18)	0:47.28 [5] (0:12.03)	0:35.25 [5] (0:11.62)	0:23.63 [6] (0:11.54)	0:12.09 [5] (0:12.09)
Average Speed [km/h]	53.9	62.5	60.6	59.8	60.3	63.1	62.8	59.4
Top Speed [km/h]	62.4	63.8	63.0	61.5	62.3	65.0	65.0	62.4
Avg. Dist. to Rail [m]	5.6	2.4	3.3	3.2	3.4	2.1	3.7	5.4
Avg. Stride Freq. [Hz]	2.3	2.4	2.4	2.3	2.3	2.4	2.4	2.3
Avg. Stride Length [m]	6.9	7.3	7.1	7.2	7.3	7.5	7.3	7.2



- [ ] Ranking at each section and finish
- .-.- No data available at this section
- NA No data available



Horse/Jockey Name	Luvin' Our Grace
Final Rank	5
Fastest Section Time (Section)	0:10.32 (Overall)
Top Speed [km/h] (Section)	65.4 (1400m)
Race State	Finished



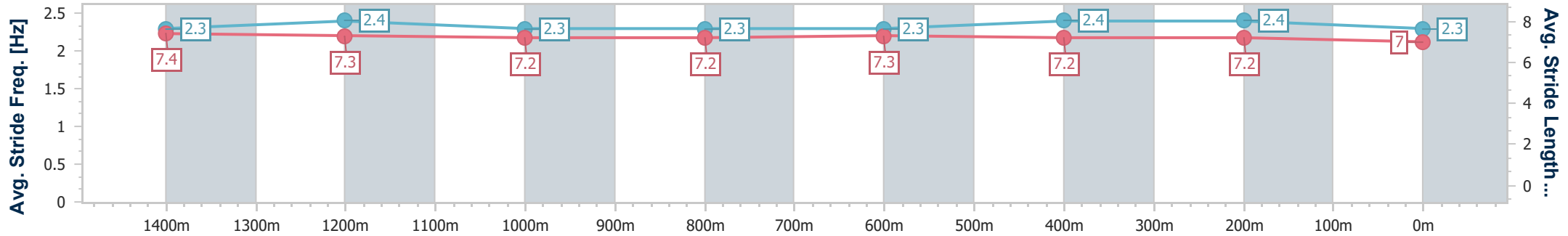
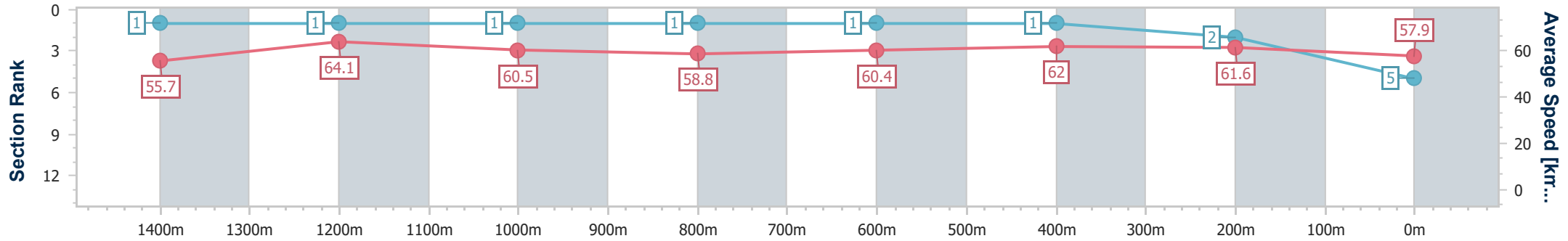
Mackay QLD Professional  
 Race 5: BELLE OF WHITSUNDAY Fillies and Mares  
 BENCHMARK 70 Handicap - 1560m



10 August 2024 - 14:50

Track Rating: Good 4, Weather: Fine, Rail Position: True

Section	Overall	1400m	1200m	1000m	800m	600m	400m	200m
Section Times	1:33.81 [5] (0:10.32)	1:23.49 [1] (0:11.30)	1:12.19 [1] (0:11.97)	1:00.22 [1] (0:12.35)	0:47.87 [1] (0:12.01)	0:35.86 [1] (0:11.74)	0:24.12 [1] (0:11.70)	0:12.42 [2] (0:12.42)
Average Speed [km/h]	55.7	64.1	60.5	58.8	60.4	62.0	61.6	57.9
Top Speed [km/h]	65.0	65.4	62.2	59.8	61.5	63.1	63.1	60.8
Avg. Dist. to Rail [m]	5.2	1.6	2.6	3.0	2.4	1.3	1.7	2.3
Avg. Stride Freq. [Hz]	2.3	2.4	2.3	2.3	2.3	2.4	2.4	2.3
Avg. Stride Length [m]	7.4	7.3	7.2	7.2	7.3	7.2	7.2	7.0



- [ ] Ranking at each section and finish
- .-.- No data available at this section
- NA No data available





Horse/Jockey Name	Divine Hunter
Final Rank	6
Fastest Section Time (Section)	0:11.27 (Overall)
Top Speed [km/h] (Section)	66.2 (400m)
Race State	Finished



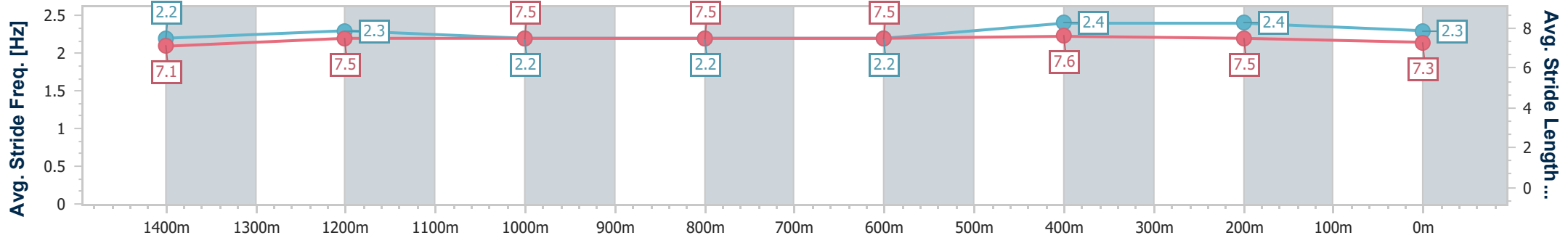
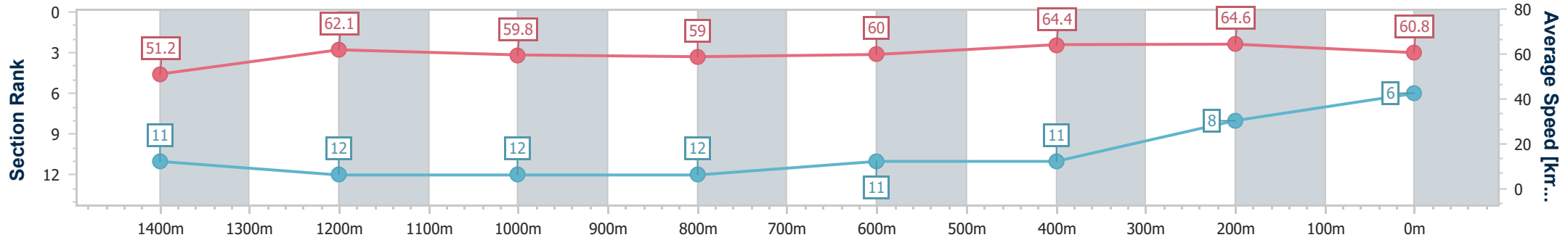
Mackay QLD Professional  
Race 5: BELLE OF WHITSUNDAY Fillies and Mares  
BENCHMARK 70 Handicap - 1560m



10 August 2024 - 14:50

Track Rating: Good 4, Weather: Fine, Rail Position: True

Section	Overall	1400m	1200m	1000m	800m	600m	400m	200m
Section Times	1:33.87 [6] (0:11.27)	1:22.60 [11] (0:11.76)	1:10.84 [12] (0:12.11)	0:58.73 [12] (0:12.24)	0:46.49 [12] (0:12.02)	0:34.47 [11] (0:11.35)	0:23.12 [11] (0:11.27)	0:11.85 [8] (0:11.85)
Average Speed [km/h]	51.2	62.1	59.8	59.0	60.0	64.4	64.6	60.8
Top Speed [km/h]	61.8	64.3	60.7	61.2	63.5	65.6	66.2	65.9
Avg. Dist. to Rail [m]	8.3	2.9	1.9	1.4	1.0	2.1	6.2	6.7
Avg. Stride Freq. [Hz]	2.2	2.3	2.2	2.2	2.2	2.4	2.4	2.3
Avg. Stride Length [m]	7.1	7.5	7.5	7.5	7.5	7.6	7.5	7.3



- [ ] Ranking at each section and finish
- .-.- No data available at this section
- NA No data available



Horse/Jockey Name	Golden Athena
Final Rank	7
Fastest Section Time (Section)	0:10.67 (Overall)
Top Speed [km/h] (Section)	65.8 (1400m)
Race State	Finished



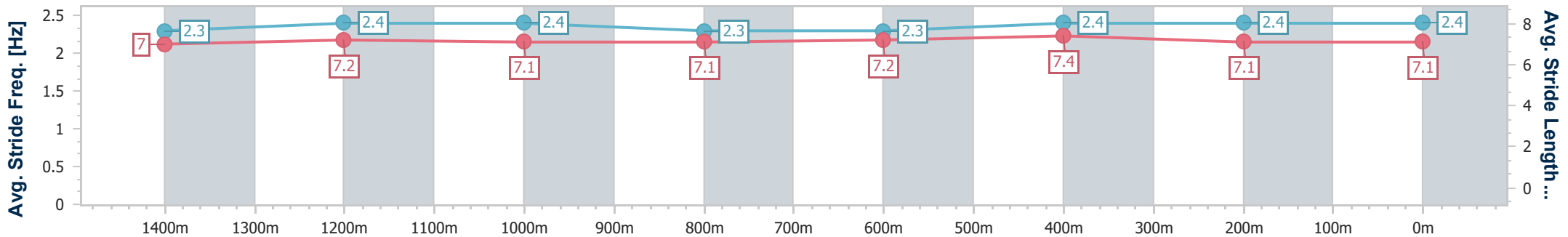
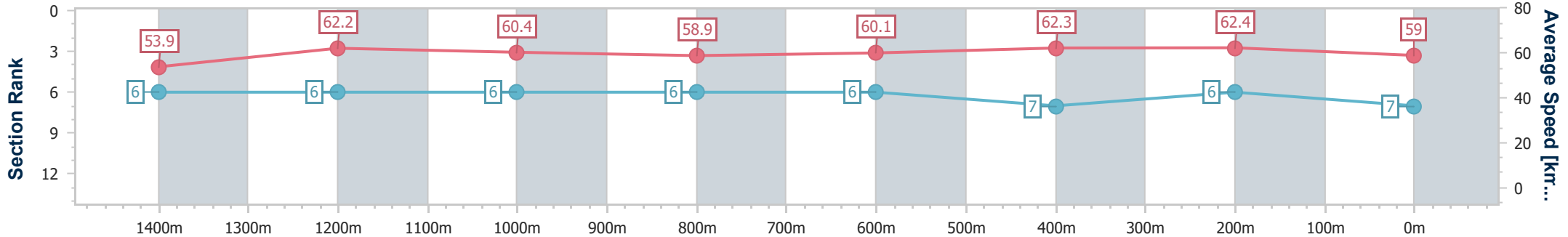
Mackay QLD Professional  
Race 5: BELLE OF WHITSUNDAY Fillies and Mares  
BENCHMARK 70 Handicap - 1560m



10 August 2024 - 14:50

Track Rating: Good 4, Weather: Fine, Rail Position: True

Section	Overall	1400m	1200m	1000m	800m	600m	400m	200m
Section Times	1:33.87 [7] (0:10.67)	1:23.20 [6] (0:11.74)	1:11.46 [6] (0:11.97)	0:59.49 [6] (0:12.31)	0:47.18 [6] (0:11.97)	0:35.21 [6] (0:11.46)	0:23.75 [7] (0:11.54)	0:12.21 [6] (0:12.21)
Average Speed [km/h]	53.9	62.2	60.4	58.9	60.1	62.3	62.4	59.0
Top Speed [km/h]	65.5	65.8	61.9	60.2	62.5	64.1	64.4	62.2
Avg. Dist. to Rail [m]	4.3	2.6	2.5	1.7	0.7	0.9	1.4	0.5
Avg. Stride Freq. [Hz]	2.3	2.4	2.4	2.3	2.3	2.4	2.4	2.4
Avg. Stride Length [m]	7.0	7.2	7.1	7.1	7.2	7.4	7.1	7.1



- [ ] Ranking at each section and finish
- .-.- No data available at this section
- NA No data available



Horse/Jockey Name	Deelosh
Final Rank	8
Fastest Section Time (Section)	0:11.02 (Overall)
Top Speed [km/h] (Section)	64.2 (400m)
Race State	Finished



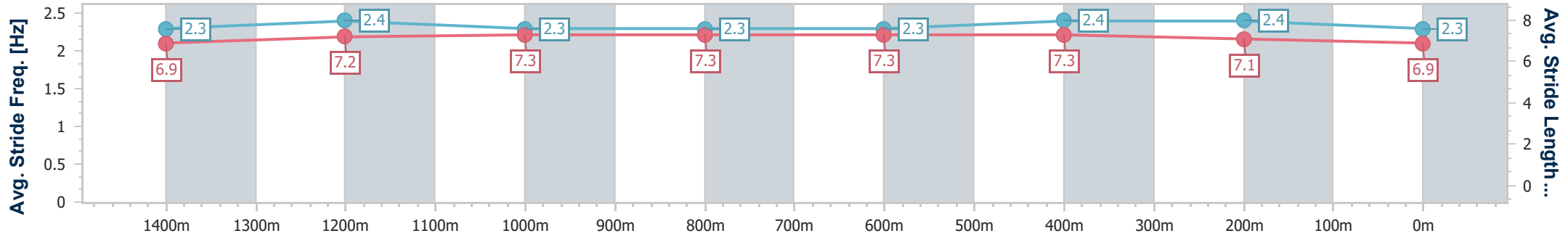
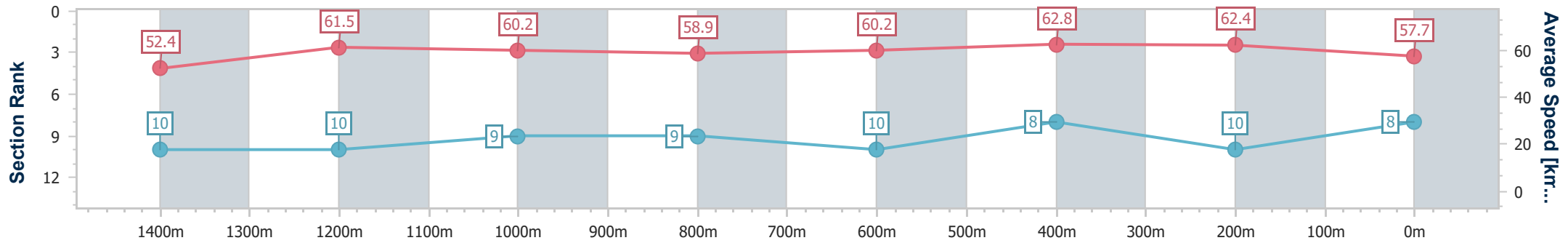
Mackay QLD Professional  
Race 5: BELLE OF WHITSUNDAY Fillies and Mares  
BENCHMARK 70 Handicap - 1560m



10 August 2024 - 14:50

Track Rating: Good 4, Weather: Fine, Rail Position: True

Section	Overall	1400m	1200m	1000m	800m	600m	400m	200m
Section Times	1:34.64 [8] (0:11.02)	1:23.62 [10] (0:11.81)	1:11.81 [10] (0:11.99)	0:59.82 [9] (0:12.24)	0:47.58 [9] (0:11.99)	0:35.59 [10] (0:11.51)	0:24.08 [8] (0:11.58)	0:12.50 [10] (0:12.50)
Average Speed [km/h]	52.4	61.5	60.2	58.9	60.2	62.8	62.4	57.7
Top Speed [km/h]	61.6	62.4	61.7	61.0	62.2	64.2	64.2	62.4
Avg. Dist. to Rail [m]	6.8	2.1	1.5	1.2	0.8	0.7	2.1	2.9
Avg. Stride Freq. [Hz]	2.3	2.4	2.3	2.3	2.3	2.4	2.4	2.3
Avg. Stride Length [m]	6.9	7.2	7.3	7.3	7.3	7.3	7.1	6.9



- [ ] Ranking at each section and finish
- .-.- No data available at this section
- NA No data available



Horse/Jockey Name	Flying Shamus
Final Rank	9
Fastest Section Time (Section)	0:10.80 (Overall)
Top Speed [km/h] (Section)	64.0 (600m)
Race State	Finished



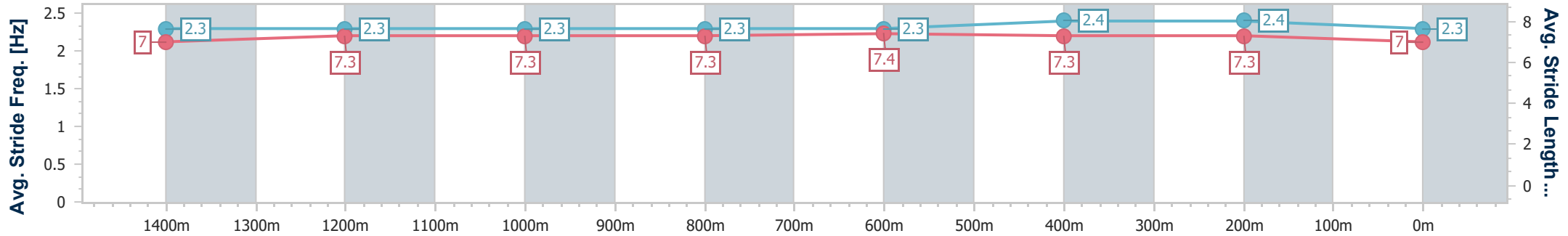
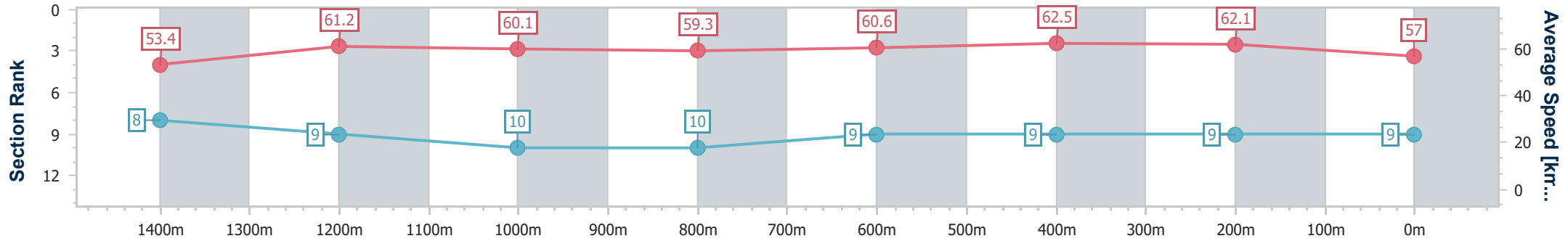
Mackay QLD Professional  
Race 5: BELLE OF WHITSUNDAY Fillies and Mares  
BENCHMARK 70 Handicap - 1560m



10 August 2024 - 14:50

Track Rating: Good 4, Weather: Fine, Rail Position: True

Section	Overall	1400m	1200m	1000m	800m	600m	400m	200m
Section Times	1:34.78 [9] (0:10.80)	1:23.98 [8] (0:11.97)	1:12.01 [9] (0:12.08)	0:59.93 [10] (0:12.22)	0:47.71 [10] (0:11.98)	0:35.73 [9] (0:11.52)	0:24.21 [9] (0:11.56)	0:12.65 [9] (0:12.65)
Average Speed [km/h]	53.4	61.2	60.1	59.3	60.6	62.5	62.1	57.0
Top Speed [km/h]	61.8	62.9	61.8	60.7	62.2	64.0	63.3	61.8
Avg. Dist. to Rail [m]	8.8	3.7	2.9	3.6	2.5	0.9	2.0	3.8
Avg. Stride Freq. [Hz]	2.3	2.3	2.3	2.3	2.3	2.4	2.4	2.3
Avg. Stride Length [m]	7.0	7.3	7.3	7.3	7.4	7.3	7.3	7.0



- [ ] Ranking at each section and finish
- .-.- No data available at this section
- NA No data available



Horse/Jockey Name	Bring Me Flowers
Final Rank	10
Fastest Section Time (Section)	0:10.44 (Overall)
Top Speed [km/h] (Section)	67.7 (1400m)
Race State	Finished



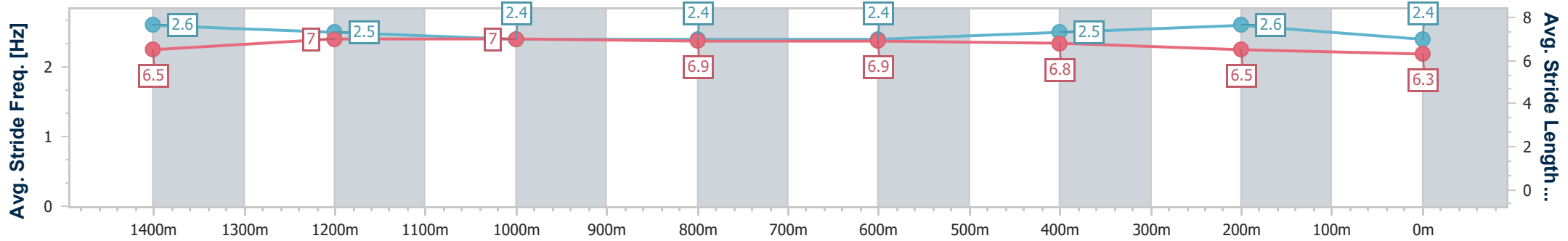
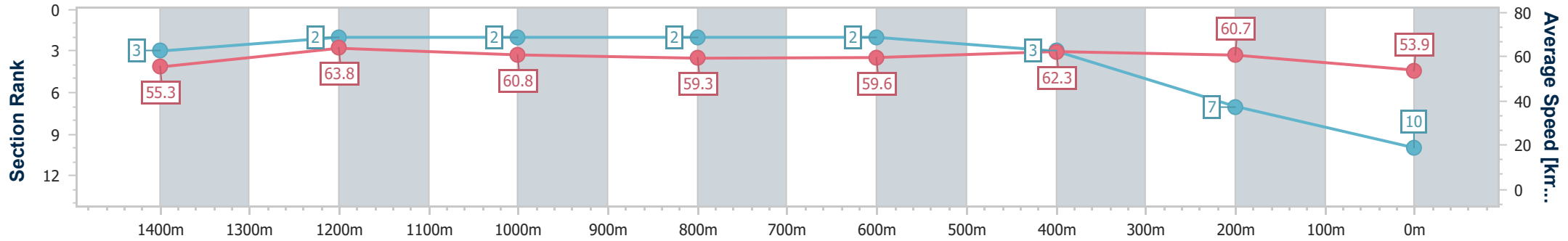
Mackay QLD Professional  
Race 5: BELLE OF WHITSUNDAY Fillies and Mares  
BENCHMARK 70 Handicap - 1560m



10 August 2024 - 14:50

Track Rating: Good 4, Weather: Fine, Rail Position: True

Section	Overall	1400m	1200m	1000m	800m	600m	400m	200m
Section Times	1:35.04 [10] (0:10.44)	1:24.60 [3] (0:11.37)	1:13.23 [2] (0:11.94)	1:01.29 [2] (0:12.24)	0:49.05 [2] (0:12.18)	0:36.87 [2] (0:11.71)	0:25.16 [3] (0:11.84)	0:13.32 [7] (0:13.32)
Average Speed [km/h]	55.3	63.8	60.8	59.3	59.6	62.3	60.7	53.9
Top Speed [km/h]	67.4	67.7	62.8	61.3	61.4	63.6	63.0	57.9
Avg. Dist. to Rail [m]	6.6	2.4	3.1	3.1	3.3	1.2	2.2	4.8
Avg. Stride Freq. [Hz]	2.6	2.5	2.4	2.4	2.4	2.5	2.6	2.4
Avg. Stride Length [m]	6.5	7.0	7.0	6.9	6.9	6.8	6.5	6.3



- [ ] Ranking at each section and finish
- .-.- No data available at this section
- NA No data available



Horse/Jockey Name	Microwave Jenny
Final Rank	11
Fastest Section Time (Section)	0:10.67 (Overall)
Top Speed [km/h] (Section)	64.8 (1400m)
Race State	Finished



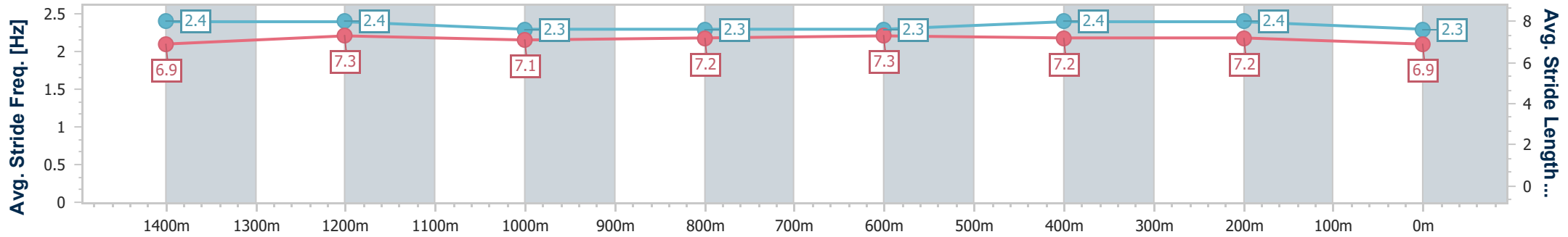
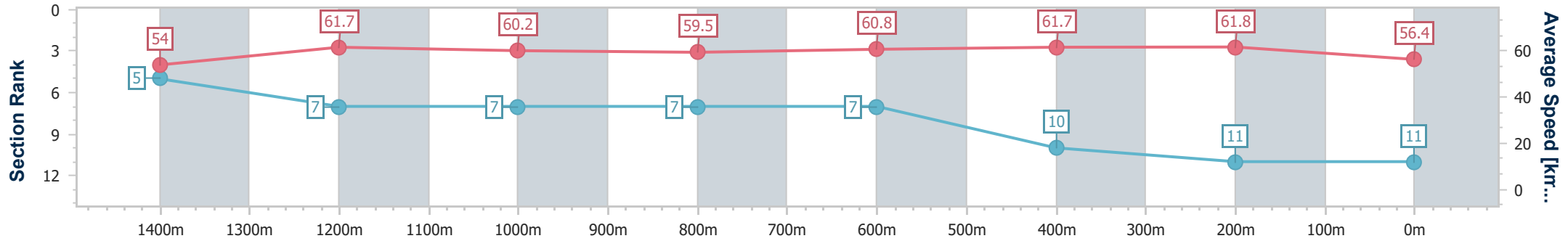
Mackay QLD Professional  
Race 5: BELLE OF WHITSUNDAY Fillies and Mares  
BENCHMARK 70 Handicap - 1560m



10 August 2024 - 14:50

Track Rating: Good 4, Weather: Fine, Rail Position: True

Section	Overall	1400m	1200m	1000m	800m	600m	400m	200m
Section Times	1:35.15 [11] (0:10.67)	1:24.48 [5] (0:11.87)	1:12.61 [7] (0:12.05)	1:00.56 [7] (0:12.16)	0:48.40 [7] (0:11.91)	0:36.49 [7] (0:12.00)	0:24.49 [10] (0:11.74)	0:12.75 [11] (0:12.75)
Average Speed [km/h]	54.0	61.7	60.2	59.5	60.8	61.7	61.8	56.4
Top Speed [km/h]	64.6	64.8	62.3	61.0	62.9	62.9	62.6	60.4
Avg. Dist. to Rail [m]	8.4	3.8	2.7	2.2	2.1	3.5	4.0	3.7
Avg. Stride Freq. [Hz]	2.4	2.4	2.3	2.3	2.3	2.4	2.4	2.3
Avg. Stride Length [m]	6.9	7.3	7.1	7.2	7.3	7.2	7.2	6.9



- [ ] Ranking at each section and finish
- .-.-.- No data available at this section
- NA No data available



Horse/Jockey Name	Vivacious Award
Final Rank	12
Fastest Section Time (Section)	0:11.28 (Overall)
Top Speed [km/h] (Section)	64.7 (1400m)
Race State	Finished



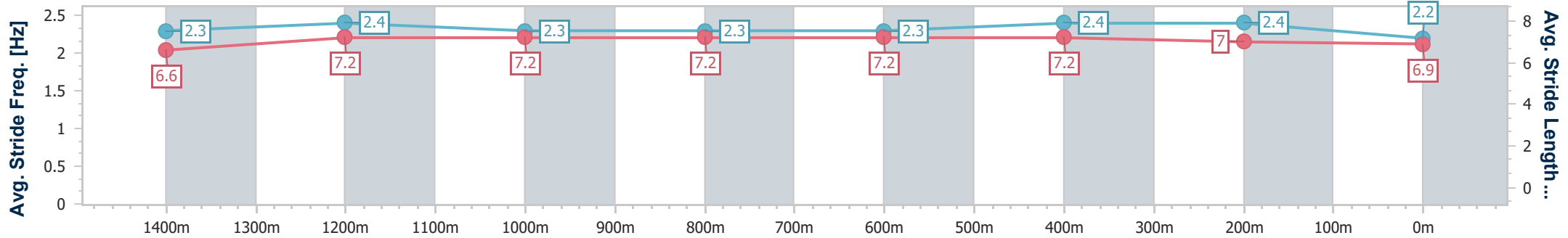
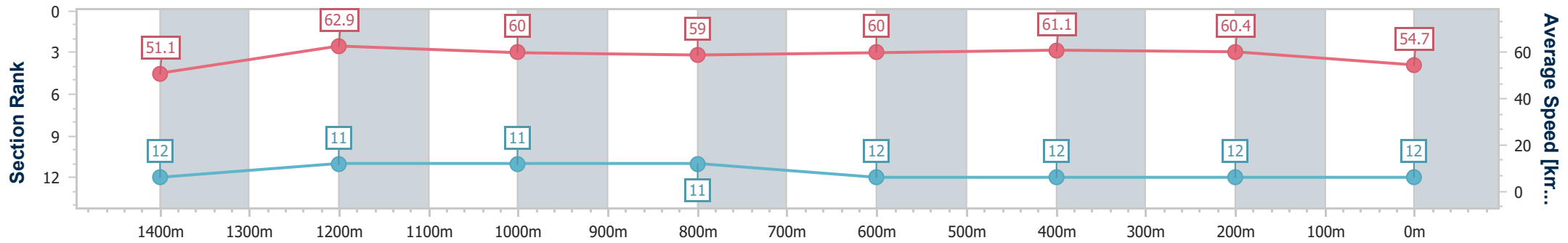
Mackay QLD Professional  
Race 5: BELLE OF WHITSUNDAY Fillies and Mares  
BENCHMARK 70 Handicap - 1560m



10 August 2024 - 14:50

Track Rating: Good 4, Weather: Fine, Rail Position: True

Section	Overall	1400m	1200m	1000m	800m	600m	400m	200m
Section Times	1:36.51 [12] (0:11.28)	1:25.23 [12] (0:11.69)	1:13.54 [11] (0:12.09)	1:01.45 [11] (0:12.30)	0:49.15 [11] (0:12.13)	0:37.02 [12] (0:11.89)	0:25.13 [12] (0:11.92)	0:13.21 [12] (0:13.21)
Average Speed [km/h]	51.1	62.9	60.0	59.0	60.0	61.1	60.4	54.7
Top Speed [km/h]	62.4	64.7	63.0	60.6	62.5	61.9	61.9	60.0
Avg. Dist. to Rail [m]	12.6	4.5	3.4	3.5	3.2	1.3	2.4	4.6
Avg. Stride Freq. [Hz]	2.3	2.4	2.3	2.3	2.3	2.4	2.4	2.2
Avg. Stride Length [m]	6.6	7.2	7.2	7.2	7.2	7.2	7.0	6.9



- [ ] Ranking at each section and finish
- .-.- No data available at this section
- NA No data available



# Mackay QLD Professional

## Race 6: JETSON SALVAGE & SCRAP METAL BENCHMARK 70 Handicap - 1200m

10 August 2024 - 15:24



Track Rating: Good 4, Weather: Fine, Rail Position: True

Section		Overall	1000m	800m	600m	400m	200m	Last 600m					
Field Times		1:09.53 (0:12.61)	0:56.92 (0:10.73)	0:46.19 (0:11.10)	0:35.09 (0:11.59)	0:23.50 (0:11.59)	0:11.91 (0:11.91)	0:35.09					
Rank	TAB Horse/Jockey	Barrier	Top Speed [km/h]	Fastest Section								Margin	Distance Travelled [m]
1	8 <b>MEDIA EMPIRE</b> Warwick Satherley	6	67.5 1000m	0:10.84 1000m	1:09.53 [1] (0:13.03)	0:56.50 [7] (0:10.84)	0:45.66 [7] (0:11.18)	0:34.48 [9] (0:11.42)	0:23.06 [6] (0:11.48)	0:11.58 [6] (0:11.58)	1:09.53	0:34.48	
2	4 <b>MAGIC IN ME</b> Justin Stanley	7	68.2 Overall	0:10.87 1000m	1:09.67 [2] (0:12.63)	0:57.04 [2] (0:10.87)	0:46.17 [2] (0:11.20)	0:34.97 [3] (0:11.46)	0:23.51 [2] (0:11.63)	0:11.88 [3] (0:11.88)	0.83L	0:34.97	-5
3	7 <b>CHICKERARTIE</b> Micheal Hellyer	1	67.8 1000m	0:10.91 1000m	1:09.70 [3] (0:12.78)	0:56.92 [3] (0:10.91)	0:46.01 [4] (0:11.20)	0:34.81 [5] (0:11.51)	0:23.30 [5] (0:11.36)	0:11.94 [2] (0:11.94)	1L	0:34.81	-6
4	13 <b>PRETTY SLICK</b> Ryan Wiggins	14	67.8 1000m	0:10.94 1000m	1:09.92 [4] (0:12.88)	0:57.04 [5] (0:10.94)	0:46.10 [6] (0:11.04)	0:35.06 [4] (0:11.52)	0:23.54 [4] (0:11.47)	0:12.07 [4] (0:12.07)	2.28L	0:35.06	+4
5	10 <b>AIN'T SHE LOVELY</b> Anthony Allen	15	69.2 1000m	0:10.73 1000m	1:09.96 [5] (0:12.61)	0:57.35 [1] (0:10.73)	0:46.62 [1] (0:11.10)	0:35.52 [1] (0:11.59)	0:23.93 [1] (0:11.59)	0:12.34 [1] (0:12.34)	2.53L	0:35.52	-2
6	3 <b>BRINGYATICKET</b> Ashley Butler	5	67.2 Overall	0:10.78 1000m	1:09.98 [6] (0:13.25)	0:56.73 [9] (0:10.78)	0:45.95 [8] (0:11.00)	0:34.95 [7] (0:11.51)	0:23.44 [8] (0:11.36)	0:12.08 [5] (0:12.08)	2.68L	0:34.95	-5
7	6 <b>DOLLSON</b> Zac Sprie	2	68.7 1000m	0:10.82 1000m	1:10.12 [7] (0:12.97)	0:57.15 [6] (0:10.82)	0:46.33 [5] (0:11.15)	0:35.18 [6] (0:11.55)	0:23.63 [7] (0:11.67)	0:11.96 [9] (0:11.96)	3.5L	0:35.18	-3
8	16 <b>DEEL WITH ME</b> Georgina Cartwright	8	66.5 1000m	0:10.96 1000m	1:10.17 [8] (0:13.30)	0:56.87 [10] (0:10.96)	0:45.91 [10] (0:11.09)	0:34.82 [10] (0:11.46)	0:23.36 [11] (0:11.50)	0:11.86 [11] (0:11.86)	3.79L	0:34.82	+0
9	9 <b>PREPOTENT</b> Scott Sheargold	10	67.3 1000m	0:10.93 1000m	1:10.44 [9] (0:13.52)	0:56.92 [11] (0:10.93)	0:45.99 [11] (0:11.10)	0:34.89 [11] (0:11.25)	0:23.64 [10] (0:11.35)	0:12.29 [8] (0:12.29)	5.35L	0:34.89	-7
10	17 <b>SACCA</b> Samantha Collett	12	68.2 800m	0:10.88 1000m	1:10.92 [10] (0:13.18)	0:57.74 [8] (0:10.88)	0:46.86 [9] (0:10.98)	0:35.88 [8] (0:11.57)	0:24.31 [9] (0:11.69)	0:12.62 [10] (0:12.62)	8.17L	0:35.88	+6

Scratched: Flying Shamus (#18), Kahaylaan (#19), Bayerische (#11), Single Honor (#12), Beauty Boom (#2), Tempo (#14)

[ ] Ranking at each section and finish  
 -:-:- No data available at this section  
 NA No data available

SCN Saddle cloth number  
 DNF Did not finish  
 DNT Did not track





# Mackay QLD Professional

## Race 6: JETSON SALVAGE & SCRAP METAL BENCHMARK 70 Handicap - 1200m

10 August 2024 - 15:24



MACKAY TURF CLUB  
Ooralea Racecourse

Track Rating: Good 4, Weather: Fine, Rail Position: True

Section	Overall	1000m	800m	600m	400m	200m	Last 600m							
Field Times	1:09.53 (0:12.61)	0:56.92 (0:10.73)	0:46.19 (0:11.10)	0:35.09 (0:11.59)	0:23.50 (0:11.59)	0:11.91 (0:11.91)	0:35.09							
Rank	TAB	Horse/Jockey	Barrier	Top Speed [km/h]	Fastest Section				Margin	Distance Travelled [m]				
11	5	THATFEELSBETTER Justin Huxtable	9	67.7 800m	0:10.88 1000m	1:11.12 [11] (0:13.82)	0:57.30 [13] (0:10.88)	0:46.42 [13] (0:10.89)	0:35.53 [12] (0:11.40)	0:24.13 [12] (0:11.51)	0:12.62 [12] (0:12.62)	9.35L	0:35.53	+5
12	15	BROMES Chelsea Jokic	19	67.7 1000m	0:10.92 1000m	1:11.40 [12] (0:13.55)	0:57.85 [12] (0:10.92)	0:46.93 [12] (0:11.12)	0:35.81 [13] (0:11.52)	0:24.29 [13] (0:11.64)	0:12.65 [13] (0:12.65)	10.98L	0:35.81	+1
13	1	INVINCIBLE JET Michael Murphy	3	67.9 1000m	0:10.75 1000m	1:11.42 [13] (0:12.81)	0:58.61 [4] (0:10.75)	0:47.86 [3] (0:11.06)	0:36.80 [2] (0:11.61)	0:25.19 [3] (0:11.91)	0:13.28 [7] (0:13.28)	11.12L	0:36.80	-3

Scratched: Flying Shamus (#18), Kahaylaan (#19), Bayerische (#11), Single Honor (#12), Beauty Boom (#2), Tempo (#14)



Horse/Jockey Name	Media Empire
Final Rank	1
Fastest Section Time (Section)	0:10.84 (1000m)
Top Speed [km/h] (Section)	67.5 (1000m)
Race State	Finished

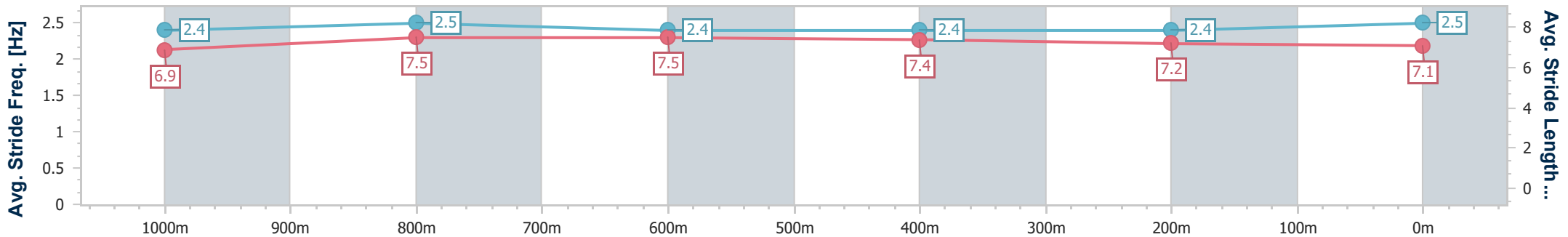
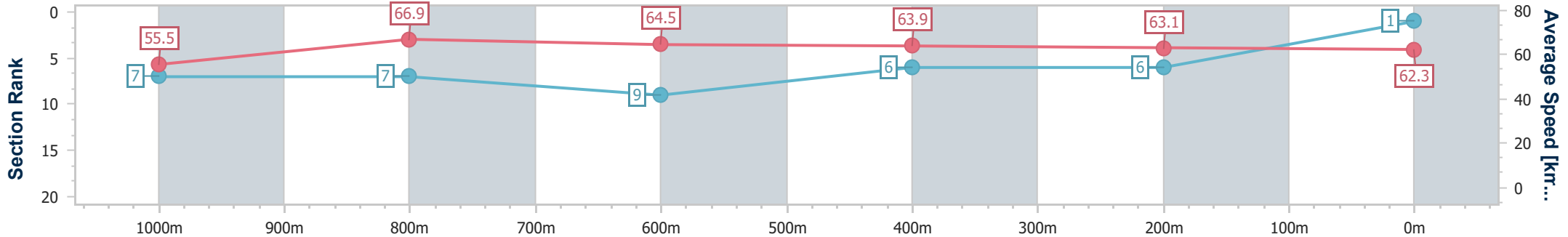


Mackay QLD Professional  
 Race 6: JETSON SALVAGE & SCRAP METAL BENCHMARK 70  
 Handicap - 1200m  
 10 August 2024 - 15:24



Track Rating: Good 4, Weather: Fine, Rail Position: True

Section	Overall	1000m	800m	600m	400m	200m
Section Times	1:09.53 [1] (0:13.03)	0:56.50 [7] (0:10.84)	0:45.66 [7] (0:11.18)	0:34.48 [9] (0:11.42)	0:23.06 [6] (0:11.48)	0:11.58 [6] (0:11.58)
Average Speed [km/h]	55.5	66.9	64.5	63.9	63.1	62.3
Top Speed [km/h]	67.0	67.5	65.7	64.1	63.8	63.8
Avg. Dist. to Rail [m]	4.1	1.9	1.8	1.5	5.2	6.1
Avg. Stride Freq. [Hz]	2.4	2.5	2.4	2.4	2.4	2.5
Avg. Stride Length [m]	6.9	7.5	7.5	7.4	7.2	7.1



- [ ] Ranking at each section and finish
- .-.- No data available at this section
- NA No data available



Horse/Jockey Name	Magic In Me
Final Rank	2
Fastest Section Time (Section)	0:10.87 (1000m)
Top Speed [km/h] (Section)	68.2 (Overall)
Race State	Finished



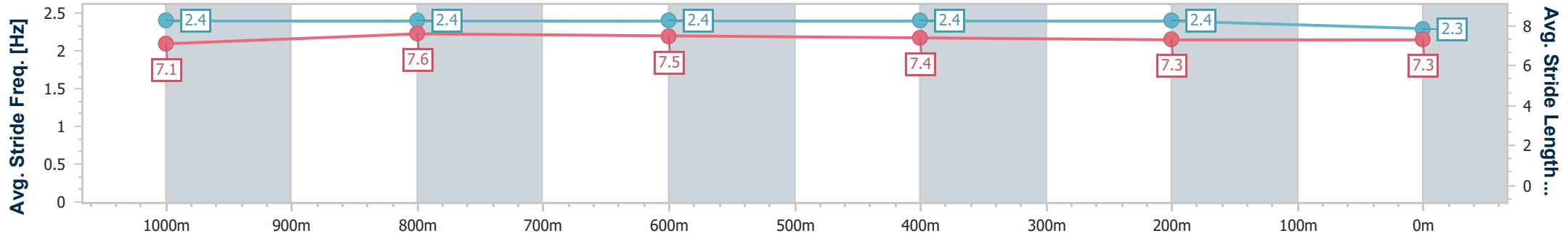
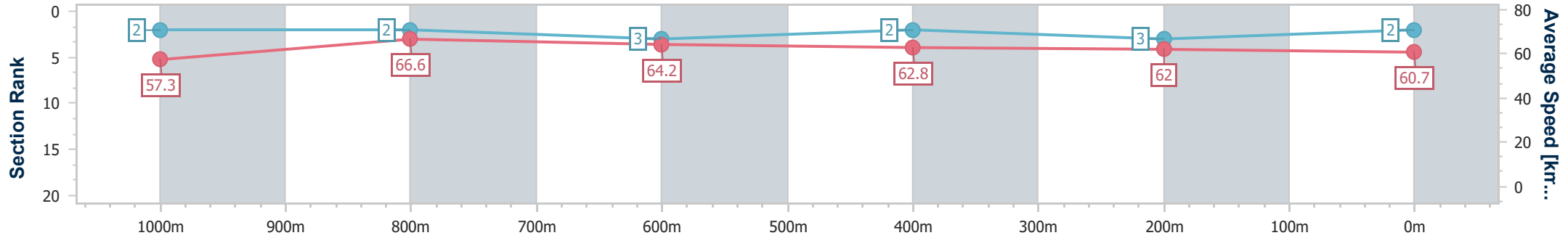
Mackay QLD Professional  
Race 6: JETSON SALVAGE & SCRAP METAL BENCHMARK 70  
Handicap - 1200m



10 August 2024 - 15:24

Track Rating: Good 4, Weather: Fine, Rail Position: True

Section	Overall	1000m	800m	600m	400m	200m
Section Times	1:09.67 [2] (0:12.63)	0:57.04 [2] (0:10.87)	0:46.17 [2] (0:11.20)	0:34.97 [3] (0:11.46)	0:23.51 [2] (0:11.63)	0:11.88 [3] (0:11.88)
Average Speed [km/h]	57.3	66.6	64.2	62.8	62.0	60.7
Top Speed [km/h]	68.2	68.2	66.5	64.2	63.4	62.5
Avg. Dist. to Rail [m]	4.9	1.3	0.6	0.6	2.6	3.4
Avg. Stride Freq. [Hz]	2.4	2.4	2.4	2.4	2.4	2.3
Avg. Stride Length [m]	7.1	7.6	7.5	7.4	7.3	7.3



- [ ] Ranking at each section and finish
- .-.- No data available at this section
- NA No data available



Horse/Jockey Name	Chickerartie
Final Rank	3
Fastest Section Time (Section)	0:10.91 (1000m)
Top Speed [km/h] (Section)	67.8 (1000m)
Race State	Finished



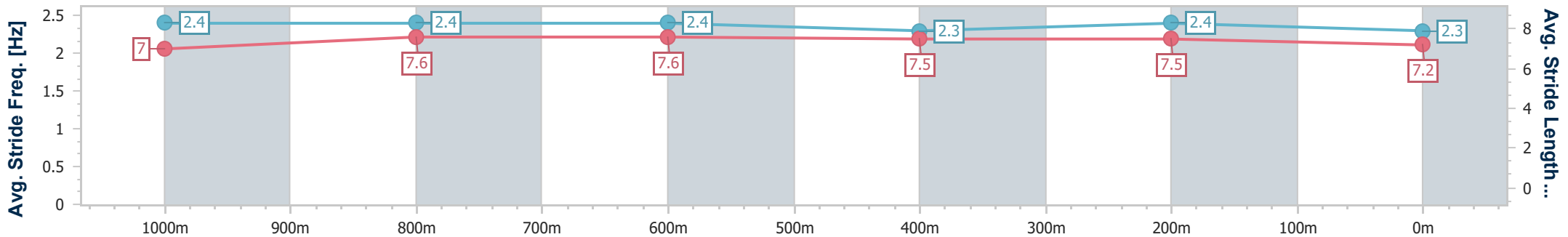
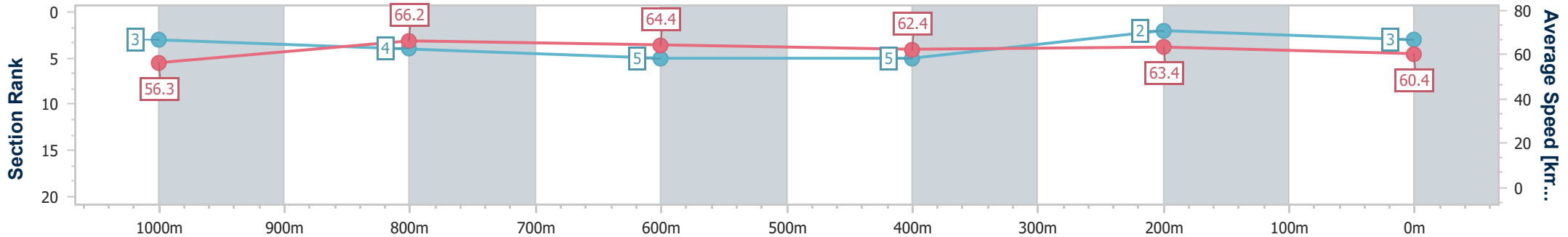
Mackay QLD Professional  
Race 6: JETSON SALVAGE & SCRAP METAL BENCHMARK 70  
Handicap - 1200m



10 August 2024 - 15:24

Track Rating: Good 4, Weather: Fine, Rail Position: True

Section	Overall	1000m	800m	600m	400m	200m
Section Times	1:09.70 [3] (0:12.78)	0:56.92 [3] (0:10.91)	0:46.01 [4] (0:11.20)	0:34.81 [5] (0:11.51)	0:23.30 [5] (0:11.36)	0:11.94 [2] (0:11.94)
Average Speed [km/h]	56.3	66.2	64.4	62.4	63.4	60.4
Top Speed [km/h]	67.2	67.8	66.0	63.8	64.0	63.7
Avg. Dist. to Rail [m]	1.1	0.2	0.9	0.2	2.3	4.2
Avg. Stride Freq. [Hz]	2.4	2.4	2.4	2.3	2.4	2.3
Avg. Stride Length [m]	7.0	7.6	7.6	7.5	7.5	7.2



- [ ] Ranking at each section and finish
- .-.-.- No data available at this section
- NA No data available



Horse/Jockey Name	Pretty Slick
Final Rank	4
Fastest Section Time (Section)	0:10.94 (1000m)
Top Speed [km/h] (Section)	67.8 (1000m)
Race State	Finished



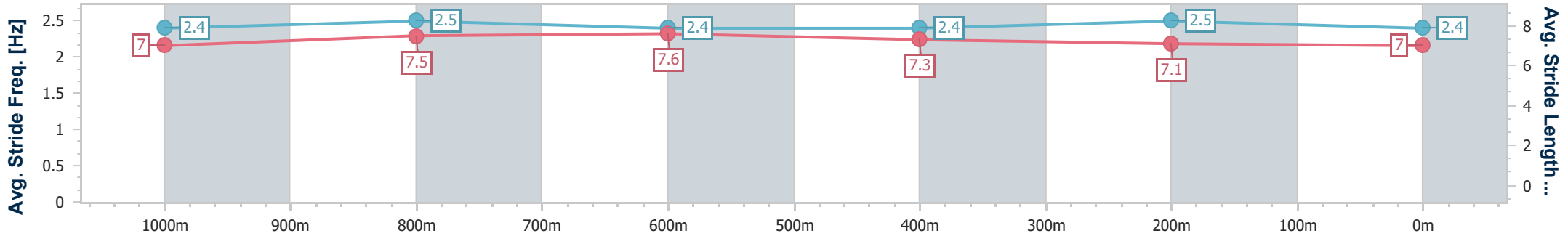
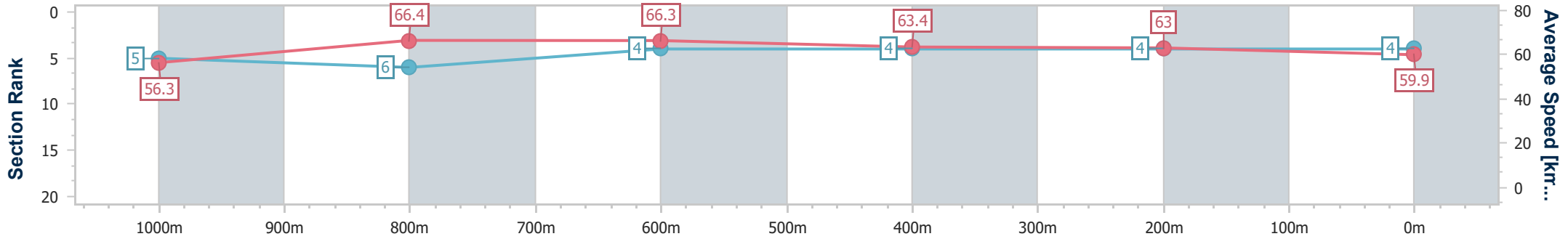
Mackay QLD Professional  
Race 6: JETSON SALVAGE & SCRAP METAL BENCHMARK 70  
Handicap - 1200m



10 August 2024 - 15:24

Track Rating: Good 4, Weather: Fine, Rail Position: True

Section	Overall	1000m	800m	600m	400m	200m
Section Times	1:09.92 [4] (0:12.88)	0:57.04 [5] (0:10.94)	0:46.10 [6] (0:11.04)	0:35.06 [4] (0:11.52)	0:23.54 [4] (0:11.47)	0:12.07 [4] (0:12.07)
Average Speed [km/h]	56.3	66.4	66.3	63.4	63.0	59.9
Top Speed [km/h]	67.7	67.8	67.1	65.6	63.9	62.9
Avg. Dist. to Rail [m]	6.3	3.3	4.9	1.8	3.9	5.7
Avg. Stride Freq. [Hz]	2.4	2.5	2.4	2.4	2.5	2.4
Avg. Stride Length [m]	7.0	7.5	7.6	7.3	7.1	7.0



- [ ] Ranking at each section and finish
- .-.- No data available at this section
- NA No data available



Horse/Jockey Name	Ain't She Lovely
Final Rank	5
Fastest Section Time (Section)	0:10.73 (1000m)
Top Speed [km/h] (Section)	69.2 (1000m)
Race State	Finished



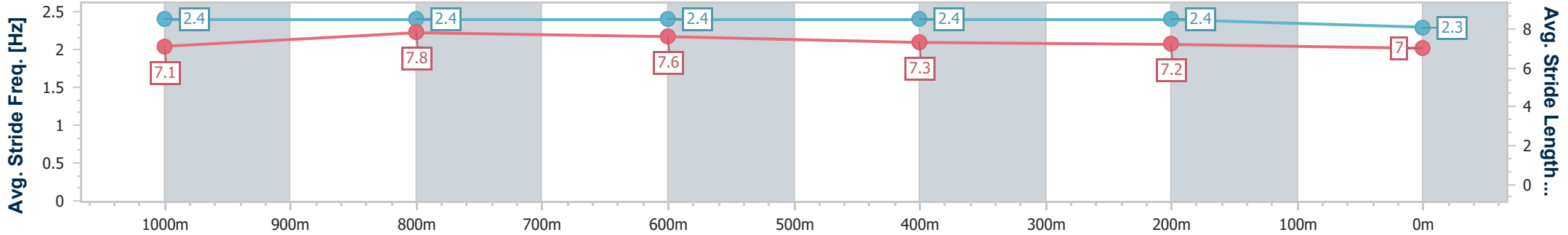
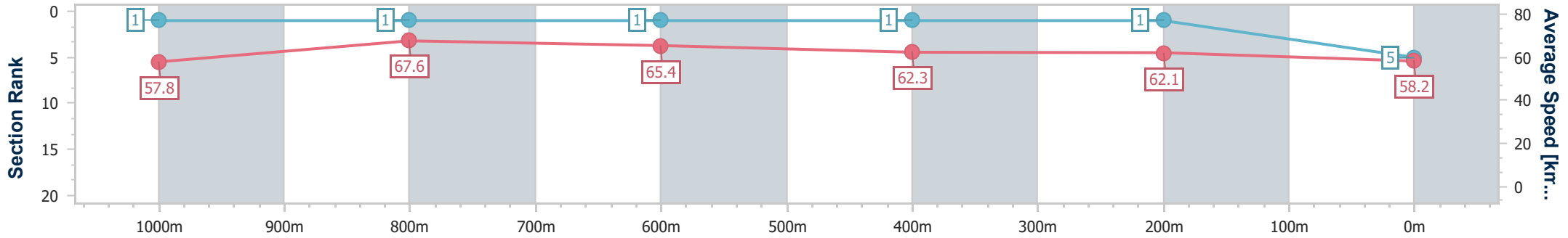
Mackay QLD Professional  
Race 6: JETSON SALVAGE & SCRAP METAL BENCHMARK 70  
Handicap - 1200m



10 August 2024 - 15:24

Track Rating: Good 4, Weather: Fine, Rail Position: True

Section	Overall	1000m	800m	600m	400m	200m
Section Times	1:09.96 [5] (0:12.61)	0:57.35 [1] (0:10.73)	0:46.62 [1] (0:11.10)	0:35.52 [1] (0:11.59)	0:23.93 [1] (0:11.59)	0:12.34 [1] (0:12.34)
Average Speed [km/h]	57.8	67.6	65.4	62.3	62.1	58.2
Top Speed [km/h]	68.7	69.2	66.1	63.6	62.7	60.8
Avg. Dist. to Rail [m]	7.8	2.4	2.0	0.4	1.0	2.6
Avg. Stride Freq. [Hz]	2.4	2.4	2.4	2.4	2.4	2.3
Avg. Stride Length [m]	7.1	7.8	7.6	7.3	7.2	7.0



- [ ] Ranking at each section and finish
- .-.- No data available at this section
- NA No data available



Horse/Jockey Name	Bringyaticket
Final Rank	6
Fastest Section Time (Section)	0:10.78 (1000m)
Top Speed [km/h] (Section)	67.2 (Overall)
Race State	Finished



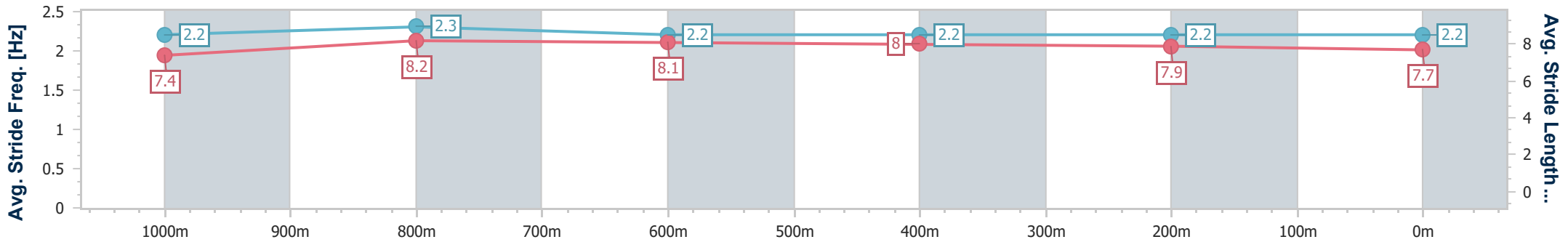
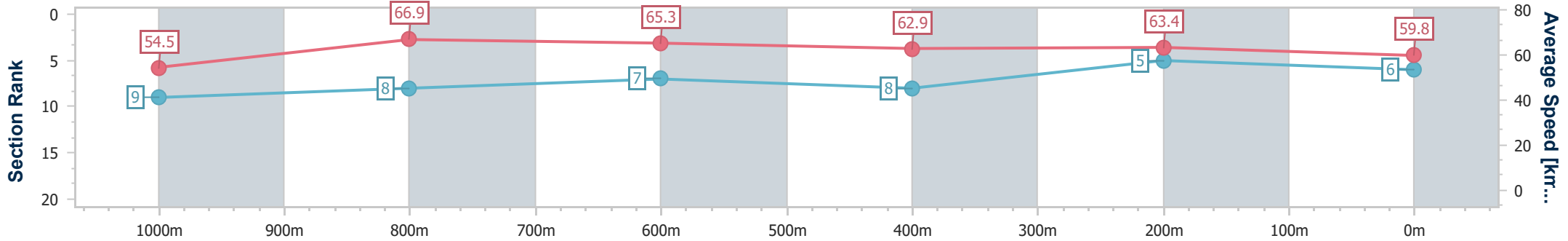
Mackay QLD Professional  
Race 6: JETSON SALVAGE & SCRAP METAL BENCHMARK 70  
Handicap - 1200m



10 August 2024 - 15:24

Track Rating: Good 4, Weather: Fine, Rail Position: True

Section	Overall	1000m	800m	600m	400m	200m
Section Times	1:09.98 [6] (0:13.25)	0:56.73 [9] (0:10.78)	0:45.95 [8] (0:11.00)	0:34.95 [7] (0:11.51)	0:23.44 [8] (0:11.36)	0:12.08 [5] (0:12.08)
Average Speed [km/h]	54.5	66.9	65.3	62.9	63.4	59.8
Top Speed [km/h]	67.2	67.2	66.8	63.8	63.9	63.8
Avg. Dist. to Rail [m]	2.4	0.6	0.5	0.3	1.5	2.4
Avg. Stride Freq. [Hz]	2.2	2.3	2.2	2.2	2.2	2.2
Avg. Stride Length [m]	7.4	8.2	8.1	8.0	7.9	7.7



- [ ] Ranking at each section and finish
- .-.- No data available at this section
- NA No data available



Horse/Jockey Name	Dollson
Final Rank	7
Fastest Section Time (Section)	0:10.82 (1000m)
Top Speed [km/h] (Section)	68.7 (1000m)
Race State	Finished



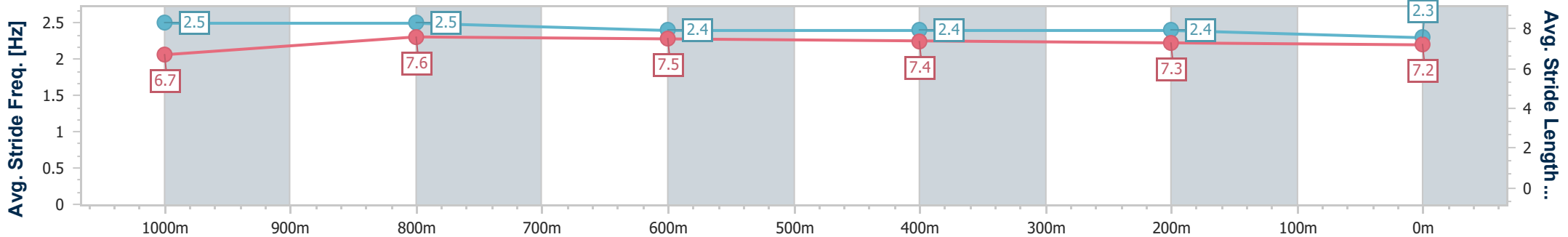
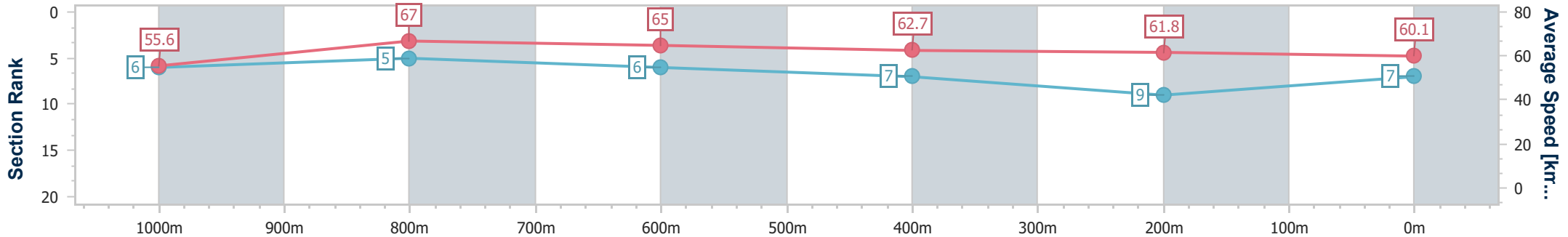
Mackay QLD Professional  
Race 6: JETSON SALVAGE & SCRAP METAL BENCHMARK 70  
Handicap - 1200m



10 August 2024 - 15:24

Track Rating: Good 4, Weather: Fine, Rail Position: True

Section	Overall	1000m	800m	600m	400m	200m
Section Times	1:10.12 [7] (0:12.97)	0:57.15 [6] (0:10.82)	0:46.33 [5] (0:11.15)	0:35.18 [6] (0:11.55)	0:23.63 [7] (0:11.67)	0:11.96 [9] (0:11.96)
Average Speed [km/h]	55.6	67.0	65.0	62.7	61.8	60.1
Top Speed [km/h]	67.3	68.7	67.5	64.1	62.8	61.6
Avg. Dist. to Rail [m]	1.9	1.6	2.6	0.5	2.8	5.0
Avg. Stride Freq. [Hz]	2.5	2.5	2.4	2.4	2.4	2.3
Avg. Stride Length [m]	6.7	7.6	7.5	7.4	7.3	7.2



- [ ] Ranking at each section and finish
- .-.-.- No data available at this section
- NA No data available





Horse/Jockey Name	Deel With Me
Final Rank	8
Fastest Section Time (Section)	0:10.96 (1000m)
Top Speed [km/h] (Section)	66.5 (1000m)
Race State	Finished



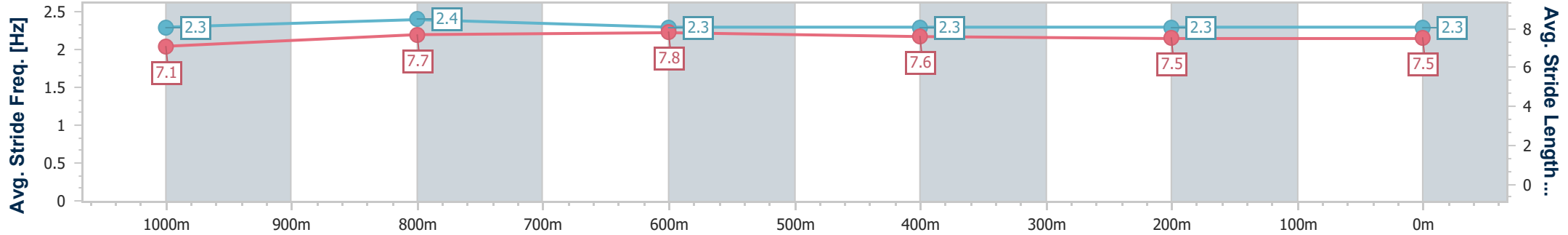
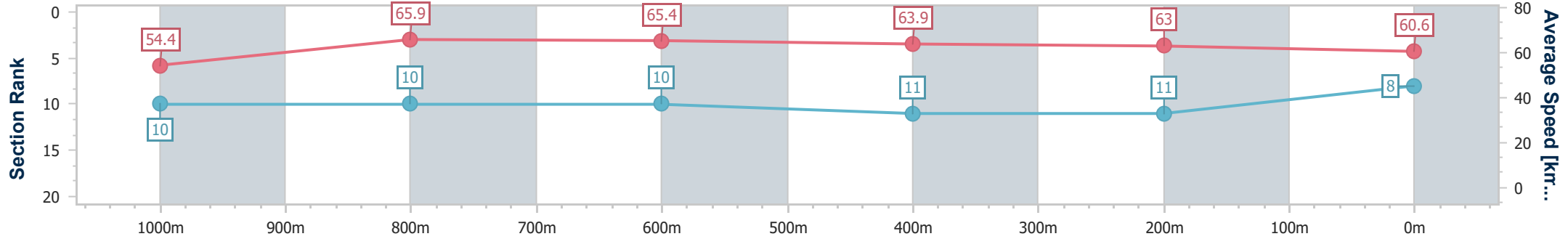
Mackay QLD Professional  
Race 6: JETSON SALVAGE & SCRAP METAL BENCHMARK 70  
Handicap - 1200m



10 August 2024 - 15:24

Track Rating: Good 4, Weather: Fine, Rail Position: True

Section	Overall	1000m	800m	600m	400m	200m
Section Times	1:10.17 [8] (0:13.30)	0:56.87 [10] (0:10.96)	0:45.91 [10] (0:11.09)	0:34.82 [10] (0:11.46)	0:23.36 [11] (0:11.50)	0:11.86 [11] (0:11.86)
Average Speed [km/h]	54.4	65.9	65.4	63.9	63.0	60.6
Top Speed [km/h]	65.9	66.5	66.2	64.3	63.9	62.6
Avg. Dist. to Rail [m]	4.2	1.8	2.5	1.9	4.4	6.7
Avg. Stride Freq. [Hz]	2.3	2.4	2.3	2.3	2.3	2.3
Avg. Stride Length [m]	7.1	7.7	7.8	7.6	7.5	7.5



- [ ] Ranking at each section and finish
- .-.- No data available at this section
- NA No data available



Horse/Jockey Name	Prepotent
Final Rank	9
Fastest Section Time (Section)	0:10.93 (1000m)
Top Speed [km/h] (Section)	67.3 (1000m)
Race State	Finished



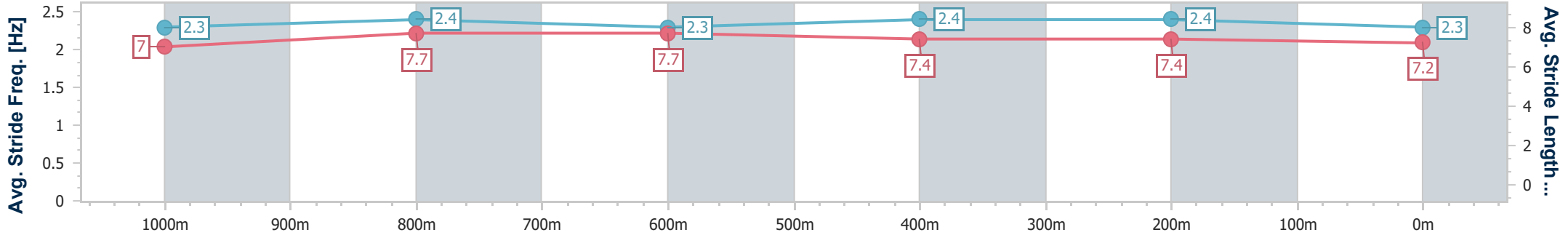
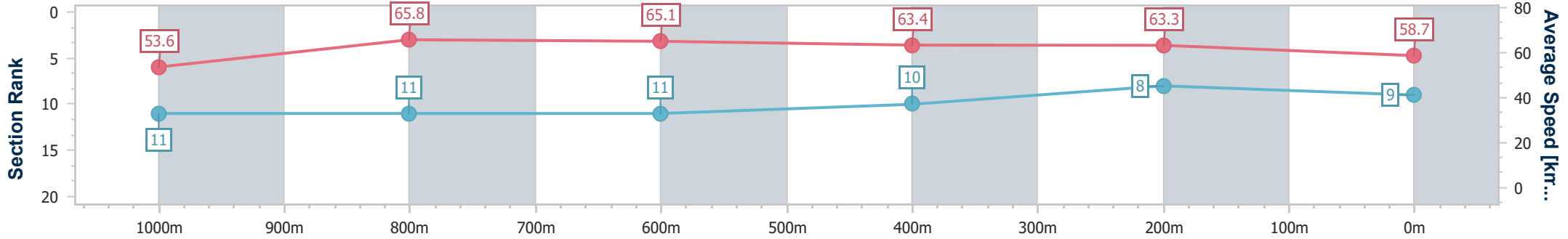
Mackay QLD Professional  
Race 6: JETSON SALVAGE & SCRAP METAL BENCHMARK 70  
Handicap - 1200m



10 August 2024 - 15:24

Track Rating: Good 4, Weather: Fine, Rail Position: True

Section	Overall	1000m	800m	600m	400m	200m
Section Times	1:10.44 [9] (0:13.52)	0:56.92 [11] (0:10.93)	0:45.99 [11] (0:11.10)	0:34.89 [11] (0:11.25)	0:23.64 [10] (0:11.35)	0:12.29 [8] (0:12.29)
Average Speed [km/h]	53.6	65.8	65.1	63.4	63.3	58.7
Top Speed [km/h]	65.9	67.3	65.7	64.3	65.2	64.0
Avg. Dist. to Rail [m]	4.2	0.7	0.9	1.2	0.8	1.4
Avg. Stride Freq. [Hz]	2.3	2.4	2.3	2.4	2.4	2.3
Avg. Stride Length [m]	7.0	7.7	7.7	7.4	7.4	7.2



- [ ] Ranking at each section and finish
- .-.- No data available at this section
- NA No data available



Horse/Jockey Name	Sacca
Final Rank	10
Fastest Section Time (Section)	0:10.88 (1000m)
Top Speed [km/h] (Section)	68.2 (800m)
Race State	Finished



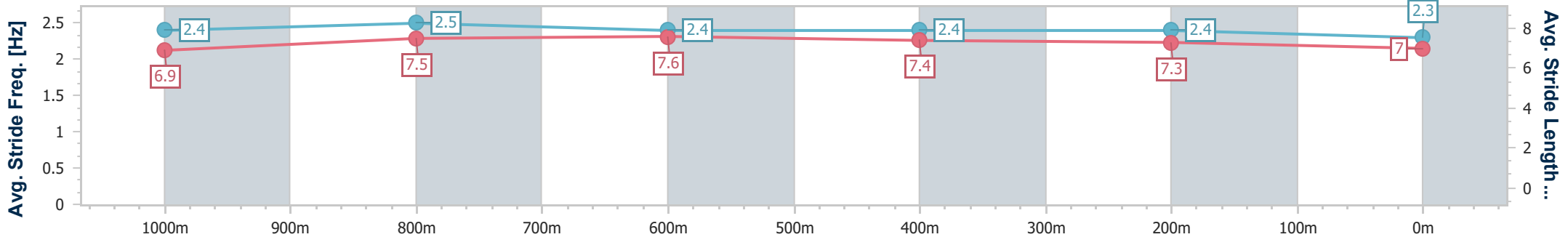
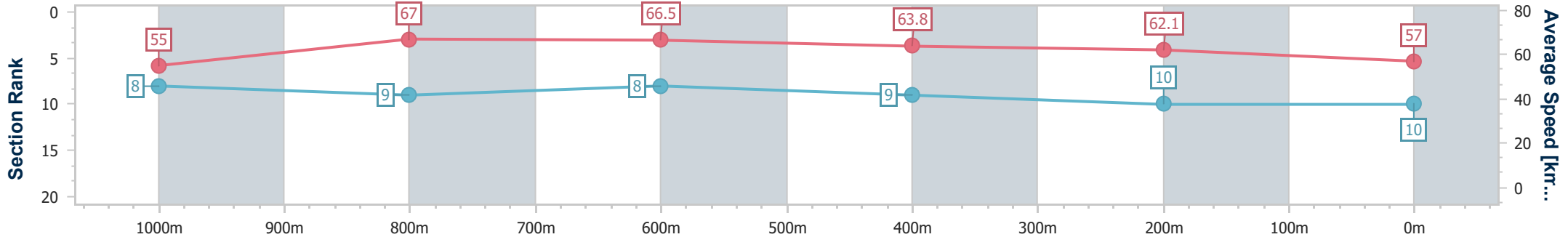
Mackay QLD Professional  
Race 6: JETSON SALVAGE & SCRAP METAL BENCHMARK 70  
Handicap - 1200m



10 August 2024 - 15:24

Track Rating: Good 4, Weather: Fine, Rail Position: True

Section	Overall	1000m	800m	600m	400m	200m
Section Times	1:10.92 [10] (0:13.18)	0:57.74 [8] (0:10.88)	0:46.86 [9] (0:10.98)	0:35.88 [8] (0:11.57)	0:24.31 [9] (0:11.69)	0:12.62 [10] (0:12.62)
Average Speed [km/h]	55.0	67.0	66.5	63.8	62.1	57.0
Top Speed [km/h]	66.1	68.1	68.2	65.0	63.5	61.8
Avg. Dist. to Rail [m]	5.8	4.0	4.6	3.0	6.0	8.1
Avg. Stride Freq. [Hz]	2.4	2.5	2.4	2.4	2.4	2.3
Avg. Stride Length [m]	6.9	7.5	7.6	7.4	7.3	7.0



- [ ] Ranking at each section and finish
- .-.- No data available at this section
- NA No data available



Horse/Jockey Name	Thatfeelsbetter
Final Rank	11
Fastest Section Time (Section)	0:10.88 (1000m)
Top Speed [km/h] (Section)	67.7 (800m)
Race State	Finished



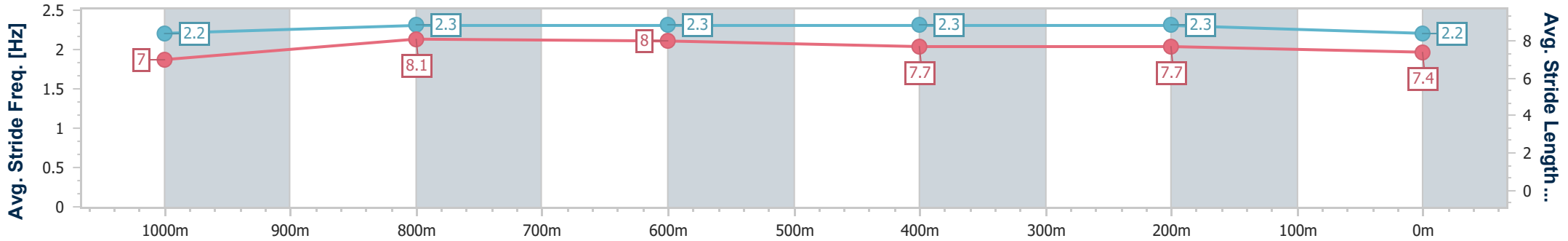
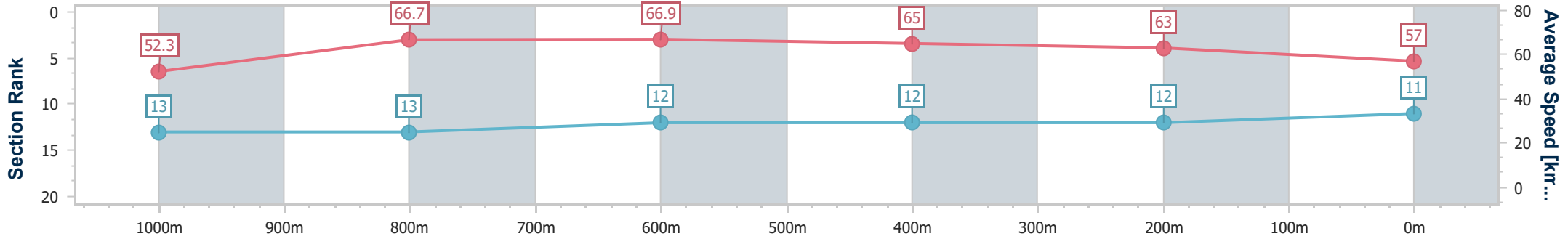
Mackay QLD Professional  
Race 6: JETSON SALVAGE & SCRAP METAL BENCHMARK 70  
Handicap - 1200m



10 August 2024 - 15:24

Track Rating: Good 4, Weather: Fine, Rail Position: True

Section	Overall	1000m	800m	600m	400m	200m
Section Times	1:11.12 [11] (0:13.82)	0:57.30 [13] (0:10.88)	0:46.42 [13] (0:10.89)	0:35.53 [12] (0:11.40)	0:24.13 [12] (0:11.51)	0:12.62 [12]
Average Speed [km/h]	52.3	66.7	66.9	65.0	63.0	57.0
Top Speed [km/h]	66.5	67.4	67.7	66.0	64.4	60.6
Avg. Dist. to Rail [m]	5.1	2.6	3.8	3.4	5.5	6.6
Avg. Stride Freq. [Hz]	2.2	2.3	2.3	2.3	2.3	2.2
Avg. Stride Length [m]	7.0	8.1	8.0	7.7	7.7	7.4



- [ ] Ranking at each section and finish
- .-.- No data available at this section
- NA No data available



Horse/Jockey Name	Bromes
Final Rank	12
Fastest Section Time (Section)	0:10.92 (1000m)
Top Speed [km/h] (Section)	67.7 (1000m)
Race State	Finished



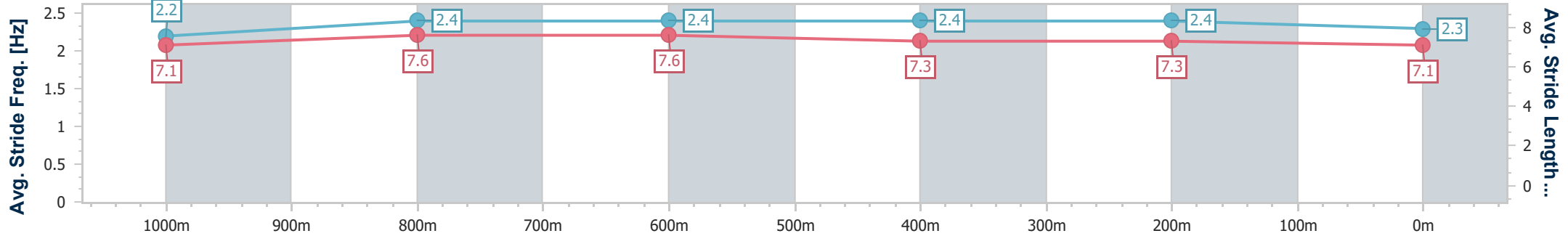
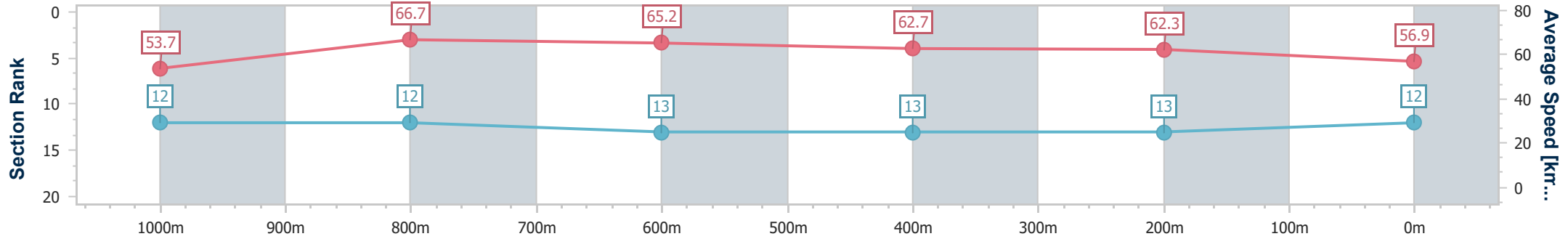
Mackay QLD Professional  
Race 6: JETSON SALVAGE & SCRAP METAL BENCHMARK 70  
Handicap - 1200m



10 August 2024 - 15:24

Track Rating: Good 4, Weather: Fine, Rail Position: True

Section	Overall	1000m	800m	600m	400m	200m
Section Times	1:11.40 [12] (0:13.55)	0:57.85 [12] (0:10.92)	0:46.93 [12] (0:11.12)	0:35.81 [13] (0:11.52)	0:24.29 [13] (0:11.64)	0:12.65 [13] (0:12.65)
Average Speed [km/h]	53.7	66.7	65.2	62.7	62.3	56.9
Top Speed [km/h]	66.8	67.7	66.1	65.8	63.8	61.0
Avg. Dist. to Rail [m]	8.6	2.2	2.2	0.7	4.6	8.3
Avg. Stride Freq. [Hz]	2.2	2.4	2.4	2.4	2.4	2.3
Avg. Stride Length [m]	7.1	7.6	7.6	7.3	7.3	7.1



- [ ] Ranking at each section and finish
- .-.- No data available at this section
- NA No data available



Horse/Jockey Name	Invincible Jet
Final Rank	13
Fastest Section Time (Section)	0:10.75 (1000m)
Top Speed [km/h] (Section)	67.9 (1000m)
Race State	Finished

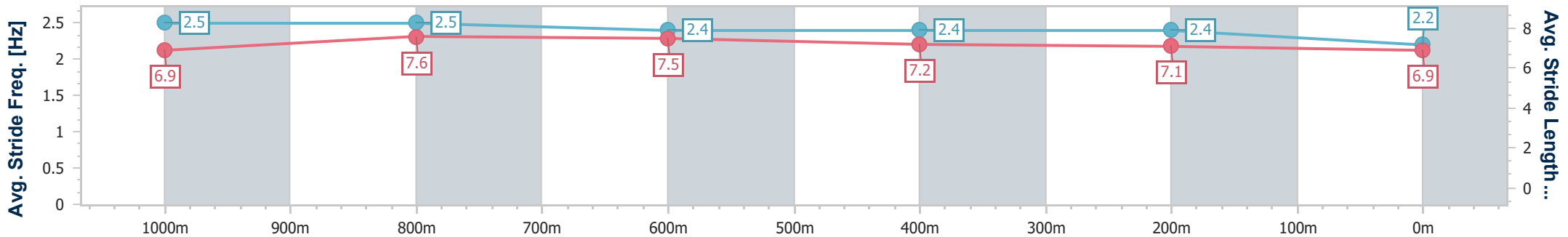
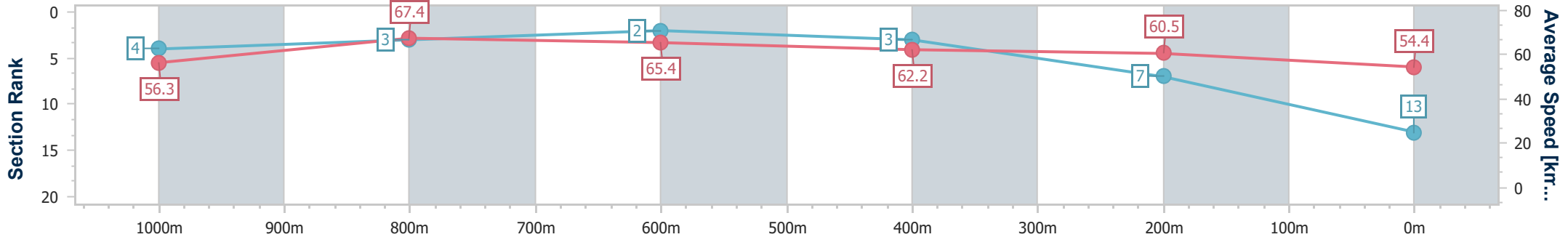


Mackay QLD Professional  
 Race 6: JETSON SALVAGE & SCRAP METAL BENCHMARK 70  
 Handicap - 1200m  
 10 August 2024 - 15:24



Track Rating: Good 4, Weather: Fine, Rail Position: True

Section	Overall	1000m	800m	600m	400m	200m
Section Times	1:11.42 [13] (0:12.81)	0:58.61 [4] (0:10.75)	0:47.86 [3] (0:11.06)	0:36.80 [2] (0:11.61)	0:25.19 [3] (0:11.91)	0:13.28 [7] (0:13.28)
Average Speed [km/h]	56.3	67.4	65.4	62.2	60.5	54.4
Top Speed [km/h]	67.0	67.9	66.4	63.8	61.9	58.4
Avg. Dist. to Rail [m]	2.7	1.5	1.8	0.4	2.4	3.0
Avg. Stride Freq. [Hz]	2.5	2.5	2.4	2.4	2.4	2.2
Avg. Stride Length [m]	6.9	7.6	7.5	7.2	7.1	6.9



- [ ] Ranking at each section and finish
- .-.- No data available at this section
- NA No data available



# Mackay QLD Professional

## Race 7: LADBROKES MACKAY CUP - 2000m

10 August 2024 - 16:04



MACKAY TURF CLUB  
Ooralea Racecourse

Track Rating: Good 4, Weather: Fine, Rail Position: True

Section		Overall	1800m	1600m	1400m	1200m	1000m	800m	Last 600m					
Field Times		2:00.53 (0:12.70)	1:47.83 (0:10.96)	1:36.87 (0:12.04)	1:24.83 (0:12.82)	1:12.01 (0:12.46)	0:59.55 (0:12.29)	0:47.26 (0:11.79)	0:35.47					
Rank	TAB	Horse/Jockey	Barrier	Top Speed [km/h]	Fastest Section								Distance Travelled [m]	
1	2	<b>HYPE</b> Teagan Voorham	17	67.4 600m	0:11.07 400m	2:00.53 [1] (0:13.69)	1:46.84 [11] (0:11.60)	1:35.24 [11] (0:12.30)	1:22.94 [13] (0:12.69)	1:10.25 [13] (0:12.35)	0:57.90 [14] (0:12.11)	0:45.79 [14] (0:11.78)	0:34.01	
2	1	<b>WARP SPEED</b> Michael Cahill	11	64.2 Overall	0:11.50 1800m	2:00.72 [2] (0:12.95)	1:47.77 [4] (0:11.50)	1:36.27 [5] (0:12.23)	1:24.04 [6] (0:12.72)	1:11.32 [5] (0:12.37)	0:58.95 [6] (0:12.24)	0:46.71 [5] (0:11.69)	0:35.02	-9
3	4	<b>CASHIN' CHEX</b> Warwick Satherley	8	66.4 Overall	0:11.34 1800m	2:00.92 [3] (0:13.23)	1:47.69 [7] (0:11.34)	1:36.35 [7] (0:12.10)	1:24.25 [5] (0:12.74)	1:11.51 [6] (0:12.34)	0:59.17 [5] (0:12.34)	0:46.83 [6] (0:11.67)	0:35.16	-10
4	12	<b>MAHAGONI</b> Georgina Cartwright	2	66.2 1800m	0:11.08 1800m	2:01.03 [4] (0:13.07)	1:47.96 [5] (0:11.08)	1:36.88 [3] (0:12.05)	1:24.83 [3] (0:12.76)	1:12.07 [3] (0:12.44)	0:59.63 [3] (0:12.37)	0:47.26 [3] (0:11.69)	0:35.57	-11
5	7	<b>GALIFIANAKIS</b> Chris Whiteley	1	66.5 1800m	0:10.96 1800m	2:01.28 [5] (0:12.70)	1:48.58 [1] (0:10.96)	1:37.62 [1] (0:12.04)	1:25.58 [1] (0:12.82)	1:12.76 [1] (0:12.46)	1:00.30 [1] (0:12.29)	0:48.01 [1] (0:11.79)	0:36.22	-13
6	14	<b>KICK ON COMMAND</b> Samantha Collett	3	67.0 1800m	0:11.22 1800m	2:01.33 [6] (0:12.94)	1:48.39 [3] (0:11.22)	1:37.17 [4] (0:12.22)	1:24.95 [4] (0:12.72)	1:12.23 [4] (0:12.55)	0:59.68 [4] (0:12.32)	0:47.36 [4] (0:11.56)	0:35.80	-11
7	10	<b>A DEEL OF HUMOUR</b> Anthony Allen	16	65.3 Overall	0:11.47 1800m	2:01.57 [7] (0:13.44)	1:48.13 [8] (0:11.47)	1:36.66 [8] (0:12.28)	1:24.38 [9] (0:12.87)	1:11.51 [9] (0:12.43)	0:59.08 [12] (0:12.21)	0:46.87 [13] (0:11.77)	0:35.10	-11
8	15	<b>SUCH A WHIT</b> Jackson Murphy	19	65.8 Overall	0:11.36 1800m	2:01.59 [8] (0:13.20)	1:48.39 [6] (0:11.36)	1:37.03 [6] (0:12.37)	1:24.66 [7] (0:12.78)	1:11.88 [7] (0:12.30)	0:59.58 [7] (0:12.22)	0:47.36 [7] (0:11.77)	0:35.59	-4
9	13	<b>MAJOR ARTIE</b> Nathan Thomas	10	67.1 1800m	0:10.99 1800m	2:01.68 [9] (0:12.83)	1:48.85 [2] (0:10.99)	1:37.86 [2] (0:12.08)	1:25.78 [2] (0:12.76)	1:13.02 [2] (0:12.48)	1:00.54 [2] (0:12.29)	0:48.25 [2] (0:11.78)	0:36.47	-7
10	11	<b>SAYL</b> Shannon Apthorpe	14	63.8 1800m	0:11.60 1800m	2:02.14 [10] (0:13.51)	1:48.63 [10] (0:11.60)	1:37.03 [10] (0:12.25)	1:24.78 [10] (0:12.78)	1:12.00 [11] (0:12.39)	0:59.61 [13] (0:12.09)	0:47.52 [11] (0:11.86)	0:35.66	-3

Scratched: Motamayiz (#19), Andalus (#3), Knife's Edge (#17), Southern Stock (#8), Tidal Creek (#9)

[ ] Ranking at each section and finish  
 -:-:- No data available at this section  
 NA No data available

SCN Saddle cloth number  
 DNF Did not finish  
 DNT Did not track



# Mackay QLD Professional

## Race 7: LADBROKES MACKAY CUP - 2000m

10 August 2024 - 16:04



MACKAY TURF CLUB  
Ooralea Racecourse

Track Rating: Good 4, Weather: Fine, Rail Position: True

Section	Overall	1800m	1600m	1400m	1200m	1000m	800m	Last 600m						
Field Times	2:00.53 (0:12.70)	1:47.83 (0:10.96)	1:36.87 (0:12.04)	1:24.83 (0:12.82)	1:12.01 (0:12.46)	0:59.55 (0:12.29)	0:47.26 (0:11.79)	0:35.47						
Rank	TAB	Horse/Jockey	Barrier	Top Speed [km/h]	Fastest Section									Distance Travelled [m]
11	6	<b>FORTIFIED</b> Zac Sprie	12	63.5 1800m	0:11.61 1800m	2:02.42 [11] (0:13.74)	1:48.68 [12] (0:11.61)	1:37.07 [12] (0:12.07)	1:25.00 [11] (0:12.79)	1:12.21 [12] (0:12.26)	0:59.95 [10] (0:12.18)	0:47.77 [12] (0:11.71)	0:36.06	-16
12	18	<b>SEERESS</b> Justin Stanley	4	65.0 1800m	0:11.50 1800m	2:02.64 [12] (0:13.47)	1:49.17 [9] (0:11.50)	1:37.67 [9] (0:12.14)	1:25.53 [8] (0:12.90)	1:12.63 [8] (0:12.31)	1:00.32 [9] (0:12.17)	0:48.15 [9] (0:11.81)	0:36.34	-22
13	16	<b>VALLEY OF DREAMS</b> Micheal Hellyer	18	63.4 1800m	0:11.56 1800m	2:02.74 [13] (0:13.92)	1:48.82 [13] (0:11.56)	1:37.26 [13] (0:12.06)	1:25.20 [12] (0:12.57)	1:12.63 [10] (0:12.11)	1:00.52 [8] (0:12.08)	0:48.44 [8] (0:11.79)	0:36.65	-12
14	5	<b>DEEPSTRIKE</b> Chelsea Jokic	15	63.6 1800m	0:11.52 1800m	2:02.75 [14] (0:14.04)	1:48.71 [14] (0:11.52)	1:37.19 [14] (0:12.11)	1:25.08 [14] (0:12.64)	1:12.44 [14] (0:12.18)	1:00.26 [11] (0:12.05)	0:48.21 [10] (0:11.76)	0:36.45	-1

Scratched: Motamayiz (#19), Andalus (#3), Knife's Edge (#17), Southern Stock (#8), Tidal Creek (#9)

[ ] Ranking at each section and finish  
 -:-:-:- No data available at this section  
 NA No data available

SCN Saddle cloth number  
 DNF Did not finish  
 DNT Did not track



# Mackay QLD Professional

## Race 7: LADBROKES MACKAY CUP - 2000m

10 August 2024 - 16:04



MACKAY TURF CLUB  
Ooralea Racecourse

Track Rating: Good 4, Weather: Fine, Rail Position: True

Section				600m	400m	200m			Last 600m		
Field Times				0:35.47 (0:11.75)	0:23.72 (0:11.85)	0:11.87 (0:11.87)			0:35.47		
Rank	TAB	Horse/Jockey	Barrier	Top Speed [km/h]	Fastest Section	Margin			Distance Travelled [m]		
1	2	<b>HYPE</b> Teagan Voorham	17	67.4 600m	0:11.07 400m	0:34.01 [14] (0:11.36)	0:22.65 [8] (0:11.07)	0:11.58 [6] (0:11.58)	2:00.53	0:34.01	
2	1	<b>WARP SPEED</b> Michael Cahill	11	64.2 Overall	0:11.50 1800m	0:35.02 [5] (0:11.55)	0:23.47 [5] (0:11.50)	0:11.97 [4] (0:11.97)	1.1L	0:35.02	-9
3	4	<b>CASHIN' CHEX</b> Warwick Satherley	8	66.4 Overall	0:11.34 1800m	0:35.16 [6] (0:11.48)	0:23.68 [4] (0:11.58)	0:12.10 [5] (0:12.10)	2.25L	0:35.16	-10
4	12	<b>MAHAGONI</b> Georgina Cartwright	2	66.2 1800m	0:11.08 1800m	0:35.57 [3] (0:11.62)	0:23.95 [3] (0:11.58)	0:12.37 [1] (0:12.37)	2.91L	0:35.57	-11
5	7	<b>GALIFIANAKIS</b> Chris Whiteley	1	66.5 1800m	0:10.96 1800m	0:36.22 [1] (0:11.78)	0:24.44 [2] (0:11.86)	0:12.58 [2] (0:12.58)	4.41L	0:36.22	-13
6	14	<b>KICK ON COMMAND</b> Samantha Collett	3	67.0 1800m	0:11.22 1800m	0:35.80 [4] (0:11.76)	0:24.04 [6] (0:11.77)	0:12.27 [7] (0:12.27)	4.71L	0:35.80	-11
7	10	<b>A DEEL OF HUMOUR</b> Anthony Allen	16	65.3 Overall	0:11.47 1800m	0:35.10 [12] (0:11.56)	0:23.54 [10] (0:11.47)	0:12.07 [9] (0:12.07)	6.12L	0:35.10	-11
8	15	<b>SUCH A WHIT</b> Jackson Murphy	19	65.8 Overall	0:11.36 1800m	0:35.59 [7] (0:11.73)	0:23.86 [7] (0:11.60)	0:12.26 [8] (0:12.26)	6.21L	0:35.59	-4
9	13	<b>MAJOR ARTIE</b> Nathan Thomas	10	67.1 1800m	0:10.99 1800m	0:36.47 [2] (0:11.60)	0:24.87 [1] (0:11.90)	0:12.97 [3] (0:12.97)	6.75L	0:36.47	-7
10	11	<b>SAYL</b> Shannon Apthorpe	14	63.8 1800m	0:11.60 1800m	0:35.66 [13] (0:11.91)	0:23.75 [14] (0:11.75)	0:12.00 [14] (0:12.00)	9.45L	0:35.66	-3

Scratched: Motamayiz (#19), Andalus (#3), Knife's Edge (#17), Southern Stock (#8), Tidal Creek (#9)



# Mackay QLD Professional

## Race 7: LADBROKES MACKAY CUP - 2000m

10 August 2024 - 16:04



MACKAY TURF CLUB  
Ooralea Racecourse

Track Rating: Good 4, Weather: Fine, Rail Position: True

Section		600m	400m	200m				Last 600m		
Field Times		0:35.47 (0:11.75)	0:23.72 (0:11.85)	0:11.87 (0:11.87)				0:35.47		
Rank	TAB Horse/Jockey	Barrier	Top Speed [km/h]	Fastest Section	Margin			Distance Travelled [m]		
11	6 FORTIFIED Zac Sprie	12	63.5 1800m	0:11.61 1800m	0:36.06 [11] (0:11.71)	0:24.35 [13] (0:11.97)	0:12.38 [12] (0:12.38)	11.11L	0:36.06	-16
12	18 SEERESS Justin Stanley	4	65.0 1800m	0:11.50 1800m	0:36.34 [9] (0:11.76)	0:24.58 [11] (0:11.75)	0:12.83 [11] (0:12.83)	12.39L	0:36.34	-22
13	16 VALLEY OF DREAMS Micheal Hellyer	18	63.4 1800m	0:11.56 1800m	0:36.65 [8] (0:11.83)	0:24.82 [9] (0:11.85)	0:12.97 [10] (0:12.97)	13L	0:36.65	-12
14	5 DEEPSTRIKE Chelsea Jokic	15	63.6 1800m	0:11.52 1800m	0:36.45 [10] (0:11.77)	0:24.68 [12] (0:11.99)	0:12.69 [13] (0:12.69)	13.05L	0:36.45	-1

Scratched: Motamayiz (#19), Andalus (#3), Knife's Edge (#17), Southern Stock (#8), Tidal Creek (#9)

[ ] Ranking at each section and finish  
 -:-:-:- No data available at this section  
 NA No data available

SCN Saddle cloth number  
 DNF Did not finish  
 DNT Did not track



Horse/Jockey Name	Hype
Final Rank	1
Fastest Section Time (Section)	0:11.07 (400m)
Top Speed [km/h] (Section)	67.4 (600m)
Race State	Finished



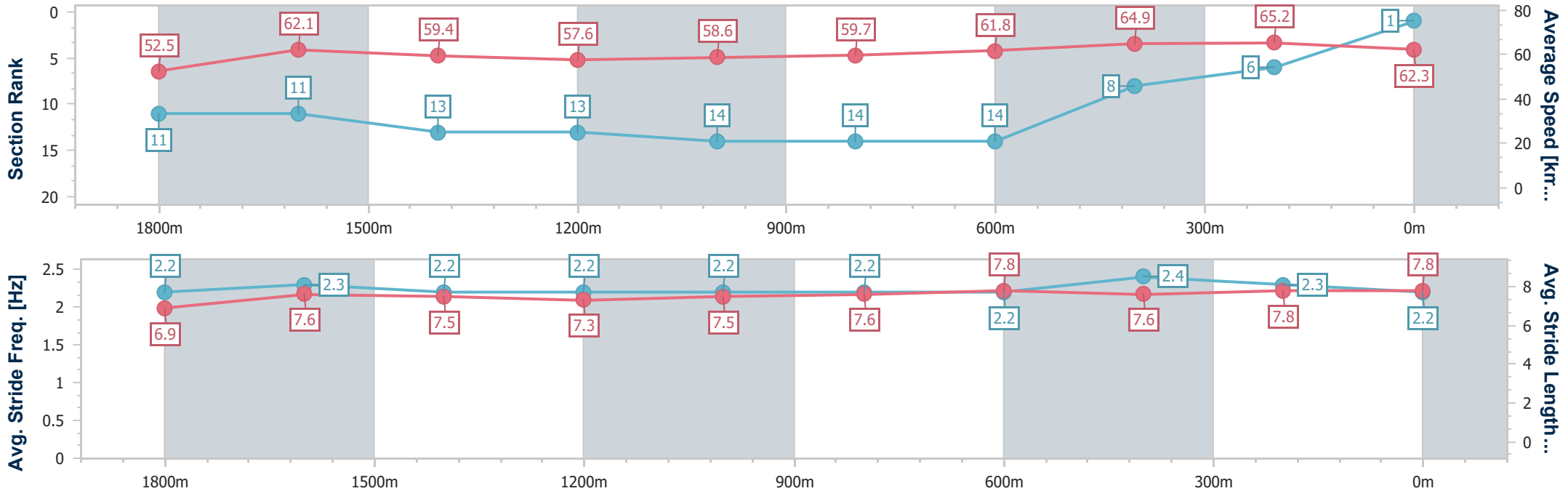
Mackay QLD Professional  
Race 7: LADBROKES MACKAY CUP - 2000m



10 August 2024 - 16:04

Track Rating: Good 4, Weather: Fine, Rail Position: True

Section	Overall	1800m	1600m	1400m	1200m	1000m	800m	600m	400m	200m
Section Times	2:00.53 [1] (0:13.69)	1:46.84 [11] (0:11.60)	1:35.24 [11] (0:12.30)	1:22.94 [13] (0:12.69)	1:10.25 [13] (0:12.35)	0:57.90 [14] (0:12.11)	0:45.79 [14] (0:11.78)	0:34.01 [14] (0:11.36)	0:22.65 [8] (0:11.07)	0:11.58 [6] (0:11.58)
Average Speed [km/h]	52.5	62.1	59.4	57.6	58.6	59.7	61.8	64.9	65.2	62.3
Top Speed [km/h]	63.1	63.4	60.0	58.9	60.7	60.7	63.1	67.4	66.4	65.2
Avg. Dist. to Rail [m]	5.7	2.2	2.2	2.5	2.4	1.9	2.3	3.2	4.2	5.2
Avg. Stride Freq. [Hz]	2.2	2.3	2.2	2.2	2.2	2.2	2.2	2.4	2.3	2.2
Avg. Stride Length [m]	6.9	7.6	7.5	7.3	7.5	7.6	7.8	7.6	7.8	7.8



- [ ] Ranking at each section and finish
- .-.- No data available at this section
- NA No data available



Horse/Jockey Name	Warp Speed
Final Rank	2
Fastest Section Time (Section)	0:11.50 (1800m)
Top Speed [km/h] (Section)	64.2 (Overall)
Race State	Finished



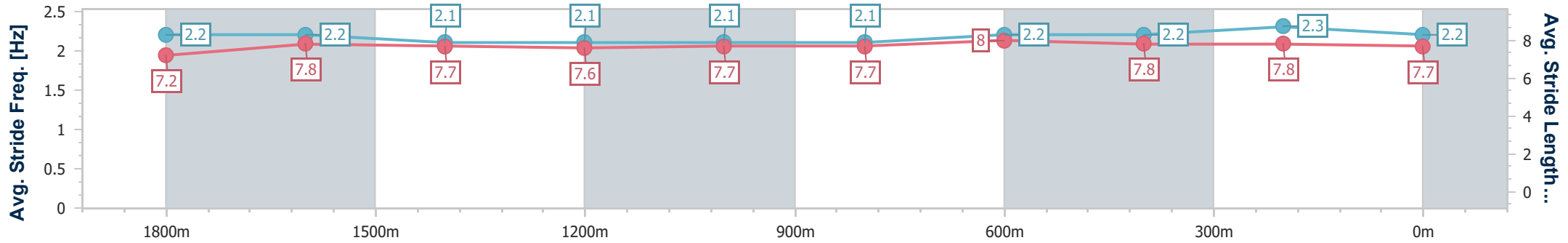
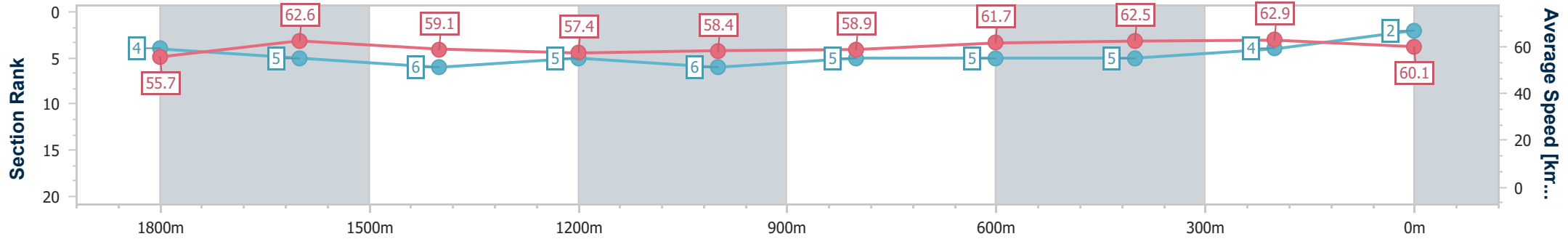
Mackay QLD Professional  
Race 7: LADBROKES MACKAY CUP - 2000m



10 August 2024 - 16:04

Track Rating: Good 4, Weather: Fine, Rail Position: True

Section	Overall	1800m	1600m	1400m	1200m	1000m	800m	600m	400m	200m
Section Times	2:00.72 [2] (0:12.95)	1:47.77 [4] (0:11.50)	1:36.27 [5] (0:12.23)	1:24.04 [6] (0:12.72)	1:11.32 [5] (0:12.37)	0:58.95 [6] (0:12.24)	0:46.71 [5] (0:11.69)	0:35.02 [5] (0:11.55)	0:23.47 [5] (0:11.50)	0:11.97 [4] (0:11.97)
Average Speed [km/h]	55.7	62.6	59.1	57.4	58.4	58.9	61.7	62.5	62.9	60.1
Top Speed [km/h]	64.2	64.2	61.7	58.0	60.3	60.4	62.8	63.9	63.4	63.2
Avg. Dist. to Rail [m]	4.2	1.7	1.0	2.1	2.0	0.7	0.5	1.0	3.2	4.8
Avg. Stride Freq. [Hz]	2.2	2.2	2.1	2.1	2.1	2.1	2.2	2.2	2.3	2.2
Avg. Stride Length [m]	7.2	7.8	7.7	7.6	7.7	7.7	8.0	7.8	7.8	7.7



- [ ] Ranking at each section and finish
- .-.- No data available at this section
- NA No data available



Horse/Jockey Name	Cashin' Chex
Final Rank	3
Fastest Section Time (Section)	0:11.34 (1800m)
Top Speed [km/h] (Section)	66.4 (Overall)
Race State	Finished



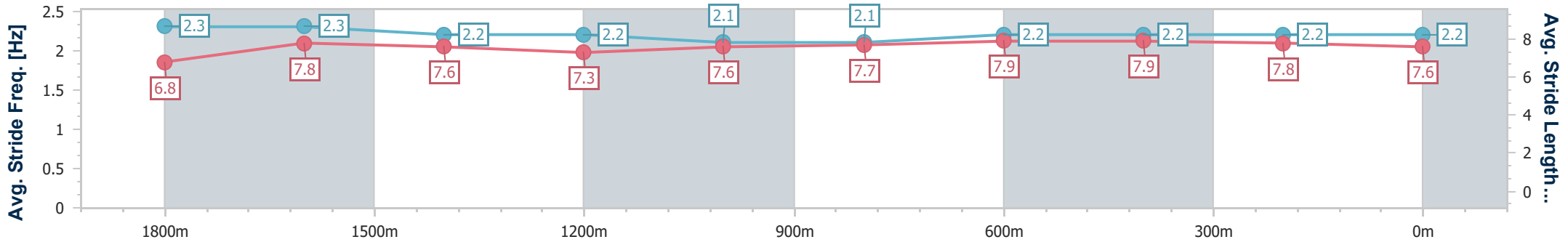
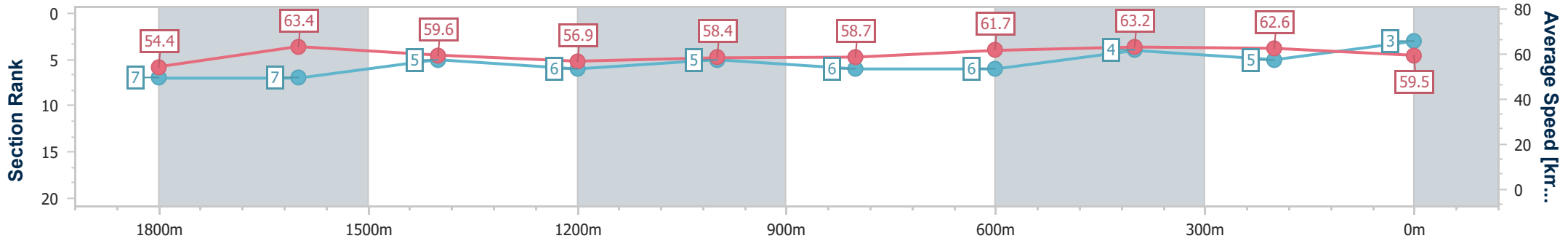
Mackay QLD Professional  
Race 7: LADBROKES MACKAY CUP - 2000m



10 August 2024 - 16:04

Track Rating: Good 4, Weather: Fine, Rail Position: True

Section	Overall	1800m	1600m	1400m	1200m	1000m	800m	600m	400m	200m
Section Times	2:00.92 [3] (0:13.23)	1:47.69 [7] (0:11.34)	1:36.35 [7] (0:12.10)	1:24.25 [5] (0:12.74)	1:11.51 [6] (0:12.34)	0:59.17 [5] (0:12.34)	0:46.83 [6] (0:11.67)	0:35.16 [6] (0:11.48)	0:23.68 [4] (0:11.58)	0:12.10 [5] (0:12.10)
Average Speed [km/h]	54.4	63.4	59.6	56.9	58.4	58.7	61.7	63.2	62.6	59.5
Top Speed [km/h]	66.4	66.4	61.8	58.3	60.9	60.2	62.9	64.0	63.9	61.9
Avg. Dist. to Rail [m]	2.0	0.9	0.3	1.0	1.6	1.4	0.9	1.5	2.9	2.0
Avg. Stride Freq. [Hz]	2.3	2.3	2.2	2.2	2.1	2.1	2.2	2.2	2.2	2.2
Avg. Stride Length [m]	6.8	7.8	7.6	7.3	7.6	7.7	7.9	7.9	7.8	7.6



- [ ] Ranking at each section and finish
- .-.- No data available at this section
- NA No data available



Horse/Jockey Name	Mahagoni
Final Rank	4
Fastest Section Time (Section)	0:11.08 (1800m)
Top Speed [km/h] (Section)	66.2 (1800m)
Race State	Finished



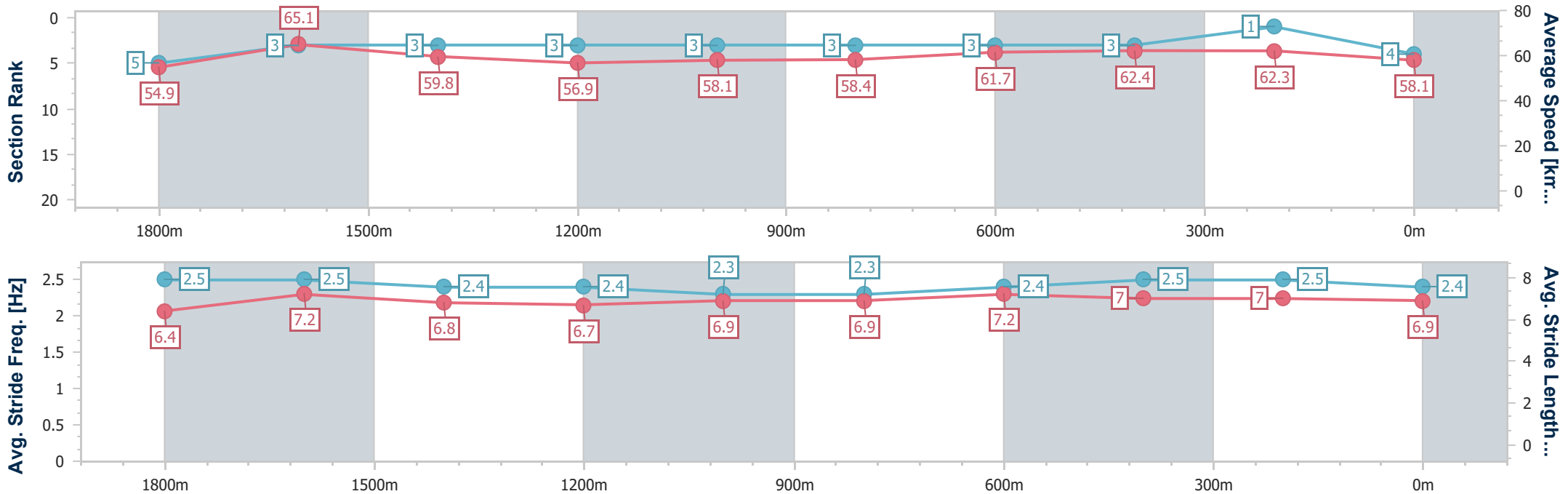
Mackay QLD Professional  
Race 7: LADBROKES MACKAY CUP - 2000m



10 August 2024 - 16:04

Track Rating: Good 4, Weather: Fine, Rail Position: True

Section	Overall	1800m	1600m	1400m	1200m	1000m	800m	600m	400m	200m
Section Times	2:01.03 [4] (0:13.07)	1:47.96 [5] (0:11.08)	1:36.88 [3] (0:12.05)	1:24.83 [3] (0:12.76)	1:12.07 [3] (0:12.44)	0:59.63 [3] (0:12.37)	0:47.26 [3] (0:11.69)	0:35.57 [3] (0:11.62)	0:23.95 [3] (0:11.58)	0:12.37 [1] (0:12.37)
Average Speed [km/h]	54.9	65.1	59.8	56.9	58.1	58.4	61.7	62.4	62.3	58.1
Top Speed [km/h]	66.0	66.2	64.0	57.6	59.2	60.1	63.3	63.9	63.2	61.9
Avg. Dist. to Rail [m]	0.7	0.4	0.2	1.6	1.7	1.2	0.9	1.2	1.8	3.2
Avg. Stride Freq. [Hz]	2.5	2.5	2.4	2.4	2.3	2.3	2.4	2.5	2.5	2.4
Avg. Stride Length [m]	6.4	7.2	6.8	6.7	6.9	6.9	7.2	7.0	7.0	6.9



- [ ] Ranking at each section and finish
- .-.- No data available at this section
- NA No data available



Horse/Jockey Name	Galifianakis
Final Rank	5
Fastest Section Time (Section)	0:10.96 (1800m)
Top Speed [km/h] (Section)	66.5 (1800m)
Race State	Finished



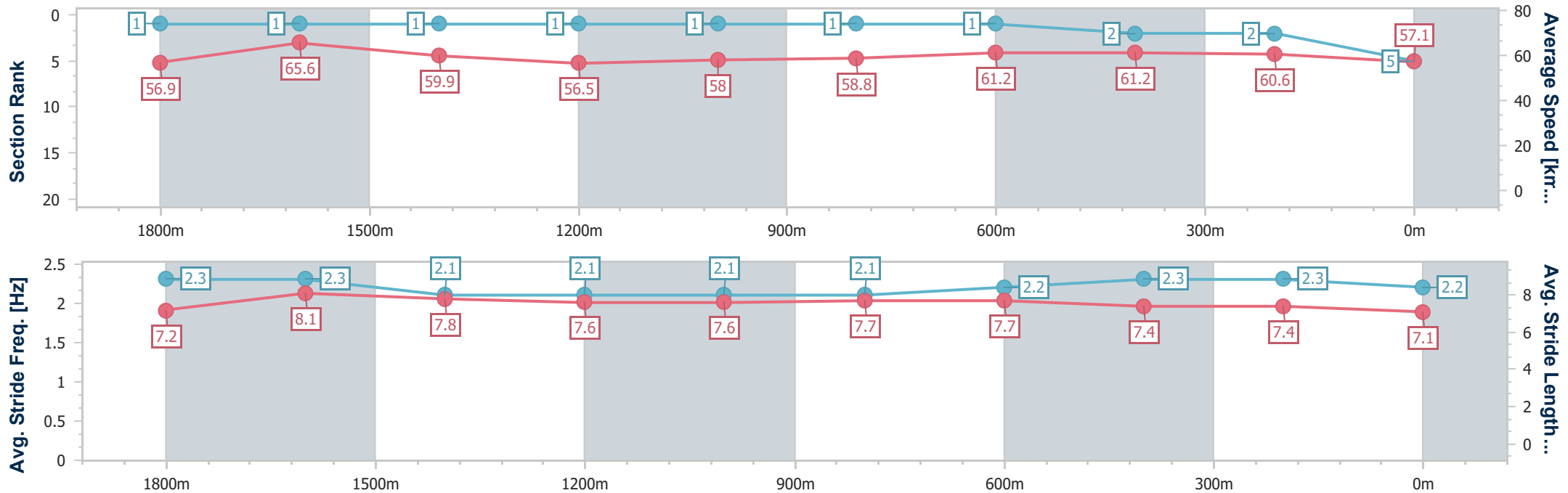
Mackay QLD Professional  
Race 7: LADBROKES MACKAY CUP - 2000m



10 August 2024 - 16:04

Track Rating: Good 4, Weather: Fine, Rail Position: True

Section	Overall	1800m	1600m	1400m	1200m	1000m	800m	600m	400m	200m
Section Times	2:01.28 [5] (0:12.70)	1:48.58 [1] (0:10.96)	1:37.62 [1] (0:12.04)	1:25.58 [1] (0:12.82)	1:12.76 [1] (0:12.46)	1:00.30 [1] (0:12.29)	0:48.01 [1] (0:11.79)	0:36.22 [1] (0:11.78)	0:24.44 [2] (0:11.86)	0:12.58 [2] (0:12.58)
Average Speed [km/h]	56.9	65.6	59.9	56.5	58.0	58.8	61.2	61.2	60.6	57.1
Top Speed [km/h]	66.1	66.5	63.3	57.3	58.8	60.2	62.0	62.1	62.3	60.2
Avg. Dist. to Rail [m]	0.6	0.7	0.3	1.6	1.8	1.2	1.0	0.3	0.8	1.1
Avg. Stride Freq. [Hz]	2.3	2.3	2.1	2.1	2.1	2.1	2.2	2.3	2.3	2.2
Avg. Stride Length [m]	7.2	8.1	7.8	7.6	7.6	7.7	7.7	7.4	7.4	7.1



- [ ] Ranking at each section and finish
- .-.- No data available at this section
- NA No data available



Horse/Jockey Name	Kick On Command
Final Rank	6
Fastest Section Time (Section)	0:11.22 (1800m)
Top Speed [km/h] (Section)	67.0 (1800m)
Race State	Finished



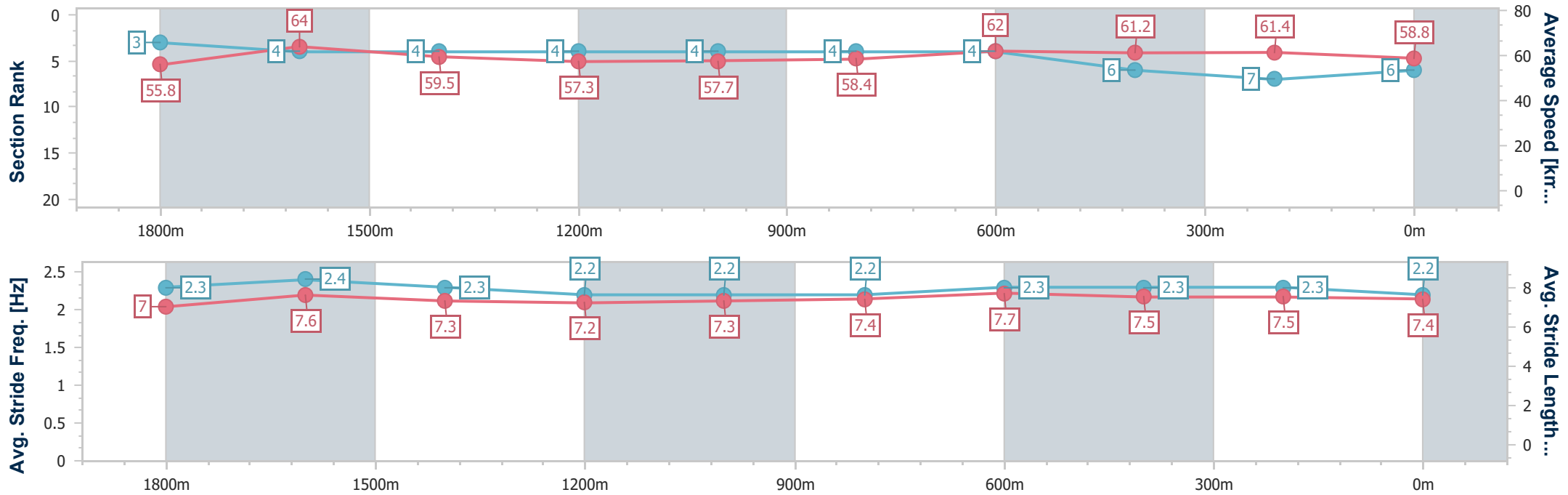
Mackay QLD Professional  
Race 7: LADBROKES MACKAY CUP - 2000m



10 August 2024 - 16:04

Track Rating: Good 4, Weather: Fine, Rail Position: True

Section	Overall	1800m	1600m	1400m	1200m	1000m	800m	600m	400m	200m
Section Times	2:01.33 [6] (0:12.94)	1:48.39 [3] (0:11.22)	1:37.17 [4] (0:12.22)	1:24.95 [4] (0:12.72)	1:12.23 [4] (0:12.55)	0:59.68 [4] (0:12.32)	0:47.36 [4] (0:11.56)	0:35.80 [4] (0:11.76)	0:24.04 [6] (0:11.77)	0:12.27 [7] (0:12.27)
Average Speed [km/h]	55.8	64.0	59.5	57.3	57.7	58.4	62.0	61.2	61.4	58.8
Top Speed [km/h]	65.0	67.0	62.7	58.4	59.6	60.7	64.0	62.6	62.1	61.9
Avg. Dist. to Rail [m]	1.2	1.3	1.5	2.2	1.9	0.6	1.0	1.3	2.9	5.7
Avg. Stride Freq. [Hz]	2.3	2.4	2.3	2.2	2.2	2.2	2.3	2.3	2.3	2.2
Avg. Stride Length [m]	7.0	7.6	7.3	7.2	7.3	7.4	7.7	7.5	7.5	7.4



- [ ] Ranking at each section and finish
- .-.- No data available at this section
- NA No data available





Horse/Jockey Name	A Deel Of Humour
Final Rank	7
Fastest Section Time (Section)	0:11.47 (1800m)
Top Speed [km/h] (Section)	65.3 (Overall)
Race State	Finished



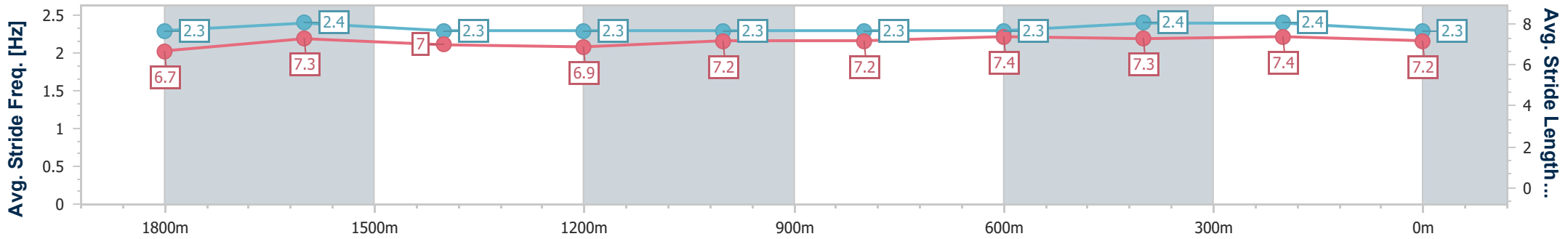
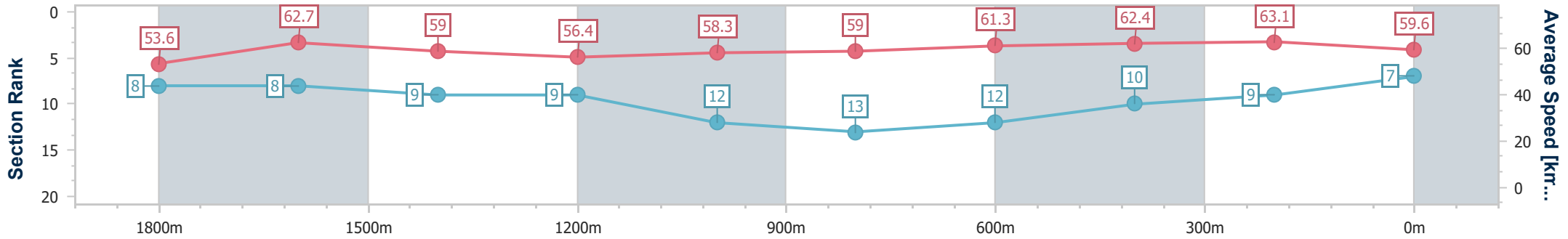
Mackay QLD Professional  
Race 7: LADBROKES MACKAY CUP - 2000m



10 August 2024 - 16:04

Track Rating: Good 4, Weather: Fine, Rail Position: True

Section	Overall	1800m	1600m	1400m	1200m	1000m	800m	600m	400m	200m
Section Times	2:01.57 [7] (0:13.44)	1:48.13 [8] (0:11.47)	1:36.66 [8] (0:12.28)	1:24.38 [9] (0:12.87)	1:11.51 [9] (0:12.43)	0:59.08 [12] (0:12.21)	0:46.87 [13] (0:11.77)	0:35.10 [12] (0:11.56)	0:23.54 [10] (0:11.47)	0:12.07 [9] (0:12.07)
Average Speed [km/h]	53.6	62.7	59.0	56.4	58.3	59.0	61.3	62.4	63.1	59.6
Top Speed [km/h]	65.3	65.3	60.9	57.7	60.3	60.0	62.9	63.8	63.8	63.9
Avg. Dist. to Rail [m]	6.4	2.3	0.9	1.6	1.9	0.6	0.6	0.6	2.7	5.4
Avg. Stride Freq. [Hz]	2.3	2.4	2.3	2.3	2.3	2.3	2.3	2.4	2.4	2.3
Avg. Stride Length [m]	6.7	7.3	7.0	6.9	7.2	7.2	7.4	7.3	7.4	7.2



- [ ] Ranking at each section and finish
- .-.- No data available at this section
- NA No data available



Horse/Jockey Name	Such A Whit
Final Rank	8
Fastest Section Time (Section)	0:11.36 (1800m)
Top Speed [km/h] (Section)	65.8 (Overall)
Race State	Finished



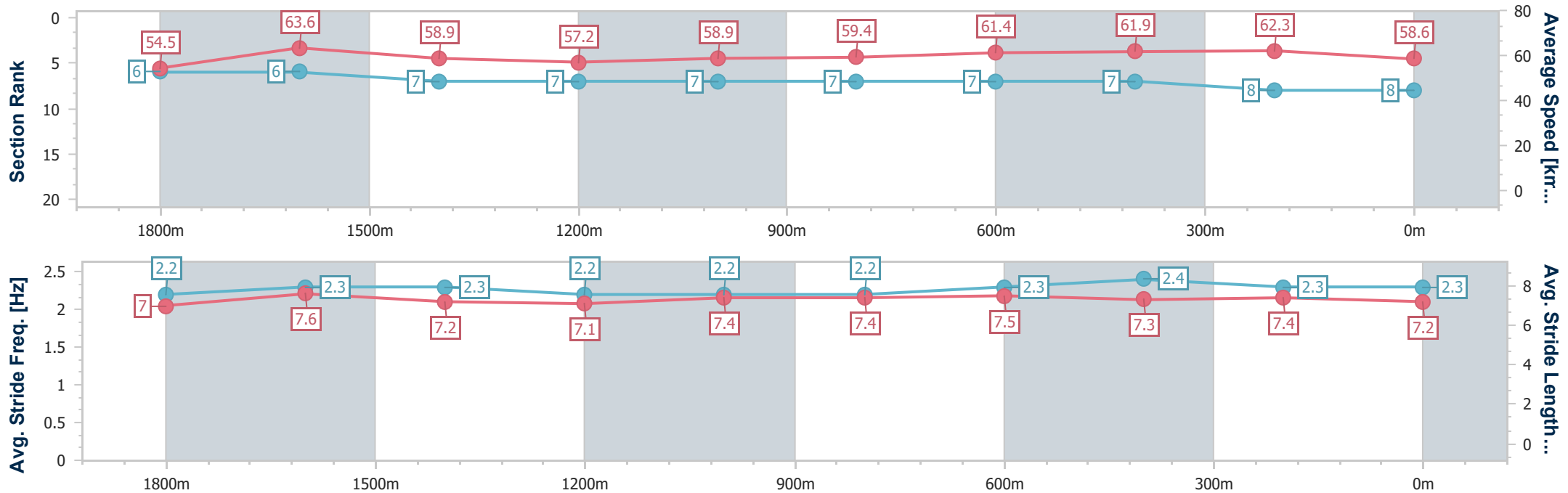
Mackay QLD Professional  
Race 7: LADBROKES MACKAY CUP - 2000m



10 August 2024 - 16:04

Track Rating: Good 4, Weather: Fine, Rail Position: True

Section	Overall	1800m	1600m	1400m	1200m	1000m	800m	600m	400m	200m
Section Times	2:01.59 [8] (0:13.20)	1:48.39 [6] (0:11.36)	1:37.03 [6] (0:12.37)	1:24.66 [7] (0:12.78)	1:11.88 [7] (0:12.30)	0:59.58 [7] (0:12.22)	0:47.36 [7] (0:11.77)	0:35.59 [7] (0:11.73)	0:23.86 [7] (0:11.60)	0:12.26 [8] (0:12.26)
Average Speed [km/h]	54.5	63.6	58.9	57.2	58.9	59.4	61.4	61.9	62.3	58.6
Top Speed [km/h]	65.8	65.5	60.6	58.8	60.5	60.9	62.4	63.1	63.2	61.5
Avg. Dist. to Rail [m]	11.2	3.1	2.4	2.6	2.6	2.1	2.0	1.0	2.8	7.8
Avg. Stride Freq. [Hz]	2.2	2.3	2.3	2.2	2.2	2.2	2.3	2.4	2.3	2.3
Avg. Stride Length [m]	7.0	7.6	7.2	7.1	7.4	7.4	7.5	7.3	7.4	7.2



- [ ] Ranking at each section and finish
- .-.- No data available at this section
- NA No data available



Horse/Jockey Name	Major Artie
Final Rank	9
Fastest Section Time (Section)	0:10.99 (1800m)
Top Speed [km/h] (Section)	67.1 (1800m)
Race State	Finished



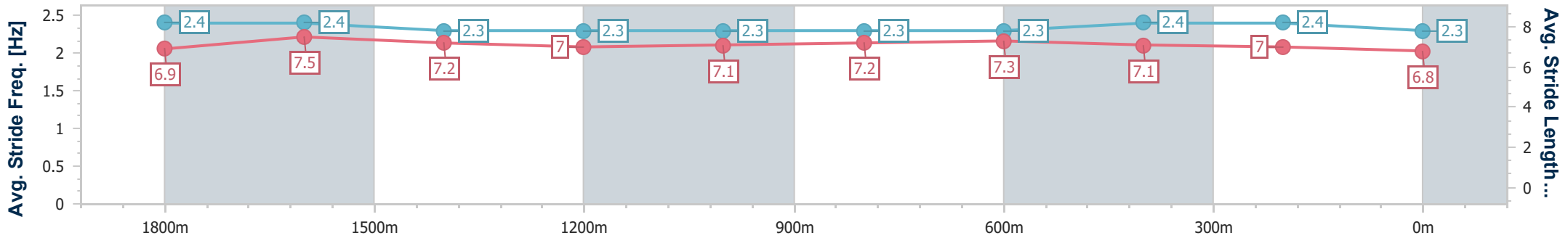
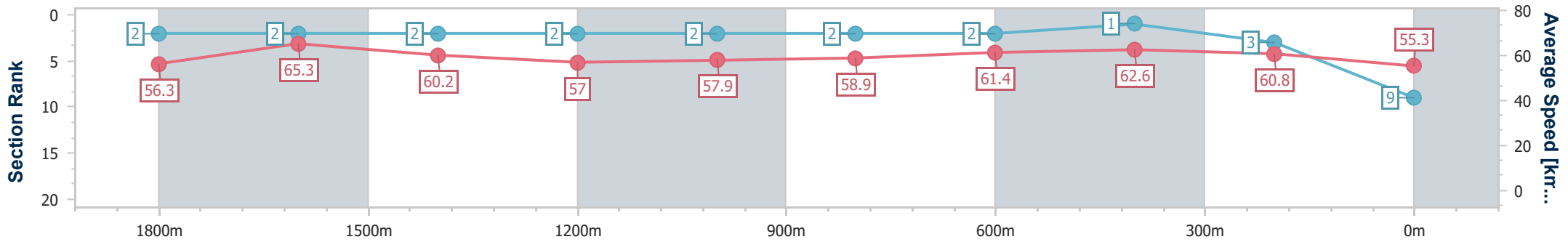
Mackay QLD Professional  
Race 7: LADBROKES MACKAY CUP - 2000m



10 August 2024 - 16:04

Track Rating: Good 4, Weather: Fine, Rail Position: True

Section	Overall	1800m	1600m	1400m	1200m	1000m	800m	600m	400m	200m
Section Times	2:01.68 [9] (0:12.83)	1:48.85 [2] (0:10.99)	1:37.86 [2] (0:12.08)	1:25.78 [2] (0:12.76)	1:13.02 [2] (0:12.48)	1:00.54 [2] (0:12.29)	0:48.25 [2] (0:11.78)	0:36.47 [2] (0:11.60)	0:24.87 [1] (0:11.90)	0:12.97 [3] (0:12.97)
Average Speed [km/h]	56.3	65.3	60.2	57.0	57.9	58.9	61.4	62.6	60.8	55.3
Top Speed [km/h]	67.0	67.1	62.9	58.0	59.2	60.7	62.8	63.1	63.0	59.1
Avg. Dist. to Rail [m]	3.5	2.4	1.4	2.0	2.1	1.3	1.1	1.1	3.3	4.0
Avg. Stride Freq. [Hz]	2.4	2.4	2.3	2.3	2.3	2.3	2.3	2.4	2.4	2.3
Avg. Stride Length [m]	6.9	7.5	7.2	7.0	7.1	7.2	7.3	7.1	7.0	6.8



- [ ] Ranking at each section and finish
- .-.- No data available at this section
- NA No data available



Horse/Jockey Name	Sayl
Final Rank	10
Fastest Section Time (Section)	0:11.60 (1800m)
Top Speed [km/h] (Section)	63.8 (1800m)
Race State	Finished



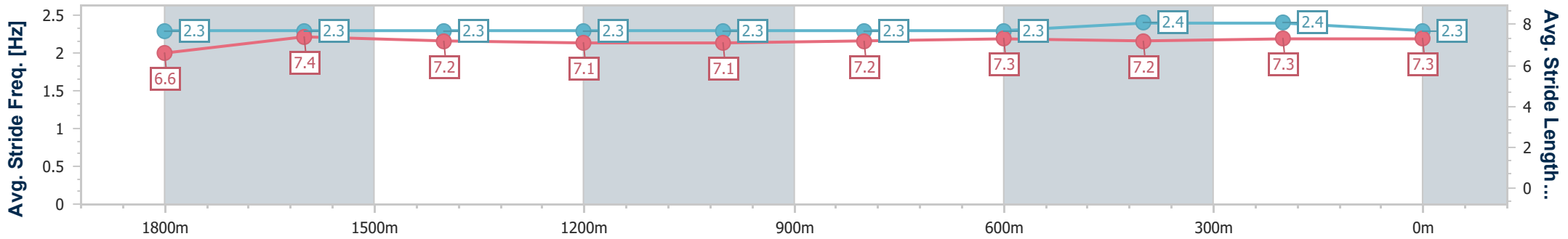
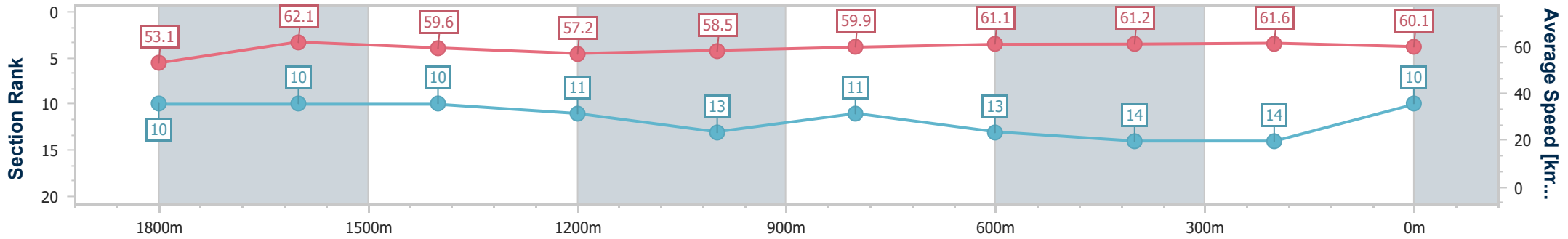
Mackay QLD Professional  
Race 7: LADBROKES MACKAY CUP - 2000m



10 August 2024 - 16:04

Track Rating: Good 4, Weather: Fine, Rail Position: True

Section	Overall	1800m	1600m	1400m	1200m	1000m	800m	600m	400m	200m
Section Times	2:02.14 [10] (0:13.51)	1:48.63 [10] (0:11.60)	1:37.03 [10] (0:12.25)	1:24.78 [10] (0:12.78)	1:12.00 [11] (0:12.39)	0:59.61 [13] (0:12.09)	0:47.52 [11] (0:11.86)	0:35.66 [13] (0:11.91)	0:23.75 [14] (0:11.75)	0:12.00 [14] (0:12.00)
Average Speed [km/h]	53.1	62.1	59.6	57.2	58.5	59.9	61.1	61.2	61.6	60.1
Top Speed [km/h]	63.5	63.8	60.4	58.5	59.3	60.8	62.6	62.1	63.1	62.9
Avg. Dist. to Rail [m]	5.0	2.6	2.0	3.0	2.8	1.6	2.1	1.8	4.0	7.7
Avg. Stride Freq. [Hz]	2.3	2.3	2.3	2.3	2.3	2.3	2.3	2.4	2.4	2.3
Avg. Stride Length [m]	6.6	7.4	7.2	7.1	7.1	7.2	7.3	7.2	7.3	7.3



- [ ] Ranking at each section and finish
- .-.- No data available at this section
- NA No data available



Horse/Jockey Name	Fortified
Final Rank	11
Fastest Section Time (Section)	0:11.61 (1800m)
Top Speed [km/h] (Section)	63.5 (1800m)
Race State	Finished



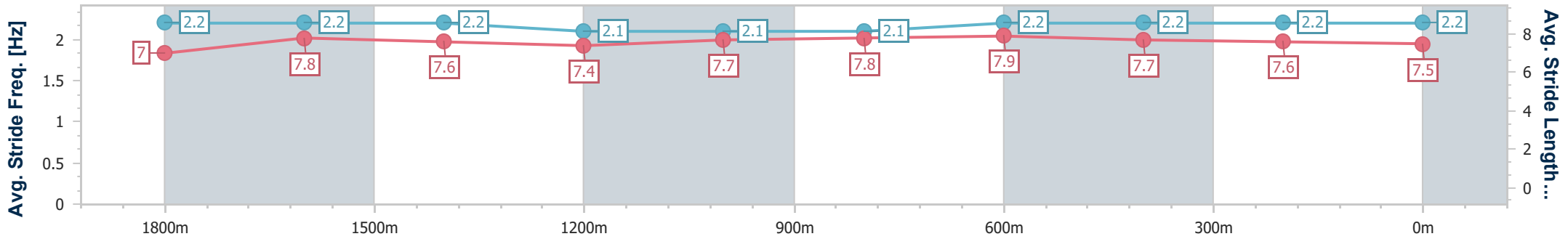
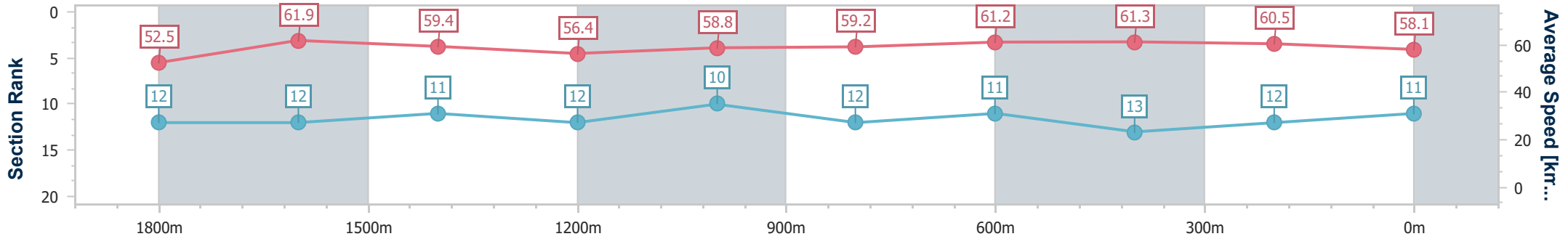
Mackay QLD Professional  
Race 7: LADBROKES MACKAY CUP - 2000m



10 August 2024 - 16:04

Track Rating: Good 4, Weather: Fine, Rail Position: True

Section	Overall	1800m	1600m	1400m	1200m	1000m	800m	600m	400m	200m
Section Times	2:02.42 [11] (0:13.74)	1:48.68 [12] (0:11.61)	1:37.07 [12] (0:12.07)	1:25.00 [11] (0:12.79)	1:12.21 [12] (0:12.26)	0:59.95 [10] (0:12.18)	0:47.77 [12] (0:11.71)	0:36.06 [11] (0:11.71)	0:24.35 [13] (0:11.97)	0:12.38 [12] (0:12.38)
Average Speed [km/h]	52.5	61.9	59.4	56.4	58.8	59.2	61.2	61.3	60.5	58.1
Top Speed [km/h]	62.9	63.5	60.6	58.9	60.4	61.0	62.2	62.6	61.8	60.9
Avg. Dist. to Rail [m]	2.7	0.4	0.5	0.9	0.8	0.3	0.8	0.9	3.8	5.1
Avg. Stride Freq. [Hz]	2.2	2.2	2.2	2.1	2.1	2.1	2.2	2.2	2.2	2.2
Avg. Stride Length [m]	7.0	7.8	7.6	7.4	7.7	7.8	7.9	7.7	7.6	7.5



- [ ] Ranking at each section and finish
- .-.- No data available at this section
- NA No data available



Horse/Jockey Name	Seeress
Final Rank	12
Fastest Section Time (Section)	0:11.50 (1800m)
Top Speed [km/h] (Section)	65.0 (1800m)
Race State	Finished



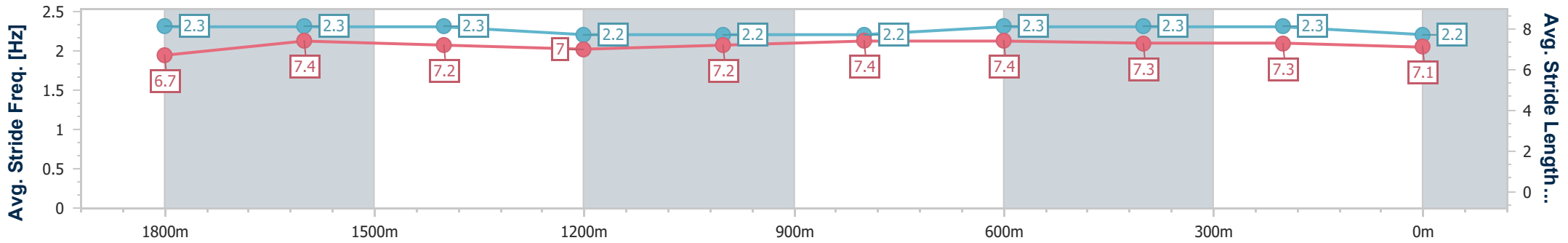
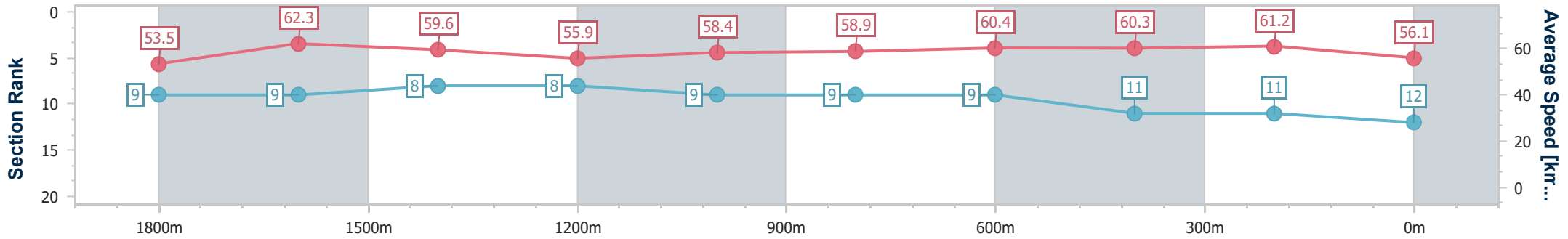
Mackay QLD Professional  
Race 7: LADBROKES MACKAY CUP - 2000m



10 August 2024 - 16:04

Track Rating: Good 4, Weather: Fine, Rail Position: True

Section	Overall	1800m	1600m	1400m	1200m	1000m	800m	600m	400m	200m
Section Times	2:02.64 [12] (0:13.47)	1:49.17 [9] (0:11.50)	1:37.67 [9] (0:12.14)	1:25.53 [8] (0:12.90)	1:12.63 [8] (0:12.31)	1:00.32 [9] (0:12.17)	0:48.15 [9] (0:11.81)	0:36.34 [9] (0:11.76)	0:24.58 [11] (0:11.75)	0:12.83 [11] (0:12.83)
Average Speed [km/h]	53.5	62.3	59.6	55.9	58.4	58.9	60.4	60.3	61.2	56.1
Top Speed [km/h]	64.0	65.0	60.9	57.2	60.6	60.5	62.8	61.8	62.9	60.2
Avg. Dist. to Rail [m]	1.8	0.8	0.6	0.6	1.0	2.5	2.2	1.8	1.1	2.6
Avg. Stride Freq. [Hz]	2.3	2.3	2.3	2.2	2.2	2.2	2.3	2.3	2.3	2.2
Avg. Stride Length [m]	6.7	7.4	7.2	7.0	7.2	7.4	7.4	7.3	7.3	7.1



- [ ] Ranking at each section and finish
- .-.- No data available at this section
- NA No data available



Horse/Jockey Name	Valley Of Dreams
Final Rank	13
Fastest Section Time (Section)	0:11.56 (1800m)
Top Speed [km/h] (Section)	63.4 (1800m)
Race State	Finished



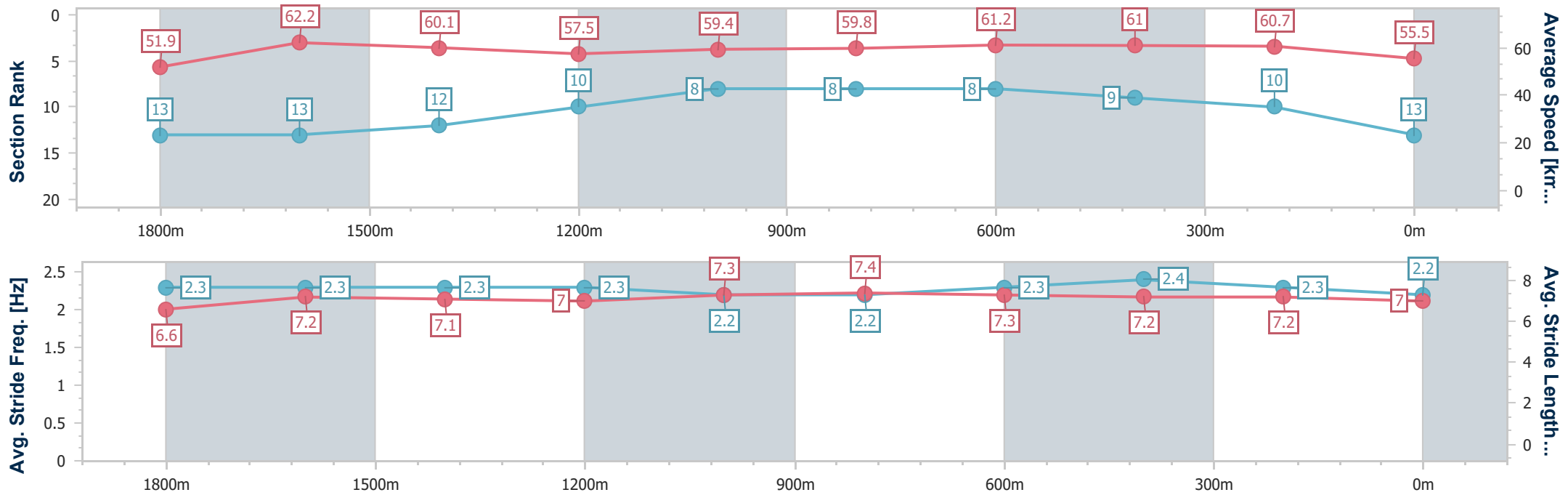
Mackay QLD Professional  
Race 7: LADBROKES MACKAY CUP - 2000m



10 August 2024 - 16:04

Track Rating: Good 4, Weather: Fine, Rail Position: True

Section	Overall	1800m	1600m	1400m	1200m	1000m	800m	600m	400m	200m
Section Times	2:02.74 [13] (0:13.92)	1:48.82 [13] (0:11.56)	1:37.26 [13] (0:12.06)	1:25.20 [12] (0:12.57)	1:12.63 [10] (0:12.11)	1:00.52 [8] (0:12.08)	0:48.44 [8] (0:11.79)	0:36.65 [8] (0:11.83)	0:24.82 [9] (0:11.85)	0:12.97 [10] (0:12.97)
Average Speed [km/h]	51.9	62.2	60.1	57.5	59.4	59.8	61.2	61.0	60.7	55.5
Top Speed [km/h]	63.0	63.4	60.7	59.7	59.5	59.9	61.8	61.2	61.7	59.6
Avg. Dist. to Rail [m]	7.9	1.5	1.1	0.8	0.9	0.5	0.6	0.5	1.5	4.2
Avg. Stride Freq. [Hz]	2.3	2.3	2.3	2.3	2.2	2.2	2.3	2.4	2.3	2.2
Avg. Stride Length [m]	6.6	7.2	7.1	7.0	7.3	7.4	7.3	7.2	7.2	7.0



- [ ] Ranking at each section and finish
- .-.- No data available at this section
- NA No data available



Horse/Jockey Name	Deepstrike
Final Rank	14
Fastest Section Time (Section)	0:11.52 (1800m)
Top Speed [km/h] (Section)	63.6 (1800m)
Race State	Finished



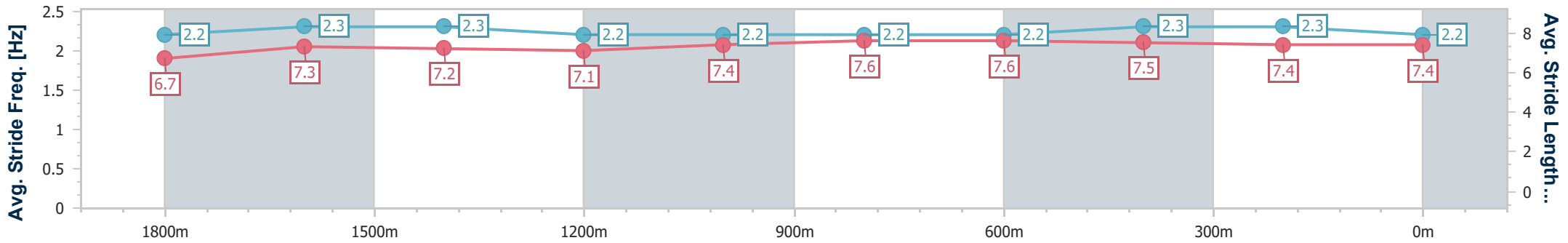
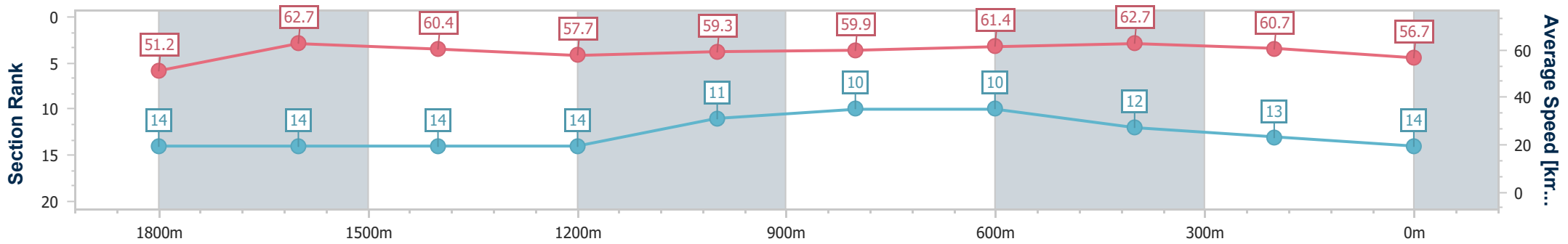
Mackay QLD Professional  
Race 7: LADBROKES MACKAY CUP - 2000m



10 August 2024 - 16:04

Track Rating: Good 4, Weather: Fine, Rail Position: True

Section	Overall	1800m	1600m	1400m	1200m	1000m	800m	600m	400m	200m
Section Times	2:02.75 [14] (0:14.04)	1:48.71 [14] (0:11.52)	1:37.19 [14] (0:12.11)	1:25.08 [14] (0:12.64)	1:12.44 [14] (0:12.18)	1:00.26 [11] (0:12.05)	0:48.21 [10] (0:11.76)	0:36.45 [10] (0:11.77)	0:24.68 [12] (0:11.99)	0:12.69 [13] (0:12.69)
Average Speed [km/h]	51.2	62.7	60.4	57.7	59.3	59.9	61.4	62.7	60.7	56.7
Top Speed [km/h]	61.7	63.6	61.2	59.8	59.6	60.4	61.6	63.4	61.3	60.5
Avg. Dist. to Rail [m]	4.5	1.8	2.7	2.3	1.3	0.8	1.2	3.0	6.3	11.8
Avg. Stride Freq. [Hz]	2.2	2.3	2.3	2.2	2.2	2.2	2.2	2.3	2.3	2.2
Avg. Stride Length [m]	6.7	7.3	7.2	7.1	7.4	7.6	7.6	7.5	7.4	7.4



- [ ] Ranking at each section and finish
- .-.- No data available at this section
- NA No data available





# Mackay QLD Professional

## Race 8: LADBROKES RACING CLUB BENCHMARK 58 Handicap - 2000m

10 August 2024 - 16:44



MACKAY TURF CLUB  
Ooralea Racecourse

Track Rating: Good 4, Weather: Fine, Rail Position: True

Section		Overall	1800m	1600m	1400m	1200m	1000m	800m	Last 600m				
Field Times		2:02.84 (0:12.49)	1:50.35 (0:10.70)	1:39.65 (0:11.54)	1:28.11 (0:12.57)	1:15.54 (0:12.97)	1:02.57 (0:13.30)	0:49.27 (0:11.90)	0:37.37				
Rank	TAB Horse/Jockey	Barrier	Top Speed [km/h]	Fastest Section									Distance Travelled [m]
1	13 PATTI WAGGIN Chris Whiteley	15	66.3 1800m	0:10.94 1800m	2:02.84 [1] (0:12.86)	1:49.98 [7] (0:10.94)	1:39.04 [6] (0:11.82)	1:27.22 [7] (0:12.57)	1:14.65 [7] (0:12.91)	1:01.74 [6] (0:12.72)	0:49.02 [5] (0:11.65)	0:37.37	
2	15 BLUE SWIMMER Anthony Allen	1	67.3 1800m	0:10.77 1800m	2:03.07 [2] (0:12.49)	1:50.58 [1] (0:10.77)	1:39.81 [3] (0:11.94)	1:27.87 [4] (0:12.63)	1:15.24 [5] (0:13.05)	1:02.19 [5] (0:13.13)	0:49.06 [6] (0:12.64)	0:36.42	-2
3	3 VANCOUVER BAY Ashley Butler	6	67.8 1800m	0:10.68 1800m	2:03.18 [3] (0:12.52)	1:50.66 [2] (0:10.68)	1:39.98 [2] (0:11.71)	1:28.27 [2] (0:12.60)	1:15.67 [2] (0:13.06)	1:02.61 [3] (0:13.21)	0:49.40 [4] (0:12.55)	0:36.85	+0
4	11 TORQUE ESPAGNA Micheal Hellyer	8	64.8 1800m	0:11.24 1800m	2:03.53 [4] (0:13.09)	1:50.44 [9] (0:11.24)	1:39.20 [9] (0:11.73)	1:27.47 [9] (0:12.54)	1:14.93 [9] (0:12.81)	1:02.12 [8] (0:12.91)	0:49.21 [8] (0:12.33)	0:36.88	+1
5	12 DOOM DIVA Georgina Cartwright	3	66.0 1800m	0:11.03 1800m	2:03.54 [5] (0:12.80)	1:50.74 [6] (0:11.03)	1:39.71 [7] (0:11.59)	1:28.12 [6] (0:12.67)	1:15.45 [6] (0:13.07)	1:02.38 [7] (0:13.08)	0:49.30 [7] (0:12.69)	0:36.61	-2
6	1 HARBELLE Tasha Chambers	2	65.6 1800m	0:11.06 1800m	2:03.55 [6] (0:13.06)	1:50.49 [8] (0:11.06)	1:39.43 [8] (0:11.68)	1:27.75 [8] (0:12.61)	1:15.14 [8] (0:13.06)	1:02.08 [9] (0:13.14)	0:48.94 [10] (0:12.54)	0:36.40	-3
7	9 WHATJEUDOIN' Justin Stanley	13	63.0 1800m	0:11.51 1800m	2:03.64 [7] (0:13.82)	1:49.82 [13] (0:11.51)	1:38.31 [14] (0:11.97)	1:26.34 [14] (0:12.32)	1:14.02 [14] (0:12.80)	1:01.22 [14] (0:12.73)	0:48.49 [14] (0:12.20)	0:36.29	+4
8	8 LETS TORQUE A DEEL Chelsea Jovic	14	63.8 1800m	0:11.38 1800m	2:03.78 [8] (0:13.83)	1:49.95 [14] (0:11.38)	1:38.57 [13] (0:11.76)	1:26.81 [13] (0:12.26)	1:14.55 [12] (0:12.87)	1:01.68 [12] (0:12.64)	0:49.04 [11] (0:11.94)	0:37.10	+11
9	5 STRUCK TWICE Justin Huxtable	10	68.7 1800m	0:10.62 1800m	2:03.83 [9] (0:12.57)	1:51.26 [4] (0:10.62)	1:40.64 [1] (0:11.54)	1:29.10 [1] (0:12.57)	1:16.53 [1] (0:12.97)	1:03.56 [1] (0:13.30)	0:50.26 [1] (0:12.25)	0:38.01	-1
10	14 VOLARCHI Jackson Murphy	11	64.4 1800m	0:11.31 1800m	2:04.76 [10] (0:13.43)	1:51.33 [11] (0:11.31)	1:40.02 [11] (0:11.69)	1:28.33 [10] (0:12.33)	1:16.00 [11] (0:12.94)	1:03.06 [11] (0:12.87)	0:50.19 [9] (0:12.29)	0:37.90	+6

Scratched: Seeress (#4)

[ ] Ranking at each section and finish  
 -:-:- No data available at this section  
 NA No data available

SCN Saddle cloth number  
 DNF Did not finish  
 DNT Did not track



# Mackay QLD Professional

## Race 8: LADBROKES RACING CLUB BENCHMARK 58 Handicap - 2000m

10 August 2024 - 16:44



MACKAY TURF CLUB  
Ooralea Racecourse

Track Rating: Good 4, Weather: Fine, Rail Position: True

Section		Overall	1800m	1600m	1400m	1200m	1000m	800m	Last 600m					
Field Times		2:02.84 (0:12.49)	1:50.35 (0:10.70)	1:39.65 (0:11.54)	1:28.11 (0:12.57)	1:15.54 (0:12.97)	1:02.57 (0:13.30)	0:49.27 (0:11.90)	0:37.37					
Rank	TAB Horse/Jockey	Barrier	Top Speed [km/h]	Fastest Section										Distance Travelled [m]
11	6 <b>BRAND NEW</b> Samantha Collett	5	68.2 1800m	0:10.75 1800m	2:05.01 [11] (0:12.55)	1:52.46 [3] (0:10.75)	1:41.71 [4] (0:11.78)	1:29.93 [3] (0:12.43)	1:17.50 [3] (0:12.85)	1:04.65 [2] (0:13.23)	0:51.42 [2] (0:12.46)	0:38.96	+0	
12	7 <b>GOLD WITNESS</b> Ryan Wiggins	4	66.7 1800m	0:10.96 1800m	2:06.06 [12] (0:12.68)	1:53.38 [5] (0:10.96)	1:42.42 [5] (0:11.69)	1:30.73 [5] (0:12.47)	1:18.26 [4] (0:12.95)	1:05.31 [4] (0:13.03)	0:52.28 [3] (0:12.45)	0:39.83	-3	
13	2 <b>I SAY BOOM</b> Michael Murphy	12	64.3 1800m	0:11.30 1800m	2:06.14 [13] (0:13.39)	1:52.75 [10] (0:11.30)	1:41.45 [10] (0:11.75)	1:29.70 [11] (0:12.22)	1:17.48 [10] (0:13.02)	1:04.46 [10] (0:13.09)	0:51.37 [12] (0:12.65)	0:38.72	-5	
14	10 <b>ROZNAMLA</b> Zac Sprie	7	63.6 1800m	0:11.39 1800m	2:06.60 [14] (0:13.58)	1:53.02 [12] (0:11.39)	1:41.63 [12] (0:11.97)	1:29.66 [12] (0:12.39)	1:17.27 [13] (0:12.80)	1:04.47 [13] (0:12.93)	0:51.54 [13] (0:13.00)	0:38.54	-6	

Scratched: Seeress (#4)

[ ] Ranking at each section and finish  
 -:-:-:- No data available at this section  
 NA No data available

SCN Saddle cloth number  
 DNF Did not finish  
 DNT Did not track



# Mackay QLD Professional

## Race 8: LADBROKES RACING CLUB BENCHMARK 58 Handicap - 2000m

10 August 2024 - 16:44



MACKAY TURF CLUB  
Ooralea Racecourse

Track Rating: Good 4, Weather: Fine, Rail Position: True

Section				600m	400m	200m			Last 600m		
Field Times				0:37.37 (0:12.20)	0:25.17 (0:12.29)	0:12.88 (0:12.88)			0:37.37		
Rank	TAB	Horse/Jockey	Barrier	Top Speed [km/h]	Fastest Section	Margin			Distance Travelled [m]		
1	13	<b>PATTI WAGGIN</b> Chris Whiteley	15	66.3 1800m	0:10.94 1800m	0:37.37 [1] (0:12.20)	0:25.17 [1] (0:12.29)	0:12.88 [1] (0:12.88)	2:02.84	0:37.37	
2	15	<b>BLUE SWIMMER</b> Anthony Allen	1	67.3 1800m	0:10.77 1800m	0:36.42 [7] (0:12.03)	0:24.39 [6] (0:12.04)	0:12.35 [3] (0:12.35)	1.35L	0:36.42	-2
3	3	<b>VANCOUVER BAY</b> Ashley Butler	6	67.8 1800m	0:10.68 1800m	0:36.85 [5] (0:12.03)	0:24.82 [3] (0:12.11)	0:12.71 [2] (0:12.71)	2.01L	0:36.85	+0
4	11	<b>TORQUE ESPAGNA</b> Micheal Hellyer	8	64.8 1800m	0:11.24 1800m	0:36.88 [6] (0:11.94)	0:24.94 [5] (0:12.17)	0:12.77 [5] (0:12.77)	4.02L	0:36.88	+1
5	12	<b>DOOM DIVA</b> Georgina Cartwright	3	66.0 1800m	0:11.03 1800m	0:36.61 [10] (0:12.08)	0:24.53 [9] (0:12.10)	0:12.43 [7] (0:12.43)	4.08L	0:36.61	-2
6	1	<b>HARBELLE</b> Tasha Chambers	2	65.6 1800m	0:11.06 1800m	0:36.40 [11] (0:12.26)	0:24.14 [11] (0:11.90)	0:12.24 [9] (0:12.24)	4.13L	0:36.40	-3
7	9	<b>WHATJEUDOIN'</b> Justin Stanley	13	63.0 1800m	0:11.51 1800m	0:36.29 [12] (0:12.15)	0:24.14 [12] (0:11.89)	0:12.25 [11] (0:12.25)	4.67L	0:36.29	+4
8	8	<b>LETS TORQUE A DEEL</b> Chelsea Jokic	14	63.8 1800m	0:11.38 1800m	0:37.10 [8] (0:12.28)	0:24.82 [8] (0:12.14)	0:12.68 [6] (0:12.68)	5.54L	0:37.10	+11
9	5	<b>STRUCK TWICE</b> Justin Huxtable	10	68.7 1800m	0:10.62 1800m	0:38.01 [2] (0:12.33)	0:25.68 [2] (0:12.58)	0:13.10 [4] (0:13.10)	5.81L	0:38.01	-1
10	14	<b>VOLARCHI</b> Jackson Murphy	11	64.4 1800m	0:11.31 1800m	0:37.90 [9] (0:12.20)	0:25.70 [10] (0:12.28)	0:13.42 [10] (0:13.42)	11.25L	0:37.90	+6

Scratched: Seeress (#4)

[ ] Ranking at each section and finish  
 -:-:- No data available at this section  
 NA No data available

SCN Saddle cloth number  
 DNF Did not finish  
 DNT Did not track



**Mackay QLD Professional**  
**Race 8: LADBROKES RACING CLUB BENCHMARK 58 Handicap - 2000m**  
**10 August 2024 - 16:44**



MACKAY TURF CLUB  
Ooralea Racecourse

Track Rating: Good 4, Weather: Fine, Rail Position: True

Section		600m	400m	200m				Last 600m		
Field Times		0:37.37 (0:12.20)	0:25.17 (0:12.29)	0:12.88 (0:12.88)				0:37.37		
Rank	TAB Horse/Jockey	Barrier	Top Speed [km/h]	Fastest Section	Margin			Distance Travelled [m]		
11	6 <b>BRAND NEW</b> Samantha Collett	5	68.2 1800m	0:10.75 1800m	0:38.96 [3] (0:12.45)	0:26.51 [4] (0:12.66)	0:13.85 [8] (0:13.85)	12.77L	0:38.96	+0
12	7 <b>GOLD WITNESS</b> Ryan Wiggins	4	66.7 1800m	0:10.96 1800m	0:39.83 [4] (0:12.60)	0:27.23 [7] (0:12.59)	0:14.64 [12] (0:14.64)	18.95L	0:39.83	-3
13	2 <b>I SAY BOOM</b> Michael Murphy	12	64.3 1800m	0:11.30 1800m	0:38.72 [13] (0:12.58)	0:26.14 [13] (0:12.61)	0:13.53 [13] (0:13.53)	19.39L	0:38.72	-5
14	10 <b>ROZNAMLA</b> Zac Sprie	7	63.6 1800m	0:11.39 1800m	0:38.54 [14] (0:12.63)	0:25.91 [14] (0:12.63)	0:13.28 [14] (0:13.28)	22.09L	0:38.54	-6

Scratched: Seeress (#4)

[ ] Ranking at each section and finish  
 -:-:-:- No data available at this section  
 NA No data available

SCN Saddle cloth number  
 DNF Did not finish  
 DNT Did not track



Horse/Jockey Name	Patti Waggin
Final Rank	1
Fastest Section Time (Section)	0:10.94 (1800m)
Top Speed [km/h] (Section)	66.3 (1800m)
Race State	Finished



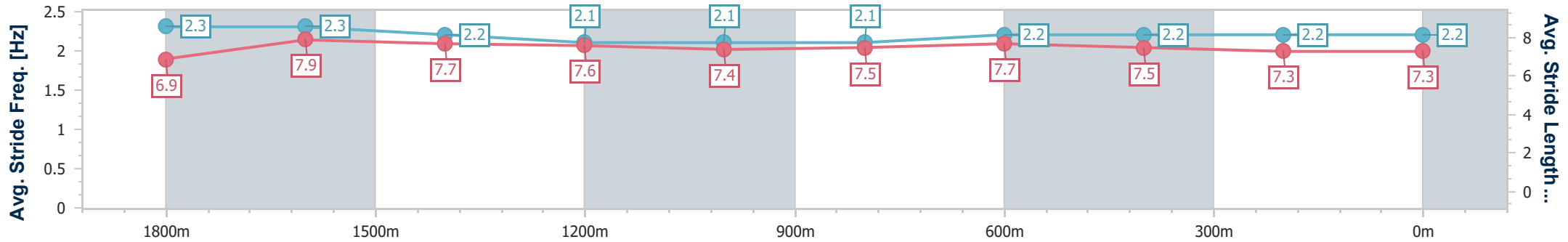
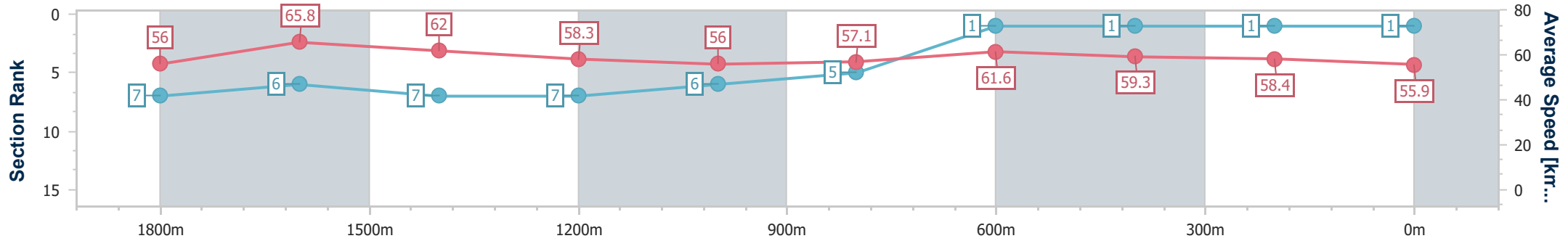
Mackay QLD Professional  
Race 8: LADBROKES RACING CLUB BENCHMARK 58  
Handicap - 2000m

10 August 2024 - 16:44

Track Rating: Good 4, Weather: Fine, Rail Position: True



Section	Overall	1800m	1600m	1400m	1200m	1000m	800m	600m	400m	200m
Section Times	2:02.84 [1] (0:12.86)	1:49.98 [7] (0:10.94)	1:39.04 [6] (0:11.82)	1:27.22 [7] (0:12.57)	1:14.65 [7] (0:12.91)	1:01.74 [6] (0:12.72)	0:49.02 [5] (0:11.65)	0:37.37 [1] (0:12.20)	0:25.17 [1] (0:12.29)	0:12.88 [1] (0:12.88)
Average Speed [km/h]	56.0	65.8	62.0	58.3	56.0	57.1	61.6	59.3	58.4	55.9
Top Speed [km/h]	65.2	66.3	65.0	59.5	57.5	60.9	63.3	60.8	59.8	58.6
Avg. Dist. to Rail [m]	7.2	2.1	2.4	3.1	2.4	2.3	1.2	0.5	0.5	0.5
Avg. Stride Freq. [Hz]	2.3	2.3	2.2	2.1	2.1	2.1	2.2	2.2	2.2	2.2
Avg. Stride Length [m]	6.9	7.9	7.7	7.6	7.4	7.5	7.7	7.5	7.3	7.3



- [ ] Ranking at each section and finish
- .-.- No data available at this section
- NA No data available



Horse/Jockey Name	Blue Swimmer
Final Rank	2
Fastest Section Time (Section)	0:10.77 (1800m)
Top Speed [km/h] (Section)	67.3 (1800m)
Race State	Finished



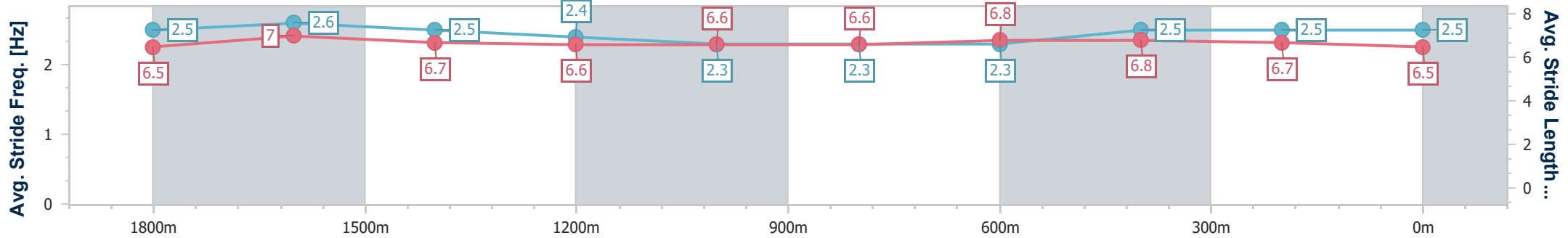
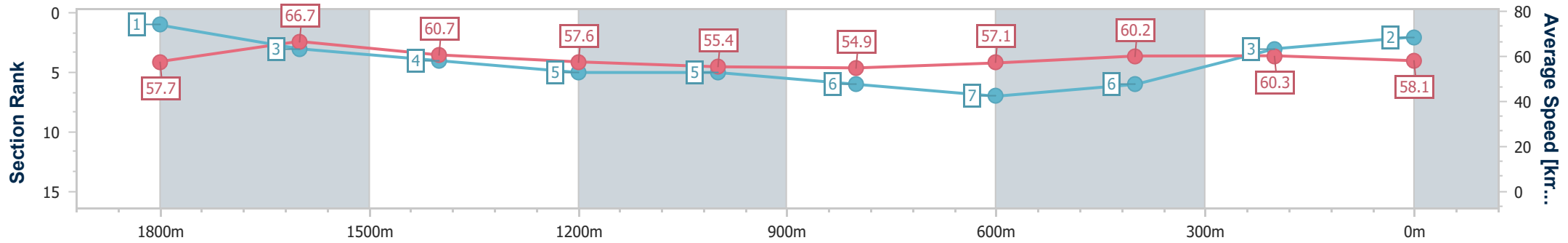
Mackay QLD Professional  
Race 8: LADBROKES RACING CLUB BENCHMARK 58  
Handicap - 2000m



10 August 2024 - 16:44

Track Rating: Good 4, Weather: Fine, Rail Position: True

Section	Overall	1800m	1600m	1400m	1200m	1000m	800m	600m	400m	200m
Section Times	2:03.07 [2] (0:12.49)	1:50.58 [1] (0:10.77)	1:39.81 [3] (0:11.94)	1:27.87 [4] (0:12.63)	1:15.24 [5] (0:13.05)	1:02.19 [5] (0:13.13)	0:49.06 [6] (0:12.64)	0:36.42 [7] (0:12.03)	0:24.39 [6] (0:12.04)	0:12.35 [3] (0:12.35)
Average Speed [km/h]	57.7	66.7	60.7	57.6	55.4	54.9	57.1	60.2	60.3	58.1
Top Speed [km/h]	66.7	67.3	65.3	59.0	56.4	56.5	59.5	61.1	62.4	61.0
Avg. Dist. to Rail [m]	1.0	1.1	1.1	1.6	1.5	1.1	0.9	0.6	5.0	7.5
Avg. Stride Freq. [Hz]	2.5	2.6	2.5	2.4	2.3	2.3	2.3	2.5	2.5	2.5
Avg. Stride Length [m]	6.5	7.0	6.7	6.6	6.6	6.6	6.8	6.8	6.7	6.5



- [ ] Ranking at each section and finish
- .-.- No data available at this section
- NA No data available



Horse/Jockey Name	Vancouver Bay
Final Rank	3
Fastest Section Time (Section)	0:10.68 (1800m)
Top Speed [km/h] (Section)	67.8 (1800m)
Race State	Finished



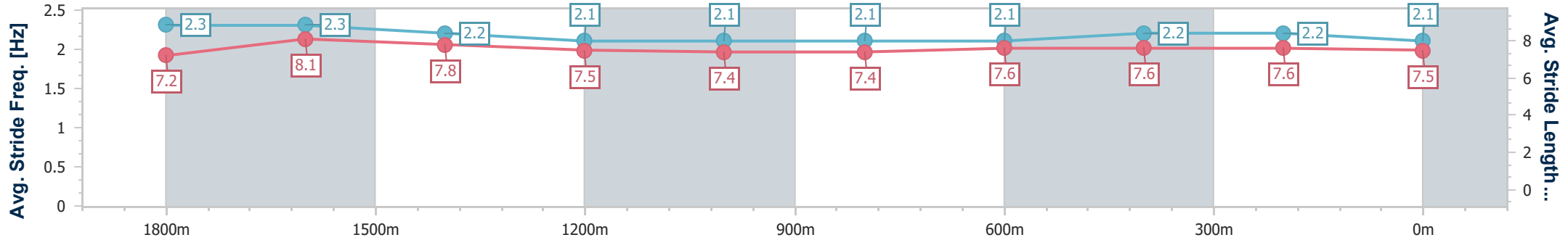
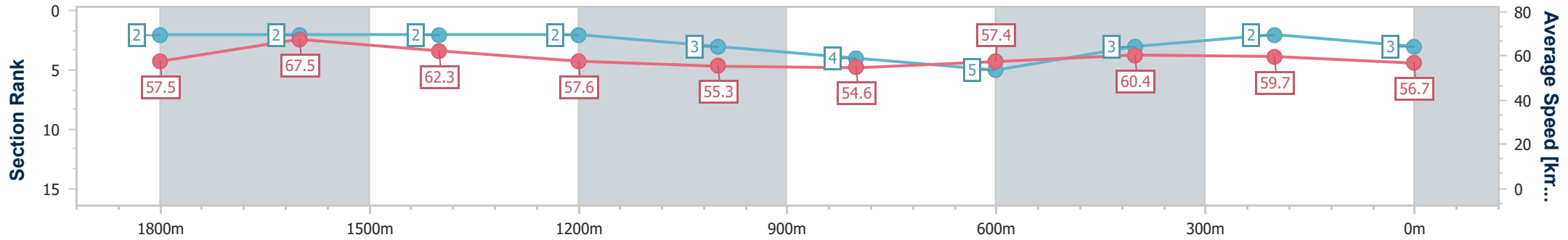
Mackay QLD Professional  
Race 8: LADBROKES RACING CLUB BENCHMARK 58  
Handicap - 2000m



10 August 2024 - 16:44

Track Rating: Good 4, Weather: Fine, Rail Position: True

Section	Overall	1800m	1600m	1400m	1200m	1000m	800m	600m	400m	200m
Section Times	2:03.18 [3] (0:12.52)	1:50.66 [2] (0:10.68)	1:39.98 [2] (0:11.71)	1:28.27 [2] (0:12.60)	1:15.67 [2] (0:13.06)	1:02.61 [3] (0:13.21)	0:49.40 [4] (0:12.55)	0:36.85 [5] (0:12.03)	0:24.82 [3] (0:12.11)	0:12.71 [2] (0:12.71)
Average Speed [km/h]	57.5	67.5	62.3	57.6	55.3	54.6	57.4	60.4	59.7	56.7
Top Speed [km/h]	66.7	67.8	66.6	58.5	57.0	55.4	59.4	60.9	60.2	59.2
Avg. Dist. to Rail [m]	5.3	4.3	2.3	1.6	1.6	1.1	0.8	1.0	3.7	6.0
Avg. Stride Freq. [Hz]	2.3	2.3	2.2	2.1	2.1	2.1	2.1	2.2	2.2	2.1
Avg. Stride Length [m]	7.2	8.1	7.8	7.5	7.4	7.4	7.6	7.6	7.6	7.5



- [ ] Ranking at each section and finish
- .-.- No data available at this section
- NA No data available



Horse/Jockey Name	Torque Espagna
Final Rank	4
Fastest Section Time (Section)	0:11.24 (1800m)
Top Speed [km/h] (Section)	64.8 (1800m)
Race State	Finished



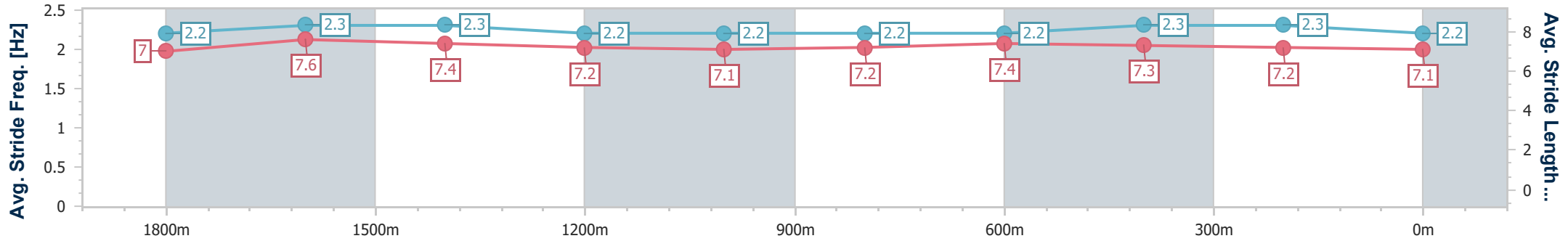
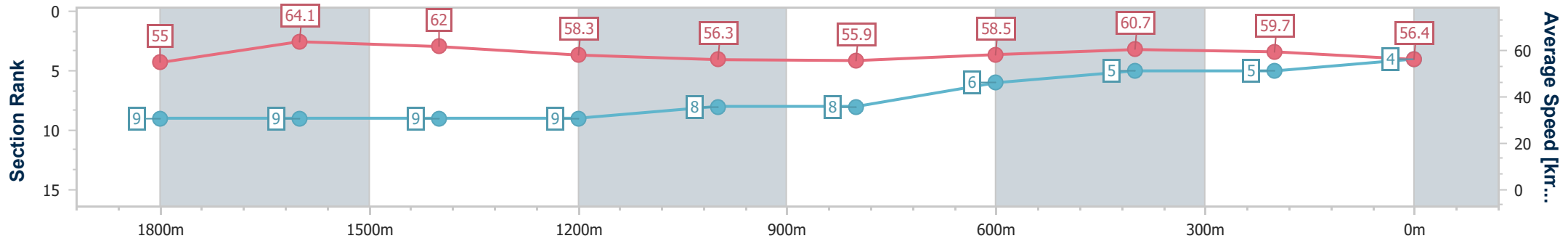
Mackay QLD Professional  
Race 8: LADBROKES RACING CLUB BENCHMARK 58  
Handicap - 2000m



10 August 2024 - 16:44

Track Rating: Good 4, Weather: Fine, Rail Position: True

Section	Overall	1800m	1600m	1400m	1200m	1000m	800m	600m	400m	200m
Section Times	2:03.53 [4] (0:13.09)	1:50.44 [9] (0:11.24)	1:39.20 [9] (0:11.73)	1:27.47 [9] (0:12.54)	1:14.93 [9] (0:12.81)	1:02.12 [8] (0:12.91)	0:49.21 [8] (0:12.33)	0:36.88 [6] (0:11.94)	0:24.94 [5] (0:12.17)	0:12.77 [5] (0:12.77)
Average Speed [km/h]	55.0	64.1	62.0	58.3	56.3	55.9	58.5	60.7	59.7	56.4
Top Speed [km/h]	63.7	64.8	63.7	60.2	57.3	57.2	61.3	61.7	61.0	61.0
Avg. Dist. to Rail [m]	4.8	3.0	2.0	2.0	1.9	1.3	1.1	1.0	5.9	8.7
Avg. Stride Freq. [Hz]	2.2	2.3	2.3	2.2	2.2	2.2	2.2	2.3	2.3	2.2
Avg. Stride Length [m]	7.0	7.6	7.4	7.2	7.1	7.2	7.4	7.3	7.2	7.1



- [ ] Ranking at each section and finish
- .-.- No data available at this section
- NA No data available





Horse/Jockey Name	Doom Diva
Final Rank	5
Fastest Section Time (Section)	0:11.03 (1800m)
Top Speed [km/h] (Section)	66.0 (1800m)
Race State	Finished

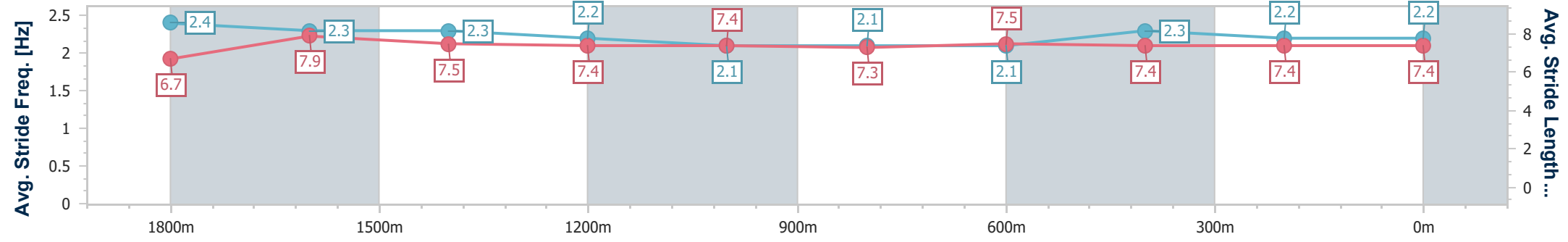
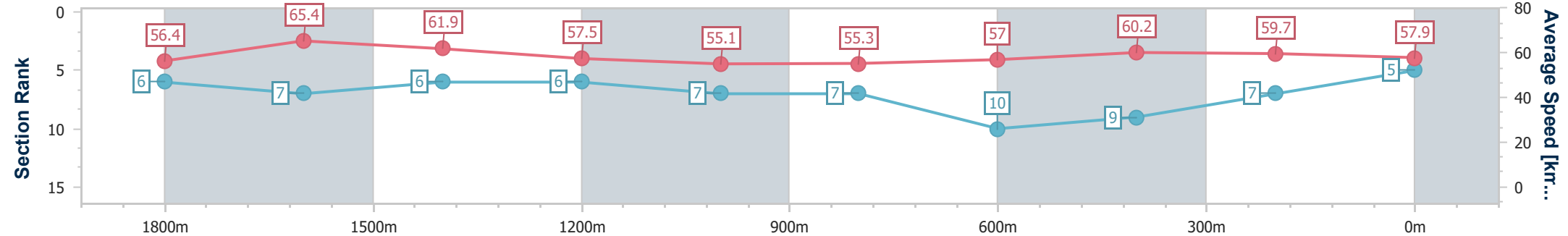


Mackay QLD Professional  
 Race 8: LADBROKES RACING CLUB BENCHMARK 58  
 Handicap - 2000m  
 10 August 2024 - 16:44



Track Rating: Good 4, Weather: Fine, Rail Position: True

Section	Overall	1800m	1600m	1400m	1200m	1000m	800m	600m	400m	200m
Section Times	2:03.54 [5] (0:12.80)	1:50.74 [6] (0:11.03)	1:39.71 [7] (0:11.59)	1:28.12 [6] (0:12.67)	1:15.45 [6] (0:13.07)	1:02.38 [7] (0:13.08)	0:49.30 [7] (0:12.69)	0:36.61 [10] (0:12.08)	0:24.53 [9] (0:12.10)	0:12.43 [7] (0:12.43)
Average Speed [km/h]	56.4	65.4	61.9	57.5	55.1	55.3	57.0	60.2	59.7	57.9
Top Speed [km/h]	64.9	66.0	65.0	58.4	56.5	56.8	60.6	61.0	60.5	60.3
Avg. Dist. to Rail [m]	1.7	0.6	0.2	1.5	1.5	1.1	1.1	1.7	2.4	4.2
Avg. Stride Freq. [Hz]	2.4	2.3	2.3	2.2	2.1	2.1	2.1	2.3	2.2	2.2
Avg. Stride Length [m]	6.7	7.9	7.5	7.4	7.4	7.3	7.5	7.4	7.4	7.4



- [ ] Ranking at each section and finish
- .-.- No data available at this section
- NA No data available



Horse/Jockey Name	Harbelle
Final Rank	6
Fastest Section Time (Section)	0:11.06 (1800m)
Top Speed [km/h] (Section)	65.6 (1800m)
Race State	Finished



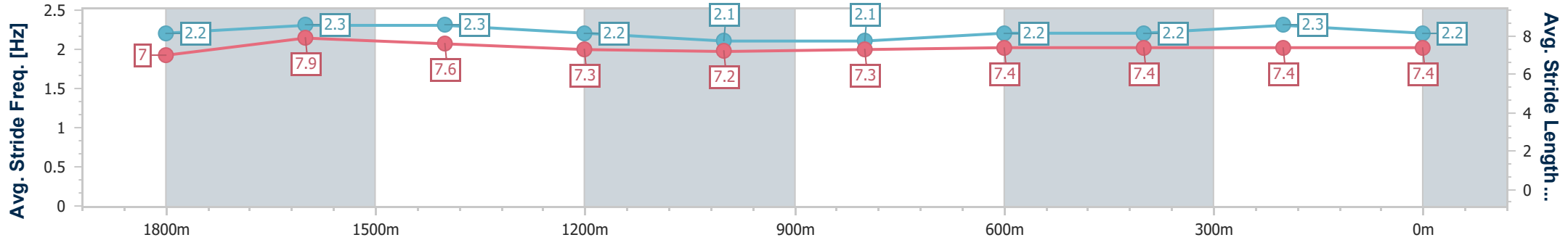
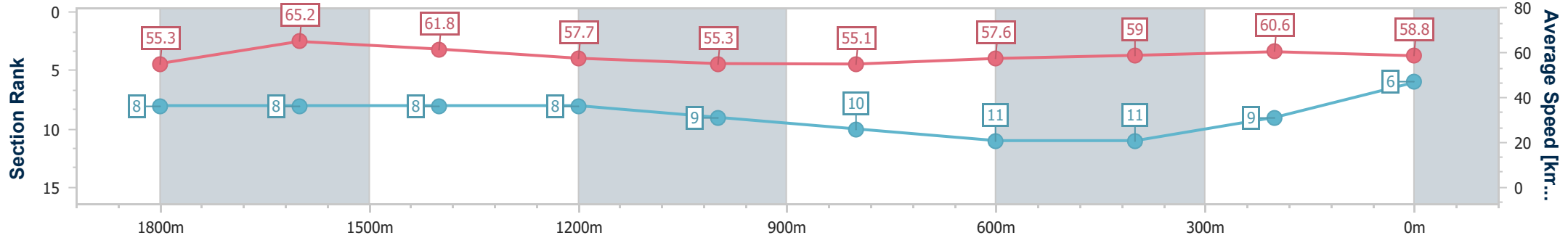
Mackay QLD Professional  
Race 8: LADBROKES RACING CLUB BENCHMARK 58  
Handicap - 2000m



10 August 2024 - 16:44

Track Rating: Good 4, Weather: Fine, Rail Position: True

Section	Overall	1800m	1600m	1400m	1200m	1000m	800m	600m	400m	200m
Section Times	2:03.55 [6] (0:13.06)	1:50.49 [8] (0:11.06)	1:39.43 [8] (0:11.68)	1:27.75 [8] (0:12.61)	1:15.14 [8] (0:13.06)	1:02.08 [9] (0:13.14)	0:48.94 [10] (0:12.54)	0:36.40 [11] (0:12.26)	0:24.14 [11] (0:11.90)	0:12.24 [9] (0:12.24)
Average Speed [km/h]	55.3	65.2	61.8	57.7	55.3	55.1	57.6	59.0	60.6	58.8
Top Speed [km/h]	64.7	65.6	64.0	59.7	56.7	56.7	58.8	60.2	61.3	63.0
Avg. Dist. to Rail [m]	1.6	1.6	0.9	1.6	1.6	1.2	1.7	0.7	0.9	2.9
Avg. Stride Freq. [Hz]	2.2	2.3	2.3	2.2	2.1	2.1	2.2	2.2	2.3	2.2
Avg. Stride Length [m]	7.0	7.9	7.6	7.3	7.2	7.3	7.4	7.4	7.4	7.4



- [ ] Ranking at each section and finish
- .-.- No data available at this section
- NA No data available



Horse/Jockey Name	Whatjeudoin'
Final Rank	7
Fastest Section Time (Section)	0:11.51 (1800m)
Top Speed [km/h] (Section)	63.0 (1800m)
Race State	Finished



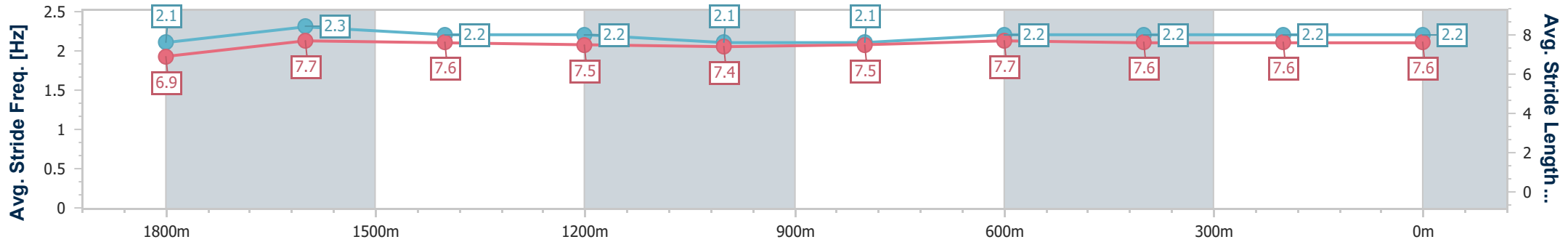
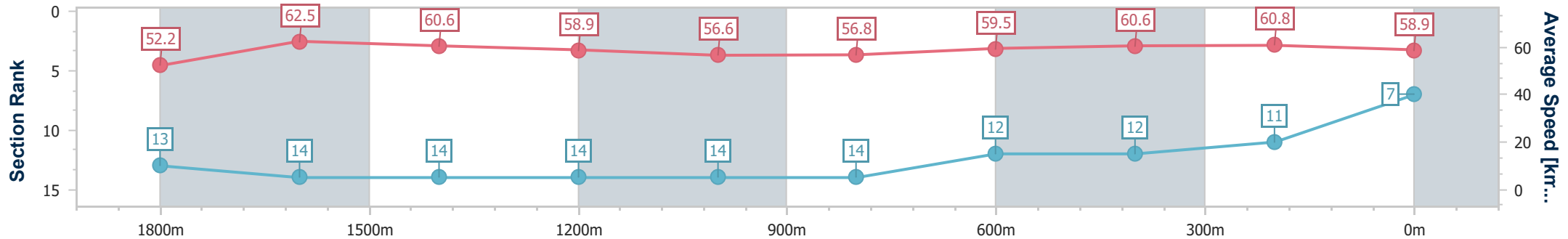
Mackay QLD Professional  
Race 8: LADBROKES RACING CLUB BENCHMARK 58  
Handicap - 2000m



10 August 2024 - 16:44

Track Rating: Good 4, Weather: Fine, Rail Position: True

Section	Overall	1800m	1600m	1400m	1200m	1000m	800m	600m	400m	200m
Section Times	2:03.64 [7] (0:13.82)	1:49.82 [13] (0:11.51)	1:38.31 [14] (0:11.97)	1:26.34 [14] (0:12.32)	1:14.02 [14] (0:12.80)	1:01.22 [14] (0:12.73)	0:48.49 [14] (0:12.20)	0:36.29 [12] (0:12.15)	0:24.14 [12] (0:11.89)	0:12.25 [11] (0:12.25)
Average Speed [km/h]	52.2	62.5	60.6	58.9	56.6	56.8	59.5	60.6	60.8	58.9
Top Speed [km/h]	60.6	63.0	62.8	61.0	57.0	59.2	60.0	61.6	62.0	60.5
Avg. Dist. to Rail [m]	6.9	1.2	1.1	1.6	2.5	1.9	2.2	2.9	3.9	6.9
Avg. Stride Freq. [Hz]	2.1	2.3	2.2	2.2	2.1	2.1	2.2	2.2	2.2	2.2
Avg. Stride Length [m]	6.9	7.7	7.6	7.5	7.4	7.5	7.7	7.6	7.6	7.6



- [ ] Ranking at each section and finish
- .-.- No data available at this section
- NA No data available



Horse/Jockey Name	Lets Torque A Deel
Final Rank	8
Fastest Section Time (Section)	0:11.38 (1800m)
Top Speed [km/h] (Section)	63.8 (1800m)
Race State	Finished



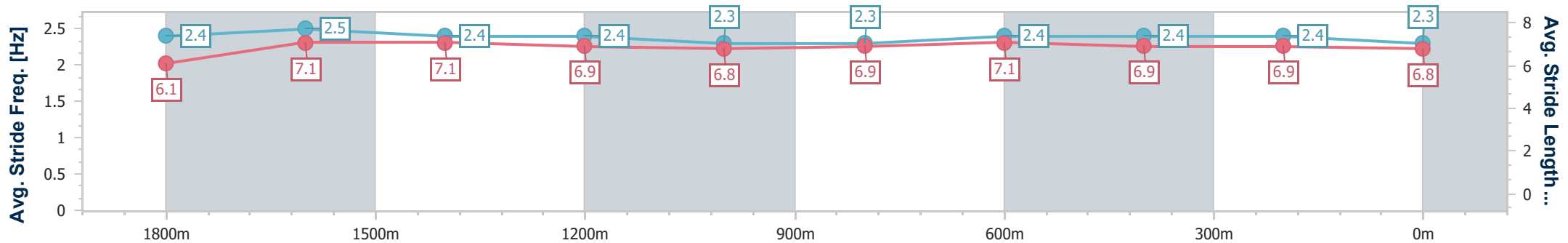
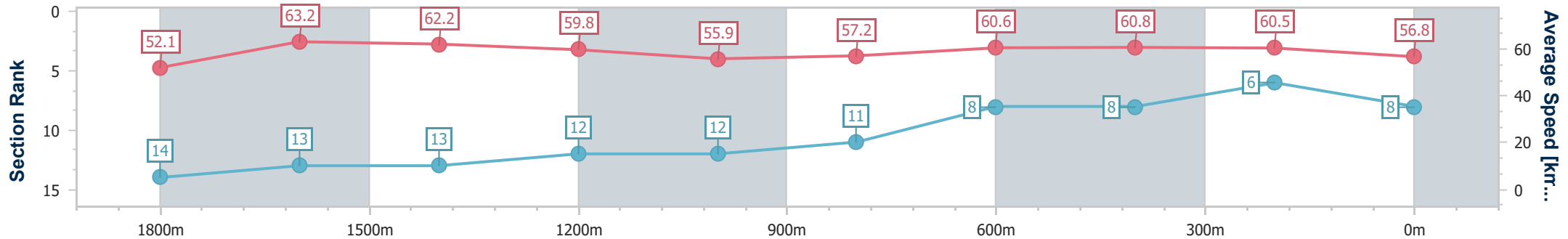
Mackay QLD Professional  
Race 8: LADBROKES RACING CLUB BENCHMARK 58  
Handicap - 2000m



10 August 2024 - 16:44

Track Rating: Good 4, Weather: Fine, Rail Position: True

Section	Overall	1800m	1600m	1400m	1200m	1000m	800m	600m	400m	200m
Section Times	2:03.78 [8] (0:13.83)	1:49.95 [14] (0:11.38)	1:38.57 [13] (0:11.76)	1:26.81 [13] (0:12.26)	1:14.55 [12] (0:12.87)	1:01.68 [12] (0:12.64)	0:49.04 [11] (0:11.94)	0:37.10 [8] (0:12.28)	0:24.82 [8] (0:12.14)	0:12.68 [6] (0:12.68)
Average Speed [km/h]	52.1	63.2	62.2	59.8	55.9	57.2	60.6	60.8	60.5	56.8
Top Speed [km/h]	61.2	63.8	63.0	62.5	57.0	58.4	63.0	62.5	61.2	59.8
Avg. Dist. to Rail [m]	9.3	3.2	2.8	2.4	1.7	1.9	2.1	4.8	8.3	10.0
Avg. Stride Freq. [Hz]	2.4	2.5	2.4	2.4	2.3	2.3	2.4	2.4	2.4	2.3
Avg. Stride Length [m]	6.1	7.1	7.1	6.9	6.8	6.9	7.1	6.9	6.9	6.8



- [ ] Ranking at each section and finish
- .-.- No data available at this section
- NA No data available



Horse/Jockey Name	Struck Twice
Final Rank	9
Fastest Section Time (Section)	0:10.62 (1800m)
Top Speed [km/h] (Section)	68.7 (1800m)
Race State	Finished



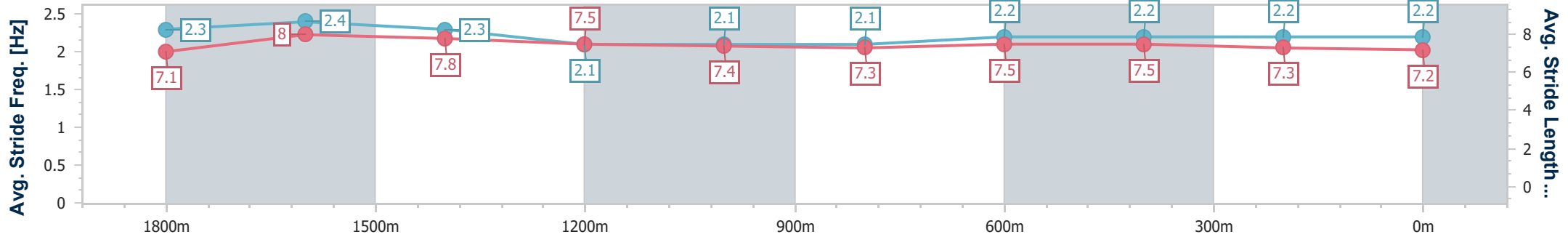
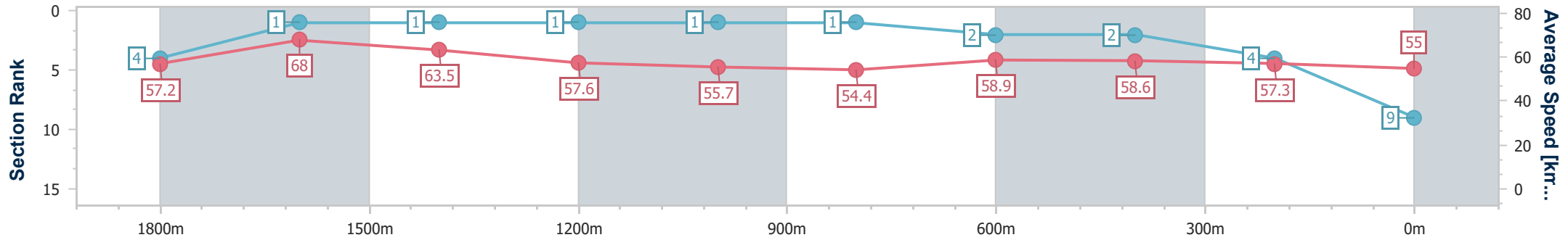
Mackay QLD Professional  
Race 8: LADBROKES RACING CLUB BENCHMARK 58  
Handicap - 2000m



10 August 2024 - 16:44

Track Rating: Good 4, Weather: Fine, Rail Position: True

Section	Overall	1800m	1600m	1400m	1200m	1000m	800m	600m	400m	200m
Section Times	2:03.83 [9] (0:12.57)	1:51.26 [4] (0:10.62)	1:40.64 [1] (0:11.54)	1:29.10 [1] (0:12.57)	1:16.53 [1] (0:12.97)	1:03.56 [1] (0:13.30)	0:50.26 [1] (0:12.25)	0:38.01 [2] (0:12.33)	0:25.68 [2] (0:12.58)	0:13.10 [4] (0:13.10)
Average Speed [km/h]	57.2	68.0	63.5	57.6	55.7	54.4	58.9	58.6	57.3	55.0
Top Speed [km/h]	66.9	68.7	68.3	59.7	56.7	55.4	61.2	60.4	58.3	57.9
Avg. Dist. to Rail [m]	6.7	6.1	2.9	1.5	1.6	1.2	0.8	0.4	2.3	2.1
Avg. Stride Freq. [Hz]	2.3	2.4	2.3	2.1	2.1	2.1	2.2	2.2	2.2	2.2
Avg. Stride Length [m]	7.1	8.0	7.8	7.5	7.4	7.3	7.5	7.5	7.3	7.2



- [ ] Ranking at each section and finish
- .-.-.- No data available at this section
- NA No data available



Horse/Jockey Name	Volarchi
Final Rank	10
Fastest Section Time (Section)	0:11.31 (1800m)
Top Speed [km/h] (Section)	64.4 (1800m)
Race State	Finished



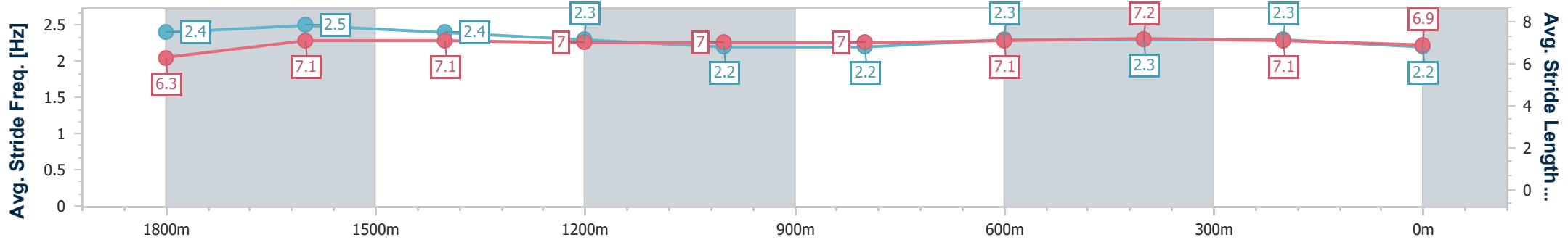
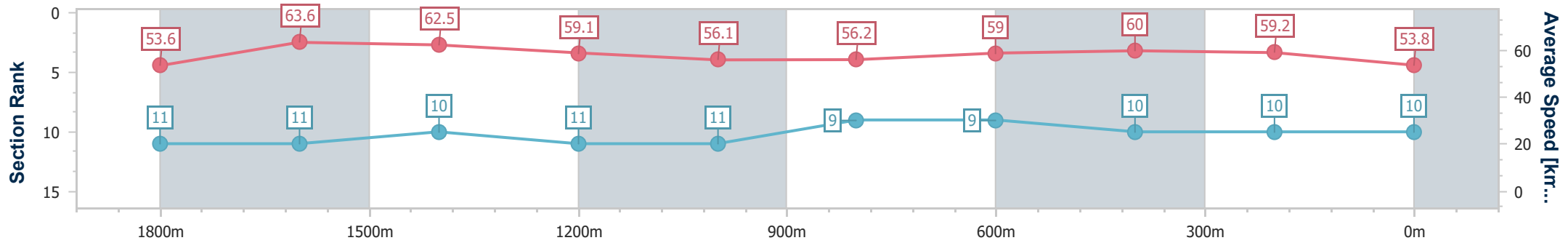
Mackay QLD Professional  
Race 8: LADBROKES RACING CLUB BENCHMARK 58  
Handicap - 2000m



10 August 2024 - 16:44

Track Rating: Good 4, Weather: Fine, Rail Position: True

Section	Overall	1800m	1600m	1400m	1200m	1000m	800m	600m	400m	200m
Section Times	2:04.76 [10] (0:13.43)	1:51.33 [11] (0:11.31)	1:40.02 [11] (0:11.69)	1:28.33 [10] (0:12.33)	1:16.00 [11] (0:12.94)	1:03.06 [11] (0:12.87)	0:50.19 [9] (0:12.29)	0:37.90 [9] (0:12.20)	0:25.70 [10] (0:12.28)	0:13.42 [10] (0:13.42)
Average Speed [km/h]	53.6	63.6	62.5	59.1	56.1	56.2	59.0	60.0	59.2	53.8
Top Speed [km/h]	63.1	64.4	63.2	62.2	57.0	57.5	60.3	60.7	60.3	58.7
Avg. Dist. to Rail [m]	5.7	2.5	2.1	2.5	2.6	2.2	2.5	2.3	5.5	9.0
Avg. Stride Freq. [Hz]	2.4	2.5	2.4	2.3	2.2	2.2	2.3	2.3	2.3	2.2
Avg. Stride Length [m]	6.3	7.1	7.1	7.0	7.0	7.0	7.1	7.2	7.1	6.9



- [ ] Ranking at each section and finish
- .-.- No data available at this section
- NA No data available



Horse/Jockey Name	Brand New
Final Rank	11
Fastest Section Time (Section)	0:10.75 (1800m)
Top Speed [km/h] (Section)	68.2 (1800m)
Race State	Finished



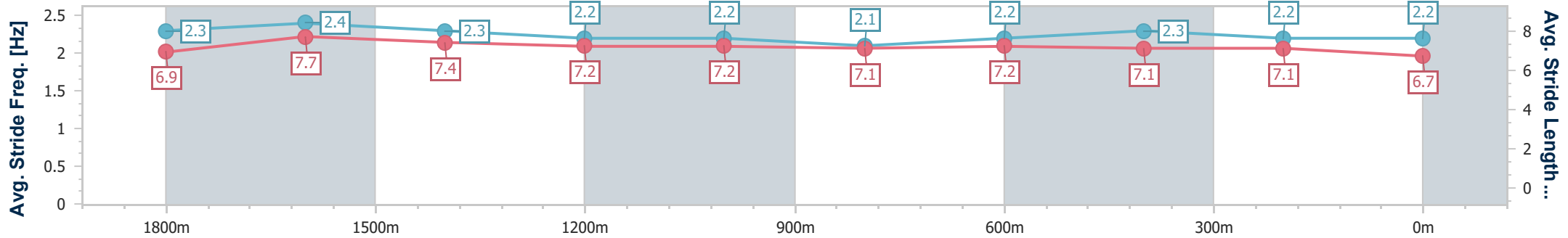
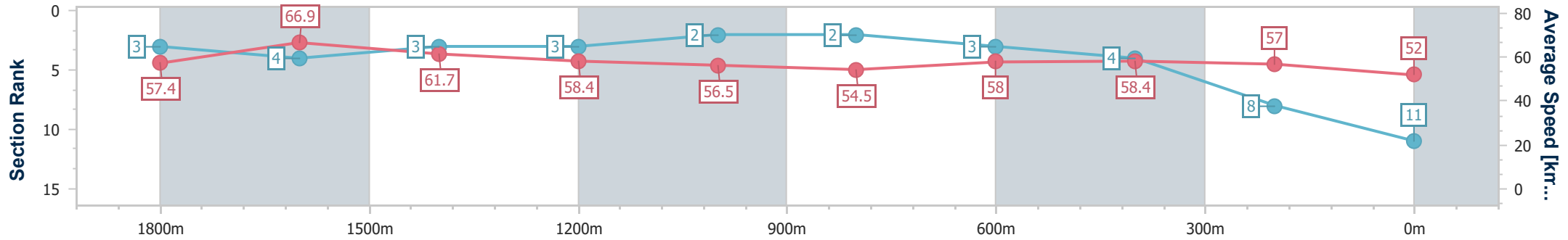
Mackay QLD Professional  
Race 8: LADBROKES RACING CLUB BENCHMARK 58  
Handicap - 2000m



10 August 2024 - 16:44

Track Rating: Good 4, Weather: Fine, Rail Position: True

Section	Overall	1800m	1600m	1400m	1200m	1000m	800m	600m	400m	200m
Section Times	2:05.01 [11] (0:12.55)	1:52.46 [3] (0:10.75)	1:41.71 [4] (0:11.78)	1:29.93 [3] (0:12.43)	1:17.50 [3] (0:12.85)	1:04.65 [2] (0:13.23)	0:51.42 [2] (0:12.46)	0:38.96 [3] (0:12.45)	0:26.51 [4] (0:12.66)	0:13.85 [8] (0:13.85)
Average Speed [km/h]	57.4	66.9	61.7	58.4	56.5	54.5	58.0	58.4	57.0	52.0
Top Speed [km/h]	67.6	68.2	65.2	60.2	57.9	55.9	59.9	59.0	57.5	56.4
Avg. Dist. to Rail [m]	3.8	2.3	1.3	1.9	2.3	1.9	1.5	0.9	3.0	4.0
Avg. Stride Freq. [Hz]	2.3	2.4	2.3	2.2	2.2	2.1	2.2	2.3	2.2	2.2
Avg. Stride Length [m]	6.9	7.7	7.4	7.2	7.2	7.1	7.2	7.1	7.1	6.7



- [ ] Ranking at each section and finish
- .-.- No data available at this section
- NA No data available



Horse/Jockey Name	Gold Witness
Final Rank	12
Fastest Section Time (Section)	0:10.96 (1800m)
Top Speed [km/h] (Section)	66.7 (1800m)
Race State	Finished



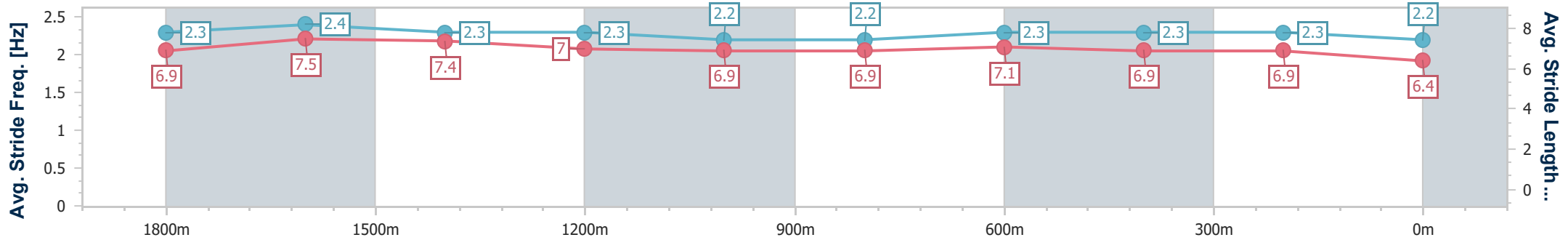
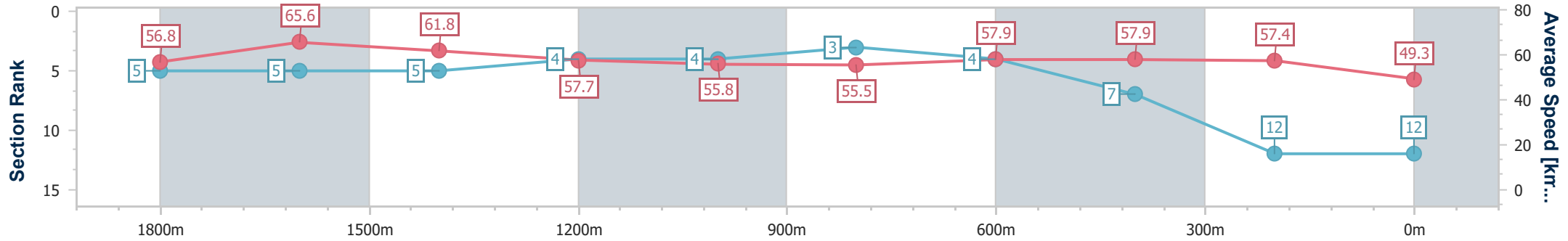
Mackay QLD Professional  
Race 8: LADBROKES RACING CLUB BENCHMARK 58  
Handicap - 2000m



10 August 2024 - 16:44

Track Rating: Good 4, Weather: Fine, Rail Position: True

Section	Overall	1800m	1600m	1400m	1200m	1000m	800m	600m	400m	200m
Section Times	2:06.06 [12] (0:12.68)	1:53.38 [5] (0:10.96)	1:42.42 [5] (0:11.69)	1:30.73 [5] (0:12.47)	1:18.26 [4] (0:12.95)	1:05.31 [4] (0:13.03)	0:52.28 [3] (0:12.45)	0:39.83 [4] (0:12.60)	0:27.23 [7] (0:12.59)	0:14.64 [12] (0:14.64)
Average Speed [km/h]	56.8	65.6	61.8	57.7	55.8	55.5	57.9	57.9	57.4	49.3
Top Speed [km/h]	66.3	66.7	64.9	60.1	56.7	56.1	60.1	59.5	58.2	57.7
Avg. Dist. to Rail [m]	2.1	1.2	0.3	0.4	0.5	1.3	1.2	1.8	2.9	4.6
Avg. Stride Freq. [Hz]	2.3	2.4	2.3	2.3	2.2	2.2	2.3	2.3	2.3	2.2
Avg. Stride Length [m]	6.9	7.5	7.4	7.0	6.9	6.9	7.1	6.9	6.9	6.4



- [ ] Ranking at each section and finish
- .-.- No data available at this section
- NA No data available





Horse/Jockey Name	I Say Boom
Final Rank	13
Fastest Section Time (Section)	0:11.30 (1800m)
Top Speed [km/h] (Section)	64.3 (1800m)
Race State	Finished



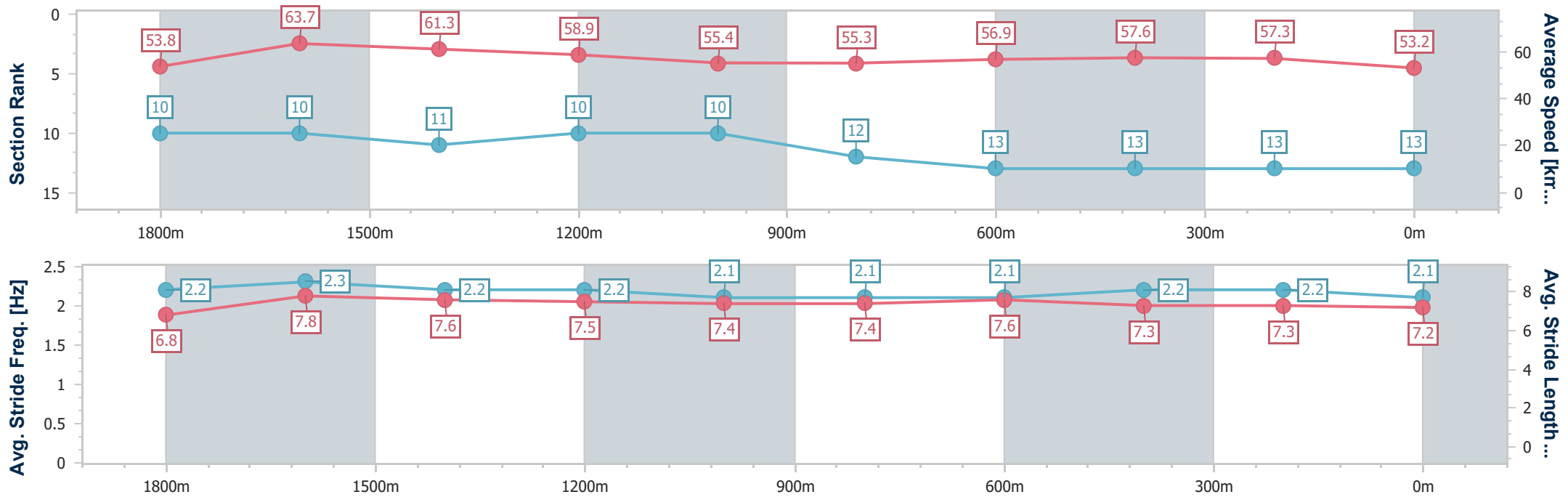
Mackay QLD Professional  
Race 8: LADBROKES RACING CLUB BENCHMARK 58  
Handicap - 2000m



10 August 2024 - 16:44

Track Rating: Good 4, Weather: Fine, Rail Position: True

Section	Overall	1800m	1600m	1400m	1200m	1000m	800m	600m	400m	200m
Section Times	2:06.14 [13] (0:13.39)	1:52.75 [10] (0:11.30)	1:41.45 [10] (0:11.75)	1:29.70 [11] (0:12.22)	1:17.48 [10] (0:13.02)	1:04.46 [10] (0:13.09)	0:51.37 [12] (0:12.65)	0:38.72 [13] (0:12.58)	0:26.14 [13] (0:12.61)	0:13.53 [13] (0:13.53)
Average Speed [km/h]	53.8	63.7	61.3	58.9	55.4	55.3	56.9	57.6	57.3	53.2
Top Speed [km/h]	63.1	64.3	63.4	61.7	56.8	57.1	58.6	58.7	58.1	56.7
Avg. Dist. to Rail [m]	7.0	2.3	0.3	0.9	1.6	1.2	0.8	0.6	3.5	4.3
Avg. Stride Freq. [Hz]	2.2	2.3	2.2	2.2	2.1	2.1	2.1	2.2	2.2	2.1
Avg. Stride Length [m]	6.8	7.8	7.6	7.5	7.4	7.4	7.6	7.3	7.3	7.2



- [ ] Ranking at each section and finish
- .-.- No data available at this section
- NA No data available



Horse/Jockey Name	Roznamla
Final Rank	14
Fastest Section Time (Section)	0:11.39 (1800m)
Top Speed [km/h] (Section)	63.6 (1800m)
Race State	Finished



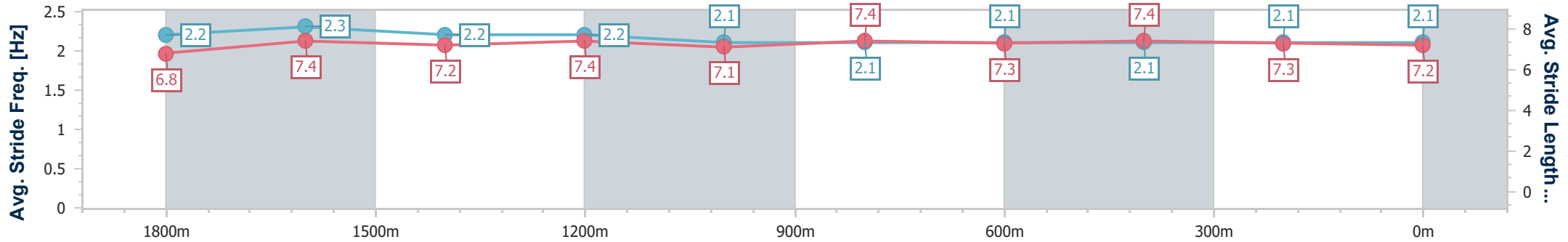
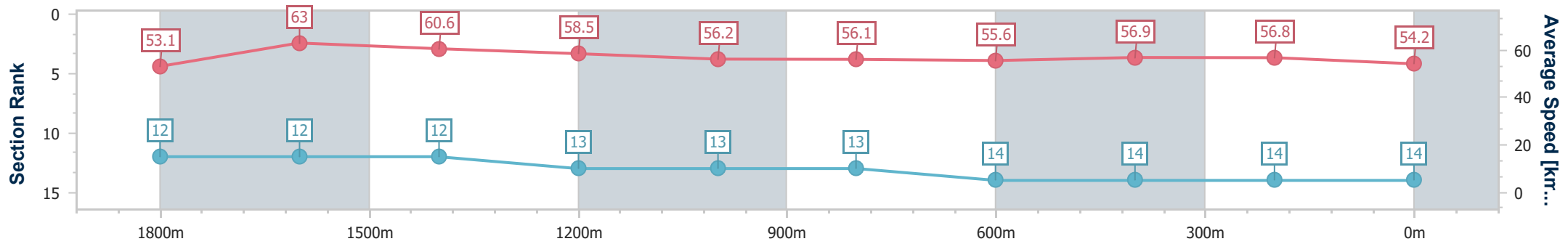
Mackay QLD Professional  
Race 8: LADBROKES RACING CLUB BENCHMARK 58  
Handicap - 2000m



10 August 2024 - 16:44

Track Rating: Good 4, Weather: Fine, Rail Position: True

Section	Overall	1800m	1600m	1400m	1200m	1000m	800m	600m	400m	200m
Section Times	2:06.60 [14] (0:13.58)	1:53.02 [12] (0:11.39)	1:41.63 [12] (0:11.97)	1:29.66 [12] (0:12.39)	1:17.27 [13] (0:12.80)	1:04.47 [13] (0:12.93)	0:51.54 [13] (0:13.00)	0:38.54 [14] (0:12.63)	0:25.91 [14] (0:12.63)	0:13.28 [14] (0:13.28)
Average Speed [km/h]	53.1	63.0	60.6	58.5	56.2	56.1	55.6	56.9	56.8	54.2
Top Speed [km/h]	63.1	63.6	62.6	60.9	57.3	57.6	56.6	57.8	57.6	56.7
Avg. Dist. to Rail [m]	4.0	1.1	0.9	0.8	1.5	2.0	1.8	0.6	0.4	0.6
Avg. Stride Freq. [Hz]	2.2	2.3	2.2	2.2	2.1	2.1	2.1	2.1	2.1	2.1
Avg. Stride Length [m]	6.8	7.4	7.2	7.4	7.1	7.4	7.3	7.4	7.3	7.2



- [ ] Ranking at each section and finish
- .-.- No data available at this section
- NA No data available