



Mackay QLD Professional

Race 1: Sky Racing BM60 Handicap - 1800m

17 September 2024 - 13:20



MACKAY TURF CLUB
Ooralea Racecourse

Track Rating: Good 4, Weather: Overcast, Rail Position: +3m Entire

Section		Overall	1600m	1400m	1200m	1000m	800m	600m	Last 600m				
Field Times		1:51.73 (0:14.49)	1:37.24 (0:11.49)	1:25.75 (0:12.23)	1:13.52 (0:12.72)	1:00.80 (0:12.39)	0:48.41 (0:12.16)	0:36.25 (0:12.08)	0:36.25				
Rank	TAB Horse/Jockey	Barrier	Top Speed [km/h]	Fastest Section									Distance Travelled [m]
1	5 WHATJEUDOIN' Justin Stanley	2	65.8 Overall	0:11.49 1600m	1:51.73 [1] (0:14.49)	1:37.24 [1] (0:11.49)	1:25.75 [1] (0:12.23)	1:13.52 [1] (0:12.72)	1:00.80 [1] (0:12.39)	0:48.41 [1] (0:12.16)	0:36.25 [1] (0:12.08)	0:36.25	
2	8 TORQUE ESPAGNA Leah Martyn	7	62.8 1600m	0:11.72 400m	1:51.83 [2] (0:15.04)	1:36.79 [6] (0:11.82)	1:24.97 [6] (0:12.34)	1:12.63 [6] (0:12.61)	1:00.02 [6] (0:12.37)	0:47.65 [6] (0:11.84)	0:35.81 [5] (0:12.09)	0:35.81	+9
3	4 STREET GLORY Jackson Murphy	3	64.4 Overall	0:11.52 1600m	1:51.86 [3] (0:14.55)	1:37.31 [2] (0:11.52)	1:25.79 [2] (0:12.43)	1:13.36 [2] (0:12.53)	1:00.83 [2] (0:12.36)	0:48.47 [2] (0:12.17)	0:36.30 [2] (0:12.22)	0:36.30	+7
4	1 BLUE SWIMMER Michael Murphy	8	63.0 200m	0:11.76 400m	1:52.18 [4] (0:15.14)	1:37.04 [7] (0:12.11)	1:24.93 [7] (0:12.33)	1:12.60 [7] (0:12.37)	1:00.23 [7] (0:12.49)	0:47.74 [7] (0:11.86)	0:35.88 [7] (0:11.99)	0:35.88	+12
5	6 ZELSON Nathan Thomas	5	63.0 400m	0:11.80 400m	1:52.19 [5] (0:15.54)	1:36.65 [8] (0:12.21)	1:24.44 [8] (0:12.25)	1:12.19 [8] (0:12.20)	0:59.99 [8] (0:12.25)	0:47.74 [8] (0:11.90)	0:35.84 [8] (0:12.05)	0:35.84	+1
6	7 SHADOW PROJECT Scott Sheargold	4	63.4 Overall	0:11.88 400m	1:52.20 [6] (0:14.68)	1:37.52 [3] (0:11.89)	1:25.63 [4] (0:12.32)	1:13.31 [4] (0:12.57)	1:00.74 [4] (0:12.38)	0:48.36 [4] (0:12.05)	0:36.31 [4] (0:12.10)	0:36.31	+10
7	2 MOTAMAYIZ Nikki Olzard	6	63.3 Overall	0:11.88 400m	1:52.50 [7] (0:14.80)	1:37.70 [5] (0:11.95)	1:25.75 [5] (0:12.37)	1:13.38 [5] (0:12.53)	1:00.85 [5] (0:12.38)	0:48.47 [5] (0:12.02)	0:36.45 [6] (0:12.04)	0:36.45	+1
8	3 PATTI WAGGIN Chris Whiteley	1	63.0 Overall	0:11.78 1600m	1:52.61 [8] (0:14.72)	1:37.89 [4] (0:11.78)	1:26.11 [3] (0:12.26)	1:13.85 [3] (0:12.61)	1:01.24 [3] (0:12.39)	0:48.85 [3] (0:11.99)	0:36.86 [3] (0:12.12)	0:36.86	+3

[] Ranking at each section and finish
 -:-:- No data available at this section
 NA No data available

SCN Saddle cloth number
 DNF Did not finish
 DNT Did not track



Mackay QLD Professional

Race 1: Sky Racing BM60 Handicap - 1800m

17 September 2024 - 13:20



MACKAY TURF CLUB
Ooralea Racecourse

Track Rating: Good 4, Weather: Overcast, Rail Position: +3m Entire

Section				400m	200m			Last 600m	
Field Times				0:24.17 (0:11.81)	0:12.36 (0:12.36)			0:36.25	
Rank	TAB	Horse/Jockey	Barrier	Top Speed [km/h]	Fastest Section	Margin		Distance Travelled [m]	
1	5	WHATJEUDOIN' Justin Stanley	2	65.8 Overall	0:11.49 1600m	0:24.17 [1] (0:11.81)	0:12.36 [1] (0:12.36)	1:51.73	0:36.25
2	8	TORQUE ESPAGNA Leah Martyn	7	62.8 1600m	0:11.72 400m	0:23.72 [6] (0:11.72)	0:12.00 [3] (0:12.00)	0.59L	0:35.81 +9
3	4	STREET GLORY Jackson Murphy	3	64.4 Overall	0:11.52 1600m	0:24.08 [2] (0:11.87)	0:12.21 [2] (0:12.21)	0.77L	0:36.30 +7
4	1	BLUE SWIMMER Michael Murphy	8	63.0 200m	0:11.76 400m	0:23.89 [7] (0:11.76)	0:12.13 [7] (0:12.13)	2.61L	0:35.88 +12
5	6	ZELSON Nathan Thomas	5	63.0 400m	0:11.80 400m	0:23.79 [8] (0:11.80)	0:11.99 [8] (0:11.99)	2.7L	0:35.84 +1
6	7	SHADOW PROJECT Scott Sheargold	4	63.4 Overall	0:11.88 400m	0:24.21 [4] (0:11.88)	0:12.33 [4] (0:12.33)	2.74L	0:36.31 +10
7	2	MOTAMAYIZ Nikki Olzard	6	63.3 Overall	0:11.88 400m	0:24.41 [5] (0:11.88)	0:12.53 [6] (0:12.53)	4.54L	0:36.45 +1
8	3	PATTI WAGGIN Chris Whiteley	1	63.0 Overall	0:11.78 1600m	0:24.74 [3] (0:12.08)	0:12.66 [5] (0:12.66)	5.15L	0:36.86 +3



Horse/Jockey Name	Whatjeudoin'
Final Rank	1
Fastest Section Time (Section)	0:11.49 (1600m)
Top Speed [km/h] (Section)	65.8 (Overall)
Race State	Finished

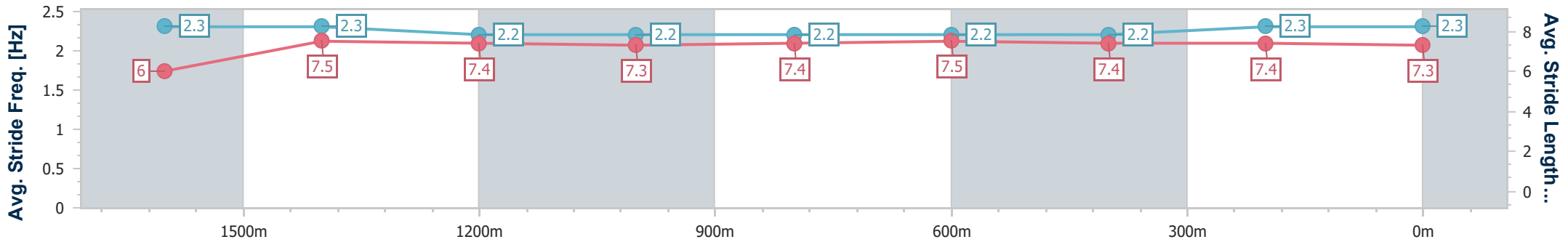
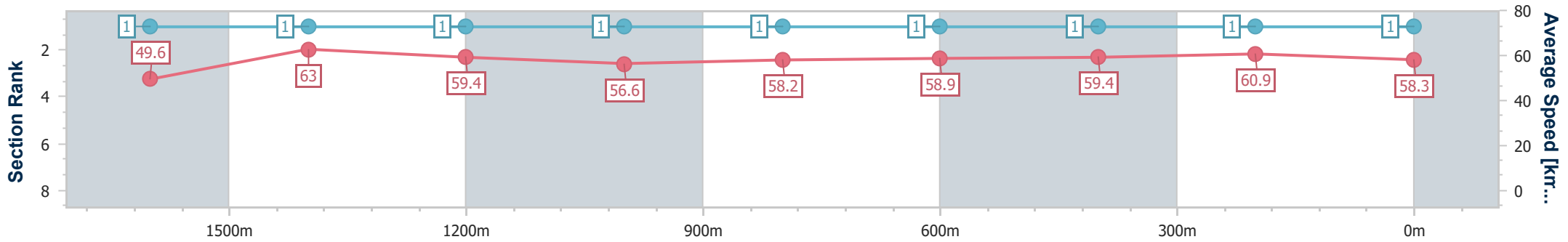


Mackay QLD Professional
 Race 1: Sky Racing BM60 Handicap - 1800m
 17 September 2024 - 13:20



Track Rating: Good 4, Weather: Overcast, Rail Position: +3m Entire

Section	Overall	1600m	1400m	1200m	1000m	800m	600m	400m	200m
Section Times	1:51.73 [1] (0:14.49)	1:37.24 [1] (0:11.49)	1:25.75 [1] (0:12.23)	1:13.52 [1] (0:12.72)	1:00.80 [1] (0:12.39)	0:48.41 [1] (0:12.16)	0:36.25 [1] (0:12.08)	0:24.17 [1] (0:11.81)	0:12.36 [1] (0:12.36)
Average Speed [km/h]	49.6	63.0	59.4	56.6	58.2	58.9	59.4	60.9	58.3
Top Speed [km/h]	65.8	65.4	60.7	57.9	59.0	59.8	60.4	62.2	60.6
Avg. Dist. to Rail [m]	2.7	0.8	1.4	0.9	0.5	0.7	0.7	0.9	0.7
Avg. Stride Freq. [Hz]	2.3	2.3	2.2	2.2	2.2	2.2	2.2	2.3	2.3
Avg. Stride Length [m]	6.0	7.5	7.4	7.3	7.4	7.5	7.4	7.4	7.3



- [] Ranking at each section and finish
- .-.- No data available at this section
- NA No data available



Horse/Jockey Name	Torque Espagna
Final Rank	2
Fastest Section Time (Section)	0:11.72 (400m)
Top Speed [km/h] (Section)	62.8 (1600m)
Race State	Finished



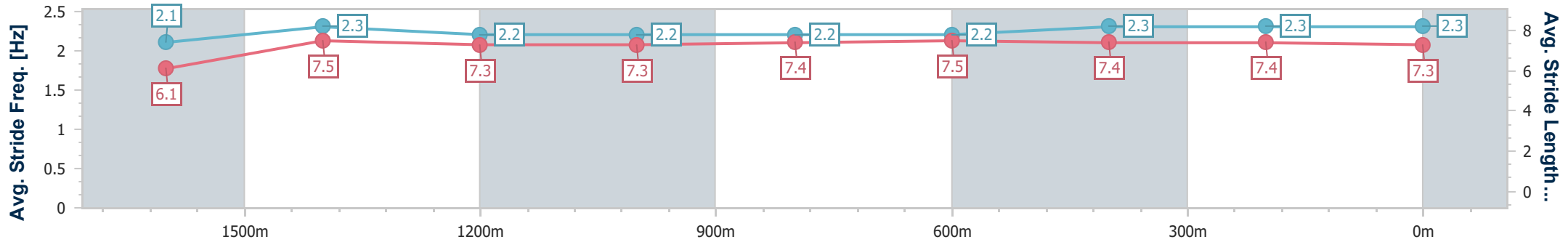
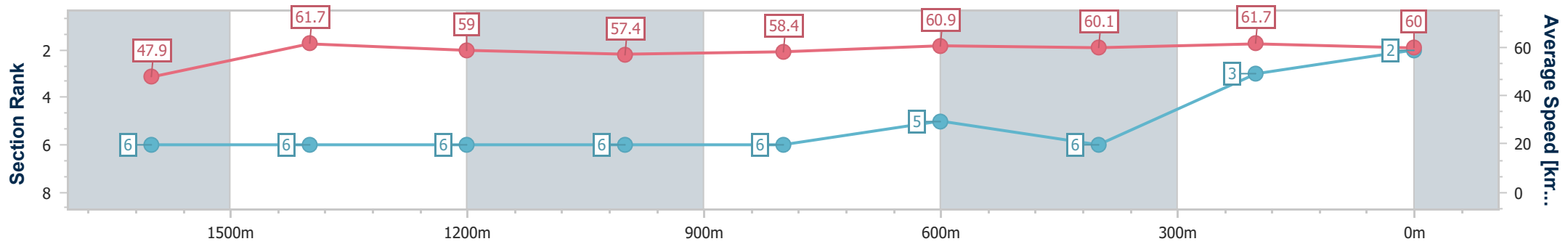
Mackay QLD Professional
Race 1: Sky Racing BM60 Handicap - 1800m



17 September 2024 - 13:20

Track Rating: Good 4, Weather: Overcast, Rail Position: +3m Entire

Section	Overall	1600m	1400m	1200m	1000m	800m	600m	400m	200m
Section Times	1:51.83 [2] (0:15.04)	1:36.79 [6] (0:11.82)	1:24.97 [6] (0:12.34)	1:12.63 [6] (0:12.61)	1:00.02 [6] (0:12.37)	0:47.65 [6] (0:11.84)	0:35.81 [5] (0:12.09)	0:23.72 [6] (0:11.72)	0:12.00 [3] (0:12.00)
Average Speed [km/h]	47.9	61.7	59.0	57.4	58.4	60.9	60.1	61.7	60.0
Top Speed [km/h]	62.1	62.8	61.7	59.2	60.6	61.6	62.0	62.7	62.4
Avg. Dist. to Rail [m]	6.7	2.1	2.1	2.0	1.2	0.7	1.1	4.7	4.4
Avg. Stride Freq. [Hz]	2.1	2.3	2.2	2.2	2.2	2.2	2.3	2.3	2.3
Avg. Stride Length [m]	6.1	7.5	7.3	7.3	7.4	7.5	7.4	7.4	7.3



- [] Ranking at each section and finish
- .-.- No data available at this section
- NA No data available



Horse/Jockey Name	Street Glory
Final Rank	3
Fastest Section Time (Section)	0:11.52 (1600m)
Top Speed [km/h] (Section)	64.4 (Overall)
Race State	Finished



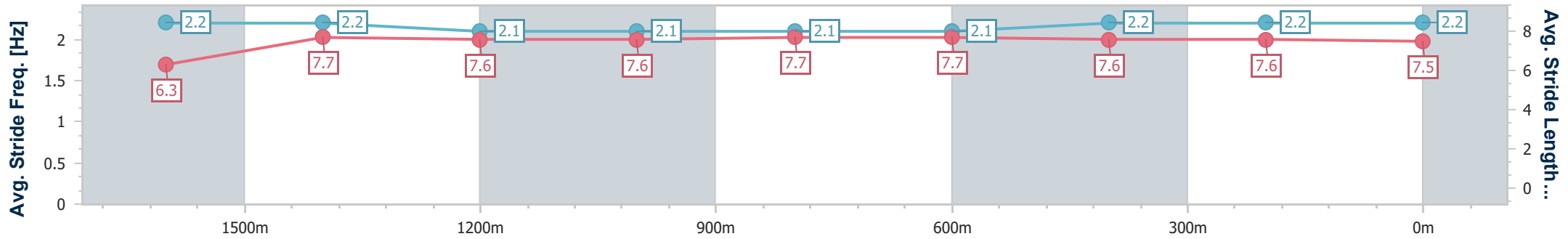
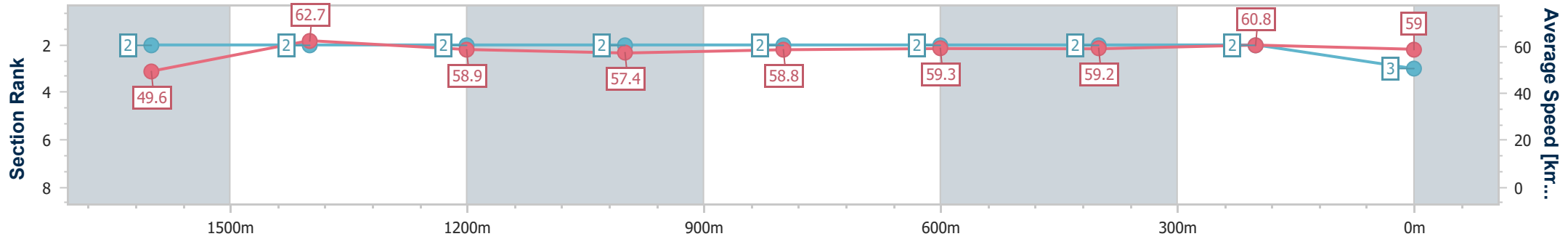
Mackay QLD Professional
Race 1: Sky Racing BM60 Handicap - 1800m



17 September 2024 - 13:20

Track Rating: Good 4, Weather: Overcast, Rail Position: +3m Entire

Section	Overall	1600m	1400m	1200m	1000m	800m	600m	400m	200m
Section Times	1:51.86 [3] (0:14.55)	1:37.31 [2] (0:11.52)	1:25.79 [2] (0:12.43)	1:13.36 [2] (0:12.53)	1:00.83 [2] (0:12.36)	0:48.47 [2] (0:12.17)	0:36.30 [2] (0:12.22)	0:24.08 [2] (0:11.87)	0:12.21 [2] (0:12.21)
Average Speed [km/h]	49.6	62.7	58.9	57.4	58.8	59.3	59.2	60.8	59.0
Top Speed [km/h]	64.4	64.2	60.2	58.2	59.7	59.9	60.3	61.5	61.2
Avg. Dist. to Rail [m]	4.0	1.1	2.3	1.7	1.8	1.6	0.4	2.5	2.4
Avg. Stride Freq. [Hz]	2.2	2.2	2.1	2.1	2.1	2.1	2.2	2.2	2.2
Avg. Stride Length [m]	6.3	7.7	7.6	7.6	7.7	7.7	7.6	7.6	7.5



- [] Ranking at each section and finish
- .-.- No data available at this section
- NA No data available



Horse/Jockey Name	Blue Swimmer
Final Rank	4
Fastest Section Time (Section)	0:11.76 (400m)
Top Speed [km/h] (Section)	63.0 (200m)
Race State	Finished



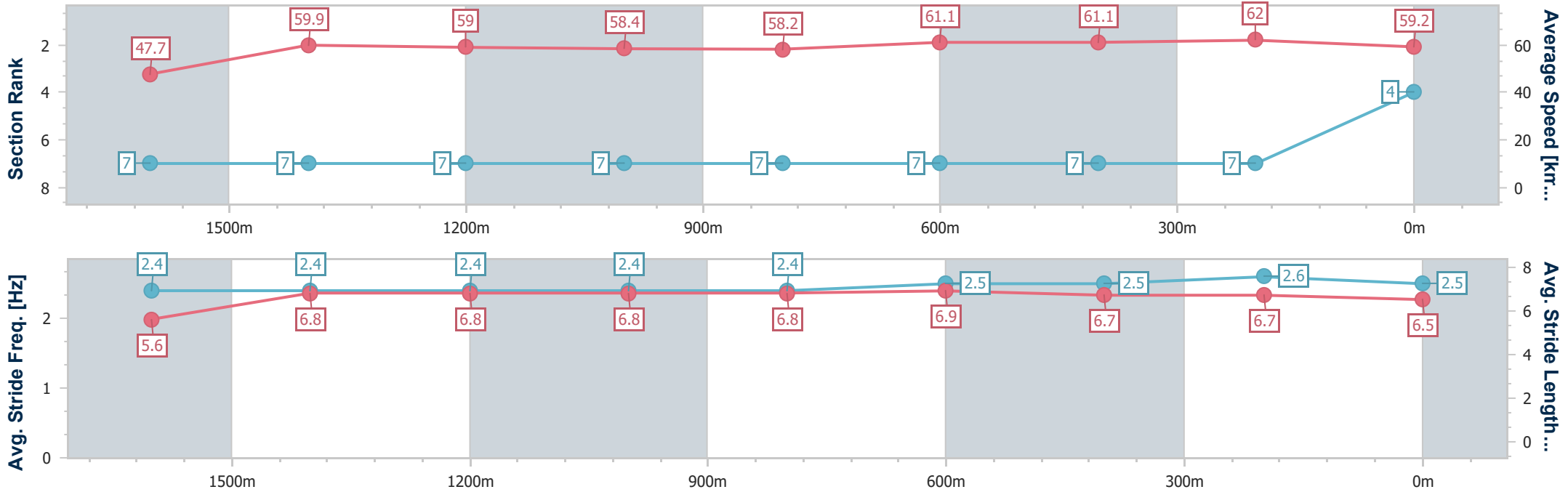
Mackay QLD Professional
Race 1: Sky Racing BM60 Handicap - 1800m



17 September 2024 - 13:20

Track Rating: Good 4, Weather: Overcast, Rail Position: +3m Entire

Section	Overall	1600m	1400m	1200m	1000m	800m	600m	400m	200m
Section Times	1:52.18 [4] (0:15.14)	1:37.04 [7] (0:12.11)	1:24.93 [7] (0:12.33)	1:12.60 [7] (0:12.37)	1:00.23 [7] (0:12.49)	0:47.74 [7] (0:11.86)	0:35.88 [7] (0:11.99)	0:23.89 [7] (0:11.76)	0:12.13 [7] (0:12.13)
Average Speed [km/h]	47.7	59.9	59.0	58.4	58.2	61.1	61.1	62.0	59.2
Top Speed [km/h]	61.7	60.9	61.0	60.1	61.0	62.1	62.1	62.7	63.0
Avg. Dist. to Rail [m]	6.4	1.1	2.1	1.9	1.9	2.1	2.6	5.2	6.0
Avg. Stride Freq. [Hz]	2.4	2.4	2.4	2.4	2.4	2.5	2.5	2.6	2.5
Avg. Stride Length [m]	5.6	6.8	6.8	6.8	6.8	6.9	6.7	6.7	6.5



- [] Ranking at each section and finish
- .-.- No data available at this section
- NA No data available



Horse/Jockey Name	Zelson
Final Rank	5
Fastest Section Time (Section)	0:11.80 (400m)
Top Speed [km/h] (Section)	63.0 (400m)
Race State	Finished

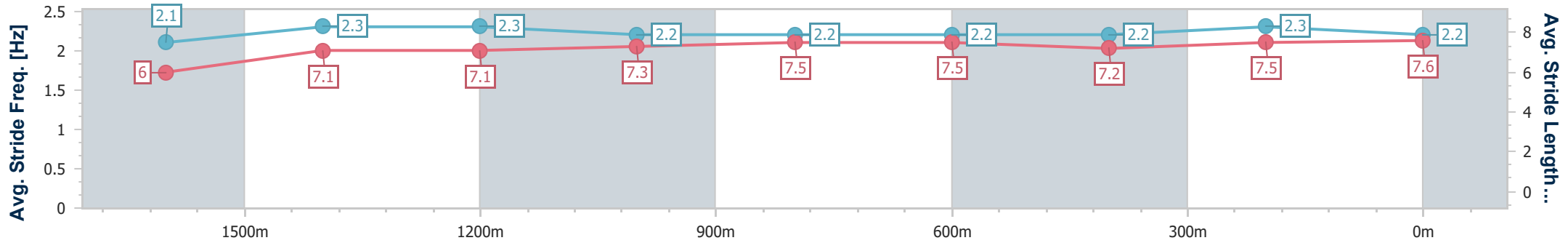
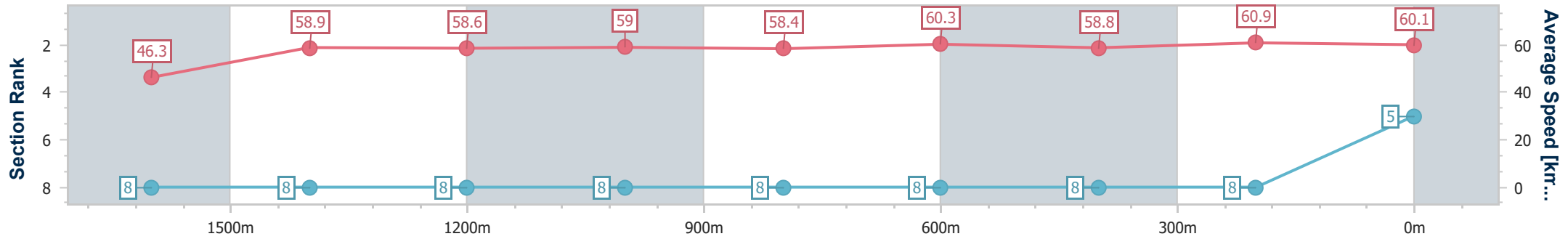


Mackay QLD Professional
 Race 1: Sky Racing BM60 Handicap - 1800m
 17 September 2024 - 13:20



Track Rating: Good 4, Weather: Overcast, Rail Position: +3m Entire

Section	Overall	1600m	1400m	1200m	1000m	800m	600m	400m	200m
Section Times	1:52.19 [5] (0:15.54)	1:36.65 [8] (0:12.21)	1:24.44 [8] (0:12.25)	1:12.19 [8] (0:12.20)	0:59.99 [8] (0:12.25)	0:47.74 [8] (0:11.90)	0:35.84 [8] (0:12.05)	0:23.79 [8] (0:11.80)	0:11.99 [8] (0:11.99)
Average Speed [km/h]	46.3	58.9	58.6	59.0	58.4	60.3	58.8	60.9	60.1
Top Speed [km/h]	60.2	60.1	59.4	60.3	59.6	61.2	59.6	63.0	62.1
Avg. Dist. to Rail [m]	3.6	0.5	0.4	0.6	1.7	1.0	1.9	2.4	4.1
Avg. Stride Freq. [Hz]	2.1	2.3	2.3	2.2	2.2	2.2	2.2	2.3	2.2
Avg. Stride Length [m]	6.0	7.1	7.1	7.3	7.5	7.5	7.2	7.5	7.6



- [] Ranking at each section and finish
- .-.- No data available at this section
- NA No data available



Horse/Jockey Name	Shadow Project
Final Rank	6
Fastest Section Time (Section)	0:11.88 (400m)
Top Speed [km/h] (Section)	63.4 (Overall)
Race State	Finished



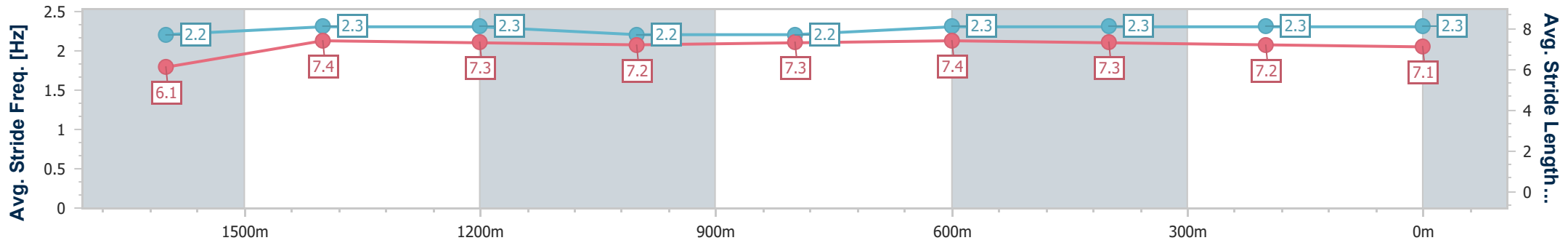
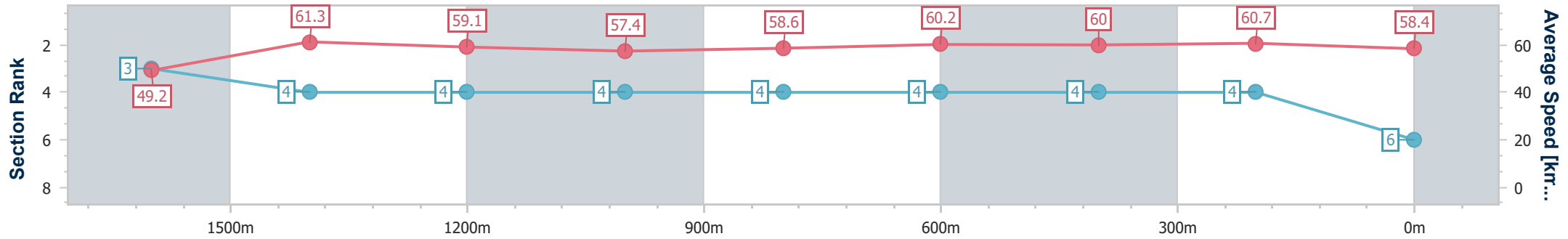
Mackay QLD Professional
Race 1: Sky Racing BM60 Handicap - 1800m



17 September 2024 - 13:20

Track Rating: Good 4, Weather: Overcast, Rail Position: +3m Entire

Section	Overall	1600m	1400m	1200m	1000m	800m	600m	400m	200m
Section Times	1:52.20 [6] (0:14.68)	1:37.52 [3] (0:11.89)	1:25.63 [4] (0:12.32)	1:13.31 [4] (0:12.57)	1:00.74 [4] (0:12.38)	0:48.36 [4] (0:12.05)	0:36.31 [4] (0:12.10)	0:24.21 [4] (0:11.88)	0:12.33 [4] (0:12.33)
Average Speed [km/h]	49.2	61.3	59.1	57.4	58.6	60.2	60.0	60.7	58.4
Top Speed [km/h]	63.4	62.2	61.7	59.1	60.1	60.9	61.2	61.3	60.9
Avg. Dist. to Rail [m]	5.1	1.6	2.3	1.5	1.4	2.3	1.1	3.1	3.3
Avg. Stride Freq. [Hz]	2.2	2.3	2.3	2.2	2.2	2.3	2.3	2.3	2.3
Avg. Stride Length [m]	6.1	7.4	7.3	7.2	7.3	7.4	7.3	7.2	7.1



- [] Ranking at each section and finish
- .-.- No data available at this section
- NA No data available



Horse/Jockey Name	Motamayiz
Final Rank	7
Fastest Section Time (Section)	0:11.88 (400m)
Top Speed [km/h] (Section)	63.3 (Overall)
Race State	Finished



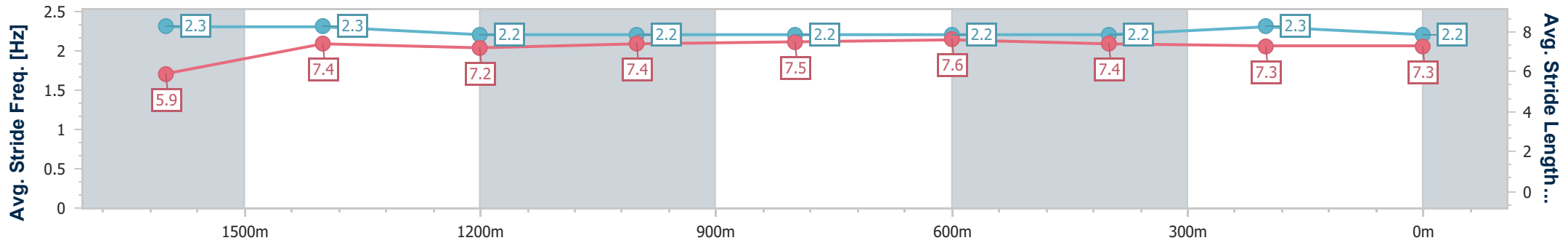
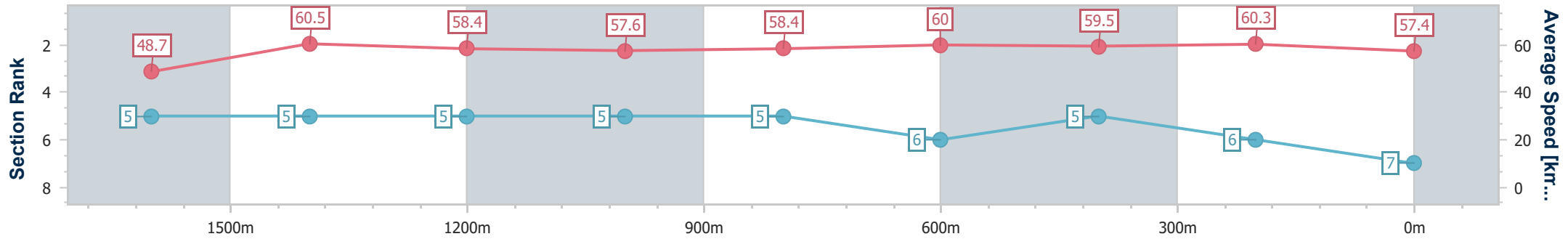
Mackay QLD Professional
Race 1: Sky Racing BM60 Handicap - 1800m



17 September 2024 - 13:20

Track Rating: Good 4, Weather: Overcast, Rail Position: +3m Entire

Section	Overall	1600m	1400m	1200m	1000m	800m	600m	400m	200m
Section Times	1:52.50 [7] (0:14.80)	1:37.70 [5] (0:11.95)	1:25.75 [5] (0:12.37)	1:13.38 [5] (0:12.53)	1:00.85 [5] (0:12.38)	0:48.47 [5] (0:12.02)	0:36.45 [6] (0:12.04)	0:24.41 [5] (0:11.88)	0:12.53 [6] (0:12.53)
Average Speed [km/h]	48.7	60.5	58.4	57.6	58.4	60.0	59.5	60.3	57.4
Top Speed [km/h]	63.3	61.2	60.0	59.0	60.0	60.6	60.5	61.4	60.4
Avg. Dist. to Rail [m]	6.1	0.9	1.2	1.1	0.8	0.6	0.6	1.3	1.9
Avg. Stride Freq. [Hz]	2.3	2.3	2.2	2.2	2.2	2.2	2.2	2.3	2.2
Avg. Stride Length [m]	5.9	7.4	7.2	7.4	7.5	7.6	7.4	7.3	7.3



- [] Ranking at each section and finish
- .-.- No data available at this section
- NA No data available



Horse/Jockey Name	Patti Waggin
Final Rank	8
Fastest Section Time (Section)	0:11.78 (1600m)
Top Speed [km/h] (Section)	63.0 (Overall)
Race State	Finished



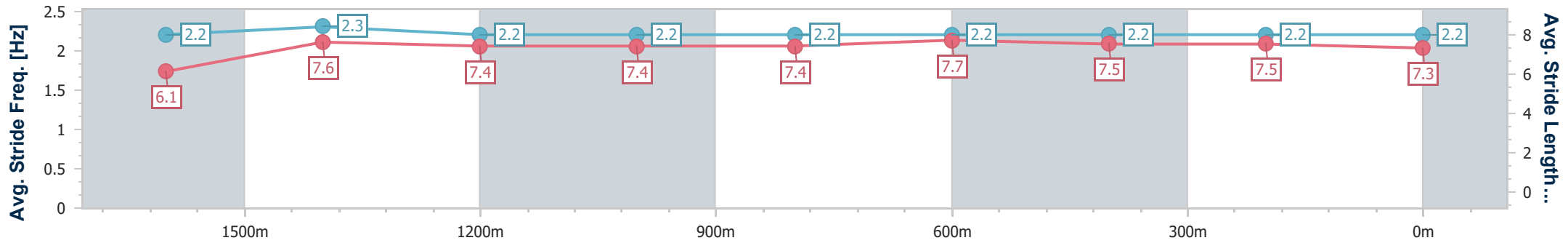
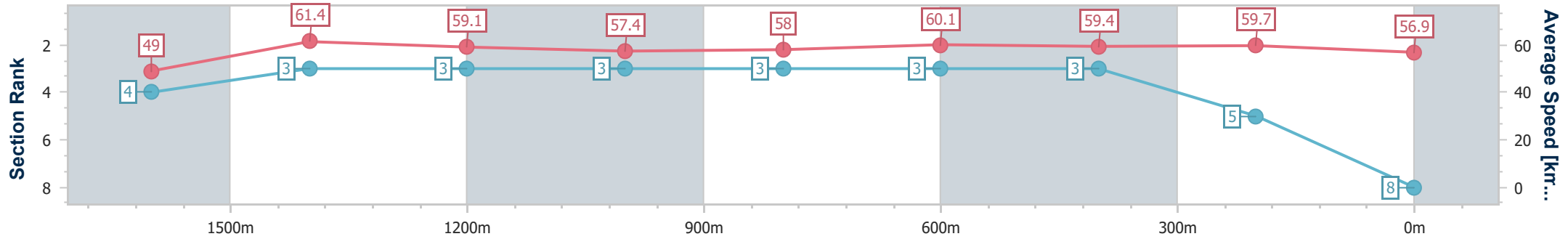
Mackay QLD Professional
Race 1: Sky Racing BM60 Handicap - 1800m



17 September 2024 - 13:20

Track Rating: Good 4, Weather: Overcast, Rail Position: +3m Entire

Section	Overall	1600m	1400m	1200m	1000m	800m	600m	400m	200m
Section Times	1:52.61 [8] (0:14.72)	1:37.89 [4] (0:11.78)	1:26.11 [3] (0:12.26)	1:13.85 [3] (0:12.61)	1:01.24 [3] (0:12.39)	0:48.85 [3] (0:11.99)	0:36.86 [3] (0:12.12)	0:24.74 [3] (0:12.08)	0:12.66 [5] (0:12.66)
Average Speed [km/h]	49.0	61.4	59.1	57.4	58.0	60.1	59.4	59.7	56.9
Top Speed [km/h]	63.0	62.1	60.8	58.7	59.6	60.9	60.1	59.8	59.6
Avg. Dist. to Rail [m]	1.6	1.0	1.5	0.8	0.7	0.3	0.4	1.2	0.9
Avg. Stride Freq. [Hz]	2.2	2.3	2.2	2.2	2.2	2.2	2.2	2.2	2.2
Avg. Stride Length [m]	6.1	7.6	7.4	7.4	7.4	7.7	7.5	7.5	7.3



- [] Ranking at each section and finish
- .-.- No data available at this section
- NA No data available



Mackay QLD Professional

Race 2: Book for Melb Cup Day Tues 5th Nov. QTIS Three-Years-Old Maiden Plate - 1100m

17 September 2024 - 13:55



MACKAY TURF CLUB
Ooralea Racecourse

Track Rating: Good 4, Weather: Overcast, Rail Position: +3m Entire

Section		Overall	1000m	800m	600m	400m	200m	Last 600m					
Field Times		1:04.73 (0:08.41)	0:56.32 (0:10.70)	0:45.62 (0:10.73)	0:34.89 (0:11.29)	0:23.60 (0:11.57)	0:12.03 (0:12.03)	0:34.89					
Rank	TAB Horse/Jockey	Barrier	Top Speed [km/h]	Fastest Section							Margin	Distance Travelled [m]	
1	4 THE HOME TEAM Ryan Wiggins	8	68.1 1000m	0:08.41 Overall	1:04.73 [1] (0:08.41)	0:56.32 [1] (0:10.85)	0:45.47 [2] (0:10.89)	0:34.58 [2] (0:11.17)	0:23.41 [2] (0:11.38)	0:12.03 [1] (0:12.03)	1:04.73	0:34.58	
2	5 WELL HELD Justin Stanley	3	68.4 1000m	0:08.46 Overall	1:04.81 [2] (0:08.46)	0:56.35 [2] (0:10.65)	0:45.70 [1] (0:10.73)	0:34.97 [1] (0:11.29)	0:23.68 [1] (0:11.60)	0:12.08 [2] (0:12.08)	0.49L	0:34.97	-4
3	1 FRASER'S RIDGE Leah Martyn	1	66.1 1000m	0:08.75 Overall	1:05.17 [3] (0:08.75)	0:56.42 [5] (0:11.25)	0:45.17 [5] (0:11.07)	0:34.10 [6] (0:11.47)	0:22.63 [5] (0:11.30)	0:11.33 [5] (0:11.33)	2.57L	0:34.10	-4
4	10 TEKOPU Justin Huxtable	4	69.9 800m	0:08.67 Overall	1:05.32 [4] (0:08.67)	0:56.65 [4] (0:10.88)	0:45.77 [3] (0:10.74)	0:35.03 [3] (0:11.26)	0:23.77 [3] (0:11.72)	0:12.05 [3] (0:12.05)	3.45L	0:35.03	-3
5	9 SAVVY MISS Chelsea Jokic	2	67.1 800m	0:08.54 Overall	1:05.86 [5] (0:08.54)	0:57.32 [3] (0:11.18)	0:46.14 [4] (0:11.03)	0:35.11 [4] (0:11.14)	0:23.97 [4] (0:11.62)	0:12.35 [4] (0:12.35)	6.64L	0:35.11	-4
6	3 MARCH MADNESS Nathan Thomas	6	67.7 800m	0:09.19 Overall	1:06.23 [6] (0:09.19)	0:57.04 [9] (0:11.02)	0:46.02 [8] (0:11.20)	0:34.82 [8] (0:11.44)	0:23.38 [8] (0:11.55)	0:11.83 [6] (0:11.83)	8.83L	0:34.82	-2
7	6 ALIVE ALIVE OH Sean Cormack	7	67.6 800m	0:08.82 Overall	1:06.59 [7] (0:08.82)	0:57.77 [6] (0:11.28)	0:46.49 [7] (0:11.06)	0:35.43 [7] (0:11.39)	0:24.04 [6] (0:11.86)	0:12.18 [7] (0:12.18)	10.93L	0:35.43	+2
8	2 GIVE ME A MISSION Jackson Murphy	5	67.1 1000m	0:08.85 Overall	1:07.92 [8] (0:08.85)	0:59.07 [7] (0:11.16)	0:47.91 [6] (0:11.02)	0:36.89 [5] (0:11.53)	0:25.36 [7] (0:12.17)	0:13.19 [8] (0:13.19)	18.74L	0:36.89	-1
9	8 MISSYPIE Chris Whiteley	9	66.6 1000m	0:09.10 Overall	1:08.22 [9] (0:09.10)	0:59.12 [8] (0:11.20)	0:47.92 [9] (0:11.12)	0:36.80 [9] (0:11.57)	0:25.23 [9] (0:11.99)	0:13.24 [9] (0:13.24)	20.51L	0:36.80	+1

Scratched: Ithinkbeta (#7)

[] Ranking at each section and finish
 -:-:- No data available at this section
 NA No data available

SCN Saddle cloth number
 DNF Did not finish
 DNT Did not track



Horse/Jockey Name	The Home Team
Final Rank	1
Fastest Section Time (Section)	0:08.41 (Overall)
Top Speed [km/h] (Section)	68.1 (1000m)
Race State	Finished



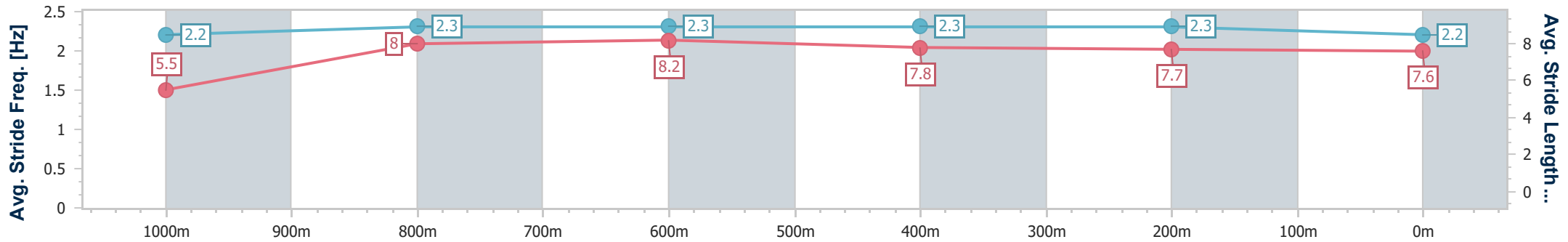
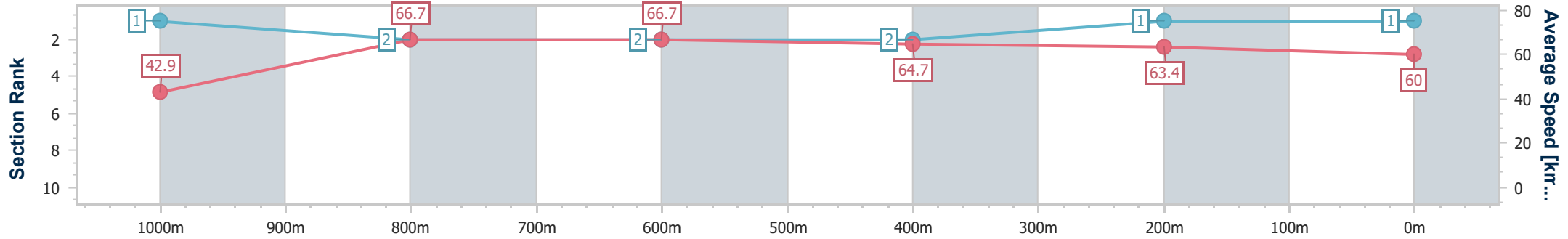
Mackay QLD Professional
**Race 2: Book for Melb Cup Day Tues 5th Nov. QTIS Three-
 Years-Old Maiden Plate - 1100m**



17 September 2024 - 13:55

Track Rating: Good 4, Weather: Overcast, Rail Position: +3m Entire

Section	Overall	1000m	800m	600m	400m	200m
Section Times	1:04.73 [1] (0:08.41)	0:56.32 [1] (0:10.85)	0:45.47 [2] (0:10.89)	0:34.58 [2] (0:11.17)	0:23.41 [2] (0:11.38)	0:12.03 [1] (0:12.03)
Average Speed [km/h]	42.9	66.7	66.7	64.7	63.4	60.0
Top Speed [km/h]	64.1	68.1	67.7	65.2	64.6	62.5
Avg. Dist. to Rail [m]	7.2	2.1	2.1	0.4	2.0	3.8
Avg. Stride Freq. [Hz]	2.2	2.3	2.3	2.3	2.3	2.2
Avg. Stride Length [m]	5.5	8.0	8.2	7.8	7.7	7.6



- [] Ranking at each section and finish
- .-.- No data available at this section
- NA No data available



Horse/Jockey Name	Well Held
Final Rank	2
Fastest Section Time (Section)	0:08.46 (Overall)
Top Speed [km/h] (Section)	68.4 (1000m)
Race State	Finished



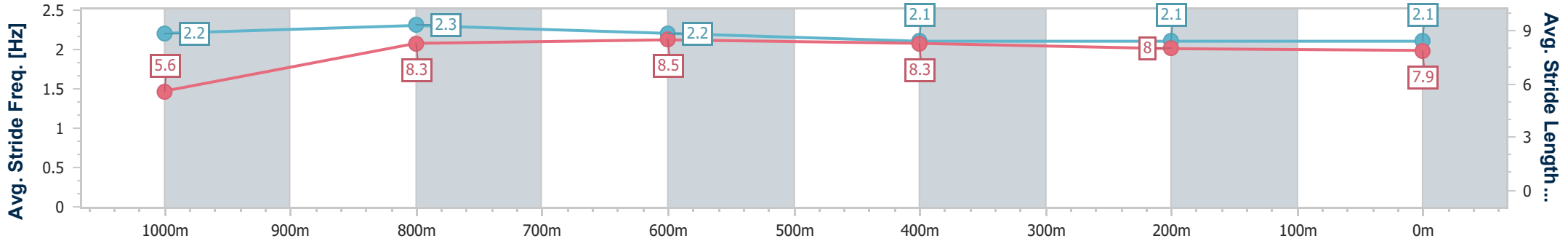
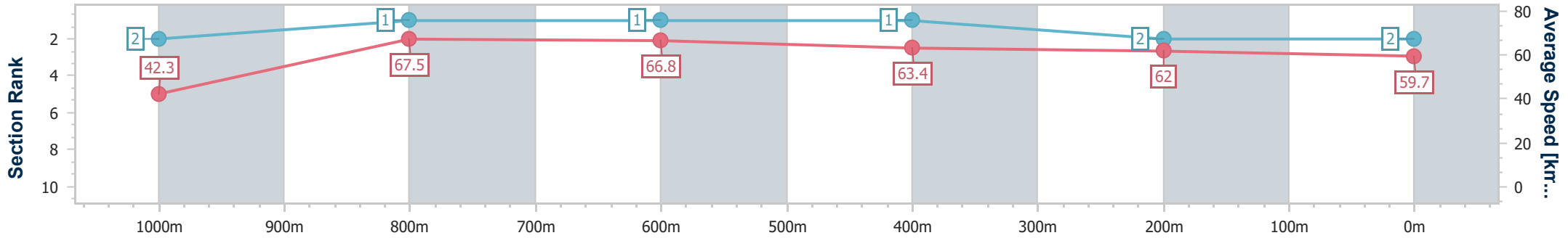
Mackay QLD Professional
Race 2: Book for Melb Cup Day Tues 5th Nov. QTIS Three-
Years-Old Maiden Plate - 1100m



17 September 2024 - 13:55

Track Rating: Good 4, Weather: Overcast, Rail Position: +3m Entire

Section	Overall	1000m	800m	600m	400m	200m
Section Times	1:04.81 [2] (0:08.46)	0:56.35 [2] (0:10.65)	0:45.70 [1] (0:10.73)	0:34.97 [1] (0:11.29)	0:23.68 [1] (0:11.60)	0:12.08 [2] (0:12.08)
Average Speed [km/h]	42.3	67.5	66.8	63.4	62.0	59.7
Top Speed [km/h]	66.1	68.4	67.9	64.7	62.9	62.3
Avg. Dist. to Rail [m]	3.2	0.8	1.4	1.2	1.3	0.8
Avg. Stride Freq. [Hz]	2.2	2.3	2.2	2.1	2.1	2.1
Avg. Stride Length [m]	5.6	8.3	8.5	8.3	8.0	7.9



- [] Ranking at each section and finish
- .-.- No data available at this section
- NA No data available



Horse/Jockey Name	Fraser's Ridge
Final Rank	3
Fastest Section Time (Section)	0:08.75 (Overall)
Top Speed [km/h] (Section)	66.1 (1000m)
Race State	Finished



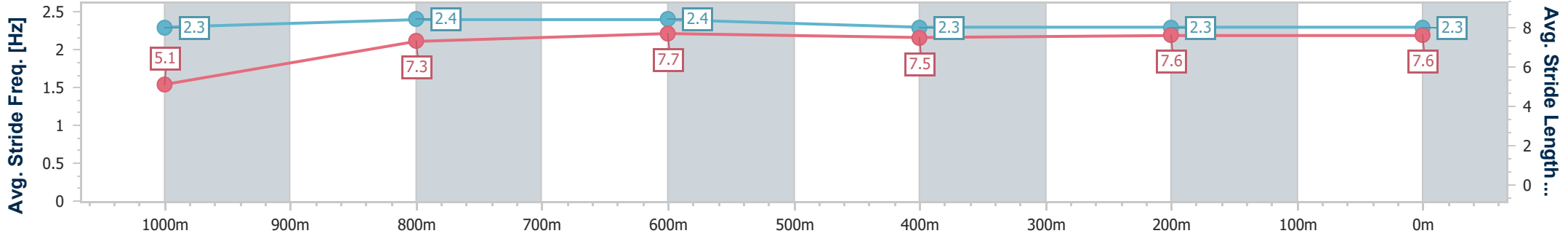
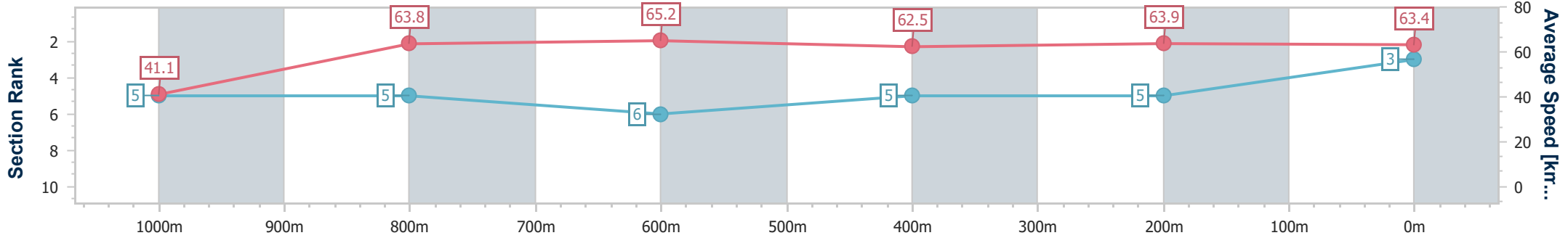
Mackay QLD Professional
 Race 2: Book for Melb Cup Day Tues 5th Nov. QTIS Three-
 Years-Old Maiden Plate - 1100m



17 September 2024 - 13:55

Track Rating: Good 4, Weather: Overcast, Rail Position: +3m Entire

Section	Overall	1000m	800m	600m	400m	200m
Section Times	1:05.17 [3] (0:08.75)	0:56.42 [5] (0:11.25)	0:45.17 [5] (0:11.07)	0:34.10 [6] (0:11.47)	0:22.63 [5] (0:11.30)	0:11.33 [5] (0:11.33)
Average Speed [km/h]	41.1	63.8	65.2	62.5	63.9	63.4
Top Speed [km/h]	59.7	66.1	66.1	63.9	65.6	65.5
Avg. Dist. to Rail [m]	1.7	0.7	0.5	0.4	0.9	1.0
Avg. Stride Freq. [Hz]	2.3	2.4	2.4	2.3	2.3	2.3
Avg. Stride Length [m]	5.1	7.3	7.7	7.5	7.6	7.6



- [] Ranking at each section and finish
- .-.- No data available at this section
- NA No data available



Horse/Jockey Name	Tekopo
Final Rank	4
Fastest Section Time (Section)	0:08.67 (Overall)
Top Speed [km/h] (Section)	69.9 (800m)
Race State	Finished

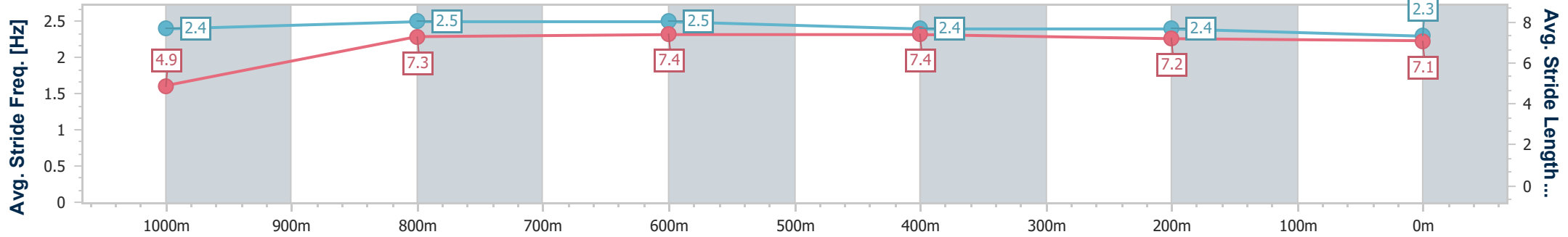
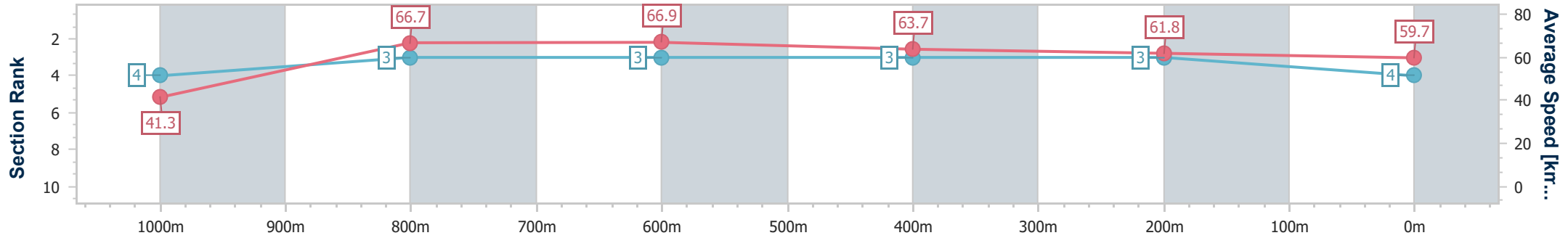


Mackay QLD Professional
**Race 2: Book for Melb Cup Day Tues 5th Nov. QTIS Three-
 Years-Old Maiden Plate - 1100m**
 17 September 2024 - 13:55



Track Rating: Good 4, Weather: Overcast, Rail Position: +3m Entire

Section	Overall	1000m	800m	600m	400m	200m
Section Times	1:05.32 [4] (0:08.67)	0:56.65 [4] (0:10.88)	0:45.77 [3] (0:10.74)	0:35.03 [3] (0:11.26)	0:23.77 [3] (0:11.72)	0:12.05 [3] (0:12.05)
Average Speed [km/h]	41.3	66.7	66.9	63.7	61.8	59.7
Top Speed [km/h]	64.1	67.8	69.9	64.9	63.6	62.2
Avg. Dist. to Rail [m]	4.5	1.5	0.6	0.6	2.7	4.0
Avg. Stride Freq. [Hz]	2.4	2.5	2.5	2.4	2.4	2.3
Avg. Stride Length [m]	4.9	7.3	7.4	7.4	7.2	7.1



- [] Ranking at each section and finish
- .-.- No data available at this section
- NA No data available



Horse/Jockey Name	Savvy Miss
Final Rank	5
Fastest Section Time (Section)	0:08.54 (Overall)
Top Speed [km/h] (Section)	67.1 (800m)
Race State	Finished



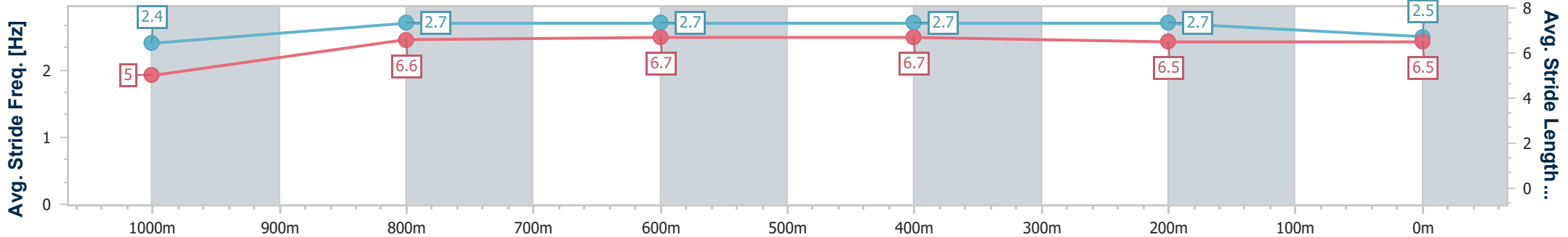
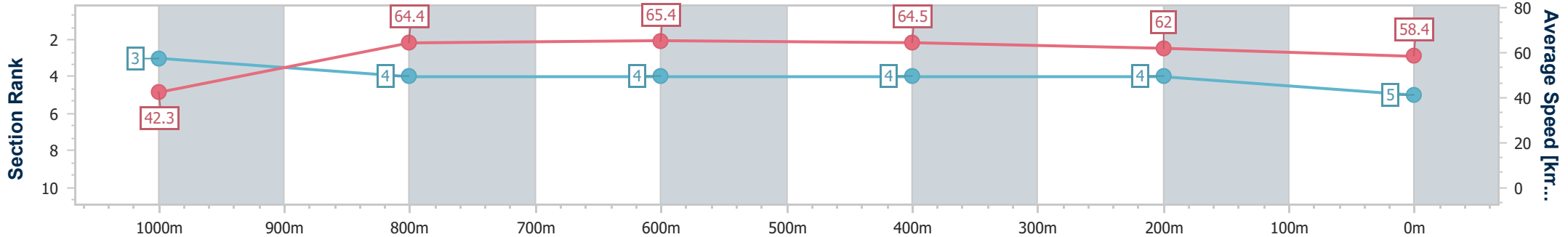
Mackay QLD Professional
Race 2: Book for Melb Cup Day Tues 5th Nov. QTIS Three-
Years-Old Maiden Plate - 1100m



17 September 2024 - 13:55

Track Rating: Good 4, Weather: Overcast, Rail Position: +3m Entire

Section	Overall	1000m	800m	600m	400m	200m
Section Times	1:05.86 [5] (0:08.54)	0:57.32 [3] (0:11.18)	0:46.14 [4] (0:11.03)	0:35.11 [4] (0:11.14)	0:23.97 [4] (0:11.62)	0:12.35 [4] (0:12.35)
Average Speed [km/h]	42.3	64.4	65.4	64.5	62.0	58.4
Top Speed [km/h]	61.8	65.4	67.1	65.0	63.6	62.3
Avg. Dist. to Rail [m]	2.4	0.6	1.0	0.9	3.5	5.0
Avg. Stride Freq. [Hz]	2.4	2.7	2.7	2.7	2.7	2.5
Avg. Stride Length [m]	5.0	6.6	6.7	6.7	6.5	6.5



- [] Ranking at each section and finish
- .-.- No data available at this section
- NA No data available



Horse/Jockey Name	March Madness
Final Rank	6
Fastest Section Time (Section)	0:09.19 (Overall)
Top Speed [km/h] (Section)	67.7 (800m)
Race State	Finished



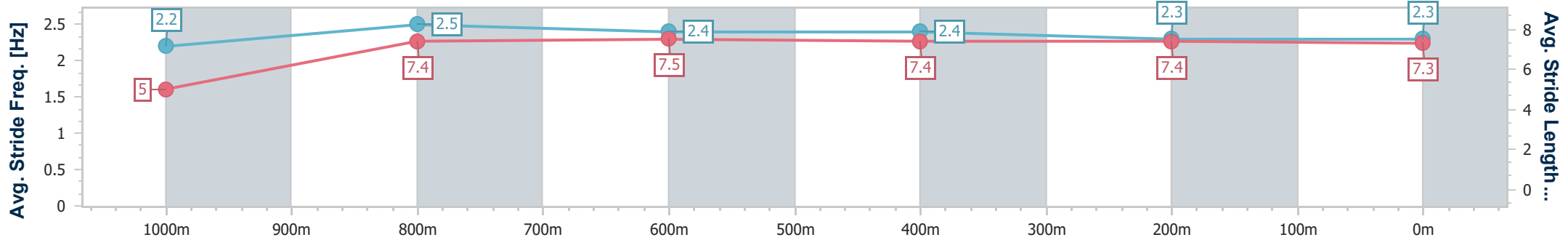
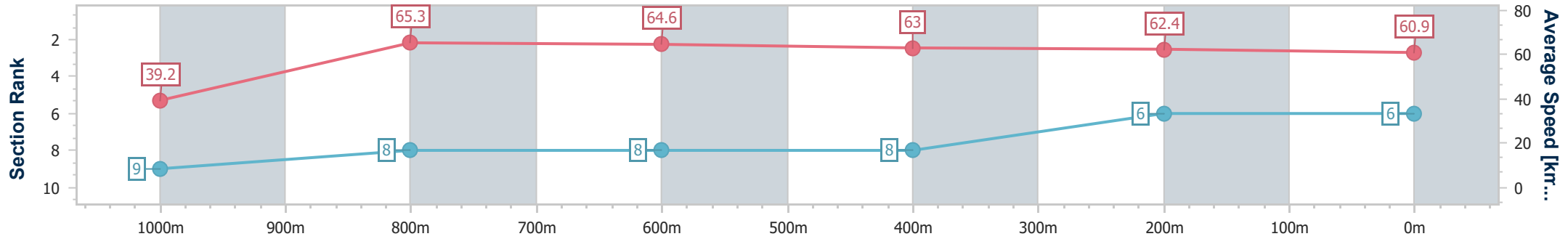
Mackay QLD Professional
**Race 2: Book for Melb Cup Day Tues 5th Nov. QTIS Three-
 Years-Old Maiden Plate - 1100m**



17 September 2024 - 13:55

Track Rating: Good 4, Weather: Overcast, Rail Position: +3m Entire

Section	Overall	1000m	800m	600m	400m	200m
Section Times	1:06.23 [6] (0:09.19)	0:57.04 [9] (0:11.02)	0:46.02 [8] (0:11.20)	0:34.82 [8] (0:11.44)	0:23.38 [8] (0:11.55)	0:11.83 [6] (0:11.83)
Average Speed [km/h]	39.2	65.3	64.6	63.0	62.4	60.9
Top Speed [km/h]	62.0	67.5	67.7	64.4	64.4	63.1
Avg. Dist. to Rail [m]	5.1	0.4	0.6	0.7	1.1	1.1
Avg. Stride Freq. [Hz]	2.2	2.5	2.4	2.4	2.3	2.3
Avg. Stride Length [m]	5.0	7.4	7.5	7.4	7.4	7.3



- [] Ranking at each section and finish
- .-.- No data available at this section
- NA No data available



Horse/Jockey Name	Alive Alive Oh
Final Rank	7
Fastest Section Time (Section)	0:08.82 (Overall)
Top Speed [km/h] (Section)	67.6 (800m)
Race State	Finished



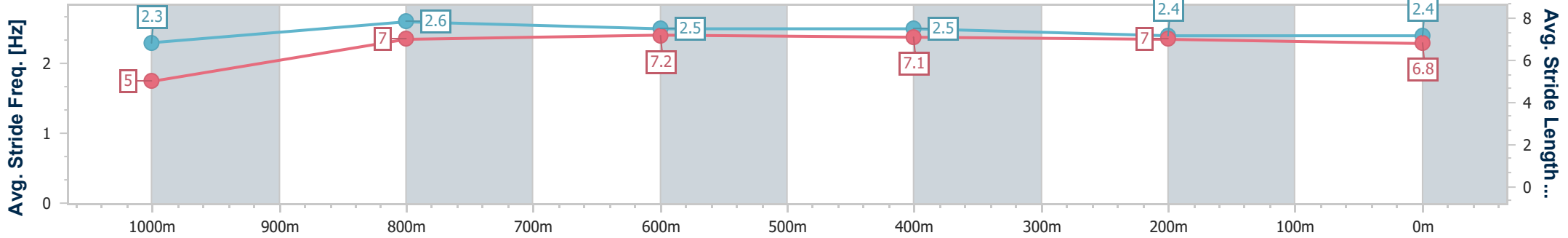
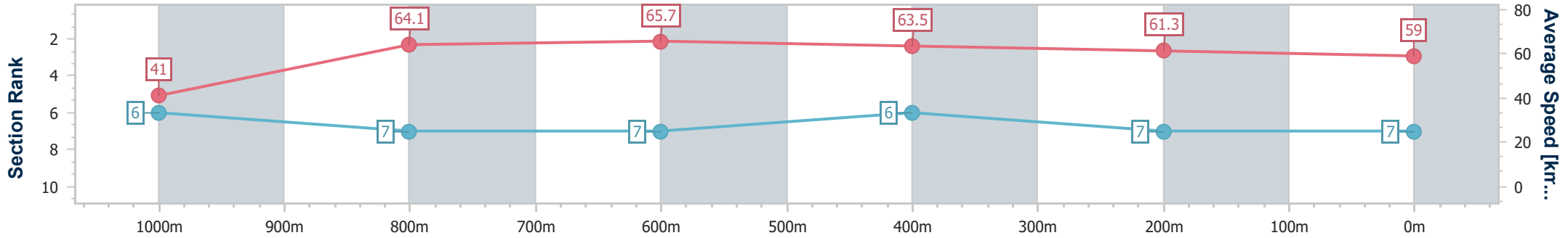
Mackay QLD Professional
**Race 2: Book for Melb Cup Day Tues 5th Nov. QTIS Three-
 Years-Old Maiden Plate - 1100m**



17 September 2024 - 13:55

Track Rating: Good 4, Weather: Overcast, Rail Position: +3m Entire

Section	Overall	1000m	800m	600m	400m	200m
Section Times	1:06.59 [7] (0:08.82)	0:57.77 [6] (0:11.28)	0:46.49 [7] (0:11.06)	0:35.43 [7] (0:11.39)	0:24.04 [6] (0:11.86)	0:12.18 [7] (0:12.18)
Average Speed [km/h]	41.0	64.1	65.7	63.5	61.3	59.0
Top Speed [km/h]	62.5	67.2	67.6	64.7	62.0	60.9
Avg. Dist. to Rail [m]	6.0	1.9	2.0	1.0	3.9	4.1
Avg. Stride Freq. [Hz]	2.3	2.6	2.5	2.5	2.4	2.4
Avg. Stride Length [m]	5.0	7.0	7.2	7.1	7.0	6.8



- [] Ranking at each section and finish
- .-.- No data available at this section
- NA No data available



Horse/Jockey Name	Give Me A Mission
Final Rank	8
Fastest Section Time (Section)	0:08.85 (Overall)
Top Speed [km/h] (Section)	67.1 (1000m)
Race State	Finished



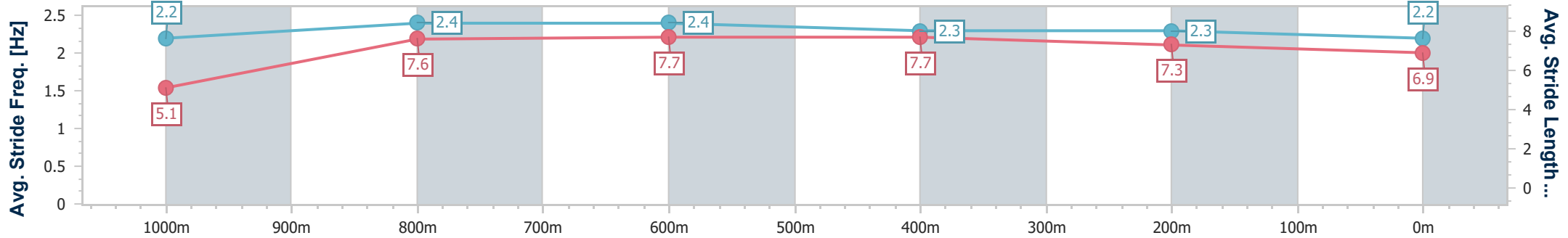
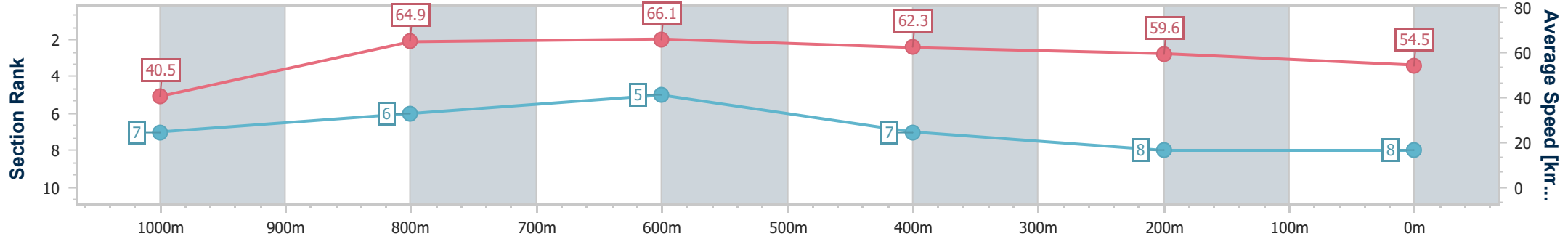
Mackay QLD Professional
Race 2: Book for Melb Cup Day Tues 5th Nov. QTIS Three-
Years-Old Maiden Plate - 1100m



17 September 2024 - 13:55

Track Rating: Good 4, Weather: Overcast, Rail Position: +3m Entire

Section	Overall	1000m	800m	600m	400m	200m
Section Times	1:07.92 [8] (0:08.85)	0:59.07 [7] (0:11.16)	0:47.91 [6] (0:11.02)	0:36.89 [5] (0:11.53)	0:25.36 [7] (0:12.17)	0:13.19 [8] (0:13.19)
Average Speed [km/h]	40.5	64.9	66.1	62.3	59.6	54.5
Top Speed [km/h]	61.6	67.1	67.0	63.5	61.6	61.3
Avg. Dist. to Rail [m]	4.9	1.6	2.6	0.4	2.3	2.7
Avg. Stride Freq. [Hz]	2.2	2.4	2.4	2.3	2.3	2.2
Avg. Stride Length [m]	5.1	7.6	7.7	7.7	7.3	6.9



- [] Ranking at each section and finish
- .-.- No data available at this section
- NA No data available



Horse/Jockey Name	Missypie
Final Rank	9
Fastest Section Time (Section)	0:09.10 (Overall)
Top Speed [km/h] (Section)	66.6 (1000m)
Race State	Finished



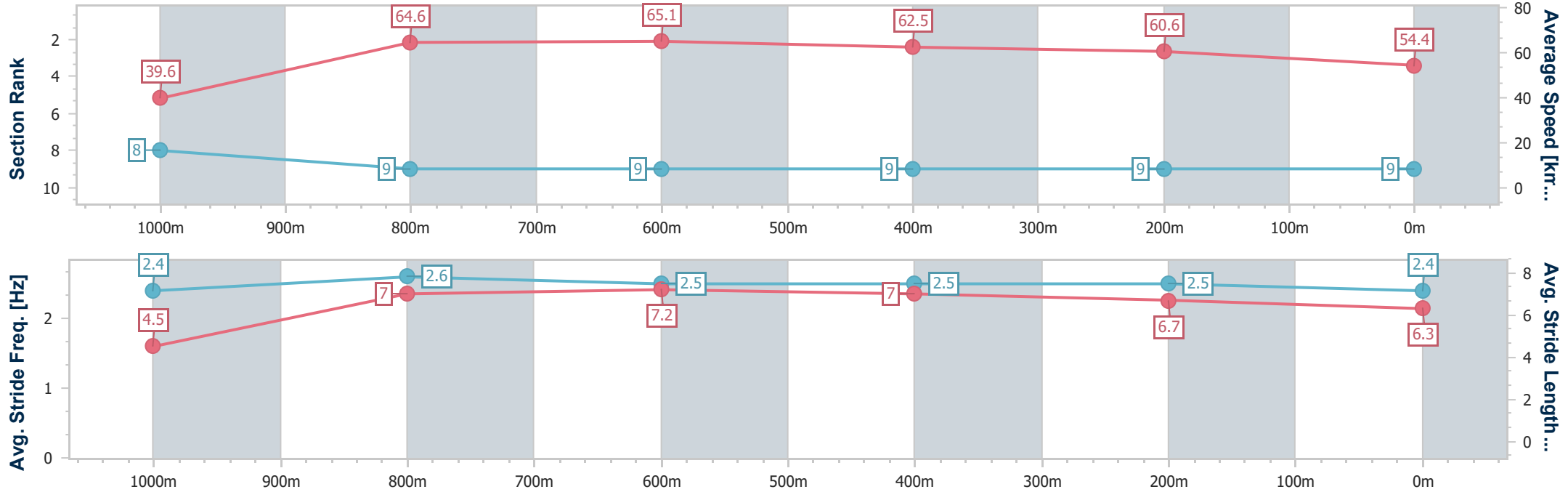
Mackay QLD Professional
 Race 2: Book for Melb Cup Day Tues 5th Nov. QTIS Three-
 Years-Old Maiden Plate - 1100m



17 September 2024 - 13:55

Track Rating: Good 4, Weather: Overcast, Rail Position: +3m Entire

Section	Overall	1000m	800m	600m	400m	200m
Section Times	1:08.22 [9] (0:09.10)	0:59.12 [8] (0:11.20)	0:47.92 [9] (0:11.12)	0:36.80 [9] (0:11.57)	0:25.23 [9] (0:11.99)	0:13.24 [9] (0:13.24)
Average Speed [km/h]	39.6	64.6	65.1	62.5	60.6	54.4
Top Speed [km/h]	62.4	66.6	66.4	63.7	61.7	58.0
Avg. Dist. to Rail [m]	7.8	1.9	1.5	1.5	3.7	1.8
Avg. Stride Freq. [Hz]	2.4	2.6	2.5	2.5	2.5	2.4
Avg. Stride Length [m]	4.5	7.0	7.2	7.0	6.7	6.3



- [] Ranking at each section and finish
- .-.- No data available at this section
- NA No data available



Mackay QLD Professional

Race 3: Ladbrokes Own Spring Class 6 Plate - 1050m

17 September 2024 - 14:35



MACKAY TURF CLUB
Ooralea Racecourse

Track Rating: Good 4, Weather: Overcast, Rail Position: +3m Entire

Section		Field Times											Last 600m	
		Overall	1000m	800m	600m	400m	200m						0:33.75	
		1:00.47 (0:05.14)	0:55.33 (0:10.84)	0:44.49 (0:10.74)	0:33.75 (0:11.19)	0:22.56 (0:11.12)	0:11.44 (0:11.44)							
Rank	TAB Horse/Jockey	Barrier	Top Speed [km/h]	Fastest Section								Margin	Distance Travelled [m]	
1	5 ENABLER Sean Cormack	3	69.0 800m	0:05.40 Overall	1:00.47 [1] (0:05.40)	0:55.07 [7] (0:11.20)	0:43.87 [8] (0:10.71)	0:33.16 [7] (0:11.15)	0:22.01 [7] (0:10.78)	0:11.23 [5] (0:11.23)	1:00.47	0:33.16		
2	9 TOW THE LINE Leah Martyn	1	68.6 1000m	0:05.36 Overall	1:00.51 [2] (0:05.36)	0:55.15 [5] (0:10.98)	0:44.17 [5] (0:10.77)	0:33.40 [5] (0:11.01)	0:22.39 [3] (0:11.03)	0:11.36 [2] (0:11.36)	0.21L	0:33.40	+0	
3	7 RIGEL STAR Scott Sheargold	2	68.8 1000m	0:05.36 Overall	1:01.00 [3] (0:05.36)	0:55.64 [4] (0:10.95)	0:44.69 [4] (0:10.72)	0:33.97 [4] (0:11.11)	0:22.86 [4] (0:11.05)	0:11.81 [3] (0:11.81)	3.09L	0:33.97	+1	
4	3 DOUBTING EYE Justin Huxtable	4	68.6 1000m	0:05.49 Overall	1:01.01 [4] (0:05.49)	0:55.52 [8] (0:11.10)	0:44.42 [7] (0:10.77)	0:33.65 [8] (0:11.18)	0:22.47 [8] (0:10.96)	0:11.51 [7] (0:11.51)	3.14L	0:33.65	+3	
5	4 GALBALAN Chelsea Jokic	5	69.2 1000m	0:05.24 Overall	1:01.13 [5] (0:05.24)	0:55.89 [3] (0:10.84)	0:45.05 [2] (0:10.87)	0:34.18 [3] (0:11.06)	0:23.12 [2] (0:11.02)	0:12.10 [1] (0:12.10)	3.87L	0:34.18	-1	
6	6 POET'S DAY Chris Whiteley	6	69.0 1000m	0:05.14 Overall	1:01.29 [6] (0:05.14)	0:56.15 [1] (0:10.84)	0:45.31 [1] (0:10.74)	0:34.57 [1] (0:11.19)	0:23.38 [1] (0:11.29)	0:12.09 [4] (0:12.09)	4.83L	0:34.57	+2	
7	2 MISTER LARRABEE Michael Murphy	7	69.3 800m	0:05.74 Overall	1:01.31 [7] (0:05.74)	0:55.57 [9] (0:11.07)	0:44.50 [9] (0:10.64)	0:33.86 [9] (0:11.15)	0:22.71 [9] (0:11.02)	0:11.69 [9] (0:11.69)	4.95L	0:33.86	+4	
8	1 LEADERSHIP SPILL Ashley Butler	9	68.2 800m	0:05.39 Overall	1:01.58 [8] (0:05.39)	0:56.19 [6] (0:11.01)	0:45.18 [6] (0:10.72)	0:34.46 [6] (0:11.23)	0:23.23 [6] (0:11.17)	0:12.06 [8] (0:12.06)	6.52L	0:34.46	+5	
9	8 SUPER FAST Justin Stanley	8	69.0 1000m	0:05.20 Overall	1:01.60 [9] (0:05.20)	0:56.40 [2] (0:10.96)	0:45.44 [3] (0:10.78)	0:34.66 [2] (0:11.28)	0:23.38 [5] (0:11.16)	0:12.22 [6] (0:12.22)	6.66L	0:34.66	+6	

Scratched: Last Laugh (#11), Single Honor (#12), Flying Shamus (#10)

[] Ranking at each section and finish
 -:-:- No data available at this section
 NA No data available

SCN Saddle cloth number
 DNF Did not finish
 DNT Did not track



Horse/Jockey Name	Enabler
Final Rank	1
Fastest Section Time (Section)	0:05.40 (Overall)
Top Speed [km/h] (Section)	69.0 (800m)
Race State	Finished



Mackay QLD Professional

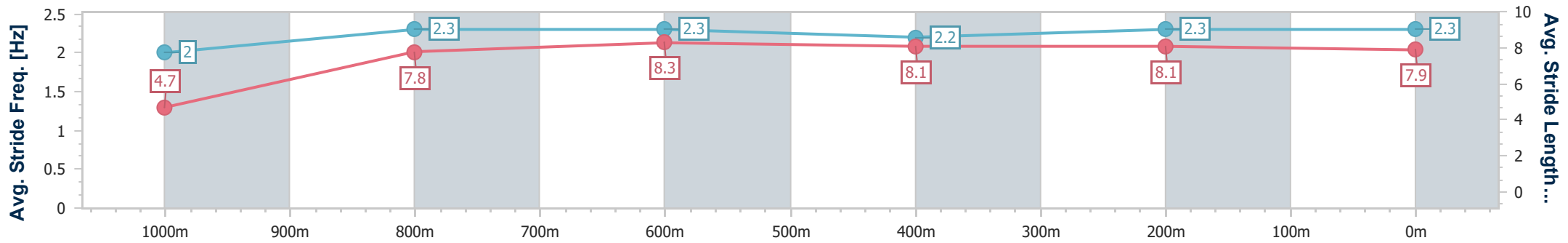
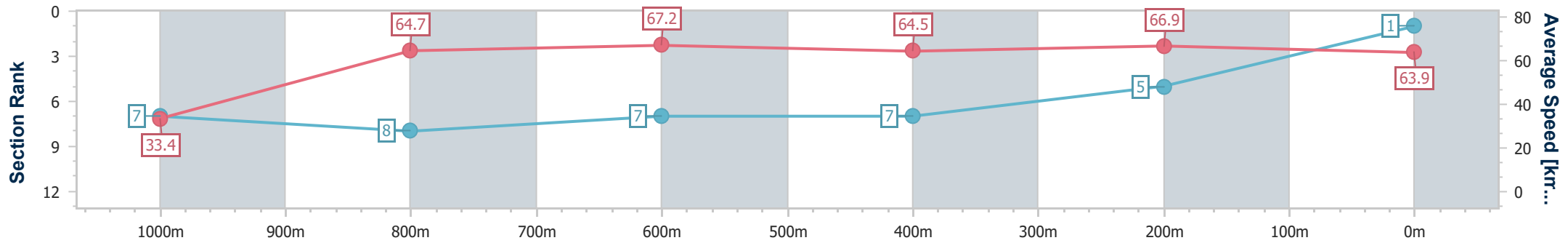
Race 3: Ladbrokes Own Spring Class 6 Plate - 1050m

17 September 2024 - 14:35

Track Rating: Good 4, Weather: Overcast, Rail Position: +3m Entire



Section	Overall	1000m	800m	600m	400m	200m
Section Times	1:00.47 [1] (0:05.40)	0:55.07 [7] (0:11.20)	0:43.87 [8] (0:10.71)	0:33.16 [7] (0:11.15)	0:22.01 [7] (0:10.78)	0:11.23 [5]
Average Speed [km/h]	33.4	64.7	67.2	64.5	66.9	63.9
Top Speed [km/h]	56.5	67.5	69.0	65.0	68.3	67.1
Avg. Dist. to Rail [m]	1.2	2.2	0.7	0.6	1.0	1.6
Avg. Stride Freq. [Hz]	2.0	2.3	2.3	2.2	2.3	2.3
Avg. Stride Length [m]	4.7	7.8	8.3	8.1	8.1	7.9



- [] Ranking at each section and finish
- .-.- No data available at this section
- NA No data available



Horse/Jockey Name	Tow The Line
Final Rank	2
Fastest Section Time (Section)	0:05.36 (Overall)
Top Speed [km/h] (Section)	68.6 (1000m)
Race State	Finished



Mackay QLD Professional

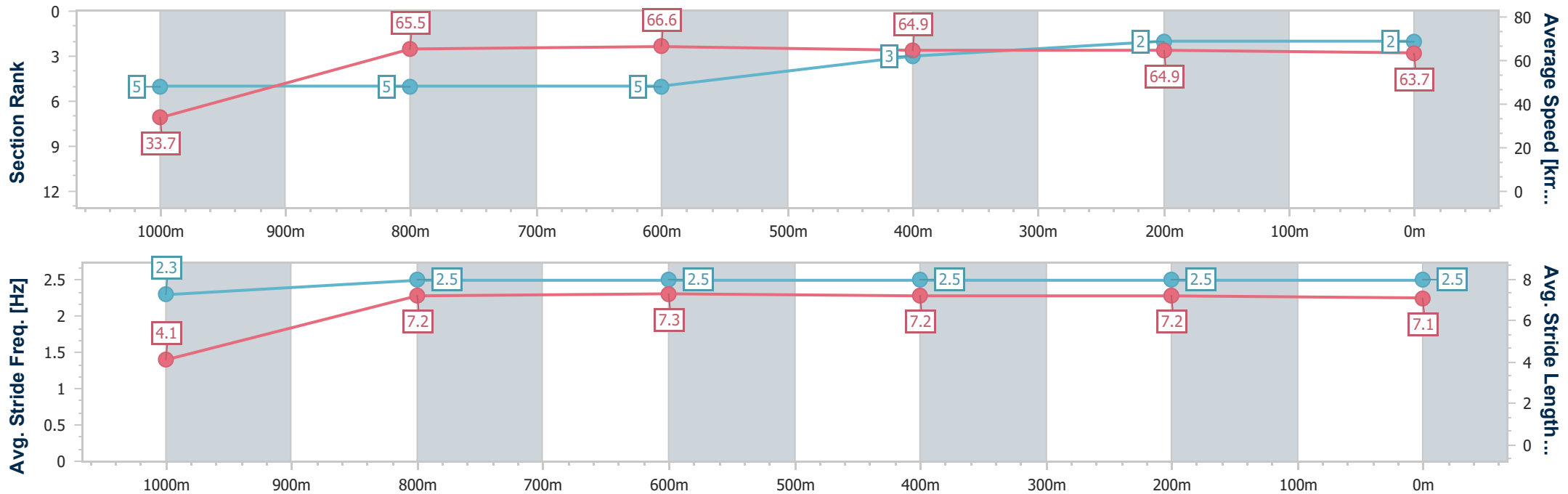
Race 3: Ladbrokes Own Spring Class 6 Plate - 1050m

17 September 2024 - 14:35



Track Rating: Good 4, Weather: Overcast, Rail Position: +3m Entire

Section	Overall	1000m	800m	600m	400m	200m
Section Times	1:00.51 [2] (0:05.36)	0:55.15 [5] (0:10.98)	0:44.17 [5] (0:10.77)	0:33.40 [5] (0:11.01)	0:22.39 [3] (0:11.03)	0:11.36 [2] (0:11.36)
Average Speed [km/h]	33.7	65.5	66.6	64.9	64.9	63.7
Top Speed [km/h]	58.6	68.6	68.5	65.5	66.3	65.6
Avg. Dist. to Rail [m]	2.0	0.4	0.6	1.1	1.1	0.8
Avg. Stride Freq. [Hz]	2.3	2.5	2.5	2.5	2.5	2.5
Avg. Stride Length [m]	4.1	7.2	7.3	7.2	7.2	7.1



- [] Ranking at each section and finish
- .-.- No data available at this section
- NA No data available



Horse/Jockey Name	Rigel Star
Final Rank	3
Fastest Section Time (Section)	0:05.36 (Overall)
Top Speed [km/h] (Section)	68.8 (1000m)
Race State	Finished



Mackay QLD Professional

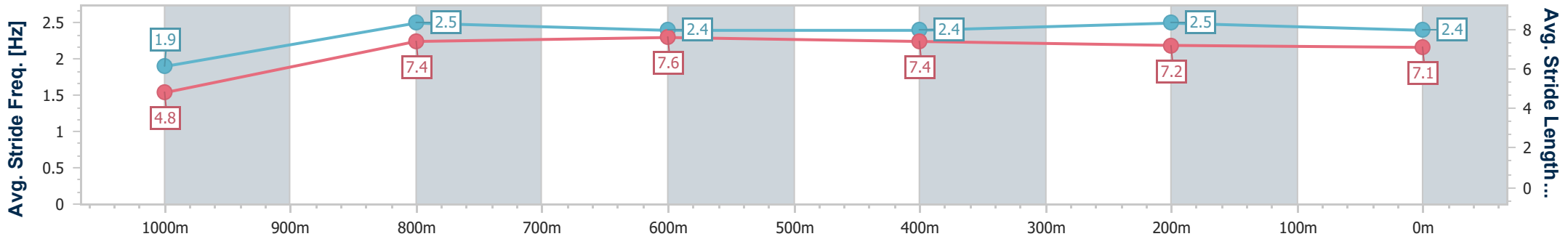
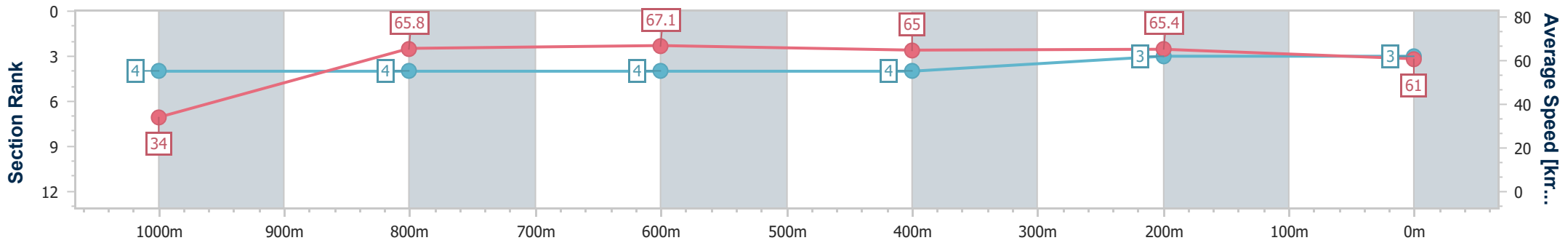
Race 3: Ladbrokes Own Spring Class 6 Plate - 1050m

17 September 2024 - 14:35



Track Rating: Good 4, Weather: Overcast, Rail Position: +3m Entire

Section	Overall	1000m	800m	600m	400m	200m
Section Times	1:01.00 [3] (0:05.36)	0:55.64 [4] (0:10.95)	0:44.69 [4] (0:10.72)	0:33.97 [4] (0:11.11)	0:22.86 [4] (0:11.05)	0:11.81 [3] (0:11.81)
Average Speed [km/h]	34.0	65.8	67.1	65.0	65.4	61.0
Top Speed [km/h]	58.1	68.8	68.7	65.9	66.3	65.0
Avg. Dist. to Rail [m]	1.1	0.9	0.4	0.8	3.5	5.2
Avg. Stride Freq. [Hz]	1.9	2.5	2.4	2.4	2.5	2.4
Avg. Stride Length [m]	4.8	7.4	7.6	7.4	7.2	7.1



- [] Ranking at each section and finish
- .-.- No data available at this section
- NA No data available



Horse/Jockey Name	Doubting Eye
Final Rank	4
Fastest Section Time (Section)	0:05.49 (Overall)
Top Speed [km/h] (Section)	68.6 (1000m)
Race State	Finished



Mackay QLD Professional

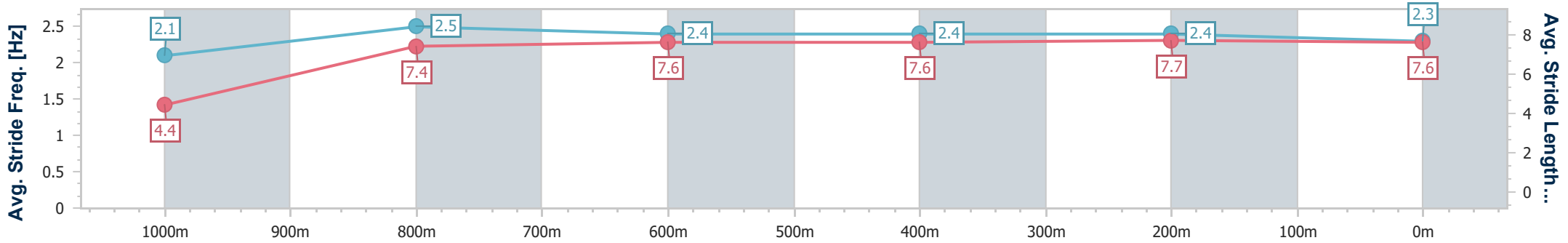
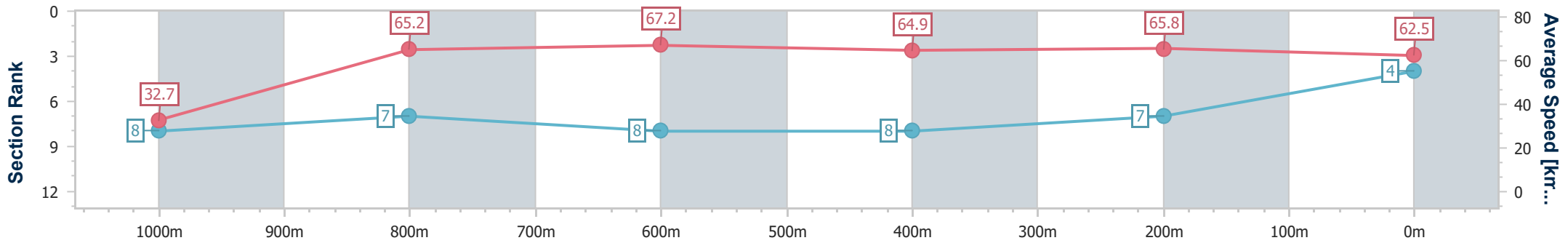
Race 3: Ladbrokes Own Spring Class 6 Plate - 1050m

17 September 2024 - 14:35



Track Rating: Good 4, Weather: Overcast, Rail Position: +3m Entire

Section	Overall	1000m	800m	600m	400m	200m
Section Times	1:01.01 [4] (0:05.49)	0:55.52 [8] (0:11.10)	0:44.42 [7] (0:10.77)	0:33.65 [8] (0:11.18)	0:22.47 [8] (0:10.96)	0:11.51 [7] (0:11.51)
Average Speed [km/h]	32.7	65.2	67.2	64.9	65.8	62.5
Top Speed [km/h]	55.9	68.6	68.1	66.0	67.2	65.2
Avg. Dist. to Rail [m]	1.2	2.1	1.1	1.2	2.6	5.4
Avg. Stride Freq. [Hz]	2.1	2.5	2.4	2.4	2.4	2.3
Avg. Stride Length [m]	4.4	7.4	7.6	7.6	7.7	7.6



- [] Ranking at each section and finish
- .-.- No data available at this section
- NA No data available



Horse/Jockey Name	Galbalan
Final Rank	5
Fastest Section Time (Section)	0:05.24 (Overall)
Top Speed [km/h] (Section)	69.2 (1000m)
Race State	Finished



Mackay QLD Professional

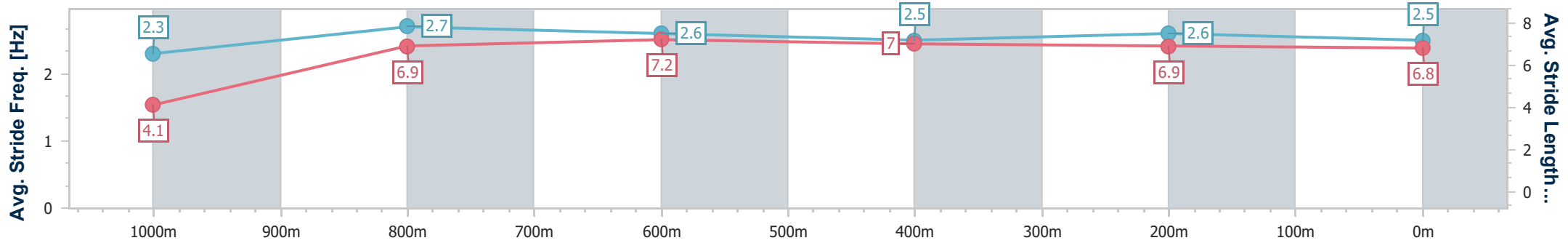
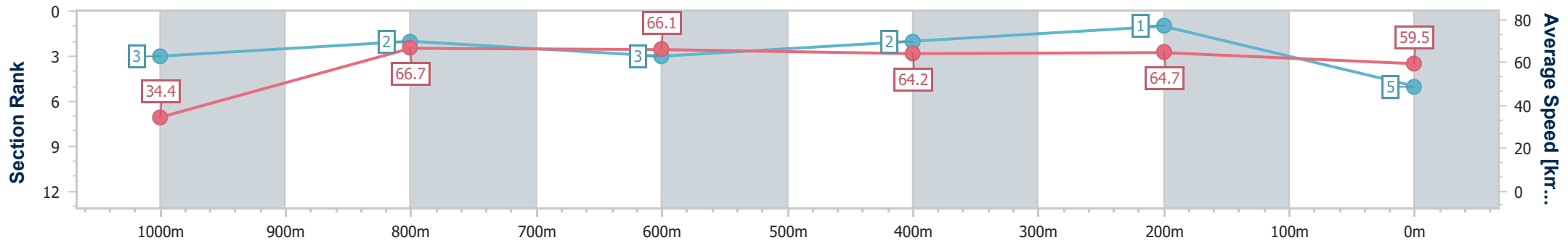
Race 3: Ladbrokes Own Spring Class 6 Plate - 1050m

17 September 2024 - 14:35



Track Rating: Good 4, Weather: Overcast, Rail Position: +3m Entire

Section	Overall	1000m	800m	600m	400m	200m
Section Times	1:01.13 [5] (0:05.24)	0:55.89 [3] (0:10.84)	0:45.05 [2] (0:10.87)	0:34.18 [3] (0:11.06)	0:23.12 [2] (0:11.02)	0:12.10 [1] (0:12.10)
Average Speed [km/h]	34.4	66.7	66.1	64.2	64.7	59.5
Top Speed [km/h]	58.6	69.2	67.8	66.3	67.3	63.9
Avg. Dist. to Rail [m]	2.9	1.5	0.5	1.7	2.0	2.9
Avg. Stride Freq. [Hz]	2.3	2.7	2.6	2.5	2.6	2.5
Avg. Stride Length [m]	4.1	6.9	7.2	7.0	6.9	6.8



- [] Ranking at each section and finish
- .-.- No data available at this section
- NA No data available



Horse/Jockey Name	Poet's Day
Final Rank	6
Fastest Section Time (Section)	0:05.14 (Overall)
Top Speed [km/h] (Section)	69.0 (1000m)
Race State	Finished



Mackay QLD Professional

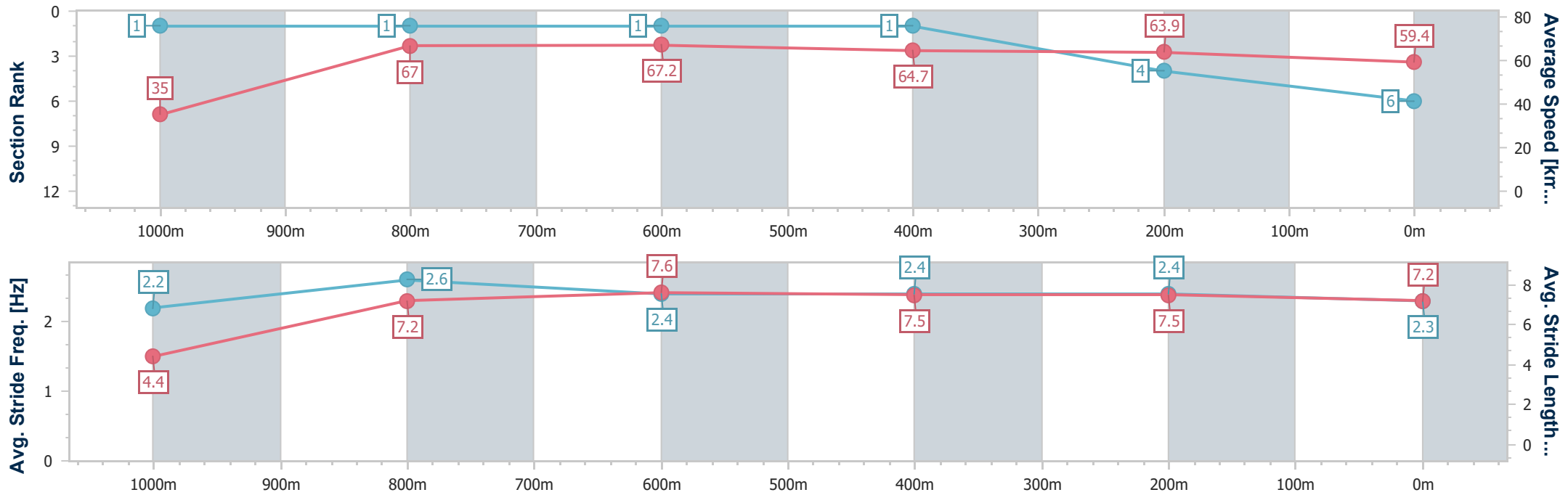
Race 3: Ladbrokes Own Spring Class 6 Plate - 1050m

17 September 2024 - 14:35



Track Rating: Good 4, Weather: Overcast, Rail Position: +3m Entire

Section	Overall	1000m	800m	600m	400m	200m
Section Times	1:01.29 [6] (0:05.14)	0:56.15 [1] (0:10.84)	0:45.31 [1] (0:10.74)	0:34.57 [1] (0:11.19)	0:23.38 [1] (0:11.29)	0:12.09 [4] (0:12.09)
Average Speed [km/h]	35.0	67.0	67.2	64.7	63.9	59.4
Top Speed [km/h]	60.0	69.0	68.5	66.0	65.1	62.2
Avg. Dist. to Rail [m]	3.8	2.9	1.2	0.9	2.1	2.9
Avg. Stride Freq. [Hz]	2.2	2.6	2.4	2.4	2.4	2.3
Avg. Stride Length [m]	4.4	7.2	7.6	7.5	7.5	7.2



- [] Ranking at each section and finish
- .-.- No data available at this section
- NA No data available



Horse/Jockey Name	Mister Larrabee
Final Rank	7
Fastest Section Time (Section)	0:05.74 (Overall)
Top Speed [km/h] (Section)	69.3 (800m)
Race State	Finished



Mackay QLD Professional

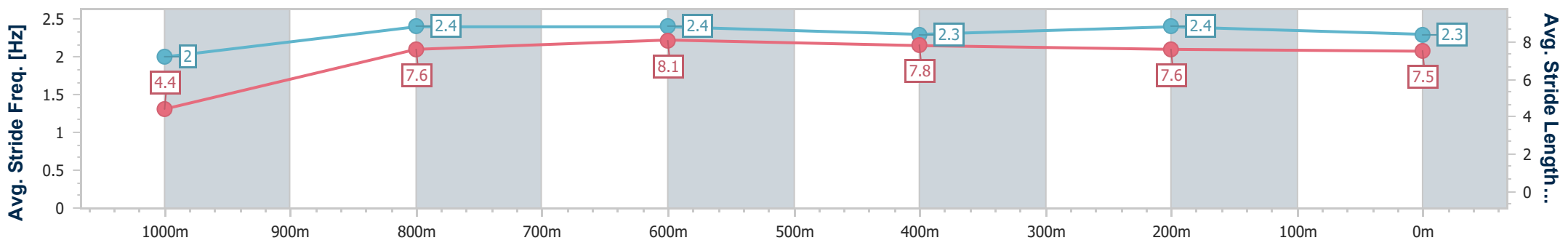
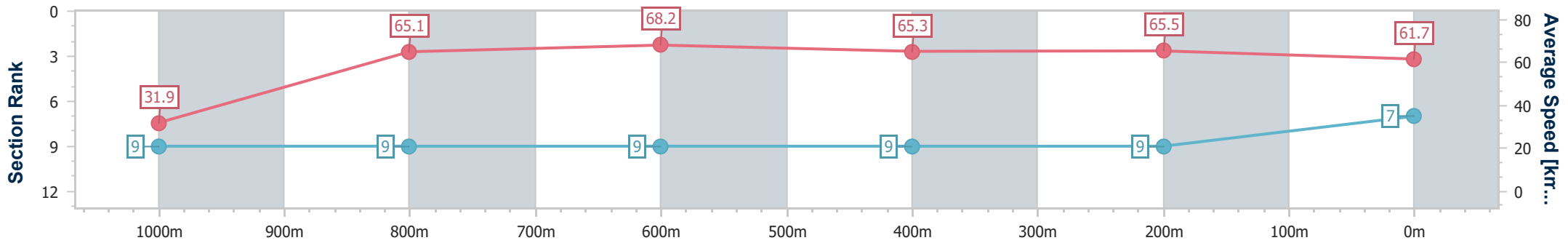
Race 3: Ladbrokes Own Spring Class 6 Plate - 1050m

17 September 2024 - 14:35

Track Rating: Good 4, Weather: Overcast, Rail Position: +3m Entire



Section	Overall	1000m	800m	600m	400m	200m
Section Times	1:01.31 [7] (0:05.74)	0:55.57 [9] (0:11.07)	0:44.50 [9] (0:10.64)	0:33.86 [9] (0:11.15)	0:22.71 [9] (0:11.02)	0:11.69 [9] (0:11.69)
Average Speed [km/h]	31.9	65.1	68.2	65.3	65.5	61.7
Top Speed [km/h]	58.4	67.8	69.3	66.2	66.7	65.2
Avg. Dist. to Rail [m]	4.0	1.9	1.7	1.3	3.6	3.1
Avg. Stride Freq. [Hz]	2.0	2.4	2.4	2.3	2.4	2.3
Avg. Stride Length [m]	4.4	7.6	8.1	7.8	7.6	7.5



- [] Ranking at each section and finish
- .-.- No data available at this section
- NA No data available



Horse/Jockey Name	Leadership Spill
Final Rank	8
Fastest Section Time (Section)	0:05.39 (Overall)
Top Speed [km/h] (Section)	68.2 (800m)
Race State	Finished



Mackay QLD Professional

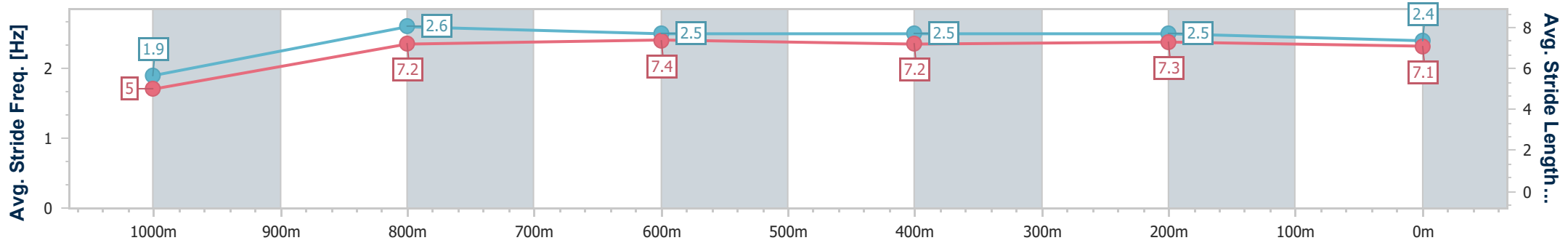
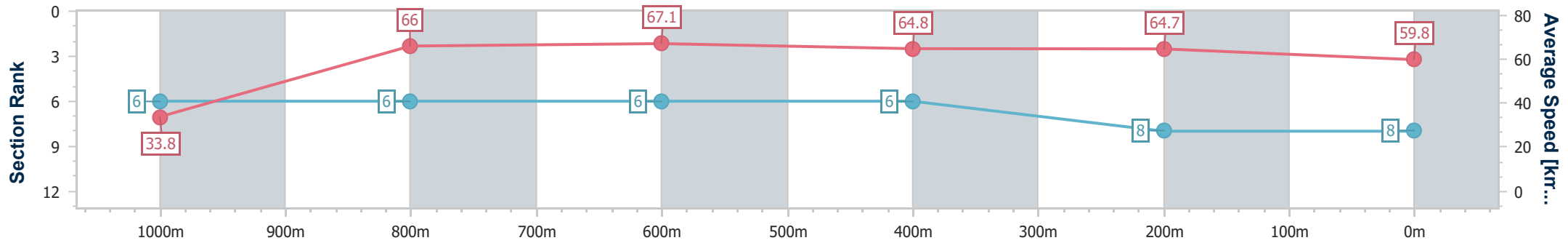
Race 3: Ladbrokes Own Spring Class 6 Plate - 1050m

17 September 2024 - 14:35

Track Rating: Good 4, Weather: Overcast, Rail Position: +3m Entire



Section	Overall	1000m	800m	600m	400m	200m
Section Times	1:01.58 [8] (0:05.39)	0:56.19 [6] (0:11.01)	0:45.18 [6] (0:10.72)	0:34.46 [6] (0:11.23)	0:23.23 [6] (0:11.17)	0:12.06 [8] (0:12.06)
Average Speed [km/h]	33.8	66.0	67.1	64.8	64.7	59.8
Top Speed [km/h]	57.4	68.0	68.2	65.6	66.3	63.7
Avg. Dist. to Rail [m]	6.3	4.3	0.8	1.2	4.8	6.5
Avg. Stride Freq. [Hz]	1.9	2.6	2.5	2.5	2.5	2.4
Avg. Stride Length [m]	5.0	7.2	7.4	7.2	7.3	7.1



- [] Ranking at each section and finish
- .-.- No data available at this section
- NA No data available



Horse/Jockey Name	Super Fast
Final Rank	9
Fastest Section Time (Section)	0:05.20 (Overall)
Top Speed [km/h] (Section)	69.0 (1000m)
Race State	Finished



Mackay QLD Professional

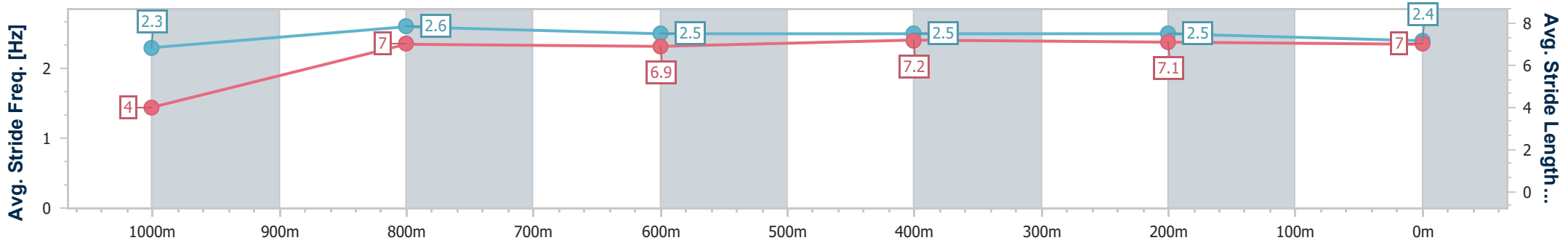
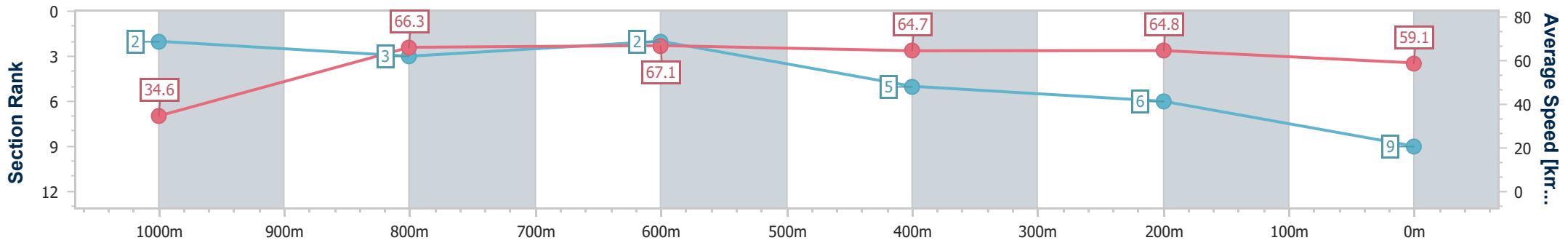
Race 3: Ladbrokes Own Spring Class 6 Plate - 1050m

17 September 2024 - 14:35



Track Rating: Good 4, Weather: Overcast, Rail Position: +3m Entire

Section	Overall	1000m	800m	600m	400m	200m
Section Times	1:01.60 [9] (0:05.20)	0:56.40 [2] (0:10.96)	0:45.44 [3] (0:10.78)	0:34.66 [2] (0:11.28)	0:23.38 [5] (0:11.16)	0:12.22 [6]
Average Speed [km/h]	34.6	66.3	67.1	64.7	64.8	59.1
Top Speed [km/h]	58.2	69.0	68.5	65.6	65.8	63.5
Avg. Dist. to Rail [m]	5.4	3.8	1.6	1.6	4.6	5.9
Avg. Stride Freq. [Hz]	2.3	2.6	2.5	2.5	2.5	2.4
Avg. Stride Length [m]	4.0	7.0	6.9	7.2	7.1	7.0



- [] Ranking at each section and finish
- .-.- No data available at this section
- NA No data available



Mackay QLD Professional

Race 4: Ladbrokes Racing Club Maiden Plate - 1560m

17 September 2024 - 15:11



MACKAY TURF CLUB

Ooralea Racecourse

Track Rating: Good 4, Weather: Overcast, Rail Position: +3m Entire

Section														
Field Times	Overall	1400m	1200m	1000m	800m	600m	400m	Last 600m						
	1:35.23 (0:12.14)	1:23.09 (0:11.43)	1:11.66 (0:11.33)	1:00.33 (0:11.87)	0:48.46 (0:12.00)	0:36.46 (0:12.23)	0:24.23 (0:12.22)	0:36.46						
Rank	TAB	Horse/Jockey	Barrier	Top Speed [km/h]	Fastest Section								Distance Travelled [m]	
1	6	GIGI FILLE Scott Sheargold	6	63.7 1400m	0:11.56 1200m	1:35.23 [1] (0:12.53)	1:22.70 [7] (0:11.59)	1:11.11 [8] (0:11.56)	0:59.55 [8] (0:11.75)	0:47.80 [7] (0:11.84)	0:35.96 [7] (0:12.26)	0:23.70 [6] (0:11.69)	0:35.96	
2	5	YA LOVE HER Michael Murphy	11	68.6 Overall	0:11.30 1400m	1:35.75 [2] (0:12.47)	1:23.28 [5] (0:11.30)	1:11.98 [4] (0:11.42)	1:00.56 [4] (0:11.74)	0:48.82 [3] (0:12.04)	0:36.78 [3] (0:12.34)	0:24.44 [4] (0:12.09)	0:36.78	+7
3	3	HADMYTIME Justin Stanley	1	64.1 1400m	0:11.42 1400m	1:35.75 [3] (0:12.56)	1:23.19 [8] (0:11.42)	1:11.77 [7] (0:11.43)	1:00.34 [6] (0:11.79)	0:48.55 [6] (0:11.86)	0:36.69 [4] (0:12.19)	0:24.50 [2] (0:12.01)	0:36.69	-2
4	8	QUEENBEEL Leah Martyn	5	64.5 1400m	0:11.52 1200m	1:35.76 [4] (0:12.92)	1:22.84 [10] (0:11.62)	1:11.22 [10] (0:11.52)	0:59.70 [10] (0:11.81)	0:47.89 [11] (0:11.85)	0:36.04 [10] (0:12.07)	0:23.97 [11] (0:11.87)	0:36.04	-7
5	2	FIGHTING EDGE Chelsea Jokic	9	64.5 1400m	0:11.49 1200m	1:35.89 [5] (0:13.10)	1:22.79 [11] (0:11.52)	1:11.27 [11] (0:11.49)	0:59.78 [11] (0:11.74)	0:48.04 [10] (0:11.99)	0:36.05 [11] (0:11.95)	0:24.10 [10] (0:11.82)	0:36.05	+3
6	7	MOON OVER MATILDA Sean Cormack	3	64.5 1400m	0:11.39 1200m	1:35.91 [6] (0:12.29)	1:23.62 [4] (0:11.54)	1:12.08 [5] (0:11.39)	1:00.69 [5] (0:11.96)	0:48.73 [4] (0:11.99)	0:36.74 [5] (0:12.18)	0:24.56 [5] (0:11.92)	0:36.74	+6
7	1	ARIK LAD Nathan Thomas	8	63.5 1400m	0:11.47 1200m	1:36.04 [7] (0:12.73)	1:23.31 [9] (0:11.61)	1:11.70 [9] (0:11.47)	1:00.23 [9] (0:11.75)	0:48.48 [9] (0:12.01)	0:36.47 [9] (0:12.06)	0:24.41 [9] (0:11.97)	0:36.47	+4
8	11	SUPEEDO GONZALES Justin Huxtable	10	65.9 1400m	0:11.40 1400m	1:36.27 [8] (0:12.50)	1:23.77 [6] (0:11.40)	1:12.37 [6] (0:11.59)	1:00.78 [7] (0:11.94)	0:48.84 [7] (0:11.94)	0:36.90 [8] (0:12.19)	0:24.71 [7] (0:11.94)	0:36.90	+8
9	12	FAIRYBOWER FLYER Jackson Murphy	2	64.6 1400m	0:11.33 1200m	1:37.04 [9] (0:12.14)	1:24.90 [1] (0:11.43)	1:13.47 [1] (0:11.33)	1:02.14 [1] (0:11.87)	0:50.27 [1] (0:12.00)	0:38.27 [1] (0:12.23)	0:26.04 [1] (0:12.36)	0:38.27	+2
10	4	RUN FREDDIE RUN Ryan Wiggins	7	66.1 1200m	0:11.38 1200m	1:37.39 [10] (0:12.25)	1:25.14 [3] (0:11.52)	1:13.62 [3] (0:11.38)	1:02.24 [3] (0:12.03)	0:50.21 [5] (0:12.04)	0:38.17 [6] (0:12.38)	0:25.79 [8] (0:12.22)	0:38.17	+6

Scratched: Spring's Gift (#9)

[] Ranking at each section and finish
 -:-:- No data available at this section
 NA No data available

SCN Saddle cloth number
 DNF Did not finish
 DNT Did not track



Mackay QLD Professional

Race 4: Ladbrokes Racing Club Maiden Plate - 1560m

17 September 2024 - 15:11



MACKAY TURF CLUB

Ooralea Racecourse

Track Rating: Good 4, Weather: Overcast, Rail Position: +3m Entire

Section	Overall	1400m	1200m	1000m	800m	600m	400m	Last 600m
Field Times	1:35.23 (0:12.14)	1:23.09 (0:11.43)	1:11.66 (0:11.33)	1:00.33 (0:11.87)	0:48.46 (0:12.00)	0:36.46 (0:12.23)	0:24.23 (0:12.22)	0:36.46

Rank	TAB	Horse/Jockey	Barrier	Top Speed [km/h]	Fastest Section	Overall	1400m	1200m	1000m	800m	600m	400m	Last 600m	Distance Travelled [m]
11	10	TWO OF US Nikki Olzard	12	65.0 1400m	0:11.28 1200m	1:37.93 [11] (0:12.23)	1:25.70 [2] (0:11.47)	1:14.23 [2] (0:11.28)	1:02.95 [2] (0:11.88)	0:51.07 [2] (0:12.04)	0:39.03 [2] (0:12.39)	0:26.64 [3] (0:12.74)	0:39.03	-3

Scratched: Spring's Gift (#9)



Mackay QLD Professional

Race 4: Ladbrokes Racing Club Maiden Plate - 1560m

17 September 2024 - 15:11



MACKAY TURF CLUB
Ooralea Racecourse

Track Rating: Good 4, Weather: Overcast, Rail Position: +3m Entire

Section							200m			Last 600m
Field Times							0:12.01			0:36.46
Rank	TAB	Horse/Jockey	Barrier	Top Speed [km/h]	Fastest Section	Margin				Distance Travelled [m]
1	6	GIGI FILLE Scott Sheargold	6	63.7 1400m	0:11.56 1200m	0:12.01 [1] (0:12.01)	1:35.23		0:35.96	
2	5	YA LOVE HER Michael Murphy	11	68.6 Overall	0:11.30 1400m	0:12.35 [5] (0:12.35)	3.05L		0:36.78	+7
3	3	HADMYTIME Justin Stanley	1	64.1 1400m	0:11.42 1400m	0:12.49 [2] (0:12.49)	3.06L		0:36.69	-2
4	8	QUEENBEEL Leah Martyn	5	64.5 1400m	0:11.52 1200m	0:12.10 [9] (0:12.10)	3.12L		0:36.04	-7
5	2	FIGHTING EDGE Chelsea Jokic	9	64.5 1400m	0:11.49 1200m	0:12.28 [8] (0:12.28)	3.89L		0:36.05	+3
6	7	MOON OVER MATILDA Sean Cormack	3	64.5 1400m	0:11.39 1200m	0:12.64 [3] (0:12.64)	3.99L		0:36.74	+6
7	1	ARIK LAD Nathan Thomas	8	63.5 1400m	0:11.47 1200m	0:12.44 [7] (0:12.44)	4.78L		0:36.47	+4
8	11	SUPEEDO GONZALES Justin Huxtable	10	65.9 1400m	0:11.40 1400m	0:12.77 [6] (0:12.77)	6.14L		0:36.90	+8
9	12	FAIRYBOWER FLYER Jackson Murphy	2	64.6 1400m	0:11.33 1200m	0:13.68 [4] (0:13.68)	10.67L		0:38.27	+2
10	4	RUN FREDDIE RUN Ryan Wiggins	7	66.1 1200m	0:11.38 1200m	0:13.57 [10] (0:13.57)	12.68L		0:38.17	+6

Scratched: Spring's Gift (#9)

[] Ranking at each section and finish
 -:-:- No data available at this section
 NA No data available

SCN Saddle cloth number
 DNF Did not finish
 DNT Did not track



Mackay QLD Professional

Race 4: Ladbrokes Racing Club Maiden Plate - 1560m

17 September 2024 - 15:11



MACKAY TURF CLUB

Ooralea Racecourse

Track Rating: Good 4, Weather: Overcast, Rail Position: +3m Entire

Section				200m				Last 600m		
Field Times				0:12.01 (0:12.01)				0:36.46		
Rank	TAB	Horse/Jockey	Barrier	Top Speed [km/h]	Fastest Section	Margin			Distance Travelled [m]	
11	10	TWO OF US	12	65.0	0:11.28	0:13.90 [11]	15.92L		0:39.03	-3
		Nikki Olzard		1400m	1200m	(0:13.90)				

Scratched: Spring's Gift (#9)

[] Ranking at each section and finish
 -:-:- No data available at this section
 NA No data available

SCN Saddle cloth number
 DNF Did not finish
 DNT Did not track



Horse/Jockey Name	Gigi Fille
Final Rank	1
Fastest Section Time (Section)	0:11.56 (1200m)
Top Speed [km/h] (Section)	63.7 (1400m)
Race State	Finished



Mackay QLD Professional

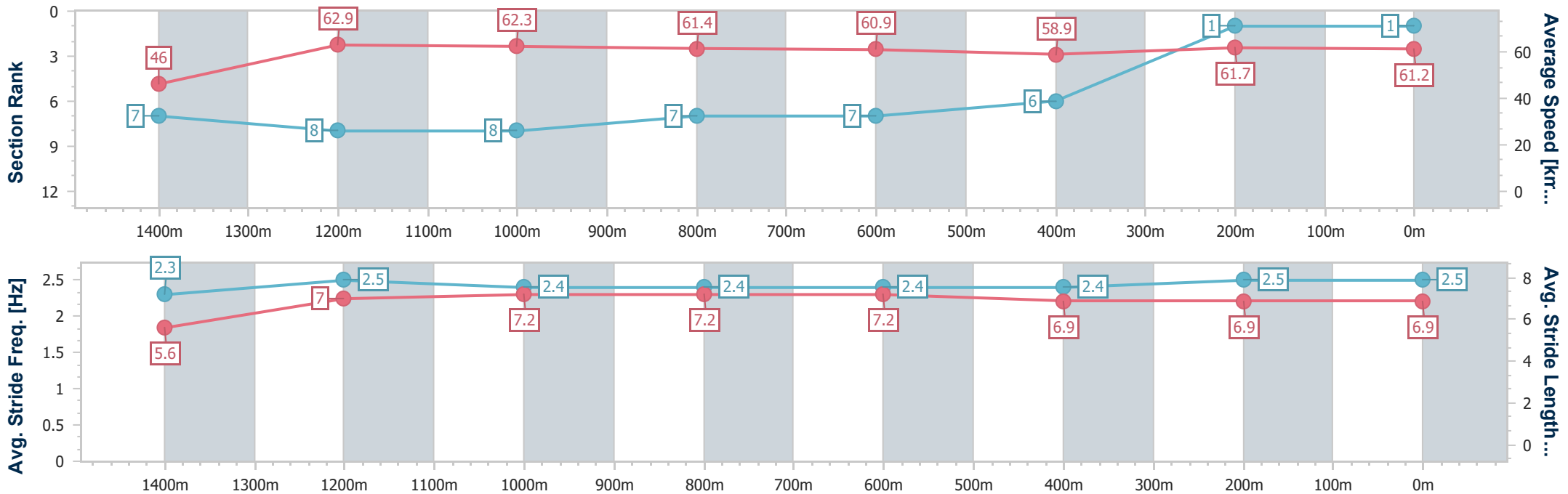
Race 4: Ladbrokes Racing Club Maiden Plate - 1560m

17 September 2024 - 15:11



Track Rating: Good 4, Weather: Overcast, Rail Position: +3m Entire

Section	Overall	1400m	1200m	1000m	800m	600m	400m	200m
Section Times	1:35.23 [1] (0:12.53)	1:22.70 [7] (0:11.59)	1:11.11 [8] (0:11.56)	0:59.55 [8] (0:11.75)	0:47.80 [7] (0:11.84)	0:35.96 [7] (0:12.26)	0:23.70 [6] (0:11.69)	0:12.01 [1] (0:12.01)
Average Speed [km/h]	46.0	62.9	62.3	61.4	60.9	58.9	61.7	61.2
Top Speed [km/h]	62.5	63.7	63.6	63.0	61.8	60.1	63.1	63.1
Avg. Dist. to Rail [m]	3.0	2.1	0.9	0.4	0.6	0.6	1.0	1.0
Avg. Stride Freq. [Hz]	2.3	2.5	2.4	2.4	2.4	2.4	2.5	2.5
Avg. Stride Length [m]	5.6	7.0	7.2	7.2	7.2	6.9	6.9	6.9



- [] Ranking at each section and finish
- .-.- No data available at this section
- NA No data available



Horse/Jockey Name	Ya Love Her
Final Rank	2
Fastest Section Time (Section)	0:11.30 (1400m)
Top Speed [km/h] (Section)	68.6 (Overall)
Race State	Finished



Mackay QLD Professional

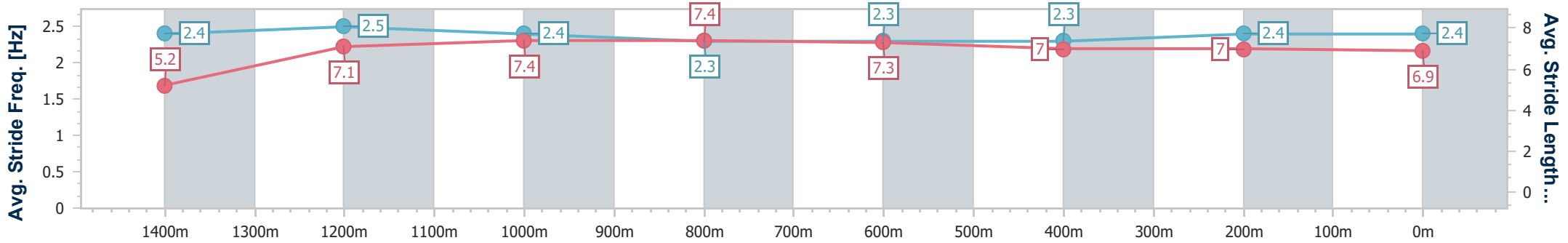
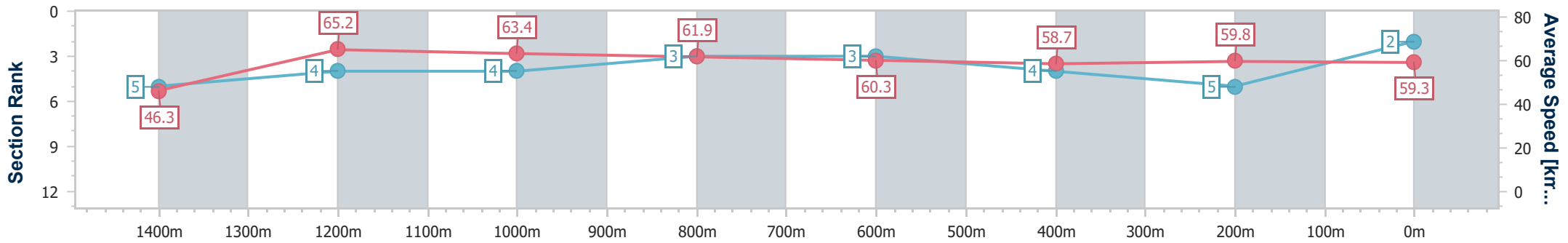
Race 4: Ladbrokes Racing Club Maiden Plate - 1560m

17 September 2024 - 15:11



Track Rating: Good 4, Weather: Overcast, Rail Position: +3m Entire

Section	Overall	1400m	1200m	1000m	800m	600m	400m	200m
Section Times	1:35.75 [2] (0:12.47)	1:23.28 [5] (0:11.30)	1:11.98 [4] (0:11.42)	1:00.56 [4] (0:11.74)	0:48.82 [3] (0:12.04)	0:36.78 [3] (0:12.34)	0:24.44 [4] (0:12.09)	0:12.35 [5] (0:12.35)
Average Speed [km/h]	46.3	65.2	63.4	61.9	60.3	58.7	59.8	59.3
Top Speed [km/h]	68.6	65.8	64.4	62.7	61.2	59.9	60.9	60.6
Avg. Dist. to Rail [m]	8.6	4.8	3.5	2.8	2.4	1.4	3.2	5.2
Avg. Stride Freq. [Hz]	2.4	2.5	2.4	2.3	2.3	2.3	2.4	2.4
Avg. Stride Length [m]	5.2	7.1	7.4	7.4	7.3	7.0	7.0	6.9



- [] Ranking at each section and finish
- .-.- No data available at this section
- NA No data available



Horse/Jockey Name	Hadmytime
Final Rank	3
Fastest Section Time (Section)	0:11.42 (1400m)
Top Speed [km/h] (Section)	64.1 (1400m)
Race State	Finished



Mackay QLD Professional

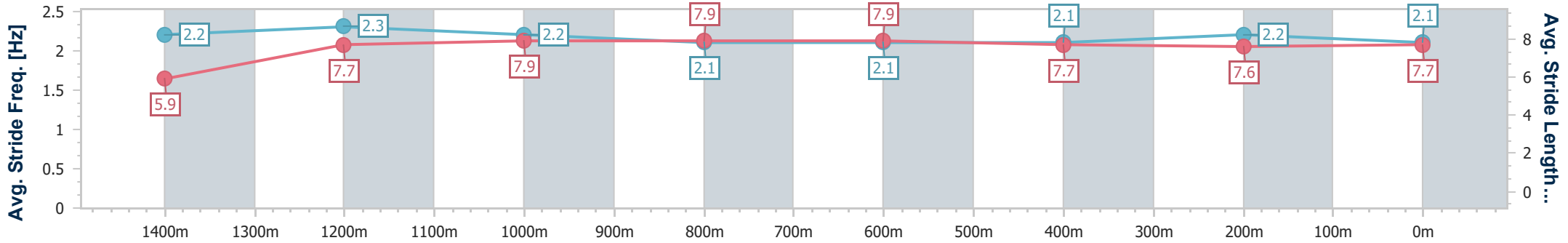
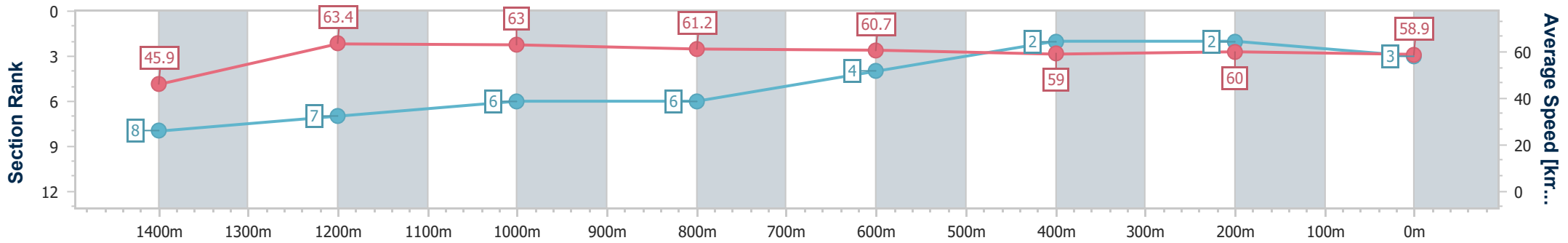
Race 4: Ladbrokes Racing Club Maiden Plate - 1560m

17 September 2024 - 15:11



Track Rating: Good 4, Weather: Overcast, Rail Position: +3m Entire

Section	Overall	1400m	1200m	1000m	800m	600m	400m	200m
Section Times	1:35.75 [3] (0:12.56)	1:23.19 [8] (0:11.42)	1:11.77 [7] (0:11.43)	1:00.34 [6] (0:11.79)	0:48.55 [6] (0:11.86)	0:36.69 [4] (0:12.19)	0:24.50 [2] (0:12.01)	0:12.49 [2] (0:12.49)
Average Speed [km/h]	45.9	63.4	63.0	61.2	60.7	59.0	60.0	58.9
Top Speed [km/h]	62.7	64.1	63.7	62.9	61.7	59.9	60.8	60.0
Avg. Dist. to Rail [m]	1.2	1.4	1.2	0.7	0.5	0.4	2.5	4.3
Avg. Stride Freq. [Hz]	2.2	2.3	2.2	2.1	2.1	2.1	2.2	2.1
Avg. Stride Length [m]	5.9	7.7	7.9	7.9	7.9	7.7	7.6	7.7



- [] Ranking at each section and finish
- .-.- No data available at this section
- NA No data available



Horse/Jockey Name	Queenbeel
Final Rank	4
Fastest Section Time (Section)	0:11.52 (1200m)
Top Speed [km/h] (Section)	64.5 (1400m)
Race State	Finished



Mackay QLD Professional

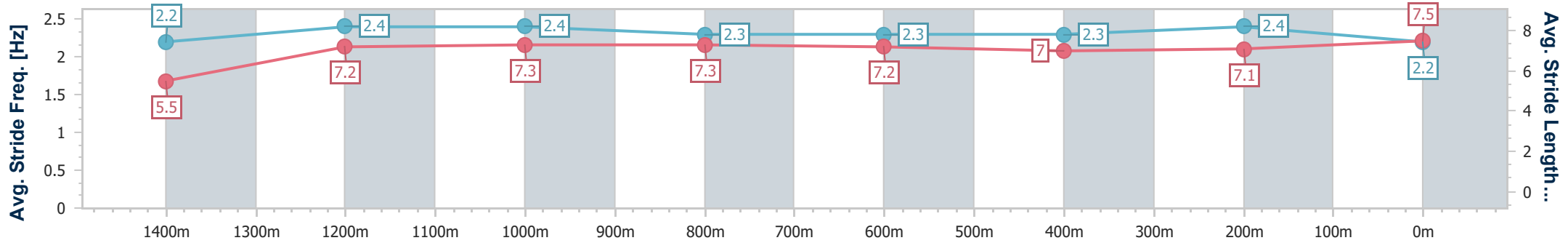
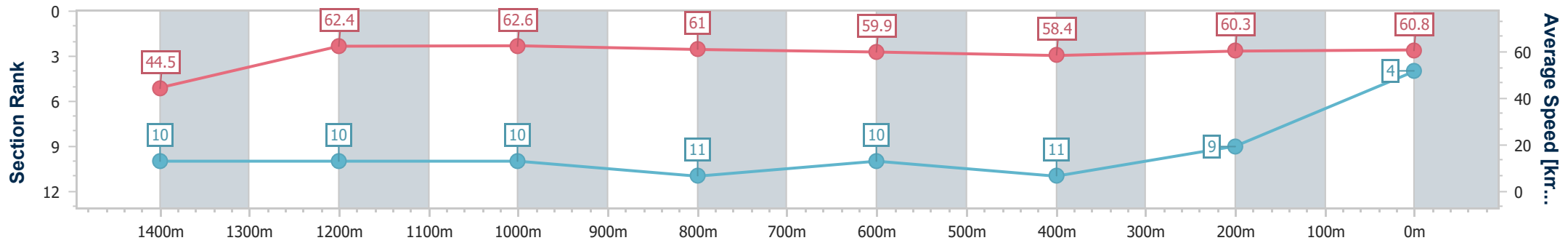
Race 4: Ladbrokes Racing Club Maiden Plate - 1560m

17 September 2024 - 15:11



Track Rating: Good 4, Weather: Overcast, Rail Position: +3m Entire

Section	Overall	1400m	1200m	1000m	800m	600m	400m	200m
Section Times	1:35.76 [4] (0:12.92)	1:22.84 [10] (0:11.62)	1:11.22 [10] (0:11.52)	0:59.70 [10] (0:11.81)	0:47.89 [11] (0:11.85)	0:36.04 [10] (0:12.07)	0:23.97 [11] (0:11.87)	0:12.10 [9] (0:12.10)
Average Speed [km/h]	44.5	62.4	62.6	61.0	59.9	58.4	60.3	60.8
Top Speed [km/h]	61.9	64.5	63.9	63.0	60.3	60.9	61.9	60.9
Avg. Dist. to Rail [m]	3.2	1.4	0.8	0.9	3.0	2.9	2.0	2.9
Avg. Stride Freq. [Hz]	2.2	2.4	2.4	2.3	2.3	2.3	2.4	2.2
Avg. Stride Length [m]	5.5	7.2	7.3	7.3	7.2	7.0	7.1	7.5



- [] Ranking at each section and finish
- .-.- No data available at this section
- NA No data available



Horse/Jockey Name	Fighting Edge
Final Rank	5
Fastest Section Time (Section)	0:11.49 (1200m)
Top Speed [km/h] (Section)	64.5 (1400m)
Race State	Finished



Mackay QLD Professional

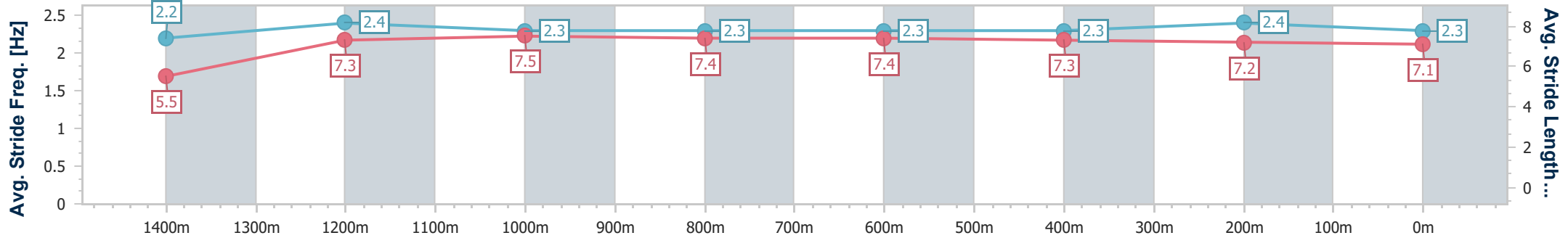
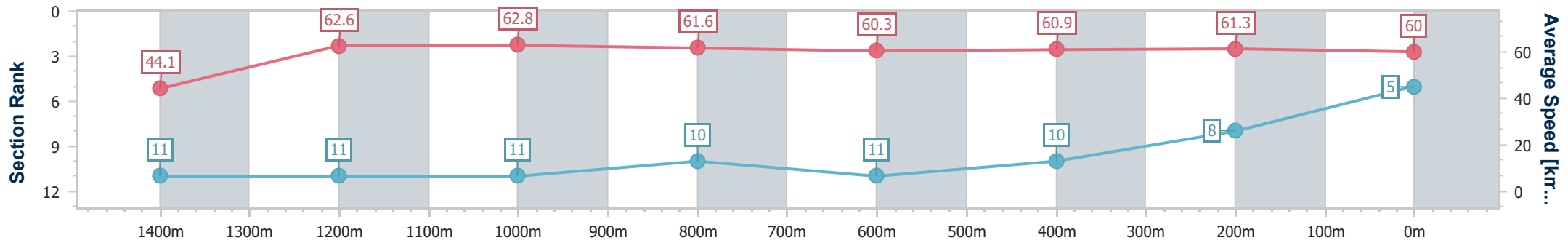
Race 4: Ladbrokes Racing Club Maiden Plate - 1560m

17 September 2024 - 15:11



Track Rating: Good 4, Weather: Overcast, Rail Position: +3m Entire

Section	Overall	1400m	1200m	1000m	800m	600m	400m	200m
Section Times	1:35.89 [5] (0:13.10)	1:22.79 [11] (0:11.52)	1:11.27 [11] (0:11.49)	0:59.78 [11] (0:11.74)	0:48.04 [10] (0:11.99)	0:36.05 [11] (0:11.95)	0:24.10 [10] (0:11.82)	0:12.28 [8] (0:12.28)
Average Speed [km/h]	44.1	62.6	62.8	61.6	60.3	60.9	61.3	60.0
Top Speed [km/h]	61.6	64.5	64.2	63.6	61.4	62.1	62.2	61.1
Avg. Dist. to Rail [m]	5.9	1.1	0.8	1.3	1.1	1.5	6.9	10.7
Avg. Stride Freq. [Hz]	2.2	2.4	2.3	2.3	2.3	2.3	2.4	2.3
Avg. Stride Length [m]	5.5	7.3	7.5	7.4	7.4	7.3	7.2	7.1



- [] Ranking at each section and finish
- .-.- No data available at this section
- NA No data available



Horse/Jockey Name	Moon Over Matilda
Final Rank	6
Fastest Section Time (Section)	0:11.39 (1200m)
Top Speed [km/h] (Section)	64.5 (1400m)
Race State	Finished



Mackay QLD Professional

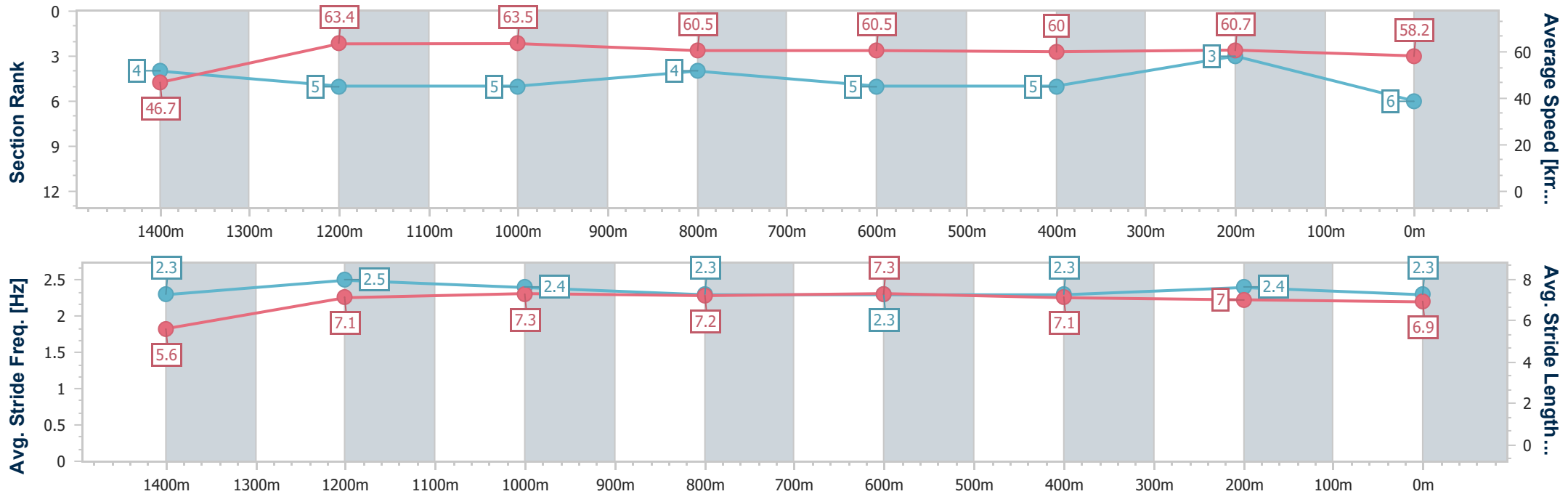
Race 4: Ladbrokes Racing Club Maiden Plate - 1560m

17 September 2024 - 15:11



Track Rating: Good 4, Weather: Overcast, Rail Position: +3m Entire

Section	Overall	1400m	1200m	1000m	800m	600m	400m	200m
Section Times	1:35.91 [6] (0:12.29)	1:23.62 [4] (0:11.54)	1:12.08 [5] (0:11.39)	1:00.69 [5] (0:11.96)	0:48.73 [4] (0:11.99)	0:36.74 [5] (0:12.18)	0:24.56 [5] (0:11.92)	0:12.64 [3] (0:12.64)
Average Speed [km/h]	46.7	63.4	63.5	60.5	60.5	60.0	60.7	58.2
Top Speed [km/h]	62.3	64.5	63.9	61.5	60.9	61.1	62.4	60.8
Avg. Dist. to Rail [m]	2.9	2.8	1.9	1.8	1.9	1.8	5.1	8.0
Avg. Stride Freq. [Hz]	2.3	2.5	2.4	2.3	2.3	2.3	2.4	2.3
Avg. Stride Length [m]	5.6	7.1	7.3	7.2	7.3	7.1	7.0	6.9



- [] Ranking at each section and finish
- .-.- No data available at this section
- NA No data available



Horse/Jockey Name	Arik Lad
Final Rank	7
Fastest Section Time (Section)	0:11.47 (1200m)
Top Speed [km/h] (Section)	63.5 (1400m)
Race State	Finished



Mackay QLD Professional

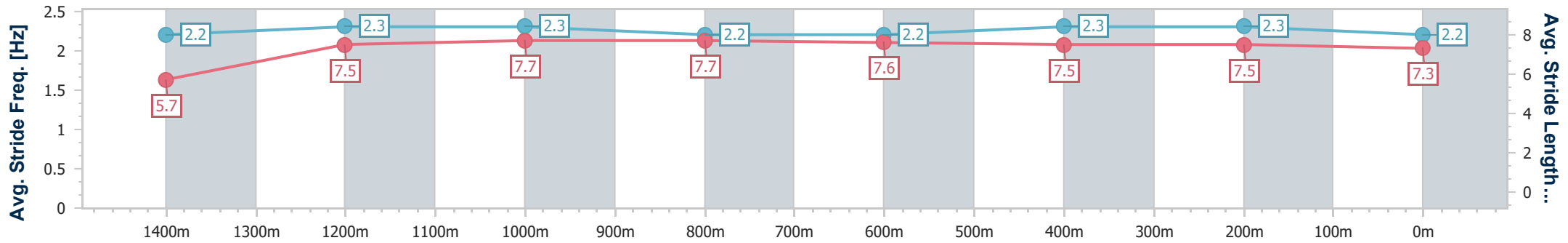
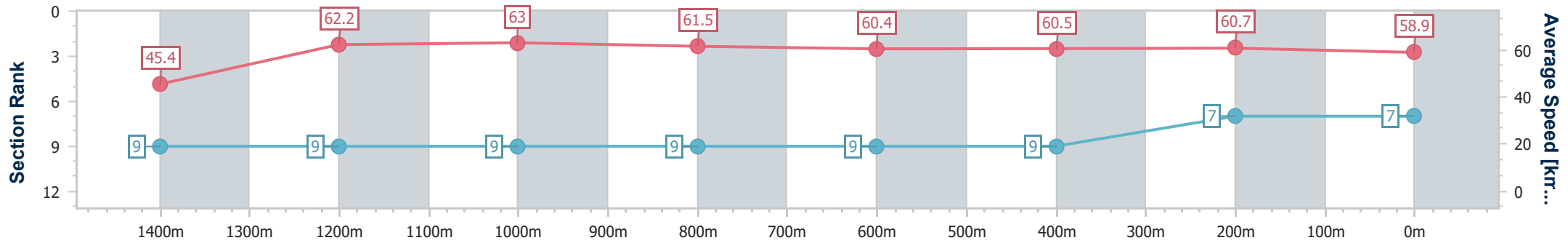
Race 4: Ladbrokes Racing Club Maiden Plate - 1560m

17 September 2024 - 15:11



Track Rating: Good 4, Weather: Overcast, Rail Position: +3m Entire

Section	Overall	1400m	1200m	1000m	800m	600m	400m	200m
Section Times	1:36.04 [7] (0:12.73)	1:23.31 [9] (0:11.61)	1:11.70 [9] (0:11.47)	1:00.23 [9] (0:11.75)	0:48.48 [9] (0:12.01)	0:36.47 [9] (0:12.06)	0:24.41 [9] (0:11.97)	0:12.44 [7] (0:12.44)
Average Speed [km/h]	45.4	62.2	63.0	61.5	60.4	60.5	60.7	58.9
Top Speed [km/h]	61.4	63.5	63.4	63.1	61.8	62.0	61.1	60.7
Avg. Dist. to Rail [m]	5.0	1.2	1.1	1.7	2.3	2.1	4.1	6.0
Avg. Stride Freq. [Hz]	2.2	2.3	2.3	2.2	2.2	2.3	2.3	2.2
Avg. Stride Length [m]	5.7	7.5	7.7	7.7	7.6	7.5	7.5	7.3



- [] Ranking at each section and finish
- .-.- No data available at this section
- NA No data available



Horse/Jockey Name	Supeedo Gonzales
Final Rank	8
Fastest Section Time (Section)	0:11.40 (1400m)
Top Speed [km/h] (Section)	65.9 (1400m)
Race State	Finished



Mackay QLD Professional

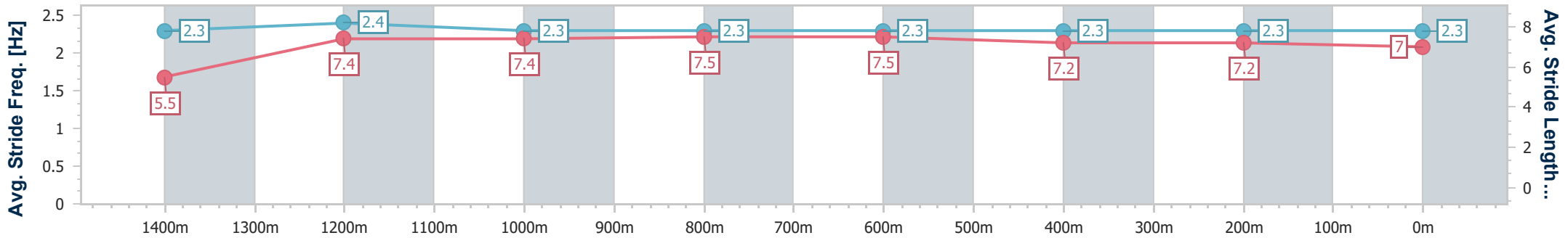
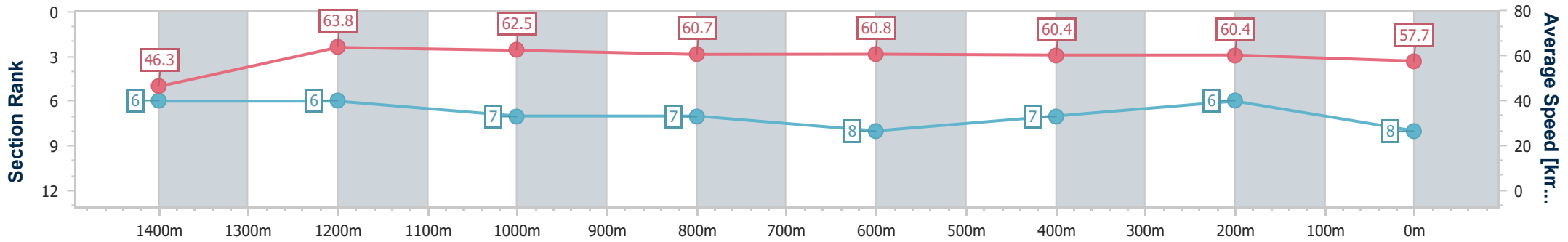
Race 4: Ladbrokes Racing Club Maiden Plate - 1560m

17 September 2024 - 15:11



Track Rating: Good 4, Weather: Overcast, Rail Position: +3m Entire

Section	Overall	1400m	1200m	1000m	800m	600m	400m	200m
Section Times	1:36.27 [8] (0:12.50)	1:23.77 [6] (0:11.40)	1:12.37 [6] (0:11.59)	1:00.78 [7] (0:11.94)	0:48.84 [7] (0:11.94)	0:36.90 [8] (0:12.19)	0:24.71 [7] (0:11.94)	0:12.77 [6] (0:12.77)
Average Speed [km/h]	46.3	63.8	62.5	60.7	60.8	60.4	60.4	57.7
Top Speed [km/h]	64.1	65.9	63.8	63.1	62.5	62.5	61.6	60.3
Avg. Dist. to Rail [m]	6.6	2.7	2.3	2.1	2.2	3.0	4.7	7.6
Avg. Stride Freq. [Hz]	2.3	2.4	2.3	2.3	2.3	2.3	2.3	2.3
Avg. Stride Length [m]	5.5	7.4	7.4	7.5	7.5	7.2	7.2	7.0



- [] Ranking at each section and finish
- .-.- No data available at this section
- NA No data available



Horse/Jockey Name	Fairybower Flyer
Final Rank	9
Fastest Section Time (Section)	0:11.33 (1200m)
Top Speed [km/h] (Section)	64.6 (1400m)
Race State	Finished



Mackay QLD Professional

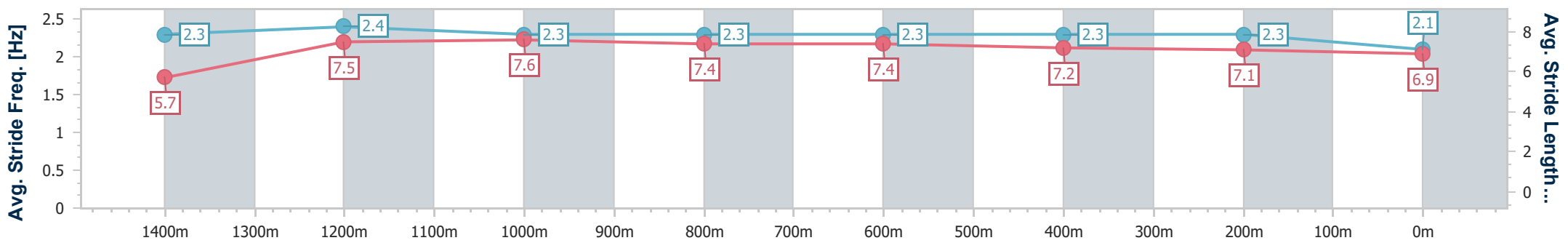
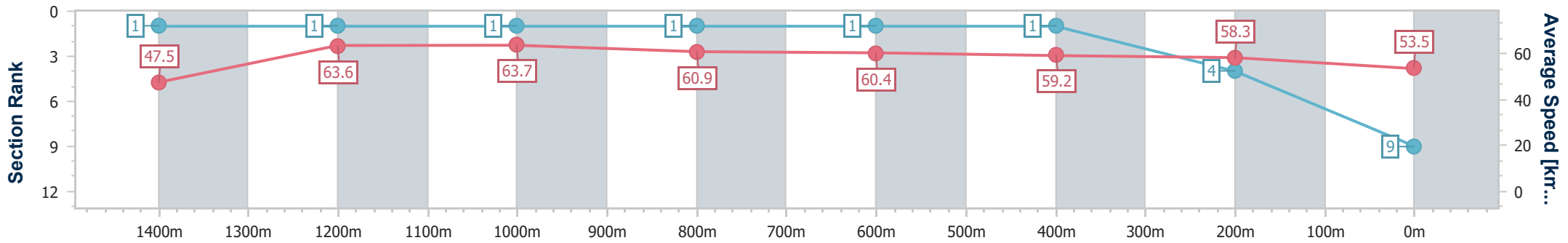
Race 4: Ladbrokes Racing Club Maiden Plate - 1560m

17 September 2024 - 15:11



Track Rating: Good 4, Weather: Overcast, Rail Position: +3m Entire

Section	Overall	1400m	1200m	1000m	800m	600m	400m	200m
Section Times	1:37.04 [9] (0:12.14)	1:24.90 [1] (0:11.43)	1:13.47 [1] (0:11.33)	1:02.14 [1] (0:11.87)	0:50.27 [1] (0:12.00)	0:38.27 [1] (0:12.23)	0:26.04 [1] (0:12.36)	0:13.68 [4] (0:13.68)
Average Speed [km/h]	47.5	63.6	63.7	60.9	60.4	59.2	58.3	53.5
Top Speed [km/h]	64.4	64.6	64.4	62.6	61.0	60.0	59.4	57.3
Avg. Dist. to Rail [m]	1.7	2.1	1.3	1.1	2.0	0.8	2.0	3.0
Avg. Stride Freq. [Hz]	2.3	2.4	2.3	2.3	2.3	2.3	2.3	2.1
Avg. Stride Length [m]	5.7	7.5	7.6	7.4	7.4	7.2	7.1	6.9



- [] Ranking at each section and finish
- .-.-.- No data available at this section
- NA No data available



Horse/Jockey Name	Run Freddie Run
Final Rank	10
Fastest Section Time (Section)	0:11.38 (1200m)
Top Speed [km/h] (Section)	66.1 (1200m)
Race State	Finished



Mackay QLD Professional

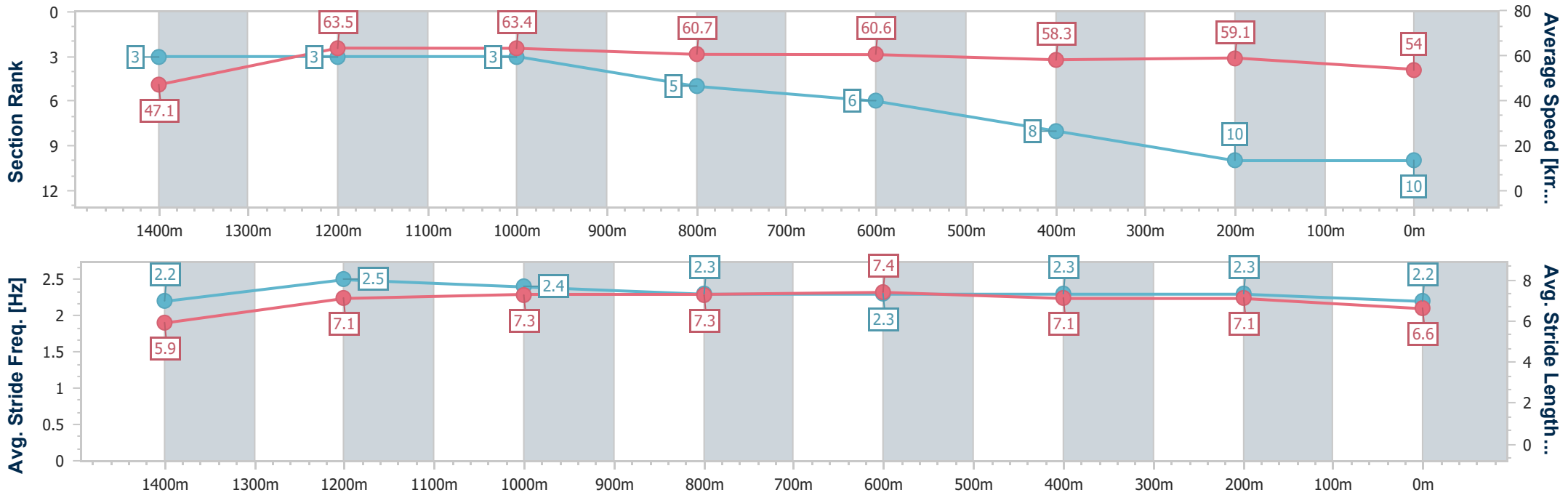
Race 4: Ladbrokes Racing Club Maiden Plate - 1560m

17 September 2024 - 15:11



Track Rating: Good 4, Weather: Overcast, Rail Position: +3m Entire

Section	Overall	1400m	1200m	1000m	800m	600m	400m	200m
Section Times	1:37.39 [10] (0:12.25)	1:25.14 [3] (0:11.52)	1:13.62 [3] (0:11.38)	1:02.24 [3] (0:12.03)	0:50.21 [5] (0:12.04)	0:38.17 [6] (0:12.38)	0:25.79 [8] (0:12.22)	0:13.57 [10] (0:13.57)
Average Speed [km/h]	47.1	63.5	63.4	60.7	60.6	58.3	59.1	54.0
Top Speed [km/h]	64.4	64.5	66.1	61.4	62.5	59.9	60.1	58.4
Avg. Dist. to Rail [m]	4.4	3.3	3.4	4.0	3.8	0.7	2.1	4.5
Avg. Stride Freq. [Hz]	2.2	2.5	2.4	2.3	2.3	2.3	2.3	2.2
Avg. Stride Length [m]	5.9	7.1	7.3	7.3	7.4	7.1	7.1	6.6



- [] Ranking at each section and finish
- .-.- No data available at this section
- NA No data available



Horse/Jockey Name	Two Of Us
Final Rank	11
Fastest Section Time (Section)	0:11.28 (1200m)
Top Speed [km/h] (Section)	65.0 (1400m)
Race State	Finished



Mackay QLD Professional

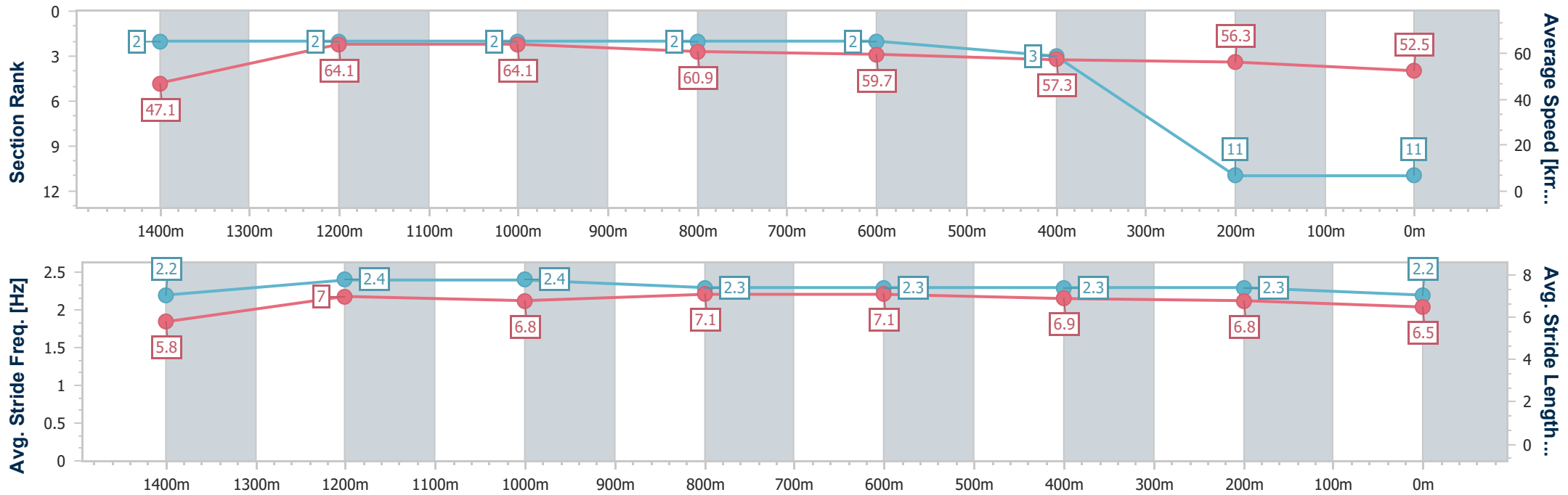
Race 4: Ladbrokes Racing Club Maiden Plate - 1560m

17 September 2024 - 15:11



Track Rating: Good 4, Weather: Overcast, Rail Position: +3m Entire

Section	Overall	1400m	1200m	1000m	800m	600m	400m	200m
Section Times	1:37.93 [11] (0:12.23)	1:25.70 [2] (0:11.47)	1:14.23 [2] (0:11.28)	1:02.95 [2] (0:11.88)	0:51.07 [2] (0:12.04)	0:39.03 [2] (0:12.39)	0:26.64 [3] (0:12.74)	0:13.90 [11] (0:13.90)
Average Speed [km/h]	47.1	64.1	64.1	60.9	59.7	57.3	56.3	52.5
Top Speed [km/h]	64.8	65.0	64.7	62.9	60.4	58.5	57.1	54.9
Avg. Dist. to Rail [m]	8.3	4.1	2.7	1.1	0.7	2.0	1.3	4.2
Avg. Stride Freq. [Hz]	2.2	2.4	2.4	2.3	2.3	2.3	2.3	2.2
Avg. Stride Length [m]	5.8	7.0	6.8	7.1	7.1	6.9	6.8	6.5



- [] Ranking at each section and finish
- .-.- No data available at this section
- NA No data available



Mackay QLD Professional

Race 5: Ladbrokes Blackbook BM65 Handicap - 1560m

17 September 2024 - 15:45



MACKAY TURF CLUB
Ooralea Racecourse

Track Rating: Good 4, Weather: Overcast, Rail Position: +3m Entire

Section														
Field Times														
Overall	1400m	1200m	1000m	800m	600m	400m	Last 600m							
1:34.94 (0:11.70)	1:23.24 (0:11.86)	1:11.38 (0:12.10)	0:59.28 (0:12.11)	0:47.17 (0:11.75)	0:35.42 (0:11.52)	0:23.90 (0:11.71)	0:35.42							
Rank	TAB	Horse/Jockey	Barrier	Top Speed [km/h]	Fastest Section									Distance Travelled [m]
1	11	ORCA Sean Cormack	11	64.2 600m	0:11.46 400m	1:34.94 [1] (0:12.27)	1:22.67 [5] (0:11.81)	1:10.86 [4] (0:11.99)	0:58.87 [4] (0:12.07)	0:46.80 [4] (0:11.73)	0:35.07 [4] (0:11.62)	0:23.45 [4] (0:11.46)	0:35.07	
2	9	KELLERS SHELTER Justin Stanley	3	63.7 400m	0:11.42 400m	1:34.95 [2] (0:12.26)	1:22.69 [4] (0:12.06)	1:10.63 [5] (0:12.04)	0:58.59 [5] (0:12.04)	0:46.55 [5] (0:11.70)	0:34.85 [5] (0:11.51)	0:23.34 [5] (0:11.42)	0:34.85	-5
3	2	JETSKI Ashley Butler	7	65.1 400m	0:11.31 400m	1:35.00 [3] (0:12.65)	1:22.35 [8] (0:11.93)	1:10.42 [7] (0:12.08)	0:58.34 [8] (0:12.02)	0:46.32 [8] (0:11.69)	0:34.63 [7] (0:11.43)	0:23.20 [7] (0:11.31)	0:34.63	-5
4	5	KEFALONIA Ryan Wiggins	6	63.8 Overall	0:11.54 600m	1:35.11 [4] (0:12.00)	1:23.11 [2] (0:11.77)	1:11.34 [2] (0:11.99)	0:59.35 [2] (0:12.09)	0:47.26 [2] (0:11.70)	0:35.56 [2] (0:11.54)	0:24.02 [2] (0:11.66)	0:35.56	-4
5	7	BRAVIO Chelsea Jokic	1	64.0 1400m	0:11.63 600m	1:35.54 [5] (0:12.16)	1:23.38 [3] (0:11.70)	1:11.68 [3] (0:12.04)	0:59.64 [3] (0:12.09)	0:47.55 [3] (0:11.75)	0:35.80 [3] (0:11.63)	0:24.17 [3] (0:11.66)	0:35.80	-9
6	10	BRAZEN BRECCIA Jackson Murphy	5	63.7 1400m	0:11.52 600m	1:35.65 [6] (0:11.70)	1:23.95 [1] (0:11.86)	1:12.09 [1] (0:12.10)	0:59.99 [1] (0:12.11)	0:47.88 [1] (0:11.75)	0:36.13 [1] (0:11.52)	0:24.61 [1] (0:11.75)	0:36.13	-5
7	1	DEEPSTRIKE Leah Martyn	9	63.3 400m	0:11.55 400m	1:35.94 [7] (0:12.64)	1:23.30 [7] (0:11.94)	1:11.36 [8] (0:12.08)	0:59.28 [7] (0:12.02)	0:47.26 [7] (0:11.86)	0:35.40 [8] (0:11.78)	0:23.62 [8] (0:11.55)	0:35.40	-2
8	8	BROMES Justin Huxtable	8	64.6 600m	0:11.51 600m	1:36.13 [8] (0:12.46)	1:23.67 [6] (0:11.88)	1:11.79 [6] (0:12.05)	0:59.74 [6] (0:12.06)	0:47.68 [6] (0:11.70)	0:35.98 [6] (0:11.51)	0:24.47 [6] (0:11.67)	0:35.98	+2

Scratched: Bayerische (#3), Deel With Me (#4), Santorini Summer (#6), Divine Hunter (#12)

[] Ranking at each section and finish
 -:-:- No data available at this section
 NA No data available

SCN Saddle cloth number
 DNF Did not finish
 DNT Did not track



Mackay QLD Professional

Race 5: Ladbrokes Blackbook BM65 Handicap - 1560m

17 September 2024 - 15:45



MACKAY TURF CLUB

Ooralea Racecourse

Track Rating: Good 4, Weather: Overcast, Rail Position: +3m Entire

Section				200m				Last 600m		
Field Times				0:12.19 (0:12.19)				0:35.42		
Rank	TAB	Horse/Jockey	Barrier	Top Speed [km/h]	Fastest Section	Margin			Distance Travelled [m]	
1	11	ORCA Sean Cormack	11	64.2 600m	0:11.46 400m	0:11.99 [3] (0:11.99)	1:34.94		0:35.07	
2	9	KELLERS SHELTER Justin Stanley	3	63.7 400m	0:11.42 400m	0:11.92 [5] (0:11.92)	0.02L		0:34.85	-5
3	2	JETSKI Ashley Butler	7	65.1 400m	0:11.31 400m	0:11.89 [6] (0:11.89)	0.37L		0:34.63	-5
4	5	KEFALONIA Ryan Wiggins	6	63.8 Overall	0:11.54 600m	0:12.36 [1] (0:12.36)	0.96L		0:35.56	-4
5	7	BRAVIO Chelsea Jokic	1	64.0 1400m	0:11.63 600m	0:12.51 [4] (0:12.51)	3.55L		0:35.80	-9
6	10	BRAZEN BRECCIA Jackson Murphy	5	63.7 1400m	0:11.52 600m	0:12.86 [2] (0:12.86)	4.14L		0:36.13	-5
7	1	DEEPSTRIKE Leah Martyn	9	63.3 400m	0:11.55 400m	0:12.07 [8] (0:12.07)	5.87L		0:35.40	-2
8	8	BROMES Justin Huxtable	8	64.6 600m	0:11.51 600m	0:12.80 [7] (0:12.80)	7.01L		0:35.98	+2

Scratched: Bayerische (#3), Deel With Me (#4), Santorini Summer (#6), Divine Hunter (#12)

[] Ranking at each section and finish
 -:-:- No data available at this section
 NA No data available

SCN Saddle cloth number
 DNF Did not finish
 DNT Did not track



Horse/Jockey Name	Orca
Final Rank	1
Fastest Section Time (Section)	0:11.46 (400m)
Top Speed [km/h] (Section)	64.2 (600m)
Race State	Finished



Mackay QLD Professional

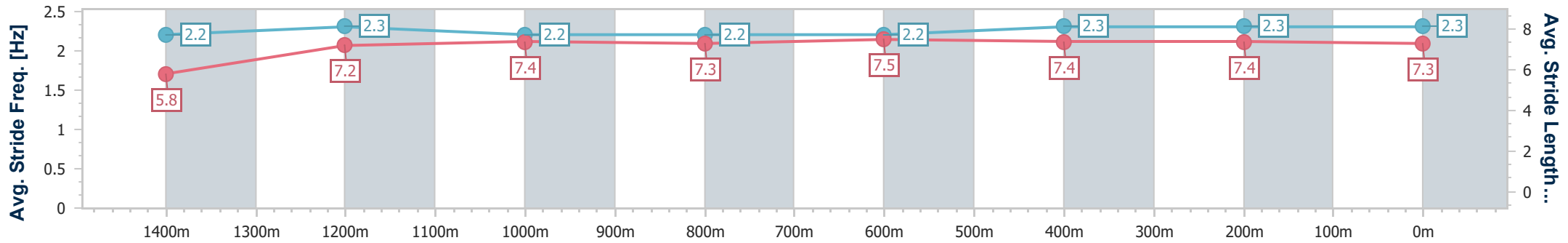
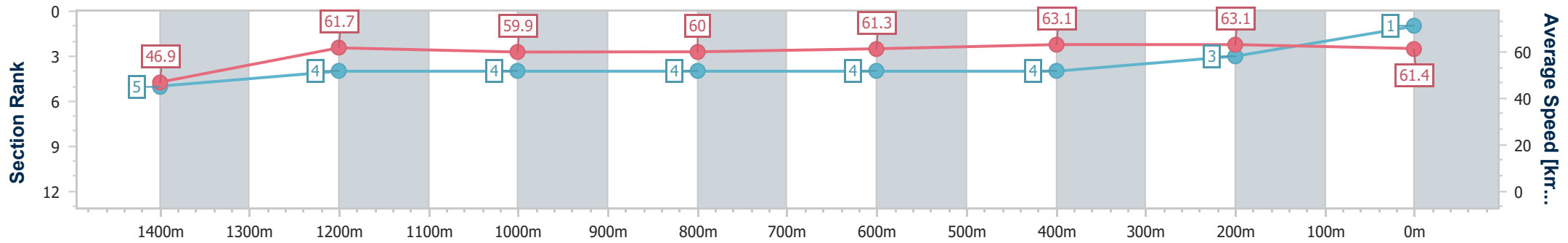
Race 5: Ladbrokes Blackbook BM65 Handicap - 1560m

17 September 2024 - 15:45

Track Rating: Good 4, Weather: Overcast, Rail Position: +3m Entire



Section	Overall	1400m	1200m	1000m	800m	600m	400m	200m
Section Times	1:34.94 [1] (0:12.27)	1:22.67 [5] (0:11.81)	1:10.86 [4] (0:11.99)	0:58.87 [4] (0:12.07)	0:46.80 [4] (0:11.73)	0:35.07 [4] (0:11.62)	0:23.45 [4] (0:11.46)	0:11.99 [3] (0:11.99)
Average Speed [km/h]	46.9	61.7	59.9	60.0	61.3	63.1	63.1	61.4
Top Speed [km/h]	62.4	62.7	60.8	60.7	62.6	64.2	63.9	62.9
Avg. Dist. to Rail [m]	6.2	1.6	1.1	0.6	0.9	2.2	3.8	6.4
Avg. Stride Freq. [Hz]	2.2	2.3	2.2	2.2	2.2	2.3	2.3	2.3
Avg. Stride Length [m]	5.8	7.2	7.4	7.3	7.5	7.4	7.4	7.3



- [] Ranking at each section and finish
- .-.- No data available at this section
- NA No data available



Horse/Jockey Name	Kellers Shelter
Final Rank	2
Fastest Section Time (Section)	0:11.42 (400m)
Top Speed [km/h] (Section)	63.7 (400m)
Race State	Finished



Mackay QLD Professional

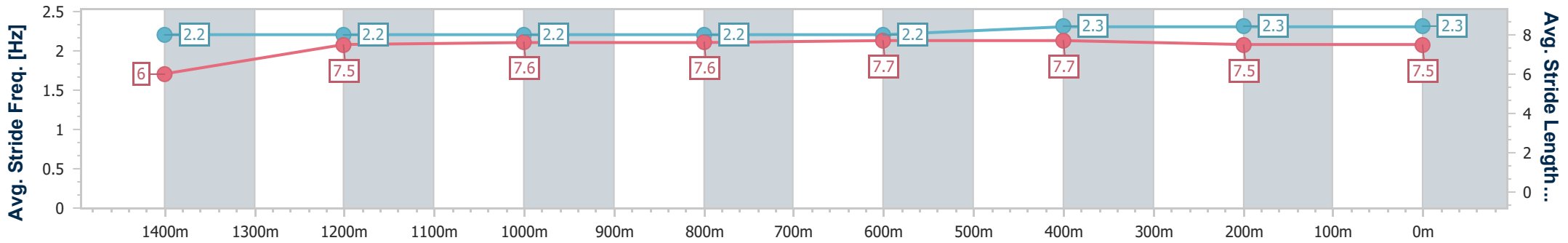
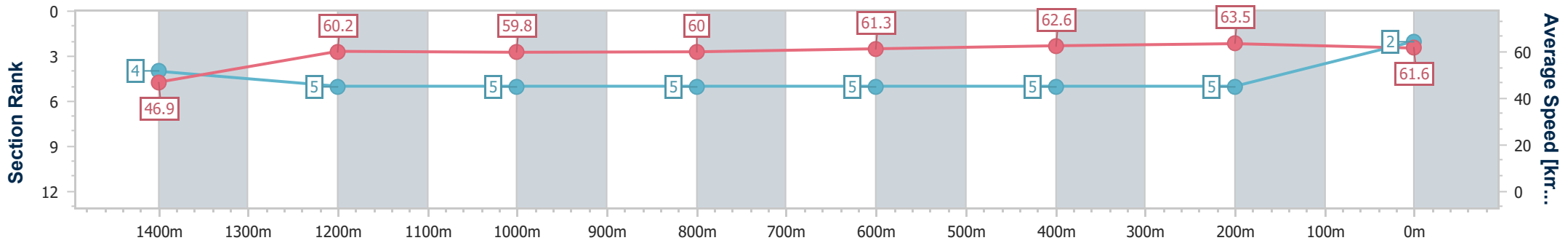
Race 5: Ladbrokes Blackbook BM65 Handicap - 1560m

17 September 2024 - 15:45



Track Rating: Good 4, Weather: Overcast, Rail Position: +3m Entire

Section	Overall	1400m	1200m	1000m	800m	600m	400m	200m
Section Times	1:34.95 [2] (0:12.26)	1:22.69 [4] (0:12.06)	1:10.63 [5] (0:12.04)	0:58.59 [5] (0:12.04)	0:46.55 [5] (0:11.70)	0:34.85 [5] (0:11.51)	0:23.34 [5] (0:11.42)	0:11.92 [5] (0:11.92)
Average Speed [km/h]	46.9	60.2	59.8	60.0	61.3	62.6	63.5	61.6
Top Speed [km/h]	62.2	62.2	62.4	62.5	62.7	63.5	63.7	63.0
Avg. Dist. to Rail [m]	2.3	1.5	1.1	0.6	0.4	0.6	3.8	6.6
Avg. Stride Freq. [Hz]	2.2	2.2	2.2	2.2	2.2	2.3	2.3	2.3
Avg. Stride Length [m]	6.0	7.5	7.6	7.6	7.7	7.7	7.5	7.5



- [] Ranking at each section and finish
- .-.- No data available at this section
- NA No data available



Horse/Jockey Name	Jetski
Final Rank	3
Fastest Section Time (Section)	0:11.31 (400m)
Top Speed [km/h] (Section)	65.1 (400m)
Race State	Finished



Mackay QLD Professional

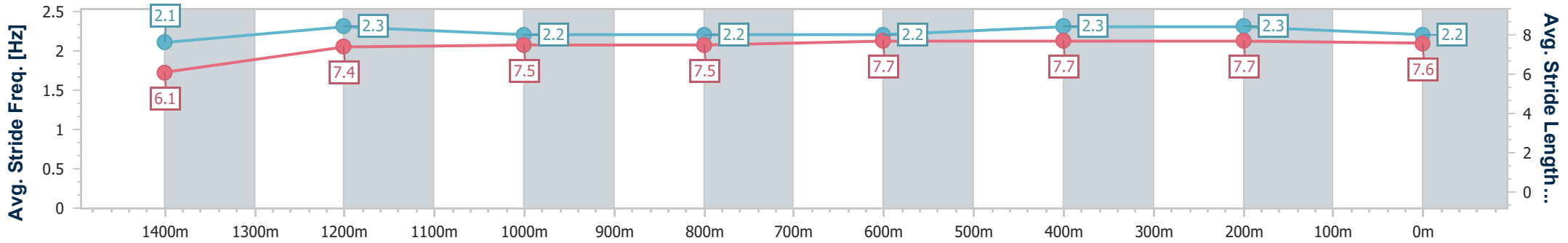
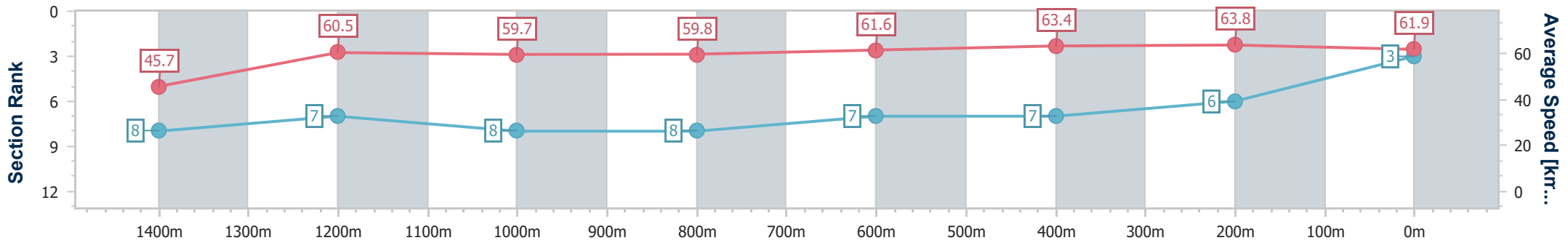
Race 5: Ladbrokes Blackbook BM65 Handicap - 1560m

17 September 2024 - 15:45

Track Rating: Good 4, Weather: Overcast, Rail Position: +3m Entire



Section	Overall	1400m	1200m	1000m	800m	600m	400m	200m
Section Times	1:35.00 [3] (0:12.65)	1:22.35 [8] (0:11.93)	1:10.42 [7] (0:12.08)	0:58.34 [8] (0:12.02)	0:46.32 [8] (0:11.69)	0:34.63 [7] (0:11.43)	0:23.20 [7] (0:11.31)	0:11.89 [6] (0:11.89)
Average Speed [km/h]	45.7	60.5	59.7	59.8	61.6	63.4	63.8	61.9
Top Speed [km/h]	62.1	62.4	60.7	60.9	63.3	64.1	65.1	64.0
Avg. Dist. to Rail [m]	3.3	0.7	0.5	0.2	0.2	1.1	2.8	4.0
Avg. Stride Freq. [Hz]	2.1	2.3	2.2	2.2	2.2	2.3	2.3	2.2
Avg. Stride Length [m]	6.1	7.4	7.5	7.5	7.7	7.7	7.7	7.6



- [] Ranking at each section and finish
- .-.- No data available at this section
- NA No data available



Horse/Jockey Name	Kefalonia
Final Rank	4
Fastest Section Time (Section)	0:11.54 (600m)
Top Speed [km/h] (Section)	63.8 (Overall)
Race State	Finished



Mackay QLD Professional

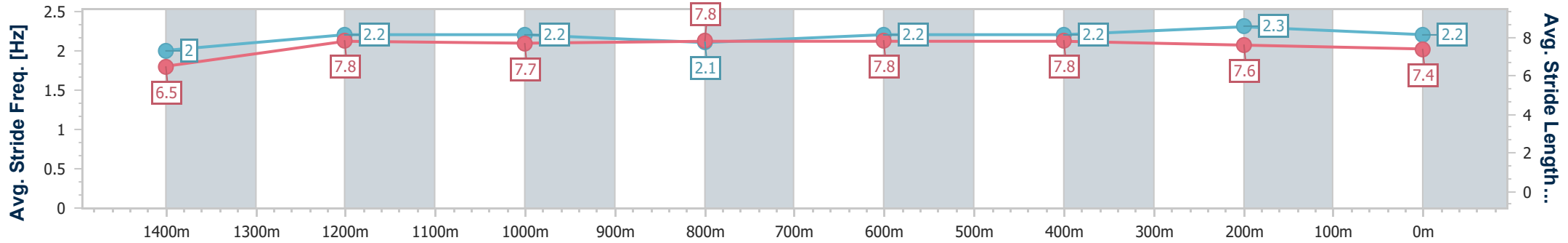
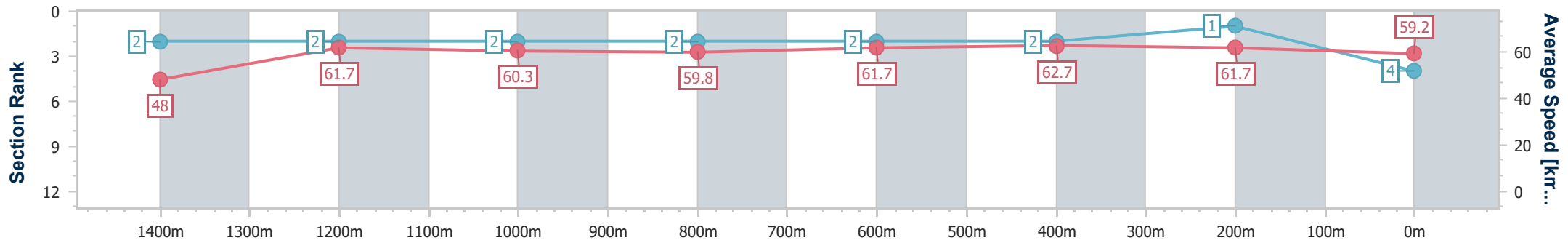
Race 5: Ladbrokes Blackbook BM65 Handicap - 1560m

17 September 2024 - 15:45



Track Rating: Good 4, Weather: Overcast, Rail Position: +3m Entire

Section	Overall	1400m	1200m	1000m	800m	600m	400m	200m
Section Times	1:35.11 [4] (0:12.00)	1:23.11 [2] (0:11.77)	1:11.34 [2] (0:11.99)	0:59.35 [2] (0:12.09)	0:47.26 [2] (0:11.70)	0:35.56 [2] (0:11.54)	0:24.02 [2] (0:11.66)	0:12.36 [1] (0:12.36)
Average Speed [km/h]	48.0	61.7	60.3	59.8	61.7	62.7	61.7	59.2
Top Speed [km/h]	63.8	63.7	60.5	60.3	63.4	62.9	62.7	60.6
Avg. Dist. to Rail [m]	4.4	2.3	1.9	1.3	1.2	0.7	1.3	4.7
Avg. Stride Freq. [Hz]	2.0	2.2	2.2	2.1	2.2	2.2	2.3	2.2
Avg. Stride Length [m]	6.5	7.8	7.7	7.8	7.8	7.8	7.6	7.4



- [] Ranking at each section and finish
- .-.- No data available at this section
- NA No data available



Horse/Jockey Name	Bravio
Final Rank	5
Fastest Section Time (Section)	0:11.63 (600m)
Top Speed [km/h] (Section)	64.0 (1400m)
Race State	Finished



Mackay QLD Professional

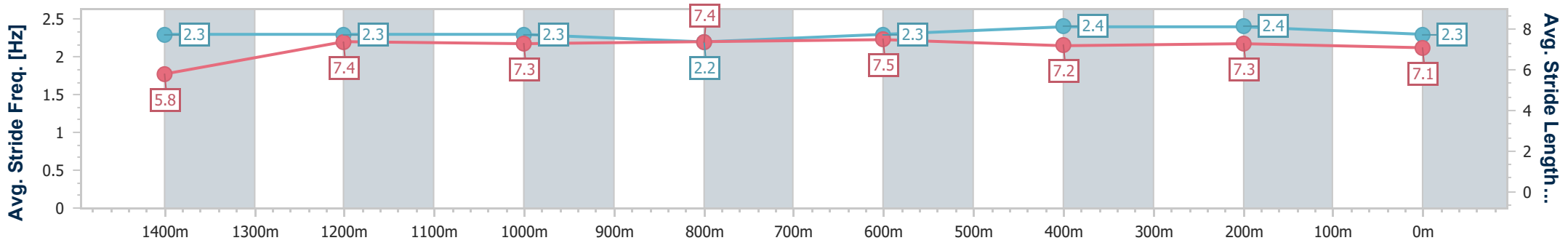
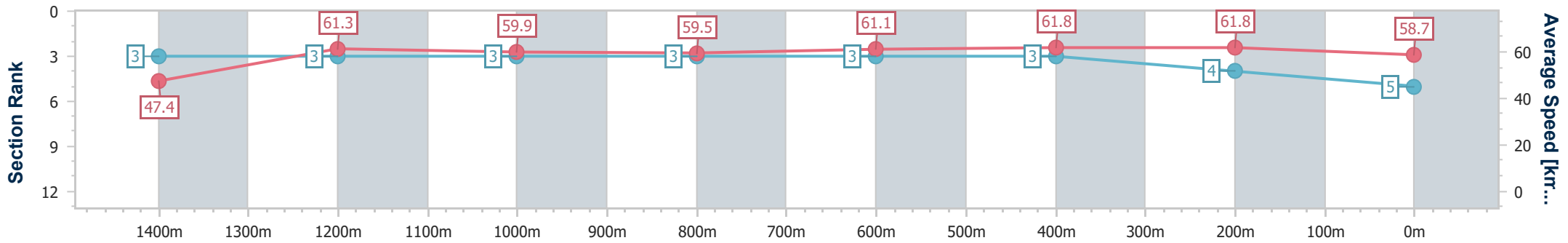
Race 5: Ladbrokes Blackbook BM65 Handicap - 1560m

17 September 2024 - 15:45

Track Rating: Good 4, Weather: Overcast, Rail Position: +3m Entire



Section	Overall	1400m	1200m	1000m	800m	600m	400m	200m
Section Times	1:35.54 [5] (0:12.16)	1:23.38 [3] (0:11.70)	1:11.68 [3] (0:12.04)	0:59.64 [3] (0:12.09)	0:47.55 [3] (0:11.75)	0:35.80 [3] (0:11.63)	0:24.17 [3] (0:11.66)	0:12.51 [4] (0:12.51)
Average Speed [km/h]	47.4	61.3	59.9	59.5	61.1	61.8	61.8	58.7
Top Speed [km/h]	63.4	64.0	61.1	60.1	62.6	63.4	63.1	61.2
Avg. Dist. to Rail [m]	1.6	0.6	0.5	0.6	0.5	0.6	3.1	6.1
Avg. Stride Freq. [Hz]	2.3	2.3	2.3	2.2	2.3	2.4	2.4	2.3
Avg. Stride Length [m]	5.8	7.4	7.3	7.4	7.5	7.2	7.3	7.1



- [] Ranking at each section and finish
- .-.- No data available at this section
- NA No data available



Horse/Jockey Name	Brazen Breccia
Final Rank	6
Fastest Section Time (Section)	0:11.52 (600m)
Top Speed [km/h] (Section)	63.7 (1400m)
Race State	Finished



Mackay QLD Professional

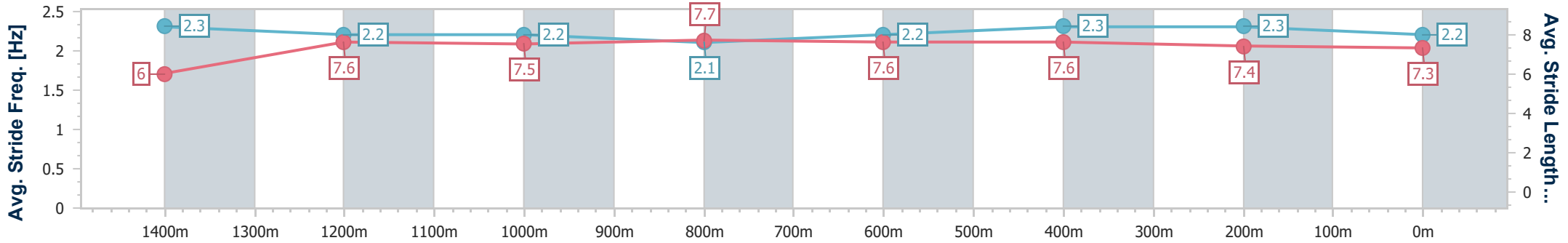
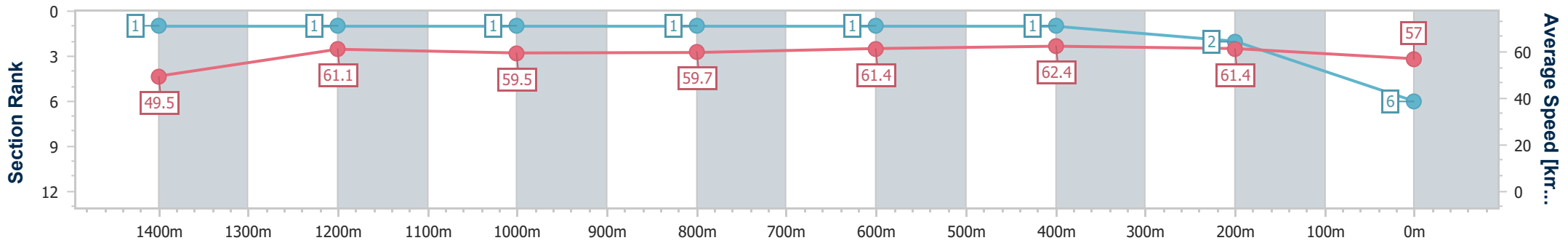
Race 5: Ladbrokes Blackbook BM65 Handicap - 1560m

17 September 2024 - 15:45



Track Rating: Good 4, Weather: Overcast, Rail Position: +3m Entire

Section	Overall	1400m	1200m	1000m	800m	600m	400m	200m
Section Times	1:35.65 [6] (0:11.70)	1:23.95 [1] (0:11.86)	1:12.09 [1] (0:12.10)	0:59.99 [1] (0:12.11)	0:47.88 [1] (0:11.75)	0:36.13 [1] (0:11.52)	0:24.61 [1] (0:11.75)	0:12.86 [2] (0:12.86)
Average Speed [km/h]	49.5	61.1	59.5	59.7	61.4	62.4	61.4	57.0
Top Speed [km/h]	63.6	63.7	60.8	60.4	62.2	63.0	62.6	59.6
Avg. Dist. to Rail [m]	3.4	1.4	1.3	0.8	0.7	0.3	1.2	2.0
Avg. Stride Freq. [Hz]	2.3	2.2	2.2	2.1	2.2	2.3	2.3	2.2
Avg. Stride Length [m]	6.0	7.6	7.5	7.7	7.6	7.6	7.4	7.3



- [] Ranking at each section and finish
- .-.-.- No data available at this section
- NA No data available



Horse/Jockey Name	Deepstrike
Final Rank	7
Fastest Section Time (Section)	0:11.55 (400m)
Top Speed [km/h] (Section)	63.3 (400m)
Race State	Finished



Mackay QLD Professional

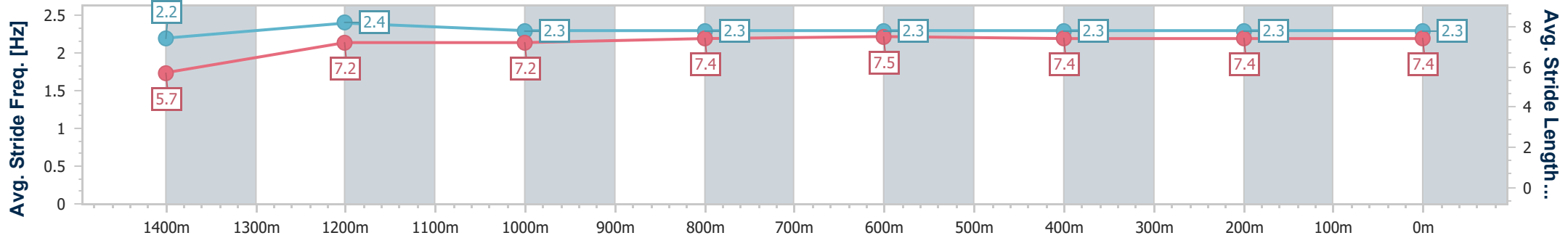
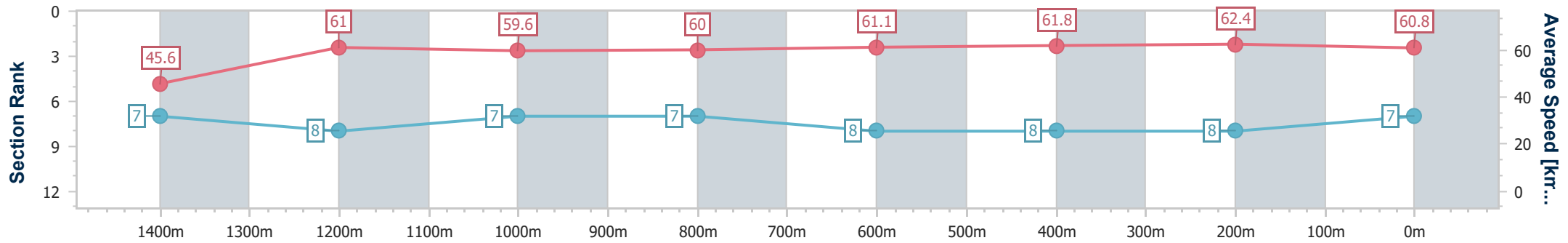
Race 5: Ladbrokes Blackbook BM65 Handicap - 1560m

17 September 2024 - 15:45

Track Rating: Good 4, Weather: Overcast, Rail Position: +3m Entire



Section	Overall	1400m	1200m	1000m	800m	600m	400m	200m
Section Times	1:35.94 [7] (0:12.64)	1:23.30 [7] (0:11.94)	1:11.36 [8] (0:12.08)	0:59.28 [7] (0:12.02)	0:47.26 [7] (0:11.86)	0:35.40 [8] (0:11.78)	0:23.62 [8] (0:11.55)	0:12.07 [8] (0:12.07)
Average Speed [km/h]	45.6	61.0	59.6	60.0	61.1	61.8	62.4	60.8
Top Speed [km/h]	62.2	62.1	60.8	61.1	61.9	63.2	63.3	62.3
Avg. Dist. to Rail [m]	5.8	1.9	1.1	0.8	1.1	1.7	1.3	0.8
Avg. Stride Freq. [Hz]	2.2	2.4	2.3	2.3	2.3	2.3	2.3	2.3
Avg. Stride Length [m]	5.7	7.2	7.2	7.4	7.5	7.4	7.4	7.4



- [] Ranking at each section and finish
- .-.- No data available at this section
- NA No data available



Horse/Jockey Name	Bromes
Final Rank	8
Fastest Section Time (Section)	0:11.51 (600m)
Top Speed [km/h] (Section)	64.6 (600m)
Race State	Finished



Mackay QLD Professional

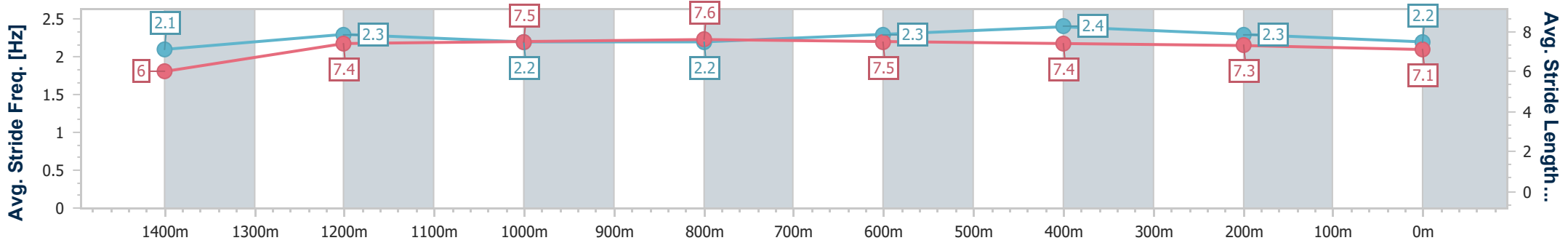
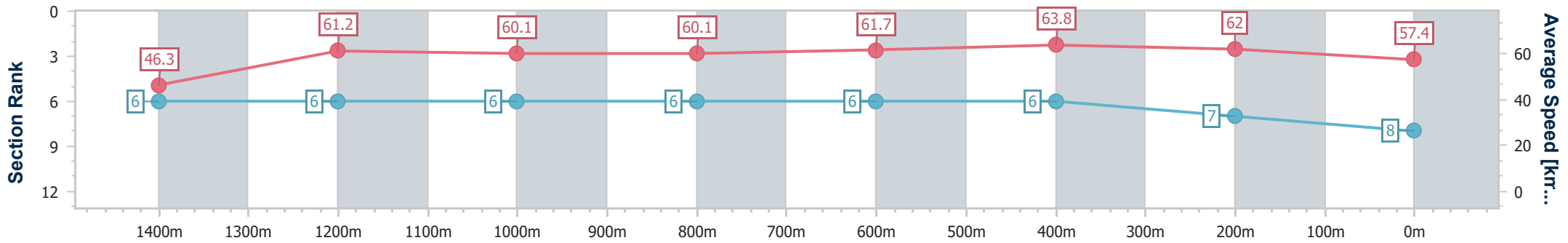
Race 5: Ladbrokes Blackbook BM65 Handicap - 1560m

17 September 2024 - 15:45

Track Rating: Good 4, Weather: Overcast, Rail Position: +3m Entire



Section	Overall	1400m	1200m	1000m	800m	600m	400m	200m
Section Times	1:36.13 [8] (0:12.46)	1:23.67 [6] (0:11.88)	1:11.79 [6] (0:12.05)	0:59.74 [6] (0:12.06)	0:47.68 [6] (0:11.70)	0:35.98 [6] (0:11.51)	0:24.47 [6] (0:11.67)	0:12.80 [7] (0:12.80)
Average Speed [km/h]	46.3	61.2	60.1	60.1	61.7	63.8	62.0	57.4
Top Speed [km/h]	62.1	62.6	61.0	61.5	64.2	64.6	63.8	60.7
Avg. Dist. to Rail [m]	4.7	2.3	2.2	1.7	1.7	2.3	4.9	6.2
Avg. Stride Freq. [Hz]	2.1	2.3	2.2	2.2	2.3	2.4	2.3	2.2
Avg. Stride Length [m]	6.0	7.4	7.5	7.6	7.5	7.4	7.3	7.1



- [] Ranking at each section and finish
- .-.- No data available at this section
- NA No data available



Mackay QLD Professional

Race 6: Ladbrokes odds Surge 0 - 55 Handicap - 1300m

17 September 2024 - 16:20



MACKAY TURF CLUB
Ooralea Racecourse

Track Rating: Good 4, Weather: Overcast, Rail Position: +3m Entire

Section													
Field Times		Overall	1200m	1000m	800m	600m	400m	Last 600m					
		1:17.35 (0:08.41)	1:08.94 (0:10.99)	0:57.95 (0:11.11)	0:46.84 (0:11.30)	0:35.54 (0:11.47)	0:24.07 (0:12.07)	0:35.54					
Rank	TAB	Horse/Jockey	Barrier	Top Speed [km/h]	Fastest Section							Distance Travelled [m]	
1	3	BLUE AS Justin Stanley	6	66.4 1200m	0:08.92 Overall	1:17.35 [1] (0:08.92)	1:08.43 [10] (0:11.16)	0:57.27 [9] (0:11.37)	0:45.90 [10] (0:11.50)	0:34.40 [9] (0:11.27)	0:23.13 [8] (0:11.41)	0:34.40	
2	10	MILKY ROCKET Ryan Wiggins	2	66.8 1200m	0:08.58 Overall	1:17.46 [2] (0:08.58)	1:08.88 [5] (0:11.04)	0:57.84 [3] (0:11.08)	0:46.76 [4] (0:11.42)	0:35.34 [5] (0:11.73)	0:23.61 [5] (0:11.64)	0:35.34	-6
3	12	BOLD ZIP Jackson Murphy	8	65.6 400m	0:09.08 Overall	1:17.50 [3] (0:09.08)	1:08.42 [11] (0:11.33)	0:57.09 [11] (0:11.24)	0:45.85 [11] (0:11.36)	0:34.49 [11] (0:11.47)	0:23.02 [10] (0:11.34)	0:34.49	-6
4	1	SENSATIONABULL Chelsea Jokic	4	66.5 1200m	0:08.41 Overall	1:17.92 [4] (0:08.41)	1:09.51 [1] (0:11.23)	0:58.28 [4] (0:11.08)	0:47.20 [5] (0:11.36)	0:35.84 [4] (0:11.72)	0:24.12 [4] (0:11.77)	0:35.84	-4
5	5	YOUNG HENRY Scott Sheargold	11	65.9 1200m	0:08.73 Overall	1:17.98 [5] (0:08.73)	1:09.25 [8] (0:11.06)	0:58.19 [6] (0:11.32)	0:46.87 [7] (0:11.44)	0:35.43 [6] (0:11.58)	0:23.85 [6] (0:11.78)	0:35.43	-5
6	4	SEISME Justin Huxtable	12	67.4 1000m	0:08.56 Overall	1:18.09 [6] (0:08.56)	1:09.53 [3] (0:10.93)	0:58.60 [2] (0:11.02)	0:47.58 [1] (0:11.31)	0:36.27 [2] (0:11.46)	0:24.81 [1] (0:12.07)	0:36.27	-6
7	6	MICROWAVE JENNY Nathan Thomas	1	66.1 1200m	0:08.56 Overall	1:18.09 [7] (0:08.56)	1:09.53 [3] (0:11.25)	0:58.28 [7] (0:11.25)	0:47.03 [6] (0:11.52)	0:35.51 [7] (0:11.64)	0:23.87 [7] (0:11.63)	0:35.51	-8
8	2	ACOUSTIX Leah Martyn	13	68.3 1000m	0:08.67 Overall	1:18.24 [8] (0:08.67)	1:09.57 [6] (0:10.98)	0:58.59 [5] (0:10.94)	0:47.65 [3] (0:11.22)	0:36.43 [1] (0:11.73)	0:24.70 [2] (0:12.00)	0:36.43	-4
9	9	ANOTHER DIMENSION Michael Murphy	5	65.5 1200m	0:08.72 Overall	1:18.28 [9] (0:08.72)	1:09.56 [7] (0:11.22)	0:58.34 [8] (0:11.38)	0:46.96 [8] (0:11.51)	0:35.45 [8] (0:11.50)	0:23.95 [9] (0:11.85)	0:35.45	-5
10	11	LANOVA Sean Cormack	3	65.7 1200m	0:08.79 Overall	1:18.52 [10] (0:08.79)	1:09.73 [9] (0:11.36)	0:58.37 [10] (0:11.28)	0:47.09 [9] (0:11.52)	0:35.57 [10] (0:11.53)	0:24.04 [11] (0:11.66)	0:35.57	-7

Scratched: Chucka Dummy (#8), Miss Teak (#13)

[] Ranking at each section and finish
 -:-:- No data available at this section
 NA No data available

SCN Saddle cloth number
 DNF Did not finish
 DNT Did not track



Mackay QLD Professional

Race 6: Ladbrokes odds Surge 0 - 55 Handicap - 1300m

17 September 2024 - 16:20



MACKAY TURF CLUB

Ooralea Racecourse

Track Rating: Good 4, Weather: Overcast, Rail Position: +3m Entire

Section	Overall	1200m	1000m	800m	600m	400m	Last 600m
Field Times	1:17.35 (0:08.41)	1:08.94 (0:10.99)	0:57.95 (0:11.11)	0:46.84 (0:11.30)	0:35.54 (0:11.47)	0:24.07 (0:12.07)	0:35.54

Rank	TAB	Horse/Jockey	Barrier	Top Speed [km/h]	Fastest Section	Overall	1200m	1000m	800m	600m	400m	Last 600m	Distance Travelled [m]
11	7	POWER SISTER	10	67.8	0:08.46	1:19.18 [11]	1:10.72 [2]	0:59.78 [1]	0:48.64 [2]	0:37.17 [3]	0:25.43 [3]	0:37.17	-6
		Nikki Olzard		1200m	Overall	(0:08.46)	(0:10.94)	(0:11.14)	(0:11.47)	(0:11.74)	(0:12.22)		

Scratched: Chucka Dummy (#8), Miss Teak (#13)



Mackay QLD Professional

Race 6: Ladbrokes odds Surge 0 - 55 Handicap - 1300m

17 September 2024 - 16:20



MACKAY TURF CLUB
Ooralea Racecourse

Track Rating: Good 4, Weather: Overcast, Rail Position: +3m Entire

Section				200m				Last 600m	
Field Times				0:12.00 (0:12.00)				0:35.54	
Rank	TAB	Horse/Jockey	Barrier	Top Speed [km/h]	Fastest Section	Margin			Distance Travelled [m]
1	3	BLUE AS Justin Stanley	6	66.4 1200m	0:08.92 Overall	0:11.72 [5] (0:11.72)	1:17.35		0:34.40
2	10	MILKY ROCKET Ryan Wiggins	2	66.8 1200m	0:08.58 Overall	0:11.97 [2] (0:11.97)	0.67L		0:35.34 -6
3	12	BOLD ZIP Jackson Murphy	8	65.6 400m	0:09.08 Overall	0:11.68 [6] (0:11.68)	0.91L		0:34.49 -6
4	1	SENSATIONABULL Chelsea Jokic	4	66.5 1200m	0:08.41 Overall	0:12.35 [4] (0:12.35)	3.38L		0:35.84 -4
5	5	YOUNG HENRY Scott Sheargold	11	65.9 1200m	0:08.73 Overall	0:12.07 [8] (0:12.07)	3.73L		0:35.43 -5
6	4	SEISME Justin Huxtable	12	67.4 1000m	0:08.56 Overall	0:12.74 [1] (0:12.74)	4.34L		0:36.27 -6
7	6	MICROWAVE JENNY Nathan Thomas	1	66.1 1200m	0:08.56 Overall	0:12.24 [7] (0:12.24)	4.36L		0:35.51 -8
8	2	ACOUSTIX Leah Martyn	13	68.3 1000m	0:08.67 Overall	0:12.70 [3] (0:12.70)	5.26L		0:36.43 -4
9	9	ANOTHER DIMENSION Michael Murphy	5	65.5 1200m	0:08.72 Overall	0:12.10 [11] (0:12.10)	5.51L		0:35.45 -5
10	11	LANOVA Sean Cormack	3	65.7 1200m	0:08.79 Overall	0:12.38 [10] (0:12.38)	6.87L		0:35.57 -7

Scratched: Chucka Dummy (#8), Miss Teak (#13)

[] Ranking at each section and finish
 -:-:- No data available at this section
 NA No data available

SCN Saddle cloth number
 DNF Did not finish
 DNT Did not track



Mackay QLD Professional
Race 6: Ladbrokes odds Surge 0 - 55 Handicap - 1300m
17 September 2024 - 16:20



MACKAY TURF CLUB
 Ooralea Racecourse

Track Rating: Good 4, Weather: Overcast, Rail Position: +3m Entire

Section				200m				Last 600m		
Field Times				0:12.00 (0:12.00)				0:35.54		
Rank	TAB	Horse/Jockey	Barrier	Top Speed [km/h]	Fastest Section	Margin			Distance Travelled [m]	
11	7	POWER SISTER	10	67.8	0:08.46	0:13.21 [9]	10.78L		0:37.17	-6
		Nikki Olzard		1200m	Overall	(0:13.21)				

Scratched: Chucka Dummy (#8), Miss Teak (#13)

[] Ranking at each section and finish
 -:-:- No data available at this section
 NA No data available

SCN Saddle cloth number
 DNF Did not finish
 DNT Did not track



Horse/Jockey Name	Blue As
Final Rank	1
Fastest Section Time (Section)	0:08.92 (Overall)
Top Speed [km/h] (Section)	66.4 (1200m)
Race State	Finished



Mackay QLD Professional

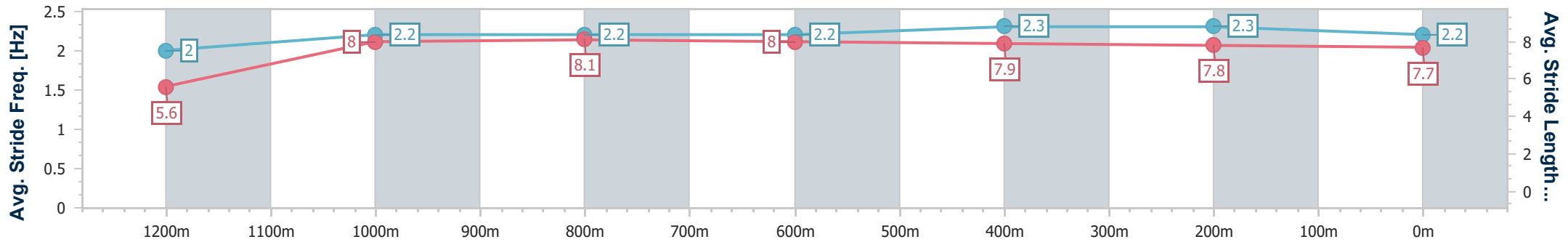
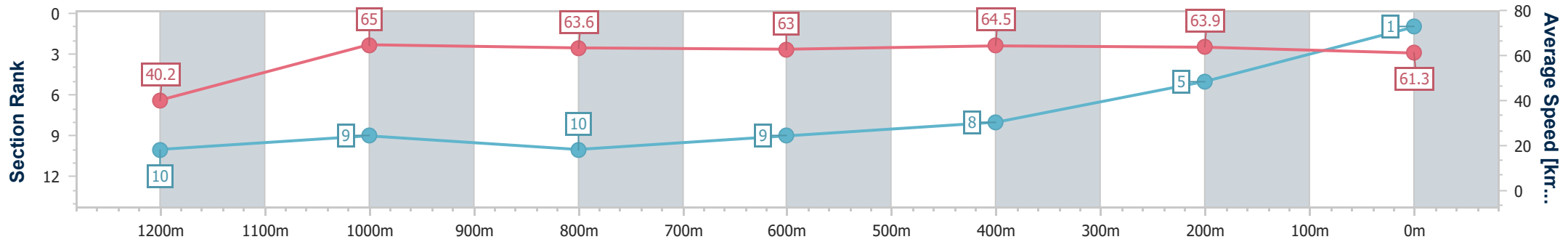
Race 6: Ladbrokes odds Surge 0 - 55 Handicap - 1300m

17 September 2024 - 16:20

Track Rating: Good 4, Weather: Overcast, Rail Position: +3m Entire



Section	Overall	1200m	1000m	800m	600m	400m	200m
Section Times	1:17.35 [1] (0:08.92)	1:08.43 [10] (0:11.16)	0:57.27 [9] (0:11.37)	0:45.90 [10] (0:11.50)	0:34.40 [9] (0:11.27)	0:23.13 [8] (0:11.41)	0:11.72 [5]
Average Speed [km/h]	40.2	65.0	63.6	63.0	64.5	63.9	61.3
Top Speed [km/h]	62.0	66.4	64.6	64.2	65.6	64.3	63.9
Avg. Dist. to Rail [m]	7.6	2.6	2.1	1.7	1.7	4.3	4.4
Avg. Stride Freq. [Hz]	2.0	2.2	2.2	2.2	2.3	2.3	2.2
Avg. Stride Length [m]	5.6	8.0	8.1	8.0	7.9	7.8	7.7



- [] Ranking at each section and finish
- .-.- No data available at this section
- NA No data available



Horse/Jockey Name	Milky Rocket
Final Rank	2
Fastest Section Time (Section)	0:08.58 (Overall)
Top Speed [km/h] (Section)	66.8 (1200m)
Race State	Finished



Mackay QLD Professional

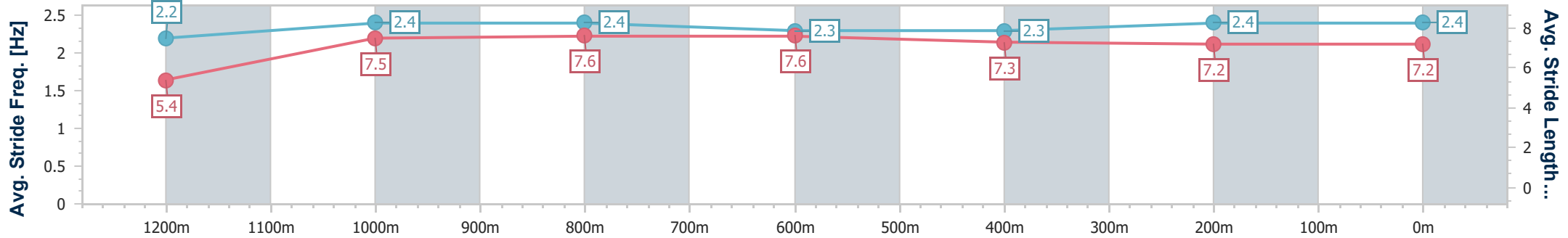
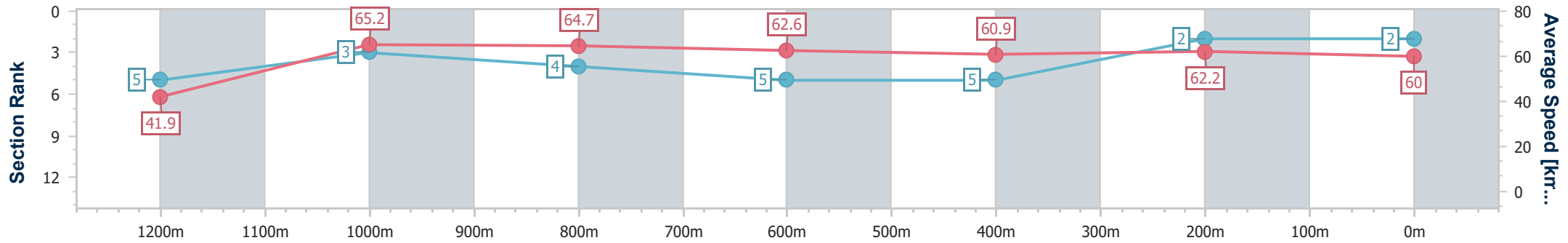
Race 6: Ladbrokes odds Surge 0 - 55 Handicap - 1300m

17 September 2024 - 16:20

Track Rating: Good 4, Weather: Overcast, Rail Position: +3m Entire



Section	Overall	1200m	1000m	800m	600m	400m	200m
Section Times	1:17.46 [2] (0:08.58)	1:08.88 [5] (0:11.04)	0:57.84 [3] (0:11.08)	0:46.76 [4] (0:11.42)	0:35.34 [5] (0:11.73)	0:23.61 [5] (0:11.64)	0:11.97 [2] (0:11.97)
Average Speed [km/h]	41.9	65.2	64.7	62.6	60.9	62.2	60.0
Top Speed [km/h]	63.3	66.8	65.1	63.8	62.9	63.7	62.0
Avg. Dist. to Rail [m]	5.4	0.9	1.1	1.7	1.2	3.6	4.3
Avg. Stride Freq. [Hz]	2.2	2.4	2.4	2.3	2.3	2.4	2.4
Avg. Stride Length [m]	5.4	7.5	7.6	7.6	7.3	7.2	7.2



- [] Ranking at each section and finish
- .-.- No data available at this section
- NA No data available



Horse/Jockey Name	Bold Zip
Final Rank	3
Fastest Section Time (Section)	0:09.08 (Overall)
Top Speed [km/h] (Section)	65.6 (400m)
Race State	Finished



Mackay QLD Professional

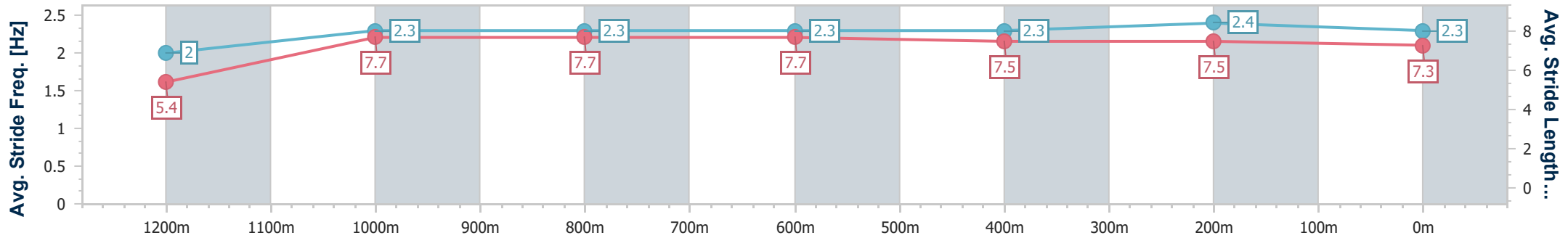
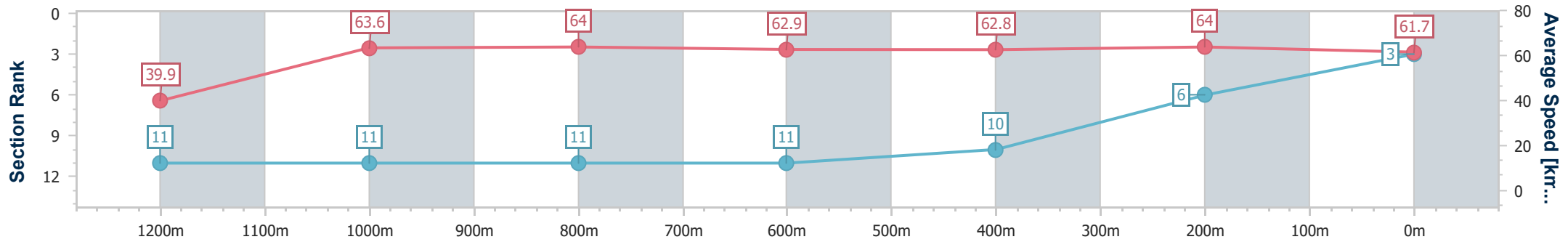
Race 6: Ladbrokes odds Surge 0 - 55 Handicap - 1300m

17 September 2024 - 16:20

Track Rating: Good 4, Weather: Overcast, Rail Position: +3m Entire



Section	Overall	1200m	1000m	800m	600m	400m	200m
Section Times	1:17.50 [3] (0:09.08)	1:08.42 [11] (0:11.33)	0:57.09 [11] (0:11.24)	0:45.85 [11] (0:11.36)	0:34.49 [11] (0:11.47)	0:23.02 [10] (0:11.34)	0:11.68 [6]
Average Speed [km/h]	39.9	63.6	64.0	62.9	62.8	64.0	61.7
Top Speed [km/h]	61.9	64.9	64.7	64.2	64.6	65.6	64.4
Avg. Dist. to Rail [m]	6.7	0.6	0.4	1.3	1.2	5.4	7.1
Avg. Stride Freq. [Hz]	2.0	2.3	2.3	2.3	2.3	2.4	2.3
Avg. Stride Length [m]	5.4	7.7	7.7	7.7	7.5	7.5	7.3



- [] Ranking at each section and finish
- .-.- No data available at this section
- NA No data available



Horse/Jockey Name	Sensationabull
Final Rank	4
Fastest Section Time (Section)	0:08.41 (Overall)
Top Speed [km/h] (Section)	66.5 (1200m)
Race State	Finished



Mackay QLD Professional

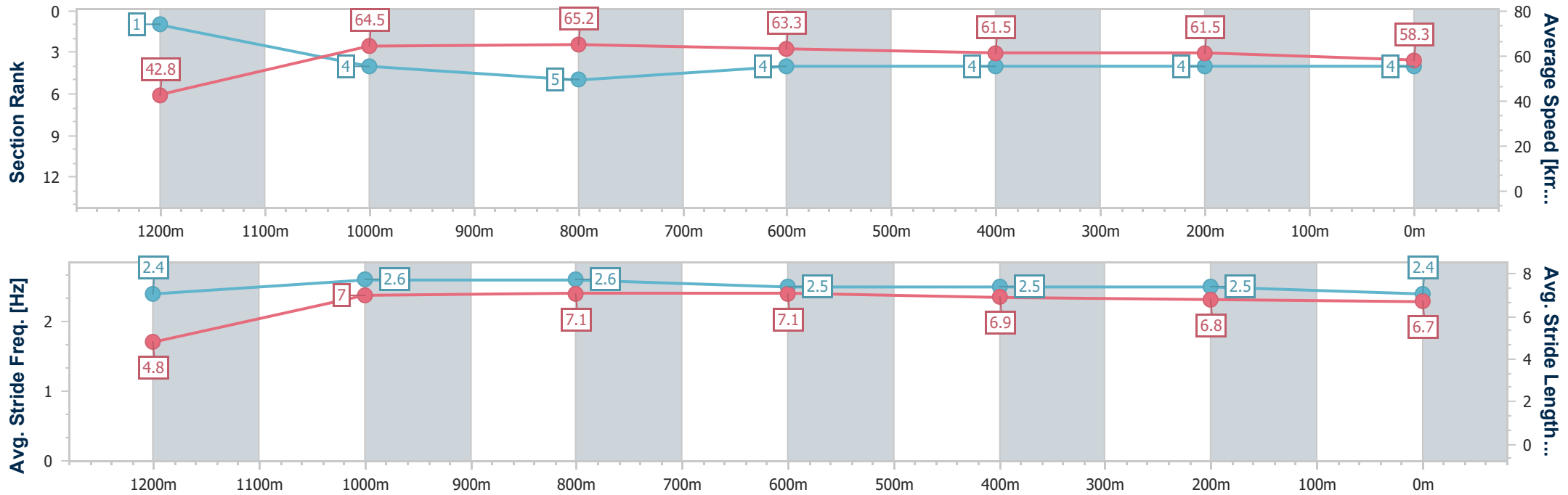
Race 6: Ladbrokes odds Surge 0 - 55 Handicap - 1300m

17 September 2024 - 16:20

Track Rating: Good 4, Weather: Overcast, Rail Position: +3m Entire



Section	Overall	1200m	1000m	800m	600m	400m	200m
Section Times	1:17.92 [4] (0:08.41)	1:09.51 [1] (0:11.23)	0:58.28 [4] (0:11.08)	0:47.20 [5] (0:11.36)	0:35.84 [4] (0:11.72)	0:24.12 [4] (0:11.77)	0:12.35 [4] (0:12.35)
Average Speed [km/h]	42.8	64.5	65.2	63.3	61.5	61.5	58.3
Top Speed [km/h]	63.5	66.5	66.5	64.4	62.5	62.4	61.3
Avg. Dist. to Rail [m]	6.7	2.4	1.0	0.4	0.9	3.2	3.8
Avg. Stride Freq. [Hz]	2.4	2.6	2.6	2.5	2.5	2.5	2.4
Avg. Stride Length [m]	4.8	7.0	7.1	7.1	6.9	6.8	6.7



- [] Ranking at each section and finish
- .-.- No data available at this section
- NA No data available



Horse/Jockey Name	Young Henry
Final Rank	5
Fastest Section Time (Section)	0:08.73 (Overall)
Top Speed [km/h] (Section)	65.9 (1200m)
Race State	Finished



Mackay QLD Professional

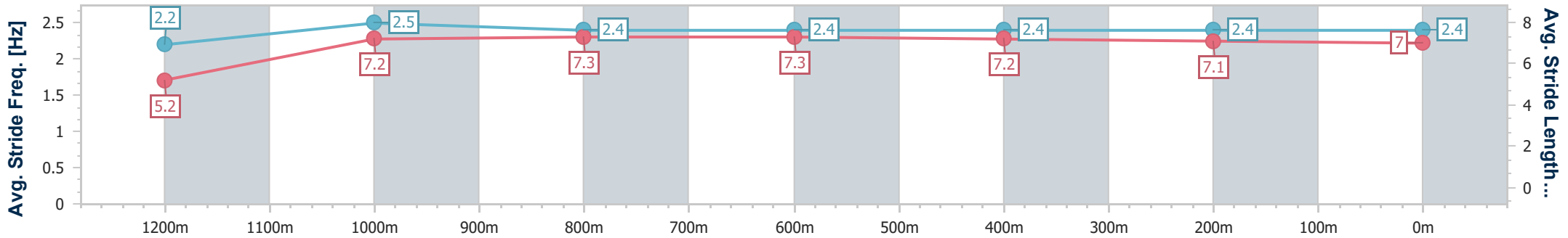
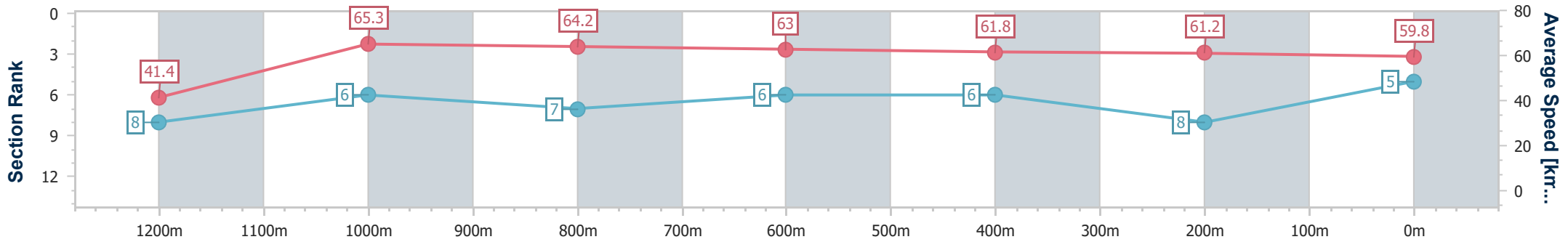
Race 6: Ladbrokes odds Surge 0 - 55 Handicap - 1300m

17 September 2024 - 16:20

Track Rating: Good 4, Weather: Overcast, Rail Position: +3m Entire



Section	Overall	1200m	1000m	800m	600m	400m	200m
Section Times	1:17.98 [5] (0:08.73)	1:09.25 [8] (0:11.06)	0:58.19 [6] (0:11.32)	0:46.87 [7] (0:11.44)	0:35.43 [6] (0:11.58)	0:23.85 [6] (0:11.78)	0:12.07 [8]
Average Speed [km/h]	41.4	65.3	64.2	63.0	61.8	61.2	59.8
Top Speed [km/h]	64.1	65.9	65.0	64.8	63.0	63.0	63.0
Avg. Dist. to Rail [m]	9.7	3.1	2.2	1.2	0.9	2.7	4.3
Avg. Stride Freq. [Hz]	2.2	2.5	2.4	2.4	2.4	2.4	2.4
Avg. Stride Length [m]	5.2	7.2	7.3	7.3	7.2	7.1	7.0



- [] Ranking at each section and finish
- .-.- No data available at this section
- NA No data available



Horse/Jockey Name	Seisme
Final Rank	6
Fastest Section Time (Section)	0:08.56 (Overall)
Top Speed [km/h] (Section)	67.4 (1000m)
Race State	Finished



Mackay QLD Professional

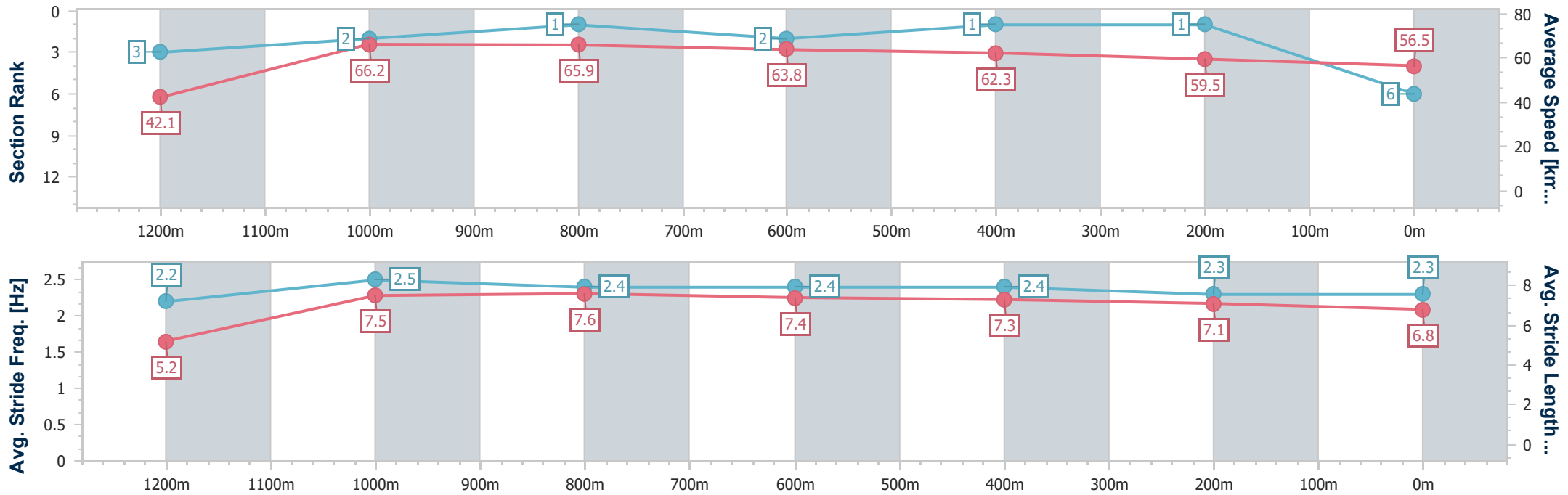
Race 6: Ladbrokes odds Surge 0 - 55 Handicap - 1300m

17 September 2024 - 16:20

Track Rating: Good 4, Weather: Overcast, Rail Position: +3m Entire



Section	Overall	1200m	1000m	800m	600m	400m	200m
Section Times	1:18.09 [6] (0:08.56)	1:09.53 [3] (0:10.93)	0:58.60 [2] (0:11.02)	0:47.58 [1] (0:11.31)	0:36.27 [2] (0:11.46)	0:24.81 [1] (0:12.07)	0:12.74 [1] (0:12.74)
Average Speed [km/h]	42.1	66.2	65.9	63.8	62.3	59.5	56.5
Top Speed [km/h]	65.1	67.3	67.4	65.2	63.8	61.1	59.1
Avg. Dist. to Rail [m]	10.9	4.5	1.5	1.1	0.9	0.5	0.8
Avg. Stride Freq. [Hz]	2.2	2.5	2.4	2.4	2.4	2.3	2.3
Avg. Stride Length [m]	5.2	7.5	7.6	7.4	7.3	7.1	6.8



- [] Ranking at each section and finish
- .-.- No data available at this section
- NA No data available



Horse/Jockey Name	Microwave Jenny
Final Rank	7
Fastest Section Time (Section)	0:08.56 (Overall)
Top Speed [km/h] (Section)	66.1 (1200m)
Race State	Finished



Mackay QLD Professional

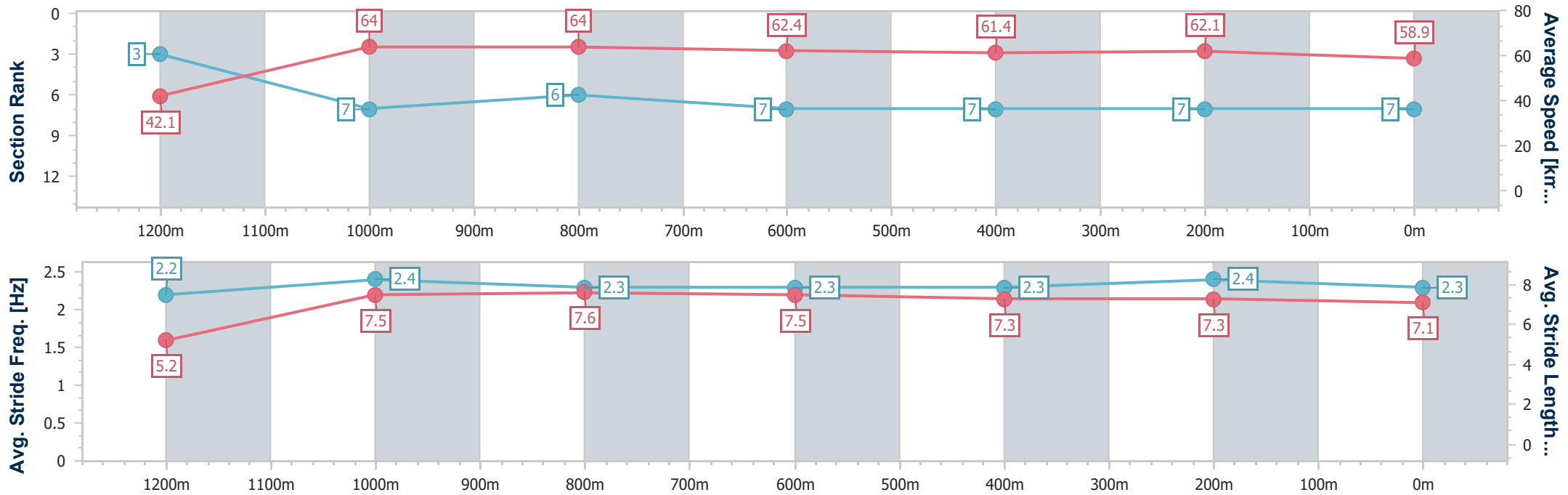
Race 6: Ladbrokes odds Surge 0 - 55 Handicap - 1300m

17 September 2024 - 16:20

Track Rating: Good 4, Weather: Overcast, Rail Position: +3m Entire



Section	Overall	1200m	1000m	800m	600m	400m	200m
Section Times	1:18.09 [7] (0:08.56)	1:09.53 [3] (0:11.25)	0:58.28 [7] (0:11.25)	0:47.03 [6] (0:11.52)	0:35.51 [7] (0:11.64)	0:23.87 [7] (0:11.63)	0:12.24 [7] (0:12.24)
Average Speed [km/h]	42.1	64.0	64.0	62.4	61.4	62.1	58.9
Top Speed [km/h]	60.5	66.1	65.3	63.9	62.0	63.0	62.6
Avg. Dist. to Rail [m]	3.2	0.8	0.3	0.8	0.7	1.5	1.0
Avg. Stride Freq. [Hz]	2.2	2.4	2.3	2.3	2.3	2.4	2.3
Avg. Stride Length [m]	5.2	7.5	7.6	7.5	7.3	7.3	7.1



- [] Ranking at each section and finish
- .-.- No data available at this section
- NA No data available



Horse/Jockey Name	Acoustix
Final Rank	8
Fastest Section Time (Section)	0:08.67 (Overall)
Top Speed [km/h] (Section)	68.3 (1000m)
Race State	Finished



Mackay QLD Professional

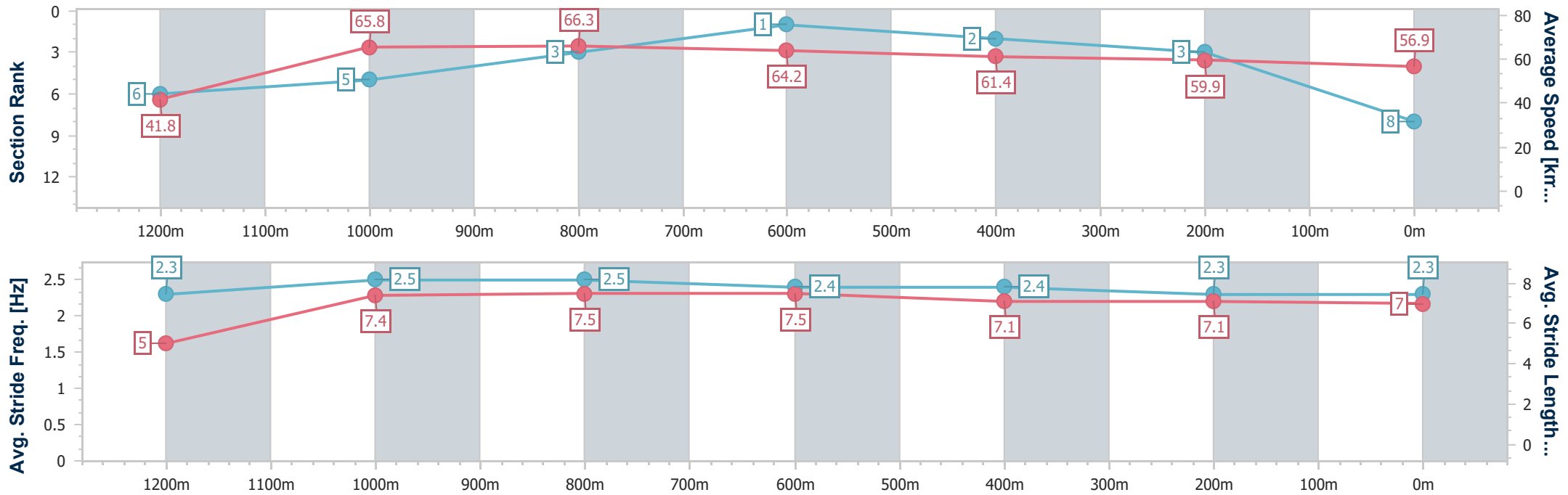
Race 6: Ladbrokes odds Surge 0 - 55 Handicap - 1300m

17 September 2024 - 16:20

Track Rating: Good 4, Weather: Overcast, Rail Position: +3m Entire



Section	Overall	1200m	1000m	800m	600m	400m	200m
Section Times	1:18.24 [8] (0:08.67)	1:09.57 [6] (0:10.98)	0:58.59 [5] (0:10.94)	0:47.65 [3] (0:11.22)	0:36.43 [1] (0:11.73)	0:24.70 [2] (0:12.00)	0:12.70 [3]
Average Speed [km/h]	41.8	65.8	66.3	64.2	61.4	59.9	56.9
Top Speed [km/h]	63.7	67.8	68.3	66.5	63.1	61.2	59.1
Avg. Dist. to Rail [m]	12.2	4.6	2.0	0.8	0.7	1.3	2.4
Avg. Stride Freq. [Hz]	2.3	2.5	2.5	2.4	2.4	2.3	2.3
Avg. Stride Length [m]	5.0	7.4	7.5	7.5	7.1	7.1	7.0



- [] Ranking at each section and finish
- .-.- No data available at this section
- NA No data available



Horse/Jockey Name	Another Dimension
Final Rank	9
Fastest Section Time (Section)	0:08.72 (Overall)
Top Speed [km/h] (Section)	65.5 (1200m)
Race State	Finished



Mackay QLD Professional

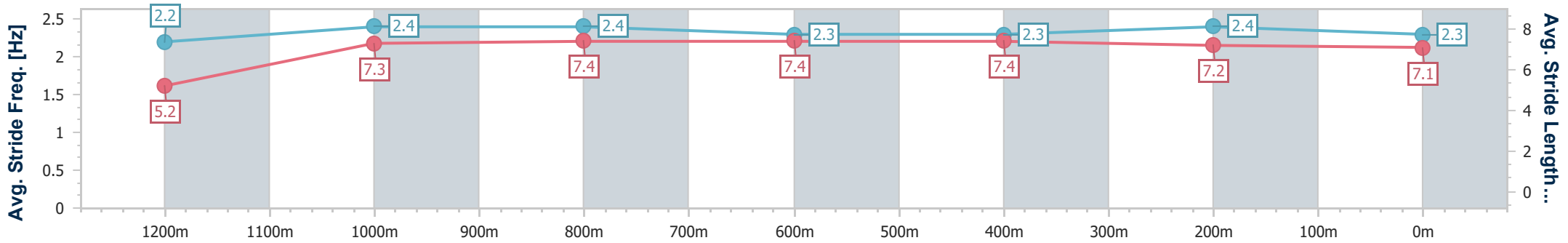
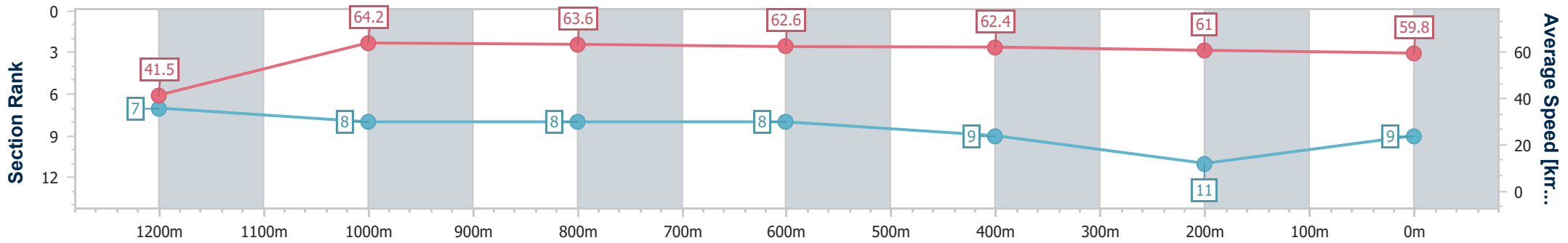
Race 6: Ladbrokes odds Surge 0 - 55 Handicap - 1300m

17 September 2024 - 16:20

Track Rating: Good 4, Weather: Overcast, Rail Position: +3m Entire



Section	Overall	1200m	1000m	800m	600m	400m	200m
Section Times	1:18.28 [9] (0:08.72)	1:09.56 [7] (0:11.22)	0:58.34 [8] (0:11.38)	0:46.96 [8] (0:11.51)	0:35.45 [8] (0:11.50)	0:23.95 [9] (0:11.85)	0:12.10 [11] (0:12.10)
Average Speed [km/h]	41.5	64.2	63.6	62.6	62.4	61.0	59.8
Top Speed [km/h]	62.2	65.5	65.1	63.8	63.4	61.9	62.6
Avg. Dist. to Rail [m]	6.4	1.8	0.9	0.9	0.7	2.7	4.1
Avg. Stride Freq. [Hz]	2.2	2.4	2.4	2.3	2.3	2.4	2.3
Avg. Stride Length [m]	5.2	7.3	7.4	7.4	7.4	7.2	7.1



- [] Ranking at each section and finish
- .-.- No data available at this section
- NA No data available



Horse/Jockey Name	Lanova
Final Rank	10
Fastest Section Time (Section)	0:08.79 (Overall)
Top Speed [km/h] (Section)	65.7 (1200m)
Race State	Finished



Mackay QLD Professional

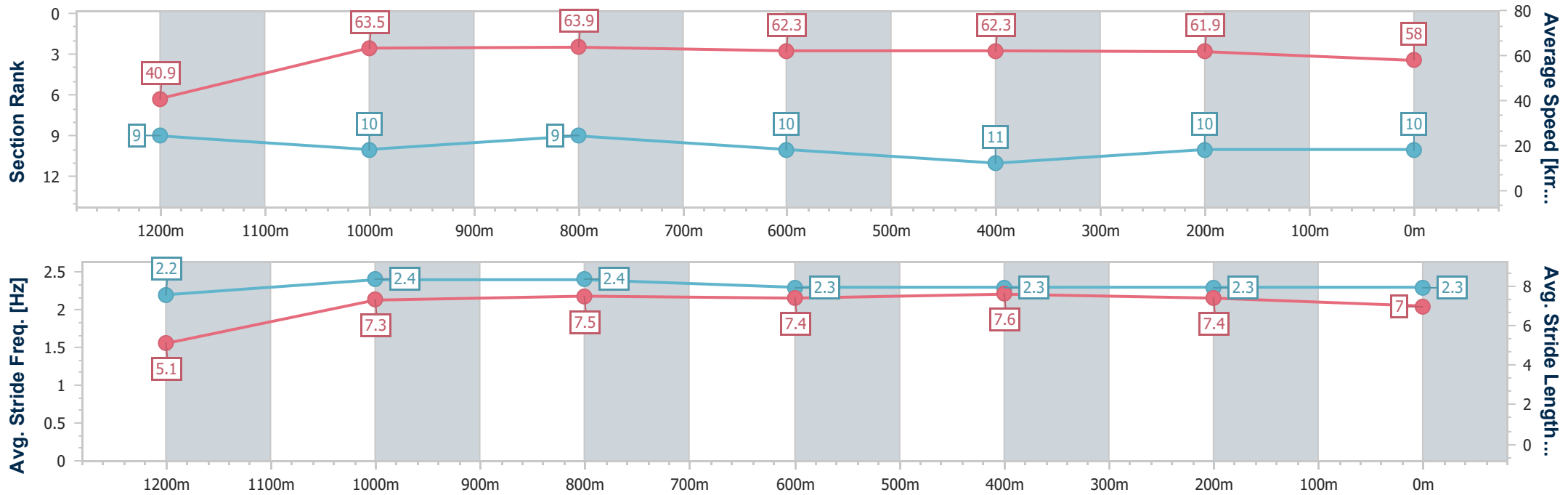
Race 6: Ladbrokes odds Surge 0 - 55 Handicap - 1300m

17 September 2024 - 16:20

Track Rating: Good 4, Weather: Overcast, Rail Position: +3m Entire



Section	Overall	1200m	1000m	800m	600m	400m	200m
Section Times	1:18.52 [10] (0:08.79)	1:09.73 [9] (0:11.36)	0:58.37 [10] (0:11.28)	0:47.09 [9] (0:11.52)	0:35.57 [10] (0:11.53)	0:24.04 [11] (0:11.66)	0:12.38 [10] (0:12.38)
Average Speed [km/h]	40.9	63.5	63.9	62.3	62.3	61.9	58.0
Top Speed [km/h]	59.9	65.7	65.5	64.0	63.6	63.2	61.7
Avg. Dist. to Rail [m]	5.4	1.4	0.7	0.4	0.8	2.1	1.9
Avg. Stride Freq. [Hz]	2.2	2.4	2.4	2.3	2.3	2.3	2.3
Avg. Stride Length [m]	5.1	7.3	7.5	7.4	7.6	7.4	7.0



- [] Ranking at each section and finish
- .-.- No data available at this section
- NA No data available



Horse/Jockey Name	Power Sister
Final Rank	11
Fastest Section Time (Section)	0:08.46 (Overall)
Top Speed [km/h] (Section)	67.8 (1200m)
Race State	Finished



Mackay QLD Professional

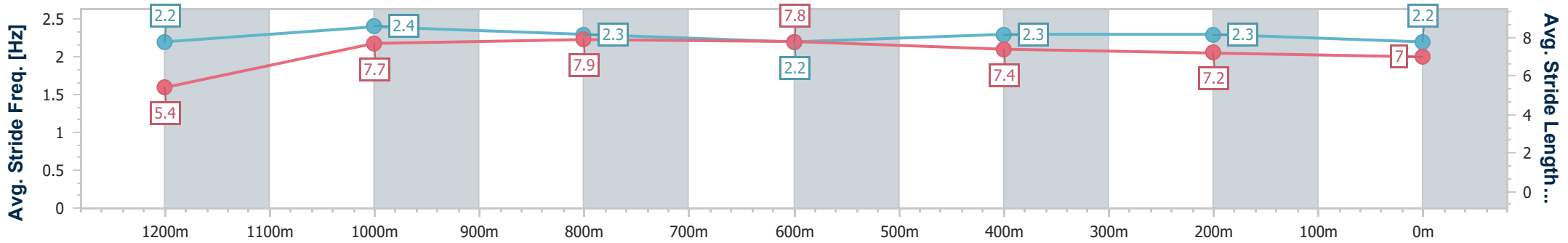
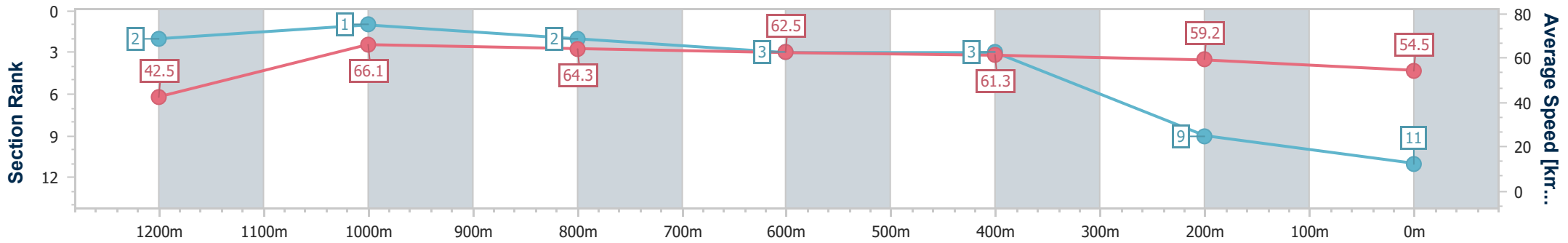
Race 6: Ladbrokes odds Surge 0 - 55 Handicap - 1300m

17 September 2024 - 16:20

Track Rating: Good 4, Weather: Overcast, Rail Position: +3m Entire



Section	Overall	1200m	1000m	800m	600m	400m	200m
Section Times	1:19.18 [11] (0:08.46)	1:10.72 [2] (0:10.94)	0:59.78 [1] (0:11.14)	0:48.64 [2] (0:11.47)	0:37.17 [3] (0:11.74)	0:25.43 [3] (0:12.22)	0:13.21 [9] (0:13.21)
Average Speed [km/h]	42.5	66.1	64.3	62.5	61.3	59.2	54.5
Top Speed [km/h]	64.2	67.8	65.4	63.7	61.8	60.9	57.0
Avg. Dist. to Rail [m]	8.6	2.1	0.6	0.7	0.7	1.5	1.5
Avg. Stride Freq. [Hz]	2.2	2.4	2.3	2.2	2.3	2.3	2.2
Avg. Stride Length [m]	5.4	7.7	7.9	7.8	7.4	7.2	7.0



- [] Ranking at each section and finish
- .-.- No data available at this section
- NA No data available



Mackay QLD Professional

Race 7: Book for Classic Raceday Sat 28th September Class 3 Plate - 1200m

17 September 2024 - 16:57



MACKAY TURF CLUB
Ooralea Racecourse

Track Rating: Good 4, Weather: Overcast, Rail Position: +3m Entire

Section		Overall	1000m	800m	600m	400m	200m	Last 600m					
Field Times		1:10.30 (0:13.67)	0:56.63 (0:10.50)	0:46.13 (0:10.95)	0:35.18 (0:11.79)	0:23.39 (0:11.48)	0:11.91 (0:11.91)	0:35.18					
Rank	TAB Horse/Jockey	Barrier	Top Speed [km/h]	Fastest Section	Margin						Distance Travelled [m]		
1	4 KATHY'S BEAU Justin Stanley	3	68.4 Overall	0:10.74 1000m	1:10.30 [1] (0:13.81)	0:56.49 [2] (0:10.74)	0:45.75 [2] (0:11.06)	0:34.69 [2] (0:11.44)	0:23.25 [2] (0:11.48)	0:11.77 [2] (0:11.77)	1:10.30	0:34.69	
2	9 HUMOUR ME Sean Cormack	11	70.7 1000m	0:10.50 1000m	1:10.36 [2] (0:13.67)	0:56.69 [1] (0:10.50)	0:46.19 [1] (0:10.95)	0:35.24 [1] (0:11.79)	0:23.45 [1] (0:11.48)	0:11.97 [1] (0:11.97)	0.37L	0:35.24	+6
3	10 EUROMANTIC Nathan Thomas	9	67.8 1000m	0:10.86 1000m	1:10.68 [3] (0:14.15)	0:56.53 [6] (0:10.86)	0:45.67 [6] (0:11.21)	0:34.46 [6] (0:11.60)	0:22.86 [6] (0:11.14)	0:11.72 [5] (0:11.72)	2.22L	0:34.46	+4
4	1 BUSH DIAMOND Justin Huxtable	5	67.6 1000m	0:10.81 1000m	1:10.75 [4] (0:13.86)	0:56.89 [3] (0:10.81)	0:46.08 [3] (0:11.23)	0:34.85 [3] (0:11.45)	0:23.40 [3] (0:11.39)	0:12.01 [3] (0:12.01)	2.65L	0:34.85	+2
5	3 SENNAPROST Ryan Wiggins	4	67.9 1000m	0:10.88 1000m	1:11.09 [5] (0:14.05)	0:57.04 [5] (0:10.88)	0:46.16 [5] (0:11.15)	0:35.01 [5] (0:11.47)	0:23.54 [5] (0:11.39)	0:12.15 [4] (0:12.15)	4.65L	0:35.01	+5
6	6 STEP THIS WAY Jackson Murphy	1	67.5 1000m	0:10.80 1000m	1:11.61 [6] (0:14.49)	0:57.12 [8] (0:10.80)	0:46.32 [7] (0:11.09)	0:35.23 [7] (0:11.48)	0:23.75 [7] (0:11.54)	0:12.21 [7] (0:12.21)	7.68L	0:35.23	+0
7	2 PRIVATE CHEETAH Ashley Butler	10	67.3 1000m	0:10.91 1000m	1:11.80 [7] (0:14.39)	0:57.41 [7] (0:10.91)	0:46.50 [8] (0:11.15)	0:35.35 [8] (0:11.55)	0:23.80 [8] (0:11.45)	0:12.35 [8] (0:12.35)	8.83L	0:35.35	+1
8	11 OUTBACK STEP Nikki Olzard	2	67.8 Overall	0:10.94 1000m	1:11.86 [8] (0:13.91)	0:57.95 [4] (0:10.94)	0:47.01 [4] (0:11.16)	0:35.85 [4] (0:11.52)	0:24.33 [4] (0:11.71)	0:12.62 [6] (0:12.62)	9.17L	0:35.85	+1

Scratched: Perfect Quality (#5), Chucka Dummy (#7), Aolani (#8)

[] Ranking at each section and finish
 -:-:- No data available at this section
 NA No data available

SCN Saddle cloth number
 DNF Did not finish
 DNT Did not track



Horse/Jockey Name	Kathy's Beau
Final Rank	1
Fastest Section Time (Section)	0:10.74 (1000m)
Top Speed [km/h] (Section)	68.4 (Overall)
Race State	Finished



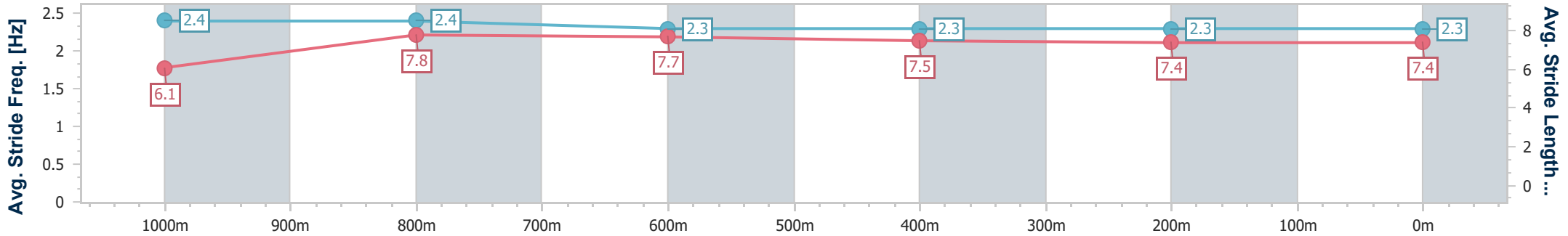
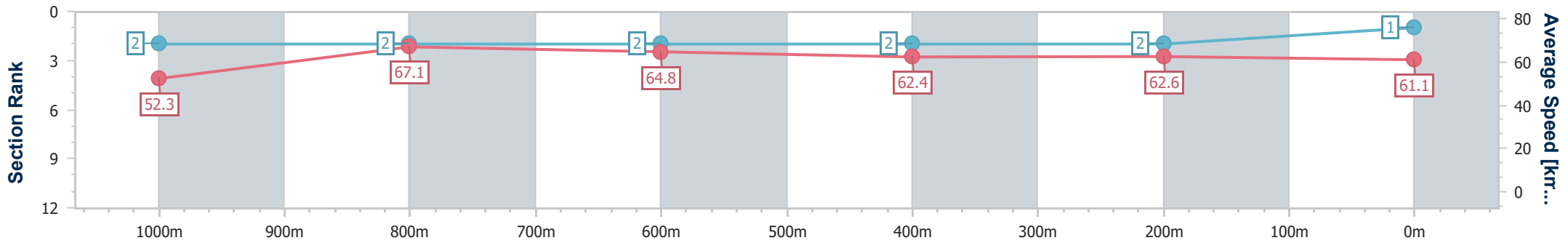
Mackay QLD Professional
 Race 7: Book for Classic Raceday Sat 28th September Class 3
 Plate - 1200m



17 September 2024 - 16:57

Track Rating: Good 4, Weather: Overcast, Rail Position: +3m Entire

Section	Overall	1000m	800m	600m	400m	200m
Section Times	1:10.30 [1] (0:13.81)	0:56.49 [2] (0:10.74)	0:45.75 [2] (0:11.06)	0:34.69 [2] (0:11.44)	0:23.25 [2] (0:11.48)	0:11.77 [2] (0:11.77)
Average Speed [km/h]	52.3	67.1	64.8	62.4	62.6	61.1
Top Speed [km/h]	68.4	68.2	66.2	63.9	64.1	63.4
Avg. Dist. to Rail [m]	2.5	0.5	0.8	1.4	1.9	3.7
Avg. Stride Freq. [Hz]	2.4	2.4	2.3	2.3	2.3	2.3
Avg. Stride Length [m]	6.1	7.8	7.7	7.5	7.4	7.4



- [] Ranking at each section and finish
- .-.-.- No data available at this section
- NA No data available



Horse/Jockey Name	Humour Me
Final Rank	2
Fastest Section Time (Section)	0:10.50 (1000m)
Top Speed [km/h] (Section)	70.7 (1000m)
Race State	Finished



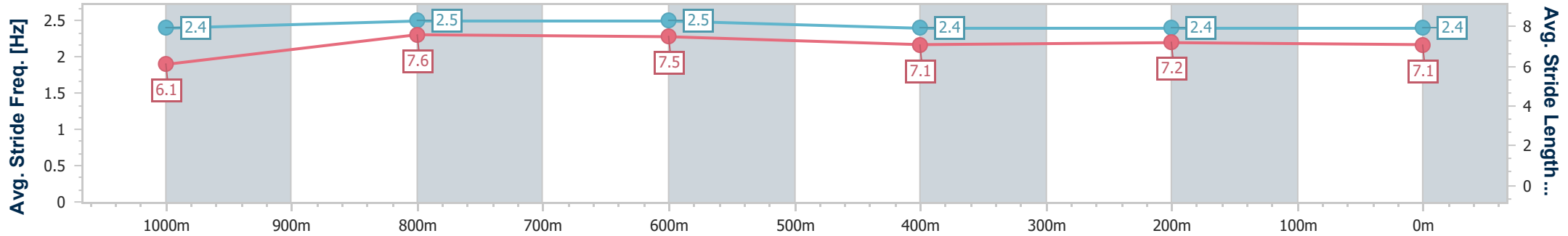
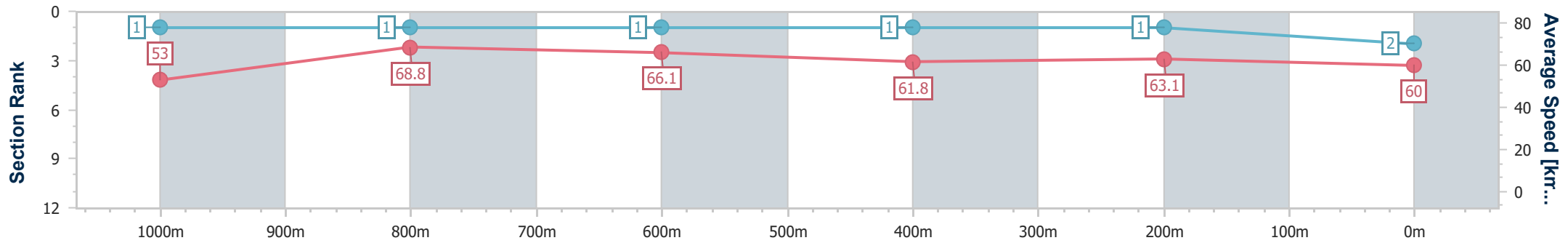
Mackay QLD Professional
Race 7: Book for Classic Raceday Sat 28th September Class 3
Plate - 1200m



17 September 2024 - 16:57

Track Rating: Good 4, Weather: Overcast, Rail Position: +3m Entire

Section	Overall	1000m	800m	600m	400m	200m
Section Times	1:10.36 [2] (0:13.67)	0:56.69 [1] (0:10.50)	0:46.19 [1] (0:10.95)	0:35.24 [1] (0:11.79)	0:23.45 [1] (0:11.48)	0:11.97 [1] (0:11.97)
Average Speed [km/h]	53.0	68.8	66.1	61.8	63.1	60.0
Top Speed [km/h]	67.5	70.7	68.2	64.0	64.5	63.9
Avg. Dist. to Rail [m]	6.1	0.8	1.0	1.9	3.1	3.2
Avg. Stride Freq. [Hz]	2.4	2.5	2.5	2.4	2.4	2.4
Avg. Stride Length [m]	6.1	7.6	7.5	7.1	7.2	7.1



- [] Ranking at each section and finish
- .-.- No data available at this section
- NA No data available



Horse/Jockey Name	Euromantic
Final Rank	3
Fastest Section Time (Section)	0:10.86 (1000m)
Top Speed [km/h] (Section)	67.8 (1000m)
Race State	Finished



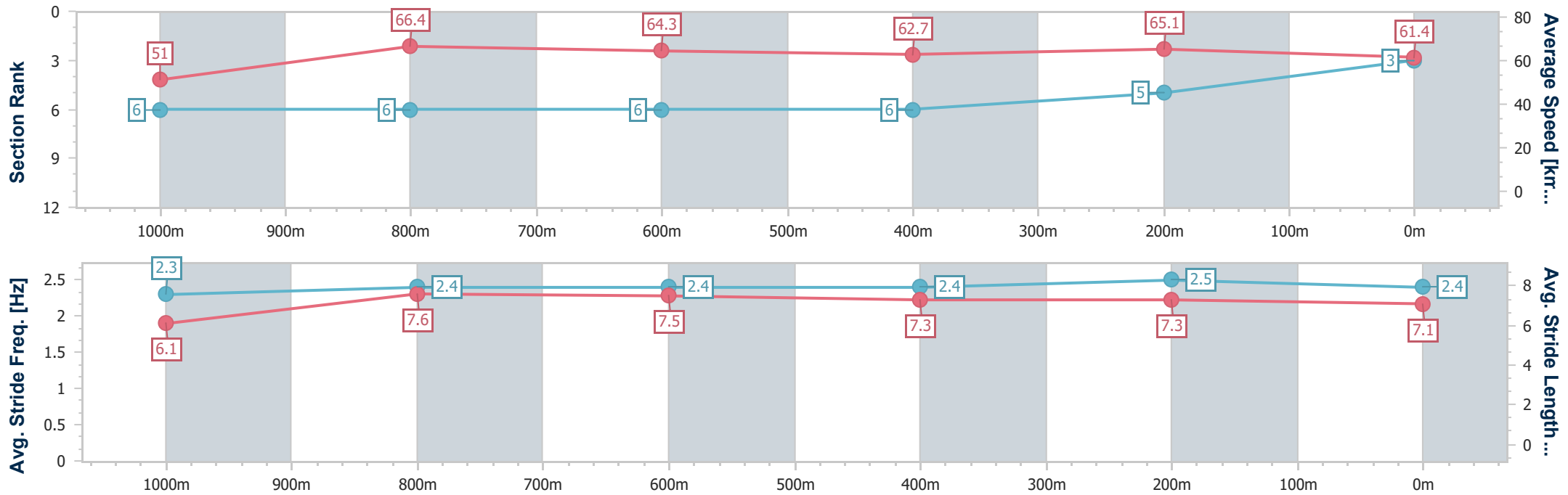
Mackay QLD Professional
Race 7: Book for Classic Raceday Sat 28th September Class 3
Plate - 1200m



17 September 2024 - 16:57

Track Rating: Good 4, Weather: Overcast, Rail Position: +3m Entire

Section	Overall	1000m	800m	600m	400m	200m
Section Times	1:10.68 [3] (0:14.15)	0:56.53 [6] (0:10.86)	0:45.67 [6] (0:11.21)	0:34.46 [6] (0:11.60)	0:22.86 [6] (0:11.14)	0:11.72 [5] (0:11.72)
Average Speed [km/h]	51.0	66.4	64.3	62.7	65.1	61.4
Top Speed [km/h]	67.3	67.8	66.4	64.1	65.9	64.8
Avg. Dist. to Rail [m]	3.5	0.3	0.7	1.3	5.3	6.3
Avg. Stride Freq. [Hz]	2.3	2.4	2.4	2.4	2.5	2.4
Avg. Stride Length [m]	6.1	7.6	7.5	7.3	7.3	7.1



- [] Ranking at each section and finish
- .-.- No data available at this section
- NA No data available



Horse/Jockey Name	Bush Diamond
Final Rank	4
Fastest Section Time (Section)	0:10.81 (1000m)
Top Speed [km/h] (Section)	67.6 (1000m)
Race State	Finished



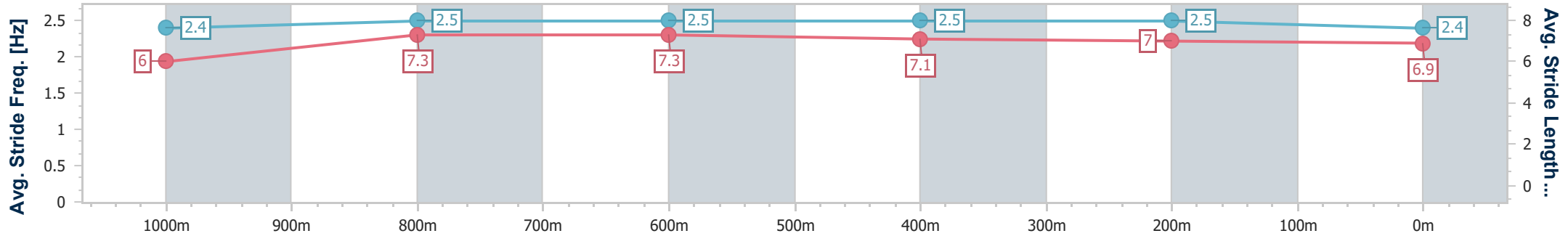
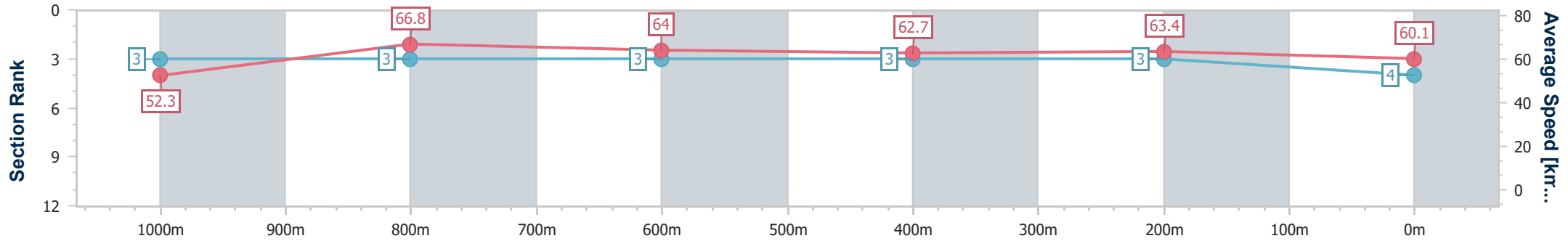
Mackay QLD Professional
Race 7: Book for Classic Raceday Sat 28th September Class 3
Plate - 1200m



17 September 2024 - 16:57

Track Rating: Good 4, Weather: Overcast, Rail Position: +3m Entire

Section	Overall	1000m	800m	600m	400m	200m
Section Times	1:10.75 [4] (0:13.86)	0:56.89 [3] (0:10.81)	0:46.08 [3] (0:11.23)	0:34.85 [3] (0:11.45)	0:23.40 [3] (0:11.39)	0:12.01 [3] (0:12.01)
Average Speed [km/h]	52.3	66.8	64.0	62.7	63.4	60.1
Top Speed [km/h]	67.1	67.6	66.0	64.5	64.8	64.0
Avg. Dist. to Rail [m]	3.6	0.9	0.5	0.9	3.1	5.1
Avg. Stride Freq. [Hz]	2.4	2.5	2.5	2.5	2.5	2.4
Avg. Stride Length [m]	6.0	7.3	7.3	7.1	7.0	6.9



- [] Ranking at each section and finish
- .-.- No data available at this section
- NA No data available



Horse/Jockey Name	Sennaprost
Final Rank	5
Fastest Section Time (Section)	0:10.88 (1000m)
Top Speed [km/h] (Section)	67.9 (1000m)
Race State	Finished



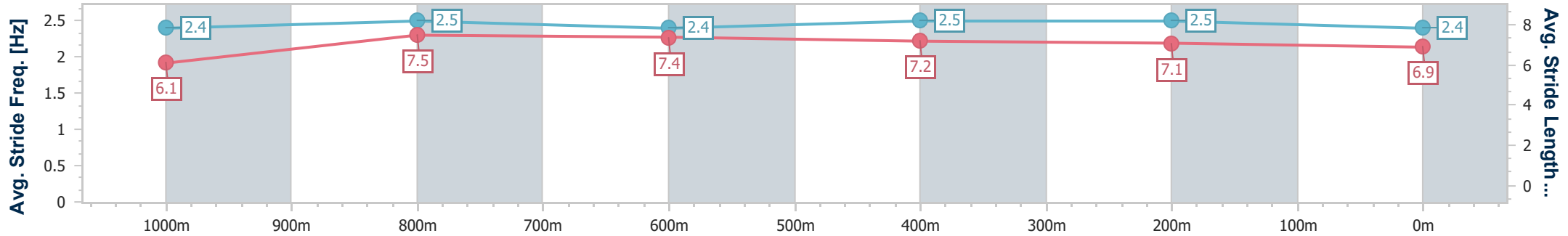
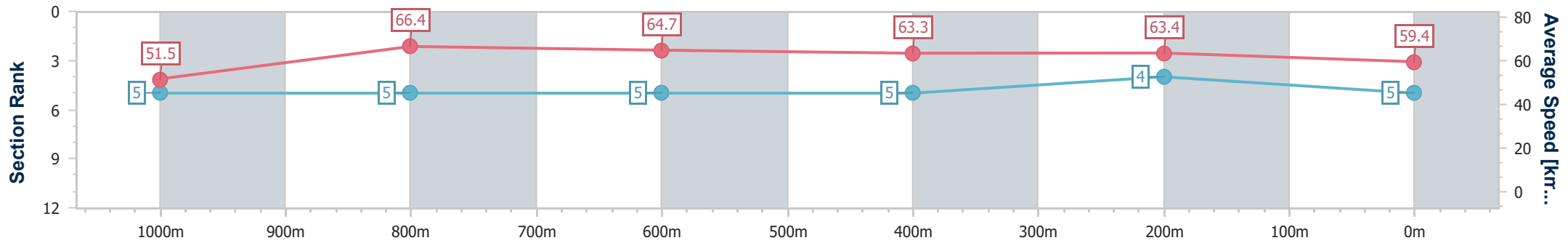
Mackay QLD Professional
Race 7: Book for Classic Raceday Sat 28th September Class 3
Plate - 1200m



17 September 2024 - 16:57

Track Rating: Good 4, Weather: Overcast, Rail Position: +3m Entire

Section	Overall	1000m	800m	600m	400m	200m
Section Times	1:11.09 [5] (0:14.05)	0:57.04 [5] (0:10.88)	0:46.16 [5] (0:11.15)	0:35.01 [5] (0:11.47)	0:23.54 [5] (0:11.39)	0:12.15 [4] (0:12.15)
Average Speed [km/h]	51.5	66.4	64.7	63.3	63.4	59.4
Top Speed [km/h]	67.9	67.9	66.2	64.2	64.1	63.1
Avg. Dist. to Rail [m]	3.6	1.2	1.8	1.0	3.7	5.9
Avg. Stride Freq. [Hz]	2.4	2.5	2.4	2.5	2.5	2.4
Avg. Stride Length [m]	6.1	7.5	7.4	7.2	7.1	6.9



- [] Ranking at each section and finish
- .-.- No data available at this section
- NA No data available



Horse/Jockey Name	Step This Way
Final Rank	6
Fastest Section Time (Section)	0:10.80 (1000m)
Top Speed [km/h] (Section)	67.5 (1000m)
Race State	Finished



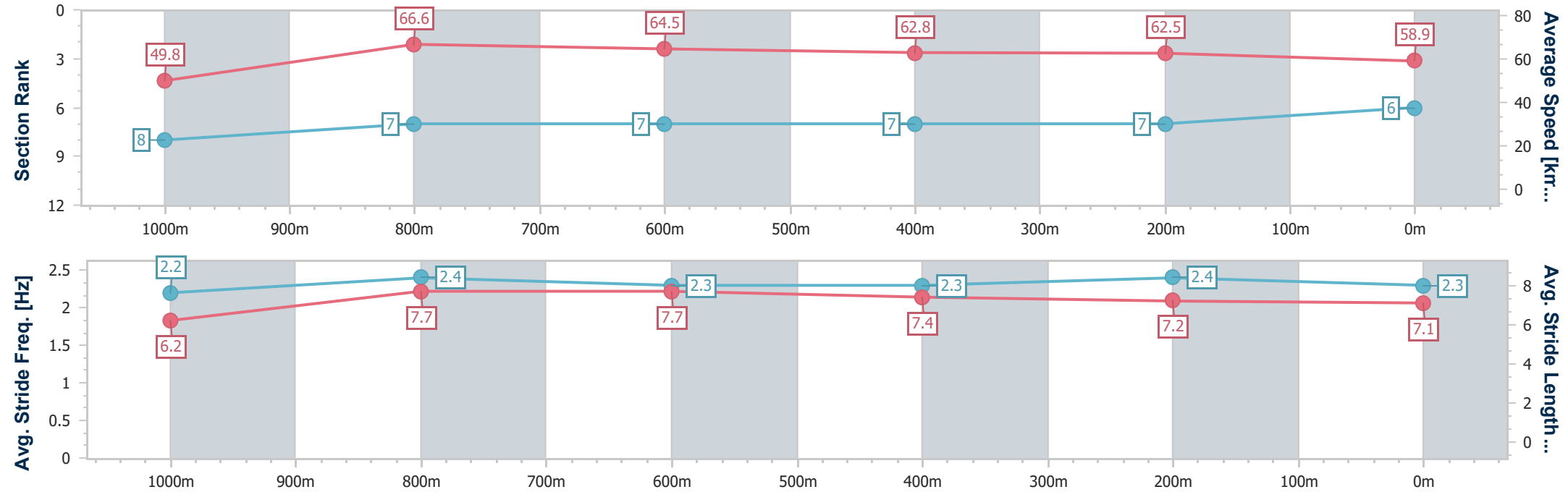
Mackay QLD Professional
Race 7: Book for Classic Raceday Sat 28th September Class 3
Plate - 1200m



17 September 2024 - 16:57

Track Rating: Good 4, Weather: Overcast, Rail Position: +3m Entire

Section	Overall	1000m	800m	600m	400m	200m
Section Times	1:11.61 [6] (0:14.49)	0:57.12 [8] (0:10.80)	0:46.32 [7] (0:11.09)	0:35.23 [7] (0:11.48)	0:23.75 [7] (0:11.54)	0:12.21 [7] (0:12.21)
Average Speed [km/h]	49.8	66.6	64.5	62.8	62.5	58.9
Top Speed [km/h]	66.9	67.5	67.2	63.9	63.8	62.9
Avg. Dist. to Rail [m]	1.1	0.4	0.4	0.4	1.7	4.2
Avg. Stride Freq. [Hz]	2.2	2.4	2.3	2.3	2.4	2.3
Avg. Stride Length [m]	6.2	7.7	7.7	7.4	7.2	7.1



- [] Ranking at each section and finish
- .-.- No data available at this section
- NA No data available



Horse/Jockey Name	Private Cheetah
Final Rank	7
Fastest Section Time (Section)	0:10.91 (1000m)
Top Speed [km/h] (Section)	67.3 (1000m)
Race State	Finished



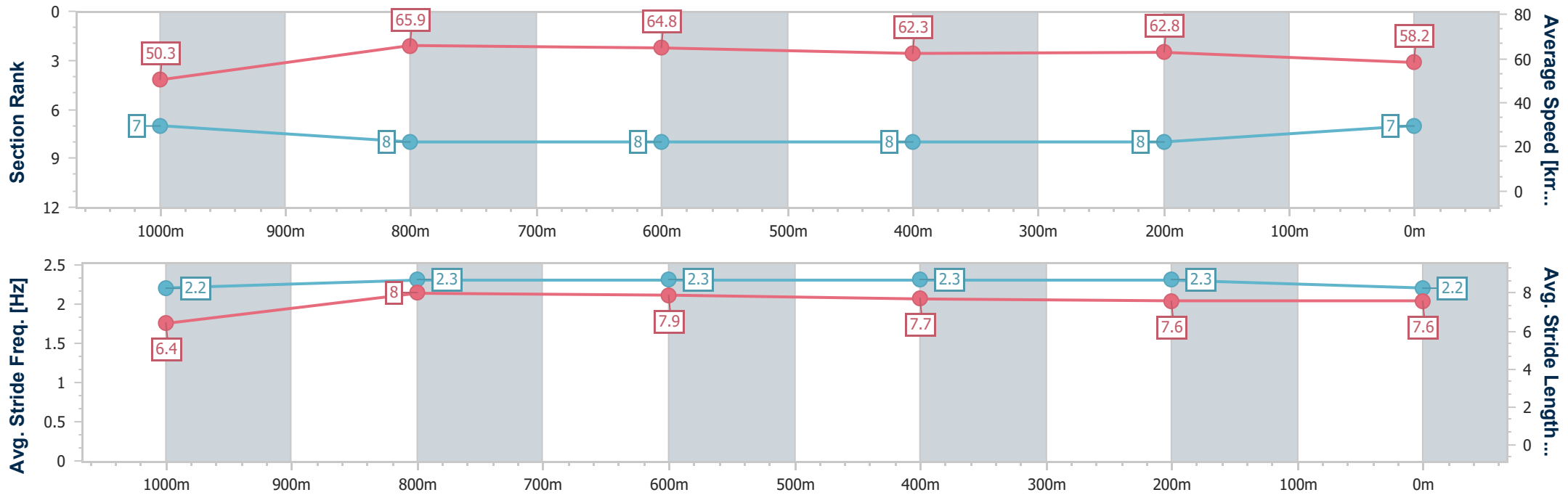
Mackay QLD Professional
Race 7: Book for Classic Raceday Sat 28th September Class 3
Plate - 1200m



17 September 2024 - 16:57

Track Rating: Good 4, Weather: Overcast, Rail Position: +3m Entire

Section	Overall	1000m	800m	600m	400m	200m
Section Times	1:11.80 [7] (0:14.39)	0:57.41 [7] (0:10.91)	0:46.50 [8] (0:11.15)	0:35.35 [8] (0:11.55)	0:23.80 [8] (0:11.45)	0:12.35 [8] (0:12.35)
Average Speed [km/h]	50.3	65.9	64.8	62.3	62.8	58.2
Top Speed [km/h]	65.5	67.3	66.6	63.4	63.5	62.4
Avg. Dist. to Rail [m]	4.8	1.1	1.0	0.4	1.8	4.4
Avg. Stride Freq. [Hz]	2.2	2.3	2.3	2.3	2.3	2.2
Avg. Stride Length [m]	6.4	8.0	7.9	7.7	7.6	7.6



- [] Ranking at each section and finish
- .-.- No data available at this section
- NA No data available



Horse/Jockey Name	Outback Step
Final Rank	8
Fastest Section Time (Section)	0:10.94 (1000m)
Top Speed [km/h] (Section)	67.8 (Overall)
Race State	Finished



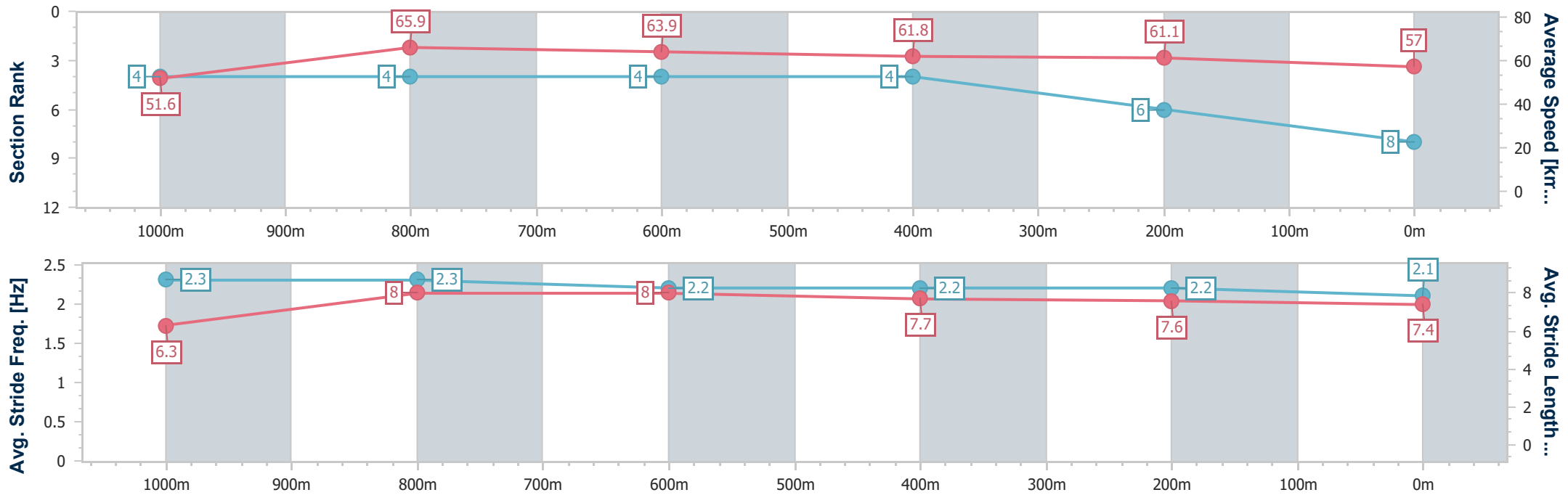
Mackay QLD Professional
Race 7: Book for Classic Raceday Sat 28th September Class 3
Plate - 1200m



17 September 2024 - 16:57

Track Rating: Good 4, Weather: Overcast, Rail Position: +3m Entire

Section	Overall	1000m	800m	600m	400m	200m
Section Times	1:11.86 [8] (0:13.91)	0:57.95 [4] (0:10.94)	0:47.01 [4] (0:11.16)	0:35.85 [4] (0:11.52)	0:24.33 [4] (0:11.71)	0:12.62 [6] (0:12.62)
Average Speed [km/h]	51.6	65.9	63.9	61.8	61.1	57.0
Top Speed [km/h]	67.8	67.2	65.5	63.3	62.0	60.1
Avg. Dist. to Rail [m]	1.3	1.1	1.8	1.7	0.7	1.2
Avg. Stride Freq. [Hz]	2.3	2.3	2.2	2.2	2.2	2.1
Avg. Stride Length [m]	6.3	8.0	8.0	7.7	7.6	7.4



- [] Ranking at each section and finish
- .-.- No data available at this section
- NA No data available



Mackay QLD Professional

Race 8: Racing again Sat 28th September RATINGS BAND 0 - 55 Handicap - 1100m

17 September 2024 - 17:30



MACKAY TURF CLUB
Ooralea Racecourse

Track Rating: Good 4, Weather: Overcast, Rail Position: +3m Entire

Section		Overall	1000m	800m	600m	400m	200m	Last 600m					
Field Times		1:04.95 (0:08.30)	0:56.65 (0:10.33)	0:46.32 (0:10.95)	0:35.37 (0:11.51)	0:23.86 (0:11.80)	0:12.06 (0:12.06)	0:35.37					
Rank	TAB Horse/Jockey	Barrier	Top Speed [km/h]	Fastest Section							Margin	Distance Travelled [m]	
1	8 SPEC OF SILVER Michael Murphy	12	69.8	0:08.49	1:04.95 [1] (0:08.49)	0:56.46 [4] (0:10.57)	0:45.89 [4] (0:10.90)	0:34.99 [4] (0:11.54)	0:23.45 [4] (0:11.48)	0:11.97 [3] (0:11.97)	1:04.95	0:34.99	
2	5 WHITTLESFORD Justin Huxtable	4	69.3	0:08.49	1:04.98 [2] (0:08.49)	0:56.49 [5] (0:10.63)	0:45.86 [5] (0:10.97)	0:34.89 [5] (0:11.45)	0:23.44 [5] (0:11.41)	0:12.03 [2] (0:12.03)	0.18L	0:34.89	+0
3	11 DICKIN MEDAL Chris Whiteley	6	69.6	0:08.72	1:05.13 [3] (0:08.72)	0:56.41 [8] (0:10.75)	0:45.66 [8] (0:10.74)	0:34.92 [7] (0:11.46)	0:23.46 [7] (0:11.47)	0:11.99 [6] (0:11.99)	1.06L	0:34.92	+9
4	13 TSUNAMI FORCE Chelsea Jokic	3	69.6	0:08.71	1:05.16 [4] (0:08.71)	0:56.45 [7] (0:10.69)	0:45.76 [6] (0:10.89)	0:34.87 [8] (0:11.54)	0:23.33 [8] (0:11.39)	0:11.94 [7] (0:11.94)	1.24L	0:34.87	+1
5	14 ARROGANT HEART Pietro Romeo	2	70.0	0:08.44	1:05.38 [5] (0:08.44)	0:56.94 [3] (0:10.47)	0:46.47 [3] (0:10.81)	0:35.66 [3] (0:11.49)	0:24.17 [3] (0:11.81)	0:12.36 [5] (0:12.36)	2.55L	0:35.66	-1
6	6 OUT OF SIGHT Nathan Thomas	11	70.7	0:08.30	1:05.42 [6] (0:08.30)	0:57.12 [1] (0:10.41)	0:46.71 [2] (0:10.97)	0:35.74 [2] (0:11.46)	0:24.28 [2] (0:11.75)	0:12.53 [1] (0:12.53)	2.77L	0:35.74	+1
7	9 SIMPLY TINA Leah Martyn	8	69.5	0:08.66	1:05.85 [7] (0:08.66)	0:57.19 [6] (0:10.77)	0:46.42 [7] (0:10.75)	0:35.67 [6] (0:11.40)	0:24.27 [6] (0:11.81)	0:12.46 [8] (0:12.46)	5.33L	0:35.67	+3
8	3 SNAZZY SNITZEL Tasha Chambers	1	70.5	0:08.38	1:06.13 [8] (0:08.38)	0:57.75 [2] (0:10.25)	0:47.50 [1] (0:10.95)	0:36.55 [1] (0:11.51)	0:25.04 [1] (0:11.92)	0:13.12 [4] (0:13.12)	6.96L	0:36.55	-1
9	10 UNDER THE SHADOW Justin Stanley	10	67.4	0:09.12	1:06.20 [9] (0:09.12)	0:57.08 [9] (0:11.21)	0:45.87 [9] (0:10.84)	0:35.03 [9] (0:11.26)	0:23.77 [9] (0:11.78)	0:11.99 [9] (0:11.99)	7.39L	0:35.03	+2

Scratched: Defrosted (#12), Milky Rocket (#15), Moonscape (#16), Greylist (#7), Pocket Sage (#1), Acoustix (#2), Seisme (#4)

[] Ranking at each section and finish
 -:-:- No data available at this section
 NA No data available

SCN Saddle cloth number
 DNF Did not finish
 DNT Did not track



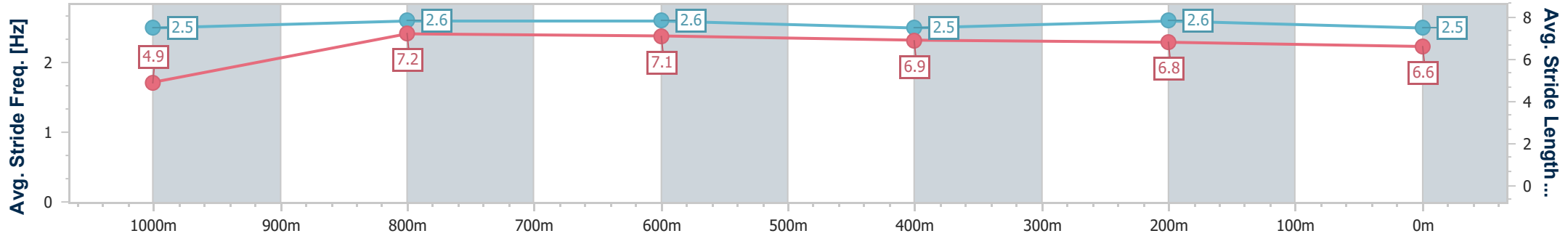
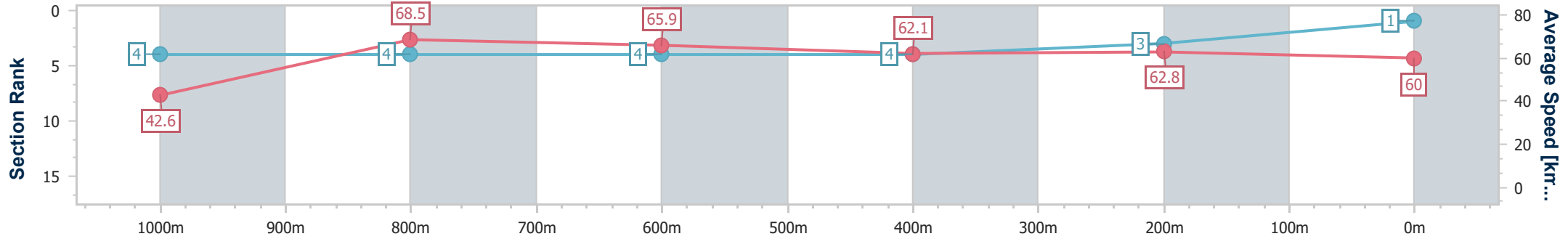
Horse/Jockey Name	Spec Of Silver
Final Rank	1
Fastest Section Time (Section)	0:08.49 (Overall)
Top Speed [km/h] (Section)	69.8 (1000m)
Race State	Finished



Mackay QLD Professional
Race 8: Racing again Sat 28th September RATINGS BAND 0 - 55 Handicap - 1100m
17 September 2024 - 17:30
Track Rating: Good 4, Weather: Overcast, Rail Position: +3m Entire



Section	Overall	1000m	800m	600m	400m	200m
Section Times	1:04.95 [1] (0:08.49)	0:56.46 [4] (0:10.57)	0:45.89 [4] (0:10.90)	0:34.99 [4] (0:11.54)	0:23.45 [4] (0:11.48)	0:11.97 [3] (0:11.97)
Average Speed [km/h]	42.6	68.5	65.9	62.1	62.8	60.0
Top Speed [km/h]	67.5	69.8	68.1	63.2	63.9	62.7
Avg. Dist. to Rail [m]	8.2	2.4	0.6	0.8	1.5	2.8
Avg. Stride Freq. [Hz]	2.5	2.6	2.6	2.5	2.6	2.5
Avg. Stride Length [m]	4.9	7.2	7.1	6.9	6.8	6.6



- [] Ranking at each section and finish
- .-.- No data available at this section
- NA No data available



Horse/Jockey Name	Whittlesford
Final Rank	2
Fastest Section Time (Section)	0:08.49 (Overall)
Top Speed [km/h] (Section)	69.3 (1000m)
Race State	Finished

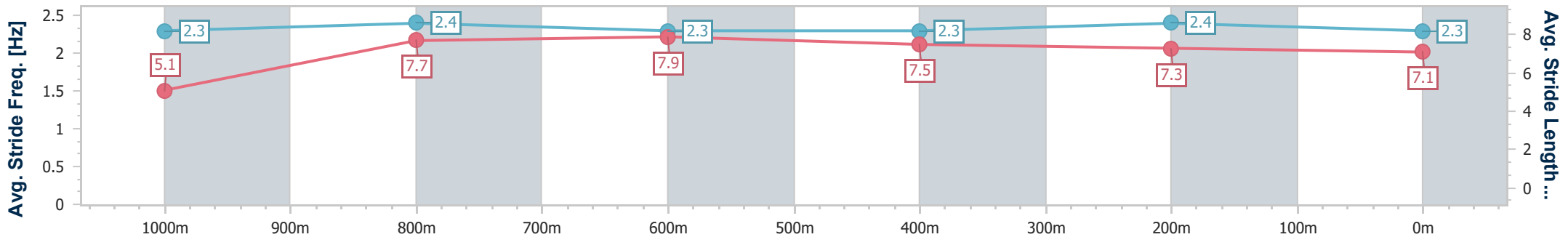
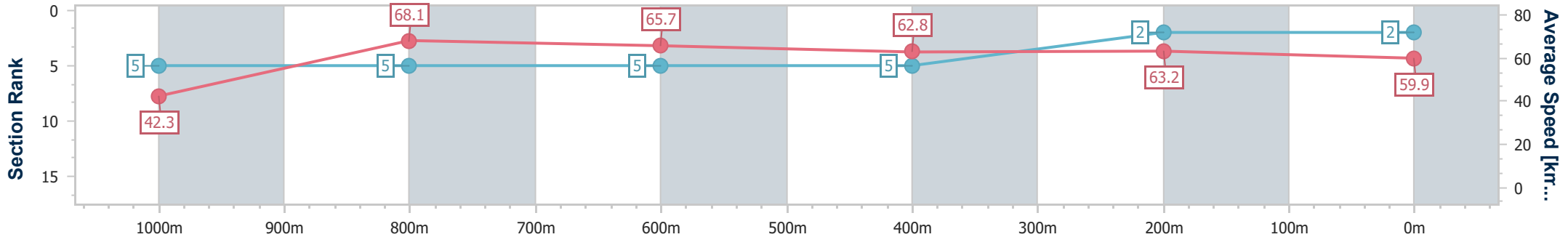


Mackay QLD Professional
 Race 8: Racing again Sat 28th September RATINGS BAND 0 - 55 Handicap - 1100m
 17 September 2024 - 17:30



Track Rating: Good 4, Weather: Overcast, Rail Position: +3m Entire

Section	Overall	1000m	800m	600m	400m	200m
Section Times	1:04.98 [2] (0:08.49)	0:56.49 [5] (0:10.63)	0:45.86 [5] (0:10.97)	0:34.89 [5] (0:11.45)	0:23.44 [5] (0:11.41)	0:12.03 [2] (0:12.03)
Average Speed [km/h]	42.3	68.1	65.7	62.8	63.2	59.9
Top Speed [km/h]	65.6	69.3	67.2	63.6	64.3	63.9
Avg. Dist. to Rail [m]	4.4	1.4	0.5	0.4	2.4	3.3
Avg. Stride Freq. [Hz]	2.3	2.4	2.3	2.3	2.4	2.3
Avg. Stride Length [m]	5.1	7.7	7.9	7.5	7.3	7.1



- [] Ranking at each section and finish
- .-.- No data available at this section
- NA No data available



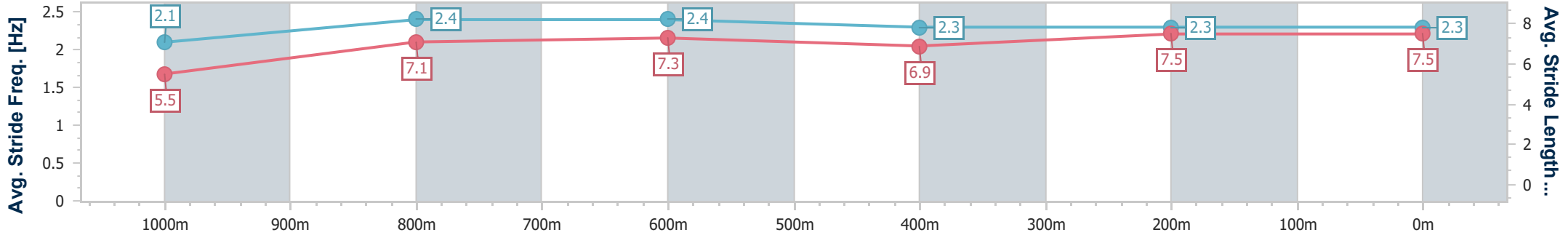
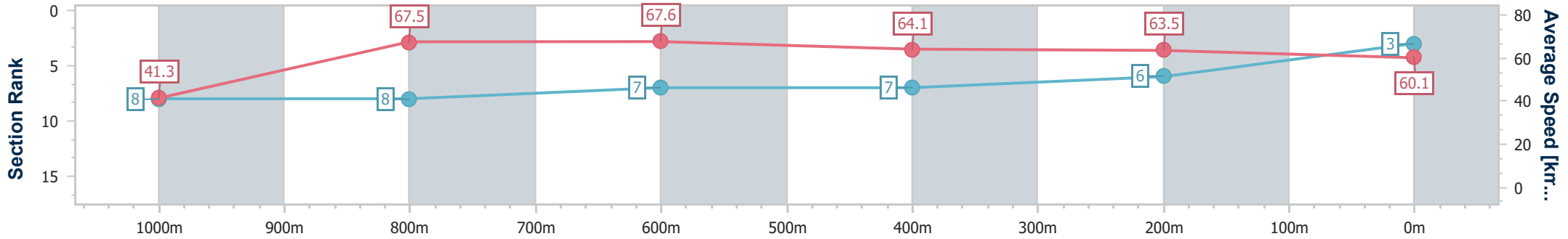
Horse/Jockey Name	Dickin Medal
Final Rank	3
Fastest Section Time (Section)	0:08.72 (Overall)
Top Speed [km/h] (Section)	69.6 (1000m)
Race State	Finished



Mackay QLD Professional
Race 8: Racing again Sat 28th September RATINGS BAND 0 - 55 Handicap - 1100m
17 September 2024 - 17:30
Track Rating: Good 4, Weather: Overcast, Rail Position: +3m Entire



Section	Overall	1000m	800m	600m	400m	200m
Section Times	1:05.13 [3] (0:08.72)	0:56.41 [8] (0:10.75)	0:45.66 [8] (0:10.74)	0:34.92 [7] (0:11.46)	0:23.46 [7] (0:11.47)	0:11.99 [6] (0:11.99)
Average Speed [km/h]	41.3	67.5	67.6	64.1	63.5	60.1
Top Speed [km/h]	62.4	69.6	69.5	65.3	64.0	62.5
Avg. Dist. to Rail [m]	5.0	1.0	3.3	3.0	6.7	7.4
Avg. Stride Freq. [Hz]	2.1	2.4	2.4	2.3	2.3	2.3
Avg. Stride Length [m]	5.5	7.1	7.3	6.9	7.5	7.5



- [] Ranking at each section and finish
- .-.- No data available at this section
- NA No data available



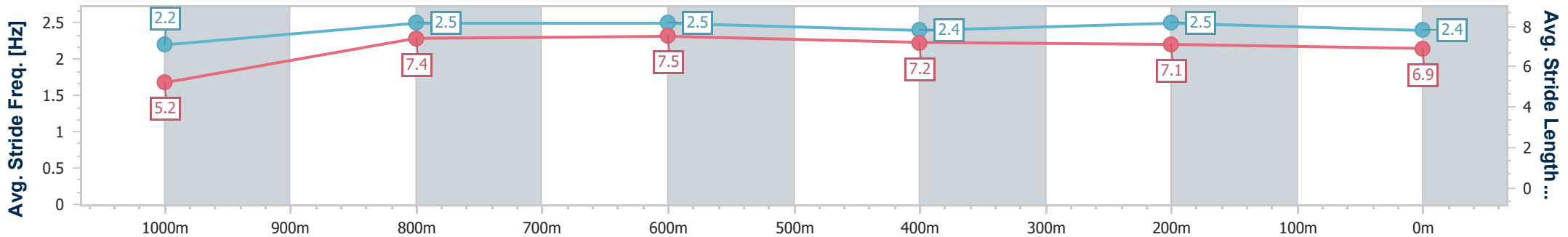
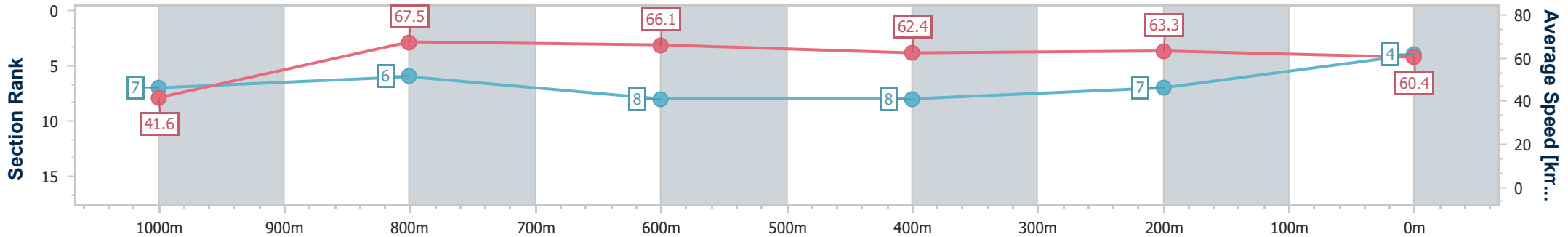
Horse/Jockey Name	Tsunami Force
Final Rank	4
Fastest Section Time (Section)	0:08.71 (Overall)
Top Speed [km/h] (Section)	69.6 (1000m)
Race State	Finished



Mackay QLD Professional
 Race 8: Racing again Sat 28th September RATINGS BAND 0 - 55 Handicap - 1100m
 17 September 2024 - 17:30
 Track Rating: Good 4, Weather: Overcast, Rail Position: +3m Entire



Section	Overall	1000m	800m	600m	400m	200m
Section Times	1:05.16 [4] (0:08.71)	0:56.45 [7] (0:10.69)	0:45.76 [6] (0:10.89)	0:34.87 [8] (0:11.54)	0:23.33 [8] (0:11.39)	0:11.94 [7] (0:11.94)
Average Speed [km/h]	41.6	67.5	66.1	62.4	63.3	60.4
Top Speed [km/h]	62.4	69.6	68.3	64.2	63.9	64.7
Avg. Dist. to Rail [m]	3.8	0.8	0.4	0.5	2.1	5.3
Avg. Stride Freq. [Hz]	2.2	2.5	2.5	2.4	2.5	2.4
Avg. Stride Length [m]	5.2	7.4	7.5	7.2	7.1	6.9



- [] Ranking at each section and finish
- .-.- No data available at this section
- NA No data available



Horse/Jockey Name	Arrogant Heart
Final Rank	5
Fastest Section Time (Section)	0:08.44 (Overall)
Top Speed [km/h] (Section)	70.0 (1000m)
Race State	Finished

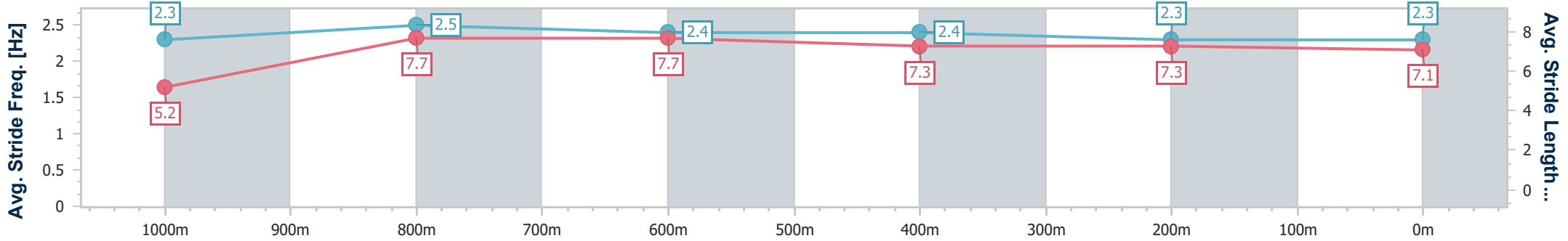
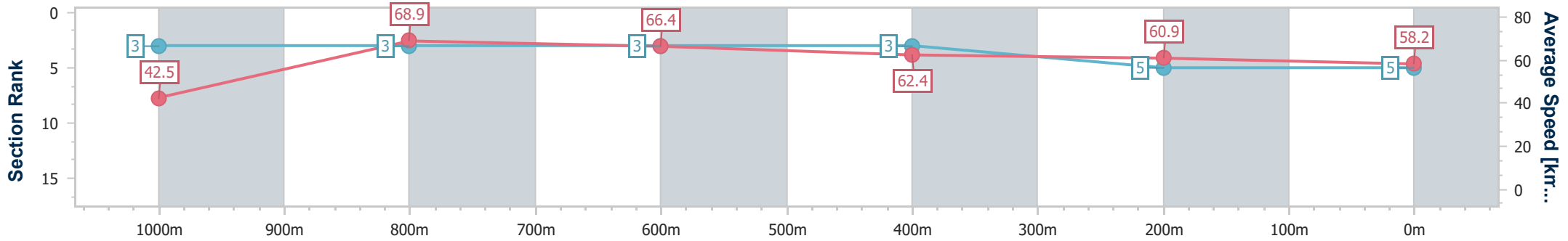


Mackay QLD Professional
 Race 8: Racing again Sat 28th September RATINGS BAND 0 - 55 Handicap - 1100m
 17 September 2024 - 17:30



Track Rating: Good 4, Weather: Overcast, Rail Position: +3m Entire

Section	Overall	1000m	800m	600m	400m	200m
Section Times	1:05.38 [5] (0:08.44)	0:56.94 [3] (0:10.47)	0:46.47 [3] (0:10.81)	0:35.66 [3] (0:11.49)	0:24.17 [3] (0:11.81)	0:12.36 [5] (0:12.36)
Average Speed [km/h]	42.5	68.9	66.4	62.4	60.9	58.2
Top Speed [km/h]	65.5	70.0	68.8	63.4	61.5	61.0
Avg. Dist. to Rail [m]	1.9	0.3	0.6	0.7	1.2	2.3
Avg. Stride Freq. [Hz]	2.3	2.5	2.4	2.4	2.3	2.3
Avg. Stride Length [m]	5.2	7.7	7.7	7.3	7.3	7.1



- [] Ranking at each section and finish
- .-.- No data available at this section
- NA No data available



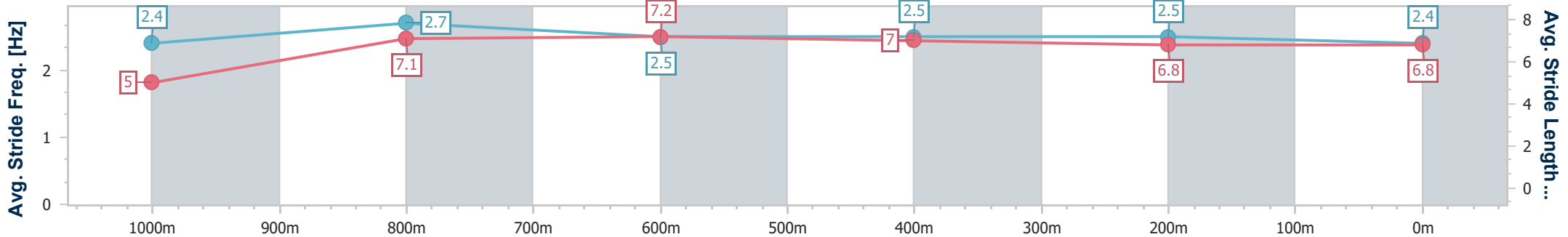
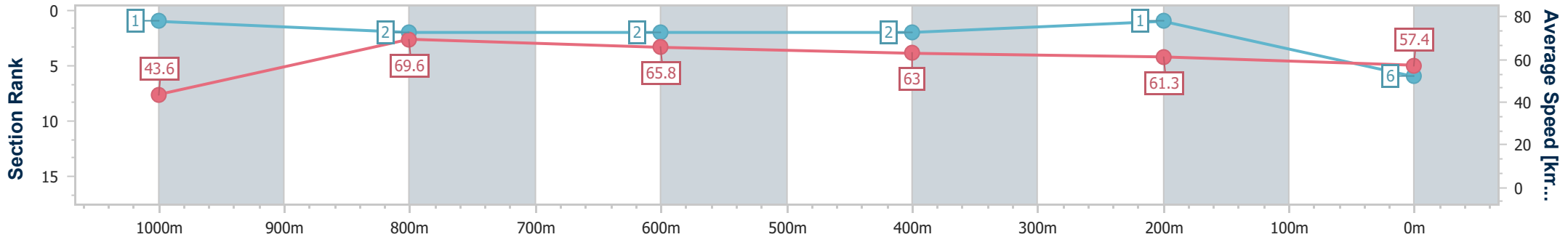
Horse/Jockey Name	Out Of Sight
Final Rank	6
Fastest Section Time (Section)	0:08.30 (Overall)
Top Speed [km/h] (Section)	70.7 (1000m)
Race State	Finished



Mackay QLD Professional
 Race 8: Racing again Sat 28th September RATINGS BAND 0 - 55 Handicap - 1100m
 17 September 2024 - 17:30
 Track Rating: Good 4, Weather: Overcast, Rail Position: +3m Entire



Section	Overall	1000m	800m	600m	400m	200m
Section Times	1:05.42 [6] (0:08.30)	0:57.12 [1] (0:10.41)	0:46.71 [2] (0:10.97)	0:35.74 [2] (0:11.46)	0:24.28 [2] (0:11.75)	0:12.53 [1] (0:12.53)
Average Speed [km/h]	43.6	69.6	65.8	63.0	61.3	57.4
Top Speed [km/h]	67.0	70.7	67.7	64.3	61.9	60.6
Avg. Dist. to Rail [m]	7.2	2.2	1.8	0.3	1.3	1.0
Avg. Stride Freq. [Hz]	2.4	2.7	2.5	2.5	2.5	2.4
Avg. Stride Length [m]	5.0	7.1	7.2	7.0	6.8	6.8



- [] Ranking at each section and finish
- .-.- No data available at this section
- NA No data available



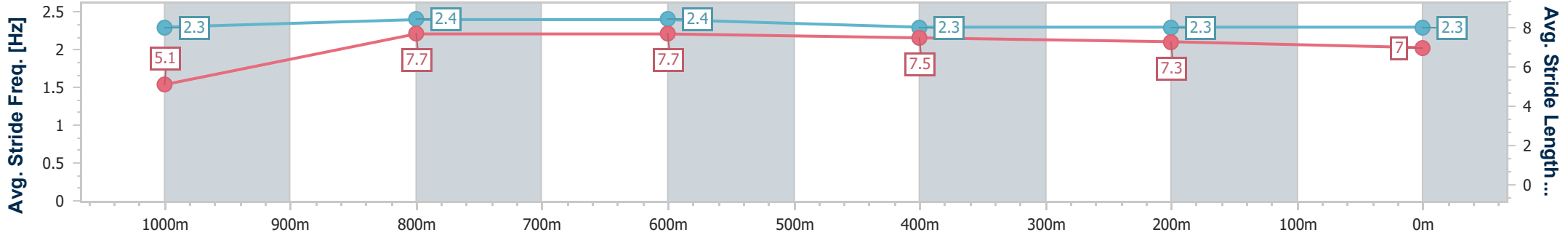
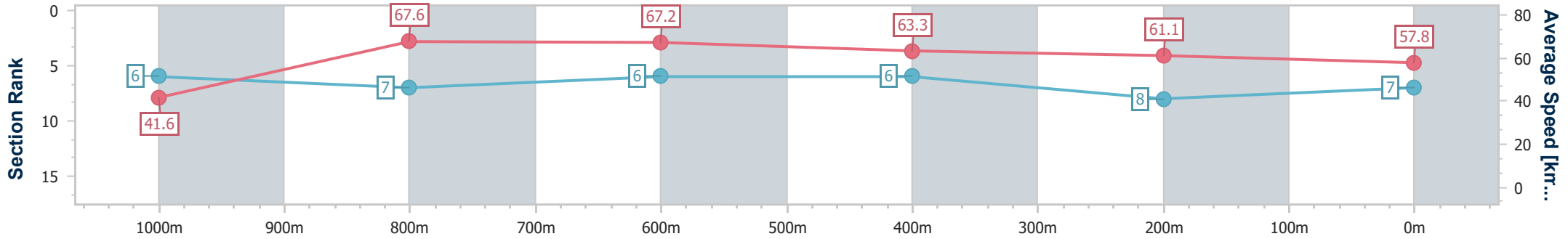
Horse/Jockey Name	Simply Tina
Final Rank	7
Fastest Section Time (Section)	0:08.66 (Overall)
Top Speed [km/h] (Section)	69.5 (800m)
Race State	Finished



Mackay QLD Professional
 Race 8: Racing again Sat 28th September RATINGS BAND 0 - 55 Handicap - 1100m
 17 September 2024 - 17:30
 Track Rating: Good 4, Weather: Overcast, Rail Position: +3m Entire



Section	Overall	1000m	800m	600m	400m	200m
Section Times	1:05.85 [7] (0:08.66)	0:57.19 [6] (0:10.77)	0:46.42 [7] (0:10.75)	0:35.67 [6] (0:11.40)	0:24.27 [6] (0:11.81)	0:12.46 [8] (0:12.46)
Average Speed [km/h]	41.6	67.6	67.2	63.3	61.1	57.8
Top Speed [km/h]	64.4	69.0	69.5	64.6	62.7	61.7
Avg. Dist. to Rail [m]	6.4	3.0	2.0	0.6	2.8	5.0
Avg. Stride Freq. [Hz]	2.3	2.4	2.4	2.3	2.3	2.3
Avg. Stride Length [m]	5.1	7.7	7.7	7.5	7.3	7.0



- [] Ranking at each section and finish
- .-.- No data available at this section
- NA No data available



Horse/Jockey Name	Snazzy Snitzel
Final Rank	8
Fastest Section Time (Section)	0:08.38 (Overall)
Top Speed [km/h] (Section)	70.5 (1000m)
Race State	Finished

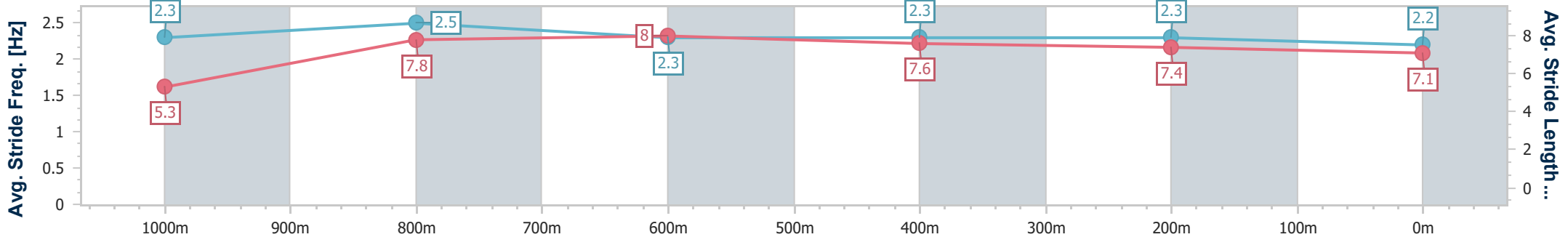
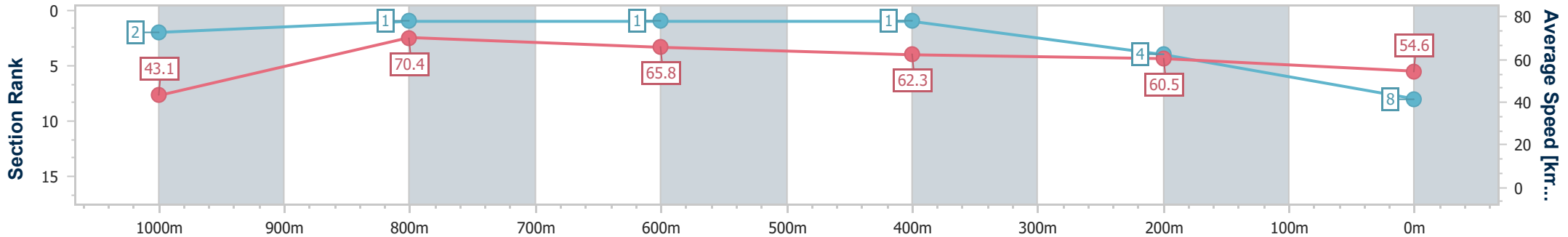


Mackay QLD Professional
 Race 8: Racing again Sat 28th September RATINGS BAND 0 - 55 Handicap - 1100m
 17 September 2024 - 17:30



Track Rating: Good 4, Weather: Overcast, Rail Position: +3m Entire

Section	Overall	1000m	800m	600m	400m	200m
Section Times	1:06.13 [8] (0:08.38)	0:57.75 [2] (0:10.25)	0:47.50 [1] (0:10.95)	0:36.55 [1] (0:11.51)	0:25.04 [1] (0:11.92)	0:13.12 [4] (0:13.12)
Average Speed [km/h]	43.1	70.4	65.8	62.3	60.5	54.6
Top Speed [km/h]	68.4	70.5	68.8	63.3	61.3	58.8
Avg. Dist. to Rail [m]	1.7	0.6	0.8	0.3	1.2	1.8
Avg. Stride Freq. [Hz]	2.3	2.5	2.3	2.3	2.3	2.2
Avg. Stride Length [m]	5.3	7.8	8.0	7.6	7.4	7.1



- [] Ranking at each section and finish
- .-.- No data available at this section
- NA No data available



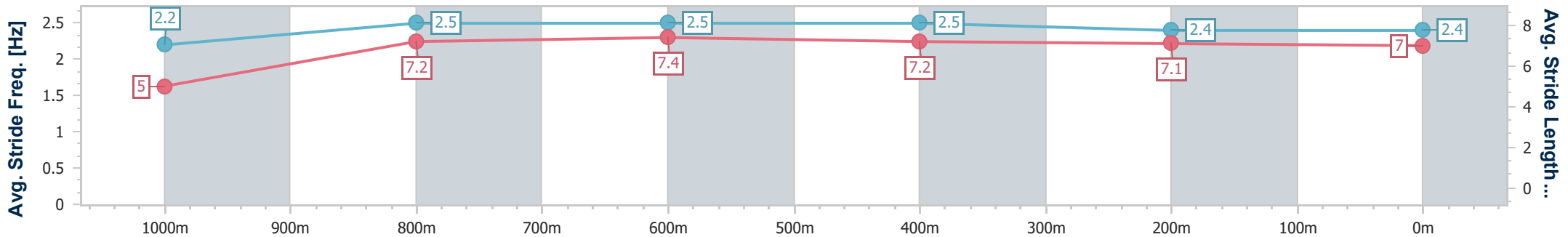
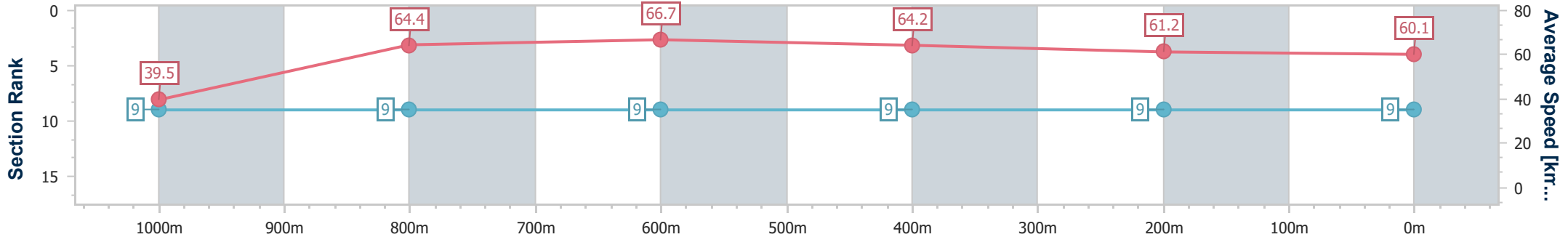
Horse/Jockey Name	Under The Shadow
Final Rank	9
Fastest Section Time (Section)	0:09.12 (Overall)
Top Speed [km/h] (Section)	67.4 (800m)
Race State	Finished



Mackay QLD Professional
 Race 8: Racing again Sat 28th September RATINGS BAND 0 - 55 Handicap - 1100m
 17 September 2024 - 17:30
 Track Rating: Good 4, Weather: Overcast, Rail Position: +3m Entire



Section	Overall	1000m	800m	600m	400m	200m
Section Times	1:06.20 [9] (0:09.12)	0:57.08 [9] (0:11.21)	0:45.87 [9] (0:10.84)	0:35.03 [9] (0:11.26)	0:23.77 [9] (0:11.78)	0:11.99 [9] (0:11.99)
Average Speed [km/h]	39.5	64.4	66.7	64.2	61.2	60.1
Top Speed [km/h]	61.8	66.3	67.4	65.3	63.0	63.7
Avg. Dist. to Rail [m]	6.4	1.0	0.9	0.5	3.0	3.2
Avg. Stride Freq. [Hz]	2.2	2.5	2.5	2.5	2.4	2.4
Avg. Stride Length [m]	5.0	7.2	7.4	7.2	7.1	7.0



- [] Ranking at each section and finish
- .-.- No data available at this section
- NA No data available