



Eagle Farm QLD Professional

Race 1: PINK RIBBON RACEWEEK BENCHMARK 65 Handicap - 2143m

20 September 2024 - 12:32



BRISBANE
RACING CLUB

Track Rating: Good 4, Weather: Fine, Rail Position: +7m Entire

Section		Overall	2000m	1800m	1600m	1400m	1200m	1000m	Last 600m				
Field Times		2:15.85 (0:11.54)	2:04.31 (0:12.21)	1:52.10 (0:13.07)	1:39.03 (0:13.40)	1:25.63 (0:13.45)	1:12.18 (0:12.91)	0:59.27 (0:12.28)	0:35.29				
Rank	TAB Horse/Jockey	Barrier	Top Speed [km/h]	Fastest Section									Distance Travelled [m]
1	4 TORQUE LEICA STAR Nikita Beriman	2	64.2 800m	0:11.42 400m	2:15.85 [1] (0:11.80)	2:04.05 [3] (0:12.27)	1:51.78 [3] (0:13.03)	1:38.75 [3] (0:13.42)	1:25.33 [3] (0:13.40)	1:11.93 [3] (0:12.88)	0:59.05 [3] (0:12.23)	0:35.08	
2	3 LOST ILLUSIONS Michael Cahill	4	63.4 400m	0:11.52 400m	2:16.06 [2] (0:11.82)	2:04.24 [4] (0:12.03)	1:52.21 [2] (0:13.09)	1:39.12 [2] (0:13.57)	1:25.55 [2] (0:13.35)	1:12.20 [2] (0:12.87)	0:59.33 [2] (0:12.32)	0:35.40	+5
3	1 KNEZE Emily Lang	1	63.9 600m	0:11.49 600m	2:16.11 [3] (0:11.54)	2:04.57 [1] (0:12.21)	1:52.36 [1] (0:13.07)	1:39.29 [1] (0:13.40)	1:25.89 [1] (0:13.45)	1:12.44 [1] (0:12.91)	0:59.53 [1] (0:12.28)	0:35.55	-5
4	7 DELORME Trudy Thornton	6	66.4 400m	0:11.42 400m	2:16.28 [4] (0:12.07)	2:04.21 [6] (0:12.18)	1:52.03 [5] (0:13.03)	1:39.00 [5] (0:13.55)	1:25.45 [5] (0:13.40)	1:12.05 [5] (0:13.00)	0:59.05 [5] (0:12.13)	0:35.34	-6
5	5 AROUND THE BUOY Noel Callow	5	64.5 600m	0:11.47 400m	2:16.59 [5] (0:12.05)	2:04.54 [5] (0:12.35)	1:52.19 [6] (0:13.14)	1:39.05 [6] (0:13.49)	1:25.56 [6] (0:13.34)	1:12.22 [6] (0:13.05)	0:59.17 [6] (0:12.12)	0:35.37	+5
6	2 ROYAL RIFT Angela Jones	3	63.5 600m	0:11.64 800m	2:17.06 [6] (0:11.75)	2:05.31 [2] (0:12.34)	1:52.97 [4] (0:13.10)	1:39.87 [4] (0:13.58)	1:26.29 [4] (0:13.36)	1:12.93 [4] (0:12.90)	1:00.03 [4] (0:12.34)	0:36.05	+4

Scratched: Grenoble (#6), Wanda's Outlaw (#8)

[] Ranking at each section and finish
 -:-:- No data available at this section
 NA No data available

SCN Saddle cloth number
 DNF Did not finish
 DNT Did not track



Eagle Farm QLD Professional

Race 1: PINK RIBBON RACEWEEK BENCHMARK 65 Handicap - 2143m

20 September 2024 - 12:32



BRISBANE
RACING CLUB

Track Rating: Good 4, Weather: Fine, Rail Position: +7m Entire

Section						800m	600m	400m	200m	Last 600m	
Field Times						0:46.99 (0:11.70)	0:35.29 (0:11.49)	0:23.80 (0:11.61)	0:12.19 (0:12.19)	0:35.29	
Rank	TAB Horse/Jockey	Barrier	Top Speed [km/h]	Fastest Section					Margin	Distance Travelled [m]	
1	4 TORQUE LEICA STAR Nikita Beriman	2	64.2 800m	0:11.42 400m	0:46.82 [2] (0:11.74)	0:35.08 [3] (0:11.47)	0:23.61 [3] (0:11.42)	0:12.19 [1] (0:12.19)	2:15.85	0:35.08	
2	3 LOST ILLUSIONS Michael Cahill	4	63.4 400m	0:11.52 400m	0:47.01 [3] (0:11.61)	0:35.40 [2] (0:11.57)	0:23.83 [2] (0:11.52)	0:12.31 [3] (0:12.31)	1.21L	0:35.40 +5	
3	1 KNEZE Emily Lang	1	63.9 600m	0:11.49 600m	0:47.25 [1] (0:11.70)	0:35.55 [1] (0:11.49)	0:24.06 [1] (0:11.65)	0:12.41 [2] (0:12.41)	1.51L	0:35.55 -5	
4	7 DELORME Trudy Thornton	6	66.4 400m	0:11.42 400m	0:46.92 [4] (0:11.58)	0:35.34 [4] (0:11.59)	0:23.75 [4] (0:11.42)	0:12.33 [4] (0:12.33)	2.54L	0:35.34 -6	
5	5 AROUND THE BUOY Noel Callow	5	64.5 600m	0:11.47 400m	0:47.05 [6] (0:11.68)	0:35.37 [6] (0:11.70)	0:23.67 [6] (0:11.47)	0:12.20 [5] (0:12.20)	4.36L	0:35.37 +5	
6	2 ROYAL RIFT Angela Jones	3	63.5 600m	0:11.64 800m	0:47.69 [5] (0:11.64)	0:36.05 [5] (0:11.68)	0:24.37 [5] (0:11.72)	0:12.65 [6] (0:12.65)	7.09L	0:36.05 +4	

Scratched: Grenoble (#6), Wanda's Outlaw (#8)

[] Ranking at each section and finish
 -:-:-:- No data available at this section
 NA No data available

SCN Saddle cloth number
 DNF Did not finish
 DNT Did not track



Horse/Jockey Name	Torque Leica Star
Final Rank	1
Fastest Section Time (Section)	0:11.42 (400m)
Top Speed [km/h] (Section)	64.2 (800m)
Race State	Finished



Eagle Farm QLD Professional
Race 1: PINK RIBBON RACEWEEK BENCHMARK 65 Handicap - 2143m

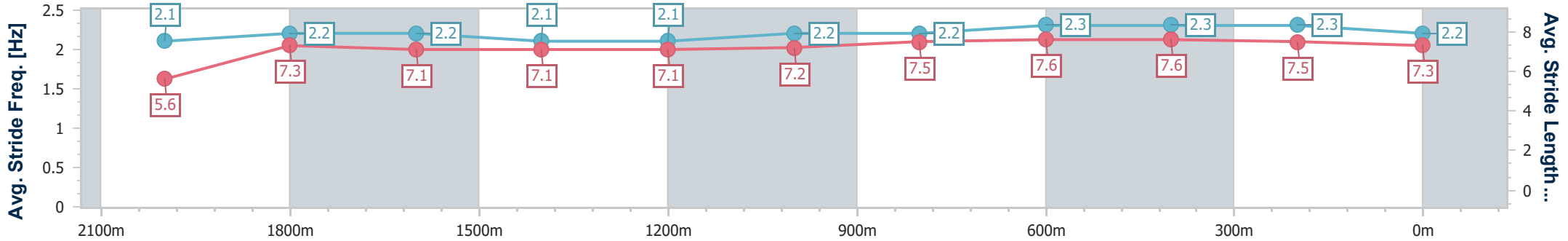
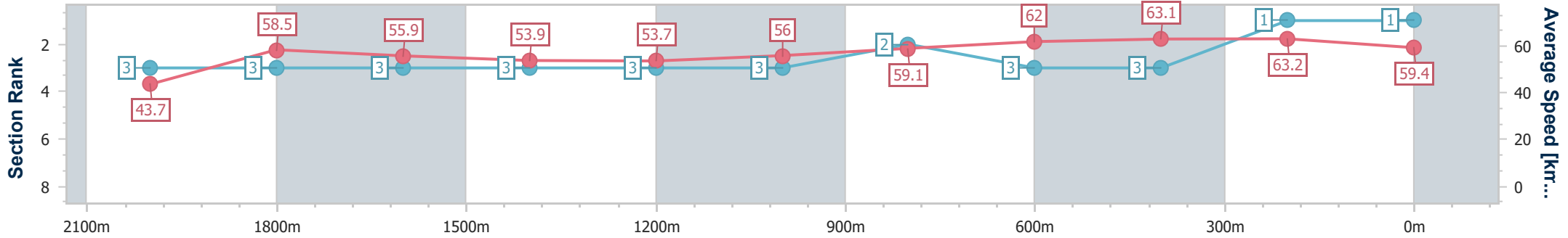


BRISBANE RACING CLUB

20 September 2024 - 12:32

Track Rating: Good 4, Weather: Fine, Rail Position: +7m Entire

Section	Overall	2000m	1800m	1600m	1400m	1200m	1000m	800m	600m	400m	200m
Section Times	2:15.85 [1] (0:11.80)	2:04.05 [3] (0:12.27)	1:51.78 [3] (0:13.03)	1:38.75 [3] (0:13.42)	1:25.33 [3] (0:13.40)	1:11.93 [3] (0:12.88)	0:59.05 [3] (0:12.23)	0:46.82 [2] (0:11.74)	0:35.08 [3] (0:11.47)	0:23.61 [3] (0:11.42)	0:12.19 [1] (0:12.19)
Average Speed [km/h]	43.7	58.5	55.9	53.9	53.7	56.0	59.1	62.0	63.1	63.2	59.4
Top Speed [km/h]	58.1	59.1	58.6	56.0	56.2	58.1	61.1	64.2	64.2	64.0	62.6
Avg. Dist. to Rail [m]	1.6	0.6	1.9	1.7	1.0	1.1	1.4	1.9	1.6	0.7	0.5
Avg. Stride Freq. [Hz]	2.1	2.2	2.2	2.1	2.1	2.2	2.2	2.3	2.3	2.3	2.2
Avg. Stride Length [m]	5.6	7.3	7.1	7.1	7.1	7.2	7.5	7.6	7.6	7.5	7.3



- [] Ranking at each section and finish
- .-.- No data available at this section
- NA No data available



Horse/Jockey Name	Lost Illusions
Final Rank	2
Fastest Section Time (Section)	0:11.52 (400m)
Top Speed [km/h] (Section)	63.4 (400m)
Race State	Finished



Eagle Farm QLD Professional
Race 1: PINK RIBBON RACEWEEK BENCHMARK 65 Handicap - 2143m

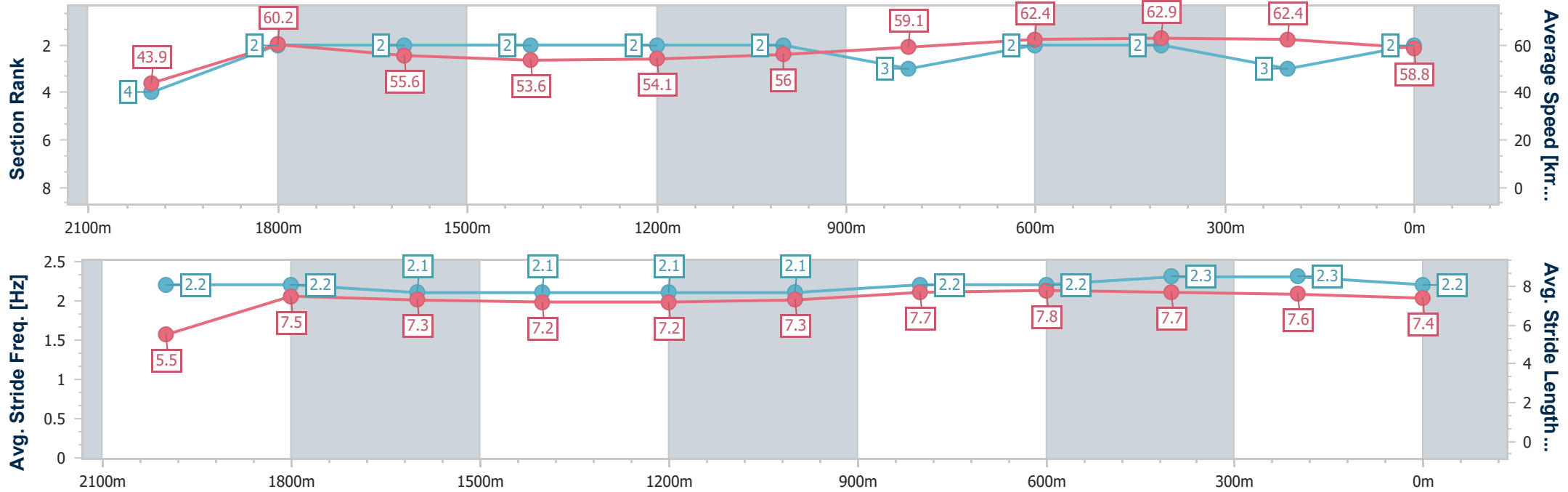


BRISBANE RACING CLUB

20 September 2024 - 12:32

Track Rating: Good 4, Weather: Fine, Rail Position: +7m Entire

Section	Overall	2000m	1800m	1600m	1400m	1200m	1000m	800m	600m	400m	200m
Section Times	2:16.06 [2] (0:11.82)	2:04.24 [4] (0:12.03)	1:52.21 [2] (0:13.09)	1:39.12 [2] (0:13.57)	1:25.55 [2] (0:13.35)	1:12.20 [2] (0:12.87)	0:59.33 [2] (0:12.32)	0:47.01 [3] (0:11.61)	0:35.40 [2] (0:11.57)	0:23.83 [2] (0:11.52)	0:12.31 [3] (0:12.31)
Average Speed [km/h]	43.9	60.2	55.6	53.6	54.1	56.0	59.1	62.4	62.9	62.4	58.8
Top Speed [km/h]	58.7	61.2	58.4	54.8	55.4	57.5	60.9	63.4	63.3	63.4	60.7
Avg. Dist. to Rail [m]	3.3	1.5	2.5	3.0	2.6	2.8	2.1	1.1	2.2	3.5	3.9
Avg. Stride Freq. [Hz]	2.2	2.2	2.1	2.1	2.1	2.1	2.2	2.2	2.3	2.3	2.2
Avg. Stride Length [m]	5.5	7.5	7.3	7.2	7.2	7.3	7.7	7.8	7.7	7.6	7.4



- [] Ranking at each section and finish
- .-.- No data available at this section
- NA No data available



Horse/Jockey Name	Kneze
Final Rank	3
Fastest Section Time (Section)	0:11.49 (600m)
Top Speed [km/h] (Section)	63.9 (600m)
Race State	Finished



Eagle Farm QLD Professional
Race 1: PINK RIBBON RACEWEEK BENCHMARK 65 Handicap - 2143m

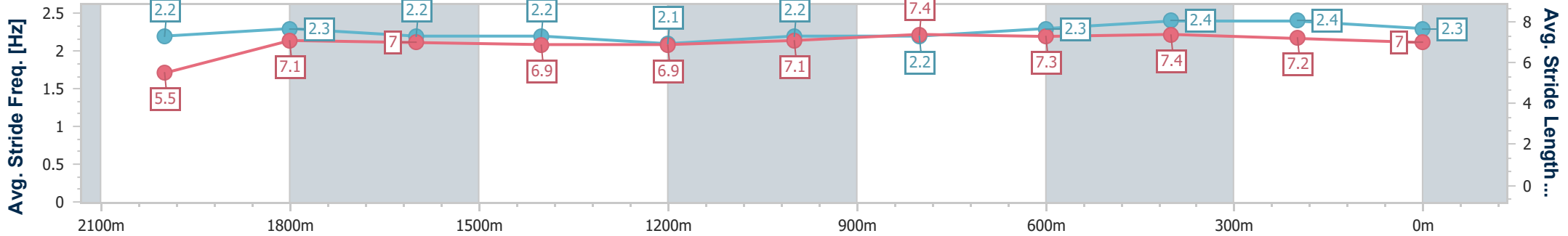
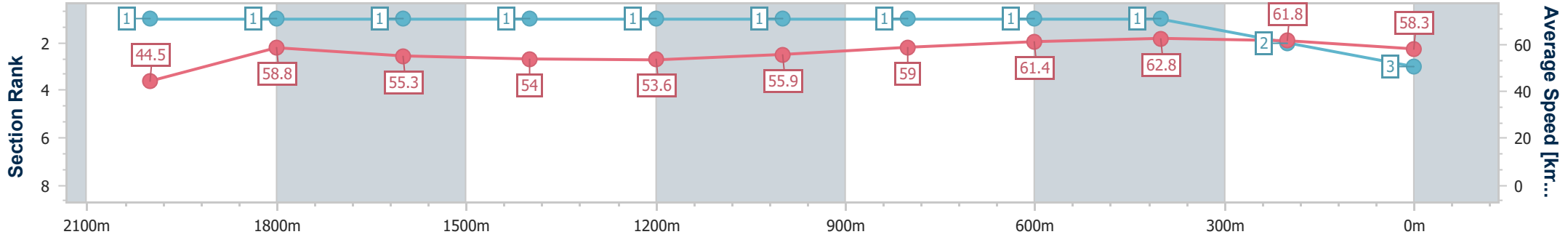


BRISBANE RACING CLUB

20 September 2024 - 12:32

Track Rating: Good 4, Weather: Fine, Rail Position: +7m Entire

Section	Overall	2000m	1800m	1600m	1400m	1200m	1000m	800m	600m	400m	200m
Section Times	2:16.11 [3] (0:11.54)	2:04.57 [1] (0:12.21)	1:52.36 [1] (0:13.07)	1:39.29 [1] (0:13.40)	1:25.89 [1] (0:13.45)	1:12.44 [1] (0:12.91)	0:59.53 [1] (0:12.28)	0:47.25 [1] (0:11.70)	0:35.55 [1] (0:11.49)	0:24.06 [1] (0:11.65)	0:12.41 [2] (0:12.41)
Average Speed [km/h]	44.5	58.8	55.3	54.0	53.6	55.9	59.0	61.4	62.8	61.8	58.3
Top Speed [km/h]	59.1	60.6	58.9	55.4	55.2	57.9	60.4	63.0	63.9	63.2	60.8
Avg. Dist. to Rail [m]	1.5	0.5	0.7	1.3	1.3	1.2	0.8	0.4	0.3	1.1	2.3
Avg. Stride Freq. [Hz]	2.2	2.3	2.2	2.2	2.1	2.2	2.2	2.3	2.4	2.4	2.3
Avg. Stride Length [m]	5.5	7.1	7.0	6.9	6.9	7.1	7.4	7.3	7.4	7.2	7.0



- [] Ranking at each section and finish
- .-.- No data available at this section
- NA No data available



Horse/Jockey Name	Delorme
Final Rank	4
Fastest Section Time (Section)	0:11.42 (400m)
Top Speed [km/h] (Section)	66.4 (400m)
Race State	Finished



Eagle Farm QLD Professional
Race 1: PINK RIBBON RACEWEEK BENCHMARK 65 Handicap - 2143m

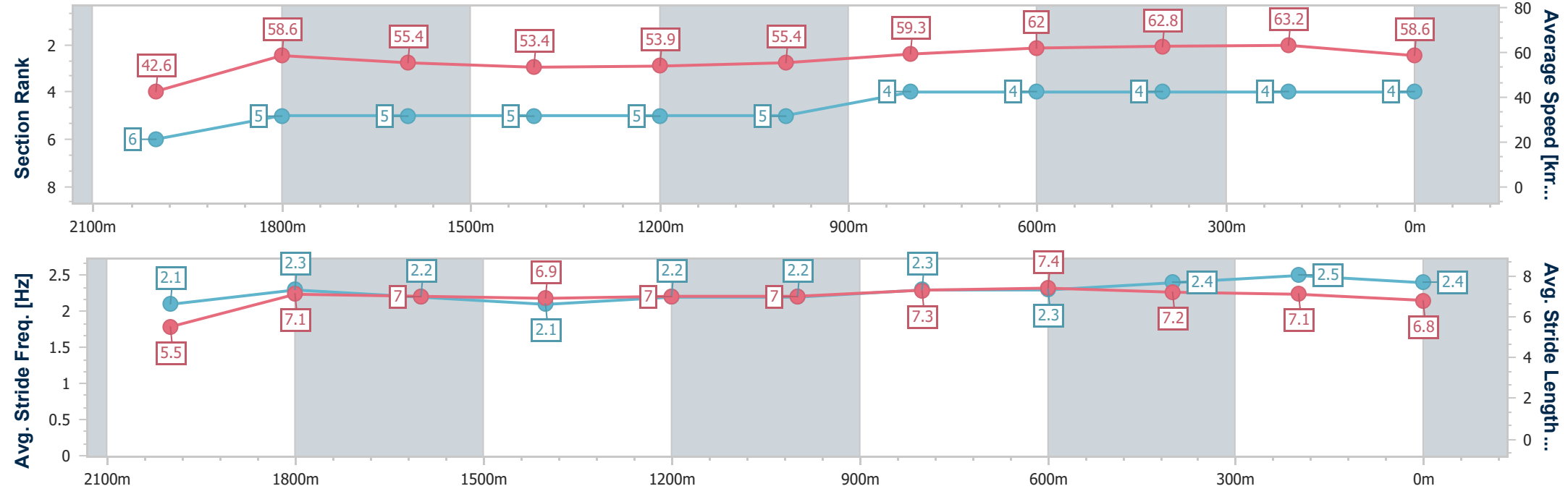


20 September 2024 - 12:32

Track Rating: Good 4, Weather: Fine, Rail Position: +7m Entire

BRISBANE RACING CLUB

Section	Overall	2000m	1800m	1600m	1400m	1200m	1000m	800m	600m	400m	200m
Section Times	2:16.28 [4] (0:12.07)	2:04.21 [6] (0:12.18)	1:52.03 [5] (0:13.03)	1:39.00 [5] (0:13.55)	1:25.45 [5] (0:13.40)	1:12.05 [5] (0:13.00)	0:59.05 [5] (0:12.13)	0:46.92 [4] (0:11.58)	0:35.34 [4] (0:11.59)	0:23.75 [4] (0:11.42)	0:12.33 [4] (0:12.33)
Average Speed [km/h]	42.6	58.6	55.4	53.4	53.9	55.4	59.3	62.0	62.8	63.2	58.6
Top Speed [km/h]	58.0	60.1	57.7	55.4	56.1	56.9	61.2	63.4	66.4	66.4	61.4
Avg. Dist. to Rail [m]	2.5	1.3	0.7	1.3	0.7	0.4	0.5	1.0	3.0	3.1	3.8
Avg. Stride Freq. [Hz]	2.1	2.3	2.2	2.1	2.2	2.2	2.3	2.3	2.4	2.5	2.4
Avg. Stride Length [m]	5.5	7.1	7.0	6.9	7.0	7.0	7.3	7.4	7.2	7.1	6.8



- [] Ranking at each section and finish
- .-.- No data available at this section
- NA No data available



Horse/Jockey Name	Around The Buoy
Final Rank	5
Fastest Section Time (Section)	0:11.47 (400m)
Top Speed [km/h] (Section)	64.5 (600m)
Race State	Finished



Eagle Farm QLD Professional
Race 1: PINK RIBBON RACEWEEK BENCHMARK 65 Handicap - 2143m

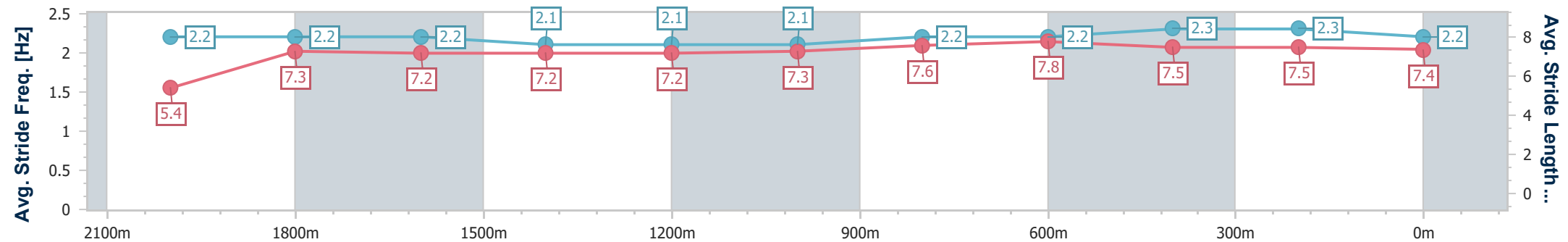
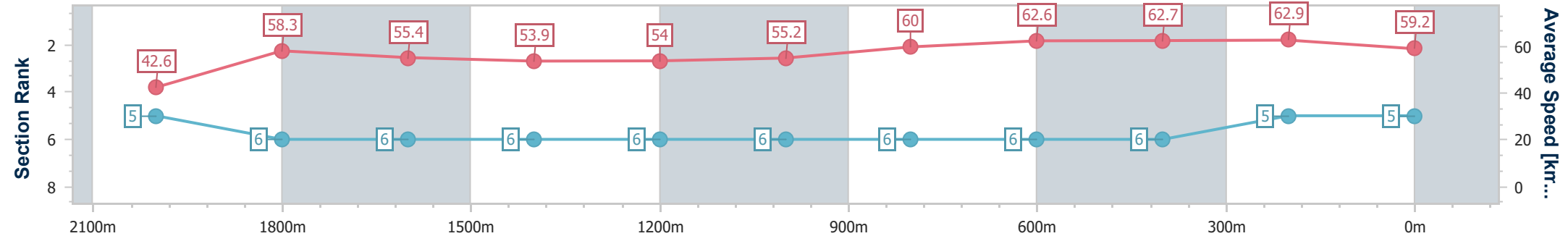


BRISBANE RACING CLUB

20 September 2024 - 12:32

Track Rating: Good 4, Weather: Fine, Rail Position: +7m Entire

Section	Overall	2000m	1800m	1600m	1400m	1200m	1000m	800m	600m	400m	200m
Section Times	2:16.59 [5] (0:12.05)	2:04.54 [5] (0:12.35)	1:52.19 [6] (0:13.14)	1:39.05 [6] (0:13.49)	1:25.56 [6] (0:13.34)	1:12.22 [6] (0:13.05)	0:59.17 [6] (0:12.12)	0:47.05 [6] (0:11.68)	0:35.37 [6] (0:11.70)	0:23.67 [6] (0:11.47)	0:12.20 [5] (0:12.20)
Average Speed [km/h]	42.6	58.3	55.4	53.9	54.0	55.2	60.0	62.6	62.7	62.9	59.2
Top Speed [km/h]	58.5	59.1	57.7	55.7	55.6	58.4	62.4	63.2	64.5	64.0	62.1
Avg. Dist. to Rail [m]	2.9	0.5	1.9	2.7	3.0	2.4	2.1	3.0	4.4	6.2	6.1
Avg. Stride Freq. [Hz]	2.2	2.2	2.2	2.1	2.1	2.1	2.2	2.2	2.3	2.3	2.2
Avg. Stride Length [m]	5.4	7.3	7.2	7.2	7.2	7.3	7.6	7.8	7.5	7.5	7.4



- [] Ranking at each section and finish
- .-.- No data available at this section
- NA No data available



Horse/Jockey Name	Royal Rift
Final Rank	6
Fastest Section Time (Section)	0:11.64 (800m)
Top Speed [km/h] (Section)	63.5 (600m)
Race State	Finished



Eagle Farm QLD Professional
Race 1: PINK RIBBON RACEWEEK BENCHMARK 65 Handicap - 2143m

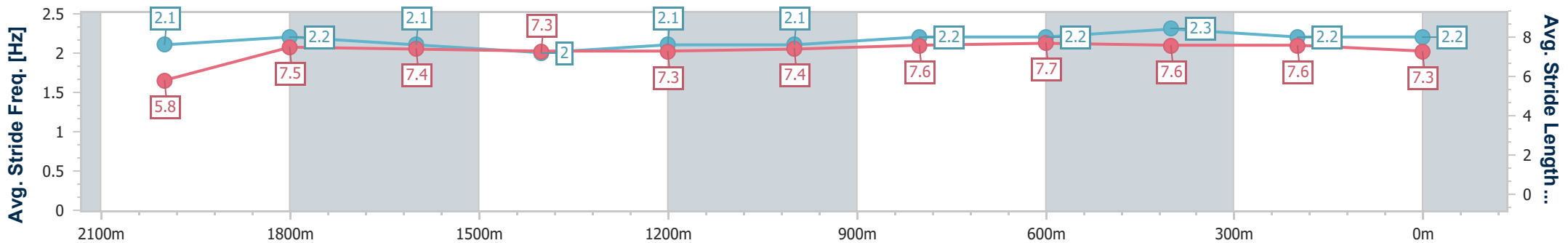
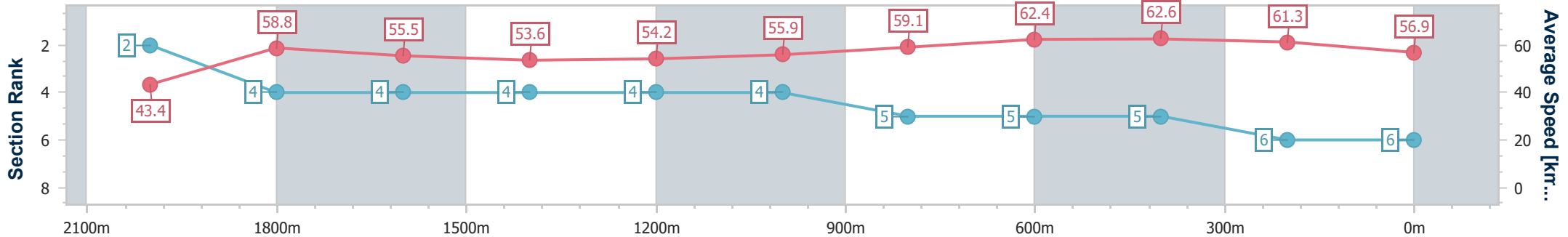


BRISBANE RACING CLUB

20 September 2024 - 12:32

Track Rating: Good 4, Weather: Fine, Rail Position: +7m Entire

Section	Overall	2000m	1800m	1600m	1400m	1200m	1000m	800m	600m	400m	200m
Section Times	2:17.06 [6] (0:11.75)	2:05.31 [2] (0:12.34)	1:52.97 [4] (0:13.10)	1:39.87 [4] (0:13.58)	1:26.29 [4] (0:13.36)	1:12.93 [4] (0:12.90)	1:00.03 [4] (0:12.34)	0:47.69 [5] (0:11.64)	0:36.05 [5] (0:11.68)	0:24.37 [5] (0:11.72)	0:12.65 [6] (0:12.65)
Average Speed [km/h]	43.4	58.8	55.5	53.6	54.2	55.9	59.1	62.4	62.6	61.3	56.9
Top Speed [km/h]	52.4	59.4	59.3	55.7	55.4	57.1	60.1	63.1	63.5	63.4	61.8
Avg. Dist. to Rail [m]	2.3	0.6	1.9	2.4	2.4	2.6	2.2	1.0	2.9	6.0	3.7
Avg. Stride Freq. [Hz]	2.1	2.2	2.1	2.0	2.1	2.1	2.2	2.2	2.3	2.2	2.2
Avg. Stride Length [m]	5.8	7.5	7.4	7.3	7.3	7.4	7.6	7.7	7.6	7.6	7.3



- [] Ranking at each section and finish
- .-.- No data available at this section
- NA No data available



Eagle Farm QLD Professional

Race 2: SPRING CARNIVAL BOOK NOW Class 5 Handicap - 1600m

20 September 2024 - 13:08



BRISBANE
RACING CLUB

Track Rating: Good 4, Weather: Fine, Rail Position: +7m Entire

Section	Overall	1400m	1200m	1000m	800m	600m	400m	Last 600m						
Field Times	1:35.45 (0:13.70)	1:21.75 (0:11.36)	1:10.39 (0:11.70)	0:58.69 (0:12.05)	0:46.64 (0:11.80)	0:34.84 (0:11.39)	0:23.45 (0:11.30)	0:34.84						
Rank	TAB	Horse/Jockey	Barrier	Top Speed [km/h]	Fastest Section								Distance Travelled [m]	
1	9	SATAY CHICKEN Kyle Wilson-Taylor	7	67.5 600m	0:10.99 400m	1:35.45 [1] (0:14.45)	1:21.00 [7] (0:11.79)	1:09.21 [7] (0:11.93)	0:57.28 [7] (0:12.01)	0:45.27 [7] (0:11.40)	0:33.87 [6] (0:11.00)	0:22.87 [5] (0:10.99)	0:33.87	
2	5	BLAZEN BOOTS Emily Lang	2	66.4 400m	0:11.14 600m	1:35.48 [2] (0:13.96)	1:21.52 [2] (0:11.55)	1:09.97 [3] (0:11.84)	0:58.13 [3] (0:12.13)	0:46.00 [3] (0:11.70)	0:34.30 [3] (0:11.14)	0:23.16 [3] (0:11.14)	0:34.30	+2
3	3	FLASHING STEEL Jag Guthmann-Chester	5	66.6 400m	0:11.30 400m	1:35.65 [3] (0:13.70)	1:21.95 [1] (0:11.36)	1:10.59 [1] (0:11.70)	0:58.89 [1] (0:12.05)	0:46.84 [1] (0:11.80)	0:35.04 [1] (0:11.39)	0:23.65 [1] (0:11.30)	0:35.04	+1
4	7	PORKY Angela Jones	4	65.6 400m	0:11.27 600m	1:35.78 [4] (0:14.01)	1:21.77 [3] (0:11.34)	1:10.43 [2] (0:11.71)	0:58.72 [2] (0:11.96)	0:46.76 [2] (0:11.79)	0:34.97 [2] (0:11.27)	0:23.70 [2] (0:11.33)	0:34.97	+0
5	6	JOHNNY DASH Tahlia Fenlon	6	67.2 400m	0:10.95 400m	1:35.82 [5] (0:14.28)	1:21.54 [6] (0:11.61)	1:09.93 [5] (0:11.91)	0:58.02 [6] (0:12.00)	0:46.02 [4] (0:11.83)	0:34.19 [7] (0:11.02)	0:23.17 [6] (0:10.95)	0:34.19	-2
6	4	CENTRESTONE Andrew Mallyon	3	67.4 400m	0:11.00 400m	1:35.86 [6] (0:14.27)	1:21.59 [5] (0:11.68)	1:09.91 [6] (0:11.79)	0:58.12 [4] (0:12.12)	0:46.00 [6] (0:11.57)	0:34.43 [4] (0:11.11)	0:23.32 [4] (0:11.00)	0:34.43	-1
7	2	SEBRING GIRL Bailey Wheeler	1	66.4 400m	0:11.05 400m	1:35.91 [7] (0:14.13)	1:21.78 [4] (0:11.70)	1:10.08 [4] (0:11.94)	0:58.14 [5] (0:12.07)	0:46.07 [5] (0:11.63)	0:34.44 [5] (0:11.19)	0:23.25 [7] (0:11.05)	0:34.44	-7

Scratched: Cranky Harry (#1), Roller Coaster (#8)



Eagle Farm QLD Professional

Race 2: SPRING CARNIVAL BOOK NOW Class 5 Handicap - 1600m

20 September 2024 - 13:08



BRISBANE
RACING CLUB

Track Rating: Good 4, Weather: Fine, Rail Position: +7m Entire

Section							200m			Last 600m
Field Times							0:12.15 (0:12.15)			0:34.84
Rank	TAB	Horse/Jockey	Barrier	Top Speed [km/h]	Fastest Section	Margin			Distance Travelled [m]	
1	9	SATAY CHICKEN Kyle Wilson-Taylor	7	67.5 600m	0:10.99 400m	0:11.88 [5] (0:11.88)	1:35.45			0:33.87
2	5	BLAZEN BOOTS Emily Lang	2	66.4 400m	0:11.14 600m	0:12.02 [3] (0:12.02)	0.15L			0:34.30 +2
3	3	FLASHING STEEL Jag Guthmann-Chester	5	66.6 400m	0:11.30 400m	0:12.35 [1] (0:12.35)	1.13L			0:35.04 +1
4	7	PORKY Angela Jones	4	65.6 400m	0:11.27 600m	0:12.37 [2] (0:12.37)	1.93L			0:34.97 +0
5	6	JOHNNY DASH Tahlia Fenlon	6	67.2 400m	0:10.95 400m	0:12.22 [6] (0:12.22)	2.13L			0:34.19 -2
6	4	CENTRESTONE Andrew Mallyon	3	67.4 400m	0:11.00 400m	0:12.32 [4] (0:12.32)	2.37L			0:34.43 -1
7	2	SEBRING GIRL Bailey Wheeler	1	66.4 400m	0:11.05 400m	0:12.20 [7] (0:12.20)	2.67L			0:34.44 -7

Scratched: Cranky Harry (#1), Roller Coaster (#8)



Horse/Jockey Name	Satay Chicken
Final Rank	1
Fastest Section Time (Section)	0:10.99 (400m)
Top Speed [km/h] (Section)	67.5 (600m)
Race State	Finished



Eagle Farm QLD Professional
Race 2: SPRING CARNIVAL BOOK NOW Class 5 Handicap - 1600m

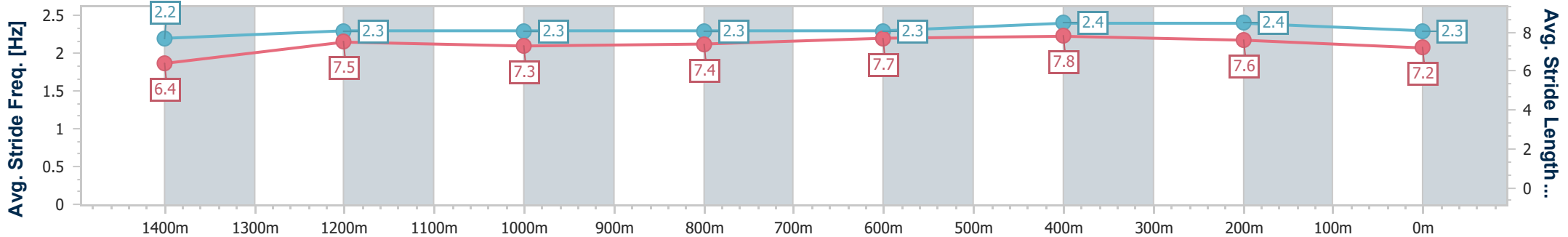
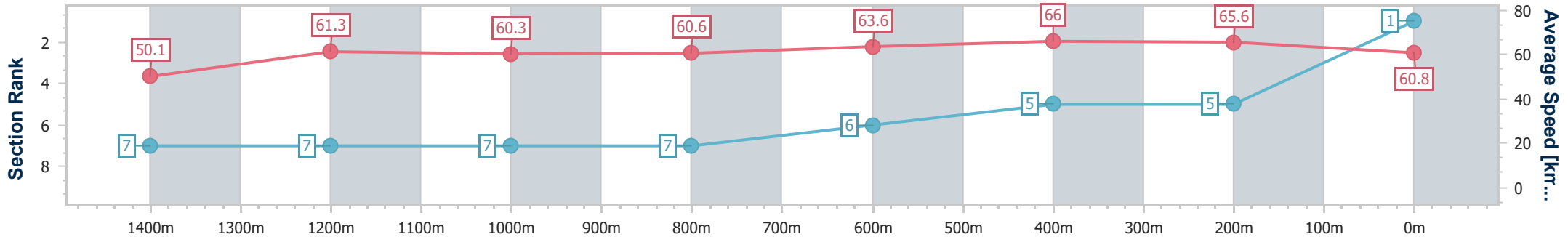
20 September 2024 - 13:08

Track Rating: Good 4, Weather: Fine, Rail Position: +7m Entire



BRISBANE RACING CLUB

Section	Overall	1400m	1200m	1000m	800m	600m	400m	200m
Section Times	1:35.45 [1] (0:14.45)	1:21.00 [7] (0:11.79)	1:09.21 [7] (0:11.93)	0:57.28 [7] (0:12.01)	0:45.27 [7] (0:11.40)	0:33.87 [6] (0:11.00)	0:22.87 [5] (0:10.99)	0:11.88 [5] (0:11.88)
Average Speed [km/h]	50.1	61.3	60.3	60.6	63.6	66.0	65.6	60.8
Top Speed [km/h]	61.5	61.7	61.5	62.9	65.5	67.5	67.4	63.4
Avg. Dist. to Rail [m]	10.4	2.6	2.6	2.3	1.6	1.9	5.8	6.5
Avg. Stride Freq. [Hz]	2.2	2.3	2.3	2.3	2.3	2.4	2.4	2.3
Avg. Stride Length [m]	6.4	7.5	7.3	7.4	7.7	7.8	7.6	7.2



- [] Ranking at each section and finish
- .-.- No data available at this section
- NA No data available



Horse/Jockey Name	Blazen Boots
Final Rank	2
Fastest Section Time (Section)	0:11.14 (600m)
Top Speed [km/h] (Section)	66.4 (400m)
Race State	Finished



Eagle Farm QLD Professional
Race 2: SPRING CARNIVAL BOOK NOW Class 5 Handicap - 1600m

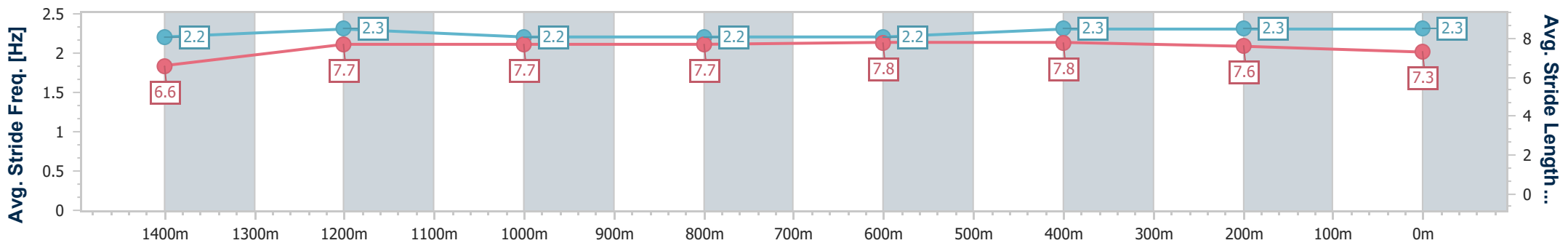
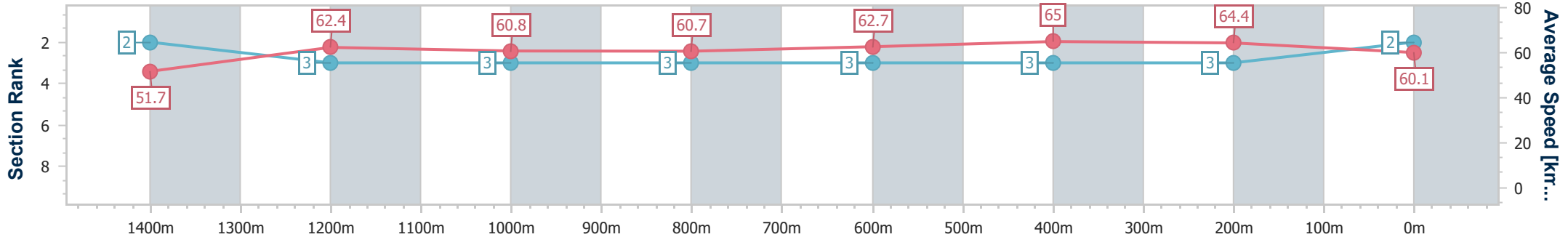
20 September 2024 - 13:08

Track Rating: Good 4, Weather: Fine, Rail Position: +7m Entire



BRISBANE RACING CLUB

Section	Overall	1400m	1200m	1000m	800m	600m	400m	200m
Section Times	1:35.48 [2] (0:13.96)	1:21.52 [2] (0:11.55)	1:09.97 [3] (0:11.84)	0:58.13 [3] (0:12.13)	0:46.00 [3] (0:11.70)	0:34.30 [3] (0:11.14)	0:23.16 [3] (0:11.14)	0:12.02 [3] (0:12.02)
Average Speed [km/h]	51.7	62.4	60.8	60.7	62.7	65.0	64.4	60.1
Top Speed [km/h]	64.3	64.4	62.1	62.5	64.4	65.8	66.4	62.6
Avg. Dist. to Rail [m]	6.5	2.7	2.8	4.0	4.4	0.9	3.6	4.9
Avg. Stride Freq. [Hz]	2.2	2.3	2.2	2.2	2.2	2.3	2.3	2.3
Avg. Stride Length [m]	6.6	7.7	7.7	7.7	7.8	7.8	7.6	7.3



- [] Ranking at each section and finish
- .-.- No data available at this section
- NA No data available



Horse/Jockey Name	Flashing Steel
Final Rank	3
Fastest Section Time (Section)	0:11.30 (400m)
Top Speed [km/h] (Section)	66.6 (400m)
Race State	Finished

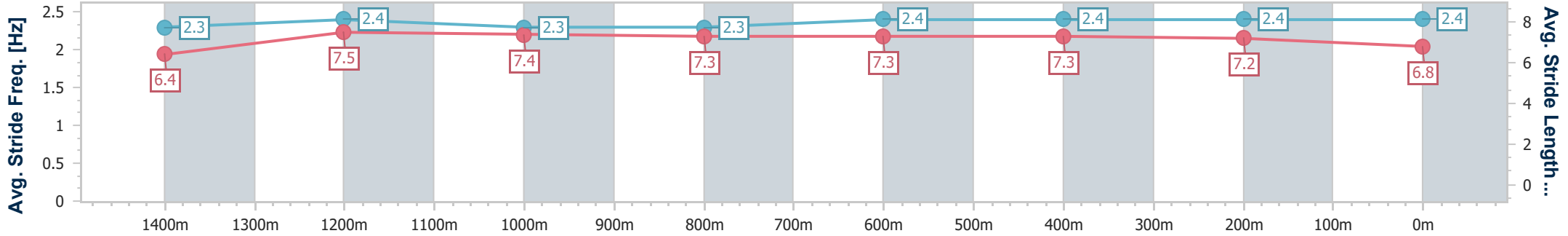
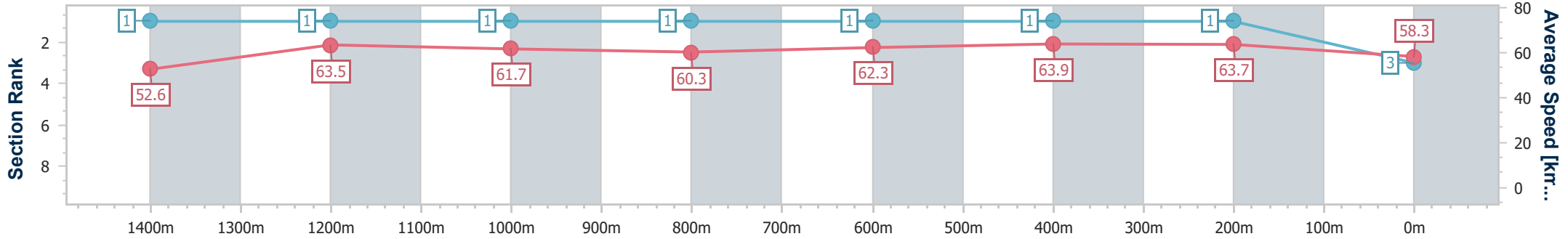


Eagle Farm QLD Professional
 Race 2: SPRING CARNIVAL BOOK NOW Class 5 Handicap - 1600m
 20 September 2024 - 13:08
 Track Rating: Good 4, Weather: Fine, Rail Position: +7m Entire



BRISBANE
RACING CLUB

Section	Overall	1400m	1200m	1000m	800m	600m	400m	200m
Section Times	1:35.65 [3] (0:13.70)	1:21.95 [1] (0:11.36)	1:10.59 [1] (0:11.70)	0:58.89 [1] (0:12.05)	0:46.84 [1] (0:11.80)	0:35.04 [1] (0:11.39)	0:23.65 [1] (0:11.30)	0:12.35 [1] (0:12.35)
Average Speed [km/h]	52.6	63.5	61.7	60.3	62.3	63.9	63.7	58.3
Top Speed [km/h]	64.1	65.0	63.5	61.6	65.6	65.2	66.6	61.4
Avg. Dist. to Rail [m]	9.5	1.3	0.2	2.5	4.1	2.5	2.6	2.0
Avg. Stride Freq. [Hz]	2.3	2.4	2.3	2.3	2.4	2.4	2.4	2.4
Avg. Stride Length [m]	6.4	7.5	7.4	7.3	7.3	7.3	7.2	6.8



- [] Ranking at each section and finish
- .-.- No data available at this section
- NA No data available



Horse/Jockey Name	Porky
Final Rank	4
Fastest Section Time (Section)	0:11.27 (600m)
Top Speed [km/h] (Section)	65.6 (400m)
Race State	Finished

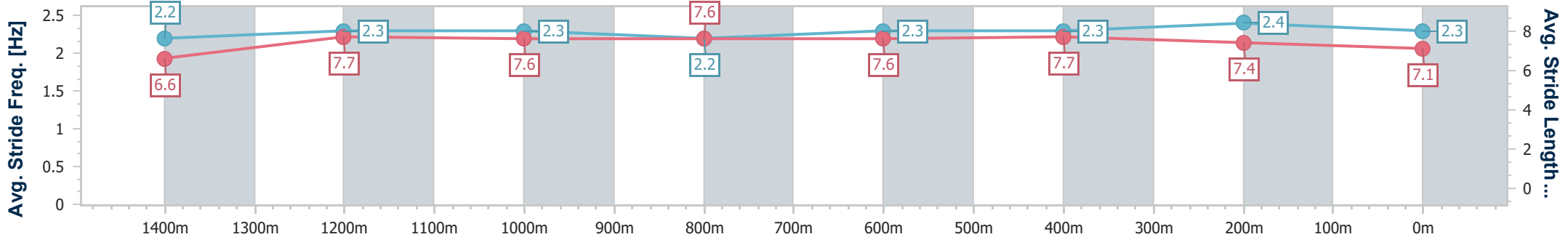
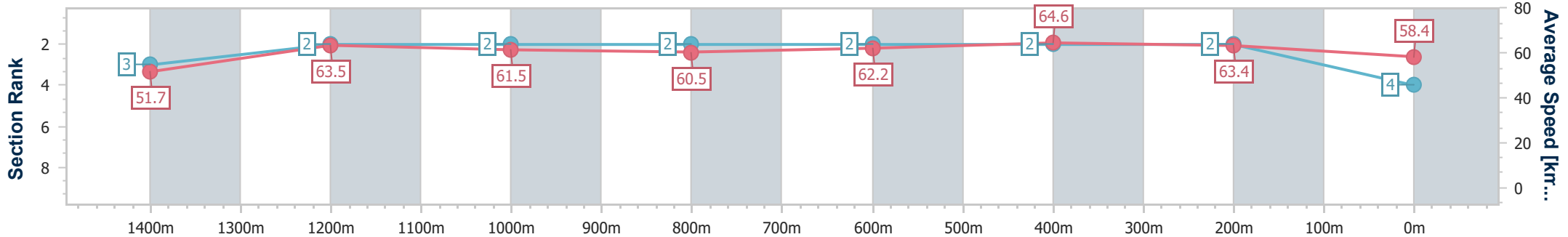


Eagle Farm QLD Professional
 Race 2: SPRING CARNIVAL BOOK NOW Class 5 Handicap - 1600m
 20 September 2024 - 13:08
 Track Rating: Good 4, Weather: Fine, Rail Position: +7m Entire



BRISBANE RACING CLUB

Section	Overall	1400m	1200m	1000m	800m	600m	400m	200m
Section Times	1:35.78 [4] (0:14.01)	1:21.77 [3] (0:11.34)	1:10.43 [2] (0:11.71)	0:58.72 [2] (0:11.96)	0:46.76 [2] (0:11.79)	0:34.97 [2] (0:11.27)	0:23.70 [2] (0:11.33)	0:12.37 [2] (0:12.37)
Average Speed [km/h]	51.7	63.5	61.5	60.5	62.2	64.6	63.4	58.4
Top Speed [km/h]	64.7	64.6	62.8	61.5	64.0	65.6	65.6	61.8
Avg. Dist. to Rail [m]	9.1	2.2	1.1	1.0	3.7	2.2	3.1	2.7
Avg. Stride Freq. [Hz]	2.2	2.3	2.3	2.2	2.3	2.3	2.4	2.3
Avg. Stride Length [m]	6.6	7.7	7.6	7.6	7.6	7.7	7.4	7.1



- [] Ranking at each section and finish
- .-.- No data available at this section
- NA No data available



Horse/Jockey Name	Johnny Dash
Final Rank	5
Fastest Section Time (Section)	0:10.95 (400m)
Top Speed [km/h] (Section)	67.2 (400m)
Race State	Finished



Eagle Farm QLD Professional
Race 2: SPRING CARNIVAL BOOK NOW Class 5 Handicap - 1600m

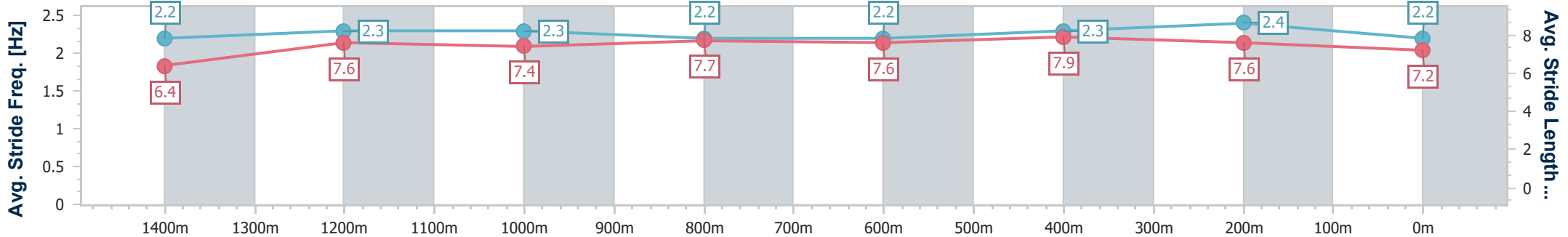
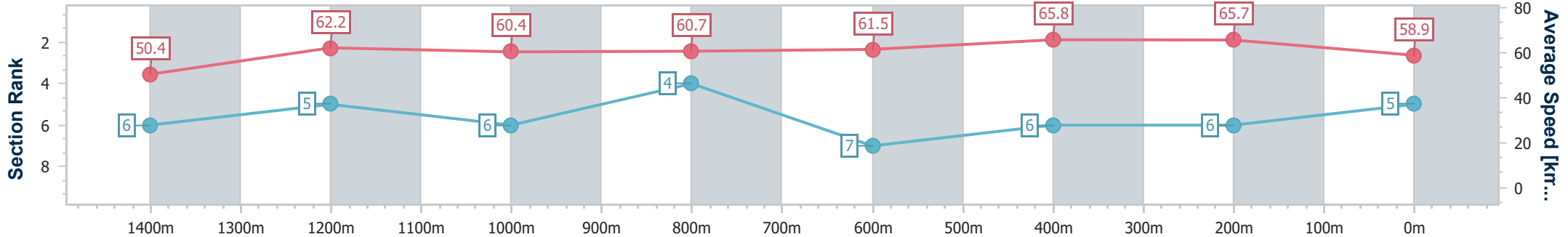
20 September 2024 - 13:08

Track Rating: Good 4, Weather: Fine, Rail Position: +7m Entire



BRISBANE RACING CLUB

Section	Overall	1400m	1200m	1000m	800m	600m	400m	200m
Section Times	1:35.82 [5] (0:14.28)	1:21.54 [6] (0:11.61)	1:09.93 [5] (0:11.91)	0:58.02 [6] (0:12.00)	0:46.02 [4] (0:11.83)	0:34.19 [7] (0:11.02)	0:23.17 [6] (0:10.95)	0:12.22 [6] (0:12.22)
Average Speed [km/h]	50.4	62.2	60.4	60.7	61.5	65.8	65.7	58.9
Top Speed [km/h]	64.1	63.0	62.4	61.7	64.6	66.7	67.2	62.8
Avg. Dist. to Rail [m]	8.4	1.3	1.0	1.9	2.8	1.2	3.6	3.5
Avg. Stride Freq. [Hz]	2.2	2.3	2.3	2.2	2.2	2.3	2.4	2.2
Avg. Stride Length [m]	6.4	7.6	7.4	7.7	7.6	7.9	7.6	7.2



- [] Ranking at each section and finish
- .-.- No data available at this section
- NA No data available



Horse/Jockey Name	Centrestone
Final Rank	6
Fastest Section Time (Section)	0:11.00 (400m)
Top Speed [km/h] (Section)	67.4 (400m)
Race State	Finished

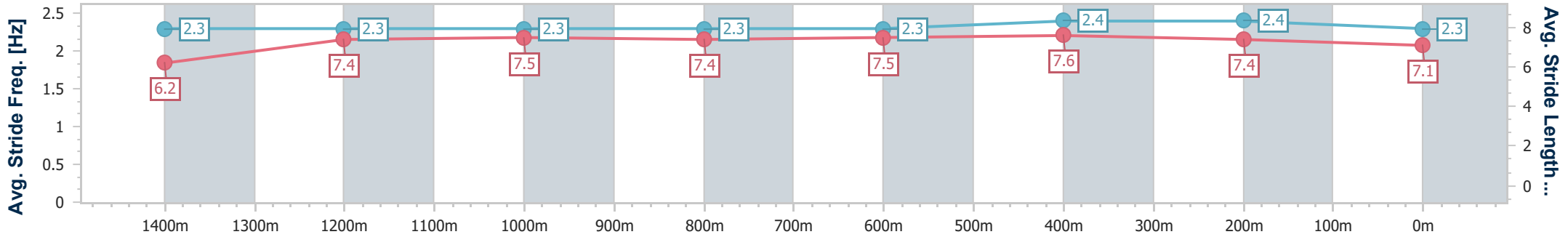
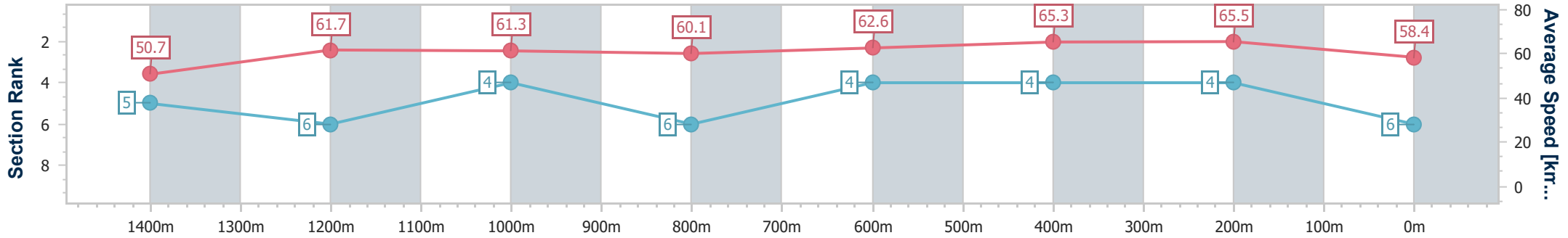


Eagle Farm QLD Professional
 Race 2: SPRING CARNIVAL BOOK NOW Class 5 Handicap - 1600m
 20 September 2024 - 13:08
 Track Rating: Good 4, Weather: Fine, Rail Position: +7m Entire



BRISBANE RACING CLUB

Section	Overall	1400m	1200m	1000m	800m	600m	400m	200m
Section Times	1:35.86 [6] (0:14.27)	1:21.59 [5] (0:11.68)	1:09.91 [6] (0:11.79)	0:58.12 [4] (0:12.12)	0:46.00 [6] (0:11.57)	0:34.43 [4] (0:11.11)	0:23.32 [4] (0:11.00)	0:12.32 [4] (0:12.32)
Average Speed [km/h]	50.7	61.7	61.3	60.1	62.6	65.3	65.5	58.4
Top Speed [km/h]	62.4	62.8	62.5	61.5	65.3	66.7	67.4	62.4
Avg. Dist. to Rail [m]	8.1	3.4	3.2	2.5	1.6	1.8	5.4	6.0
Avg. Stride Freq. [Hz]	2.3	2.3	2.3	2.3	2.3	2.4	2.4	2.3
Avg. Stride Length [m]	6.2	7.4	7.5	7.4	7.5	7.6	7.4	7.1



- [] Ranking at each section and finish
- .-.- No data available at this section
- NA No data available



Horse/Jockey Name	Sebring Girl
Final Rank	7
Fastest Section Time (Section)	0:11.05 (400m)
Top Speed [km/h] (Section)	66.4 (400m)
Race State	Finished



Eagle Farm QLD Professional
Race 2: SPRING CARNIVAL BOOK NOW Class 5 Handicap - 1600m

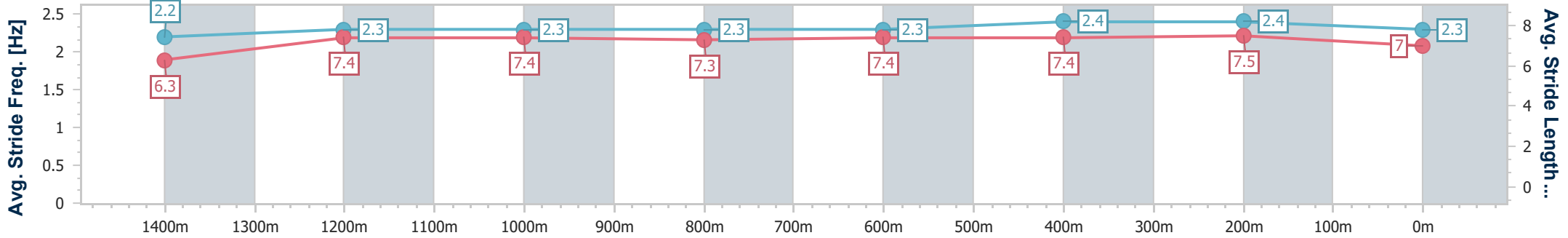
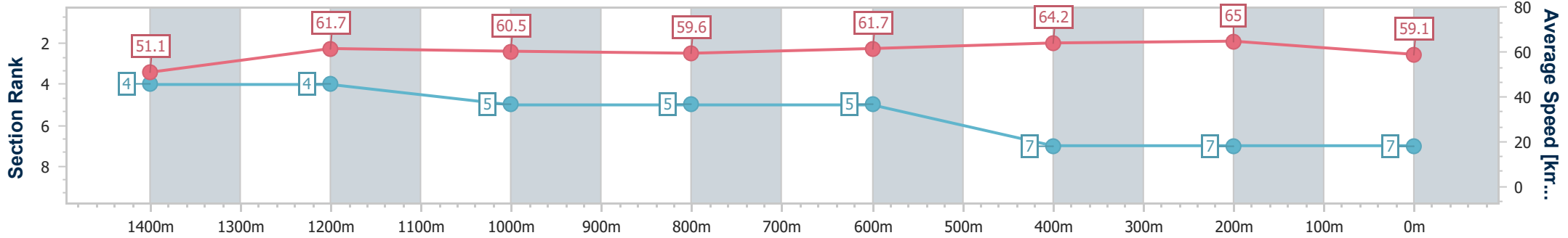
20 September 2024 - 13:08

Track Rating: Good 4, Weather: Fine, Rail Position: +7m Entire



BRISBANE RACING CLUB

Section	Overall	1400m	1200m	1000m	800m	600m	400m	200m
Section Times	1:35.91 [7] (0:14.13)	1:21.78 [4] (0:11.70)	1:10.08 [4] (0:11.94)	0:58.14 [5] (0:12.07)	0:46.07 [5] (0:11.63)	0:34.44 [5] (0:11.19)	0:23.25 [7] (0:11.05)	0:12.20 [7] (0:12.20)
Average Speed [km/h]	51.1	61.7	60.5	59.6	61.7	64.2	65.0	59.1
Top Speed [km/h]	62.1	62.4	61.3	61.1	62.8	66.0	66.4	62.7
Avg. Dist. to Rail [m]	6.0	0.8	1.4	0.4	0.5	1.2	0.5	0.4
Avg. Stride Freq. [Hz]	2.2	2.3	2.3	2.3	2.3	2.4	2.4	2.3
Avg. Stride Length [m]	6.3	7.4	7.4	7.3	7.4	7.4	7.5	7.0



- [] Ranking at each section and finish
- .-.- No data available at this section
- NA No data available



Eagle Farm QLD Professional

Race 3: THE GIBSON QTIS Three-Year-Old Maiden Plate - 1400m

20 September 2024 - 13:42



BRISBANE
RACING CLUB

Track Rating: Good 4, Weather: Fine, Rail Position: +7m Entire

Section												Last 600m	
Field Times		Overall	1200m	1000m	800m	600m	400m						
		1:23.79 (0:13.74)	1:10.05 (0:11.05)	0:59.00 (0:11.81)	0:47.19 (0:12.00)	0:35.19 (0:11.31)	0:23.88 (0:11.58)						0:35.19
Rank	TAB Horse/Jockey	Barrier	Top Speed [km/h]	Fastest Section									Distance Travelled [m]
1	15 RAPID CHEVAL Martin Harley	17	67.4 600m	0:11.19 400m	1:23.79 [1] (0:13.85)	1:09.94 [3] (0:11.47)	0:58.47 [5] (0:11.80)	0:46.67 [6] (0:12.01)	0:34.66 [6] (0:11.25)	0:23.41 [6] (0:11.19)	0:34.66		
2	10 AIMA SUN Jade Hampson	11	67.3 1200m	0:11.02 1200m	1:23.95 [2] (0:13.77)	1:10.18 [2] (0:11.02)	0:59.16 [1] (0:11.81)	0:47.35 [1] (0:12.00)	0:35.35 [1] (0:11.31)	0:24.04 [1] (0:11.58)	0:35.35 +0		
3	4 HENLEY ROOM Michael Rodd	2	66.8 400m	0:11.13 400m	1:24.06 [3] (0:14.31)	1:09.75 [8] (0:11.40)	0:58.35 [8] (0:11.65)	0:46.70 [7] (0:12.05)	0:34.65 [7] (0:11.46)	0:23.19 [7] (0:11.13)	0:34.65 -2		
4	3 HE'SGOTTHESAY Taylor Marshall	3	65.7 1200m	0:11.24 1200m	1:24.23 [4] (0:13.94)	1:10.29 [5] (0:11.24)	0:59.05 [4] (0:11.64)	0:47.41 [3] (0:11.98)	0:35.43 [3] (0:11.28)	0:24.15 [2] (0:11.50)	0:35.43 -6		
5	5 LARIDAE Noel Callow	6	71.3 Overall	0:11.25 1200m	1:24.31 [5] (0:13.87)	1:10.44 [4] (0:11.25)	0:59.19 [3] (0:11.85)	0:47.34 [5] (0:12.10)	0:35.24 [5] (0:11.30)	0:23.94 [5] (0:11.49)	0:35.24 +3		
6	8 ROTHWEILER Georgina Cartwright	4	66.5 1200m	0:11.33 600m	1:24.59 [6] (0:14.00)	1:10.59 [6] (0:11.35)	0:59.24 [6] (0:11.57)	0:47.67 [4] (0:12.12)	0:35.55 [4] (0:11.33)	0:24.22 [4] (0:11.44)	0:35.55 +2		
7	11 DRACENA Michael Murphy	7	66.0 400m	0:11.32 600m	1:24.69 [7] (0:14.42)	1:10.27 [10] (0:11.38)	0:58.89 [9] (0:11.65)	0:47.24 [9] (0:12.11)	0:35.13 [8] (0:11.32)	0:23.81 [8] (0:11.43)	0:35.13 -3		
8	1 BETTER DRAW James Orman	14	64.5 600m	0:11.45 400m	1:24.89 [8] (0:14.38)	1:10.51 [9] (0:11.63)	0:58.88 [11] (0:11.77)	0:47.11 [11] (0:11.89)	0:35.22 [11] (0:11.46)	0:23.76 [11] (0:11.45)	0:35.22 -1		
9	7 NEO VICI Kyle Wilson-Taylor	5	65.8 600m	0:11.37 600m	1:24.99 [9] (0:14.67)	1:10.32 [12] (0:11.63)	0:58.69 [13] (0:11.70)	0:46.99 [13] (0:11.89)	0:35.10 [13] (0:11.37)	0:23.73 [12] (0:11.39)	0:35.10 -2		
10	6 MISSION POSSIBLE Adin Thompson	8	66.3 600m	0:11.32 600m	1:25.05 [10] (0:14.20)	1:10.85 [7] (0:11.39)	0:59.46 [7] (0:11.85)	0:47.61 [8] (0:12.14)	0:35.47 [10] (0:11.32)	0:24.15 [9] (0:11.50)	0:35.47 +1		

Scratched: Golden Sun (#2), Royal Gladiator (#9), Maconda (#14), Top Level (#16)

[] Ranking at each section and finish
 -:-:- No data available at this section
 NA No data available

SCN Saddle cloth number
 DNF Did not finish
 DNT Did not track



Eagle Farm QLD Professional

Race 3: THE GIBSON QTIS Three-Year-Old Maiden Plate - 1400m

20 September 2024 - 13:42



BRISBANE
RACING CLUB

Track Rating: Good 4, Weather: Fine, Rail Position: +7m Entire

Section	Overall	1200m	1000m	800m	600m	400m	Last 600m
Field Times	1:23.79 (0:13.74)	1:10.05 (0:11.05)	0:59.00 (0:11.81)	0:47.19 (0:12.00)	0:35.19 (0:11.31)	0:23.88 (0:11.58)	0:35.19

Rank	TAB	Horse/Jockey	Barrier	Top Speed [km/h]	Fastest Section	Overall	1200m	1000m	800m	600m	400m	Last 600m	Distance Travelled [m]
11	17	CALL SIGN Andrew Mallyon	10	65.6 400m	0:11.43 1200m	1:25.15 [11] (0:14.54)	1:10.61 [11] (0:11.43)	0:59.18 [10] (0:11.59)	0:47.59 [10] (0:12.02)	0:35.57 [9] (0:11.49)	0:24.08 [10] (0:11.48)	0:35.57	-6
12	12	FIREUPZOUS Samantha Collett	13	67.1 Overall	0:11.12 1200m	1:25.27 [12] (0:13.74)	1:11.53 [1] (0:11.12)	1:00.41 [2] (0:11.86)	0:48.55 [2] (0:12.03)	0:36.52 [2] (0:11.40)	0:25.12 [3] (0:11.89)	0:36.52	-2
13	13	GRANDMA'S LOVE Cejay Graham	1	66.1 1200m	0:11.31 1200m	1:26.16 [13] (0:14.99)	1:11.17 [13] (0:11.31)	0:59.86 [12] (0:11.58)	0:48.28 [12] (0:11.86)	0:36.42 [12] (0:11.72)	0:24.70 [13] (0:11.90)	0:36.42	+1

Scratched: Golden Sun (#2), Royal Gladiator (#9), Maconda (#14), Top Level (#16)

[] Ranking at each section and finish
 -:-:- No data available at this section
 NA No data available

SCN Saddle cloth number
 DNF Did not finish
 DNT Did not track



Eagle Farm QLD Professional

Race 3: THE GIBSON QTIS Three-Year-Old Maiden Plate - 1400m

20 September 2024 - 13:42



BRISBANE
RACING CLUB

Track Rating: Good 4, Weather: Fine, Rail Position: +7m Entire

Section				200m				Last 600m	
Field Times				0:12.30 (0:12.30)				0:35.19	
Rank	TAB	Horse/Jockey	Barrier	Top Speed [km/h]	Fastest Section	Margin			Distance Travelled [m]
1	15	RAPID CHEVAL Martin Harley	17	67.4 600m	0:11.19 400m	0:12.22 [2] (0:12.22)	1:23.79		0:34.66
2	10	AIMA SUN Jade Hampson	11	67.3 1200m	0:11.02 1200m	0:12.46 [1] (0:12.46)	0.94L		0:35.35 +0
3	4	HENLEY ROOM Michael Rodd	2	66.8 400m	0:11.13 400m	0:12.06 [6] (0:12.06)	1.56L		0:34.65 -2
4	3	HE'SGOTTHESAY Taylor Marshall	3	65.7 1200m	0:11.24 1200m	0:12.65 [3] (0:12.65)	2.59L		0:35.43 -6
5	5	LARIDAE Noel Callow	6	71.3 Overall	0:11.25 1200m	0:12.45 [5] (0:12.45)	3.07L		0:35.24 +3
6	8	ROTHWEILER Georgina Cartwright	4	66.5 1200m	0:11.33 600m	0:12.78 [4] (0:12.78)	4.7L		0:35.55 +2
7	11	DRACENA Michael Murphy	7	66.0 400m	0:11.32 600m	0:12.38 [8] (0:12.38)	5.28L		0:35.13 -3
8	1	BETTER DRAW James Orman	14	64.5 600m	0:11.45 400m	0:12.31 [11] (0:12.31)	6.46L		0:35.22 -1
9	7	NEO VICI Kyle Wilson-Taylor	5	65.8 600m	0:11.37 600m	0:12.34 [12] (0:12.34)	7.08L		0:35.10 -2
10	6	MISSION POSSIBLE Adin Thompson	8	66.3 600m	0:11.32 600m	0:12.65 [9] (0:12.65)	7.41L		0:35.47 +1

Scratched: Golden Sun (#2), Royal Gladiator (#9), Maconda (#14), Top Level (#16)

Report Created: Fri 20 September 2024 14:22 GMT (Note: Timing is based on position data)

Page 3/17

[] Ranking at each section and finish
 -:-:- No data available at this section
 NA No data available

SCN Saddle cloth number
 DNF Did not finish
 DNT Did not track

data processed by TRIPLES DATA



Eagle Farm QLD Professional

Race 3: THE GIBSON QTIS Three-Year-Old Maiden Plate - 1400m

20 September 2024 - 13:42



BRISBANE
RACING CLUB

Track Rating: Good 4, Weather: Fine, Rail Position: +7m Entire

Section				200m				Last 600m	
Field Times				0:12.30 (0:12.30)				0:35.19	
Rank	TAB Horse/Jockey	Barrier	Top Speed [km/h]	Fastest Section	Margin				Distance Travelled [m]
11	17 CALL SIGN Andrew Mallyon	10	65.6 400m	0:11.43 1200m	0:12.60 [10] (0:12.60)	7.99L		0:35.57	-6
12	12 FIREUPZOUS Samantha Collett	13	67.1 Overall	0:11.12 1200m	0:13.23 [7] (0:13.23)	8.74L		0:36.52	-2
13	13 GRANDMA'S LOVE Cejay Graham	1	66.1 1200m	0:11.31 1200m	0:12.80 [13] (0:12.80)	13.97L		0:36.42	+1

Scratched: Golden Sun (#2), Royal Gladiator (#9), Maconda (#14), Top Level (#16)

[] Ranking at each section and finish
 -:-:- No data available at this section
 NA No data available

SCN Saddle cloth number
 DNF Did not finish
 DNT Did not track



Horse/Jockey Name	Rapid Cheval
Final Rank	1
Fastest Section Time (Section)	0:11.19 (400m)
Top Speed [km/h] (Section)	67.4 (600m)
Race State	Finished

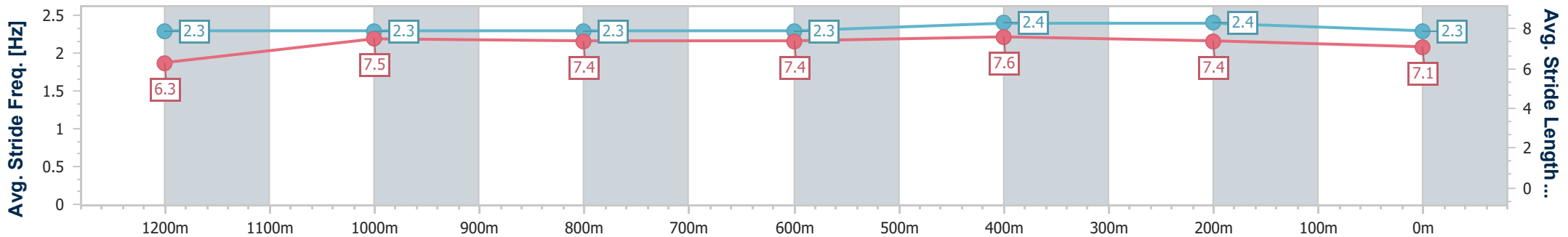
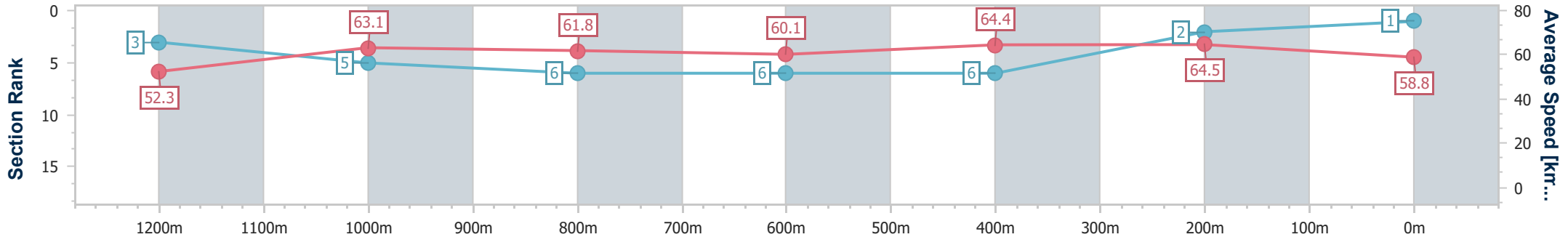


Eagle Farm QLD Professional
 Race 3: THE GIBSON QTIS Three-Year-Old Maiden Plate - 1400m
 20 September 2024 - 13:42
 Track Rating: Good 4, Weather: Fine, Rail Position: +7m Entire



BRISBANE RACING CLUB

Section	Overall	1200m	1000m	800m	600m	400m	200m
Section Times	1:23.79 [1] (0:13.85)	1:09.94 [3] (0:11.47)	0:58.47 [5] (0:11.80)	0:46.67 [6] (0:12.01)	0:34.66 [6] (0:11.25)	0:23.41 [6] (0:11.19)	0:12.22 [2] (0:12.22)
Average Speed [km/h]	52.3	63.1	61.8	60.1	64.4	64.5	58.8
Top Speed [km/h]	67.2	65.3	63.7	60.5	67.4	66.4	61.8
Avg. Dist. to Rail [m]	11.0	3.3	2.4	1.2	1.2	5.4	4.3
Avg. Stride Freq. [Hz]	2.3	2.3	2.3	2.3	2.4	2.4	2.3
Avg. Stride Length [m]	6.3	7.5	7.4	7.4	7.6	7.4	7.1



- [] Ranking at each section and finish
- .-.- No data available at this section
- NA No data available



Horse/Jockey Name	Aima Sun
Final Rank	2
Fastest Section Time (Section)	0:11.02 (1200m)
Top Speed [km/h] (Section)	67.3 (1200m)
Race State	Finished



Eagle Farm QLD Professional
Race 3: THE GIBSON QTIS Three-Year-Old Maiden Plate - 1400m

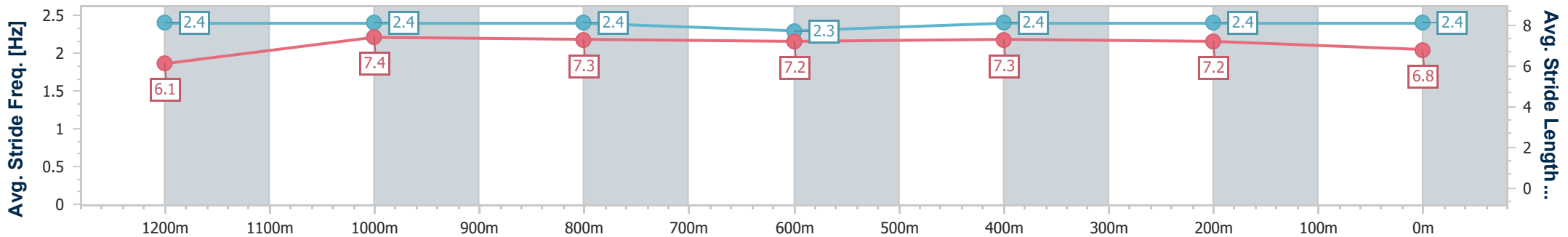
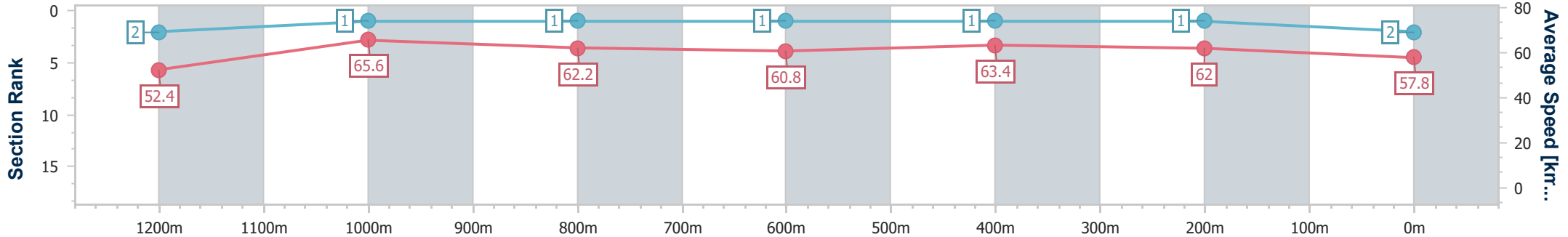
20 September 2024 - 13:42

Track Rating: Good 4, Weather: Fine, Rail Position: +7m Entire



BRISBANE RACING CLUB

Section	Overall	1200m	1000m	800m	600m	400m	200m
Section Times	1:23.95 [2] (0:13.77)	1:10.18 [2] (0:11.02)	0:59.16 [1] (0:11.81)	0:47.35 [1] (0:12.00)	0:35.35 [1] (0:11.31)	0:24.04 [1] (0:11.58)	0:12.46 [1] (0:12.46)
Average Speed [km/h]	52.4	65.6	62.2	60.8	63.4	62.0	57.8
Top Speed [km/h]	67.1	67.3	64.1	61.9	64.8	64.6	60.4
Avg. Dist. to Rail [m]	7.5	3.3	4.2	2.3	1.0	2.0	2.1
Avg. Stride Freq. [Hz]	2.4	2.4	2.4	2.3	2.4	2.4	2.4
Avg. Stride Length [m]	6.1	7.4	7.3	7.2	7.3	7.2	6.8



- [] Ranking at each section and finish
- .-.- No data available at this section
- NA No data available



Horse/Jockey Name	Henley Room
Final Rank	3
Fastest Section Time (Section)	0:11.13 (400m)
Top Speed [km/h] (Section)	66.8 (400m)
Race State	Finished



Eagle Farm QLD Professional
Race 3: THE GIBSON QTIS Three-Year-Old Maiden Plate - 1400m

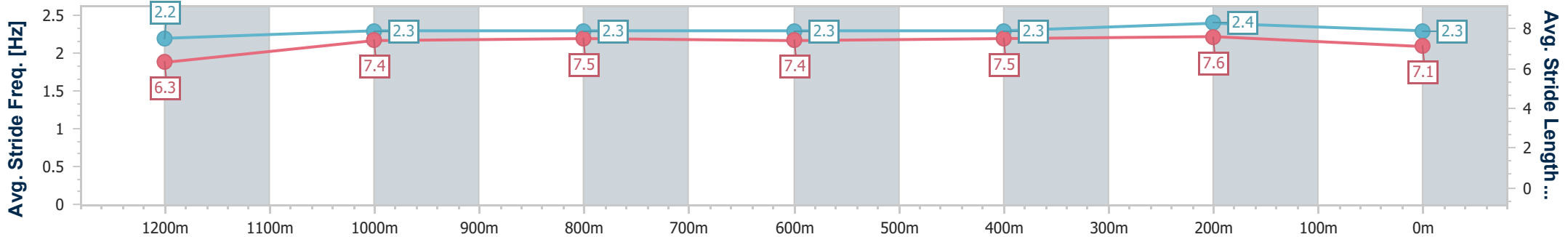
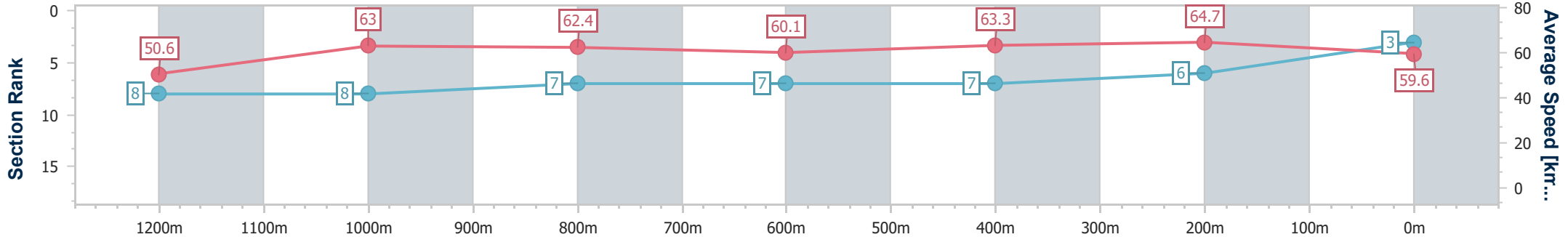
20 September 2024 - 13:42

Track Rating: Good 4, Weather: Fine, Rail Position: +7m Entire



BRISBANE RACING CLUB

Section	Overall	1200m	1000m	800m	600m	400m	200m
Section Times	1:24.06 [3] (0:14.31)	1:09.75 [8] (0:11.40)	0:58.35 [8] (0:11.65)	0:46.70 [7] (0:12.05)	0:34.65 [7] (0:11.46)	0:23.19 [7] (0:11.13)	0:12.06 [6] (0:12.06)
Average Speed [km/h]	50.6	63.0	62.4	60.1	63.3	64.7	59.6
Top Speed [km/h]	64.0	66.2	64.1	60.8	65.1	66.8	63.0
Avg. Dist. to Rail [m]	3.6	2.2	2.0	1.0	1.3	5.9	9.0
Avg. Stride Freq. [Hz]	2.2	2.3	2.3	2.3	2.3	2.4	2.3
Avg. Stride Length [m]	6.3	7.4	7.5	7.4	7.5	7.6	7.1



- [] Ranking at each section and finish
- .-.- No data available at this section
- NA No data available



Horse/Jockey Name	He'sgotthesay
Final Rank	4
Fastest Section Time (Section)	0:11.24 (1200m)
Top Speed [km/h] (Section)	65.7 (1200m)
Race State	Finished

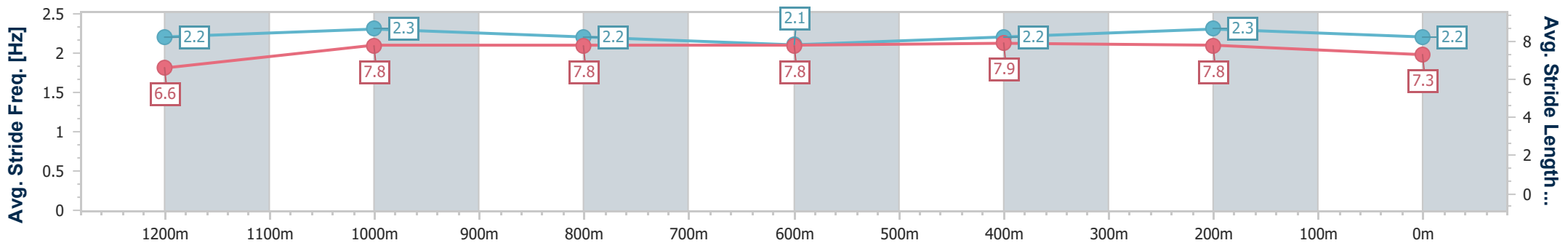
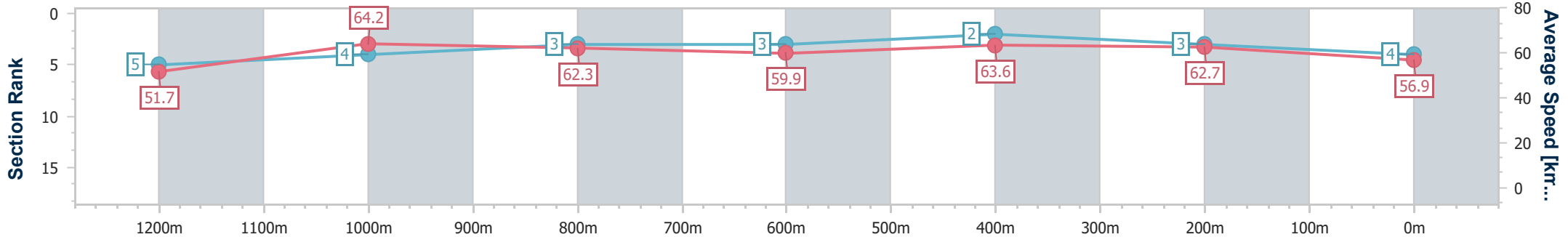


Eagle Farm QLD Professional
 Race 3: THE GIBSON QTIS Three-Year-Old Maiden Plate - 1400m
 20 September 2024 - 13:42
 Track Rating: Good 4, Weather: Fine, Rail Position: +7m Entire



BRISBANE
 RACING CLUB

Section	Overall	1200m	1000m	800m	600m	400m	200m
Section Times	1:24.23 [4] (0:13.94)	1:10.29 [5] (0:11.24)	0:59.05 [4] (0:11.64)	0:47.41 [3] (0:11.98)	0:35.43 [3] (0:11.28)	0:24.15 [2] (0:11.50)	0:12.65 [3] (0:12.65)
Average Speed [km/h]	51.7	64.2	62.3	59.9	63.6	62.7	56.9
Top Speed [km/h]	65.4	65.7	63.9	61.1	64.9	64.5	60.6
Avg. Dist. to Rail [m]	3.5	1.9	1.2	0.4	0.9	3.3	3.7
Avg. Stride Freq. [Hz]	2.2	2.3	2.2	2.1	2.2	2.3	2.2
Avg. Stride Length [m]	6.6	7.8	7.8	7.8	7.9	7.8	7.3



- [] Ranking at each section and finish
- .-.- No data available at this section
- NA No data available



Horse/Jockey Name	Laridae
Final Rank	5
Fastest Section Time (Section)	0:11.25 (1200m)
Top Speed [km/h] (Section)	71.3 (Overall)
Race State	Finished



Eagle Farm QLD Professional
Race 3: THE GIBSON QTIS Three-Year-Old Maiden Plate - 1400m

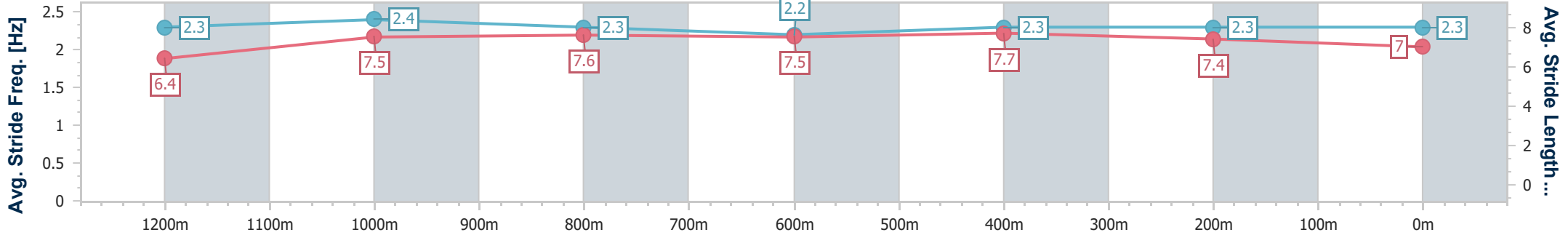
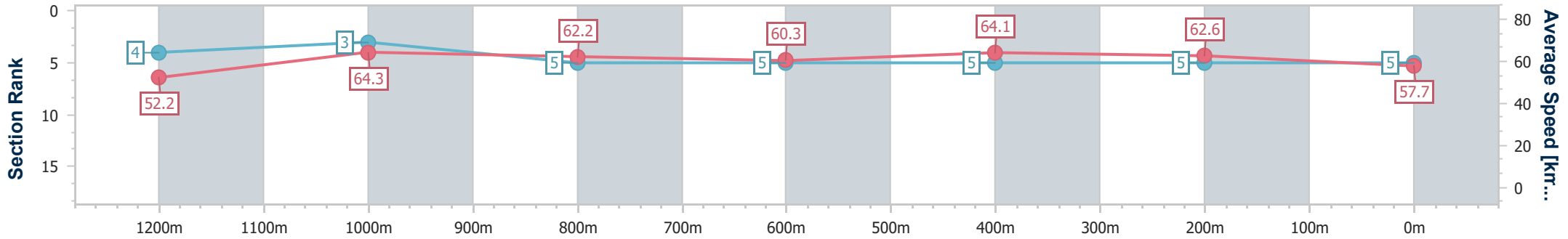
20 September 2024 - 13:42

Track Rating: Good 4, Weather: Fine, Rail Position: +7m Entire



BRISBANE RACING CLUB

Section	Overall	1200m	1000m	800m	600m	400m	200m
Section Times	1:24.31 [5] (0:13.87)	1:10.44 [4] (0:11.25)	0:59.19 [3] (0:11.85)	0:47.34 [5] (0:12.10)	0:35.24 [5] (0:11.30)	0:23.94 [5] (0:11.49)	0:12.45 [5] (0:12.45)
Average Speed [km/h]	52.2	64.3	62.2	60.3	64.1	62.6	57.7
Top Speed [km/h]	71.3	68.4	64.0	61.5	65.6	65.7	60.3
Avg. Dist. to Rail [m]	5.8	4.0	4.8	2.6	1.6	5.2	5.7
Avg. Stride Freq. [Hz]	2.3	2.4	2.3	2.2	2.3	2.3	2.3
Avg. Stride Length [m]	6.4	7.5	7.6	7.5	7.7	7.4	7.0



- [] Ranking at each section and finish
- .-.- No data available at this section
- NA No data available



Horse/Jockey Name	Rothweiler
Final Rank	6
Fastest Section Time (Section)	0:11.33 (600m)
Top Speed [km/h] (Section)	66.5 (1200m)
Race State	Finished



Eagle Farm QLD Professional
Race 3: THE GIBSON QTIS Three-Year-Old Maiden Plate - 1400m

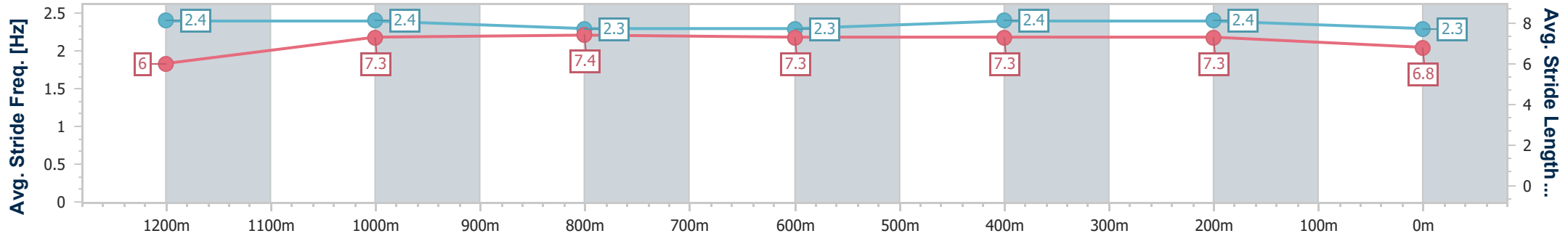
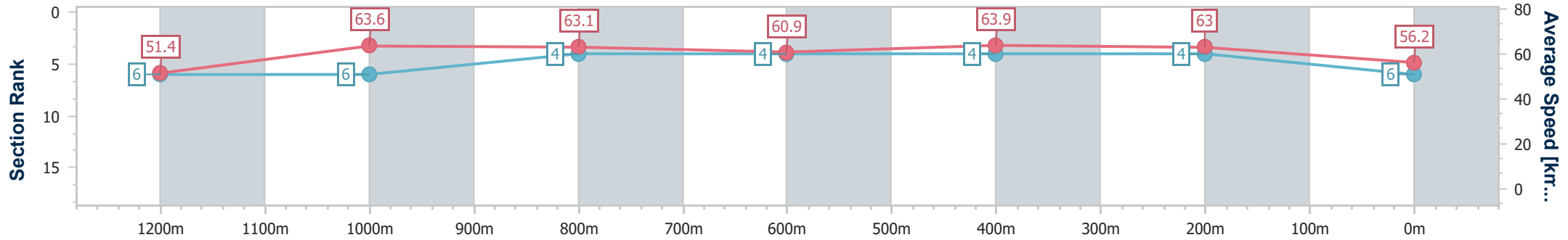
20 September 2024 - 13:42

Track Rating: Good 4, Weather: Fine, Rail Position: +7m Entire



BRISBANE RACING CLUB

Section	Overall	1200m	1000m	800m	600m	400m	200m
Section Times	1:24.59 [6] (0:14.00)	1:10.59 [6] (0:11.35)	0:59.24 [6] (0:11.57)	0:47.67 [4] (0:12.12)	0:35.55 [4] (0:11.33)	0:24.22 [4] (0:11.44)	0:12.78 [4] (0:12.78)
Average Speed [km/h]	51.4	63.6	63.1	60.9	63.9	63.0	56.2
Top Speed [km/h]	66.3	66.5	64.8	61.3	66.1	65.5	59.5
Avg. Dist. to Rail [m]	3.7	1.9	3.3	4.6	1.6	2.9	1.5
Avg. Stride Freq. [Hz]	2.4	2.4	2.3	2.3	2.4	2.4	2.3
Avg. Stride Length [m]	6.0	7.3	7.4	7.3	7.3	7.3	6.8



- [] Ranking at each section and finish
- .-.- No data available at this section
- NA No data available



Horse/Jockey Name	Dracena
Final Rank	7
Fastest Section Time (Section)	0:11.32 (600m)
Top Speed [km/h] (Section)	66.0 (400m)
Race State	Finished



Eagle Farm QLD Professional
Race 3: THE GIBSON QTIS Three-Year-Old Maiden Plate - 1400m

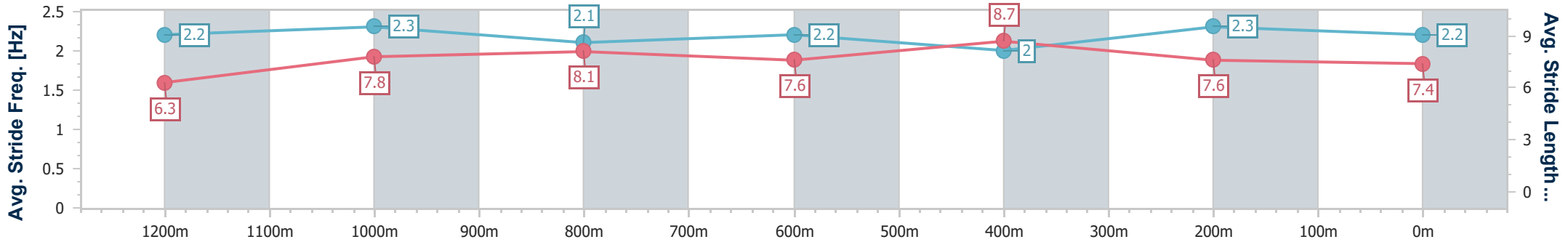
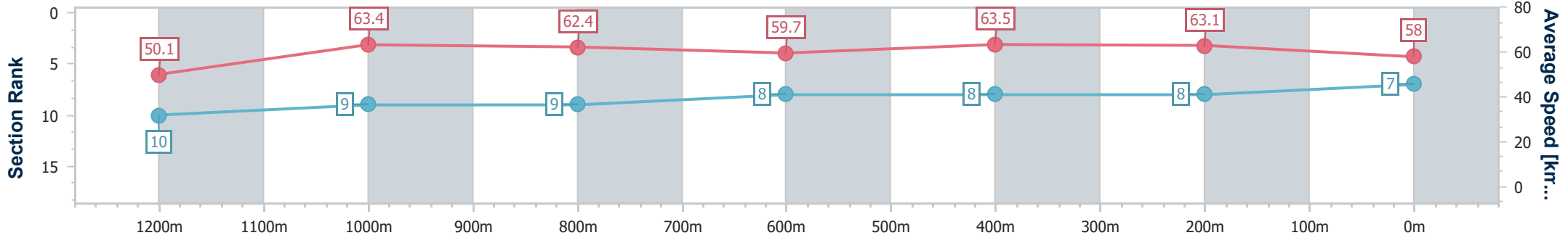
20 September 2024 - 13:42

Track Rating: Good 4, Weather: Fine, Rail Position: +7m Entire



BRISBANE RACING CLUB

Section	Overall	1200m	1000m	800m	600m	400m	200m
Section Times	1:24.69 [7] (0:14.42)	1:10.27 [10] (0:11.38)	0:58.89 [9] (0:11.65)	0:47.24 [9] (0:12.11)	0:35.13 [8] (0:11.32)	0:23.81 [8] (0:11.43)	0:12.38 [8] (0:12.38)
Average Speed [km/h]	50.1	63.4	62.4	59.7	63.5	63.1	58.0
Top Speed [km/h]	64.0	65.3	63.4	61.4	66.0	66.0	60.7
Avg. Dist. to Rail [m]	5.5	2.5	2.0	1.1	0.5	0.6	0.6
Avg. Stride Freq. [Hz]	2.2	2.3	2.1	2.2	2.0	2.3	2.2
Avg. Stride Length [m]	6.3	7.8	8.1	7.6	8.7	7.6	7.4



- [] Ranking at each section and finish
- .-.- No data available at this section
- NA No data available



Horse/Jockey Name	Better Draw
Final Rank	8
Fastest Section Time (Section)	0:11.45 (400m)
Top Speed [km/h] (Section)	64.5 (600m)
Race State	Finished



Eagle Farm QLD Professional
Race 3: THE GIBSON QTIS Three-Year-Old Maiden Plate - 1400m

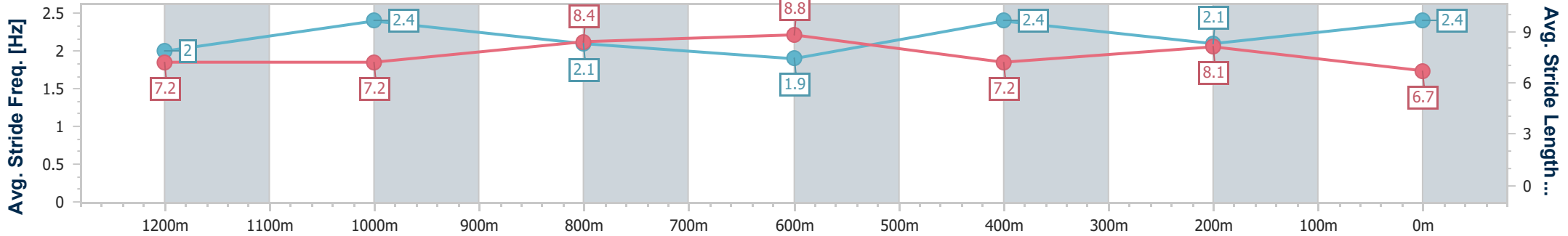
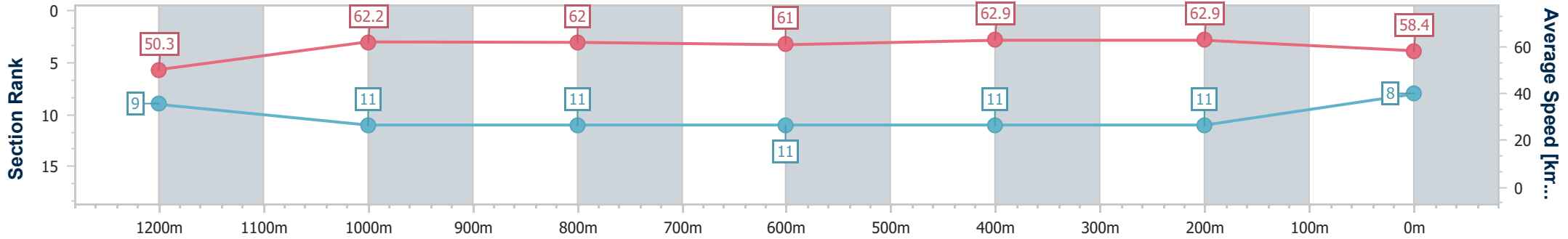
20 September 2024 - 13:42

Track Rating: Good 4, Weather: Fine, Rail Position: +7m Entire



BRISBANE RACING CLUB

Section	Overall	1200m	1000m	800m	600m	400m	200m
Section Times	1:24.89 [8] (0:14.38)	1:10.51 [9] (0:11.63)	0:58.88 [11] (0:11.77)	0:47.11 [11] (0:11.89)	0:35.22 [11] (0:11.46)	0:23.76 [11] (0:11.45)	0:12.31 [11] (0:12.31)
Average Speed [km/h]	50.3	62.2	62.0	61.0	62.9	62.9	58.4
Top Speed [km/h]	63.1	63.7	64.5	62.5	64.5	64.0	62.3
Avg. Dist. to Rail [m]	8.8	4.3	2.9	1.4	0.9	7.1	9.0
Avg. Stride Freq. [Hz]	2.0	2.4	2.1	1.9	2.4	2.1	2.4
Avg. Stride Length [m]	7.2	7.2	8.4	8.8	7.2	8.1	6.7



- [] Ranking at each section and finish
- .-.- No data available at this section
- NA No data available



Horse/Jockey Name	Neo Vici
Final Rank	9
Fastest Section Time (Section)	0:11.37 (600m)
Top Speed [km/h] (Section)	65.8 (600m)
Race State	Finished



Eagle Farm QLD Professional
Race 3: THE GIBSON QTIS Three-Year-Old Maiden Plate - 1400m

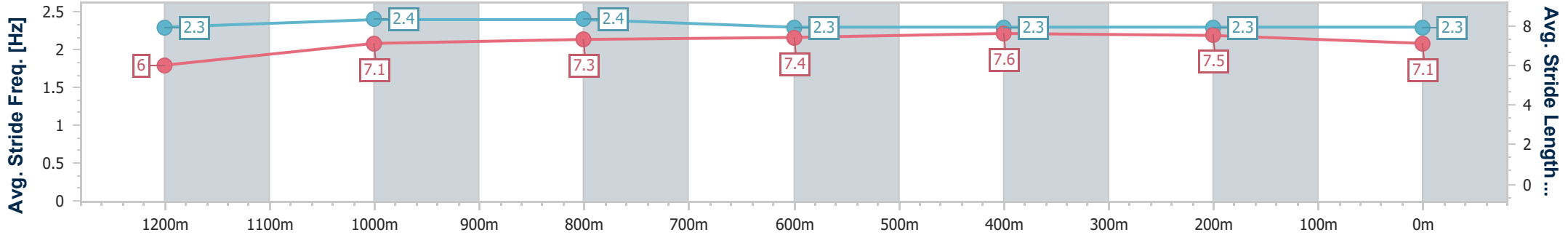
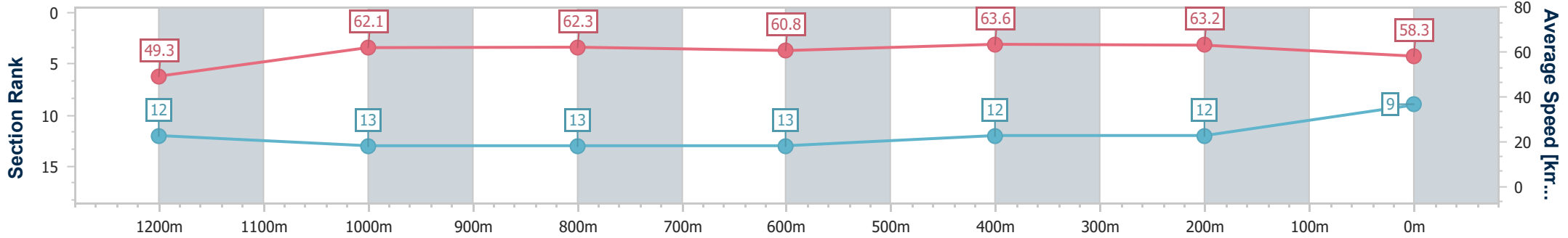
20 September 2024 - 13:42

Track Rating: Good 4, Weather: Fine, Rail Position: +7m Entire



BRISBANE RACING CLUB

Section	Overall	1200m	1000m	800m	600m	400m	200m
Section Times	1:24.99 [9] (0:14.67)	1:10.32 [12] (0:11.63)	0:58.69 [13] (0:11.70)	0:46.99 [13] (0:11.89)	0:35.10 [13] (0:11.37)	0:23.73 [12] (0:11.39)	0:12.34 [12] (0:12.34)
Average Speed [km/h]	49.3	62.1	62.3	60.8	63.6	63.2	58.3
Top Speed [km/h]	62.7	63.2	63.8	63.5	65.8	65.8	61.1
Avg. Dist. to Rail [m]	4.6	2.5	2.3	1.1	1.1	4.2	2.4
Avg. Stride Freq. [Hz]	2.3	2.4	2.4	2.3	2.3	2.3	2.3
Avg. Stride Length [m]	6.0	7.1	7.3	7.4	7.6	7.5	7.1



- [] Ranking at each section and finish
- .-.- No data available at this section
- NA No data available



Horse/Jockey Name	Mission Possible
Final Rank	10
Fastest Section Time (Section)	0:11.32 (600m)
Top Speed [km/h] (Section)	66.3 (600m)
Race State	Finished



Eagle Farm QLD Professional
Race 3: THE GIBSON QTIS Three-Year-Old Maiden Plate - 1400m

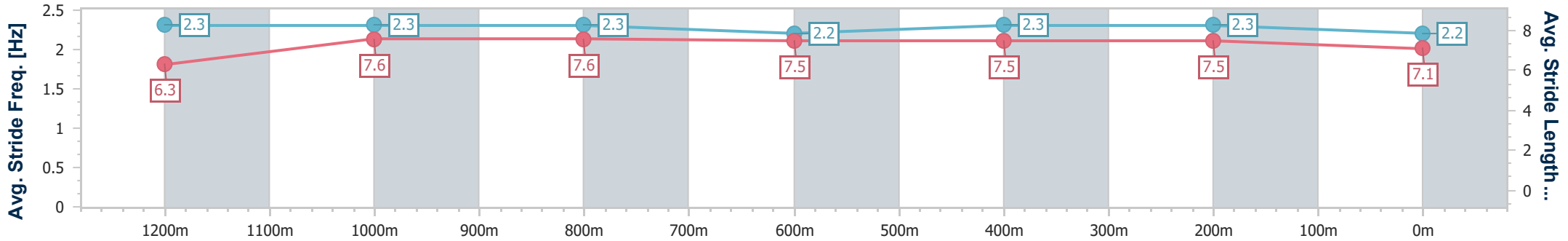
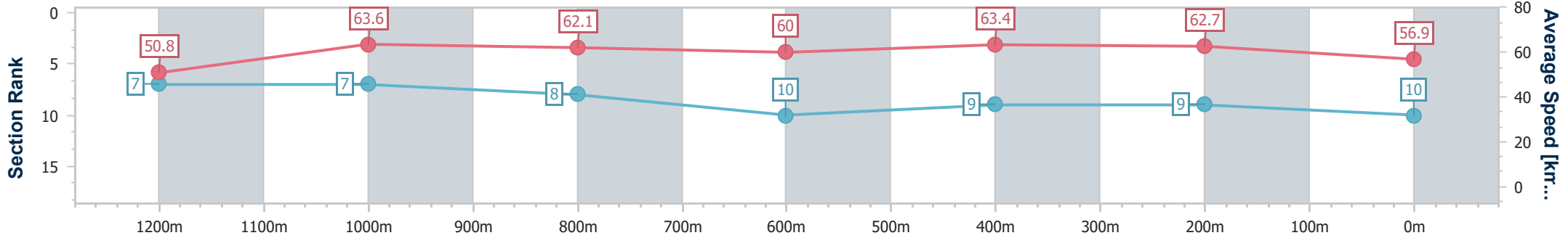
20 September 2024 - 13:42

Track Rating: Good 4, Weather: Fine, Rail Position: +7m Entire



BRISBANE RACING CLUB

Section	Overall	1200m	1000m	800m	600m	400m	200m
Section Times	1:25.05 [10] (0:14.20)	1:10.85 [7] (0:11.39)	0:59.46 [7] (0:11.85)	0:47.61 [8] (0:12.14)	0:35.47 [10] (0:11.32)	0:24.15 [9] (0:11.50)	0:12.65 [9] (0:12.65)
Average Speed [km/h]	50.8	63.6	62.1	60.0	63.4	62.7	56.9
Top Speed [km/h]	63.5	66.0	63.7	60.7	66.3	65.9	59.7
Avg. Dist. to Rail [m]	6.1	4.7	4.1	2.4	1.0	6.7	6.3
Avg. Stride Freq. [Hz]	2.3	2.3	2.3	2.2	2.3	2.3	2.2
Avg. Stride Length [m]	6.3	7.6	7.6	7.5	7.5	7.5	7.1



- [] Ranking at each section and finish
- .-.- No data available at this section
- NA No data available



Horse/Jockey Name	Call Sign
Final Rank	11
Fastest Section Time (Section)	0:11.43 (1200m)
Top Speed [km/h] (Section)	65.6 (400m)
Race State	Finished



Eagle Farm QLD Professional
Race 3: THE GIBSON QTIS Three-Year-Old Maiden Plate - 1400m

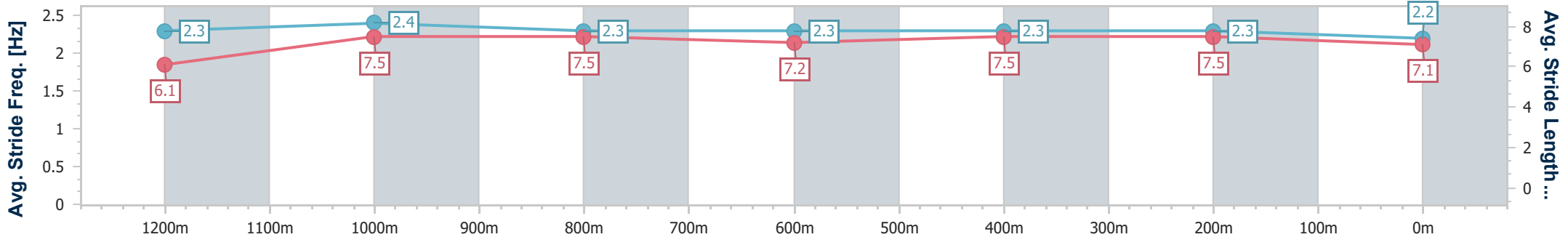
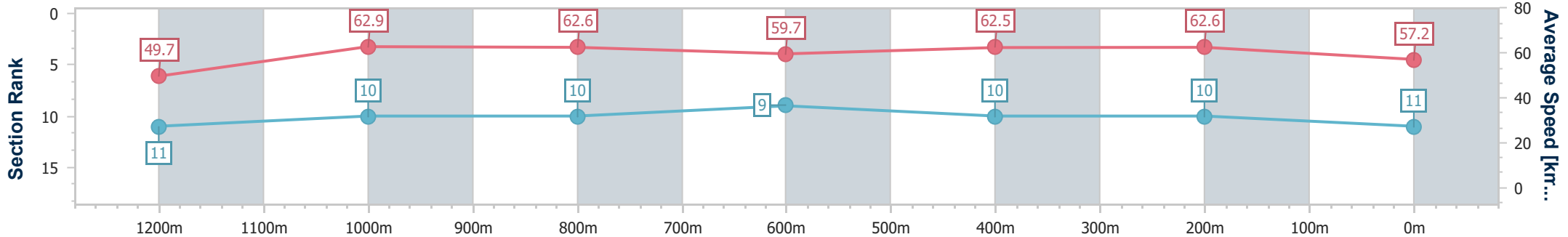
20 September 2024 - 13:42

Track Rating: Good 4, Weather: Fine, Rail Position: +7m Entire



BRISBANE RACING CLUB

Section	Overall	1200m	1000m	800m	600m	400m	200m
Section Times	1:25.15 [11] (0:14.54)	1:10.61 [11] (0:11.43)	0:59.18 [10] (0:11.59)	0:47.59 [10] (0:12.02)	0:35.57 [9] (0:11.49)	0:24.08 [10] (0:11.48)	0:12.60 [10] (0:12.60)
Average Speed [km/h]	49.7	62.9	62.6	59.7	62.5	62.6	57.2
Top Speed [km/h]	63.6	64.3	64.5	61.4	65.2	65.6	59.7
Avg. Dist. to Rail [m]	7.3	2.4	0.9	0.1	1.4	0.7	0.6
Avg. Stride Freq. [Hz]	2.3	2.4	2.3	2.3	2.3	2.3	2.2
Avg. Stride Length [m]	6.1	7.5	7.5	7.2	7.5	7.5	7.1



- [] Ranking at each section and finish
- .-.- No data available at this section
- NA No data available



Horse/Jockey Name	Fireupzous
Final Rank	12
Fastest Section Time (Section)	0:11.12 (1200m)
Top Speed [km/h] (Section)	67.1 (Overall)
Race State	Finished



Eagle Farm QLD Professional
Race 3: THE GIBSON QTIS Three-Year-Old Maiden Plate - 1400m

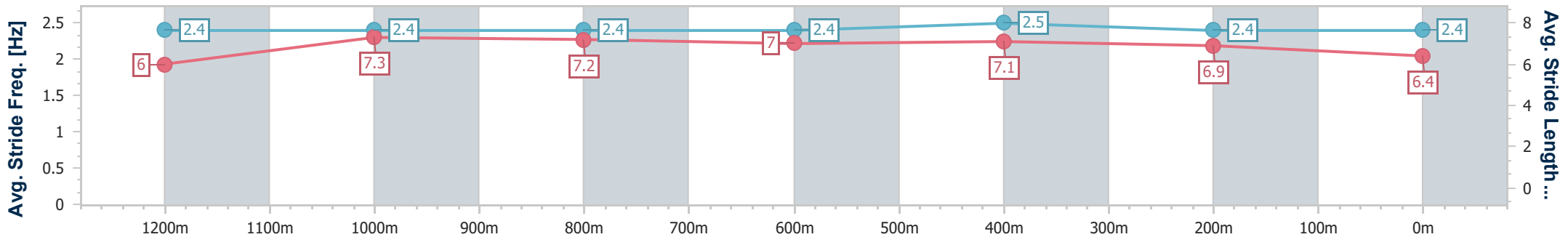
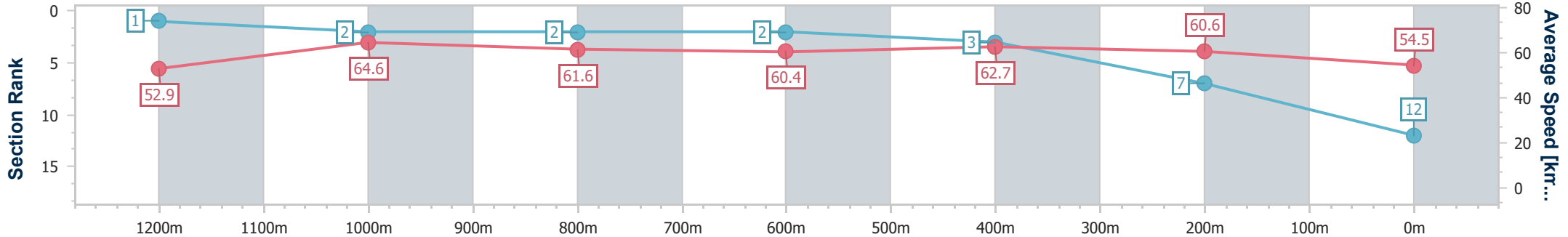
20 September 2024 - 13:42

Track Rating: Good 4, Weather: Fine, Rail Position: +7m Entire



BRISBANE RACING CLUB

Section	Overall	1200m	1000m	800m	600m	400m	200m
Section Times	1:25.27 [12] (0:13.74)	1:11.53 [1] (0:11.12)	1:00.41 [2] (0:11.86)	0:48.55 [2] (0:12.03)	0:36.52 [2] (0:11.40)	0:25.12 [3] (0:11.89)	0:13.23 [7] (0:13.23)
Average Speed [km/h]	52.9	64.6	61.6	60.4	62.7	60.6	54.5
Top Speed [km/h]	67.1	66.6	62.7	61.6	64.3	63.5	58.7
Avg. Dist. to Rail [m]	8.4	3.8	2.4	2.1	1.2	2.1	3.2
Avg. Stride Freq. [Hz]	2.4	2.4	2.4	2.4	2.5	2.4	2.4
Avg. Stride Length [m]	6.0	7.3	7.2	7.0	7.1	6.9	6.4



- [] Ranking at each section and finish
- .-.- No data available at this section
- NA No data available



Horse/Jockey Name	Grandma's Love
Final Rank	13
Fastest Section Time (Section)	0:11.31 (1200m)
Top Speed [km/h] (Section)	66.1 (1200m)
Race State	Finished



Eagle Farm QLD Professional
Race 3: THE GIBSON QTIS Three-Year-Old Maiden Plate - 1400m

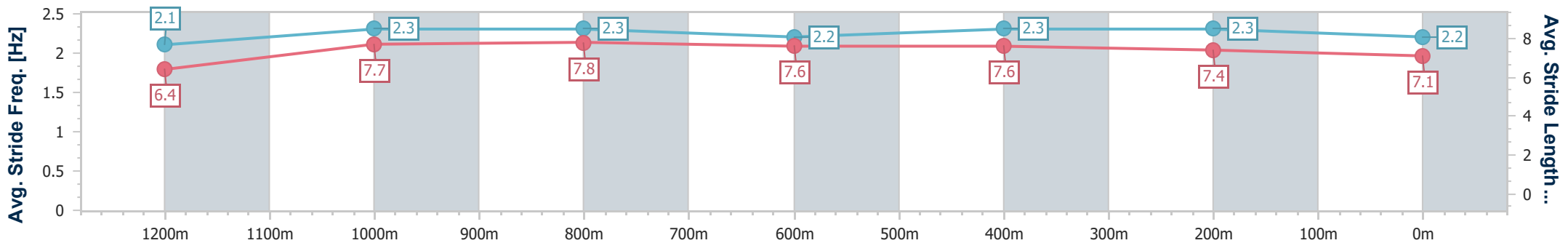
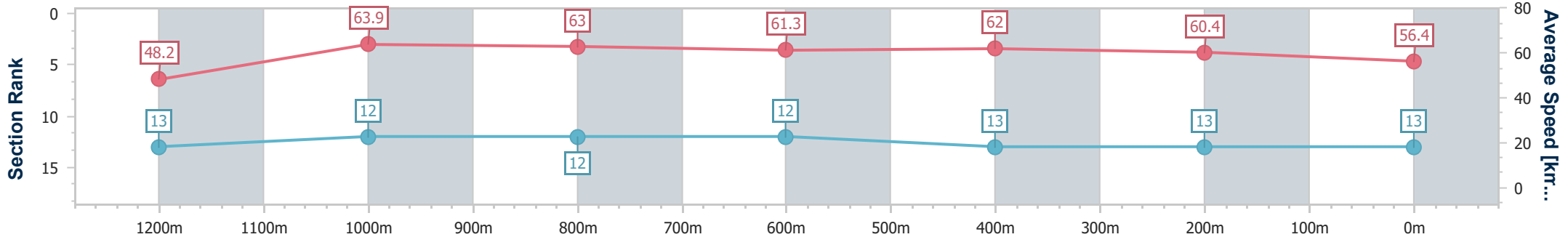
20 September 2024 - 13:42

Track Rating: Good 4, Weather: Fine, Rail Position: +7m Entire



BRISBANE RACING CLUB

Section	Overall	1200m	1000m	800m	600m	400m	200m
Section Times	1:26.16 [13] (0:14.99)	1:11.17 [13] (0:11.31)	0:59.86 [12] (0:11.58)	0:48.28 [12] (0:11.86)	0:36.42 [12] (0:11.72)	0:24.70 [13] (0:11.90)	0:12.80 [13] (0:12.80)
Average Speed [km/h]	48.2	63.9	63.0	61.3	62.0	60.4	56.4
Top Speed [km/h]	62.1	66.1	63.8	63.9	62.7	62.5	59.7
Avg. Dist. to Rail [m]	2.6	3.1	2.8	2.3	2.1	4.6	4.0
Avg. Stride Freq. [Hz]	2.1	2.3	2.3	2.2	2.3	2.3	2.2
Avg. Stride Length [m]	6.4	7.7	7.8	7.6	7.6	7.4	7.1



- [] Ranking at each section and finish
- .-.- No data available at this section
- NA No data available



Eagle Farm QLD Professional

Race 4: U&U RECRUITMENT Maiden Plate - 1300m

20 September 2024 - 14:18



BRISBANE
RACING CLUB

Track Rating: Good 4, Weather: Fine, Rail Position: +7m Entire

Section												Last 600m	
Field Times		Overall	1200m	1000m	800m	600m	400m						
		1:17.20 (0:07.98)	1:09.22 (0:11.12)	0:58.10 (0:11.44)	0:46.66 (0:11.85)	0:34.81 (0:11.47)	0:23.34 (0:11.10)						0:34.81
Rank	TAB	Horse/Jockey	Barrier	Top Speed [km/h]	Fastest Section								Distance Travelled [m]
1	4	JUNGLE LAW Noel Callow	4	68.1 600m	0:08.02 Overall	1:17.20 [1] (0:08.02)	1:09.18 [3] (0:11.44)	0:57.74 [6] (0:11.48)	0:46.26 [4] (0:11.91)	0:34.35 [5] (0:11.42)	0:22.93 [5] (0:10.90)	0:34.35	
2	3	TUFF TU MUS James Orman	11	66.6 400m	0:08.08 Overall	1:17.20 [2] (0:08.08)	1:09.12 [5] (0:11.17)	0:57.95 [3] (0:11.38)	0:46.57 [2] (0:11.85)	0:34.72 [2] (0:11.41)	0:23.31 [2] (0:11.07)	0:34.72	+0
3	7	MORE FOR READY Rikki Jamieson	10	67.2 400m	0:08.26 Overall	1:17.22 [3] (0:08.26)	1:08.96 [10] (0:11.19)	0:57.77 [5] (0:11.53)	0:46.24 [5] (0:11.56)	0:34.68 [3] (0:11.50)	0:23.18 [4] (0:10.98)	0:34.68	+4
4	6	MEHRETU Emily Lang	9	67.3 400m	0:08.02 Overall	1:17.48 [4] (0:08.02)	1:09.46 [3] (0:11.39)	0:58.07 [4] (0:11.71)	0:46.36 [6] (0:11.77)	0:34.59 [6] (0:11.39)	0:23.20 [6] (0:10.92)	0:34.59	+1
5	8	SHE'S WORTH IT Bailey Wheeler	18	68.7 400m	0:08.49 Overall	1:17.48 [5] (0:08.49)	1:08.99 [12] (0:11.53)	0:57.46 [12] (0:11.52)	0:45.94 [12] (0:11.85)	0:34.09 [13] (0:11.66)	0:22.43 [13] (0:10.76)	0:34.09	+1
6	14	VOCALS Justin Huxtable	8	67.3 400m	0:08.25 Overall	1:17.50 [6] (0:08.25)	1:09.25 [8] (0:11.57)	0:57.68 [10] (0:11.48)	0:46.20 [11] (0:11.89)	0:34.31 [11] (0:11.52)	0:22.79 [10] (0:10.87)	0:34.31	+2
7	9	SOFALA Beany Panya	13	66.9 1200m	0:07.98 Overall	1:17.52 [7] (0:07.98)	1:09.54 [2] (0:11.12)	0:58.42 [1] (0:11.44)	0:46.98 [1] (0:11.85)	0:35.13 [1] (0:11.47)	0:23.66 [1] (0:11.30)	0:35.13	-3
8	11	MACONDA Kyle Wilson-Taylor	1	66.5 1200m	0:07.98 Overall	1:17.74 [8] (0:07.98)	1:09.76 [1] (0:11.25)	0:58.51 [2] (0:11.53)	0:46.98 [3] (0:11.80)	0:35.18 [4] (0:11.47)	0:23.71 [3] (0:11.31)	0:35.18	-6
9	16	BLUEPRINT Michael Murphy	3	65.8 400m	0:08.25 Overall	1:17.98 [9] (0:08.25)	1:09.73 [9] (0:11.62)	0:58.11 [11] (0:11.40)	0:46.71 [10] (0:11.75)	0:34.96 [9] (0:11.60)	0:23.36 [8] (0:11.22)	0:34.96	-3
10	17	ENID Angela Jones	6	66.5 400m	0:08.17 Overall	1:17.99 [10] (0:08.17)	1:09.82 [6] (0:11.57)	0:58.25 [9] (0:11.51)	0:46.74 [9] (0:11.86)	0:34.88 [10] (0:11.65)	0:23.23 [11] (0:11.07)	0:34.88	+0

Scratched: Contilda's Love (#18), Rapid Cheval (#12), Top Level (#13), That Kiss (#19), Negronis (#15), Discover (#1), Larusso (#2), Free As The Wind (#21)

[] Ranking at each section and finish
 -:-:- No data available at this section
 NA No data available

SCN Saddle cloth number
 DNF Did not finish
 DNT Did not track



Eagle Farm QLD Professional

Race 4: U&U RECRUITMENT Maiden Plate - 1300m

20 September 2024 - 14:18



BRISBANE
RACING CLUB

Track Rating: Good 4, Weather: Fine, Rail Position: +7m Entire

Section	Overall	1200m	1000m	800m	600m	400m	Last 600m
Field Times	1:17.20 (0:07.98)	1:09.22 (0:11.12)	0:58.10 (0:11.44)	0:46.66 (0:11.85)	0:34.81 (0:11.47)	0:23.34 (0:11.10)	0:34.81

Rank	TAB	Horse/Jockey	Barrier	Top Speed [km/h]	Fastest Section	Overall	1200m	1000m	800m	600m	400m	Last 600m	Distance Travelled [m]
11	5	LET'SSHOWEM Adin Thompson	20	66.4 400m	0:08.76 Overall	1:18.24 [11] (0:08.76)	1:09.48 [13] (0:11.48)	0:58.00 [13] (0:11.55)	0:46.45 [13] (0:11.49)	0:34.96 [12] (0:11.60)	0:23.36 [12] (0:11.19)	0:34.96	+1
12	20	ARTELUCE Jason Taylor	15	65.4 400m	0:08.19 Overall	1:18.30 [12] (0:08.19)	1:10.11 [7] (0:11.51)	0:58.60 [7] (0:11.53)	0:47.07 [8] (0:11.77)	0:35.30 [8] (0:11.62)	0:23.68 [9] (0:11.35)	0:35.30	+5
13	10	DOUMO Cejay Graham	2	65.3 1200m	0:08.36 Overall	1:18.41 [13] (0:08.36)	1:10.05 [11] (0:11.37)	0:58.68 [8] (0:11.46)	0:47.22 [7] (0:11.76)	0:35.46 [7] (0:11.53)	0:23.93 [7] (0:11.46)	0:35.46	-7

Scratched: Contilda's Love (#18), Rapid Cheval (#12), Top Level (#13), That Kiss (#19), Negronis (#15), Discover (#1), Larusso (#2), Free As The Wind (#21)

[] Ranking at each section and finish
 -:-:- No data available at this section
 NA No data available

SCN Saddle cloth number
 DNF Did not finish
 DNT Did not track



Eagle Farm QLD Professional
Race 4: U&U RECRUITMENT Maiden Plate - 1300m
20 September 2024 - 14:18



BRISBANE
RACING CLUB

Track Rating: Good 4, Weather: Fine, Rail Position: +7m Entire

Section							200m			Last 600m
Field Times							0:12.24			0:34.81
Rank	TAB	Horse/Jockey	Barrier	Top Speed [km/h]	Fastest Section	Margin				Distance Travelled [m]
1	4	JUNGLE LAW Noel Callow	4	68.1 600m	0:08.02 Overall	0:12.03 [4] (0:12.03)	1:17.20		0:34.35	
2	3	TUFF TU MUS James Orman	11	66.6 400m	0:08.08 Overall	0:12.24 [1] (0:12.24)	0.01L		0:34.72	+0
3	7	MORE FOR READY Rikki Jamieson	10	67.2 400m	0:08.26 Overall	0:12.20 [2] (0:12.20)	0.12L		0:34.68	+4
4	6	MEHRETU Emily Lang	9	67.3 400m	0:08.02 Overall	0:12.28 [5] (0:12.28)	1.65L		0:34.59	+1
5	8	SHE'S WORTH IT Bailey Wheeler	18	68.7 400m	0:08.49 Overall	0:11.67 [8] (0:11.67)	1.66L		0:34.09	+1
6	14	VOCALS Justin Huxtable	8	67.3 400m	0:08.25 Overall	0:11.92 [7] (0:11.92)	1.8L		0:34.31	+2
7	9	SOFALA Beany Panya	13	66.9 1200m	0:07.98 Overall	0:12.36 [3] (0:12.36)	1.9L		0:35.13	-3
8	11	MACONDA Kyle Wilson-Taylor	1	66.5 1200m	0:07.98 Overall	0:12.40 [6] (0:12.40)	3.2L		0:35.18	-6
9	16	BLUEPRINT Michael Murphy	3	65.8 400m	0:08.25 Overall	0:12.14 [10] (0:12.14)	4.64L		0:34.96	-3
10	17	ENID Angela Jones	6	66.5 400m	0:08.17 Overall	0:12.16 [9] (0:12.16)	4.65L		0:34.88	+0

Scratched: Contilda's Love (#18), Rapid Cheval (#12), Top Level (#13), That Kiss (#19), Negronis (#15), Discover (#1), Larusso (#2), Free As The Wind (#21)

Report Created: Fri 20 September 2024 14:41 GMT (Note: Timing is based on position data)

Page 3/17

[] Ranking at each section and finish
 -:-:- No data available at this section
 NA No data available

SCN Saddle cloth number
 DNF Did not finish
 DNT Did not track

data processed by TRIPLES DATA



Eagle Farm QLD Professional

Race 4: U&U RECRUITMENT Maiden Plate - 1300m

20 September 2024 - 14:18



BRISBANE
RACING CLUB

Track Rating: Good 4, Weather: Fine, Rail Position: +7m Entire

Section				200m				Last 600m	
Field Times				0:12.24 (0:12.24)				0:34.81	
Rank	TAB	Horse/Jockey	Barrier	Top Speed [km/h]	Fastest Section	Margin			Distance Travelled [m]
11	5	LET'SSHOWEM Adin Thompson	20	66.4 400m	0:08.76 Overall (0:12.17)	0:12.17 [13] (0:12.17)	6.15L		0:34.96 +1
12	20	ARTELUCE Jason Taylor	15	65.4 400m	0:08.19 Overall (0:12.33)	0:12.33 [12] (0:12.33)	6.48L		0:35.30 +5
13	10	DOUMO Cejay Graham	2	65.3 1200m	0:08.36 Overall (0:12.47)	0:12.47 [11] (0:12.47)	7.15L		0:35.46 -7

Scratched: Contilda's Love (#18), Rapid Cheval (#12), Top Level (#13), That Kiss (#19), Negronis (#15), Discover (#1), Larusso (#2), Free As The Wind (#21)

[] Ranking at each section and finish
 -:-:-:- No data available at this section
 NA No data available

SCN Saddle cloth number
 DNF Did not finish
 DNT Did not track



Horse/Jockey Name	Jungle Law
Final Rank	1
Fastest Section Time (Section)	0:08.02 (Overall)
Top Speed [km/h] (Section)	68.1 (600m)
Race State	Finished



Eagle Farm QLD Professional

Race 4: U&U RECRUITMENT Maiden Plate - 1300m

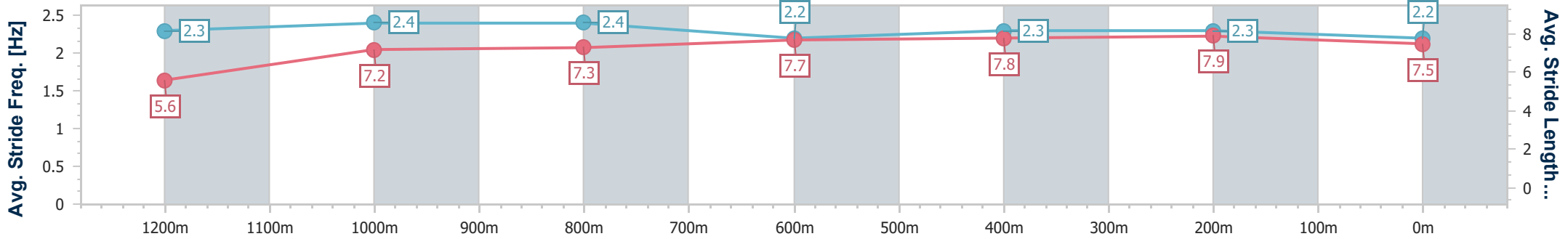
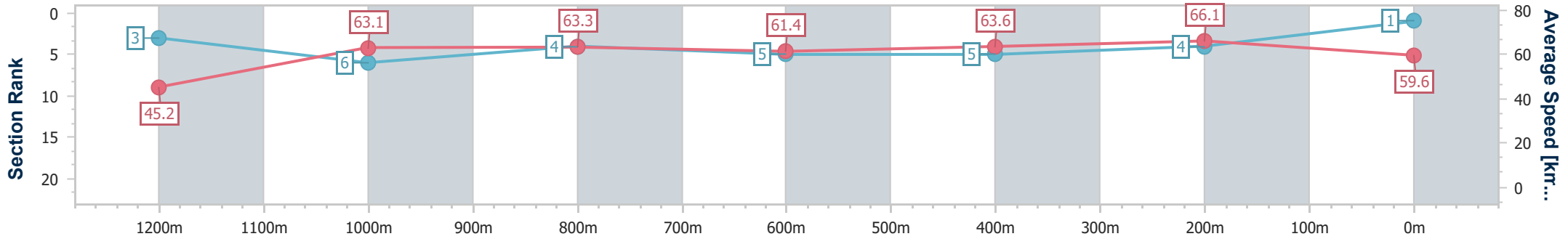
20 September 2024 - 14:18

Track Rating: Good 4, Weather: Fine, Rail Position: +7m Entire



BRISBANE RACING CLUB

Section	Overall	1200m	1000m	800m	600m	400m	200m
Section Times	1:17.20 [1] (0:08.02)	1:09.18 [3] (0:11.44)	0:57.74 [6] (0:11.48)	0:46.26 [4] (0:11.91)	0:34.35 [5] (0:11.42)	0:22.93 [5] (0:10.90)	0:12.03 [4]
Average Speed [km/h]	45.2	63.1	63.3	61.4	63.6	66.1	59.6
Top Speed [km/h]	61.4	64.6	65.4	62.1	68.1	67.6	64.5
Avg. Dist. to Rail [m]	6.3	1.9	2.5	2.9	2.1	4.5	6.3
Avg. Stride Freq. [Hz]	2.3	2.4	2.4	2.2	2.3	2.3	2.2
Avg. Stride Length [m]	5.6	7.2	7.3	7.7	7.8	7.9	7.5



- [] Ranking at each section and finish
- .-.- No data available at this section
- NA No data available



Horse/Jockey Name	Tuff Tu Mus
Final Rank	2
Fastest Section Time (Section)	0:08.08 (Overall)
Top Speed [km/h] (Section)	66.6 (400m)
Race State	Finished



Eagle Farm QLD Professional

Race 4: U&U RECRUITMENT Maiden Plate - 1300m

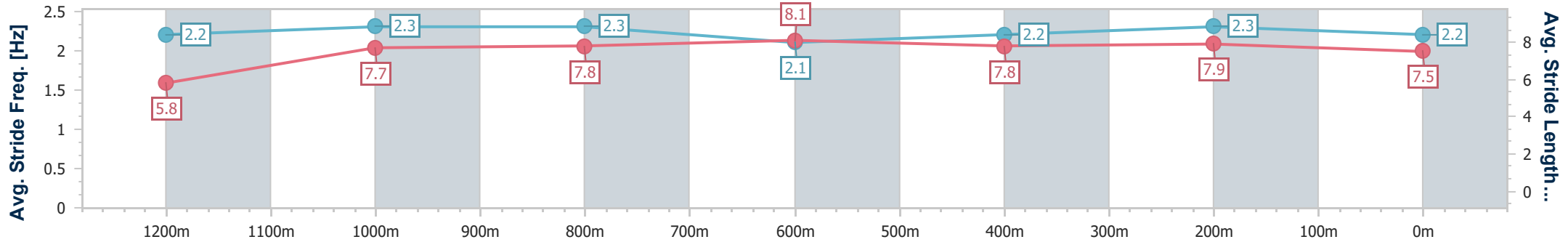
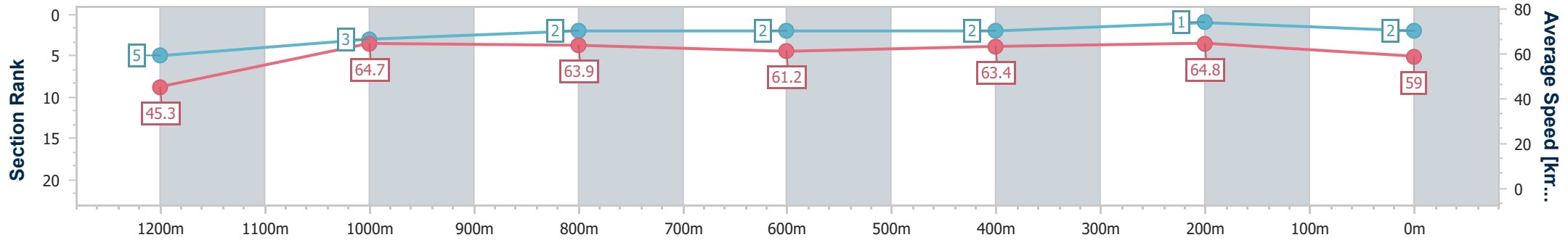
20 September 2024 - 14:18

Track Rating: Good 4, Weather: Fine, Rail Position: +7m Entire



BRISBANE RACING CLUB

Section	Overall	1200m	1000m	800m	600m	400m	200m
Section Times	1:17.20 [2] (0:08.08)	1:09.12 [5] (0:11.17)	0:57.95 [3] (0:11.38)	0:46.57 [2] (0:11.85)	0:34.72 [2] (0:11.41)	0:23.31 [2] (0:11.07)	0:12.24 [1] (0:12.24)
Average Speed [km/h]	45.3	64.7	63.9	61.2	63.4	64.8	59.0
Top Speed [km/h]	60.4	66.1	66.6	62.1	64.8	66.6	63.1
Avg. Dist. to Rail [m]	11.0	5.2	2.4	1.6	0.8	2.7	3.8
Avg. Stride Freq. [Hz]	2.2	2.3	2.3	2.1	2.2	2.3	2.2
Avg. Stride Length [m]	5.8	7.7	7.8	8.1	7.8	7.9	7.5



- [] Ranking at each section and finish
- .-.- No data available at this section
- NA No data available



Horse/Jockey Name	More For Ready
Final Rank	3
Fastest Section Time (Section)	0:08.26 (Overall)
Top Speed [km/h] (Section)	67.2 (400m)
Race State	Finished



Eagle Farm QLD Professional

Race 4: U&U RECRUITMENT Maiden Plate - 1300m

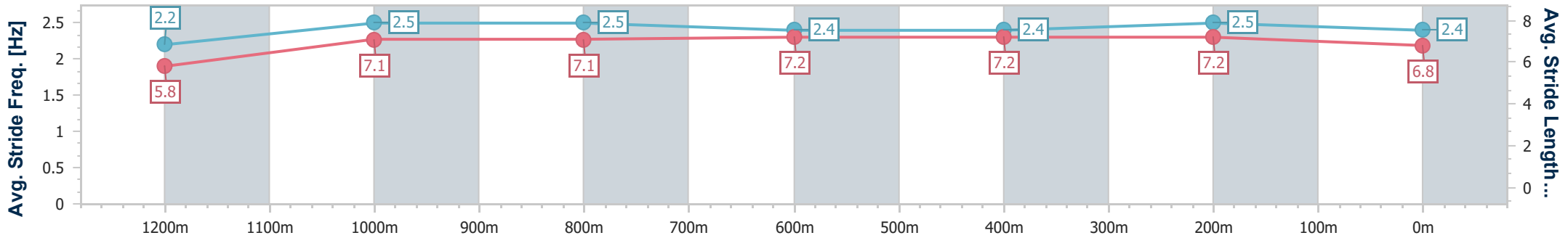
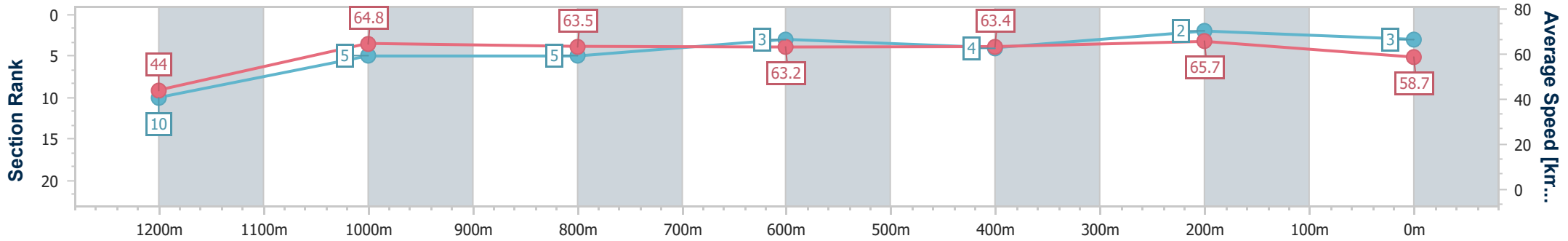
20 September 2024 - 14:18

Track Rating: Good 4, Weather: Fine, Rail Position: +7m Entire



BRISBANE RACING CLUB

Section	Overall	1200m	1000m	800m	600m	400m	200m
Section Times	1:17.22 [3] (0:08.26)	1:08.96 [10] (0:11.19)	0:57.77 [5] (0:11.53)	0:46.24 [5] (0:11.56)	0:34.68 [3] (0:11.50)	0:23.18 [4] (0:10.98)	0:12.20 [2] (0:12.20)
Average Speed [km/h]	44.0	64.8	63.5	63.2	63.4	65.7	58.7
Top Speed [km/h]	62.1	66.3	65.3	65.2	64.8	67.2	63.1
Avg. Dist. to Rail [m]	10.2	4.6	3.4	3.0	3.2	7.8	9.7
Avg. Stride Freq. [Hz]	2.2	2.5	2.5	2.4	2.4	2.5	2.4
Avg. Stride Length [m]	5.8	7.1	7.1	7.2	7.2	7.2	6.8



- [] Ranking at each section and finish
- .-.- No data available at this section
- NA No data available



Horse/Jockey Name	Mehretu
Final Rank	4
Fastest Section Time (Section)	0:08.02 (Overall)
Top Speed [km/h] (Section)	67.3 (400m)
Race State	Finished



Eagle Farm QLD Professional

Race 4: U&U RECRUITMENT Maiden Plate - 1300m

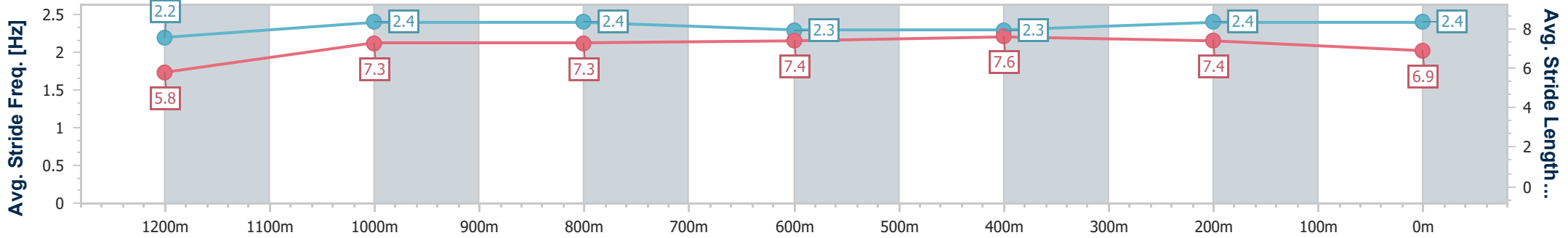
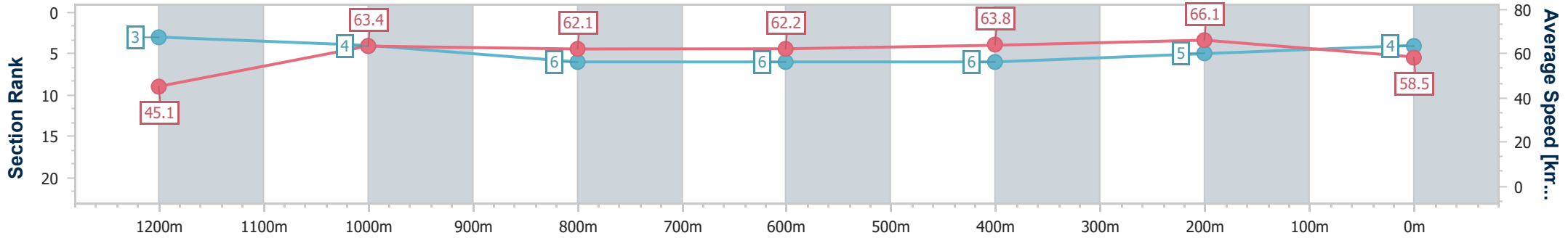
20 September 2024 - 14:18

Track Rating: Good 4, Weather: Fine, Rail Position: +7m Entire



BRISBANE RACING CLUB

Section	Overall	1200m	1000m	800m	600m	400m	200m
Section Times	1:17.48 [4] (0:08.02)	1:09.46 [3] (0:11.39)	0:58.07 [4] (0:11.71)	0:46.36 [6] (0:11.77)	0:34.59 [6] (0:11.39)	0:23.20 [6] (0:10.92)	0:12.28 [5] (0:12.28)
Average Speed [km/h]	45.1	63.4	62.1	62.2	63.8	66.1	58.5
Top Speed [km/h]	63.0	64.9	64.0	62.7	66.4	67.3	62.9
Avg. Dist. to Rail [m]	9.1	3.0	1.8	3.4	2.3	7.1	9.5
Avg. Stride Freq. [Hz]	2.2	2.4	2.4	2.3	2.3	2.4	2.4
Avg. Stride Length [m]	5.8	7.3	7.3	7.4	7.6	7.4	6.9



- [] Ranking at each section and finish
- .-.- No data available at this section
- NA No data available



Horse/Jockey Name	She's Worth It
Final Rank	5
Fastest Section Time (Section)	0:08.49 (Overall)
Top Speed [km/h] (Section)	68.7 (400m)
Race State	Finished



Eagle Farm QLD Professional

Race 4: U&U RECRUITMENT Maiden Plate - 1300m

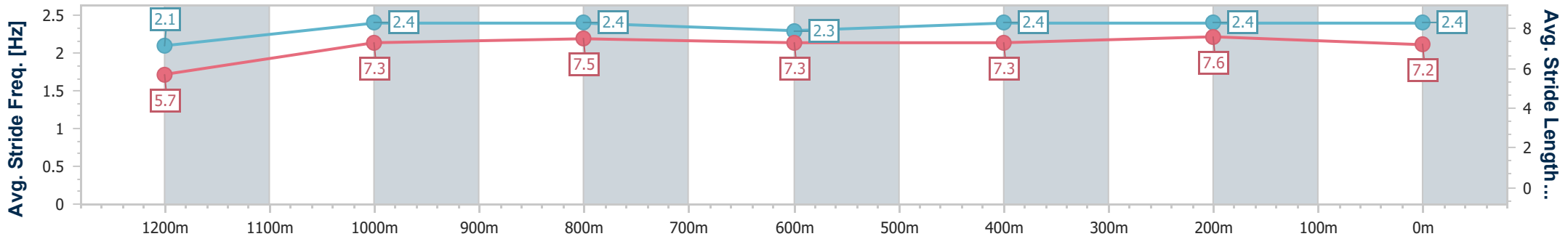
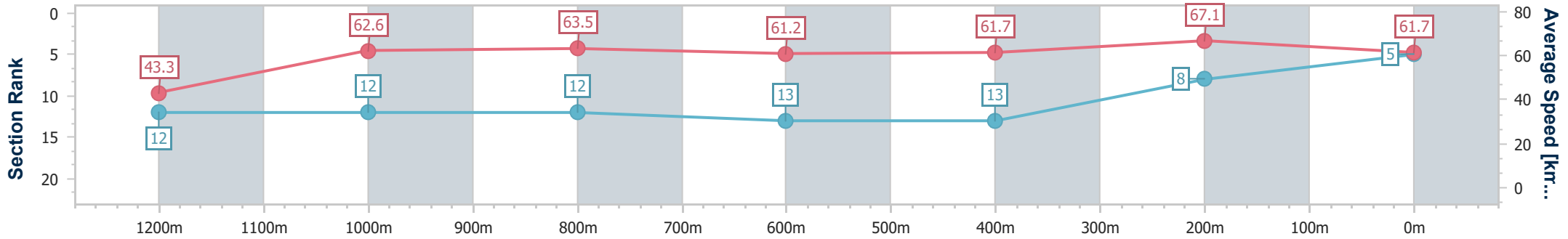
20 September 2024 - 14:18

Track Rating: Good 4, Weather: Fine, Rail Position: +7m Entire



BRISBANE RACING CLUB

Section	Overall	1200m	1000m	800m	600m	400m	200m
Section Times	1:17.48 [5] (0:08.49)	1:08.99 [12] (0:11.53)	0:57.46 [12] (0:11.52)	0:45.94 [12] (0:11.85)	0:34.09 [13] (0:11.66)	0:22.43 [13] (0:10.76)	0:11.67 [8]
Average Speed [km/h]	43.3	62.6	63.5	61.2	61.7	67.1	61.7
Top Speed [km/h]	60.1	65.6	64.5	62.0	66.4	68.7	65.1
Avg. Dist. to Rail [m]	14.3	4.7	2.5	1.5	0.8	3.8	6.5
Avg. Stride Freq. [Hz]	2.1	2.4	2.4	2.3	2.4	2.4	2.4
Avg. Stride Length [m]	5.7	7.3	7.5	7.3	7.3	7.6	7.2



- [] Ranking at each section and finish
- .-.- No data available at this section
- NA No data available



Horse/Jockey Name	Vocals
Final Rank	6
Fastest Section Time (Section)	0:08.25 (Overall)
Top Speed [km/h] (Section)	67.3 (400m)
Race State	Finished



Eagle Farm QLD Professional

Race 4: U&U RECRUITMENT Maiden Plate - 1300m

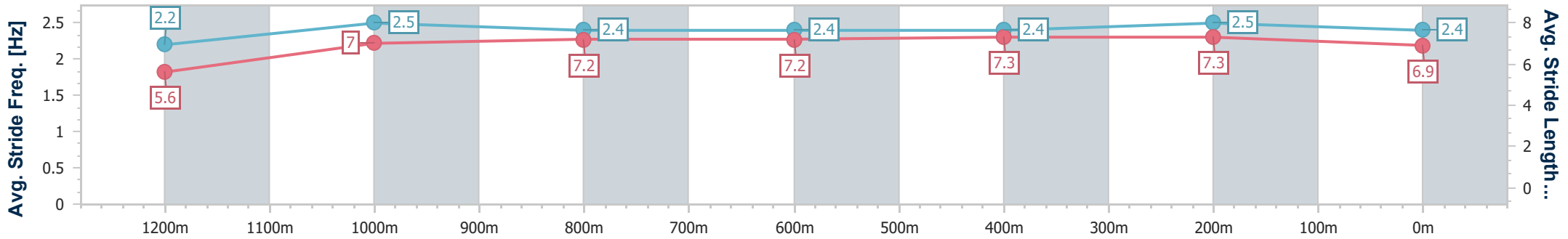
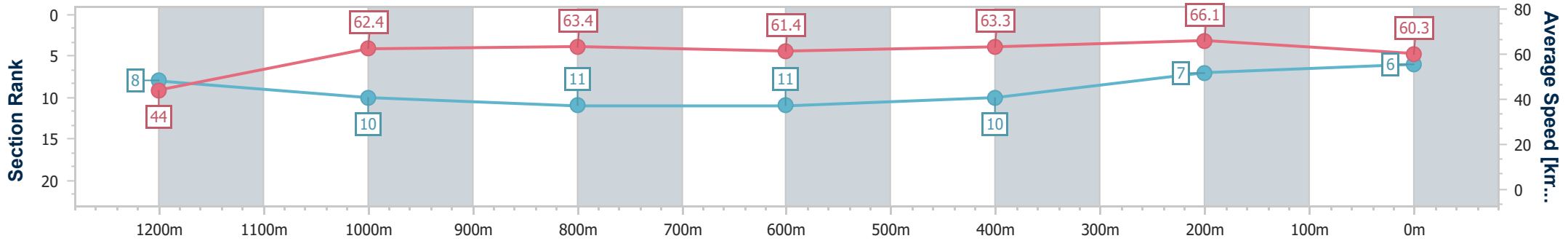
20 September 2024 - 14:18

Track Rating: Good 4, Weather: Fine, Rail Position: +7m Entire



BRISBANE RACING CLUB

Section	Overall	1200m	1000m	800m	600m	400m	200m
Section Times	1:17.50 [6] (0:08.25)	1:09.25 [8] (0:11.57)	0:57.68 [10] (0:11.48)	0:46.20 [11] (0:11.89)	0:34.31 [11] (0:11.52)	0:22.79 [10] (0:10.87)	0:11.92 [7]
Average Speed [km/h]	44.0	62.4	63.4	61.4	63.3	66.1	60.3
Top Speed [km/h]	62.3	64.9	65.0	62.7	67.3	67.3	64.7
Avg. Dist. to Rail [m]	8.0	4.1	2.1	2.7	2.7	8.5	12.4
Avg. Stride Freq. [Hz]	2.2	2.5	2.4	2.4	2.4	2.5	2.4
Avg. Stride Length [m]	5.6	7.0	7.2	7.2	7.3	7.3	6.9



- [] Ranking at each section and finish
- .-.- No data available at this section
- NA No data available



Horse/Jockey Name	Sofala
Final Rank	7
Fastest Section Time (Section)	0:07.98 (Overall)
Top Speed [km/h] (Section)	66.9 (1200m)
Race State	Finished



Eagle Farm QLD Professional

Race 4: U&U RECRUITMENT Maiden Plate - 1300m

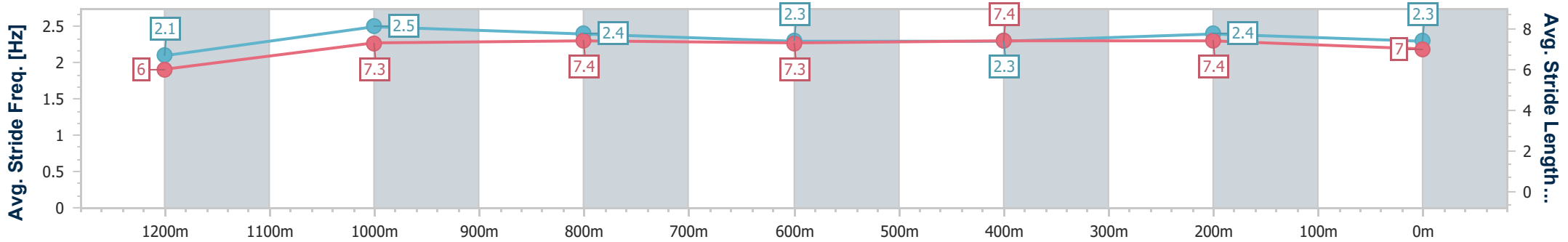
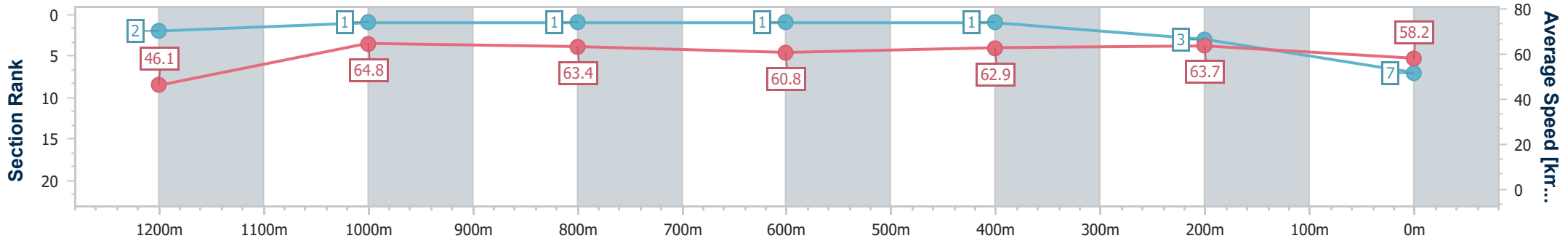
20 September 2024 - 14:18

Track Rating: Good 4, Weather: Fine, Rail Position: +7m Entire



BRISBANE RACING CLUB

Section	Overall	1200m	1000m	800m	600m	400m	200m
Section Times	1:17.52 [7] (0:07.98)	1:09.54 [2] (0:11.12)	0:58.42 [1] (0:11.44)	0:46.98 [1] (0:11.85)	0:35.13 [1] (0:11.47)	0:23.66 [1] (0:11.30)	0:12.36 [3] (0:12.36)
Average Speed [km/h]	46.1	64.8	63.4	60.8	62.9	63.7	58.2
Top Speed [km/h]	64.1	66.9	65.3	62.5	64.6	65.6	61.8
Avg. Dist. to Rail [m]	12.5	4.6	0.8	0.5	0.8	3.5	3.7
Avg. Stride Freq. [Hz]	2.1	2.5	2.4	2.3	2.3	2.4	2.3
Avg. Stride Length [m]	6.0	7.3	7.4	7.3	7.4	7.4	7.0



- [] Ranking at each section and finish
- .-.- No data available at this section
- NA No data available



Horse/Jockey Name	Maconda
Final Rank	8
Fastest Section Time (Section)	0:07.98 (Overall)
Top Speed [km/h] (Section)	66.5 (1200m)
Race State	Finished



Eagle Farm QLD Professional

Race 4: U&U RECRUITMENT Maiden Plate - 1300m

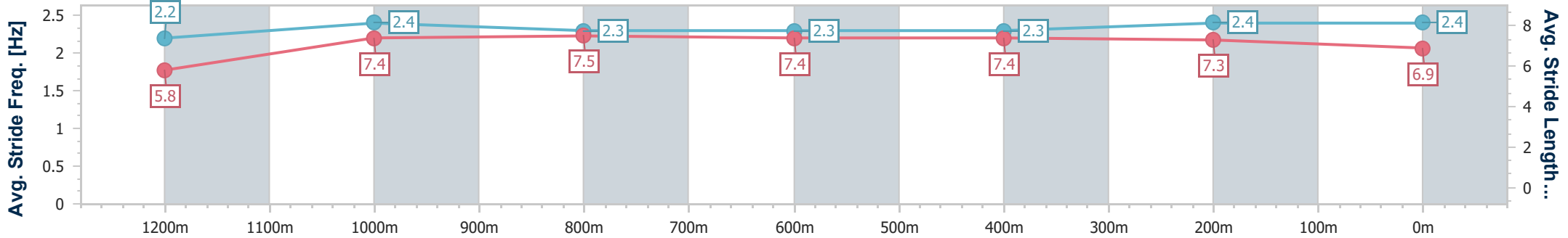
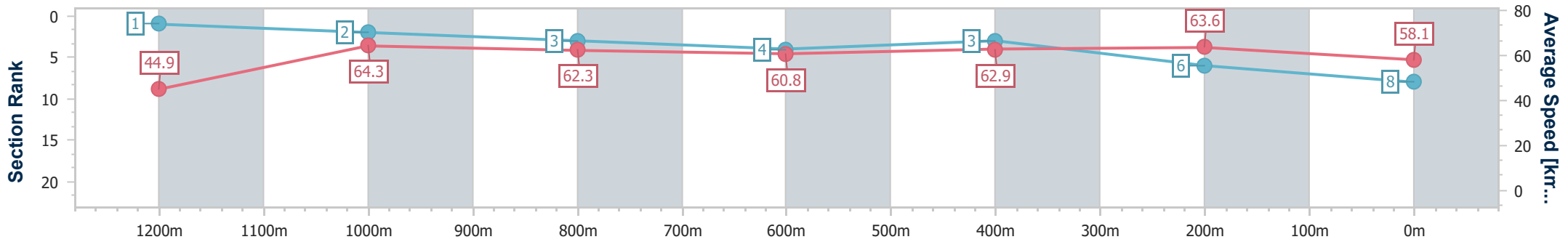
20 September 2024 - 14:18

Track Rating: Good 4, Weather: Fine, Rail Position: +7m Entire



BRISBANE RACING CLUB

Section	Overall	1200m	1000m	800m	600m	400m	200m
Section Times	1:17.74 [8] (0:07.98)	1:09.76 [1] (0:11.25)	0:58.51 [2] (0:11.53)	0:46.98 [3] (0:11.80)	0:35.18 [4] (0:11.47)	0:23.71 [3] (0:11.31)	0:12.40 [6] (0:12.40)
Average Speed [km/h]	44.9	64.3	62.3	60.8	62.9	63.6	58.1
Top Speed [km/h]	60.4	66.5	63.4	61.9	64.8	65.2	61.2
Avg. Dist. to Rail [m]	3.9	0.8	0.5	0.2	0.5	2.7	3.8
Avg. Stride Freq. [Hz]	2.2	2.4	2.3	2.3	2.3	2.4	2.4
Avg. Stride Length [m]	5.8	7.4	7.5	7.4	7.4	7.3	6.9



- [] Ranking at each section and finish
- .-.- No data available at this section
- NA No data available



Horse/Jockey Name	Blueprint
Final Rank	9
Fastest Section Time (Section)	0:08.25 (Overall)
Top Speed [km/h] (Section)	65.8 (400m)
Race State	Finished



Eagle Farm QLD Professional

Race 4: U&U RECRUITMENT Maiden Plate - 1300m

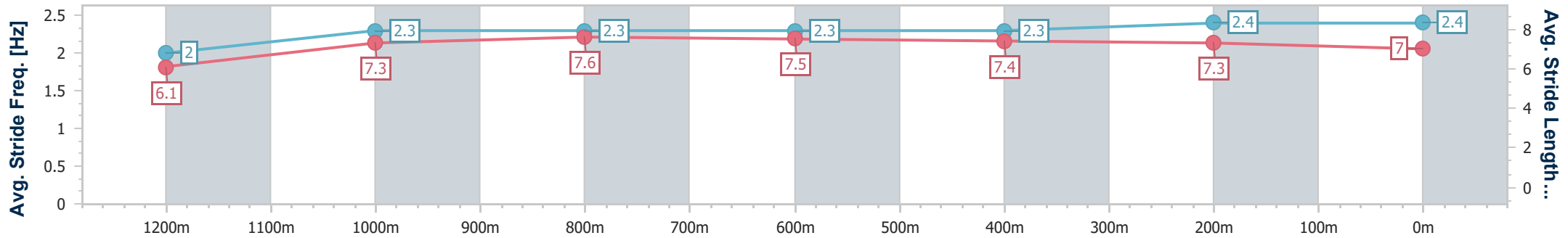
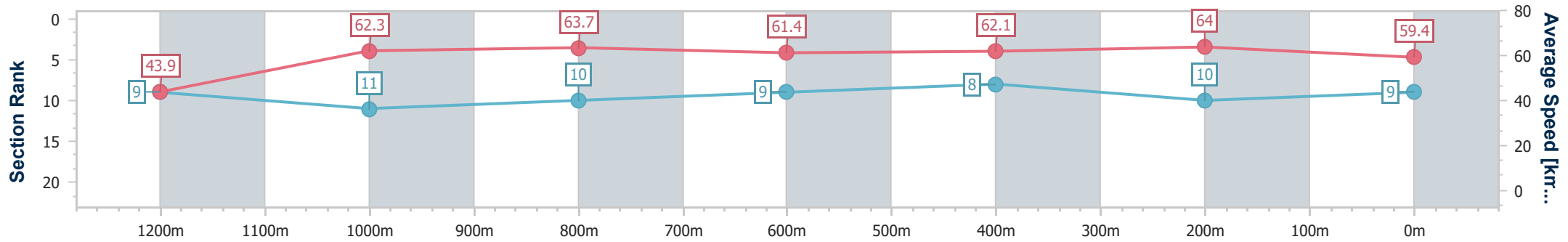
20 September 2024 - 14:18

Track Rating: Good 4, Weather: Fine, Rail Position: +7m Entire



BRISBANE RACING CLUB

Section	Overall	1200m	1000m	800m	600m	400m	200m
Section Times	1:17.98 [9] (0:08.25)	1:09.73 [9] (0:11.62)	0:58.11 [11] (0:11.40)	0:46.71 [10] (0:11.75)	0:34.96 [9] (0:11.60)	0:23.36 [8] (0:11.22)	0:12.14 [10] (0:12.14)
Average Speed [km/h]	43.9	62.3	63.7	61.4	62.1	64.0	59.4
Top Speed [km/h]	60.7	63.6	64.7	61.9	64.0	65.8	63.0
Avg. Dist. to Rail [m]	6.2	2.9	1.7	0.7	0.4	1.8	3.2
Avg. Stride Freq. [Hz]	2.0	2.3	2.3	2.3	2.3	2.4	2.4
Avg. Stride Length [m]	6.1	7.3	7.6	7.5	7.4	7.3	7.0



- [] Ranking at each section and finish
- .-.- No data available at this section
- NA No data available



Horse/Jockey Name	Enid
Final Rank	10
Fastest Section Time (Section)	0:08.17 (Overall)
Top Speed [km/h] (Section)	66.5 (400m)
Race State	Finished



Eagle Farm QLD Professional

Race 4: U&U RECRUITMENT Maiden Plate - 1300m

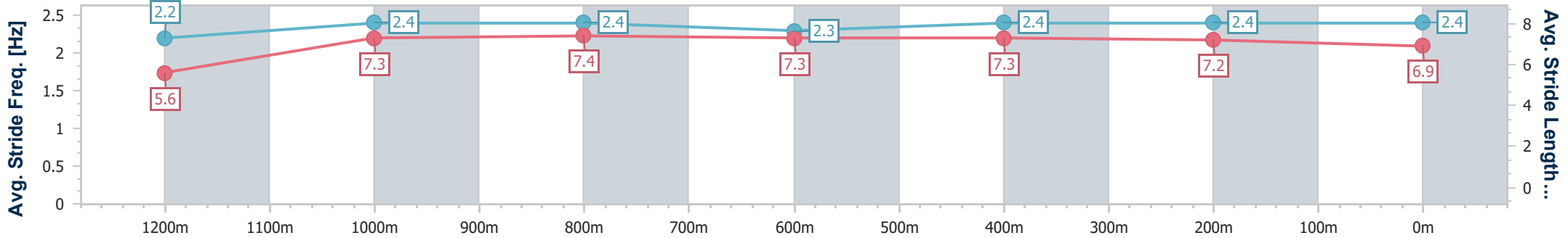
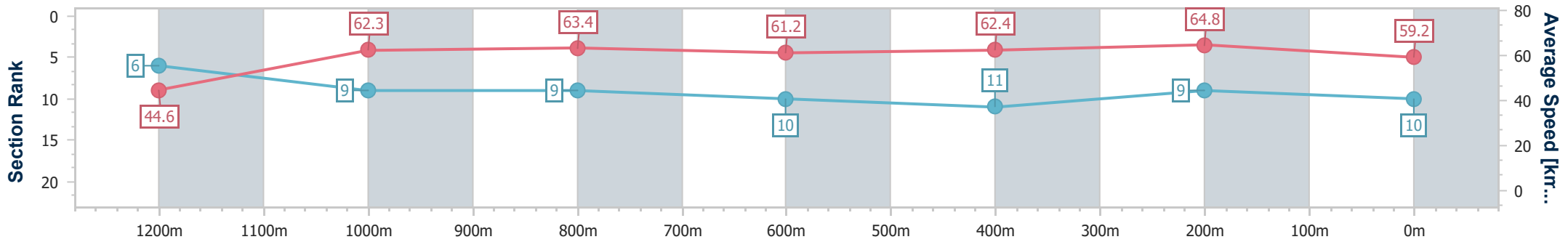
20 September 2024 - 14:18

Track Rating: Good 4, Weather: Fine, Rail Position: +7m Entire



BRISBANE RACING CLUB

Section	Overall	1200m	1000m	800m	600m	400m	200m
Section Times	1:17.99 [10] (0:08.17)	1:09.82 [6] (0:11.57)	0:58.25 [9] (0:11.51)	0:46.74 [9] (0:11.86)	0:34.88 [10] (0:11.65)	0:23.23 [11] (0:11.07)	0:12.16 [9] (0:12.16)
Average Speed [km/h]	44.6	62.3	63.4	61.2	62.4	64.8	59.2
Top Speed [km/h]	58.1	64.3	64.8	62.1	64.0	66.5	63.2
Avg. Dist. to Rail [m]	6.5	2.0	3.3	1.7	1.7	5.2	4.8
Avg. Stride Freq. [Hz]	2.2	2.4	2.4	2.3	2.4	2.4	2.4
Avg. Stride Length [m]	5.6	7.3	7.4	7.3	7.3	7.2	6.9



- [] Ranking at each section and finish
- .-.- No data available at this section
- NA No data available



Horse/Jockey Name	Let'sshowem
Final Rank	11
Fastest Section Time (Section)	0:08.76 (Overall)
Top Speed [km/h] (Section)	66.4 (400m)
Race State	Finished



Eagle Farm QLD Professional

Race 4: U&U RECRUITMENT Maiden Plate - 1300m

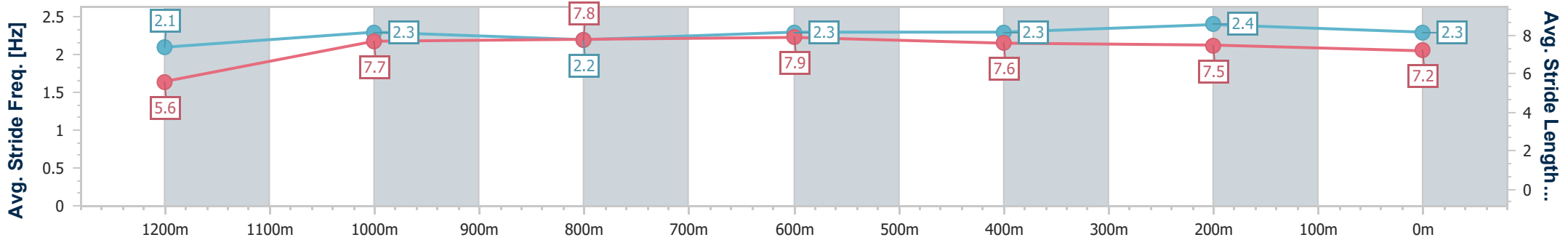
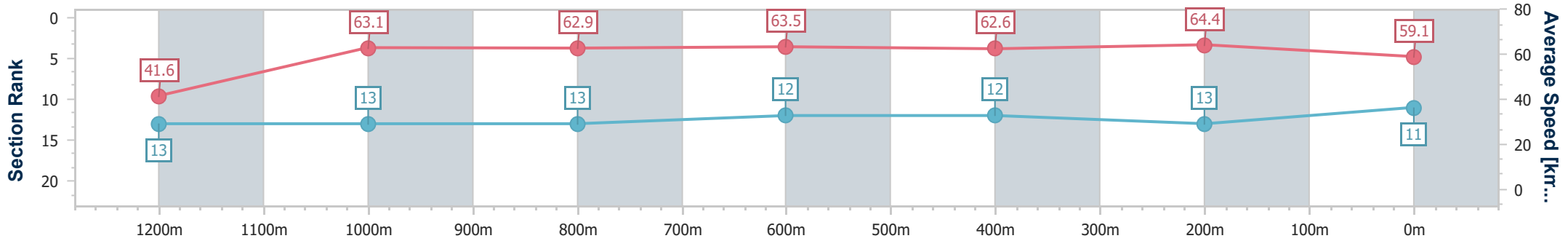
20 September 2024 - 14:18

Track Rating: Good 4, Weather: Fine, Rail Position: +7m Entire



BRISBANE RACING CLUB

Section	Overall	1200m	1000m	800m	600m	400m	200m
Section Times	1:18.24 [11] (0:08.76)	1:09.48 [13] (0:11.48)	0:58.00 [13] (0:11.55)	0:46.45 [13] (0:11.49)	0:34.96 [12] (0:11.60)	0:23.36 [12] (0:11.19)	0:12.17 [13] (0:12.17)
Average Speed [km/h]	41.6	63.1	62.9	63.5	62.6	64.4	59.1
Top Speed [km/h]	60.9	64.6	64.0	64.1	65.9	66.4	61.9
Avg. Dist. to Rail [m]	12.1	3.2	2.4	2.2	2.5	7.7	8.9
Avg. Stride Freq. [Hz]	2.1	2.3	2.2	2.3	2.3	2.4	2.3
Avg. Stride Length [m]	5.6	7.7	7.8	7.9	7.6	7.5	7.2



- [] Ranking at each section and finish
- .-.- No data available at this section
- NA No data available



Horse/Jockey Name	Arteluce
Final Rank	12
Fastest Section Time (Section)	0:08.19 (Overall)
Top Speed [km/h] (Section)	65.4 (400m)
Race State	Finished



Eagle Farm QLD Professional

Race 4: U&U RECRUITMENT Maiden Plate - 1300m

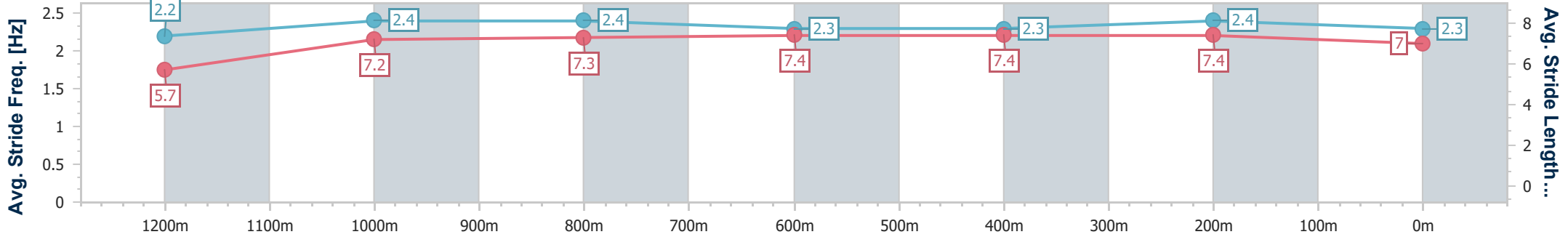
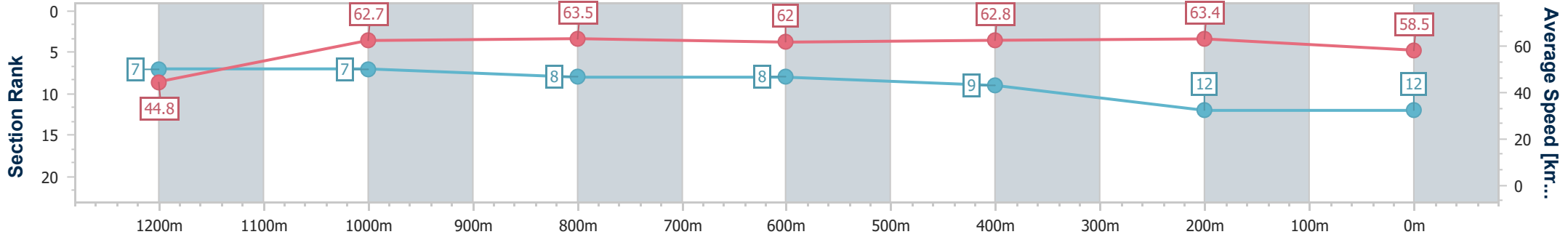
20 September 2024 - 14:18

Track Rating: Good 4, Weather: Fine, Rail Position: +7m Entire



BRISBANE RACING CLUB

Section	Overall	1200m	1000m	800m	600m	400m	200m
Section Times	1:18.30 [12] (0:08.19)	1:10.11 [7] (0:11.51)	0:58.60 [7] (0:11.53)	0:47.07 [8] (0:11.77)	0:35.30 [8] (0:11.62)	0:23.68 [9] (0:11.35)	0:12.33 [12] (0:12.33)
Average Speed [km/h]	44.8	62.7	63.5	62.0	62.8	63.4	58.5
Top Speed [km/h]	62.0	64.6	64.6	62.4	65.4	65.4	62.1
Avg. Dist. to Rail [m]	13.3	5.6	3.1	2.7	2.9	7.1	8.0
Avg. Stride Freq. [Hz]	2.2	2.4	2.4	2.3	2.3	2.4	2.3
Avg. Stride Length [m]	5.7	7.2	7.3	7.4	7.4	7.4	7.0



- [] Ranking at each section and finish
- .-.- No data available at this section
- NA No data available



Horse/Jockey Name	Doumo
Final Rank	13
Fastest Section Time (Section)	0:08.36 (Overall)
Top Speed [km/h] (Section)	65.3 (1200m)
Race State	Finished



Eagle Farm QLD Professional

Race 4: U&U RECRUITMENT Maiden Plate - 1300m

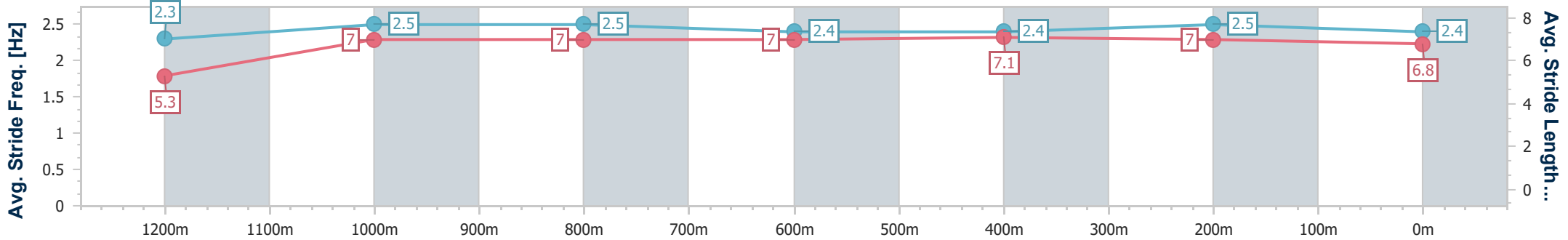
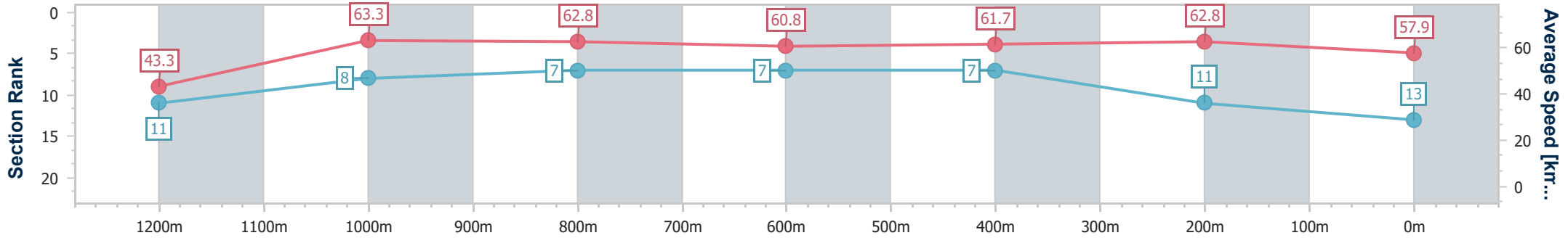
20 September 2024 - 14:18

Track Rating: Good 4, Weather: Fine, Rail Position: +7m Entire



BRISBANE RACING CLUB

Section	Overall	1200m	1000m	800m	600m	400m	200m
Section Times	1:18.41 [13] (0:08.36)	1:10.05 [11] (0:11.37)	0:58.68 [8] (0:11.46)	0:47.22 [7] (0:11.76)	0:35.46 [7] (0:11.53)	0:23.93 [7] (0:11.46)	0:12.47 [11] (0:12.47)
Average Speed [km/h]	43.3	63.3	62.8	60.8	61.7	62.8	57.9
Top Speed [km/h]	61.6	65.3	64.5	62.4	63.1	64.5	60.4
Avg. Dist. to Rail [m]	4.4	1.4	0.6	1.9	2.2	0.6	0.8
Avg. Stride Freq. [Hz]	2.3	2.5	2.5	2.4	2.4	2.5	2.4
Avg. Stride Length [m]	5.3	7.0	7.0	7.0	7.1	7.0	6.8



- [] Ranking at each section and finish
- .-.- No data available at this section
- NA No data available



Eagle Farm QLD Professional

Race 5: LADBROKES RACING CLUB BENCHMARK 68 Handicap - 1000m

20 September 2024 - 14:58



BRISBANE
RACING CLUB

Track Rating: Good 4, Weather: Fine, Rail Position: +7m Entire

Section										Last 600m		
Field Times		Overall	800m	600m	400m	200m						
		0:56.75 (0:12.82)	0:43.93 (0:10.44)	0:33.49 (0:10.79)	0:22.70 (0:10.88)	0:11.82 (0:11.82)						0:33.49
Rank	TAB Horse/Jockey	Barrier	Top Speed [km/h]	Fastest Section						Margin	Distance Travelled [m]	
1	6 SUPER DAISY Nikita Beriman	8	71.4	0:10.40	0:56.75 [1] (0:12.86)	0:43.89 [2] (0:10.40)	0:33.49 [1] (0:10.79)	0:22.70 [1] (0:10.88)	0:11.82 [1] (0:11.82)	0:56.75	0:33.49	
2	7 GREAT BARRIER REEF James Orman	2	71.3	0:10.54	0:56.96 [2] (0:13.14)	0:43.82 [5] (0:10.54)	0:33.28 [6] (0:10.83)	0:22.45 [6] (0:10.76)	0:11.69 [6] (0:11.69)	1.24L	0:33.28	+1
3	1 GIVE GIGGLES Emily Lang	5	70.9	0:10.27	0:57.02 [3] (0:13.16)	0:43.86 [6] (0:10.27)	0:33.59 [3] (0:10.78)	0:22.81 [3] (0:10.91)	0:11.90 [3] (0:11.90)	1.55L	0:33.59	+0
4	8 SHE'S A ROGUE Tahlia Fenlon	14	70.2	0:10.52	0:57.05 [4] (0:13.31)	0:43.74 [7] (0:10.52)	0:33.22 [7] (0:10.75)	0:22.47 [7] (0:10.78)	0:11.69 [7] (0:11.69)	1.74L	0:33.22	+3
5	9 ADALIE Tiffani Brooker	6	71.9	0:10.64	0:57.07 [5] (0:12.82)	0:44.25 [1] (0:10.64)	0:33.61 [4] (0:10.88)	0:22.73 [4] (0:10.84)	0:11.89 [4] (0:11.89)	1.88L	0:33.61	+1
6	15 MILTON ROAD Andrew Mallyon	3	69.0	0:10.56	0:57.17 [6] (0:13.51)	0:43.66 [8] (0:10.56)	0:33.10 [9] (0:10.58)	0:22.52 [8] (0:10.76)	0:11.76 [8] (0:11.76)	2.45L	0:33.10	-2
7	3 FEMME FATALE Cejay Graham	10	70.4	0:10.53	0:57.44 [7] (0:12.95)	0:44.49 [4] (0:10.53)	0:33.96 [5] (0:10.87)	0:23.09 [5] (0:10.86)	0:12.23 [5] (0:12.23)	4.04L	0:33.96	+3
8	5 TELLEZ Bailey Wheeler	11	71.0	0:10.42	0:57.56 [8] (0:13.86)	0:43.70 [11] (0:10.42)	0:33.28 [11] (0:10.57)	0:22.71 [10] (0:10.78)	0:11.93 [10] (0:11.93)	4.77L	0:33.28	+0
9	11 HELIKEDEMPRETTEY Noel Callow	7	70.8	0:10.42	0:57.68 [9] (0:13.56)	0:44.12 [9] (0:10.42)	0:33.70 [8] (0:10.76)	0:22.94 [9] (0:10.87)	0:12.07 [9] (0:12.07)	5.44L	0:33.70	+7
10	13 KING OF THE JUNGLE Angela Jones	9	72.4	0:10.42	0:57.68 [10] (0:12.90)	0:44.78 [3] (0:10.42)	0:34.36 [2] (0:10.78)	0:23.58 [2] (0:10.99)	0:12.59 [2] (0:12.59)	5.45L	0:34.36	+4

Scratched: New Hampshire (#16), Instagood (#12), Glorious Ruby (#4), Bossed Up (#2)

Report Created: Fri 20 September 2024 15:15 GMT (Note: Timing is based on position data)

Page 1/14

[] Ranking at each section and finish
 -:-:- No data available at this section
 NA No data available

SCN Saddle cloth number
 DNF Did not finish
 DNT Did not track

data processed by TRIPLES DATA



Eagle Farm QLD Professional

Race 5: LADBROKES RACING CLUB BENCHMARK 68 Handicap - 1000m

20 September 2024 - 14:58



BRISBANE
RACING CLUB

Track Rating: Good 4, Weather: Fine, Rail Position: +7m Entire

Section		Overall	800m	600m	400m	200m	Last 600m					
Field Times		0:56.75 (0:12.82)	0:43.93 (0:10.44)	0:33.49 (0:10.79)	0:22.70 (0:10.88)	0:11.82 (0:11.82)	0:33.49					
Rank	TAB Horse/Jockey	Barrier	Top Speed [km/h]	Fastest Section	Margin					Distance Travelled [m]		
11	14 GYPSY TRICKS Michael Rodd	15	71.7 800m	0:10.35 800m	0:57.87 [11] (0:13.91)	0:43.96 [12] (0:10.35)	0:33.61 [10] (0:10.62)	0:22.99 [11] (0:10.78)	0:12.21 [11] (0:12.21)	6.56L	0:33.61	+3
12	10 BAT PAD Robbie Dolan	12	69.7 800m	0:10.66 800m	0:58.13 [12] (0:13.73)	0:44.40 [10] (0:10.66)	0:33.74 [12] (0:11.05)	0:22.69 [12] (0:10.91)	0:11.78 [12] (0:11.78)	8.1L	0:33.74	+7

Scratched: New Hampshire (#16), Instagood (#12), Glorious Ruby (#4), Bossed Up (#2)

[] Ranking at each section and finish
 -:-:-:- No data available at this section
 NA No data available

SCN Saddle cloth number
 DNF Did not finish
 DNT Did not track



Horse/Jockey Name	Super Daisy
Final Rank	1
Fastest Section Time (Section)	0:10.40 (800m)
Top Speed [km/h] (Section)	71.4 (Overall)
Race State	Finished



Eagle Farm QLD Professional
Race 5: LADBROKES RACING CLUB BENCHMARK 68
Handicap - 1000m

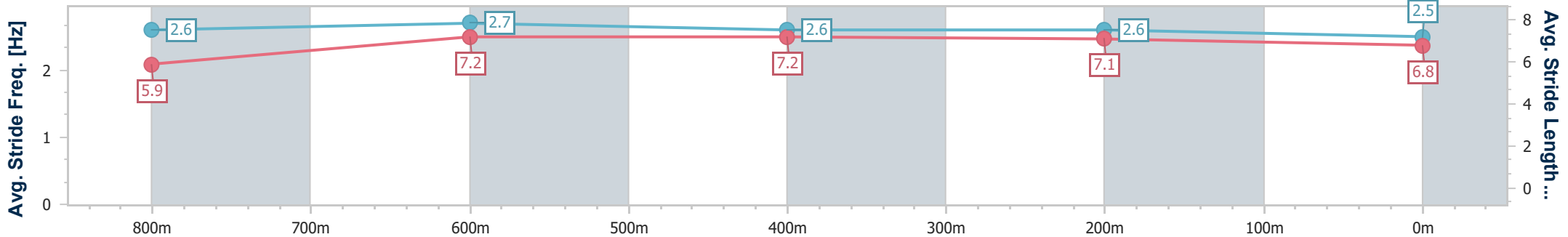
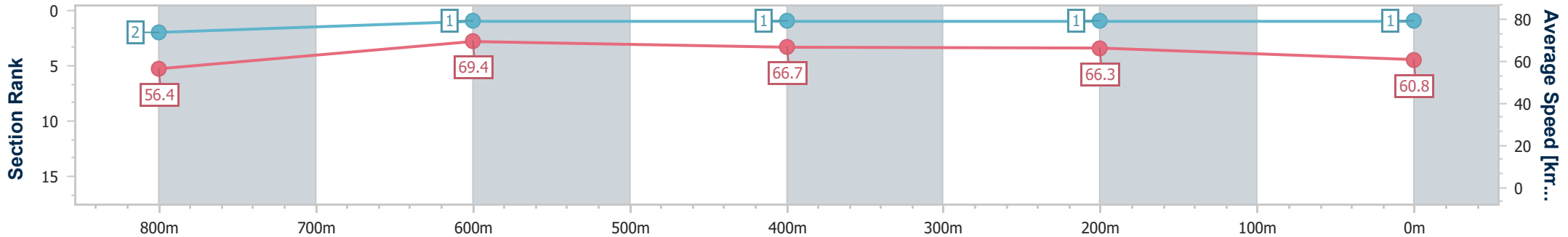
20 September 2024 - 14:58

Track Rating: Good 4, Weather: Fine, Rail Position: +7m Entire



BRISBANE
RACING CLUB

Section	Overall	800m	600m	400m	200m
Section Times	0:56.75 [1] (0:12.86)	0:43.89 [2] (0:10.40)	0:33.49 [1] (0:10.79)	0:22.70 [1] (0:10.88)	0:11.82 [1] (0:11.82)
Average Speed [km/h]	56.4	69.4	66.7	66.3	60.8
Top Speed [km/h]	71.4	71.0	68.6	67.7	63.8
Avg. Dist. to Rail [m]	3.9	0.9	0.5	1.4	0.8
Avg. Stride Freq. [Hz]	2.6	2.7	2.6	2.6	2.5
Avg. Stride Length [m]	5.9	7.2	7.2	7.1	6.8



- [] Ranking at each section and finish
- .-.- No data available at this section
- NA No data available



Horse/Jockey Name	Great Barrier Reef
Final Rank	2
Fastest Section Time (Section)	0:10.54 (800m)
Top Speed [km/h] (Section)	71.3 (Overall)
Race State	Finished



Eagle Farm QLD Professional
Race 5: LADBROKES RACING CLUB BENCHMARK 68
Handicap - 1000m

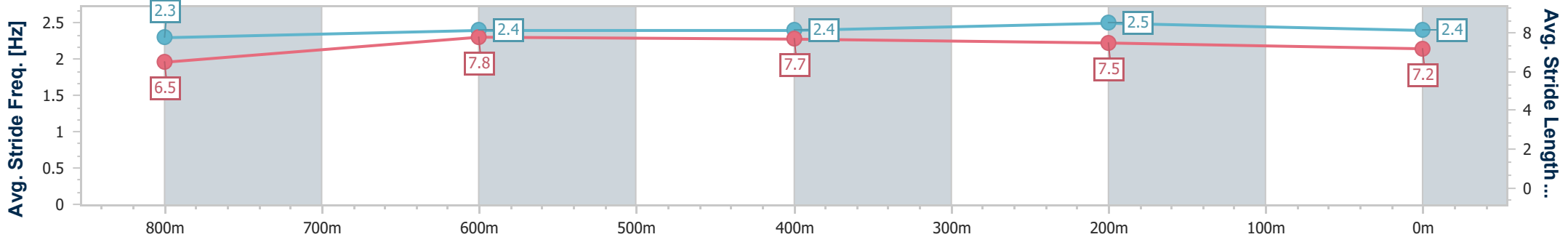
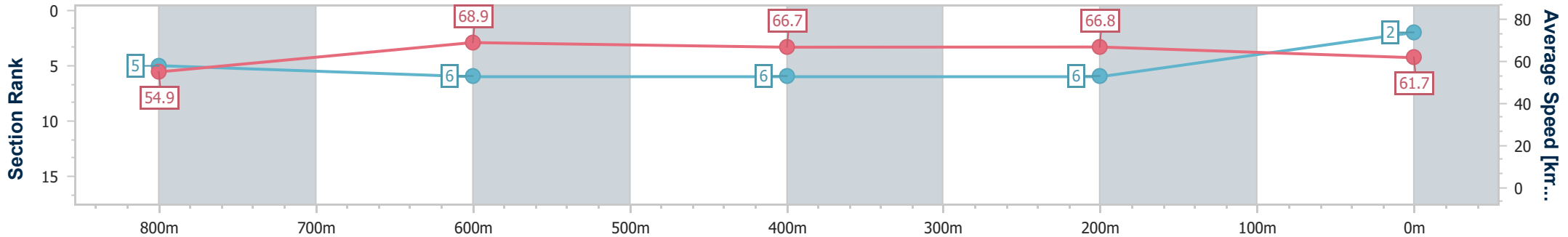
20 September 2024 - 14:58

Track Rating: Good 4, Weather: Fine, Rail Position: +7m Entire



BRISBANE
RACING CLUB

Section	Overall	800m	600m	400m	200m
Section Times	0:56.96 [2] (0:13.14)	0:43.82 [5] (0:10.54)	0:33.28 [6] (0:10.83)	0:22.45 [6] (0:10.76)	0:11.69 [6] (0:11.69)
Average Speed [km/h]	54.9	68.9	66.7	66.8	61.7
Top Speed [km/h]	71.3	71.3	68.2	67.8	65.4
Avg. Dist. to Rail [m]	1.3	1.5	1.5	4.4	4.0
Avg. Stride Freq. [Hz]	2.3	2.4	2.4	2.5	2.4
Avg. Stride Length [m]	6.5	7.8	7.7	7.5	7.2



- [] Ranking at each section and finish
- .-.- No data available at this section
- NA No data available



Horse/Jockey Name	Give Giggles
Final Rank	3
Fastest Section Time (Section)	0:10.27 (800m)
Top Speed [km/h] (Section)	70.9 (800m)
Race State	Finished



Eagle Farm QLD Professional
Race 5: LADBROKES RACING CLUB BENCHMARK 68
Handicap - 1000m

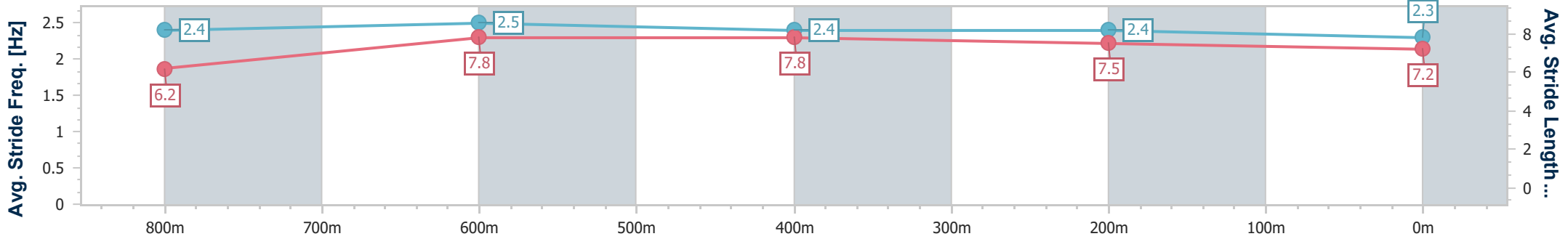
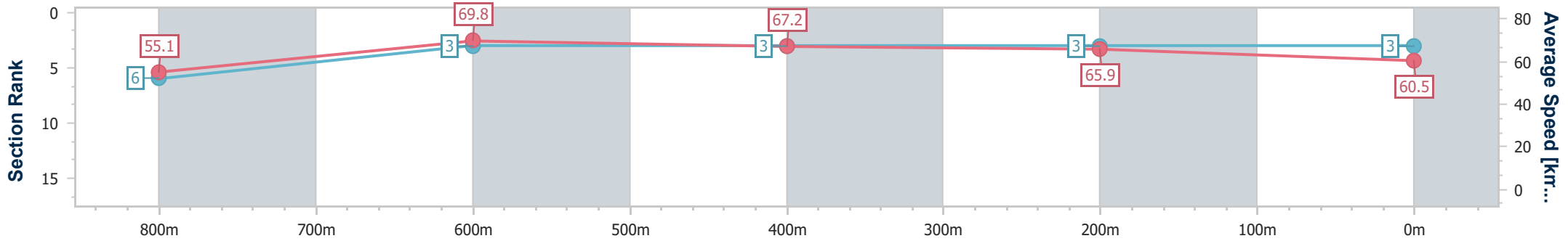
20 September 2024 - 14:58

Track Rating: Good 4, Weather: Fine, Rail Position: +7m Entire



BRISBANE
RACING CLUB

Section	Overall	800m	600m	400m	200m
Section Times	0:57.02 [3] (0:13.16)	0:43.86 [6] (0:10.27)	0:33.59 [3] (0:10.78)	0:22.81 [3] (0:10.91)	0:11.90 [3] (0:11.90)
Average Speed [km/h]	55.1	69.8	67.2	65.9	60.5
Top Speed [km/h]	70.8	70.9	68.4	67.8	62.9
Avg. Dist. to Rail [m]	1.4	0.9	1.6	4.2	4.7
Avg. Stride Freq. [Hz]	2.4	2.5	2.4	2.4	2.3
Avg. Stride Length [m]	6.2	7.8	7.8	7.5	7.2



- [] Ranking at each section and finish
- .-.- No data available at this section
- NA No data available



Horse/Jockey Name	She's A Rogue
Final Rank	4
Fastest Section Time (Section)	0:10.52 (800m)
Top Speed [km/h] (Section)	70.2 (800m)
Race State	Finished



Eagle Farm QLD Professional
Race 5: LADBROKES RACING CLUB BENCHMARK 68
Handicap - 1000m

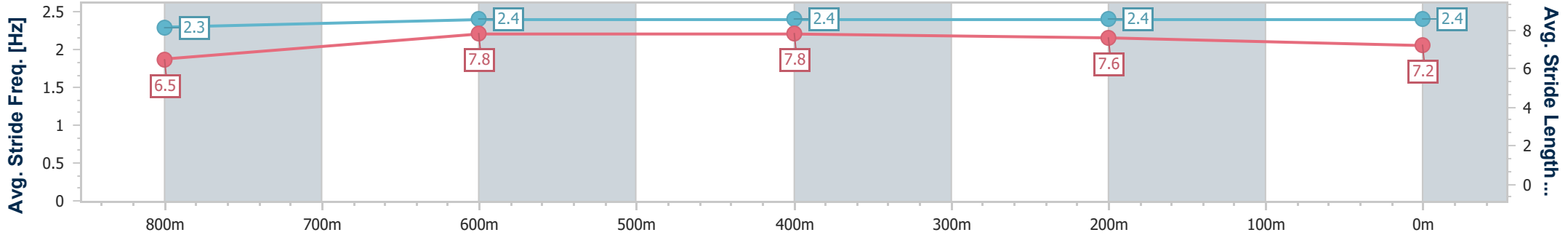
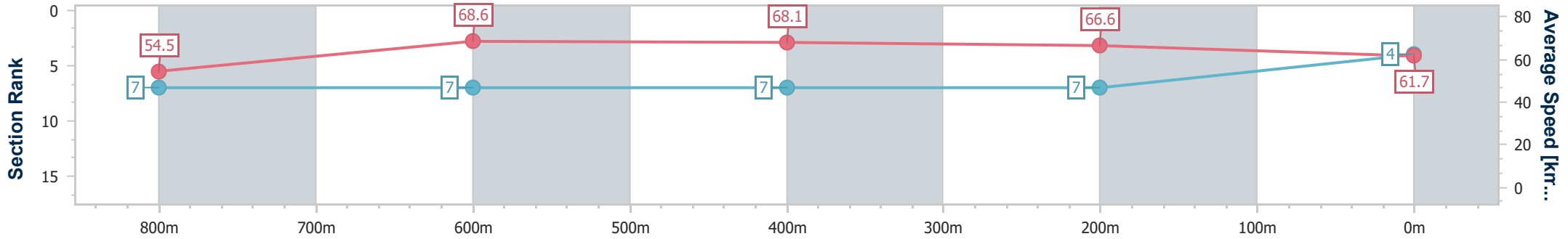
20 September 2024 - 14:58

Track Rating: Good 4, Weather: Fine, Rail Position: +7m Entire



BRISBANE
RACING CLUB

Section	Overall	800m	600m	400m	200m
Section Times	0:57.05 [4] (0:13.31)	0:43.74 [7] (0:10.52)	0:33.22 [7] (0:10.75)	0:22.47 [7] (0:10.78)	0:11.69 [7] (0:11.69)
Average Speed [km/h]	54.5	68.6	68.1	66.6	61.7
Top Speed [km/h]	70.0	70.2	69.6	67.9	65.5
Avg. Dist. to Rail [m]	6.1	0.4	2.9	7.4	8.7
Avg. Stride Freq. [Hz]	2.3	2.4	2.4	2.4	2.4
Avg. Stride Length [m]	6.5	7.8	7.8	7.6	7.2



- [] Ranking at each section and finish
- .-.- No data available at this section
- NA No data available



Horse/Jockey Name	Adalie
Final Rank	5
Fastest Section Time (Section)	0:10.64 (800m)
Top Speed [km/h] (Section)	71.9 (Overall)
Race State	Finished



Eagle Farm QLD Professional
Race 5: LADBROKES RACING CLUB BENCHMARK 68
Handicap - 1000m

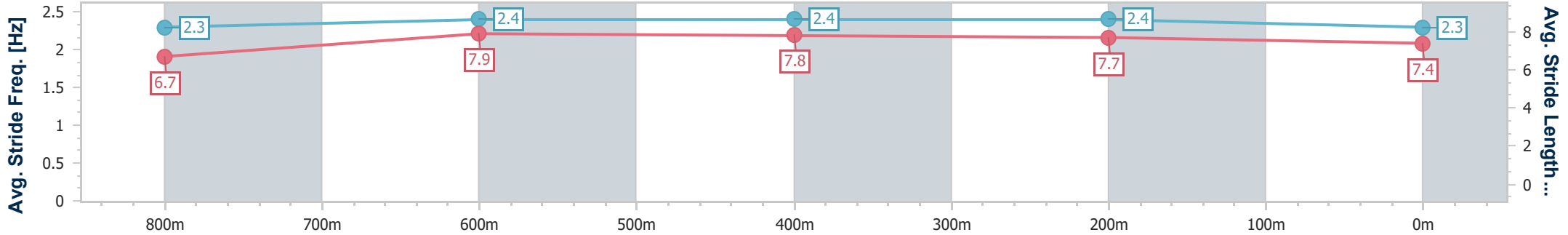
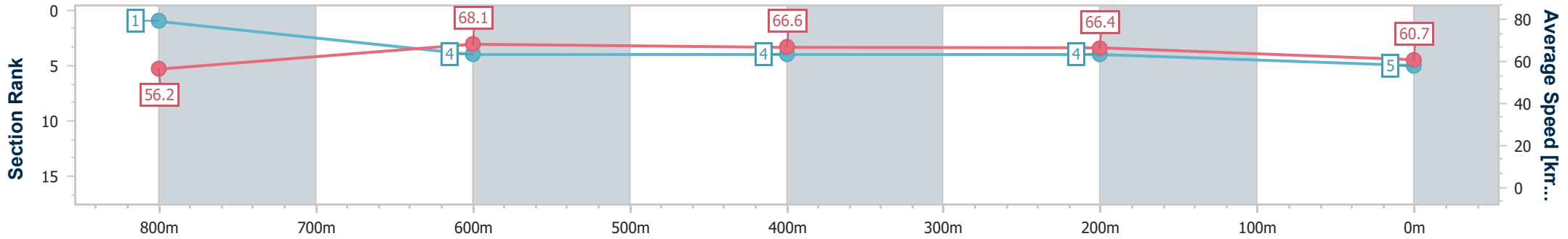


BRISBANE
RACING CLUB

20 September 2024 - 14:58

Track Rating: Good 4, Weather: Fine, Rail Position: +7m Entire

Section	Overall	800m	600m	400m	200m
Section Times	0:57.07 [5] (0:12.82)	0:44.25 [1] (0:10.64)	0:33.61 [4] (0:10.88)	0:22.73 [4] (0:10.84)	0:11.89 [4] (0:11.89)
Average Speed [km/h]	56.2	68.1	66.6	66.4	60.7
Top Speed [km/h]	71.9	70.8	67.5	67.6	64.3
Avg. Dist. to Rail [m]	2.0	1.2	1.6	2.4	1.8
Avg. Stride Freq. [Hz]	2.3	2.4	2.4	2.4	2.3
Avg. Stride Length [m]	6.7	7.9	7.8	7.7	7.4



- [] Ranking at each section and finish
- .-.- No data available at this section
- NA No data available



Horse/Jockey Name	Milton Road
Final Rank	6
Fastest Section Time (Section)	0:10.56 (800m)
Top Speed [km/h] (Section)	69.0 (600m)
Race State	Finished



Eagle Farm QLD Professional
Race 5: LADBROKES RACING CLUB BENCHMARK 68
Handicap - 1000m

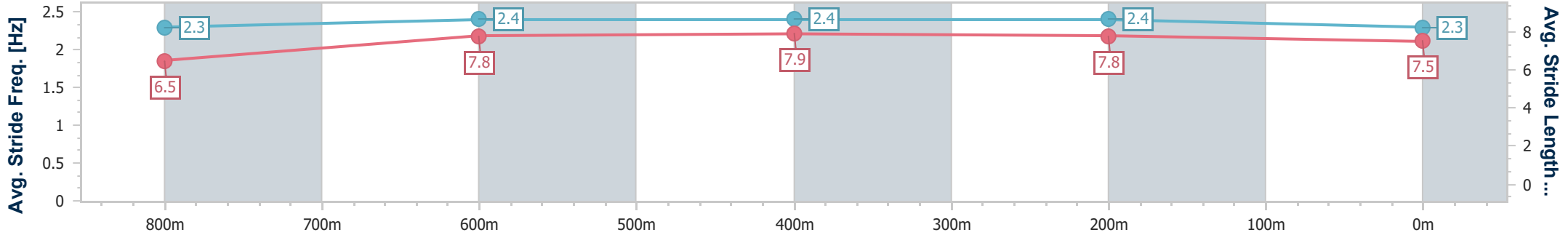
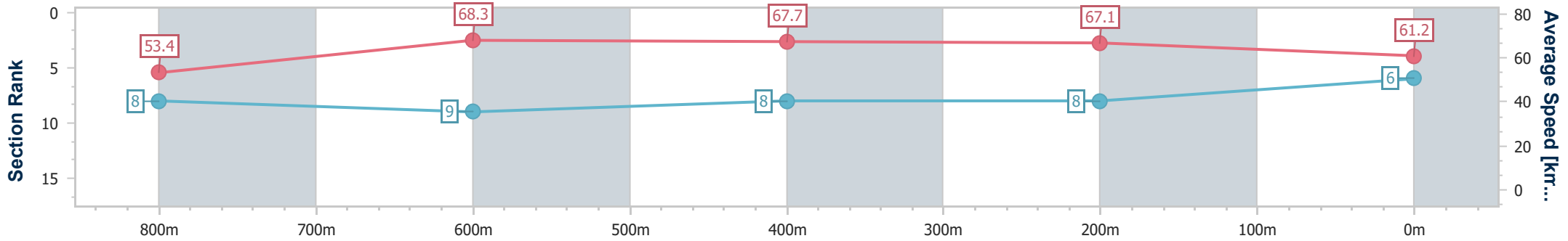
20 September 2024 - 14:58

Track Rating: Good 4, Weather: Fine, Rail Position: +7m Entire



BRISBANE
RACING CLUB

Section	Overall	800m	600m	400m	200m
Section Times	0:57.17 [6] (0:13.51)	0:43.66 [8] (0:10.56)	0:33.10 [9] (0:10.58)	0:22.52 [8] (0:10.76)	0:11.76 [8] (0:11.76)
Average Speed [km/h]	53.4	68.3	67.7	67.1	61.2
Top Speed [km/h]	68.9	68.6	69.0	68.9	64.3
Avg. Dist. to Rail [m]	1.0	0.8	0.9	1.7	2.0
Avg. Stride Freq. [Hz]	2.3	2.4	2.4	2.4	2.3
Avg. Stride Length [m]	6.5	7.8	7.9	7.8	7.5



- [] Ranking at each section and finish
- .-.- No data available at this section
- NA No data available



Horse/Jockey Name	Femme Fatale
Final Rank	7
Fastest Section Time (Section)	0:10.53 (800m)
Top Speed [km/h] (Section)	70.4 (800m)
Race State	Finished



Eagle Farm QLD Professional
Race 5: LADBROKES RACING CLUB BENCHMARK 68
Handicap - 1000m

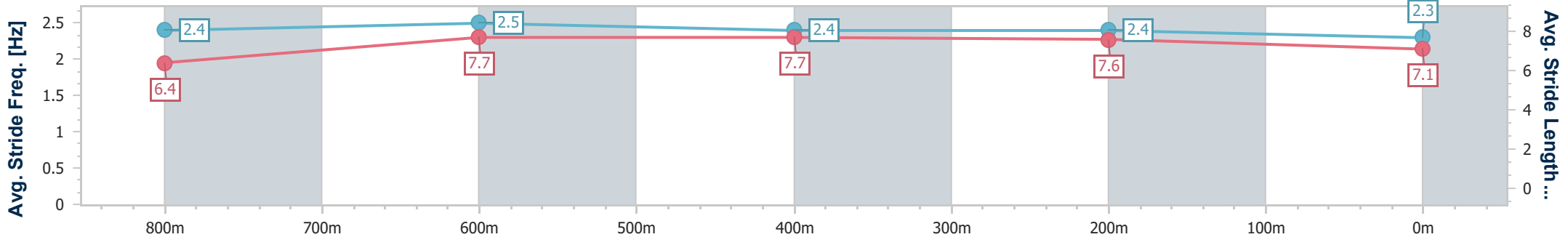
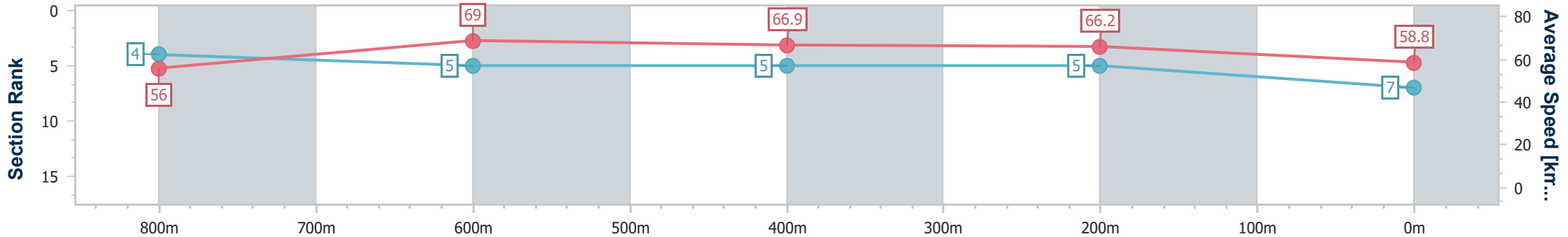
20 September 2024 - 14:58

Track Rating: Good 4, Weather: Fine, Rail Position: +7m Entire



BRISBANE
RACING CLUB

Section	Overall	800m	600m	400m	200m
Section Times	0:57.44 [7] (0:12.95)	0:44.49 [4] (0:10.53)	0:33.96 [5] (0:10.87)	0:23.09 [5] (0:10.86)	0:12.23 [5] (0:12.23)
Average Speed [km/h]	56.0	69.0	66.9	66.2	58.8
Top Speed [km/h]	70.1	70.4	68.1	68.7	62.9
Avg. Dist. to Rail [m]	4.5	1.9	1.9	6.0	6.6
Avg. Stride Freq. [Hz]	2.4	2.5	2.4	2.4	2.3
Avg. Stride Length [m]	6.4	7.7	7.7	7.6	7.1



- [] Ranking at each section and finish
- .-.- No data available at this section
- NA No data available



Horse/Jockey Name	Tellez
Final Rank	8
Fastest Section Time (Section)	0:10.42 (800m)
Top Speed [km/h] (Section)	71.0 (800m)
Race State	Finished



Eagle Farm QLD Professional
Race 5: LADBROKES RACING CLUB BENCHMARK 68
Handicap - 1000m

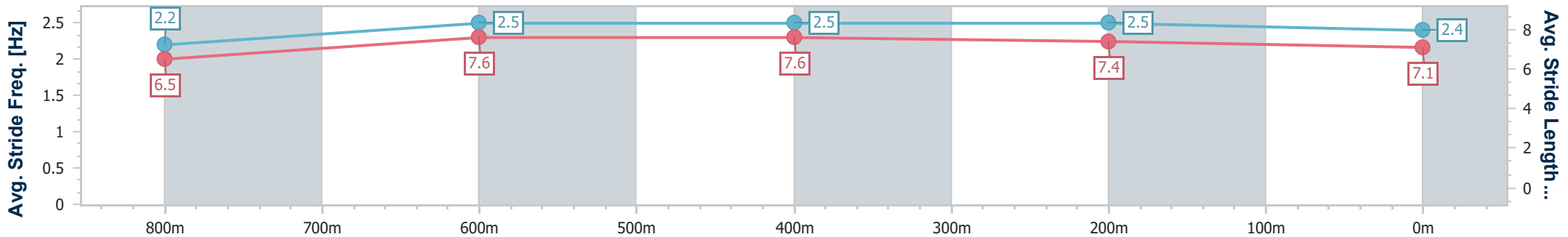
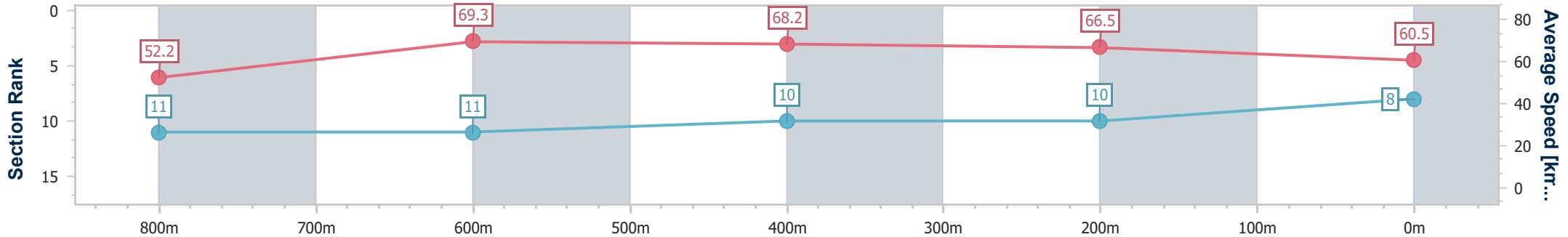
20 September 2024 - 14:58

Track Rating: Good 4, Weather: Fine, Rail Position: +7m Entire



BRISBANE
RACING CLUB

Section	Overall	800m	600m	400m	200m
Section Times	0:57.56 [8] (0:13.86)	0:43.70 [11] (0:10.42)	0:33.28 [11] (0:10.57)	0:22.71 [10] (0:10.78)	0:11.93 [10] (0:11.93)
Average Speed [km/h]	52.2	69.3	68.2	66.5	60.5
Top Speed [km/h]	70.1	71.0	68.8	69.8	63.2
Avg. Dist. to Rail [m]	4.9	0.3	0.7	3.8	5.0
Avg. Stride Freq. [Hz]	2.2	2.5	2.5	2.5	2.4
Avg. Stride Length [m]	6.5	7.6	7.6	7.4	7.1



- [] Ranking at each section and finish
- .-.- No data available at this section
- NA No data available



Horse/Jockey Name	Helikedempretty
Final Rank	9
Fastest Section Time (Section)	0:10.42 (800m)
Top Speed [km/h] (Section)	70.8 (800m)
Race State	Finished



Eagle Farm QLD Professional
Race 5: LADBROKES RACING CLUB BENCHMARK 68
Handicap - 1000m

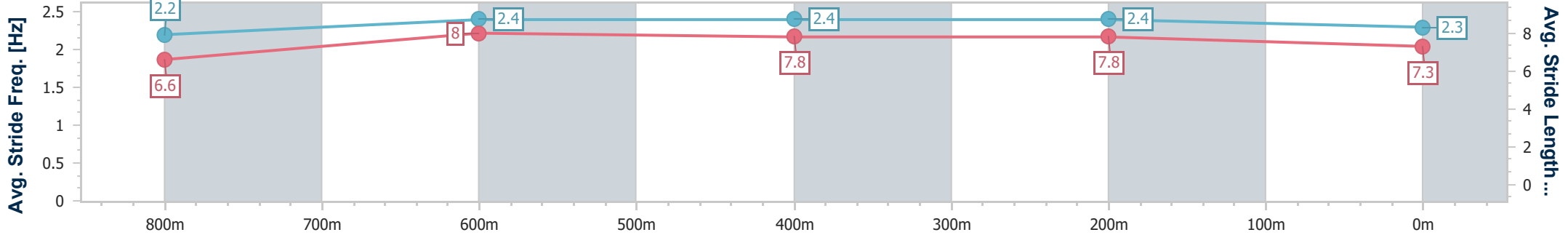
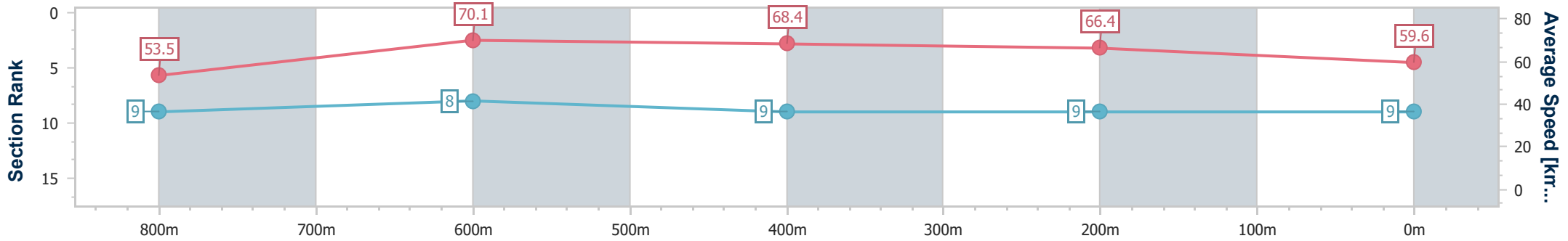
20 September 2024 - 14:58

Track Rating: Good 4, Weather: Fine, Rail Position: +7m Entire



BRISBANE
RACING CLUB

Section	Overall	800m	600m	400m	200m
Section Times	0:57.68 [9] (0:13.56)	0:44.12 [9] (0:10.42)	0:33.70 [8] (0:10.76)	0:22.94 [9] (0:10.87)	0:12.07 [9] (0:12.07)
Average Speed [km/h]	53.5	70.1	68.4	66.4	59.6
Top Speed [km/h]	69.8	70.8	70.2	68.0	63.1
Avg. Dist. to Rail [m]	3.1	3.1	5.4	9.1	8.6
Avg. Stride Freq. [Hz]	2.2	2.4	2.4	2.4	2.3
Avg. Stride Length [m]	6.6	8.0	7.8	7.8	7.3



- [] Ranking at each section and finish
- .-.- No data available at this section
- NA No data available



Horse/Jockey Name	King Of The Jungle
Final Rank	10
Fastest Section Time (Section)	0:10.42 (800m)
Top Speed [km/h] (Section)	72.4 (Overall)
Race State	Finished



Eagle Farm QLD Professional
Race 5: LADBROKES RACING CLUB BENCHMARK 68
Handicap - 1000m

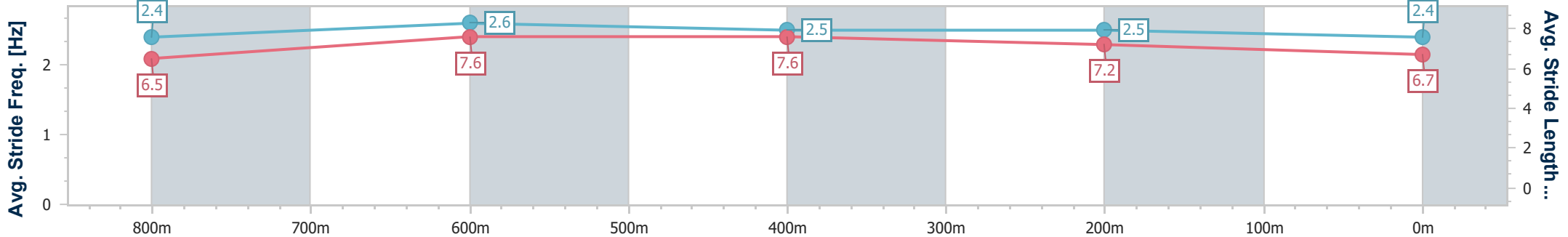
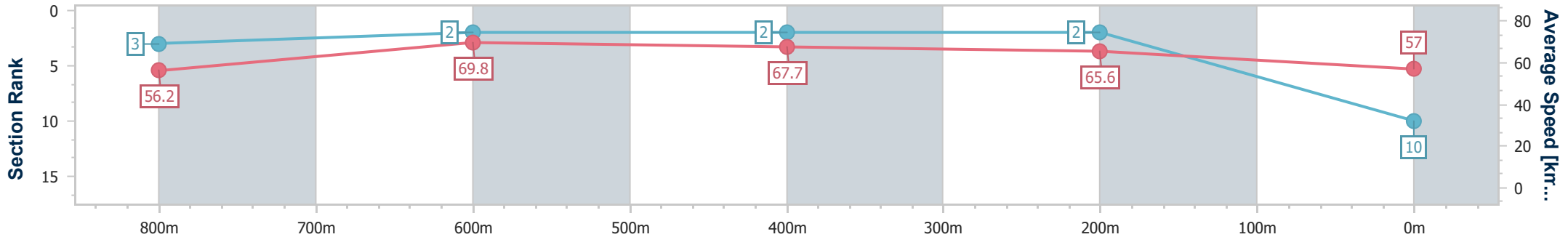
20 September 2024 - 14:58

Track Rating: Good 4, Weather: Fine, Rail Position: +7m Entire



BRISBANE
RACING CLUB

Section	Overall	800m	600m	400m	200m
Section Times	0:57.68 [10] (0:12.90)	0:44.78 [3] (0:10.42)	0:34.36 [2] (0:10.78)	0:23.58 [2] (0:10.99)	0:12.59 [2] (0:12.59)
Average Speed [km/h]	56.2	69.8	67.7	65.6	57.0
Top Speed [km/h]	72.4	71.9	69.4	67.3	63.3
Avg. Dist. to Rail [m]	4.3	2.8	2.4	3.6	3.6
Avg. Stride Freq. [Hz]	2.4	2.6	2.5	2.5	2.4
Avg. Stride Length [m]	6.5	7.6	7.6	7.2	6.7



- [] Ranking at each section and finish
- .-.- No data available at this section
- NA No data available



Horse/Jockey Name	Gypsy Tricks
Final Rank	11
Fastest Section Time (Section)	0:10.35 (800m)
Top Speed [km/h] (Section)	71.7 (800m)
Race State	Finished



Eagle Farm QLD Professional
Race 5: LADBROKES RACING CLUB BENCHMARK 68
Handicap - 1000m

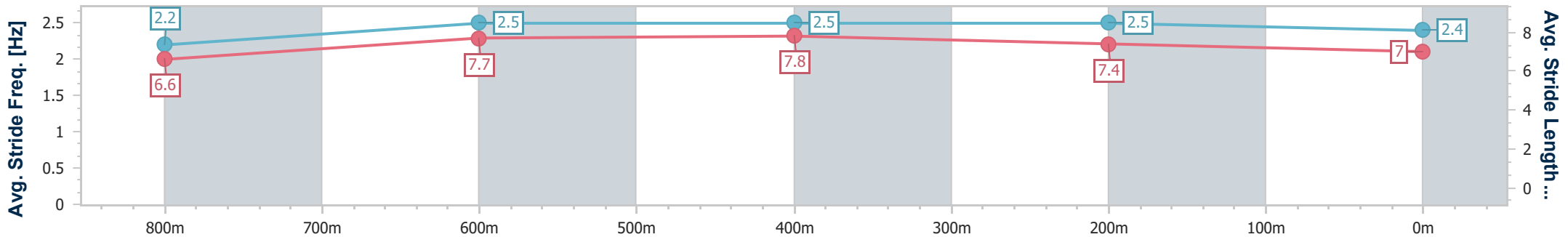
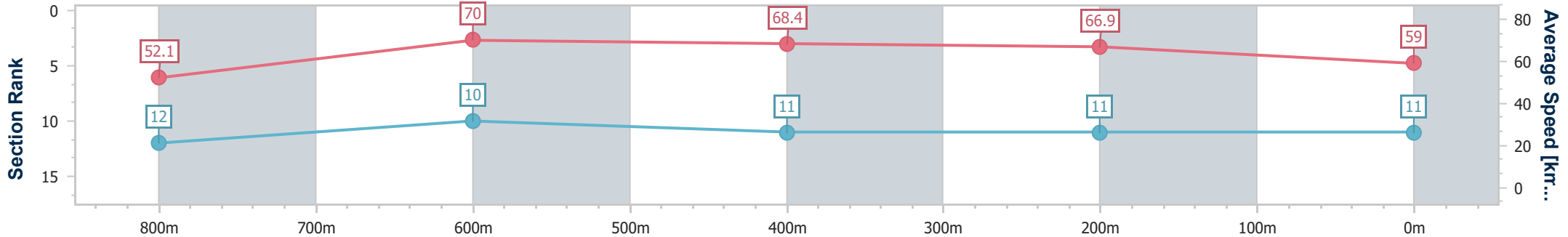
20 September 2024 - 14:58

Track Rating: Good 4, Weather: Fine, Rail Position: +7m Entire



BRISBANE
RACING CLUB

Section	Overall	800m	600m	400m	200m
Section Times	0:57.87 [11] (0:13.91)	0:43.96 [12] (0:10.35)	0:33.61 [10] (0:10.62)	0:22.99 [11] (0:10.78)	0:12.21 [11] (0:12.21)
Average Speed [km/h]	52.1	70.0	68.4	66.9	59.0
Top Speed [km/h]	69.2	71.7	69.5	68.9	63.6
Avg. Dist. to Rail [m]	6.3	0.8	2.4	8.0	9.3
Avg. Stride Freq. [Hz]	2.2	2.5	2.5	2.5	2.4
Avg. Stride Length [m]	6.6	7.7	7.8	7.4	7.0



- [] Ranking at each section and finish
- .-.- No data available at this section
- NA No data available



Horse/Jockey Name	Bat Pad
Final Rank	12
Fastest Section Time (Section)	0:10.66 (800m)
Top Speed [km/h] (Section)	69.7 (800m)
Race State	Finished



Eagle Farm QLD Professional
Race 5: LADBROKES RACING CLUB BENCHMARK 68
Handicap - 1000m

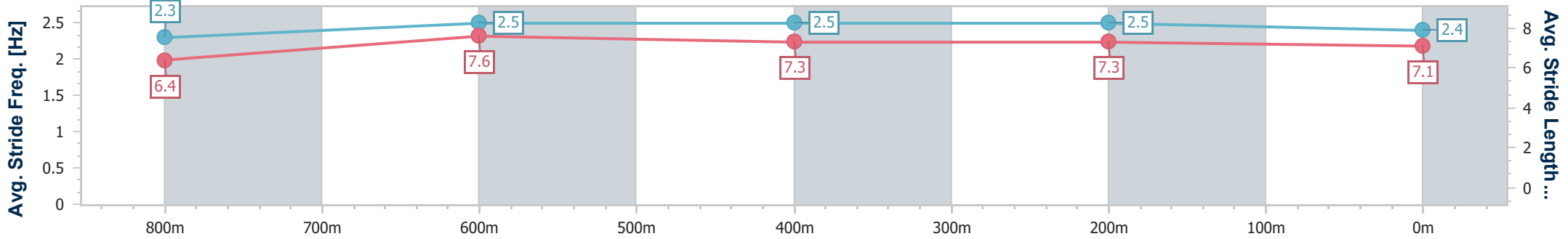
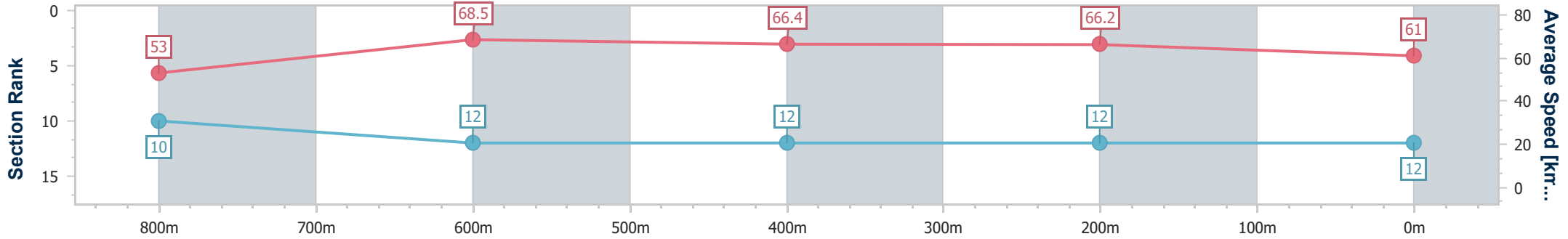
20 September 2024 - 14:58

Track Rating: Good 4, Weather: Fine, Rail Position: +7m Entire



BRISBANE
RACING CLUB

Section	Overall	800m	600m	400m	200m
Section Times	0:58.13 [12] (0:13.73)	0:44.40 [10] (0:10.66)	0:33.74 [12] (0:11.05)	0:22.69 [12] (0:10.91)	0:11.78 [12] (0:11.78)
Average Speed [km/h]	53.0	68.5	66.4	66.2	61.0
Top Speed [km/h]	67.3	69.7	68.9	67.2	63.6
Avg. Dist. to Rail [m]	6.4	4.0	3.8	2.7	2.7
Avg. Stride Freq. [Hz]	2.3	2.5	2.5	2.5	2.4
Avg. Stride Length [m]	6.4	7.6	7.3	7.3	7.1



- [] Ranking at each section and finish
- .-.- No data available at this section
- NA No data available



Eagle Farm QLD Professional

Race 6: SKY RACING BENCHMARK 78 Handicap - 1200m

20 September 2024 - 15:34



BRISBANE
RACING CLUB

Track Rating: Good 4, Weather: Fine, Rail Position: +7m Entire

Section		Overall	1000m	800m	600m	400m	200m	Last 600m					
Field Times		1:09.74 (0:13.31)	0:56.43 (0:11.01)	0:45.42 (0:11.18)	0:34.24 (0:11.30)	0:22.94 (0:11.00)	0:11.94 (0:11.94)	0:34.24					
Rank	TAB Horse/Jockey	Barrier	Top Speed [km/h]	Fastest Section	Margin						Distance Travelled [m]		
1	12 SHOT OF WHISKEY Justin Stanley	6	67.2 400m	0:11.00 400m	1:09.74 [1] (0:13.31)	0:56.43 [1] (0:11.01)	0:45.42 [1] (0:11.18)	0:34.24 [1] (0:11.30)	0:22.94 [1] (0:11.00)	0:11.94 [1] (0:11.94)	1:09.74	0:34.24	
2	11 FORTUNEER Justin Huxtable	4	67.0 800m	0:10.98 400m	1:09.89 [2] (0:13.56)	0:56.33 [3] (0:11.15)	0:45.18 [4] (0:11.18)	0:34.00 [4] (0:11.15)	0:22.85 [2] (0:10.98)	0:11.87 [2] (0:11.87)	0.87L	0:34.00	+6
3	4 NAVAS TWO Emily Lang	13	69.5 1000m	0:10.87 400m	1:09.95 [3] (0:14.43)	0:55.52 [7] (0:10.88)	0:44.64 [7] (0:10.95)	0:33.69 [7] (0:11.17)	0:22.52 [7] (0:10.87)	0:11.65 [6] (0:11.65)	1.25L	0:33.69	+1
4	1 MASTER SHOWMAN Jasper Franklin	5	67.4 1000m	0:10.94 1000m	1:10.00 [4] (0:13.85)	0:56.15 [5] (0:10.94)	0:45.21 [5] (0:11.14)	0:34.07 [5] (0:11.14)	0:22.93 [3] (0:11.06)	0:11.87 [3] (0:11.87)	1.51L	0:34.07	-3
5	5 ROLL UP James Orman	10	68.0 1000m	0:10.94 1000m	1:10.19 [5] (0:13.98)	0:56.21 [6] (0:10.94)	0:45.27 [6] (0:11.07)	0:34.20 [6] (0:11.13)	0:23.07 [5] (0:11.05)	0:12.02 [4] (0:12.02)	2.67L	0:34.20	+1
6	8 HEROIC MISS Tahlia Fenlon	1	66.3 1000m	0:11.11 1000m	1:10.25 [6] (0:13.58)	0:56.67 [4] (0:11.11)	0:45.56 [3] (0:11.11)	0:34.45 [3] (0:11.28)	0:23.17 [4] (0:11.15)	0:12.02 [5] (0:12.02)	2.98L	0:34.45	+1
7	7 EBONY KING Jake Bayliss	7	66.8 1000m	0:11.05 1000m	1:10.90 [7] (0:13.46)	0:57.44 [2] (0:11.05)	0:46.39 [2] (0:11.27)	0:35.12 [2] (0:11.37)	0:23.75 [6] (0:11.25)	0:12.50 [7] (0:12.50)	6.83L	0:35.12	+3

Scratched: Munitions (#2), Release The Beans (#3), Thelwell (#6), Jayanthi (#9), Top Order (#10), Party Spirit (#13), Bandasha (#14)

[] Ranking at each section and finish
 -:-:- No data available at this section
 NA No data available

SCN Saddle cloth number
 DNF Did not finish
 DNT Did not track



Horse/Jockey Name	Shot Of Whiskey
Final Rank	1
Fastest Section Time (Section)	0:11.00 (400m)
Top Speed [km/h] (Section)	67.2 (400m)
Race State	Finished



Eagle Farm QLD Professional

Race 6: SKY RACING BENCHMARK 78 Handicap - 1200m

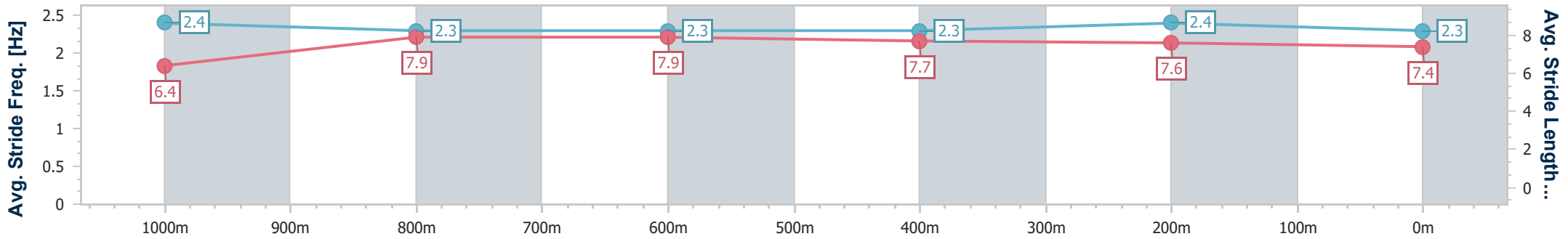
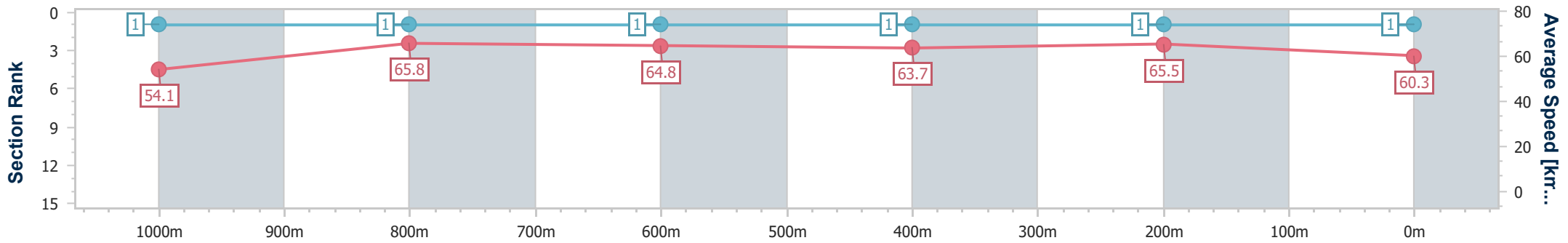
20 September 2024 - 15:34

Track Rating: Good 4, Weather: Fine, Rail Position: +7m Entire



BRISBANE RACING CLUB

Section	Overall	1000m	800m	600m	400m	200m
Section Times	1:09.74 [1] (0:13.31)	0:56.43 [1] (0:11.01)	0:45.42 [1] (0:11.18)	0:34.24 [1] (0:11.30)	0:22.94 [1] (0:11.00)	0:11.94 [1] (0:11.94)
Average Speed [km/h]	54.1	65.8	64.8	63.7	65.5	60.3
Top Speed [km/h]	66.8	66.8	65.9	64.8	67.2	63.2
Avg. Dist. to Rail [m]	2.7	1.5	0.8	0.3	0.3	0.7
Avg. Stride Freq. [Hz]	2.4	2.3	2.3	2.3	2.4	2.3
Avg. Stride Length [m]	6.4	7.9	7.9	7.7	7.6	7.4



- [] Ranking at each section and finish
- .-.- No data available at this section
- NA No data available



Horse/Jockey Name	Fortuneer
Final Rank	2
Fastest Section Time (Section)	0:10.98 (400m)
Top Speed [km/h] (Section)	67.0 (800m)
Race State	Finished



Eagle Farm QLD Professional

Race 6: SKY RACING BENCHMARK 78 Handicap - 1200m

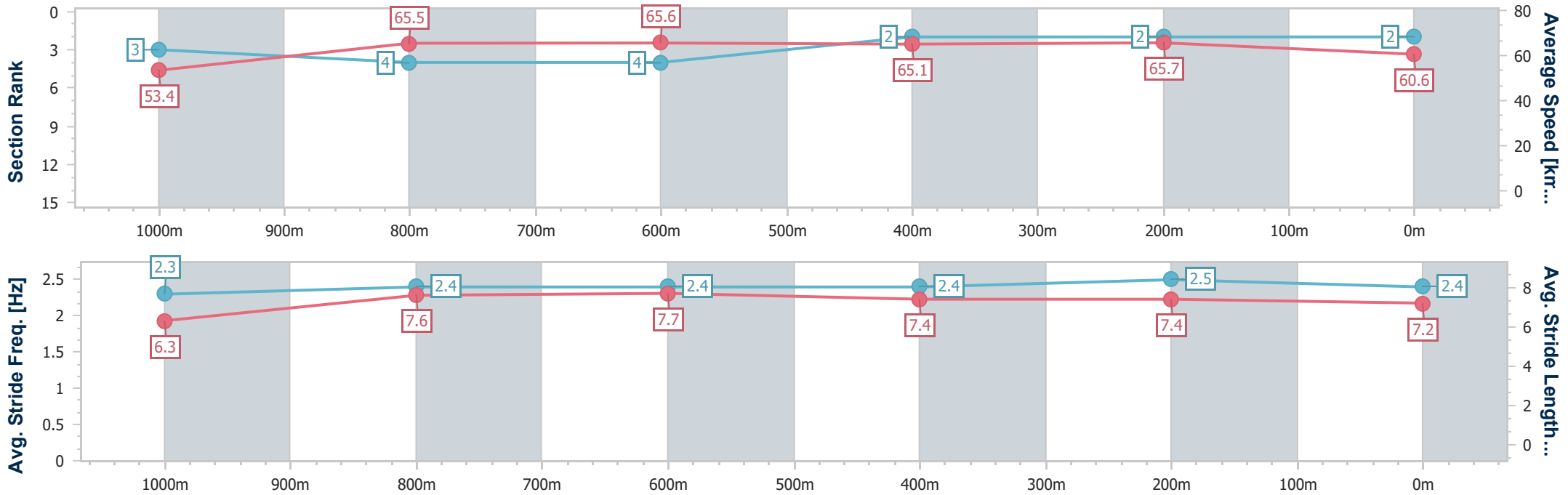
20 September 2024 - 15:34

Track Rating: Good 4, Weather: Fine, Rail Position: +7m Entire



BRISBANE RACING CLUB

Section	Overall	1000m	800m	600m	400m	200m
Section Times	1:09.89 [2] (0:13.56)	0:56.33 [3] (0:11.15)	0:45.18 [4] (0:11.18)	0:34.00 [4] (0:11.15)	0:22.85 [2] (0:10.98)	0:11.87 [2] (0:11.87)
Average Speed [km/h]	53.4	65.5	65.6	65.1	65.7	60.6
Top Speed [km/h]	66.2	66.5	67.0	66.8	66.7	63.3
Avg. Dist. to Rail [m]	1.8	3.6	3.2	2.3	2.8	2.2
Avg. Stride Freq. [Hz]	2.3	2.4	2.4	2.4	2.5	2.4
Avg. Stride Length [m]	6.3	7.6	7.7	7.4	7.4	7.2



- [] Ranking at each section and finish
- .-.- No data available at this section
- NA No data available



Horse/Jockey Name	Navas Two
Final Rank	3
Fastest Section Time (Section)	0:10.87 (400m)
Top Speed [km/h] (Section)	69.5 (1000m)
Race State	Finished



Eagle Farm QLD Professional

Race 6: SKY RACING BENCHMARK 78 Handicap - 1200m

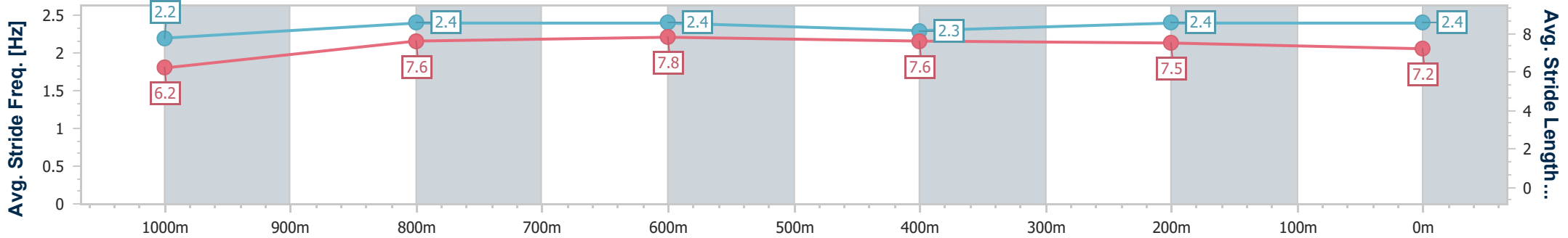
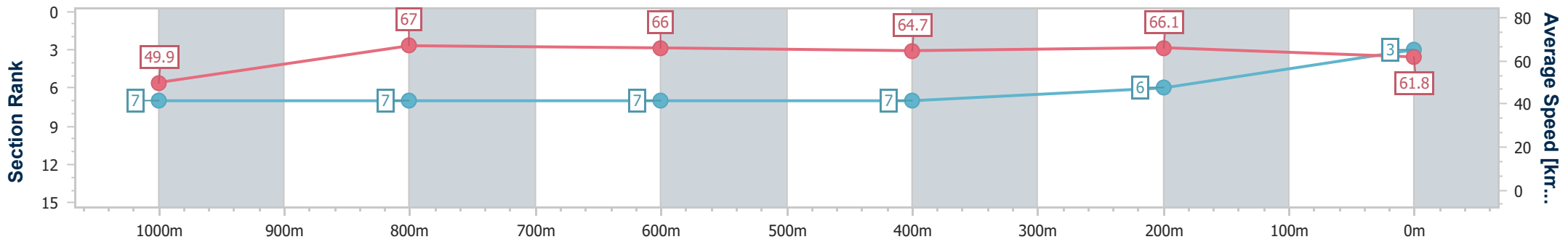
20 September 2024 - 15:34

Track Rating: Good 4, Weather: Fine, Rail Position: +7m Entire



BRISBANE RACING CLUB

Section	Overall	1000m	800m	600m	400m	200m
Section Times	1:09.95 [3] (0:14.43)	0:55.52 [7] (0:10.88)	0:44.64 [7] (0:10.95)	0:33.69 [7] (0:11.17)	0:22.52 [7] (0:10.87)	0:11.65 [6]
Average Speed [km/h]	49.9	67.0	66.0	64.7	66.1	61.8
Top Speed [km/h]	64.4	69.5	68.7	67.0	67.8	64.4
Avg. Dist. to Rail [m]	4.3	2.4	0.7	0.8	3.4	4.5
Avg. Stride Freq. [Hz]	2.2	2.4	2.4	2.3	2.4	2.4
Avg. Stride Length [m]	6.2	7.6	7.8	7.6	7.5	7.2



- [] Ranking at each section and finish
- .-.- No data available at this section
- NA No data available



Horse/Jockey Name	Master Showman
Final Rank	4
Fastest Section Time (Section)	0:10.94 (1000m)
Top Speed [km/h] (Section)	67.4 (1000m)
Race State	Finished



Eagle Farm QLD Professional

Race 6: SKY RACING BENCHMARK 78 Handicap - 1200m

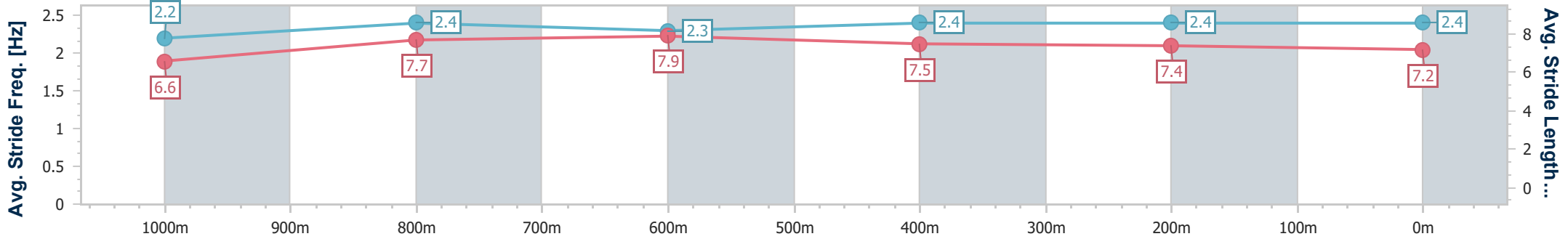
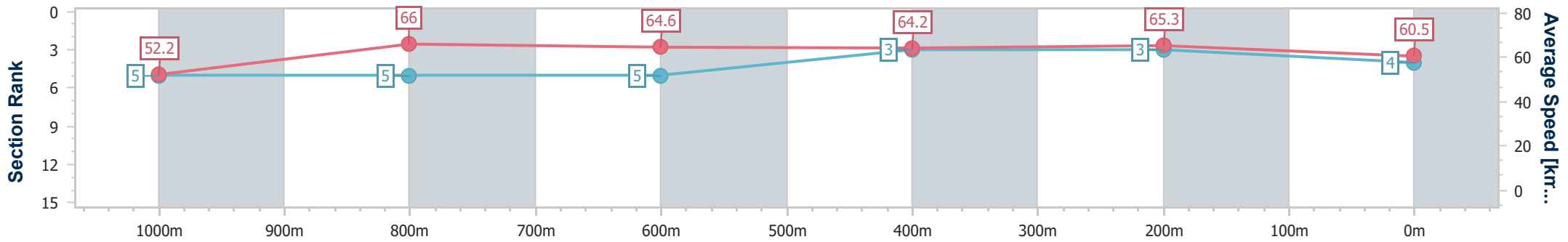
20 September 2024 - 15:34

Track Rating: Good 4, Weather: Fine, Rail Position: +7m Entire



BRISBANE RACING CLUB

Section	Overall	1000m	800m	600m	400m	200m
Section Times	1:10.00 [4] (0:13.85)	0:56.15 [5] (0:10.94)	0:45.21 [5] (0:11.14)	0:34.07 [5] (0:11.14)	0:22.93 [3] (0:11.06)	0:11.87 [3] (0:11.87)
Average Speed [km/h]	52.2	66.0	64.6	64.2	65.3	60.5
Top Speed [km/h]	66.8	67.4	66.5	65.6	66.9	64.0
Avg. Dist. to Rail [m]	2.6	1.1	0.7	1.1	2.6	3.7
Avg. Stride Freq. [Hz]	2.2	2.4	2.3	2.4	2.4	2.4
Avg. Stride Length [m]	6.6	7.7	7.9	7.5	7.4	7.2



- [] Ranking at each section and finish
- .-.- No data available at this section
- NA No data available



Horse/Jockey Name	Roll Up
Final Rank	5
Fastest Section Time (Section)	0:10.94 (1000m)
Top Speed [km/h] (Section)	68.0 (1000m)
Race State	Finished



Eagle Farm QLD Professional

Race 6: SKY RACING BENCHMARK 78 Handicap - 1200m

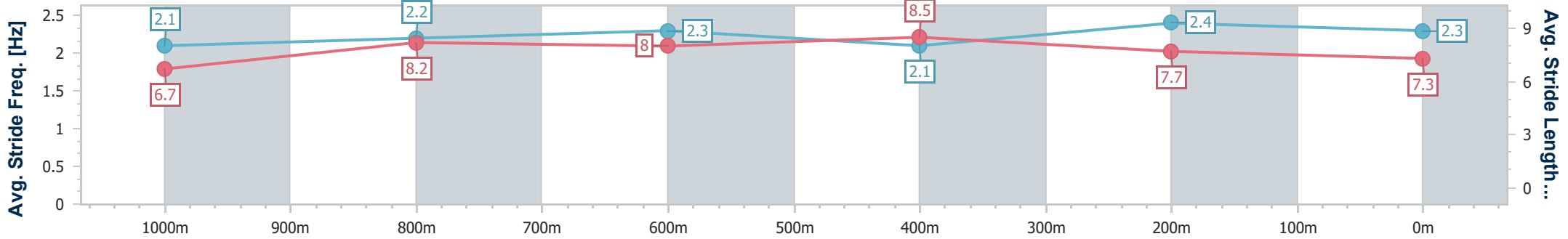
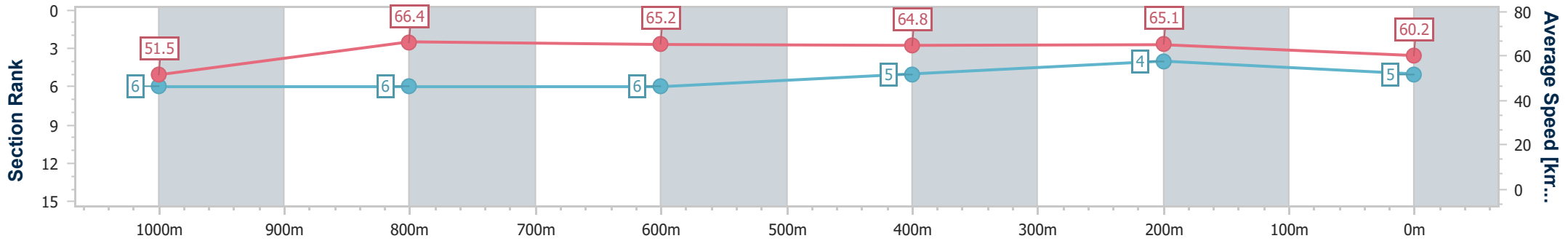
20 September 2024 - 15:34

Track Rating: Good 4, Weather: Fine, Rail Position: +7m Entire



BRISBANE RACING CLUB

Section	Overall	1000m	800m	600m	400m	200m
Section Times	1:10.19 [5] (0:13.98)	0:56.21 [6] (0:10.94)	0:45.27 [6] (0:11.07)	0:34.20 [6] (0:11.13)	0:23.07 [5] (0:11.05)	0:12.02 [4] (0:12.02)
Average Speed [km/h]	51.5	66.4	65.2	64.8	65.1	60.2
Top Speed [km/h]	67.1	68.0	67.2	66.2	66.6	63.4
Avg. Dist. to Rail [m]	4.1	1.9	0.3	1.0	3.1	4.2
Avg. Stride Freq. [Hz]	2.1	2.2	2.3	2.1	2.4	2.3
Avg. Stride Length [m]	6.7	8.2	8.0	8.5	7.7	7.3



- [] Ranking at each section and finish
- .-.- No data available at this section
- NA No data available



Horse/Jockey Name	Heroic Miss
Final Rank	6
Fastest Section Time (Section)	0:11.11 (1000m)
Top Speed [km/h] (Section)	66.3 (1000m)
Race State	Finished



Eagle Farm QLD Professional

Race 6: SKY RACING BENCHMARK 78 Handicap - 1200m

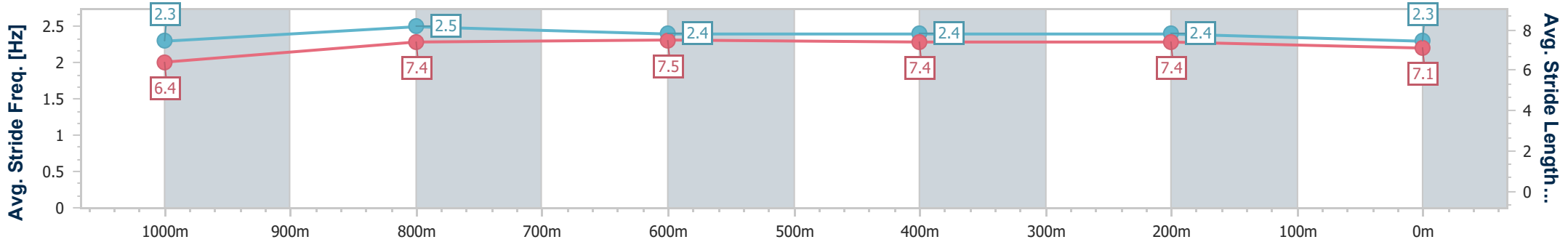
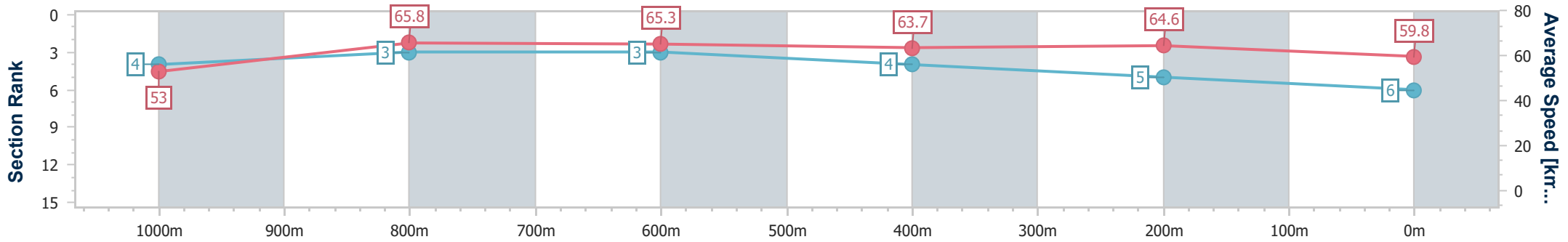
20 September 2024 - 15:34

Track Rating: Good 4, Weather: Fine, Rail Position: +7m Entire



BRISBANE RACING CLUB

Section	Overall	1000m	800m	600m	400m	200m
Section Times	1:10.25 [6] (0:13.58)	0:56.67 [4] (0:11.11)	0:45.56 [3] (0:11.11)	0:34.45 [3] (0:11.28)	0:23.17 [4] (0:11.15)	0:12.02 [5] (0:12.02)
Average Speed [km/h]	53.0	65.8	65.3	63.7	64.6	59.8
Top Speed [km/h]	64.6	66.3	65.8	65.2	65.4	62.5
Avg. Dist. to Rail [m]	1.1	2.5	1.4	0.3	0.4	0.4
Avg. Stride Freq. [Hz]	2.3	2.5	2.4	2.4	2.4	2.3
Avg. Stride Length [m]	6.4	7.4	7.5	7.4	7.4	7.1



- [] Ranking at each section and finish
- .-.- No data available at this section
- NA No data available



Horse/Jockey Name	Ebony King
Final Rank	7
Fastest Section Time (Section)	0:11.05 (1000m)
Top Speed [km/h] (Section)	66.8 (1000m)
Race State	Finished



Eagle Farm QLD Professional

Race 6: SKY RACING BENCHMARK 78 Handicap - 1200m

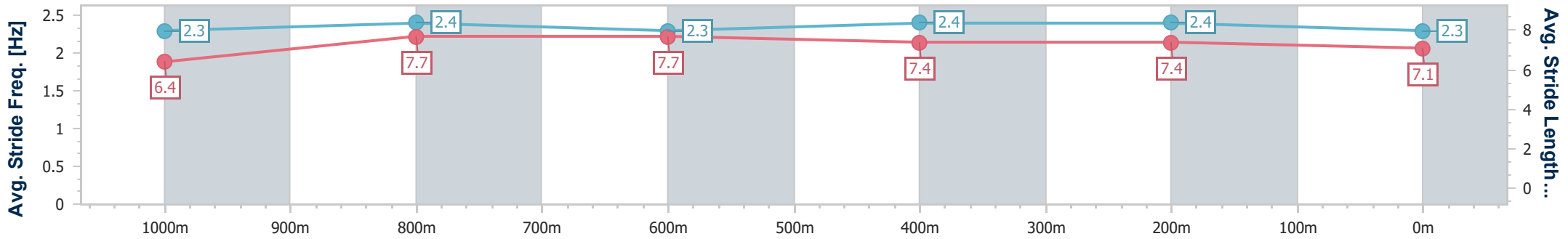
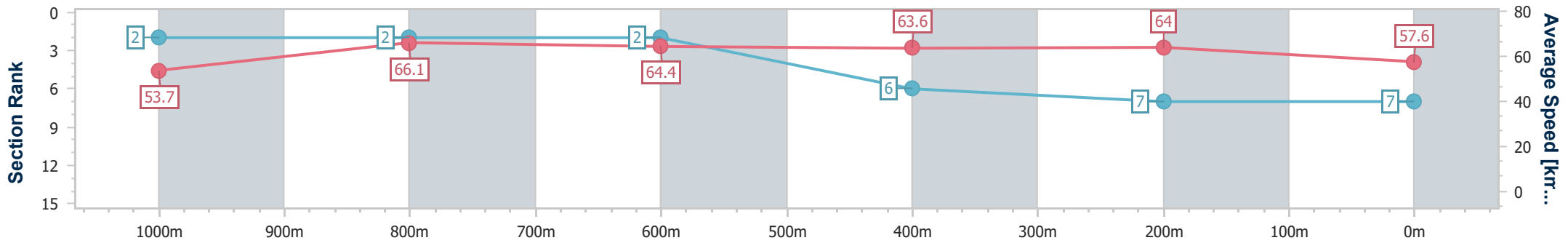
20 September 2024 - 15:34

Track Rating: Good 4, Weather: Fine, Rail Position: +7m Entire



BRISBANE RACING CLUB

Section	Overall	1000m	800m	600m	400m	200m
Section Times	1:10.90 [7] (0:13.46)	0:57.44 [2] (0:11.05)	0:46.39 [2] (0:11.27)	0:35.12 [2] (0:11.37)	0:23.75 [6] (0:11.25)	0:12.50 [7] (0:12.50)
Average Speed [km/h]	53.7	66.1	64.4	63.6	64.0	57.6
Top Speed [km/h]	66.3	66.8	65.9	64.7	65.3	62.3
Avg. Dist. to Rail [m]	3.3	3.1	2.2	0.6	3.5	2.4
Avg. Stride Freq. [Hz]	2.3	2.4	2.3	2.4	2.4	2.3
Avg. Stride Length [m]	6.4	7.7	7.7	7.4	7.4	7.1



- [] Ranking at each section and finish
- .-.- No data available at this section
- NA No data available



Eagle Farm QLD Professional

Race 7: XXXX BENCHMARK 68 Handicap - 1400m

20 September 2024 - 16:12



BRISBANE
RACING CLUB

Track Rating: Good 4, Weather: Fine, Rail Position: +7m Entire

Section		Overall	1200m	1000m	800m	600m	400m	Last 600m				
Field Times		1:23.18 (0:13.72)	1:09.46 (0:11.37)	0:58.09 (0:12.01)	0:46.08 (0:11.74)	0:34.34 (0:11.12)	0:23.22 (0:11.10)	0:34.34				
Rank	TAB Horse/Jockey	Barrier	Top Speed [km/h]	Fastest Section	Distance Travelled [m]							
1	17 AERIAL DANCER Ron Stewart	5	67.0 400m	0:11.01 400m	1:23.18 [1] (0:13.72)	1:09.46 [2] (0:11.48)	0:57.98 [2] (0:11.99)	0:45.99 [2] (0:11.72)	0:34.27 [2] (0:11.14)	0:23.13 [2] (0:11.01)	0:34.27	
2	7 READY AZZ EVA Jag Guthmann-Chester	9	67.7 400m	0:10.88 400m	1:23.26 [2] (0:14.32)	1:08.94 [8] (0:11.52)	0:57.42 [8] (0:12.09)	0:45.33 [7] (0:11.61)	0:33.72 [7] (0:11.05)	0:22.67 [6] (0:10.88)	0:33.72	+0
3	9 CASTILLIAN Angela Jones	7	69.0 400m	0:10.84 400m	1:23.42 [3] (0:14.10)	1:09.32 [5] (0:11.47)	0:57.85 [5] (0:12.08)	0:45.77 [5] (0:11.70)	0:34.07 [5] (0:11.18)	0:22.89 [5] (0:10.84)	0:34.07	+4
4	13 REDFORD Robbie Dolan	18	67.1 400m	0:10.88 400m	1:23.52 [4] (0:14.26)	1:09.26 [7] (0:11.52)	0:57.74 [7] (0:12.15)	0:45.59 [8] (0:11.69)	0:33.90 [8] (0:11.35)	0:22.55 [8] (0:10.88)	0:33.90	+6
5	1 DEMON DARB Jasper Franklin	16	66.9 400m	0:11.04 400m	1:23.64 [5] (0:13.93)	1:09.71 [3] (0:11.46)	0:58.25 [3] (0:12.06)	0:46.19 [4] (0:11.67)	0:34.52 [3] (0:11.21)	0:23.31 [3] (0:11.04)	0:34.52	+2
6	8 TEXAS Marnu Potgieter	4	67.0 1200m	0:11.12 600m	1:23.69 [6] (0:13.72)	1:09.97 [1] (0:11.37)	0:58.60 [1] (0:12.01)	0:46.59 [1] (0:11.74)	0:34.85 [1] (0:11.12)	0:23.73 [1] (0:11.28)	0:34.85	-1
7	15 DISNEY CASTLE Andrew Mallyon	1	66.7 400m	0:11.12 400m	1:23.99 [7] (0:13.97)	1:10.02 [4] (0:11.45)	0:58.57 [4] (0:12.02)	0:46.55 [3] (0:11.71)	0:34.84 [4] (0:11.38)	0:23.46 [4] (0:11.12)	0:34.84	+3
8	4 THE CULLINAN Emily Lang	11	66.7 400m	0:11.10 400m	1:24.18 [8] (0:14.43)	1:09.75 [9] (0:11.68)	0:58.07 [9] (0:11.98)	0:46.09 [9] (0:11.63)	0:34.46 [9] (0:11.39)	0:23.07 [9] (0:11.10)	0:34.46	+6
9	2 NISHIKORI Courtney Bellamy	3	64.6 400m	0:11.44 600m	1:24.75 [9] (0:14.15)	1:10.60 [6] (0:11.58)	0:59.02 [6] (0:11.98)	0:47.04 [6] (0:11.65)	0:35.39 [6] (0:11.44)	0:23.95 [7] (0:11.56)	0:35.39	-1

Scratched: Mambo Dancer (#18), Toba (#19), Dirt Cheap (#10), A Lot Of Booty (#11), Bandit (#12), Zakiyya (#14), Sleigh Queen (#16), Better Be Nurdy (#3), Living Free (#5), Porky (#6), Draft Day (#20), In The

[] Ranking at each section and finish
 -:-:- No data available at this section
 NA No data available

SCN Saddle cloth number
 DNF Did not finish
 DNT Did not track



Eagle Farm QLD Professional

Race 7: XXXX BENCHMARK 68 Handicap - 1400m

20 September 2024 - 16:12



BRISBANE
RACING CLUB

Track Rating: Good 4, Weather: Fine, Rail Position: +7m Entire

Section				200m				Last 600m	
Field Times				0:12.12				0:34.34	
				(0:12.12)					
Rank	TAB	Horse/Jockey	Barrier	Top Speed [km/h]	Fastest Section	Margin			Distance Travelled [m]
1	17	AERIAL DANCER Ron Stewart	5	67.0 400m	0:11.01 400m	0:12.12 [1] (0:12.12)	1:23.18		0:34.27
2	7	READY AZZ EVA Jag Guthmann-Chester	9	67.7 400m	0:10.88 400m	0:11.79 [5] (0:11.79)	0.48L		0:33.72 +0
3	9	CASTILLIAN Angela Jones	7	69.0 400m	0:10.84 400m	0:12.05 [4] (0:12.05)	1.43L		0:34.07 +4
4	13	REDFORD Robbie Dolan	18	67.1 400m	0:10.88 400m	0:11.67 [7] (0:11.67)	2.04L		0:33.90 +6
5	1	DEMON DARB Jasper Franklin	16	66.9 400m	0:11.04 400m	0:12.27 [3] (0:12.27)	2.73L		0:34.52 +2
6	8	TEXAS Marnu Potgieter	4	67.0 1200m	0:11.12 600m	0:12.45 [2] (0:12.45)	3.01L		0:34.85 -1
7	15	DISNEY CASTLE Andrew Mallyon	1	66.7 400m	0:11.12 400m	0:12.34 [6] (0:12.34)	4.75L		0:34.84 +3
8	4	THE CULLINAN Emily Lang	11	66.7 400m	0:11.10 400m	0:11.97 [8] (0:11.97)	5.87L		0:34.46 +6
9	2	NISHIKORI Courtney Bellamy	3	64.6 400m	0:11.44 600m	0:12.39 [9] (0:12.39)	9.27L		0:35.39 -1

Scratched: Mambo Dancer (#18), Toba (#19), Dirt Cheap (#10), A Lot Of Booty (#11), Bandit (#12), Zakiyya (#14), Sleigh Queen (#16), Better Be Nurdy (#3), Living Free (#5), Porky (#6), Draft Day (#20), In The



Horse/Jockey Name	Aerial Dancer
Final Rank	1
Fastest Section Time (Section)	0:11.01 (400m)
Top Speed [km/h] (Section)	67.0 (400m)
Race State	Finished



Eagle Farm QLD Professional

Race 7: XXXX BENCHMARK 68 Handicap - 1400m

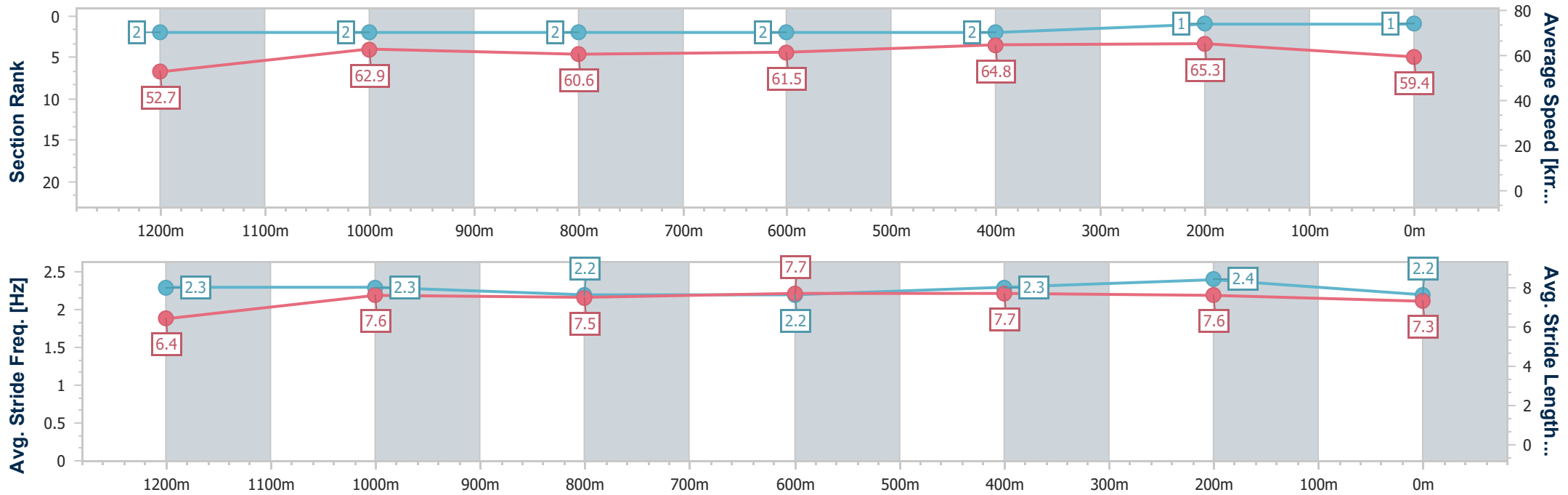
20 September 2024 - 16:12

Track Rating: Good 4, Weather: Fine, Rail Position: +7m Entire



BRISBANE RACING CLUB

Section	Overall	1200m	1000m	800m	600m	400m	200m
Section Times	1:23.18 [1] (0:13.72)	1:09.46 [2] (0:11.48)	0:57.98 [2] (0:11.99)	0:45.99 [2] (0:11.72)	0:34.27 [2] (0:11.14)	0:23.13 [2] (0:11.01)	0:12.12 [1] (0:12.12)
Average Speed [km/h]	52.7	62.9	60.6	61.5	64.8	65.3	59.4
Top Speed [km/h]	64.9	65.4	61.6	62.9	65.5	67.0	62.9
Avg. Dist. to Rail [m]	4.3	2.7	1.8	0.6	0.5	2.5	1.8
Avg. Stride Freq. [Hz]	2.3	2.3	2.2	2.2	2.3	2.4	2.2
Avg. Stride Length [m]	6.4	7.6	7.5	7.7	7.7	7.6	7.3



- [] Ranking at each section and finish
- .-.- No data available at this section
- NA No data available



Horse/Jockey Name	Ready Azz Eva
Final Rank	2
Fastest Section Time (Section)	0:10.88 (400m)
Top Speed [km/h] (Section)	67.7 (400m)
Race State	Finished



Eagle Farm QLD Professional

Race 7: XXXX BENCHMARK 68 Handicap - 1400m

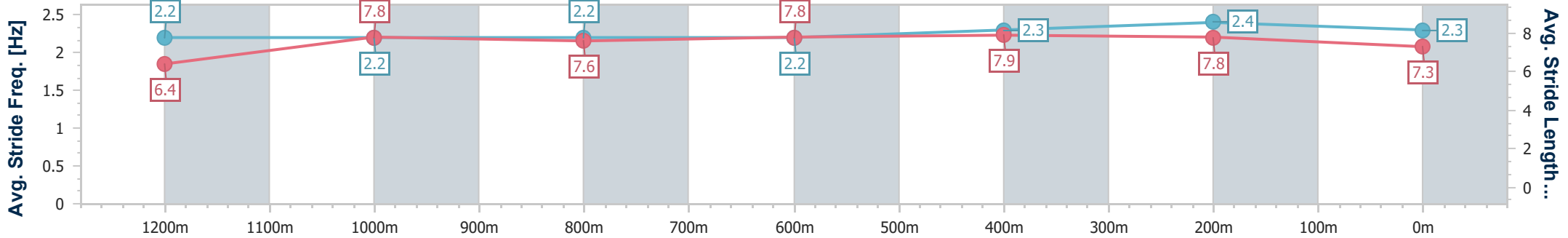
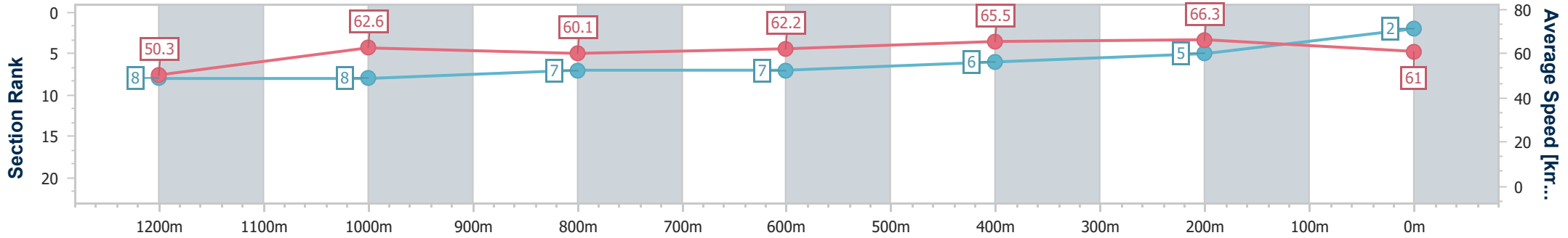
20 September 2024 - 16:12

Track Rating: Good 4, Weather: Fine, Rail Position: +7m Entire



BRISBANE RACING CLUB

Section	Overall	1200m	1000m	800m	600m	400m	200m
Section Times	1:23.26 [2] (0:14.32)	1:08.94 [8] (0:11.52)	0:57.42 [8] (0:12.09)	0:45.33 [7] (0:11.61)	0:33.72 [7] (0:11.05)	0:22.67 [6] (0:10.88)	0:11.79 [5] (0:11.79)
Average Speed [km/h]	50.3	62.6	60.1	62.2	65.5	66.3	61.0
Top Speed [km/h]	64.7	64.7	60.8	63.4	67.5	67.7	65.0
Avg. Dist. to Rail [m]	4.9	2.6	2.2	0.6	0.7	3.6	4.2
Avg. Stride Freq. [Hz]	2.2	2.2	2.2	2.2	2.3	2.4	2.3
Avg. Stride Length [m]	6.4	7.8	7.6	7.8	7.9	7.8	7.3



- [] Ranking at each section and finish
- .-.- No data available at this section
- NA No data available



Horse/Jockey Name	Castillian
Final Rank	3
Fastest Section Time (Section)	0:10.84 (400m)
Top Speed [km/h] (Section)	69.0 (400m)
Race State	Finished



Eagle Farm QLD Professional

Race 7: XXXX BENCHMARK 68 Handicap - 1400m

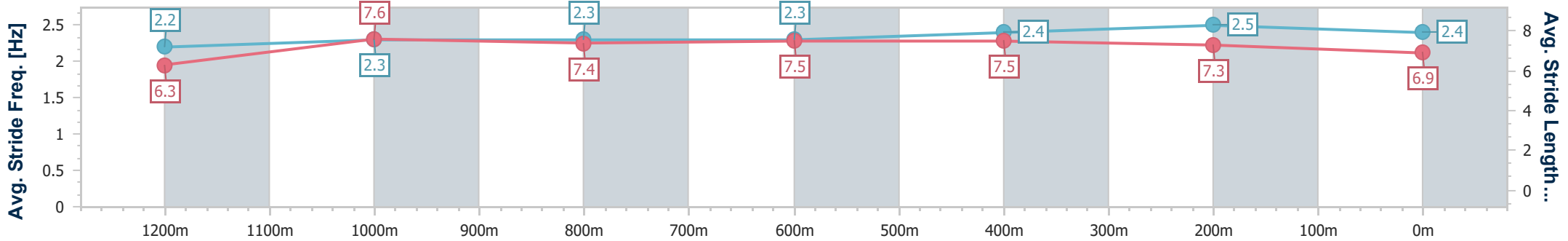
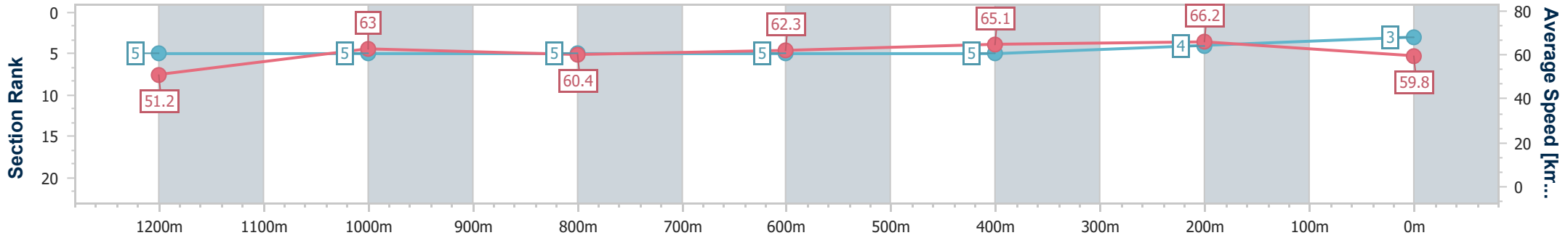
20 September 2024 - 16:12

Track Rating: Good 4, Weather: Fine, Rail Position: +7m Entire



BRISBANE RACING CLUB

Section	Overall	1200m	1000m	800m	600m	400m	200m
Section Times	1:23.42 [3] (0:14.10)	1:09.32 [5] (0:11.47)	0:57.85 [5] (0:12.08)	0:45.77 [5] (0:11.70)	0:34.07 [5] (0:11.18)	0:22.89 [5] (0:10.84)	0:12.05 [4] (0:12.05)
Average Speed [km/h]	51.2	63.0	60.4	62.3	65.1	66.2	59.8
Top Speed [km/h]	64.6	64.7	61.3	63.9	68.5	69.0	63.7
Avg. Dist. to Rail [m]	3.9	2.0	2.7	2.6	2.3	6.4	5.4
Avg. Stride Freq. [Hz]	2.2	2.3	2.3	2.3	2.4	2.5	2.4
Avg. Stride Length [m]	6.3	7.6	7.4	7.5	7.5	7.3	6.9



- [] Ranking at each section and finish
- .-.- No data available at this section
- NA No data available



Horse/Jockey Name	Redford
Final Rank	4
Fastest Section Time (Section)	0:10.88 (400m)
Top Speed [km/h] (Section)	67.1 (400m)
Race State	Finished



Eagle Farm QLD Professional

Race 7: XXXX BENCHMARK 68 Handicap - 1400m

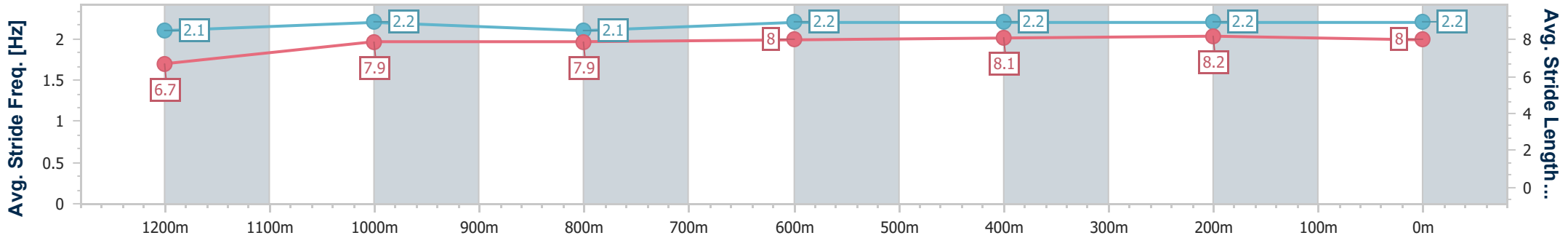
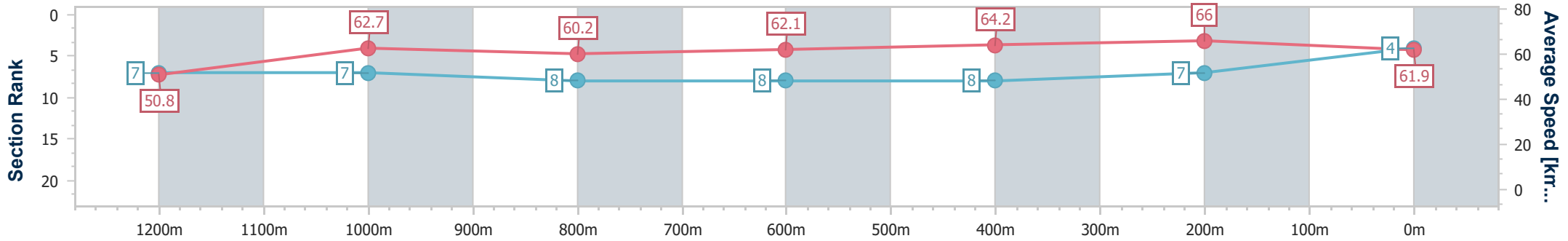
20 September 2024 - 16:12

Track Rating: Good 4, Weather: Fine, Rail Position: +7m Entire



BRISBANE RACING CLUB

Section	Overall	1200m	1000m	800m	600m	400m	200m
Section Times	1:23.52 [4] (0:14.26)	1:09.26 [7] (0:11.52)	0:57.74 [7] (0:12.15)	0:45.59 [8] (0:11.69)	0:33.90 [8] (0:11.35)	0:22.55 [8] (0:10.88)	0:11.67 [7] (0:11.67)
Average Speed [km/h]	50.8	62.7	60.2	62.1	64.2	66.0	61.9
Top Speed [km/h]	63.4	64.4	60.8	63.2	66.6	67.1	64.3
Avg. Dist. to Rail [m]	6.9	3.0	2.9	2.5	2.3	4.5	5.9
Avg. Stride Freq. [Hz]	2.1	2.2	2.1	2.2	2.2	2.2	2.2
Avg. Stride Length [m]	6.7	7.9	7.9	8.0	8.1	8.2	8.0



- [] Ranking at each section and finish
- .-.- No data available at this section
- NA No data available



Horse/Jockey Name	Demon Darb
Final Rank	5
Fastest Section Time (Section)	0:11.04 (400m)
Top Speed [km/h] (Section)	66.9 (400m)
Race State	Finished



Eagle Farm QLD Professional

Race 7: XXXX BENCHMARK 68 Handicap - 1400m

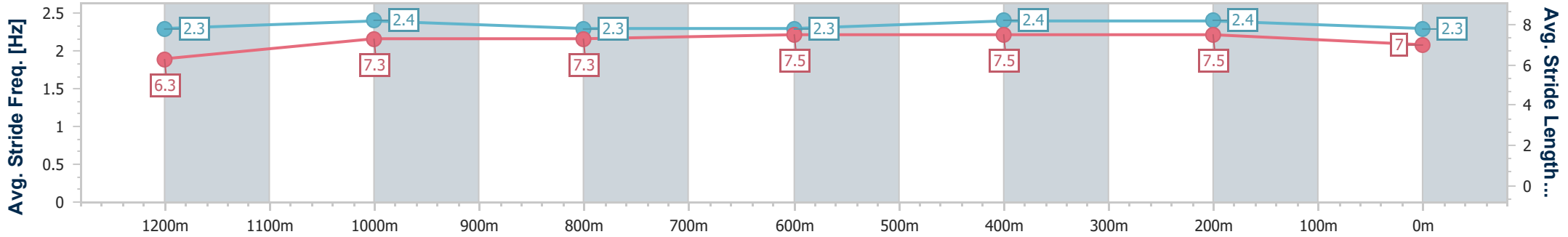
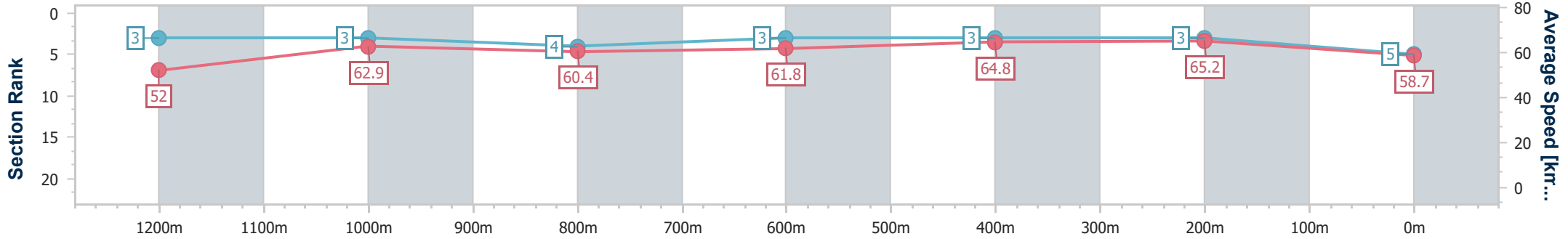
20 September 2024 - 16:12

Track Rating: Good 4, Weather: Fine, Rail Position: +7m Entire



BRISBANE RACING CLUB

Section	Overall	1200m	1000m	800m	600m	400m	200m
Section Times	1:23.64 [5] (0:13.93)	1:09.71 [3] (0:11.46)	0:58.25 [3] (0:12.06)	0:46.19 [4] (0:11.67)	0:34.52 [3] (0:11.21)	0:23.31 [3] (0:11.04)	0:12.27 [3] (0:12.27)
Average Speed [km/h]	52.0	62.9	60.4	61.8	64.8	65.2	58.7
Top Speed [km/h]	65.1	65.2	61.6	62.6	66.4	66.9	62.6
Avg. Dist. to Rail [m]	7.8	3.4	2.0	1.1	1.0	4.2	3.5
Avg. Stride Freq. [Hz]	2.3	2.4	2.3	2.3	2.4	2.4	2.3
Avg. Stride Length [m]	6.3	7.3	7.3	7.5	7.5	7.5	7.0



- [] Ranking at each section and finish
- .-.- No data available at this section
- NA No data available



Horse/Jockey Name	Texas
Final Rank	6
Fastest Section Time (Section)	0:11.12 (600m)
Top Speed [km/h] (Section)	67.0 (1200m)
Race State	Finished



Eagle Farm QLD Professional

Race 7: XXXX BENCHMARK 68 Handicap - 1400m

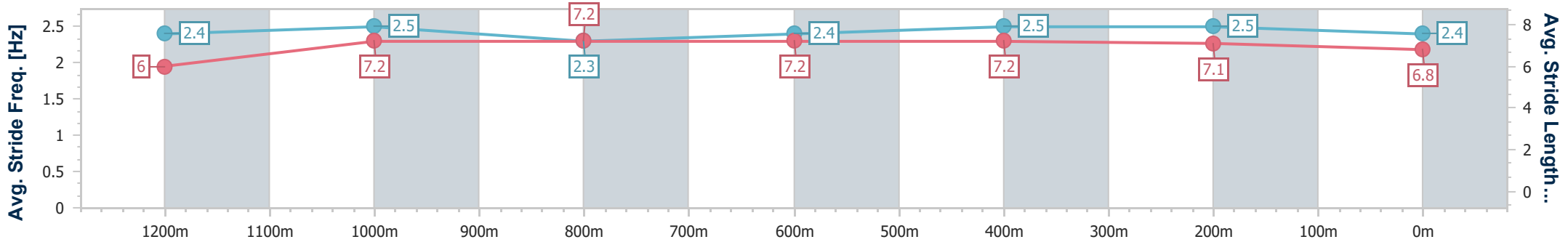
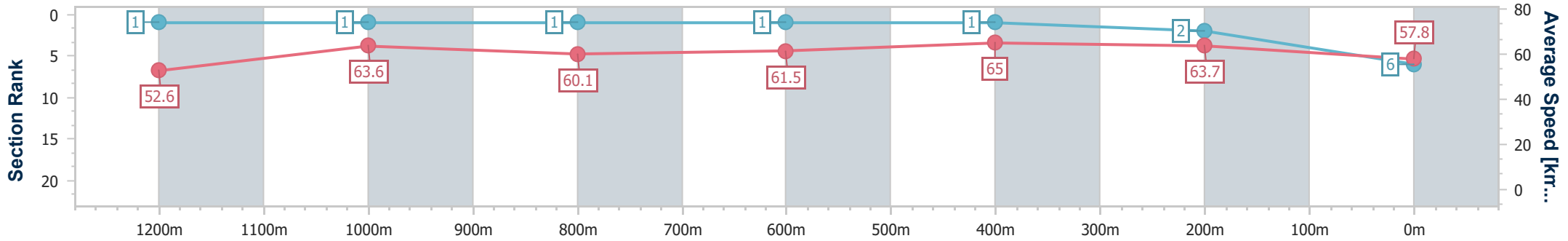
20 September 2024 - 16:12

Track Rating: Good 4, Weather: Fine, Rail Position: +7m Entire



BRISBANE RACING CLUB

Section	Overall	1200m	1000m	800m	600m	400m	200m
Section Times	1:23.69 [6] (0:13.72)	1:09.97 [1] (0:11.37)	0:58.60 [1] (0:12.01)	0:46.59 [1] (0:11.74)	0:34.85 [1] (0:11.12)	0:23.73 [1] (0:11.28)	0:12.45 [2] (0:12.45)
Average Speed [km/h]	52.6	63.6	60.1	61.5	65.0	63.7	57.8
Top Speed [km/h]	66.9	67.0	61.5	63.4	65.5	65.5	61.2
Avg. Dist. to Rail [m]	2.6	1.1	0.9	1.4	0.6	2.1	1.0
Avg. Stride Freq. [Hz]	2.4	2.5	2.3	2.4	2.5	2.5	2.4
Avg. Stride Length [m]	6.0	7.2	7.2	7.2	7.2	7.1	6.8



- [] Ranking at each section and finish
- .-.- No data available at this section
- NA No data available



Horse/Jockey Name	Disney Castle
Final Rank	7
Fastest Section Time (Section)	0:11.12 (400m)
Top Speed [km/h] (Section)	66.7 (400m)
Race State	Finished



Eagle Farm QLD Professional

Race 7: XXXX BENCHMARK 68 Handicap - 1400m

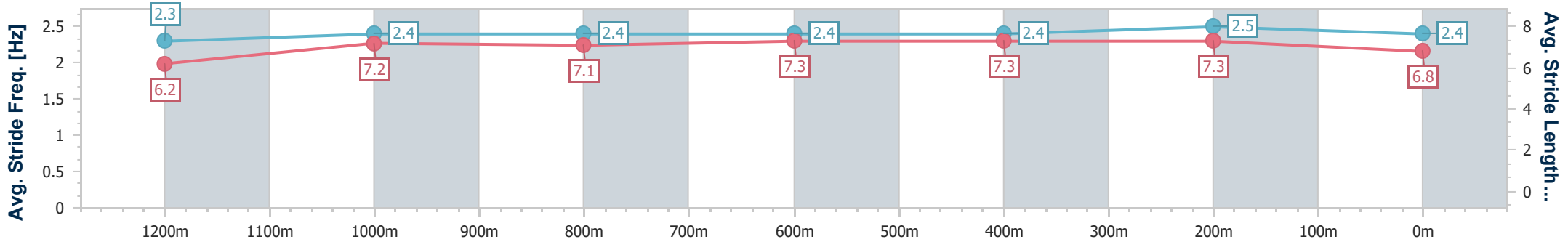
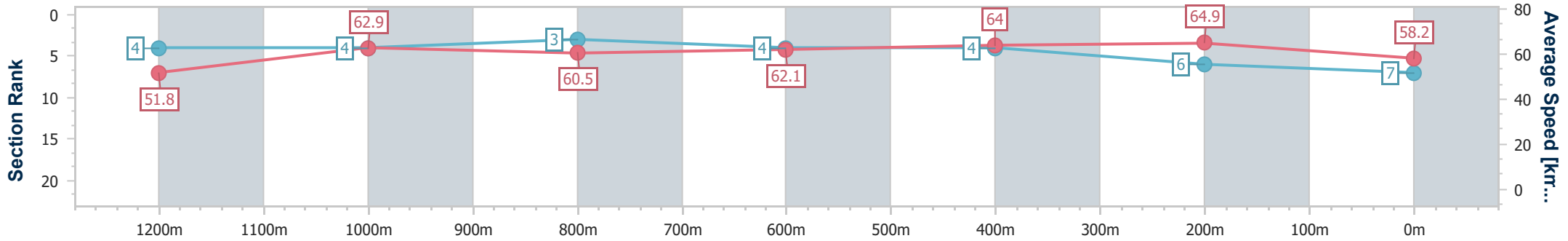
20 September 2024 - 16:12

Track Rating: Good 4, Weather: Fine, Rail Position: +7m Entire



BRISBANE RACING CLUB

Section	Overall	1200m	1000m	800m	600m	400m	200m
Section Times	1:23.99 [7] (0:13.97)	1:10.02 [4] (0:11.45)	0:58.57 [4] (0:12.02)	0:46.55 [3] (0:11.71)	0:34.84 [4] (0:11.38)	0:23.46 [4] (0:11.12)	0:12.34 [6] (0:12.34)
Average Speed [km/h]	51.8	62.9	60.5	62.1	64.0	64.9	58.2
Top Speed [km/h]	63.2	64.5	62.0	63.2	66.1	66.7	62.4
Avg. Dist. to Rail [m]	2.5	2.0	2.6	2.7	1.9	1.9	2.3
Avg. Stride Freq. [Hz]	2.3	2.4	2.4	2.4	2.4	2.5	2.4
Avg. Stride Length [m]	6.2	7.2	7.1	7.3	7.3	7.3	6.8



- [] Ranking at each section and finish
- .-.-.- No data available at this section
- NA No data available



Horse/Jockey Name	The Cullinan
Final Rank	8
Fastest Section Time (Section)	0:11.10 (400m)
Top Speed [km/h] (Section)	66.7 (400m)
Race State	Finished



Eagle Farm QLD Professional

Race 7: XXXX BENCHMARK 68 Handicap - 1400m

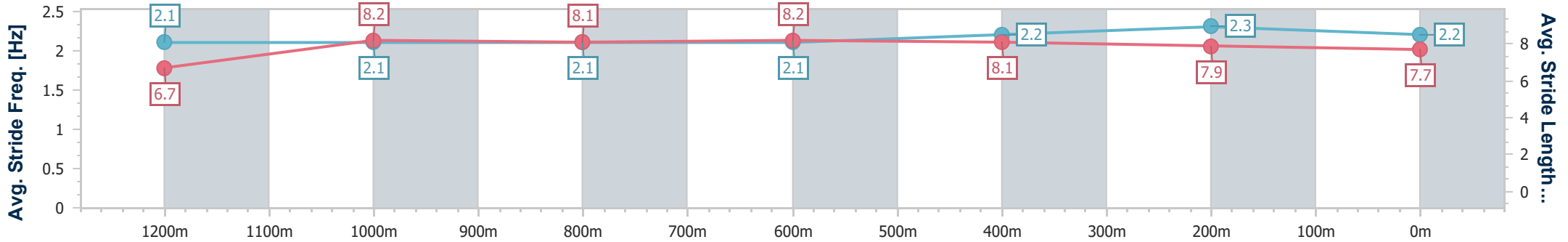
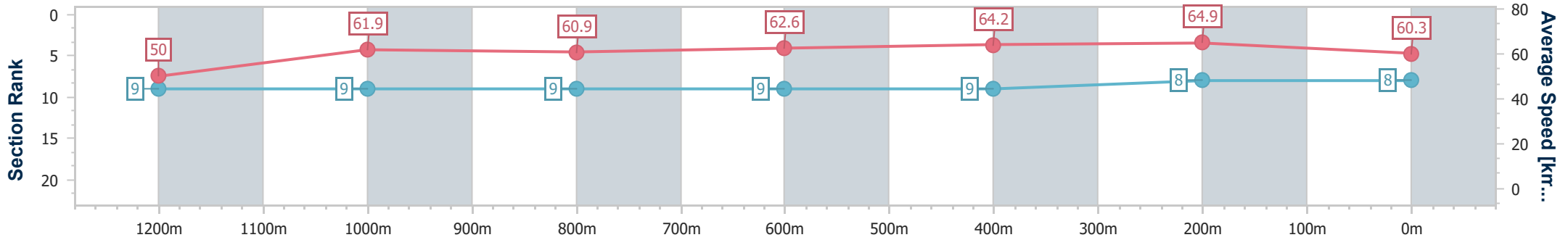
20 September 2024 - 16:12

Track Rating: Good 4, Weather: Fine, Rail Position: +7m Entire



BRISBANE RACING CLUB

Section	Overall	1200m	1000m	800m	600m	400m	200m
Section Times	1:24.18 [8] (0:14.43)	1:09.75 [9] (0:11.68)	0:58.07 [9] (0:11.98)	0:46.09 [9] (0:11.63)	0:34.46 [9] (0:11.39)	0:23.07 [9] (0:11.10)	0:11.97 [8] (0:11.97)
Average Speed [km/h]	50.0	61.9	60.9	62.6	64.2	64.9	60.3
Top Speed [km/h]	63.3	63.5	61.8	63.8	66.1	66.7	63.0
Avg. Dist. to Rail [m]	6.0	3.2	3.0	2.5	2.9	4.8	4.6
Avg. Stride Freq. [Hz]	2.1	2.1	2.1	2.1	2.2	2.3	2.2
Avg. Stride Length [m]	6.7	8.2	8.1	8.2	8.1	7.9	7.7



- [] Ranking at each section and finish
- .-.- No data available at this section
- NA No data available



Horse/Jockey Name	Nishikori
Final Rank	9
Fastest Section Time (Section)	0:11.44 (600m)
Top Speed [km/h] (Section)	64.6 (400m)
Race State	Finished



Eagle Farm QLD Professional

Race 7: XXXX BENCHMARK 68 Handicap - 1400m

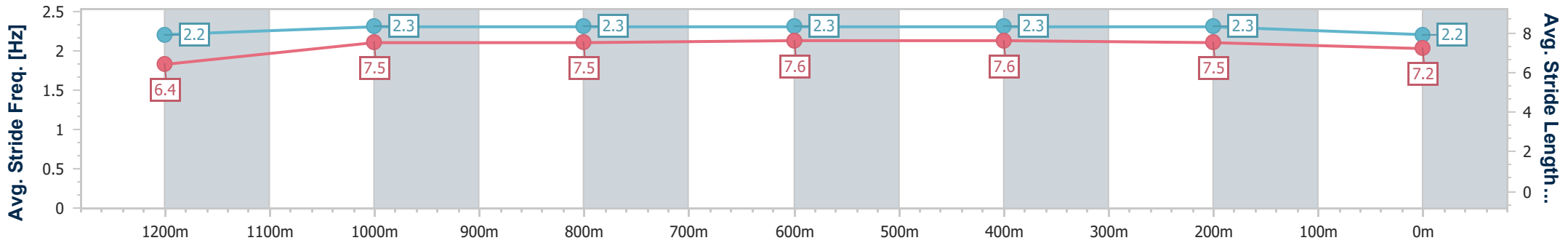
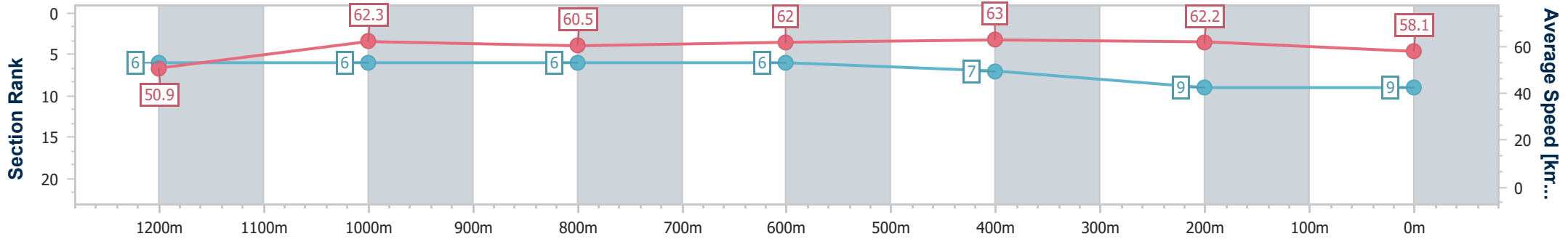
20 September 2024 - 16:12

Track Rating: Good 4, Weather: Fine, Rail Position: +7m Entire



BRISBANE RACING CLUB

Section	Overall	1200m	1000m	800m	600m	400m	200m
Section Times	1:24.75 [9] (0:14.15)	1:10.60 [6] (0:11.58)	0:59.02 [6] (0:11.98)	0:47.04 [6] (0:11.65)	0:35.39 [6] (0:11.44)	0:23.95 [7] (0:11.56)	0:12.39 [9] (0:12.39)
Average Speed [km/h]	50.9	62.3	60.5	62.0	63.0	62.2	58.1
Top Speed [km/h]	63.6	63.8	61.8	63.2	64.6	64.6	60.2
Avg. Dist. to Rail [m]	2.6	2.0	1.7	0.9	0.4	1.2	0.7
Avg. Stride Freq. [Hz]	2.2	2.3	2.3	2.3	2.3	2.3	2.2
Avg. Stride Length [m]	6.4	7.5	7.5	7.6	7.6	7.5	7.2



- [] Ranking at each section and finish
- .-.- No data available at this section
- NA No data available



Eagle Farm QLD Professional

Race 8: MORETON HIRE Class 1 Handicap - 1200m

20 September 2024 - 16:50



BRISBANE
RACING CLUB

Track Rating: Good 4, Weather: Fine, Rail Position: +7m Entire

Section												Last 600m		
Field Times		Overall	1000m	800m	600m	400m	200m						0:34.44	
		1:10.43 (0:13.67)	0:56.76 (0:11.09)	0:45.67 (0:11.23)	0:34.44 (0:11.18)	0:23.26 (0:11.27)	0:11.99 (0:11.99)							
Rank	TAB	Horse/Jockey	Barrier	Top Speed [km/h]	Fastest Section							Margin	Distance Travelled [m]	
1	19	WASTED YOUTH	18	67.4	0:11.09	1:10.43 [1]	0:56.76 [2]	0:45.67 [1]	0:34.44 [1]	0:23.21 [2]	0:11.99 [1]	1:10.43	0:34.44	
		Angela Jones		Overall	1000m	(0:13.67)	(0:11.09)	(0:11.23)	(0:11.23)	(0:11.22)	(0:11.99)			
2	6	THE PLAYER	13	66.9	0:11.09	1:10.63 [2]	0:56.43 [11]	0:45.19 [10]	0:34.02 [8]	0:22.92 [8]	0:11.83 [6]	1.17L	0:34.02	+1
		Justin Huxtable		600m	400m	(0:14.20)	(0:11.24)	(0:11.17)	(0:11.10)	(0:11.09)	(0:11.83)			
3	18	JEALOUS	1	66.4	0:11.05	1:10.64 [3]	0:56.72 [7]	0:45.34 [7]	0:34.20 [7]	0:23.15 [5]	0:11.86 [5]	1.26L	0:34.20	-2
		Kyle Wilson-Taylor		600m	600m	(0:13.92)	(0:11.38)	(0:11.14)	(0:11.05)	(0:11.29)	(0:11.86)			
4	14	DIVINE GEM	2	65.5	0:11.15	1:10.81 [4]	0:57.14 [1]	0:45.87 [4]	0:34.54 [4]	0:23.39 [3]	0:12.08 [3]	2.25L	0:34.54	+0
		Michael Cahill		600m	600m	(0:13.67)	(0:11.27)	(0:11.33)	(0:11.15)	(0:11.31)	(0:12.08)			
5	1	LOVEWILLCOMELATER	21	66.8	0:10.99	1:10.90 [5]	0:56.74 [10]	0:45.31 [11]	0:34.11 [11]	0:23.06 [11]	0:12.07 [8]	2.74L	0:34.11	+6
		Robbie Dolan		400m	400m	(0:14.16)	(0:11.43)	(0:11.20)	(0:11.05)	(0:10.99)	(0:12.07)			
6	17	ARAMINTA	15	68.0	0:10.88	1:10.95 [6]	0:56.48 [14]	0:45.02 [14]	0:33.90 [14]	0:22.82 [14]	0:11.94 [11]	3.08L	0:33.90	+2
		Cejay Graham		400m	400m	(0:14.47)	(0:11.46)	(0:11.12)	(0:11.08)	(0:10.88)	(0:11.94)			
7	11	MAGIC ISLAND	14	66.2	0:11.03	1:10.96 [7]	0:56.60 [13]	0:45.33 [12]	0:34.16 [12]	0:23.13 [10]	0:12.04 [9]	3.12L	0:34.16	-1
		Mark Du Plessis		400m	600m	(0:14.36)	(0:11.27)	(0:11.17)	(0:11.03)	(0:11.09)	(0:12.04)			
8	7	ZELGARIA	8	66.2	0:11.12	1:11.04 [8]	0:57.03 [8]	0:45.63 [9]	0:34.40 [10]	0:23.17 [12]	0:12.05 [10]	3.57L	0:34.40	+7
		Martin Harley		800m	400m	(0:14.01)	(0:11.40)	(0:11.23)	(0:11.23)	(0:11.12)	(0:12.05)			
9	5	RASHFORD	16	66.8	0:11.03	1:11.07 [9]	0:56.85 [12]	0:45.36 [13]	0:34.10 [13]	0:23.04 [13]	0:12.01 [12]	3.75L	0:34.10	+3
		Tahlia Fenlon		600m	400m	(0:14.22)	(0:11.49)	(0:11.26)	(0:11.06)	(0:11.03)	(0:12.01)			
10	2	CALIFORNIAN	5	66.4	0:11.06	1:11.13 [10]	0:57.44 [3]	0:46.20 [3]	0:35.14 [2]	0:23.96 [1]	0:12.68 [2]	4.14L	0:35.14	-1
		Michael Rodd		800m	800m	(0:13.69)	(0:11.24)	(0:11.06)	(0:11.18)	(0:11.28)	(0:12.68)			

Scratched: Cryptic Prism (#24), Hello In There (#23), Limero (#3), Allumeur (#12), New Hampshire (#8), Miss Emma (#9), Hi Jules (#16), Madame Pearl's (#20), Revitup Charlie (#21), Electric Arrow (#22)

[] Ranking at each section and finish
-:--:-- No data available at this section
NA No data available

SCN Saddle cloth number
DNF Did not finish
DNT Did not track



Eagle Farm QLD Professional

Race 8: MORETON HIRE Class 1 Handicap - 1200m

20 September 2024 - 16:50



BRISBANE
RACING CLUB

Track Rating: Good 4, Weather: Fine, Rail Position: +7m Entire

Section		Overall	1000m	800m	600m	400m	200m	Last 600m					
Field Times		1:10.43 (0:13.67)	0:56.76 (0:11.09)	0:45.67 (0:11.23)	0:34.44 (0:11.18)	0:23.26 (0:11.27)	0:11.99 (0:11.99)	0:34.44					
Rank	TAB Horse/Jockey	Barrier	Top Speed [km/h]	Fastest Section	Margin							Distance Travelled [m]	
11	15 EVERLASTING STARS Justin Stanley	12	66.7 600m	0:10.96 600m	1:11.24 [11] (0:14.15)	0:57.09 [9] (0:11.24)	0:45.85 [8] (0:11.23)	0:34.62 [9] (0:10.96)	0:23.66 [7] (0:11.19)	0:12.47 [4] (0:12.47)	4.78L	0:34.62	-2
12	4 TOWER FLYPASS Bailey Wheeler	6	66.6 600m	0:11.19 600m	1:11.44 [12] (0:13.85)	0:57.59 [5] (0:11.31)	0:46.28 [5] (0:11.20)	0:35.08 [5] (0:11.19)	0:23.89 [6] (0:11.28)	0:12.61 [7] (0:12.61)	5.93L	0:35.08	+7
13	13 EDGE OF SEVENTEEN Ron Stewart	3	65.7 400m	0:11.23 800m	1:12.22 [13] (0:13.91)	0:58.31 [6] (0:11.28)	0:47.03 [6] (0:11.23)	0:35.80 [6] (0:11.38)	0:24.42 [9] (0:11.33)	0:13.09 [13] (0:13.09)	10.56L	0:35.80	+2
14	10 GRAND METEOR Emily Lang	9	68.4 1000m	0:11.15 1000m	1:12.51 [14] (0:13.75)	0:58.76 [4] (0:11.15)	0:47.61 [2] (0:11.20)	0:36.41 [3] (0:11.34)	0:25.07 [4] (0:11.72)	0:13.35 [14] (0:13.35)	12.25L	0:36.41	+5

Scratched: Cryptic Prism (#24), Hello In There (#23), Limero (#3), Allumeur (#12), New Hampshire (#8), Miss Emma (#9), Hi Jules (#16), Madame Pearl's (#20), Revitup Charlie (#21), Electric Arrow (#22)

[] Ranking at each section and finish
 -:-:-:- No data available at this section
 NA No data available

SCN Saddle cloth number
 DNF Did not finish
 DNT Did not track



Horse/Jockey Name	Wasted Youth
Final Rank	1
Fastest Section Time (Section)	0:11.09 (1000m)
Top Speed [km/h] (Section)	67.4 (Overall)
Race State	Finished



Eagle Farm QLD Professional

Race 8: MORETON HIRE Class 1 Handicap - 1200m

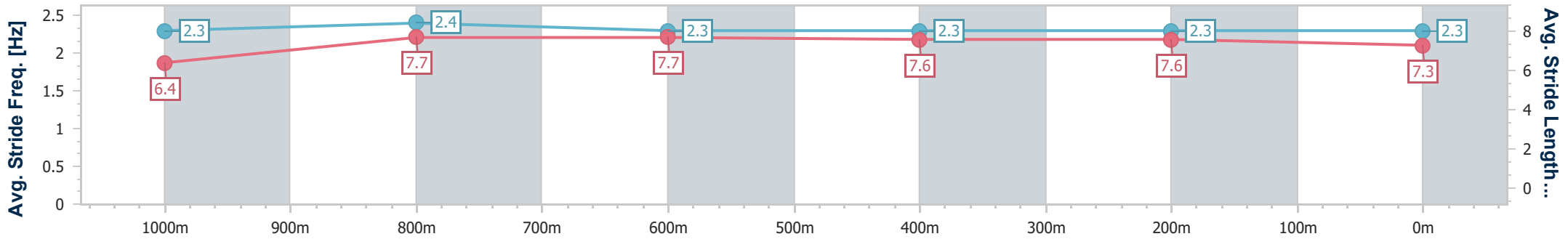
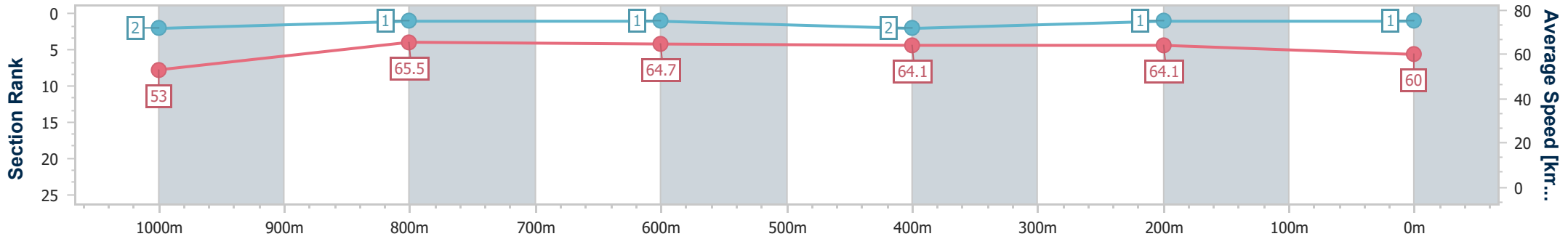
20 September 2024 - 16:50

Track Rating: Good 4, Weather: Fine, Rail Position: +7m Entire



BRISBANE RACING CLUB

Section	Overall	1000m	800m	600m	400m	200m
Section Times	1:10.43 [1] (0:13.67)	0:56.76 [2] (0:11.09)	0:45.67 [1] (0:11.23)	0:34.44 [1] (0:11.23)	0:23.21 [2] (0:11.22)	0:11.99 [1] (0:11.99)
Average Speed [km/h]	53.0	65.5	64.7	64.1	64.1	60.0
Top Speed [km/h]	67.4	67.1	65.2	64.8	65.6	63.0
Avg. Dist. to Rail [m]	7.7	2.2	1.4	0.5	0.6	1.0
Avg. Stride Freq. [Hz]	2.3	2.4	2.3	2.3	2.3	2.3
Avg. Stride Length [m]	6.4	7.7	7.7	7.6	7.6	7.3



- [] Ranking at each section and finish
- .-.-.- No data available at this section
- NA No data available



Horse/Jockey Name	The Player
Final Rank	2
Fastest Section Time (Section)	0:11.09 (400m)
Top Speed [km/h] (Section)	66.9 (600m)
Race State	Finished



Eagle Farm QLD Professional

Race 8: MORETON HIRE Class 1 Handicap - 1200m

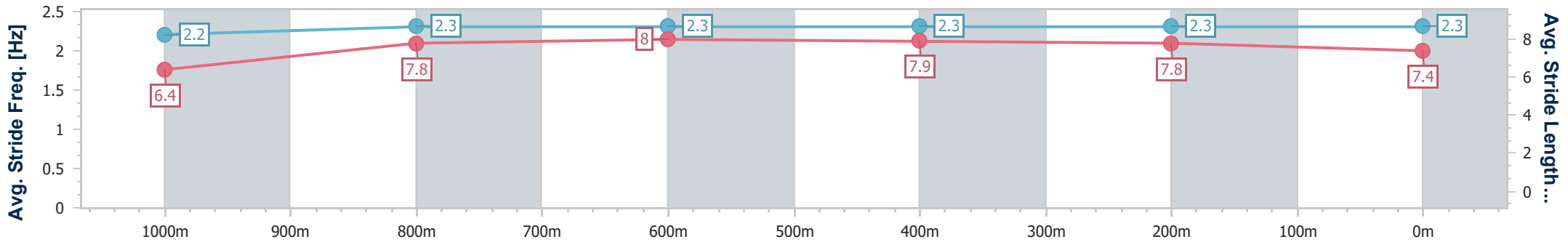
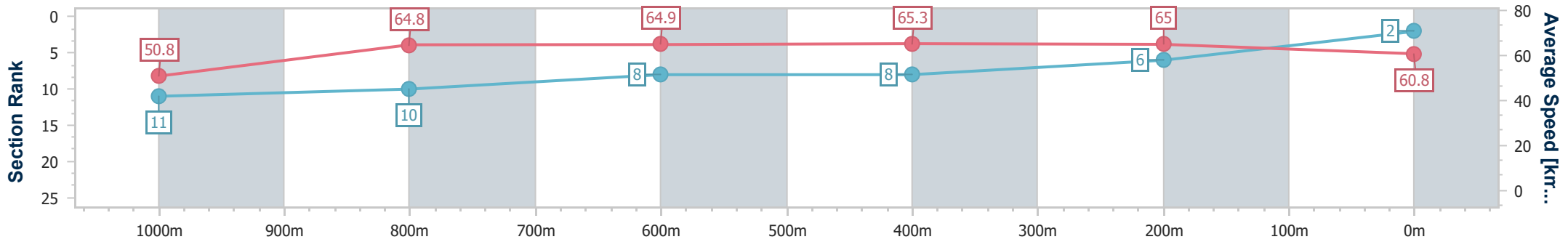
20 September 2024 - 16:50

Track Rating: Good 4, Weather: Fine, Rail Position: +7m Entire



BRISBANE RACING CLUB

Section	Overall	1000m	800m	600m	400m	200m
Section Times	1:10.63 [2] (0:14.20)	0:56.43 [11] (0:11.24)	0:45.19 [10] (0:11.17)	0:34.02 [8] (0:11.10)	0:22.92 [8] (0:11.09)	0:11.83 [6] (0:11.83)
Average Speed [km/h]	50.8	64.8	64.9	65.3	65.0	60.8
Top Speed [km/h]	64.0	65.7	66.2	66.9	65.8	65.0
Avg. Dist. to Rail [m]	5.5	2.0	1.8	1.2	2.3	1.5
Avg. Stride Freq. [Hz]	2.2	2.3	2.3	2.3	2.3	2.3
Avg. Stride Length [m]	6.4	7.8	8.0	7.9	7.8	7.4



- [] Ranking at each section and finish
- .-.- No data available at this section
- NA No data available



Horse/Jockey Name	Jealous
Final Rank	3
Fastest Section Time (Section)	0:11.05 (600m)
Top Speed [km/h] (Section)	66.4 (600m)
Race State	Finished



Eagle Farm QLD Professional

Race 8: MORETON HIRE Class 1 Handicap - 1200m

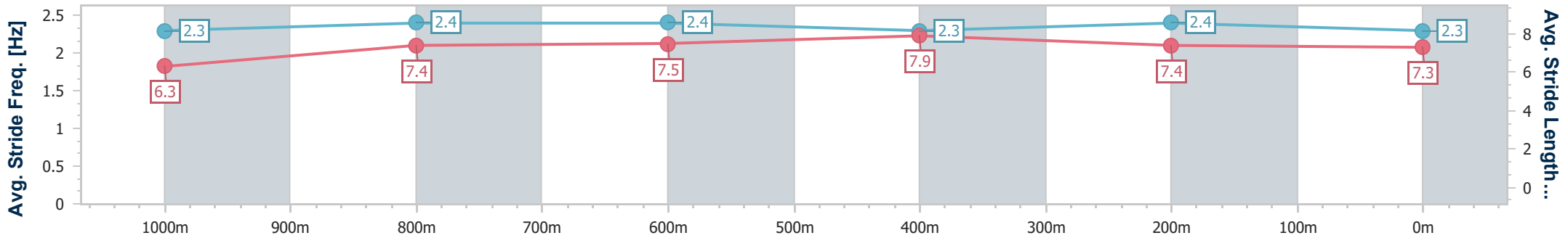
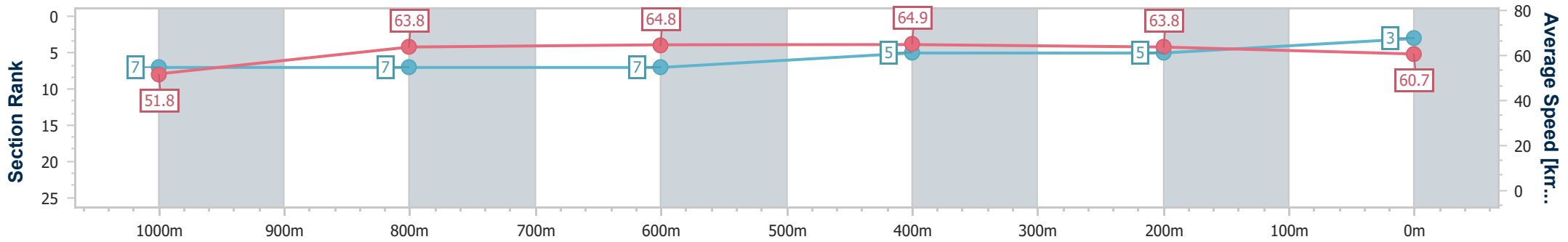
20 September 2024 - 16:50

Track Rating: Good 4, Weather: Fine, Rail Position: +7m Entire



BRISBANE RACING CLUB

Section	Overall	1000m	800m	600m	400m	200m
Section Times	1:10.64 [3] (0:13.92)	0:56.72 [7] (0:11.38)	0:45.34 [7] (0:11.14)	0:34.20 [7] (0:11.05)	0:23.15 [5] (0:11.29)	0:11.86 [5] (0:11.86)
Average Speed [km/h]	51.8	63.8	64.8	64.9	63.8	60.7
Top Speed [km/h]	64.9	65.7	65.9	66.4	64.6	63.0
Avg. Dist. to Rail [m]	1.0	1.3	0.7	0.4	1.0	2.0
Avg. Stride Freq. [Hz]	2.3	2.4	2.4	2.3	2.4	2.3
Avg. Stride Length [m]	6.3	7.4	7.5	7.9	7.4	7.3



- [] Ranking at each section and finish
- .-.- No data available at this section
- NA No data available



Horse/Jockey Name	Divine Gem
Final Rank	4
Fastest Section Time (Section)	0:11.15 (600m)
Top Speed [km/h] (Section)	65.5 (600m)
Race State	Finished



Eagle Farm QLD Professional

Race 8: MORETON HIRE Class 1 Handicap - 1200m

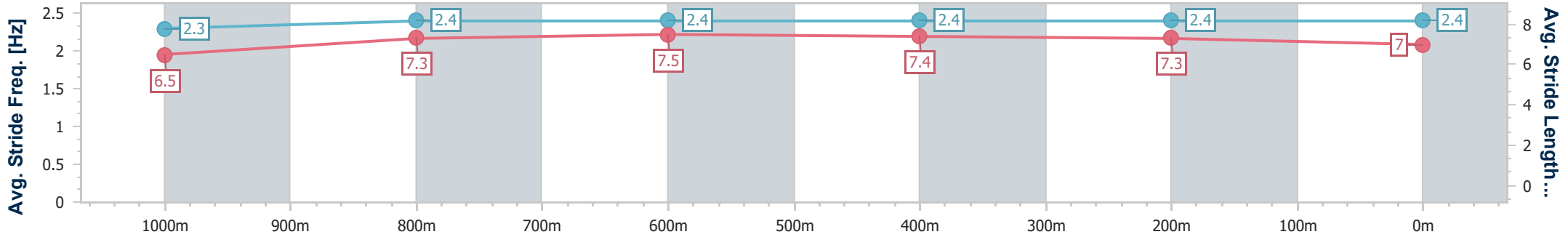
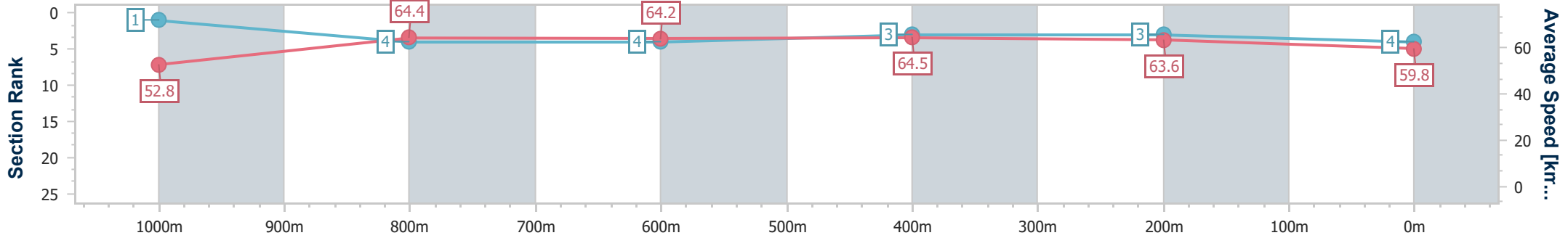
20 September 2024 - 16:50

Track Rating: Good 4, Weather: Fine, Rail Position: +7m Entire



BRISBANE RACING CLUB

Section	Overall	1000m	800m	600m	400m	200m
Section Times	1:10.81 [4] (0:13.67)	0:57.14 [1] (0:11.27)	0:45.87 [4] (0:11.33)	0:34.54 [4] (0:11.15)	0:23.39 [3] (0:11.31)	0:12.08 [3] (0:12.08)
Average Speed [km/h]	52.8	64.4	64.2	64.5	63.6	59.8
Top Speed [km/h]	64.6	64.8	64.7	65.5	65.1	62.6
Avg. Dist. to Rail [m]	1.5	1.4	2.3	0.7	0.5	1.9
Avg. Stride Freq. [Hz]	2.3	2.4	2.4	2.4	2.4	2.4
Avg. Stride Length [m]	6.5	7.3	7.5	7.4	7.3	7.0



- [] Ranking at each section and finish
- .-.- No data available at this section
- NA No data available



Horse/Jockey Name	Lovewillcomelater
Final Rank	5
Fastest Section Time (Section)	0:10.99 (400m)
Top Speed [km/h] (Section)	66.8 (400m)
Race State	Finished



Eagle Farm QLD Professional

Race 8: MORETON HIRE Class 1 Handicap - 1200m

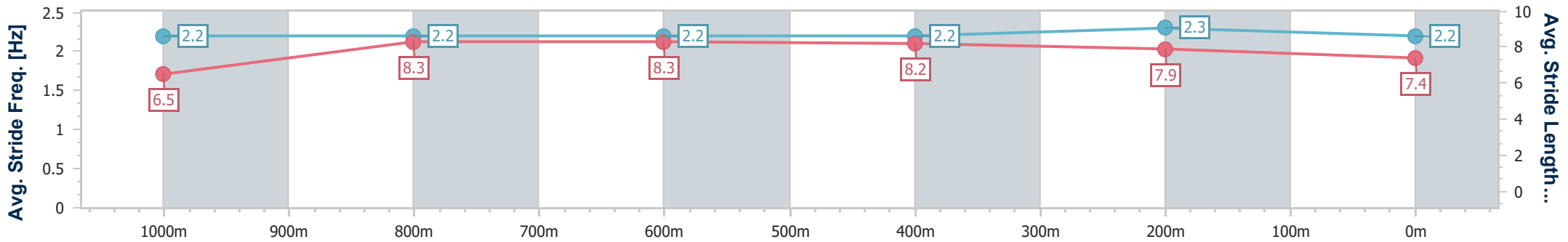
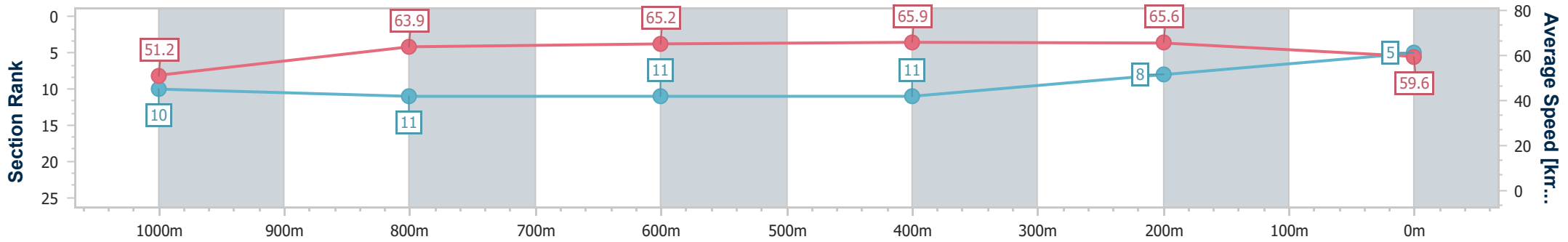
20 September 2024 - 16:50

Track Rating: Good 4, Weather: Fine, Rail Position: +7m Entire



BRISBANE RACING CLUB

Section	Overall	1000m	800m	600m	400m	200m
Section Times	1:10.90 [5] (0:14.16)	0:56.74 [10] (0:11.43)	0:45.31 [11] (0:11.20)	0:34.11 [11] (0:11.05)	0:23.06 [11] (0:10.99)	0:12.07 [8] (0:12.07)
Average Speed [km/h]	51.2	63.9	65.2	65.9	65.6	59.6
Top Speed [km/h]	64.6	65.6	66.0	66.7	66.8	63.7
Avg. Dist. to Rail [m]	9.0	3.1	2.7	3.1	9.1	8.8
Avg. Stride Freq. [Hz]	2.2	2.2	2.2	2.2	2.3	2.2
Avg. Stride Length [m]	6.5	8.3	8.3	8.2	7.9	7.4



- [] Ranking at each section and finish
- .-.- No data available at this section
- NA No data available



Horse/Jockey Name	Araminta
Final Rank	6
Fastest Section Time (Section)	0:10.88 (400m)
Top Speed [km/h] (Section)	68.0 (400m)
Race State	Finished



Eagle Farm QLD Professional

Race 8: MORETON HIRE Class 1 Handicap - 1200m

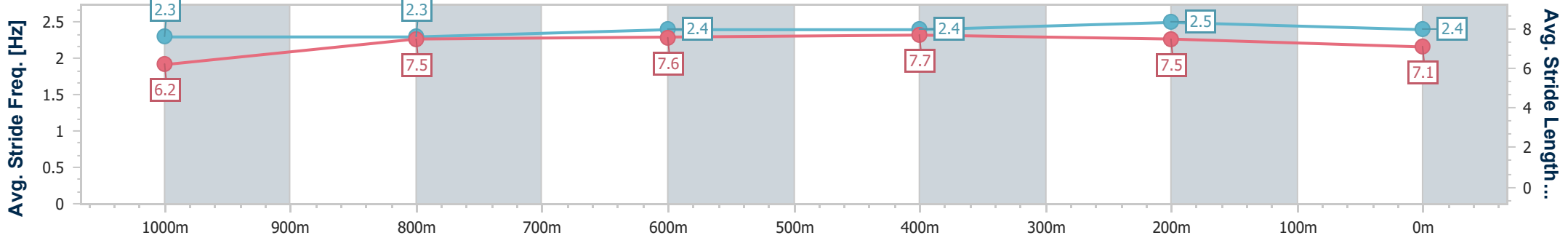
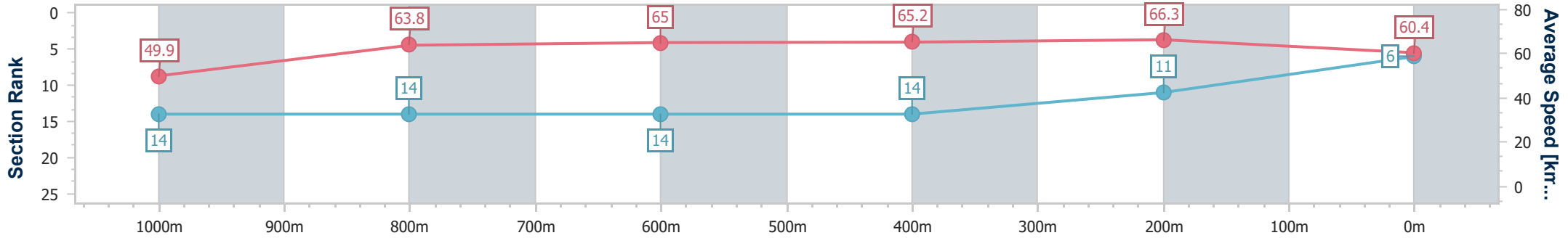
20 September 2024 - 16:50

Track Rating: Good 4, Weather: Fine, Rail Position: +7m Entire



BRISBANE RACING CLUB

Section	Overall	1000m	800m	600m	400m	200m
Section Times	1:10.95 [6] (0:14.47)	0:56.48 [14] (0:11.46)	0:45.02 [14] (0:11.12)	0:33.90 [14] (0:11.08)	0:22.82 [14] (0:10.88)	0:11.94 [11] (0:11.94)
Average Speed [km/h]	49.9	63.8	65.0	65.2	66.3	60.4
Top Speed [km/h]	63.7	65.0	66.4	67.5	68.0	63.5
Avg. Dist. to Rail [m]	7.0	2.3	1.2	1.4	4.8	3.5
Avg. Stride Freq. [Hz]	2.3	2.3	2.4	2.4	2.5	2.4
Avg. Stride Length [m]	6.2	7.5	7.6	7.7	7.5	7.1



- [] Ranking at each section and finish
- .-.- No data available at this section
- NA No data available



Horse/Jockey Name	Magic Island
Final Rank	7
Fastest Section Time (Section)	0:11.03 (600m)
Top Speed [km/h] (Section)	66.2 (400m)
Race State	Finished



Eagle Farm QLD Professional

Race 8: MORETON HIRE Class 1 Handicap - 1200m

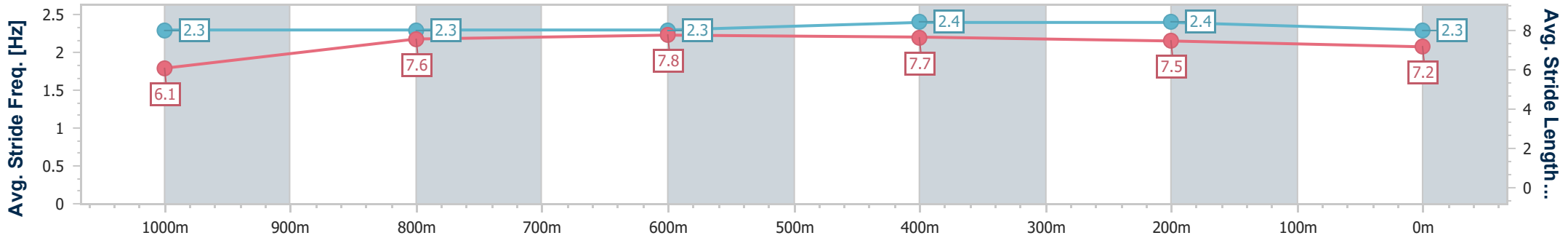
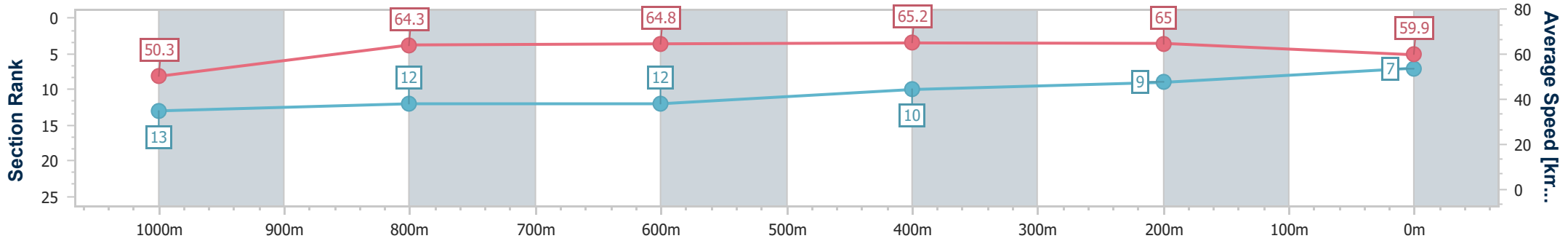
20 September 2024 - 16:50

Track Rating: Good 4, Weather: Fine, Rail Position: +7m Entire



BRISBANE RACING CLUB

Section	Overall	1000m	800m	600m	400m	200m
Section Times	1:10.96 [7] (0:14.36)	0:56.60 [13] (0:11.27)	0:45.33 [12] (0:11.17)	0:34.16 [12] (0:11.03)	0:23.13 [10] (0:11.09)	0:12.04 [9] (0:12.04)
Average Speed [km/h]	50.3	64.3	64.8	65.2	65.0	59.9
Top Speed [km/h]	63.6	66.1	65.8	66.0	66.2	63.8
Avg. Dist. to Rail [m]	6.2	1.7	1.2	0.8	2.8	3.4
Avg. Stride Freq. [Hz]	2.3	2.3	2.3	2.4	2.4	2.3
Avg. Stride Length [m]	6.1	7.6	7.8	7.7	7.5	7.2



- [] Ranking at each section and finish
- .-.- No data available at this section
- NA No data available



Horse/Jockey Name	Zelgaria
Final Rank	8
Fastest Section Time (Section)	0:11.12 (400m)
Top Speed [km/h] (Section)	66.2 (800m)
Race State	Finished



Eagle Farm QLD Professional

Race 8: MORETON HIRE Class 1 Handicap - 1200m

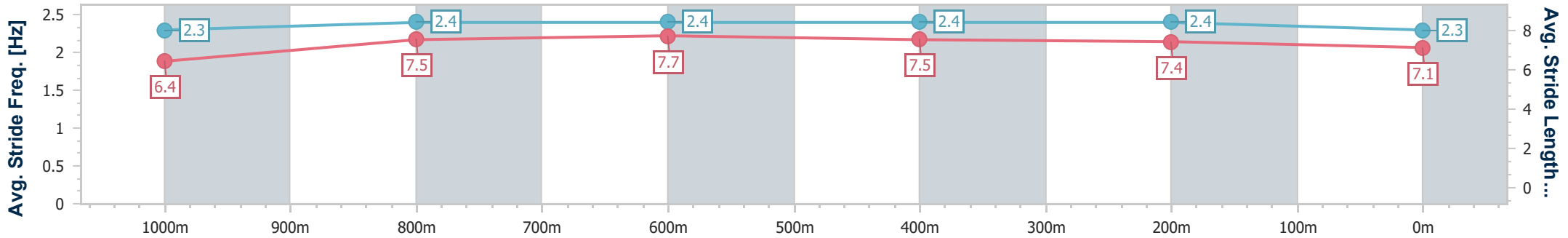
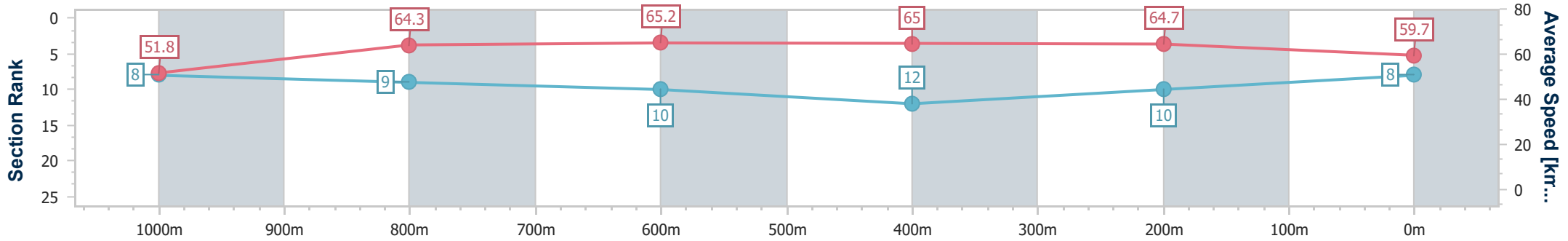
20 September 2024 - 16:50

Track Rating: Good 4, Weather: Fine, Rail Position: +7m Entire



BRISBANE RACING CLUB

Section	Overall	1000m	800m	600m	400m	200m
Section Times	1:11.04 [8] (0:14.01)	0:57.03 [8] (0:11.40)	0:45.63 [9] (0:11.23)	0:34.40 [10] (0:11.23)	0:23.17 [12] (0:11.12)	0:12.05 [10]
Average Speed [km/h]	51.8	64.3	65.2	65.0	64.7	59.7
Top Speed [km/h]	64.6	65.9	66.2	66.0	66.1	62.2
Avg. Dist. to Rail [m]	5.0	4.7	3.4	2.5	8.6	8.1
Avg. Stride Freq. [Hz]	2.3	2.4	2.4	2.4	2.4	2.3
Avg. Stride Length [m]	6.4	7.5	7.7	7.5	7.4	7.1



- [] Ranking at each section and finish
- .-.- No data available at this section
- NA No data available



Horse/Jockey Name	Rashford
Final Rank	9
Fastest Section Time (Section)	0:11.03 (400m)
Top Speed [km/h] (Section)	66.8 (600m)
Race State	Finished



Eagle Farm QLD Professional

Race 8: MORETON HIRE Class 1 Handicap - 1200m

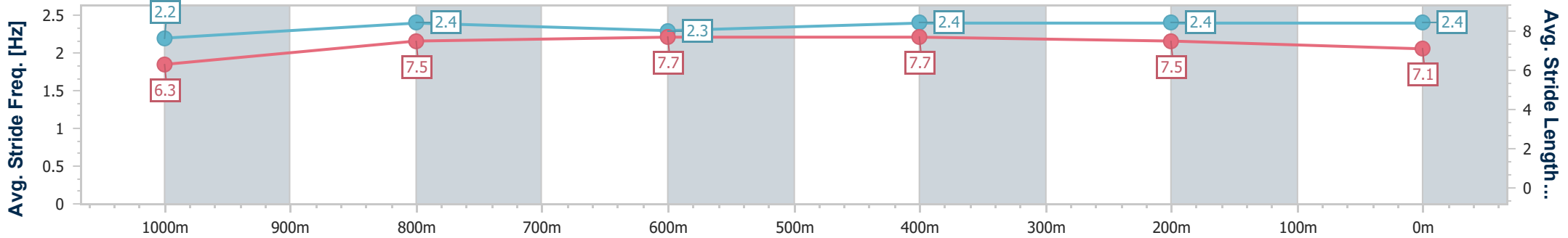
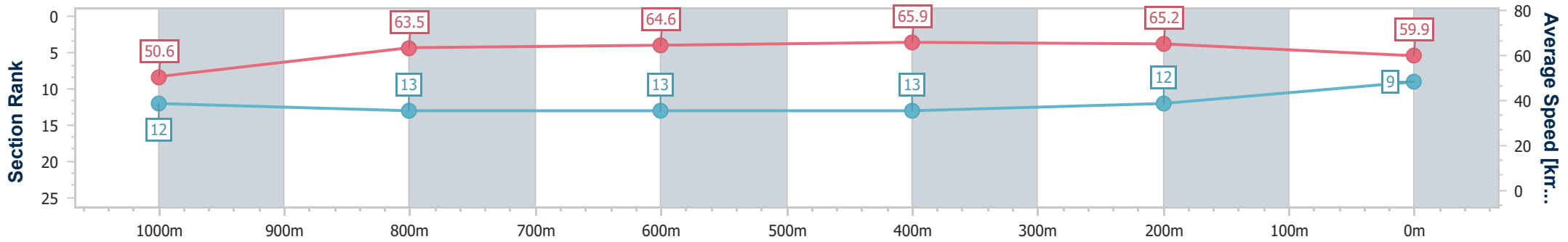
20 September 2024 - 16:50

Track Rating: Good 4, Weather: Fine, Rail Position: +7m Entire



BRISBANE RACING CLUB

Section	Overall	1000m	800m	600m	400m	200m
Section Times	1:11.07 [9] (0:14.22)	0:56.85 [12] (0:11.49)	0:45.36 [13] (0:11.26)	0:34.10 [13] (0:11.06)	0:23.04 [13] (0:11.03)	0:12.01 [12] (0:12.01)
Average Speed [km/h]	50.6	63.5	64.6	65.9	65.2	59.9
Top Speed [km/h]	62.9	64.3	66.1	66.8	66.6	63.9
Avg. Dist. to Rail [m]	7.5	2.7	2.1	2.0	6.6	6.9
Avg. Stride Freq. [Hz]	2.2	2.4	2.3	2.4	2.4	2.4
Avg. Stride Length [m]	6.3	7.5	7.7	7.7	7.5	7.1



- [] Ranking at each section and finish
- .-.- No data available at this section
- NA No data available



Horse/Jockey Name	Californian
Final Rank	10
Fastest Section Time (Section)	0:11.06 (800m)
Top Speed [km/h] (Section)	66.4 (800m)
Race State	Finished



Eagle Farm QLD Professional

Race 8: MORETON HIRE Class 1 Handicap - 1200m

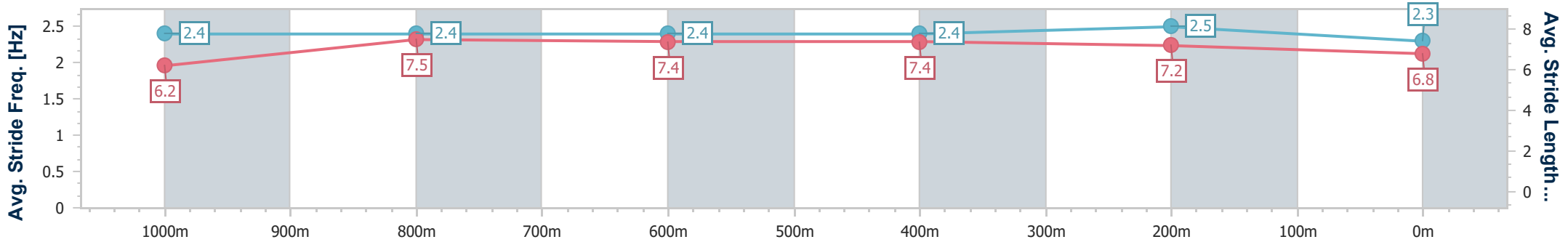
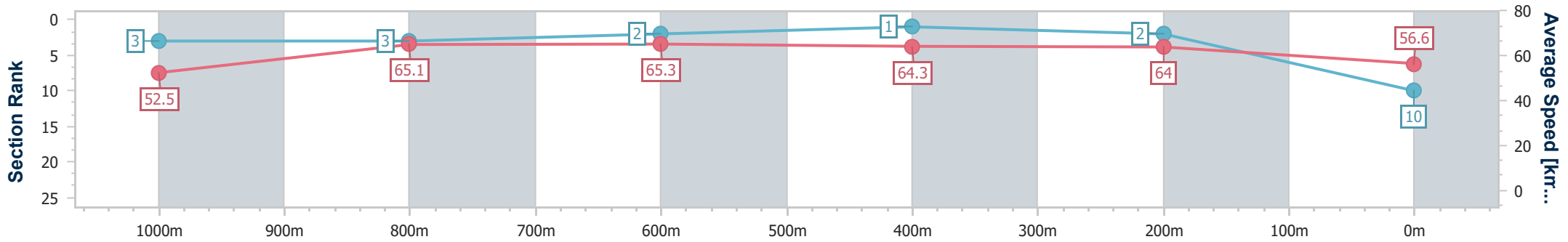
20 September 2024 - 16:50

Track Rating: Good 4, Weather: Fine, Rail Position: +7m Entire



BRISBANE RACING CLUB

Section	Overall	1000m	800m	600m	400m	200m
Section Times	1:11.13 [10] (0:13.69)	0:57.44 [3] (0:11.24)	0:46.20 [3] (0:11.06)	0:35.14 [2] (0:11.18)	0:23.96 [1] (0:11.28)	0:12.68 [2] (0:12.68)
Average Speed [km/h]	52.5	65.1	65.3	64.3	64.0	56.6
Top Speed [km/h]	64.5	65.6	66.4	65.8	65.4	61.0
Avg. Dist. to Rail [m]	2.8	2.5	1.6	0.5	1.3	1.5
Avg. Stride Freq. [Hz]	2.4	2.4	2.4	2.4	2.5	2.3
Avg. Stride Length [m]	6.2	7.5	7.4	7.4	7.2	6.8



- [] Ranking at each section and finish
- .-.- No data available at this section
- NA No data available



Horse/Jockey Name	Everlasting Stars
Final Rank	11
Fastest Section Time (Section)	0:10.96 (600m)
Top Speed [km/h] (Section)	66.7 (600m)
Race State	Finished



Eagle Farm QLD Professional

Race 8: MORETON HIRE Class 1 Handicap - 1200m

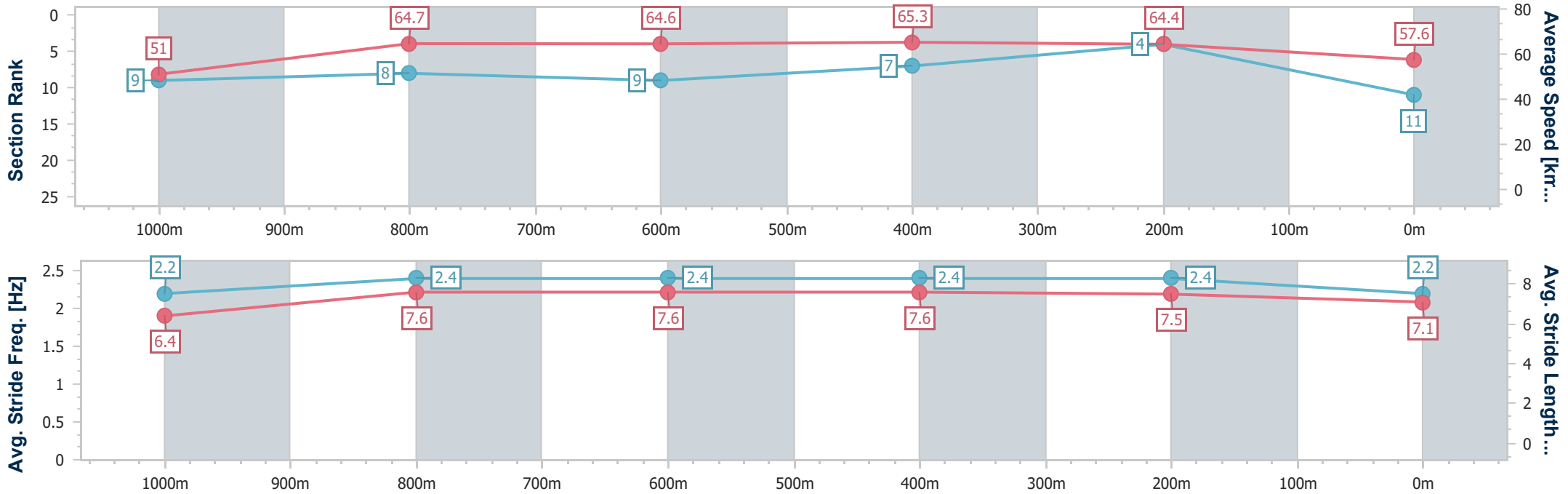
20 September 2024 - 16:50

Track Rating: Good 4, Weather: Fine, Rail Position: +7m Entire



BRISBANE RACING CLUB

Section	Overall	1000m	800m	600m	400m	200m
Section Times	1:11.24 [11] (0:14.15)	0:57.09 [9] (0:11.24)	0:45.85 [8] (0:11.23)	0:34.62 [9] (0:10.96)	0:23.66 [7] (0:11.19)	0:12.47 [4] (0:12.47)
Average Speed [km/h]	51.0	64.7	64.6	65.3	64.4	57.6
Top Speed [km/h]	65.6	65.6	65.2	66.7	65.7	62.5
Avg. Dist. to Rail [m]	3.8	1.6	1.4	1.1	2.3	2.3
Avg. Stride Freq. [Hz]	2.2	2.4	2.4	2.4	2.4	2.2
Avg. Stride Length [m]	6.4	7.6	7.6	7.6	7.5	7.1



- [] Ranking at each section and finish
- .-.- No data available at this section
- NA No data available



Horse/Jockey Name	Tower Flypass
Final Rank	12
Fastest Section Time (Section)	0:11.19 (600m)
Top Speed [km/h] (Section)	66.6 (600m)
Race State	Finished



Eagle Farm QLD Professional

Race 8: MORETON HIRE Class 1 Handicap - 1200m

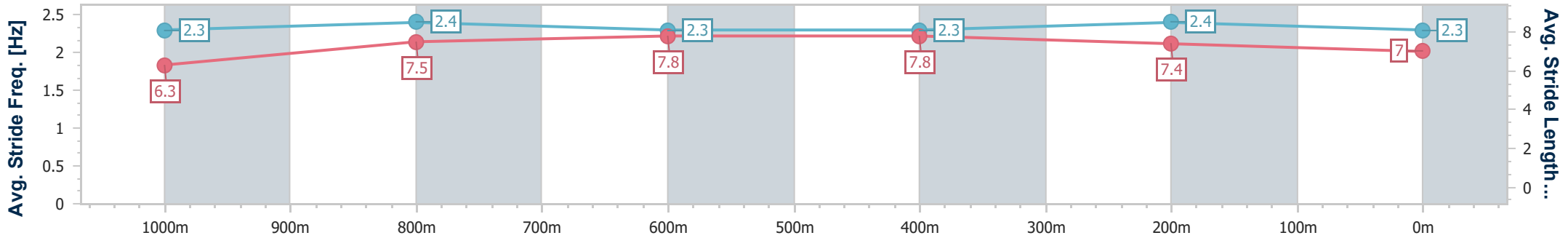
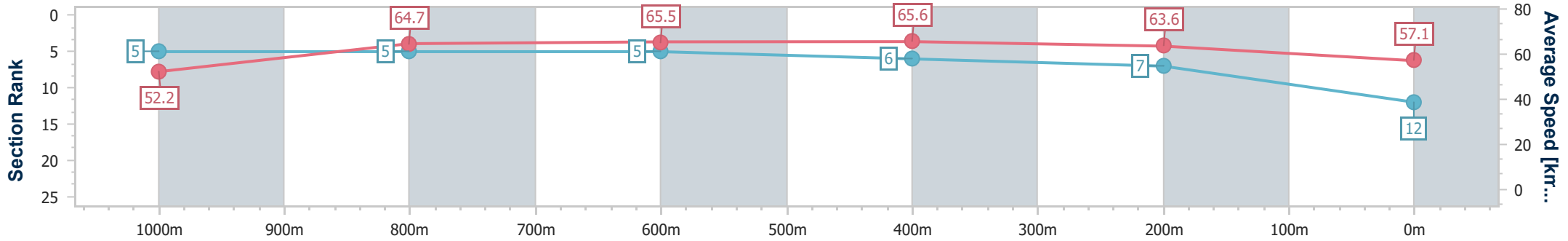
20 September 2024 - 16:50

Track Rating: Good 4, Weather: Fine, Rail Position: +7m Entire



BRISBANE RACING CLUB

Section	Overall	1000m	800m	600m	400m	200m
Section Times	1:11.44 [12] (0:13.85)	0:57.59 [5] (0:11.31)	0:46.28 [5] (0:11.20)	0:35.08 [5] (0:11.19)	0:23.89 [6] (0:11.28)	0:12.61 [7] (0:12.61)
Average Speed [km/h]	52.2	64.7	65.5	65.6	63.6	57.1
Top Speed [km/h]	64.0	66.4	66.1	66.6	65.9	61.2
Avg. Dist. to Rail [m]	3.6	3.3	4.3	3.6	5.9	4.1
Avg. Stride Freq. [Hz]	2.3	2.4	2.3	2.3	2.4	2.3
Avg. Stride Length [m]	6.3	7.5	7.8	7.8	7.4	7.0



- [] Ranking at each section and finish
- .-.- No data available at this section
- NA No data available



Horse/Jockey Name	Edge Of Seventeen
Final Rank	13
Fastest Section Time (Section)	0:11.23 (800m)
Top Speed [km/h] (Section)	65.7 (400m)
Race State	Finished



Eagle Farm QLD Professional

Race 8: MORETON HIRE Class 1 Handicap - 1200m

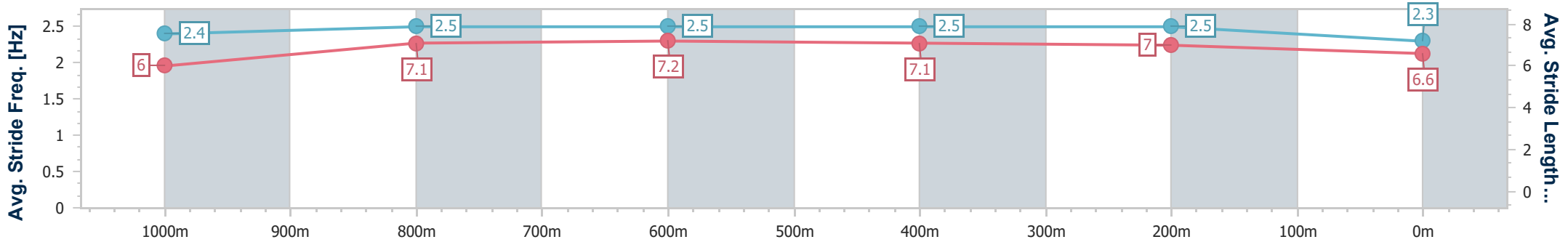
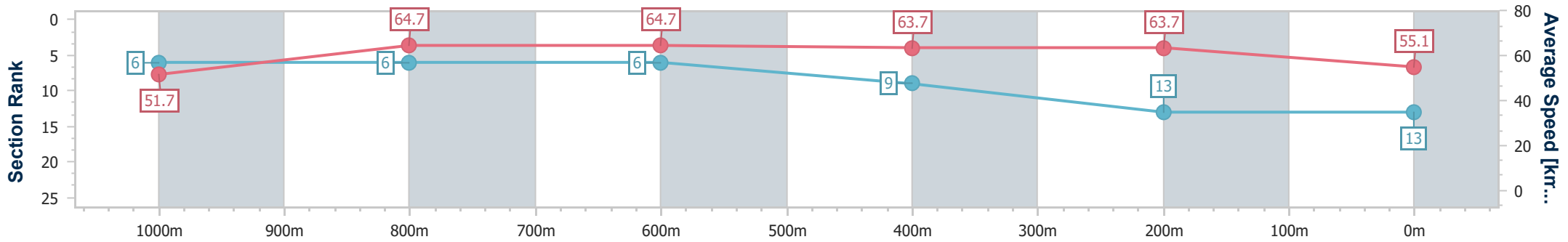
20 September 2024 - 16:50

Track Rating: Good 4, Weather: Fine, Rail Position: +7m Entire



BRISBANE RACING CLUB

Section	Overall	1000m	800m	600m	400m	200m
Section Times	1:12.22 [13] (0:13.91)	0:58.31 [6] (0:11.28)	0:47.03 [6] (0:11.23)	0:35.80 [6] (0:11.38)	0:24.42 [9] (0:11.33)	0:13.09 [13] (0:13.09)
Average Speed [km/h]	51.7	64.7	64.7	63.7	63.7	55.1
Top Speed [km/h]	64.8	65.3	65.3	65.3	65.7	60.3
Avg. Dist. to Rail [m]	2.3	2.1	1.9	2.0	7.5	7.6
Avg. Stride Freq. [Hz]	2.4	2.5	2.5	2.5	2.5	2.3
Avg. Stride Length [m]	6.0	7.1	7.2	7.1	7.0	6.6



- [] Ranking at each section and finish
- .-.- No data available at this section
- NA No data available



Horse/Jockey Name	Grand Meteor
Final Rank	14
Fastest Section Time (Section)	0:11.15 (1000m)
Top Speed [km/h] (Section)	68.4 (1000m)
Race State	Finished



Eagle Farm QLD Professional

Race 8: MORETON HIRE Class 1 Handicap - 1200m

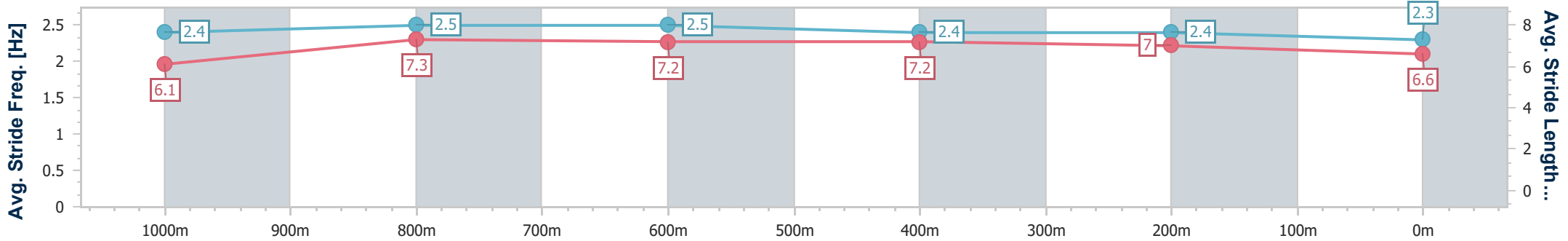
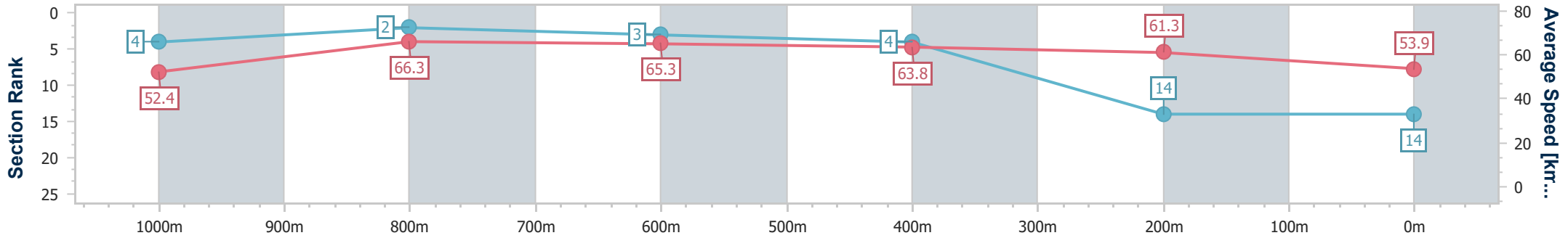
20 September 2024 - 16:50

Track Rating: Good 4, Weather: Fine, Rail Position: +7m Entire



BRISBANE RACING CLUB

Section	Overall	1000m	800m	600m	400m	200m
Section Times	1:12.51 [14] (0:13.75)	0:58.76 [4] (0:11.15)	0:47.61 [2] (0:11.20)	0:36.41 [3] (0:11.34)	0:25.07 [4] (0:11.72)	0:13.35 [14] (0:13.35)
Average Speed [km/h]	52.4	66.3	65.3	63.8	61.3	53.9
Top Speed [km/h]	66.3	68.4	66.2	64.4	62.4	58.6
Avg. Dist. to Rail [m]	6.0	4.9	3.5	0.9	1.1	2.0
Avg. Stride Freq. [Hz]	2.4	2.5	2.5	2.4	2.4	2.3
Avg. Stride Length [m]	6.1	7.3	7.2	7.2	7.0	6.6



- [] Ranking at each section and finish
- .-.- No data available at this section
- NA No data available