



# Mackay QLD Professional

## Race 1: Ladbrokes Racing Club BENCHMARK 60 Handicap - 1560m

28 September 2024 - 12:41



MACKAY TURF CLUB  
Ooralea Racecourse

Track Rating: Good 4, Weather: Fine, Rail Position: +3m Entire

Section		Field Times												
Overall	1400m	1200m	1000m	800m	600m	400m	Last 600m							
1:35.68 (0:12.02)	1:23.66 (0:11.64)	1:12.02 (0:12.05)	0:59.97 (0:12.30)	0:47.67 (0:12.26)	0:35.41 (0:11.88)	0:23.53 (0:11.46)	0:35.41							
Rank	TAB	Horse/Jockey	Barrier	Top Speed [km/h]	Fastest Section								Distance Travelled [m]	
1	7	PRIVATE CHEETAH Justin Huxtable	8	63.8 400m	0:11.42 400m	1:35.68 [1] (0:12.32)	1:23.36 [4] (0:11.82)	1:11.54 [3] (0:11.95)	0:59.59 [3] (0:12.00)	0:47.59 [2] (0:12.26)	0:35.33 [2] (0:11.90)	0:23.43 [2] (0:11.42)	0:35.33	
2	2	DIASONIC Adam Sewell	6	65.0 400m	0:11.46 400m	1:35.69 [2] (0:12.02)	1:23.67 [1] (0:11.64)	1:12.03 [1] (0:12.05)	0:59.98 [1] (0:12.30)	0:47.68 [1] (0:12.26)	0:35.42 [1] (0:11.88)	0:23.54 [1] (0:11.46)	0:35.42	-7
3	6	TYCOON BABY Erin Molloy	2	64.8 400m	0:11.51 400m	1:35.87 [3] (0:12.11)	1:23.76 [2] (0:11.82)	1:11.94 [2] (0:12.08)	0:59.86 [2] (0:12.16)	0:47.70 [3] (0:12.40)	0:35.30 [3] (0:11.86)	0:23.44 [4] (0:11.51)	0:35.30	-4
4	10	GIGI FILLE Chris Whiteley	9	65.7 600m	0:11.34 400m	1:35.93 [4] (0:12.55)	1:23.38 [5] (0:11.87)	1:11.51 [5] (0:11.91)	0:59.60 [4] (0:12.03)	0:47.57 [4] (0:12.31)	0:35.26 [4] (0:11.73)	0:23.53 [3] (0:11.34)	0:35.26	+1
5	4	THREE WISE MEN McKenzie Apel	1	65.3 400m	0:11.39 400m	1:35.97 [5] (0:12.30)	1:23.67 [3] (0:11.95)	1:11.72 [4] (0:12.13)	0:59.59 [5] (0:12.03)	0:47.56 [5] (0:12.47)	0:35.09 [5] (0:11.84)	0:23.25 [5] (0:11.39)	0:35.09	-6
6	3	DEEL WITH ME Jackson Murphy	5	65.2 200m	0:11.36 400m	1:36.08 [6] (0:12.57)	1:23.51 [6] (0:11.93)	1:11.58 [6] (0:12.02)	0:59.56 [6] (0:12.07)	0:47.49 [6] (0:12.46)	0:35.03 [6] (0:12.01)	0:23.02 [7] (0:11.36)	0:35.03	-2
7	5	KELLERS SHELTER Adrian Layt	4	65.0 400m	0:11.32 400m	1:36.13 [7] (0:12.90)	1:23.23 [9] (0:11.94)	1:11.29 [8] (0:12.04)	0:59.25 [8] (0:12.05)	0:47.20 [8] (0:12.30)	0:34.90 [8] (0:11.82)	0:23.08 [6] (0:11.32)	0:34.90	-3
8	9	VIVACIOUS AWARD Leah Martyn	3	65.7 400m	0:11.31 400m	1:36.14 [8] (0:12.85)	1:23.29 [8] (0:12.00)	1:11.29 [9] (0:12.09)	0:59.20 [9] (0:12.11)	0:47.09 [9] (0:12.33)	0:34.76 [10] (0:11.91)	0:22.85 [10] (0:11.31)	0:34.76	+7
9	1	BLUE RAY Ashley Butler	7	64.7 400m	0:11.32 400m	1:36.21 [9] (0:12.96)	1:23.25 [10] (0:12.12)	1:11.13 [10] (0:12.05)	0:59.08 [10] (0:12.05)	0:47.03 [10] (0:12.15)	0:34.88 [9] (0:11.83)	0:23.05 [9] (0:11.32)	0:34.88	+0
10	8	BROMES Olivia Kendal	10	63.8 400m	0:11.56 400m	1:37.34 [10] (0:12.57)	1:24.77 [7] (0:12.07)	1:12.70 [7] (0:12.05)	1:00.65 [7] (0:12.11)	0:48.54 [7] (0:12.38)	0:36.16 [7] (0:11.95)	0:24.21 [8] (0:11.56)	0:36.16	+5

Scratched: Divine Hunter (#11), Bold Zip (#12)

[ ] Ranking at each section and finish  
 -:-:- No data available at this section  
 NA No data available

SCN Saddle cloth number  
 DNF Did not finish  
 DNT Did not track



# Mackay QLD Professional

## Race 1: Ladbrokes Racing Club BENCHMARK 60 Handicap - 1560m

28 September 2024 - 12:41



MACKAY TURF CLUB  
Ooralea Racecourse

Track Rating: Good 4, Weather: Fine, Rail Position: +3m Entire

Section							200m			Last 600m
Field Times							0:12.07			0:35.41
Rank	TAB	Horse/Jockey	Barrier	Top Speed [km/h]	Fastest Section	Margin			Distance Travelled [m]	
1	7	<b>PRIVATE CHEETAH</b> Justin Huxtable	8	63.8 400m	0:11.42 400m	0:12.01 [2] (0:12.01)	1:35.68			0:35.33
2	2	<b>DIASONIC</b> Adam Sewell	6	65.0 400m	0:11.46 400m	0:12.08 [1] (0:12.08)	0.09L			0:35.42 -7
3	6	<b>TYCOON BABY</b> Erin Molloy	2	64.8 400m	0:11.51 400m	0:11.93 [4] (0:11.93)	1.14L			0:35.30 -4
4	10	<b>GIGI FILLE</b> Chris Whiteley	9	65.7 600m	0:11.34 400m	0:12.19 [3] (0:12.19)	1.47L			0:35.26 +1
5	4	<b>THREE WISE MEN</b> McKenzie Apel	1	65.3 400m	0:11.39 400m	0:11.86 [5] (0:11.86)	1.75L			0:35.09 -6
6	3	<b>DEEL WITH ME</b> Jackson Murphy	5	65.2 200m	0:11.36 400m	0:11.66 [7] (0:11.66)	2.38L			0:35.03 -2
7	5	<b>KELLERS SHELTER</b> Adrian Layt	4	65.0 400m	0:11.32 400m	0:11.76 [6] (0:11.76)	2.67L			0:34.90 -3
8	9	<b>VIVACIOUS AWARD</b> Leah Martyn	3	65.7 400m	0:11.31 400m	0:11.54 [9] (0:11.54)	2.75L			0:34.76 +7
9	1	<b>BLUE RAY</b> Ashley Butler	7	64.7 400m	0:11.32 400m	0:11.73 [8] (0:11.73)	3.16L			0:34.88 +0
10	8	<b>BROMES</b> Olivia Kendal	10	63.8 400m	0:11.56 400m	0:12.65 [10] (0:12.65)	9.81L			0:36.16 +5

Scratched: Divine Hunter (#11), Bold Zip (#12)

[ ] Ranking at each section and finish  
-:--:-- No data available at this section  
NA No data available

SCN Saddle cloth number  
DNF Did not finish  
DNT Did not track



Horse/Jockey Name	Private Cheetah
Final Rank	1
Fastest Section Time (Section)	0:11.42 (400m)
Top Speed [km/h] (Section)	63.8 (400m)
Race State	Finished



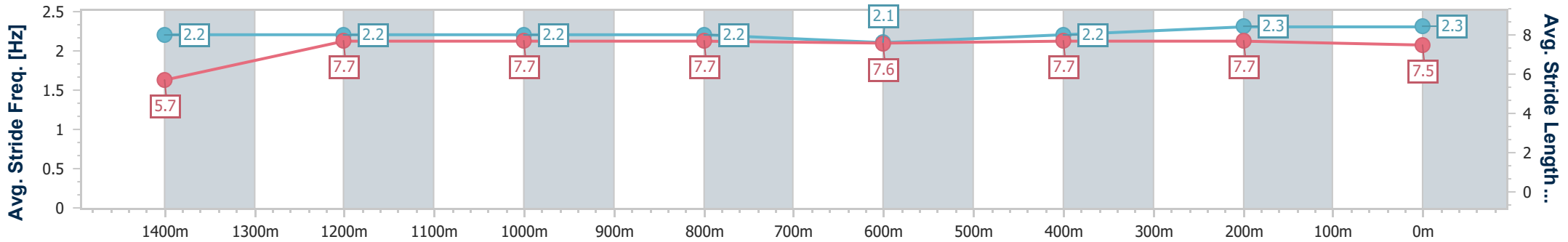
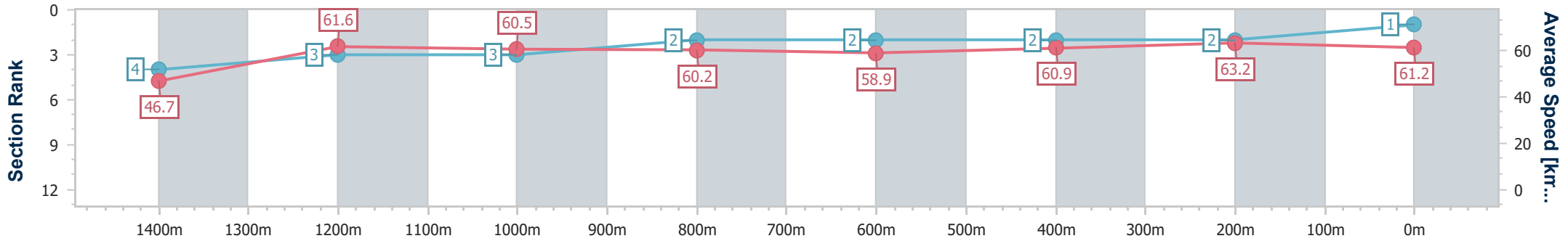
Mackay QLD Professional  
Race 1: Ladbrokes Racing Club BENCHMARK 60 Handicap - 1560m



28 September 2024 - 12:41

Track Rating: Good 4, Weather: Fine, Rail Position: +3m Entire

Section	Overall	1400m	1200m	1000m	800m	600m	400m	200m
Section Times	1:35.68 [1] (0:12.32)	1:23.36 [4] (0:11.82)	1:11.54 [3] (0:11.95)	0:59.59 [3] (0:12.00)	0:47.59 [2] (0:12.26)	0:35.33 [2] (0:11.90)	0:23.43 [2] (0:11.42)	0:12.01 [2] (0:12.01)
Average Speed [km/h]	46.7	61.6	60.5	60.2	58.9	60.9	63.2	61.2
Top Speed [km/h]	63.6	62.8	61.1	61.0	59.5	62.6	63.8	63.0
Avg. Dist. to Rail [m]	5.6	2.4	2.0	1.4	1.4	0.6	1.3	3.0
Avg. Stride Freq. [Hz]	2.2	2.2	2.2	2.2	2.1	2.2	2.3	2.3
Avg. Stride Length [m]	5.7	7.7	7.7	7.7	7.6	7.7	7.7	7.5



- [ ] Ranking at each section and finish
- .-.- No data available at this section
- NA No data available



Horse/Jockey Name	Diasonic
Final Rank	2
Fastest Section Time (Section)	0:11.46 (400m)
Top Speed [km/h] (Section)	65.0 (400m)
Race State	Finished



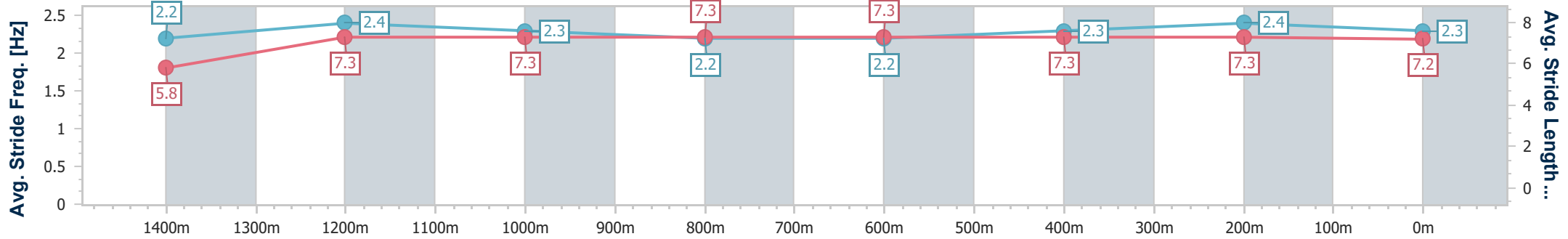
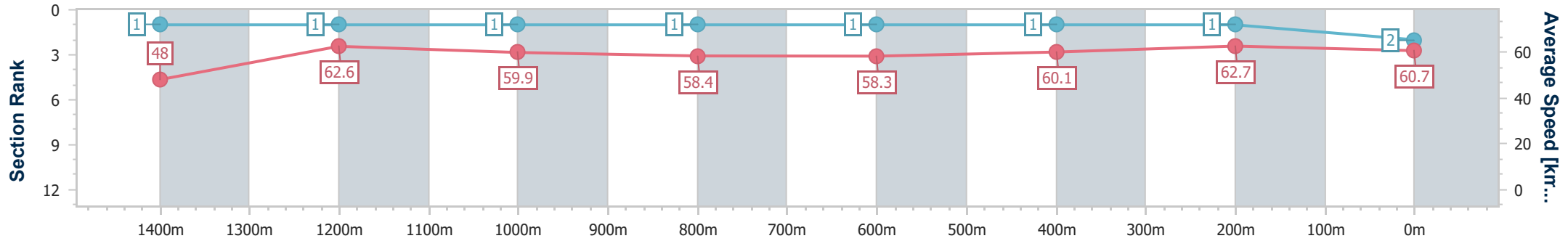
Mackay QLD Professional  
Race 1: Ladbrokes Racing Club BENCHMARK 60 Handicap - 1560m



28 September 2024 - 12:41

Track Rating: Good 4, Weather: Fine, Rail Position: +3m Entire

Section	Overall	1400m	1200m	1000m	800m	600m	400m	200m
Section Times	1:35.69 [2] (0:12.02)	1:23.67 [1] (0:11.64)	1:12.03 [1] (0:12.05)	0:59.98 [1] (0:12.30)	0:47.68 [1] (0:12.26)	0:35.42 [1] (0:11.88)	0:23.54 [1] (0:11.46)	0:12.08 [1] (0:12.08)
Average Speed [km/h]	48.0	62.6	59.9	58.4	58.3	60.1	62.7	60.7
Top Speed [km/h]	64.3	64.7	61.0	59.0	59.2	61.6	65.0	63.3
Avg. Dist. to Rail [m]	5.0	2.4	0.8	0.5	1.7	1.2	0.6	0.8
Avg. Stride Freq. [Hz]	2.2	2.4	2.3	2.2	2.2	2.3	2.4	2.3
Avg. Stride Length [m]	5.8	7.3	7.3	7.3	7.3	7.3	7.3	7.2



- [ ] Ranking at each section and finish
- .-.- No data available at this section
- NA No data available





Horse/Jockey Name	Tycoon Baby
Final Rank	3
Fastest Section Time (Section)	0:11.51 (400m)
Top Speed [km/h] (Section)	64.8 (400m)
Race State	Finished



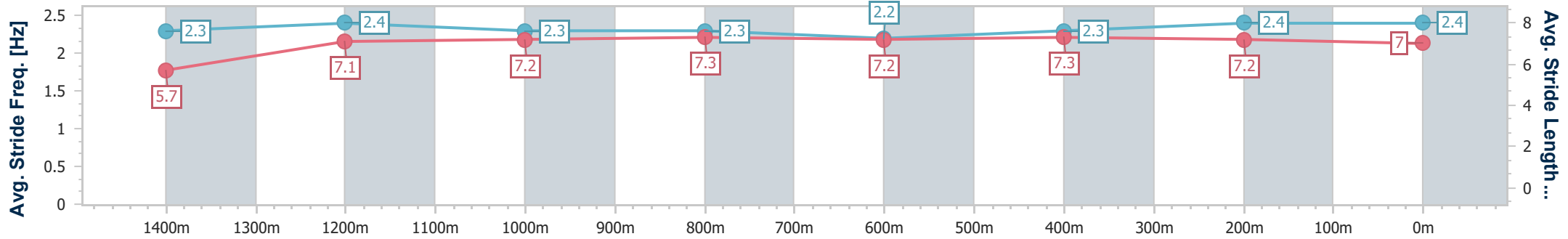
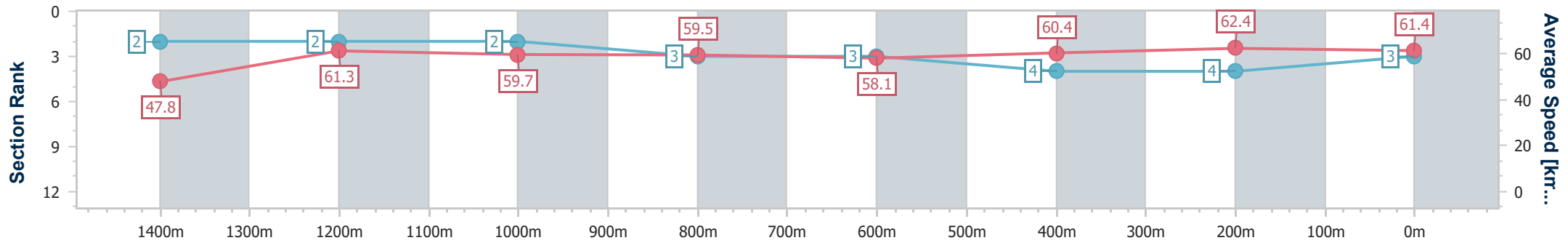
Mackay QLD Professional  
Race 1: Ladbrokes Racing Club BENCHMARK 60 Handicap - 1560m



28 September 2024 - 12:41

Track Rating: Good 4, Weather: Fine, Rail Position: +3m Entire

Section	Overall	1400m	1200m	1000m	800m	600m	400m	200m
Section Times	1:35.87 [3] (0:12.11)	1:23.76 [2] (0:11.82)	1:11.94 [2] (0:12.08)	0:59.86 [2] (0:12.16)	0:47.70 [3] (0:12.40)	0:35.30 [3] (0:11.86)	0:23.44 [4] (0:11.51)	0:11.93 [4] (0:11.93)
Average Speed [km/h]	47.8	61.3	59.7	59.5	58.1	60.4	62.4	61.4
Top Speed [km/h]	63.5	63.5	60.6	60.5	59.0	62.6	64.8	63.2
Avg. Dist. to Rail [m]	3.4	1.7	1.2	0.7	0.6	0.7	1.2	4.8
Avg. Stride Freq. [Hz]	2.3	2.4	2.3	2.3	2.2	2.3	2.4	2.4
Avg. Stride Length [m]	5.7	7.1	7.2	7.3	7.2	7.3	7.2	7.0



- [ ] Ranking at each section and finish
- .-.- No data available at this section
- NA No data available



Horse/Jockey Name	Gigi Fille
Final Rank	4
Fastest Section Time (Section)	0:11.34 (400m)
Top Speed [km/h] (Section)	65.7 (600m)
Race State	Finished



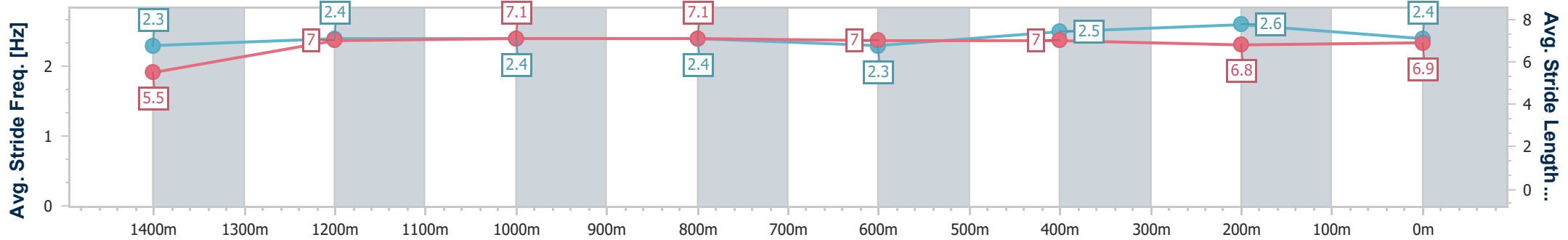
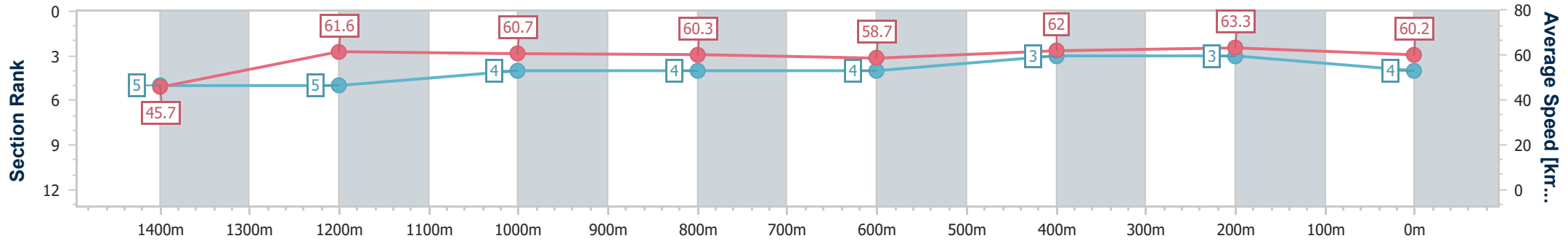
Mackay QLD Professional  
Race 1: Ladbrokes Racing Club BENCHMARK 60 Handicap - 1560m



28 September 2024 - 12:41

Track Rating: Good 4, Weather: Fine, Rail Position: +3m Entire

Section	Overall	1400m	1200m	1000m	800m	600m	400m	200m
Section Times	1:35.93 [4] (0:12.55)	1:23.38 [5] (0:11.87)	1:11.51 [5] (0:11.91)	0:59.60 [4] (0:12.03)	0:47.57 [4] (0:12.31)	0:35.26 [4] (0:11.73)	0:23.53 [3] (0:11.34)	0:12.19 [3] (0:12.19)
Average Speed [km/h]	45.7	61.6	60.7	60.3	58.7	62.0	63.3	60.2
Top Speed [km/h]	60.5	62.7	62.2	61.4	59.8	65.7	65.6	62.4
Avg. Dist. to Rail [m]	5.9	2.5	2.8	2.0	1.6	1.1	1.5	3.1
Avg. Stride Freq. [Hz]	2.3	2.4	2.4	2.4	2.3	2.5	2.6	2.4
Avg. Stride Length [m]	5.5	7.0	7.1	7.1	7.0	7.0	6.8	6.9



- [ ] Ranking at each section and finish
- .-.- No data available at this section
- NA No data available



Horse/Jockey Name	Three Wise Men
Final Rank	5
Fastest Section Time (Section)	0:11.39 (400m)
Top Speed [km/h] (Section)	65.3 (400m)
Race State	Finished



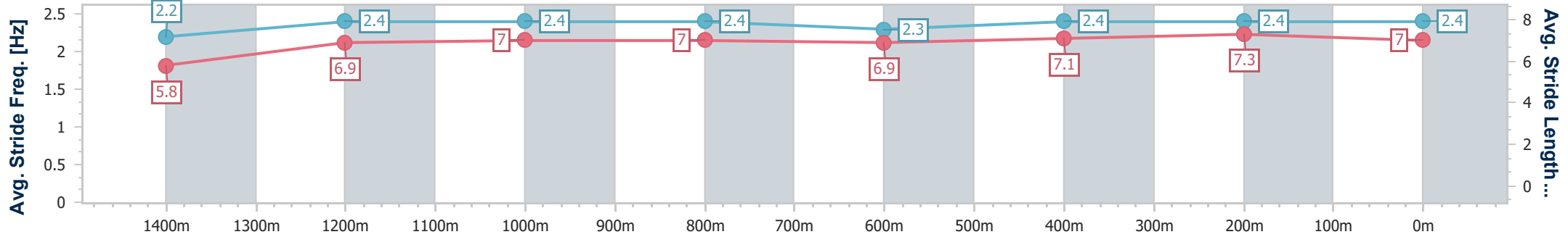
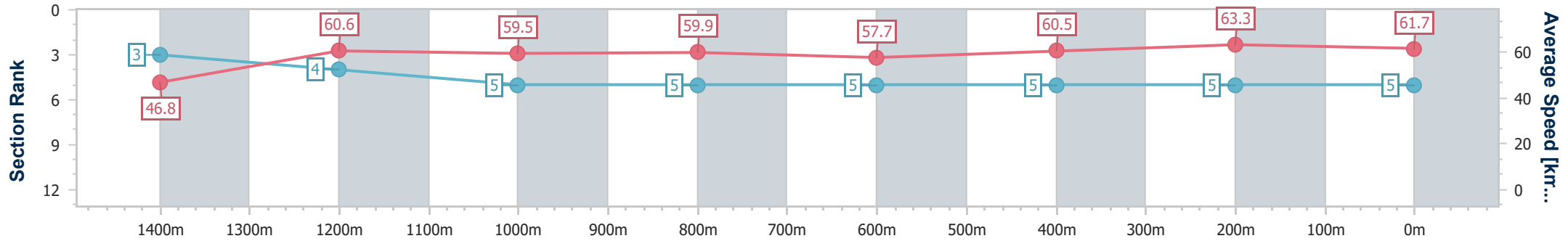
Mackay QLD Professional  
Race 1: Ladbrokes Racing Club BENCHMARK 60 Handicap - 1560m



28 September 2024 - 12:41

Track Rating: Good 4, Weather: Fine, Rail Position: +3m Entire

Section	Overall	1400m	1200m	1000m	800m	600m	400m	200m
Section Times	1:35.97 [5] (0:12.30)	1:23.67 [3] (0:11.95)	1:11.72 [4] (0:12.13)	0:59.59 [5] (0:12.03)	0:47.56 [5] (0:12.47)	0:35.09 [5] (0:11.84)	0:23.25 [5] (0:11.39)	0:11.86 [5] (0:11.86)
Average Speed [km/h]	46.8	60.6	59.5	59.9	57.7	60.5	63.3	61.7
Top Speed [km/h]	61.6	61.9	60.9	61.1	58.9	62.6	65.3	63.8
Avg. Dist. to Rail [m]	2.4	1.3	0.7	0.3	0.4	0.7	1.7	6.4
Avg. Stride Freq. [Hz]	2.2	2.4	2.4	2.4	2.3	2.4	2.4	2.4
Avg. Stride Length [m]	5.8	6.9	7.0	7.0	6.9	7.1	7.3	7.0



- [ ] Ranking at each section and finish
- .-.- No data available at this section
- NA No data available



Horse/Jockey Name	Deel With Me
Final Rank	6
Fastest Section Time (Section)	0:11.36 (400m)
Top Speed [km/h] (Section)	65.2 (200m)
Race State	Finished



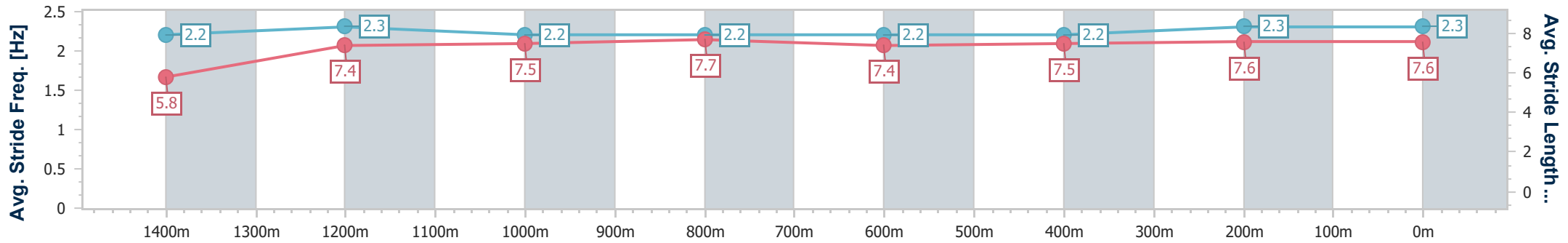
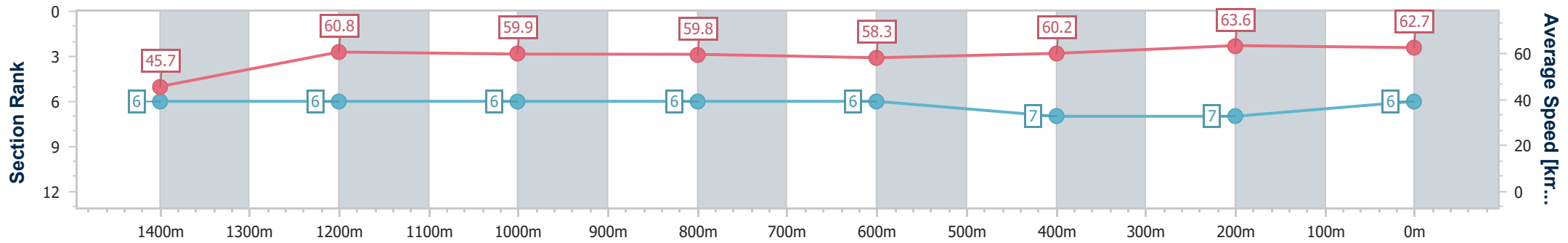
Mackay QLD Professional  
Race 1: Ladbrokes Racing Club BENCHMARK 60 Handicap - 1560m



28 September 2024 - 12:41

Track Rating: Good 4, Weather: Fine, Rail Position: +3m Entire

Section	Overall	1400m	1200m	1000m	800m	600m	400m	200m
Section Times	1:36.08 [6] (0:12.57)	1:23.51 [6] (0:11.93)	1:11.58 [6] (0:12.02)	0:59.56 [6] (0:12.07)	0:47.49 [6] (0:12.46)	0:35.03 [6] (0:12.01)	0:23.02 [7] (0:11.36)	0:11.66 [7] (0:11.66)
Average Speed [km/h]	45.7	60.8	59.9	59.8	58.3	60.2	63.6	62.7
Top Speed [km/h]	61.5	61.5	60.6	61.0	59.4	61.6	65.1	65.2
Avg. Dist. to Rail [m]	3.2	1.3	1.2	1.3	2.2	0.7	3.5	7.5
Avg. Stride Freq. [Hz]	2.2	2.3	2.2	2.2	2.2	2.2	2.3	2.3
Avg. Stride Length [m]	5.8	7.4	7.5	7.7	7.4	7.5	7.6	7.6



- [ ] Ranking at each section and finish
- .-.- No data available at this section
- NA No data available



Horse/Jockey Name	Kellers Shelter
Final Rank	7
Fastest Section Time (Section)	0:11.32 (400m)
Top Speed [km/h] (Section)	65.0 (400m)
Race State	Finished



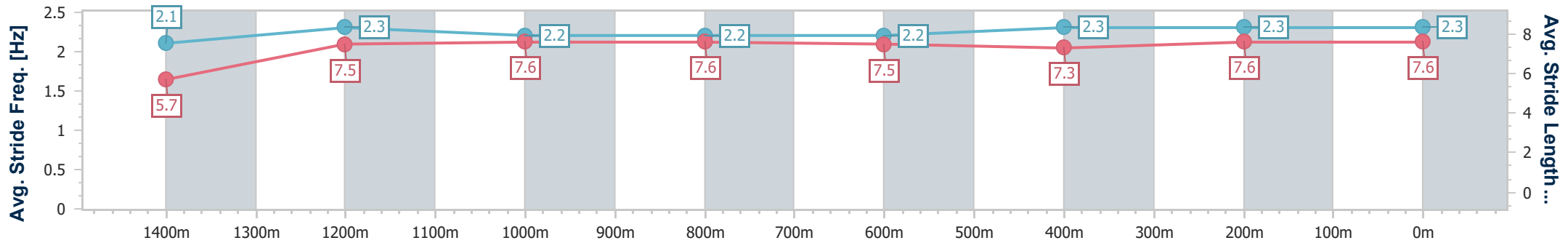
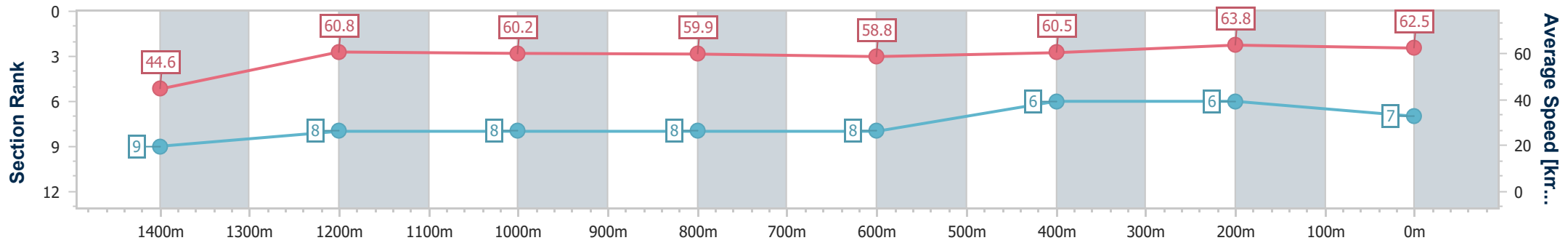
Mackay QLD Professional  
Race 1: Ladbrokes Racing Club BENCHMARK 60 Handicap - 1560m



28 September 2024 - 12:41

Track Rating: Good 4, Weather: Fine, Rail Position: +3m Entire

Section	Overall	1400m	1200m	1000m	800m	600m	400m	200m
Section Times	1:36.13 [7] (0:12.90)	1:23.23 [9] (0:11.94)	1:11.29 [8] (0:12.04)	0:59.25 [8] (0:12.05)	0:47.20 [8] (0:12.30)	0:34.90 [8] (0:11.82)	0:23.08 [6] (0:11.32)	0:11.76 [6] (0:11.76)
Average Speed [km/h]	44.6	60.8	60.2	59.9	58.8	60.5	63.8	62.5
Top Speed [km/h]	62.4	62.4	60.5	60.9	60.7	62.0	65.0	64.0
Avg. Dist. to Rail [m]	2.6	1.7	2.0	1.5	1.1	0.6	2.2	6.4
Avg. Stride Freq. [Hz]	2.1	2.3	2.2	2.2	2.2	2.3	2.3	2.3
Avg. Stride Length [m]	5.7	7.5	7.6	7.6	7.5	7.3	7.6	7.6



- [ ] Ranking at each section and finish
- .-.- No data available at this section
- NA No data available



Horse/Jockey Name	Vivacious Award
Final Rank	8
Fastest Section Time (Section)	0:11.31 (400m)
Top Speed [km/h] (Section)	65.7 (400m)
Race State	Finished



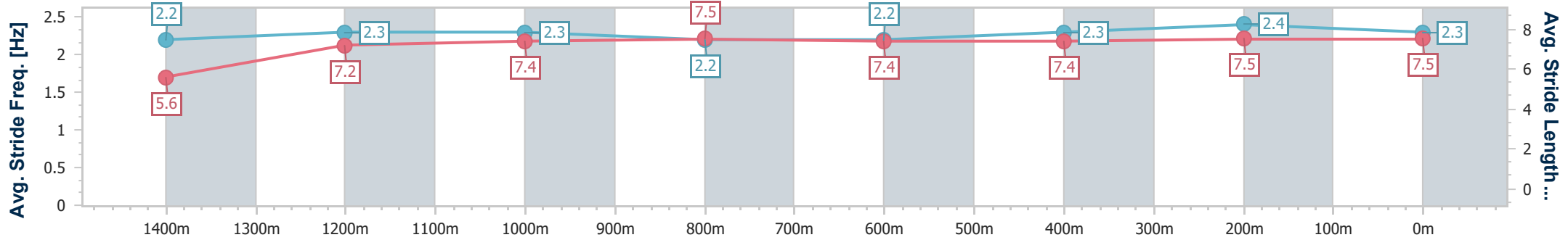
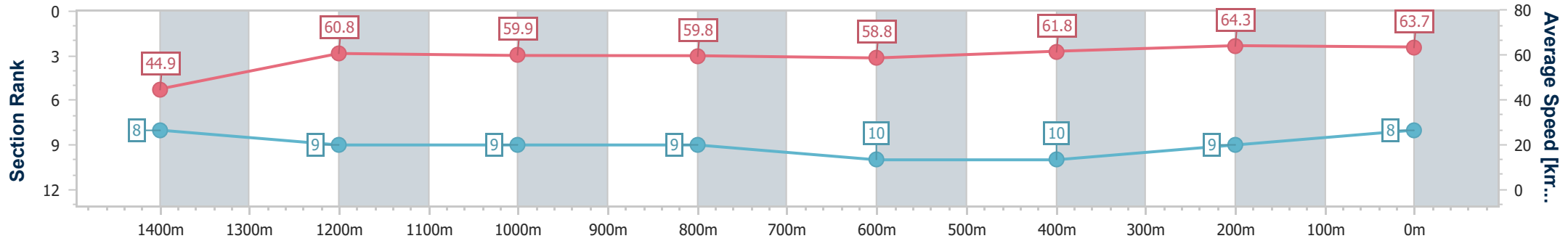
Mackay QLD Professional  
Race 1: Ladbrokes Racing Club BENCHMARK 60 Handicap - 1560m



28 September 2024 - 12:41

Track Rating: Good 4, Weather: Fine, Rail Position: +3m Entire

Section	Overall	1400m	1200m	1000m	800m	600m	400m	200m
Section Times	1:36.14 [8] (0:12.85)	1:23.29 [8] (0:12.00)	1:11.29 [9] (0:12.09)	0:59.20 [9] (0:12.11)	0:47.09 [9] (0:12.33)	0:34.76 [10] (0:11.91)	0:22.85 [10] (0:11.31)	0:11.54 [9] (0:11.54)
Average Speed [km/h]	44.9	60.8	59.9	59.8	58.8	61.8	64.3	63.7
Top Speed [km/h]	61.9	61.9	60.8	60.6	60.7	63.1	65.7	64.7
Avg. Dist. to Rail [m]	2.8	2.7	2.5	1.8	1.6	3.1	6.5	9.2
Avg. Stride Freq. [Hz]	2.2	2.3	2.3	2.2	2.2	2.3	2.4	2.3
Avg. Stride Length [m]	5.6	7.2	7.4	7.5	7.4	7.4	7.5	7.5



- [ ] Ranking at each section and finish
- .-.- No data available at this section
- NA No data available



Horse/Jockey Name	Blue Ray
Final Rank	9
Fastest Section Time (Section)	0:11.32 (400m)
Top Speed [km/h] (Section)	64.7 (400m)
Race State	Finished



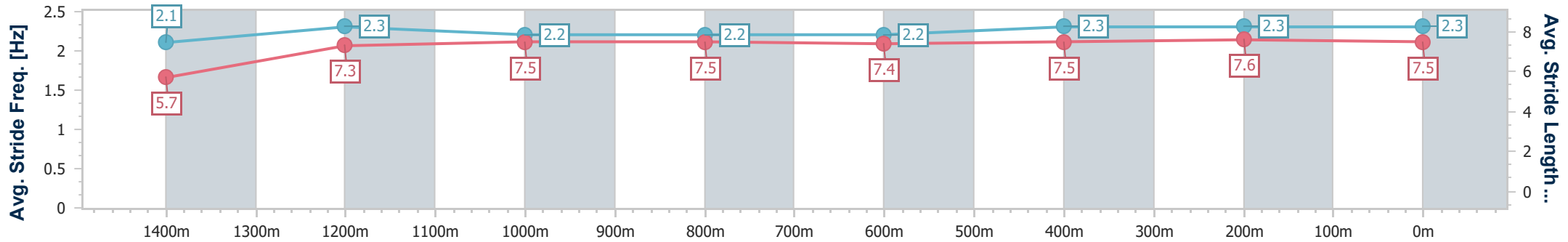
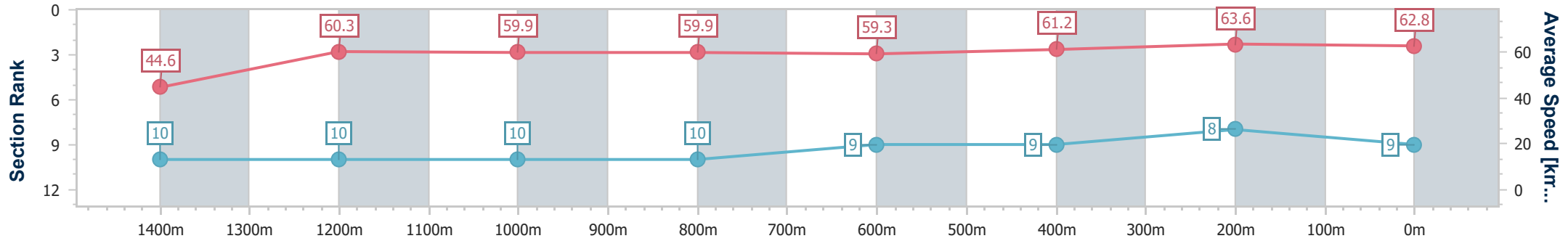
Mackay QLD Professional  
Race 1: Ladbrokes Racing Club BENCHMARK 60 Handicap - 1560m



28 September 2024 - 12:41

Track Rating: Good 4, Weather: Fine, Rail Position: +3m Entire

Section	Overall	1400m	1200m	1000m	800m	600m	400m	200m
Section Times	1:36.21 [9] (0:12.96)	1:23.25 [10] (0:12.12)	1:11.13 [10] (0:12.05)	0:59.08 [10] (0:12.05)	0:47.03 [10] (0:12.15)	0:34.88 [9] (0:11.83)	0:23.05 [9] (0:11.32)	0:11.73 [8] (0:11.73)
Average Speed [km/h]	44.6	60.3	59.9	59.9	59.3	61.2	63.6	62.8
Top Speed [km/h]	61.1	61.1	60.4	61.1	61.6	62.7	64.7	63.8
Avg. Dist. to Rail [m]	4.6	2.8	1.4	0.9	0.6	0.9	2.1	3.4
Avg. Stride Freq. [Hz]	2.1	2.3	2.2	2.2	2.2	2.3	2.3	2.3
Avg. Stride Length [m]	5.7	7.3	7.5	7.5	7.4	7.5	7.6	7.5



- [ ] Ranking at each section and finish
- .-.- No data available at this section
- NA No data available



Horse/Jockey Name	Bromes
Final Rank	10
Fastest Section Time (Section)	0:11.56 (400m)
Top Speed [km/h] (Section)	63.8 (400m)
Race State	Finished



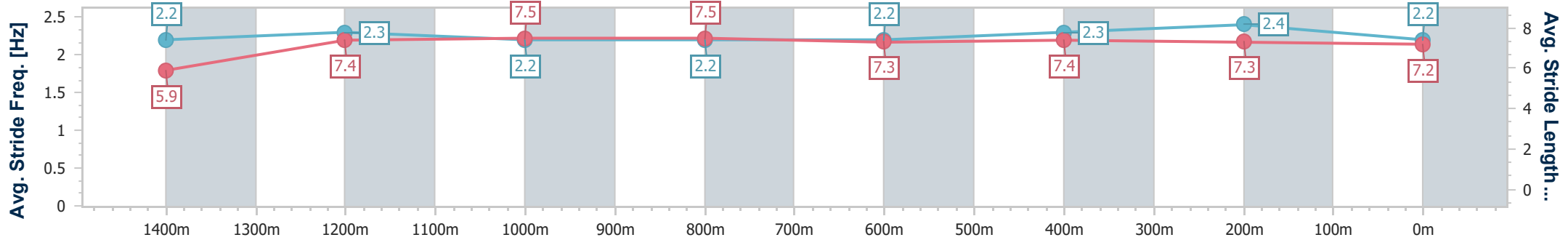
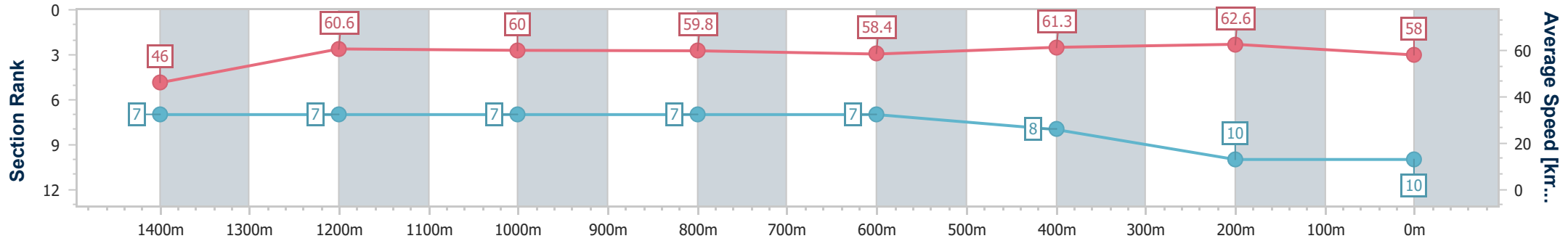
Mackay QLD Professional  
Race 1: Ladbrokes Racing Club BENCHMARK 60 Handicap - 1560m



28 September 2024 - 12:41

Track Rating: Good 4, Weather: Fine, Rail Position: +3m Entire

Section	Overall	1400m	1200m	1000m	800m	600m	400m	200m
Section Times	1:37.34 [10] (0:12.57)	1:24.77 [7] (0:12.07)	1:12.70 [7] (0:12.05)	1:00.65 [7] (0:12.11)	0:48.54 [7] (0:12.38)	0:36.16 [7] (0:11.95)	0:24.21 [8] (0:11.56)	0:12.65 [10] (0:12.65)
Average Speed [km/h]	46.0	60.6	60.0	59.8	58.4	61.3	62.6	58.0
Top Speed [km/h]	60.5	61.5	60.3	60.6	60.4	63.7	63.8	61.0
Avg. Dist. to Rail [m]	7.4	3.5	2.5	1.9	2.1	2.0	4.8	6.6
Avg. Stride Freq. [Hz]	2.2	2.3	2.2	2.2	2.2	2.3	2.4	2.2
Avg. Stride Length [m]	5.9	7.4	7.5	7.5	7.3	7.4	7.3	7.2



- [ ] Ranking at each section and finish
- .-.- No data available at this section
- NA No data available





# Mackay QLD Professional

## Race 2: Klien Tools OPEN Handicap - 1560m

28 September 2024 - 13:15



MACKAY TURF CLUB  
Ooralea Racecourse

Track Rating: Good 4, Weather: Fine, Rail Position: +3m Entire

Section		Overall	1400m	1200m	1000m	800m	600m	400m	Last 600m				
Field Times		1:33.64 (0:11.88)	1:21.76 (0:11.11)	1:10.65 (0:11.06)	0:59.59 (0:11.90)	0:47.69 (0:11.91)	0:35.78 (0:11.96)	0:23.82 (0:11.84)	0:35.78				
Rank	TAB	Horse/Jockey	Barrier	Top Speed [km/h]	Fastest Section							Distance Travelled [m]	
1	2	<b>SIR ROCKET</b> Justin Huxtable	6	65.1 1200m	0:11.24 1200m	1:33.64 [1] (0:12.12)	1:21.52 [5] (0:11.53)	1:09.99 [5] (0:11.24)	0:58.75 [6] (0:11.76)	0:46.99 [6] (0:11.76)	0:35.23 [6] (0:11.81)	0:23.42 [7] (0:11.44)	0:35.23
2	4	<b>DEEPSTRIKE</b> Leah Martyn	3	66.0 1200m	0:11.17 1200m	1:33.91 [2] (0:12.84)	1:21.07 [8] (0:11.23)	1:09.84 [8] (0:11.17)	0:58.67 [8] (0:11.59)	0:47.08 [7] (0:11.76)	0:35.32 [7] (0:11.91)	0:23.41 [8] (0:11.54)	0:35.32 +2
3	1	<b>MAGIC CONQUEROR</b> Ashley Butler	1	65.6 1400m	0:11.25 1200m	1:33.94 [3] (0:12.05)	1:21.89 [4] (0:11.38)	1:10.51 [4] (0:11.25)	0:59.26 [4] (0:11.84)	0:47.42 [4] (0:11.74)	0:35.68 [5] (0:11.87)	0:23.81 [4] (0:11.76)	0:35.68 -9
4	6	<b>SUCH A WHIT</b> Jackson Murphy	7	65.3 1200m	0:11.24 1200m	1:34.01 [4] (0:12.50)	1:21.51 [7] (0:11.33)	1:10.18 [7] (0:11.24)	0:58.94 [7] (0:11.80)	0:47.14 [8] (0:11.75)	0:35.39 [8] (0:11.59)	0:23.80 [6] (0:11.77)	0:35.39 -8
5	8	<b>VALLEY OF DREAMS</b> Erin Molloy	4	66.2 1200m	0:11.20 1200m	1:34.42 [5] (0:11.88)	1:22.54 [1] (0:11.30)	1:11.24 [2] (0:11.20)	1:00.04 [2] (0:11.94)	0:48.10 [2] (0:11.73)	0:36.37 [3] (0:11.87)	0:24.50 [2] (0:11.90)	0:36.37 -8
6	5	<b>BERING SEA</b> Ryan Wiggins	8	66.4 1400m	0:11.21 1200m	1:34.44 [6] (0:12.14)	1:22.30 [6] (0:11.54)	1:10.76 [6] (0:11.21)	0:59.55 [5] (0:11.65)	0:47.90 [5] (0:11.46)	0:36.44 [2] (0:11.94)	0:24.50 [3] (0:11.97)	0:36.44 -3
7	9	<b>FRESH PRINCE</b> Adam Sewell	2	68.4 Overall	0:11.22 1200m	1:34.51 [7] (0:11.96)	1:22.55 [3] (0:11.37)	1:11.18 [3] (0:11.22)	0:59.96 [3] (0:11.91)	0:48.05 [3] (0:11.67)	0:36.38 [4] (0:12.01)	0:24.37 [5] (0:11.87)	0:36.38 +1
8	7	<b>BONDURANT</b> Olivia Kendal	5	68.3 Overall	0:11.06 1200m	1:34.53 [8] (0:11.90)	1:22.63 [2] (0:11.09)	1:11.54 [1] (0:11.06)	1:00.48 [1] (0:11.90)	0:48.58 [1] (0:11.91)	0:36.67 [1] (0:11.96)	0:24.71 [1] (0:12.13)	0:36.67 -4

Scratched: Gulf Of Lion (#3)

[ ] Ranking at each section and finish  
 -:-:- No data available at this section  
 NA No data available

SCN Saddle cloth number  
 DNF Did not finish  
 DNT Did not track

# Mackay QLD Professional

## Race 2: Klien Tools OPEN Handicap - 1560m

28 September 2024 - 13:15



MACKAY TURF CLUB  
Ooralea Racecourse

Track Rating: Good 4, Weather: Fine, Rail Position: +3m Entire

Section				200m				Last 600m	
Field Times				0:11.98 (0:11.98)				0:35.78	
Rank	TAB	Horse/Jockey	Barrier	Top Speed [km/h]	Fastest Section	Margin			Distance Travelled [m]
1	2	<b>SIR ROCKET</b> Justin Huxtable	6	65.1 1200m	0:11.24 1200m	0:11.98 [1] (0:11.98)	1:33.64		0:35.23
2	4	<b>DEEPSTRIKE</b> Leah Martyn	3	66.0 1200m	0:11.17 1200m	0:11.87 [8] (0:11.87)	1.6L		0:35.32 +2
3	1	<b>MAGIC CONQUEROR</b> Ashley Butler	1	65.6 1400m	0:11.25 1200m	0:12.05 [3] (0:12.05)	1.74L		0:35.68 -9
4	6	<b>SUCH A WHIT</b> Jackson Murphy	7	65.3 1200m	0:11.24 1200m	0:12.03 [6] (0:12.03)	2.15L		0:35.39 -8
5	8	<b>VALLEY OF DREAMS</b> Erin Molloy	4	66.2 1200m	0:11.20 1200m	0:12.60 [2] (0:12.60)	4.56L		0:36.37 -8
6	5	<b>BERING SEA</b> Ryan Wiggins	8	66.4 1400m	0:11.21 1200m	0:12.53 [4] (0:12.53)	4.7L		0:36.44 -3
7	9	<b>FRESH PRINCE</b> Adam Sewell	2	68.4 Overall	0:11.22 1200m	0:12.50 [7] (0:12.50)	5.12L		0:36.38 +1
8	7	<b>BONDURANT</b> Olivia Kendal	5	68.3 Overall	0:11.06 1200m	0:12.58 [5] (0:12.58)	5.23L		0:36.67 -4

Scratched: Gulf Of Lion (#3)



Horse/Jockey Name	Sir Rocket
Final Rank	1
Fastest Section Time (Section)	0:11.24 (1200m)
Top Speed [km/h] (Section)	65.1 (1200m)
Race State	Finished



### Mackay QLD Professional

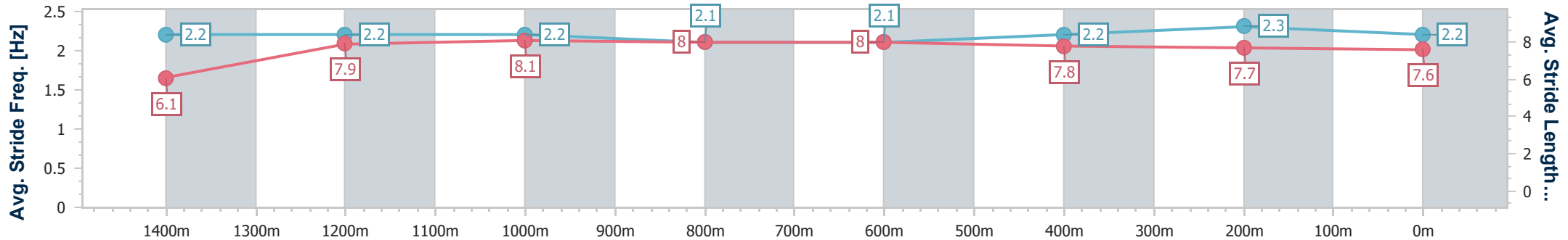
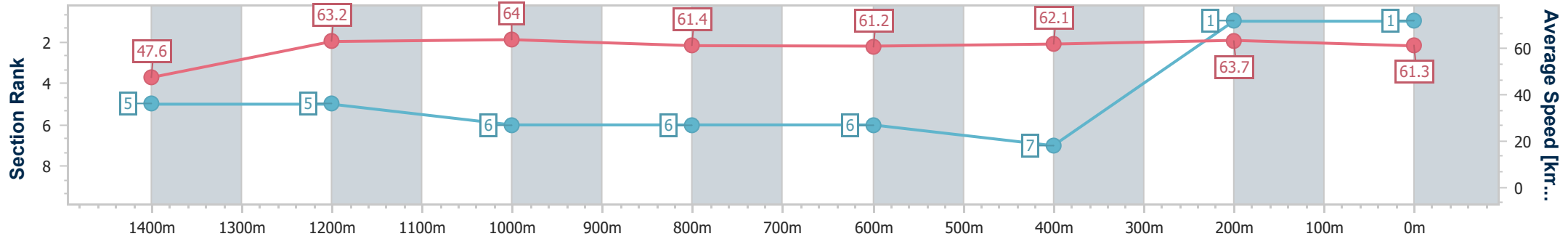
Race 2: Klien Tools OPEN Handicap - 1560m

28 September 2024 - 13:15

Track Rating: Good 4, Weather: Fine, Rail Position: +3m Entire



Section	Overall	1400m	1200m	1000m	800m	600m	400m	200m
Section Times	1:33.64 [1] (0:12.12)	1:21.52 [5] (0:11.53)	1:09.99 [5] (0:11.24)	0:58.75 [6] (0:11.76)	0:46.99 [6] (0:11.76)	0:35.23 [6] (0:11.81)	0:23.42 [7] (0:11.44)	0:11.98 [1] (0:11.98)
Average Speed [km/h]	47.6	63.2	64.0	61.4	61.2	62.1	63.7	61.3
Top Speed [km/h]	63.4	64.2	65.1	63.7	62.7	63.2	65.0	63.9
Avg. Dist. to Rail [m]	5.8	2.1	0.8	0.3	0.2	2.7	6.0	2.4
Avg. Stride Freq. [Hz]	2.2	2.2	2.2	2.1	2.1	2.2	2.3	2.2
Avg. Stride Length [m]	6.1	7.9	8.1	8.0	8.0	7.8	7.7	7.6



- [ ] Ranking at each section and finish
- .-.- No data available at this section
- NA No data available



Horse/Jockey Name	Deepstrike
Final Rank	2
Fastest Section Time (Section)	0:11.17 (1200m)
Top Speed [km/h] (Section)	66.0 (1200m)
Race State	Finished



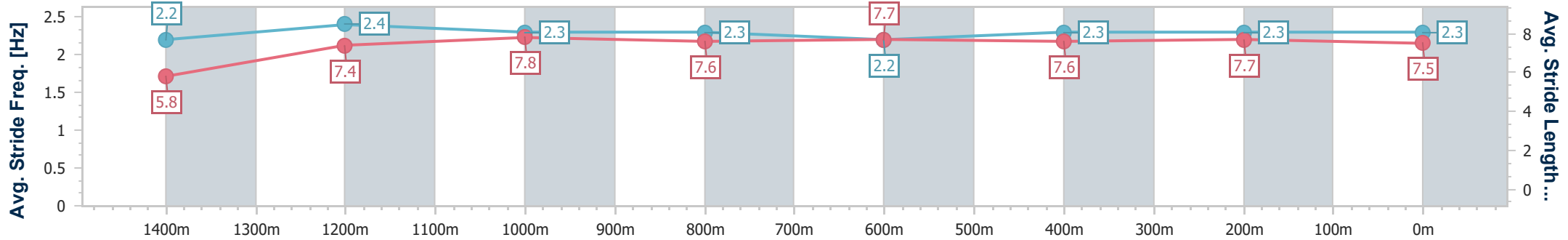
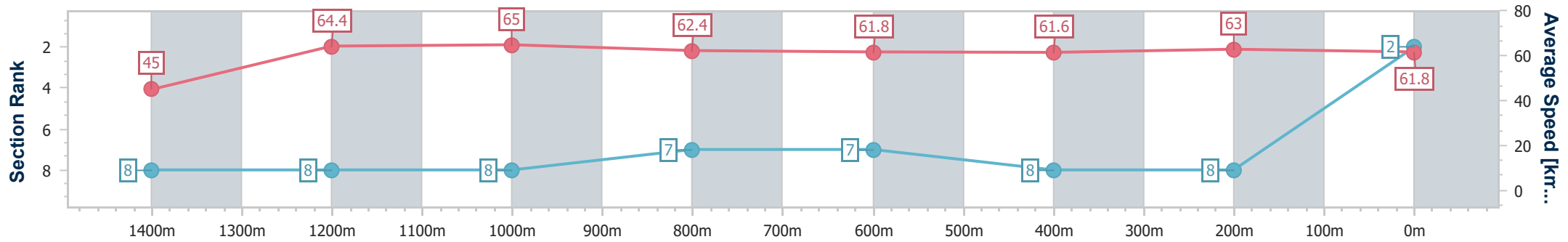
Mackay QLD Professional  
Race 2: Klien Tools OPEN Handicap - 1560m



28 September 2024 - 13:15

Track Rating: Good 4, Weather: Fine, Rail Position: +3m Entire

Section	Overall	1400m	1200m	1000m	800m	600m	400m	200m
Section Times	1:33.91 [2] (0:12.84)	1:21.07 [8] (0:11.23)	1:09.84 [8] (0:11.17)	0:58.67 [8] (0:11.59)	0:47.08 [7] (0:11.76)	0:35.32 [7] (0:11.91)	0:23.41 [8] (0:11.54)	0:11.87 [8] (0:11.87)
Average Speed [km/h]	45.0	64.4	65.0	62.4	61.8	61.6	63.0	61.8
Top Speed [km/h]	63.2	65.5	66.0	65.7	62.4	62.1	63.8	63.2
Avg. Dist. to Rail [m]	3.6	1.9	3.1	2.4	1.8	2.8	5.2	7.0
Avg. Stride Freq. [Hz]	2.2	2.4	2.3	2.3	2.2	2.3	2.3	2.3
Avg. Stride Length [m]	5.8	7.4	7.8	7.6	7.7	7.6	7.7	7.5



- [ ] Ranking at each section and finish
- .-.-.- No data available at this section
- NA No data available



Horse/Jockey Name	Magic Conqueror
Final Rank	3
Fastest Section Time (Section)	0:11.25 (1200m)
Top Speed [km/h] (Section)	65.6 (1400m)
Race State	Finished



### Mackay QLD Professional

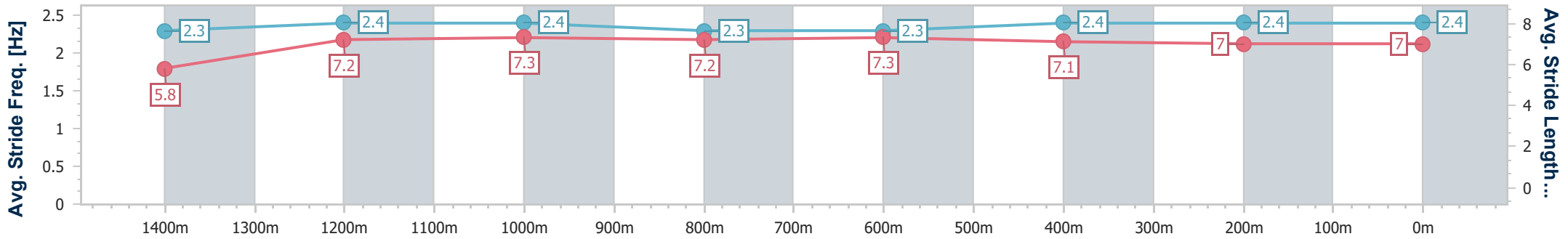
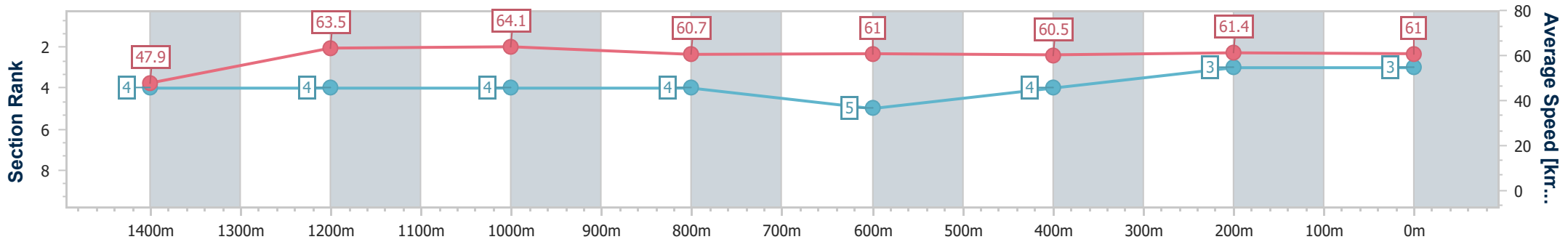
Race 2: Klien Tools OPEN Handicap - 1560m

28 September 2024 - 13:15

Track Rating: Good 4, Weather: Fine, Rail Position: +3m Entire



Section	Overall	1400m	1200m	1000m	800m	600m	400m	200m
Section Times	1:33.94 [3] (0:12.05)	1:21.89 [4] (0:11.38)	1:10.51 [4] (0:11.25)	0:59.26 [4] (0:11.84)	0:47.42 [4] (0:11.74)	0:35.68 [5] (0:11.87)	0:23.81 [4] (0:11.76)	0:12.05 [3] (0:12.05)
Average Speed [km/h]	47.9	63.5	64.1	60.7	61.0	60.5	61.4	61.0
Top Speed [km/h]	65.6	65.6	64.6	63.6	61.9	61.8	63.8	61.9
Avg. Dist. to Rail [m]	1.7	1.0	0.3	0.4	1.2	1.3	3.1	4.7
Avg. Stride Freq. [Hz]	2.3	2.4	2.4	2.3	2.3	2.4	2.4	2.4
Avg. Stride Length [m]	5.8	7.2	7.3	7.2	7.3	7.1	7.0	7.0



- [ ] Ranking at each section and finish
- .-.- No data available at this section
- NA No data available



Horse/Jockey Name	Such A Whit
Final Rank	4
Fastest Section Time (Section)	0:11.24 (1200m)
Top Speed [km/h] (Section)	65.3 (1200m)
Race State	Finished



### Mackay QLD Professional

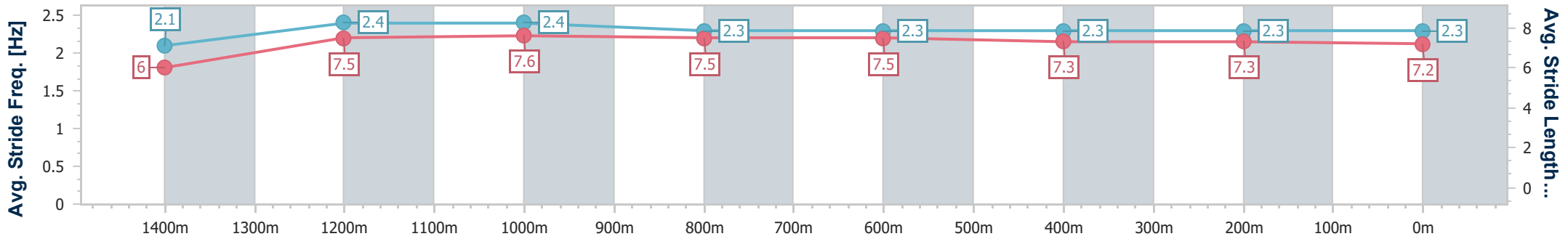
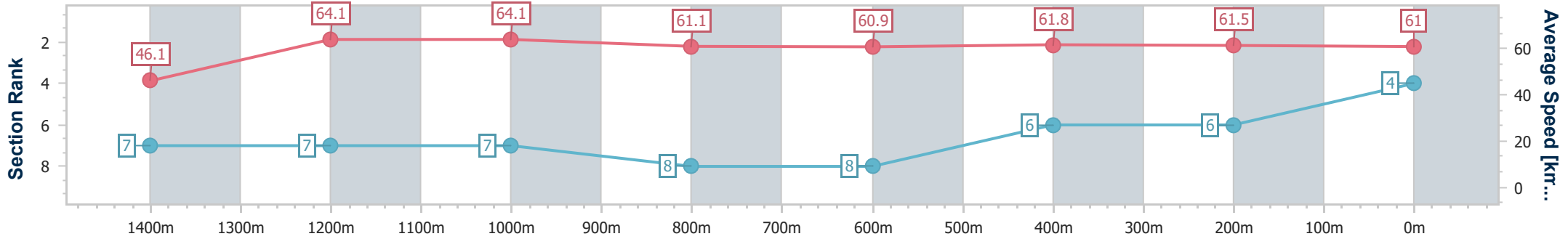
Race 2: Klien Tools OPEN Handicap - 1560m

28 September 2024 - 13:15

Track Rating: Good 4, Weather: Fine, Rail Position: +3m Entire



Section	Overall	1400m	1200m	1000m	800m	600m	400m	200m
Section Times	1:34.01 [4] (0:12.50)	1:21.51 [7] (0:11.33)	1:10.18 [7] (0:11.24)	0:58.94 [7] (0:11.80)	0:47.14 [8] (0:11.75)	0:35.39 [8] (0:11.59)	0:23.80 [6] (0:11.77)	0:12.03 [6] (0:12.03)
Average Speed [km/h]	46.1	64.1	64.1	61.1	60.9	61.8	61.5	61.0
Top Speed [km/h]	63.7	64.8	65.3	64.3	61.5	62.9	63.5	62.5
Avg. Dist. to Rail [m]	6.2	1.7	1.2	0.4	1.1	1.0	4.2	5.5
Avg. Stride Freq. [Hz]	2.1	2.4	2.4	2.3	2.3	2.3	2.3	2.3
Avg. Stride Length [m]	6.0	7.5	7.6	7.5	7.5	7.3	7.3	7.2



- [ ] Ranking at each section and finish
- .-.- No data available at this section
- NA No data available



Horse/Jockey Name	Valley Of Dreams
Final Rank	5
Fastest Section Time (Section)	0:11.20 (1200m)
Top Speed [km/h] (Section)	66.2 (1200m)
Race State	Finished



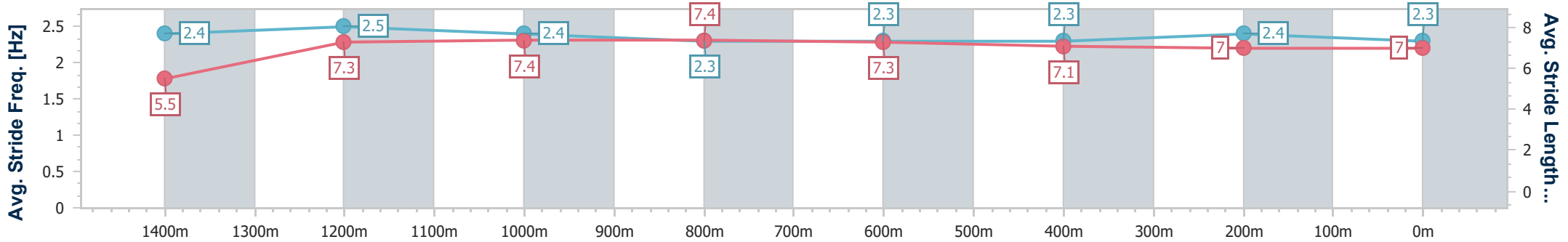
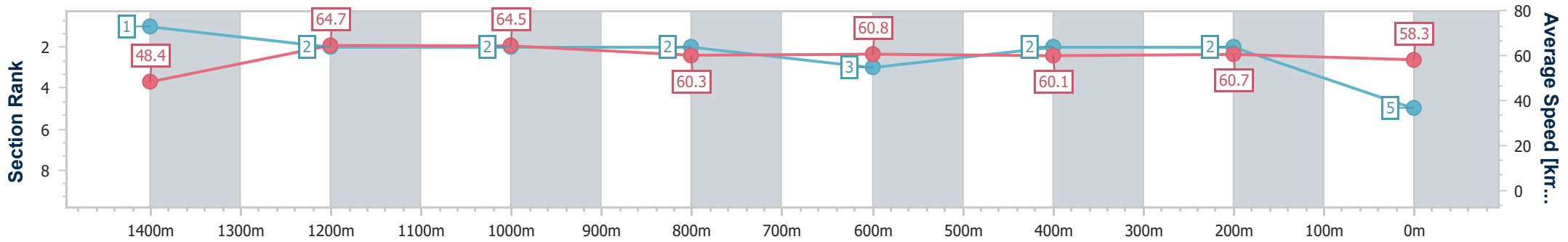
Mackay QLD Professional  
Race 2: Klien Tools OPEN Handicap - 1560m



28 September 2024 - 13:15

Track Rating: Good 4, Weather: Fine, Rail Position: +3m Entire

Section	Overall	1400m	1200m	1000m	800m	600m	400m	200m
Section Times	1:34.42 [5] (0:11.88)	1:22.54 [1] (0:11.30)	1:11.24 [2] (0:11.20)	1:00.04 [2] (0:11.94)	0:48.10 [2] (0:11.73)	0:36.37 [3] (0:11.87)	0:24.50 [2] (0:11.90)	0:12.60 [2] (0:12.60)
Average Speed [km/h]	48.4	64.7	64.5	60.3	60.8	60.1	60.7	58.3
Top Speed [km/h]	65.8	66.0	66.2	62.3	61.9	60.9	62.4	60.5
Avg. Dist. to Rail [m]	4.1	2.8	0.8	0.4	1.4	1.4	2.7	3.1
Avg. Stride Freq. [Hz]	2.4	2.5	2.4	2.3	2.3	2.3	2.4	2.3
Avg. Stride Length [m]	5.5	7.3	7.4	7.4	7.3	7.1	7.0	7.0



- [ ] Ranking at each section and finish
- .-.-.- No data available at this section
- NA No data available



Horse/Jockey Name	Bering Sea
Final Rank	6
Fastest Section Time (Section)	0:11.21 (1200m)
Top Speed [km/h] (Section)	66.4 (1400m)
Race State	Finished



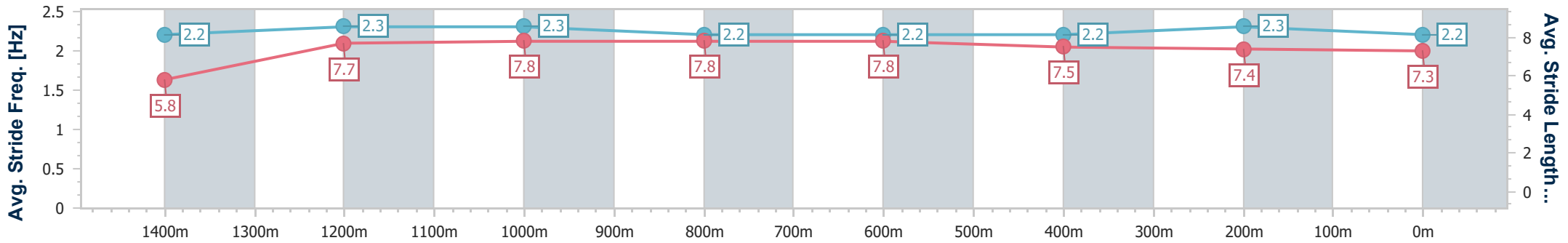
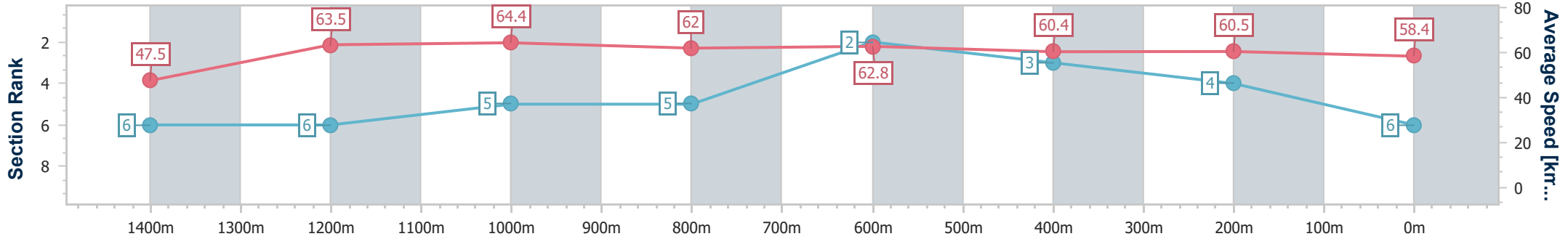
Mackay QLD Professional  
Race 2: Klien Tools OPEN Handicap - 1560m



28 September 2024 - 13:15

Track Rating: Good 4, Weather: Fine, Rail Position: +3m Entire

Section	Overall	1400m	1200m	1000m	800m	600m	400m	200m
Section Times	1:34.44 [6] (0:12.14)	1:22.30 [6] (0:11.54)	1:10.76 [6] (0:11.21)	0:59.55 [5] (0:11.65)	0:47.90 [5] (0:11.46)	0:36.44 [2] (0:11.94)	0:24.50 [3] (0:11.97)	0:12.53 [4] (0:12.53)
Average Speed [km/h]	47.5	63.5	64.4	62.0	62.8	60.4	60.5	58.4
Top Speed [km/h]	66.1	66.4	65.2	63.2	64.1	61.6	61.4	61.1
Avg. Dist. to Rail [m]	7.7	3.2	1.7	1.3	0.8	0.9	2.3	3.5
Avg. Stride Freq. [Hz]	2.2	2.3	2.3	2.2	2.2	2.2	2.3	2.2
Avg. Stride Length [m]	5.8	7.7	7.8	7.8	7.8	7.5	7.4	7.3



- [ ] Ranking at each section and finish
- .-.- No data available at this section
- NA No data available





Horse/Jockey Name	Fresh Prince
Final Rank	7
Fastest Section Time (Section)	0:11.22 (1200m)
Top Speed [km/h] (Section)	68.4 (Overall)
Race State	Finished



### Mackay QLD Professional

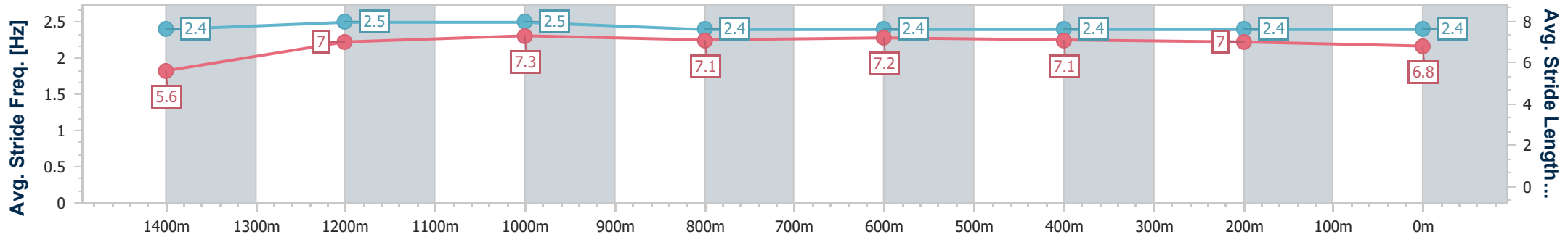
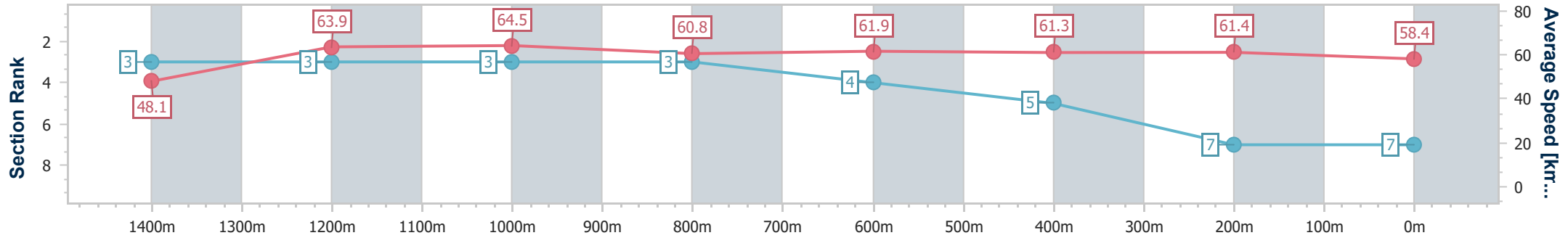
Race 2: Klien Tools OPEN Handicap - 1560m

28 September 2024 - 13:15

Track Rating: Good 4, Weather: Fine, Rail Position: +3m Entire



Section	Overall	1400m	1200m	1000m	800m	600m	400m	200m
Section Times	1:34.51 [7] (0:11.96)	1:22.55 [3] (0:11.37)	1:11.18 [3] (0:11.22)	0:59.96 [3] (0:11.91)	0:48.05 [3] (0:11.67)	0:36.38 [4] (0:12.01)	0:24.37 [5] (0:11.87)	0:12.50 [7] (0:12.50)
Average Speed [km/h]	48.1	63.9	64.5	60.8	61.9	61.3	61.4	58.4
Top Speed [km/h]	68.4	65.6	65.4	63.2	62.8	63.3	62.5	61.9
Avg. Dist. to Rail [m]	2.2	2.2	2.2	1.8	1.1	3.1	5.7	6.2
Avg. Stride Freq. [Hz]	2.4	2.5	2.5	2.4	2.4	2.4	2.4	2.4
Avg. Stride Length [m]	5.6	7.0	7.3	7.1	7.2	7.1	7.0	6.8



- [ ] Ranking at each section and finish
- .-.- No data available at this section
- NA No data available



Horse/Jockey Name	Bondurant
Final Rank	8
Fastest Section Time (Section)	0:11.06 (1200m)
Top Speed [km/h] (Section)	68.3 (Overall)
Race State	Finished



### Mackay QLD Professional

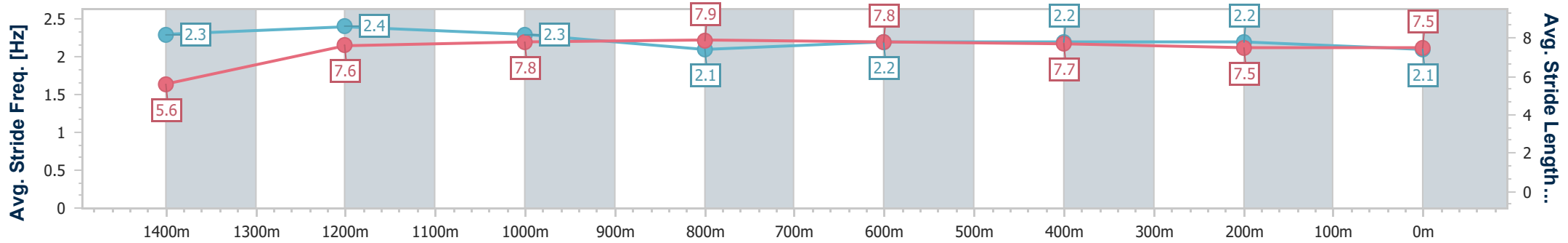
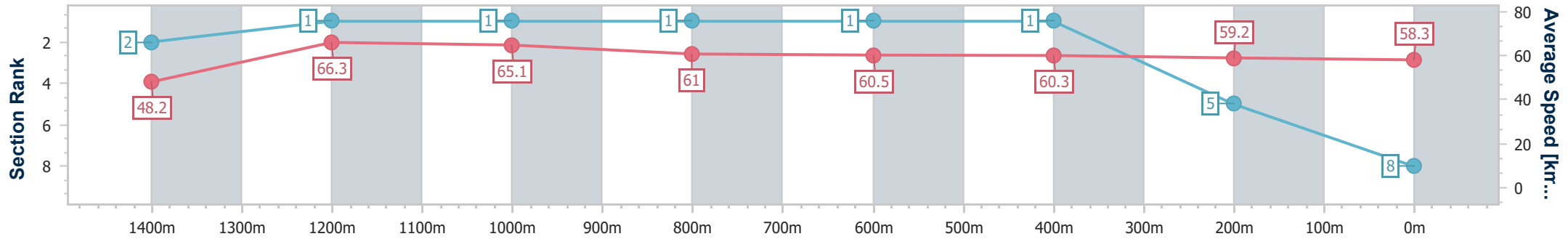
Race 2: Klien Tools OPEN Handicap - 1560m

28 September 2024 - 13:15

Track Rating: Good 4, Weather: Fine, Rail Position: +3m Entire



Section	Overall	1400m	1200m	1000m	800m	600m	400m	200m
Section Times	1:34.53 [8] (0:11.90)	1:22.63 [2] (0:11.09)	1:11.54 [1] (0:11.06)	1:00.48 [1] (0:11.90)	0:48.58 [1] (0:11.91)	0:36.67 [1] (0:11.96)	0:24.71 [1] (0:12.13)	0:12.58 [5] (0:12.58)
Average Speed [km/h]	48.2	66.3	65.1	61.0	60.5	60.3	59.2	58.3
Top Speed [km/h]	68.3	67.4	68.2	67.6	61.3	61.1	60.4	59.7
Avg. Dist. to Rail [m]	5.0	4.0	2.9	1.0	0.6	0.3	1.0	1.0
Avg. Stride Freq. [Hz]	2.3	2.4	2.3	2.1	2.2	2.2	2.2	2.1
Avg. Stride Length [m]	5.6	7.6	7.8	7.9	7.8	7.7	7.5	7.5



- [ ] Ranking at each section and finish
- .-.- No data available at this section
- NA No data available



# Mackay QLD Professional

## Race 3: Schneider Electric Maiden Plate - 1100m

28 September 2024 - 13:59



MACKAY TURF CLUB  
Ooralea Racecourse

Track Rating: Good 4, Weather: Fine, Rail Position: +3m Entire

Section													Last 600m	
Field Times		Overall	1000m	800m	600m	400m	200m						0:35.40	
		1:04.49 (0:08.30)	0:56.19 (0:10.39)	0:45.80 (0:10.40)	0:35.40 (0:11.01)	0:24.39 (0:11.79)	0:12.60 (0:12.60)							
Rank	TAB	Horse/Jockey	Barrier	Top Speed [km/h]	Fastest Section								Margin	Distance Travelled [m]
1	5	ANDIRON Jackson Murphy	4	70.7 1000m	0:08.51 Overall	1:04.49 [1] (0:08.51)	0:55.98 [5] (0:10.57)	0:45.41 [3] (0:10.47)	0:34.94 [3] (0:10.82)	0:24.12 [3] (0:11.52)	0:12.60 [1] (0:12.60)	1:04.49	0:34.94	
2	2	BIGCAT Ryan Wiggins	7	71.7 1000m	0:08.43 Overall	1:04.50 [2] (0:08.43)	0:56.07 [4] (0:10.36)	0:45.71 [2] (0:10.51)	0:35.20 [2] (0:10.94)	0:24.26 [2] (0:11.71)	0:12.55 [2] (0:12.55)	0.04L	0:35.20	+4
3	3	FRACTIONAL Brooke Johnson	6	68.9 1000m	0:08.38 Overall	1:05.08 [3] (0:08.38)	0:56.70 [2] (0:10.91)	0:45.79 [5] (0:10.99)	0:34.80 [5] (0:11.38)	0:23.42 [5] (0:11.41)	0:12.01 [5] (0:12.01)	3.47L	0:34.80	+12
4	11	KOITAKI SUNDAY Adrian Layt	5	69.5 1000m	0:08.72 Overall	1:05.30 [4] (0:08.72)	0:56.58 [8] (0:10.64)	0:45.94 [6] (0:10.75)	0:35.19 [4] (0:11.15)	0:24.04 [4] (0:11.57)	0:12.47 [4] (0:12.47)	4.76L	0:35.19	+8
5	9	OBLIGATED Chris Whiteley	2	70.3 1000m	0:08.30 Overall	1:05.66 [5] (0:08.30)	0:57.36 [1] (0:10.39)	0:46.97 [1] (0:10.40)	0:36.57 [1] (0:11.01)	0:25.56 [1] (0:12.09)	0:13.47 [3] (0:13.47)	6.84L	0:36.57	+4
6	1	ALFAVITA Justin Huxtable	8	68.1 1000m	0:08.58 Overall	1:05.78 [6] (0:08.58)	0:57.20 [6] (0:11.00)	0:46.20 [7] (0:11.03)	0:35.17 [7] (0:11.54)	0:23.63 [6] (0:11.73)	0:11.90 [6] (0:11.90)	7.56L	0:35.17	+10
7	8	NEPTUNE LEGEND Olivia Kendal	1	66.9 1000m	0:09.18 Overall	1:06.57 [7] (0:09.18)	0:57.39 [9] (0:11.03)	0:46.36 [9] (0:10.98)	0:35.38 [9] (0:11.35)	0:24.03 [9] (0:11.83)	0:12.20 [8] (0:12.20)	12.19L	0:35.38	+6
8	6	FAIRYBOWER FLYER Erin Molloy	10	67.2 800m	0:08.67 Overall	1:06.71 [8] (0:08.67)	0:58.04 [7] (0:11.17)	0:46.87 [8] (0:11.04)	0:35.83 [8] (0:11.35)	0:24.48 [7] (0:11.82)	0:12.66 [7] (0:12.66)	13.06L	0:35.83	+16
9	4	MARVIN ROCKET Ashley Butler	3	67.9 1000m	0:08.41 Overall	1:10.84 [9] (0:08.41)	1:02.43 [3] (0:10.86)	0:51.57 [4] (0:11.09)	0:40.48 [6] (0:12.07)	0:28.41 [8] (0:12.98)	0:15.43 [9] (0:15.43)	37.3L	0:40.48	+2

Scratched: Markerink (#7), Shekinah (#12), Stellar Legend (#10)

[ ] Ranking at each section and finish  
 -:-:- No data available at this section  
 NA No data available

SCN Saddle cloth number  
 DNF Did not finish  
 DNT Did not track



Horse/Jockey Name	Andiron
Final Rank	1
Fastest Section Time (Section)	0:08.51 (Overall)
Top Speed [km/h] (Section)	70.7 (1000m)
Race State	Finished



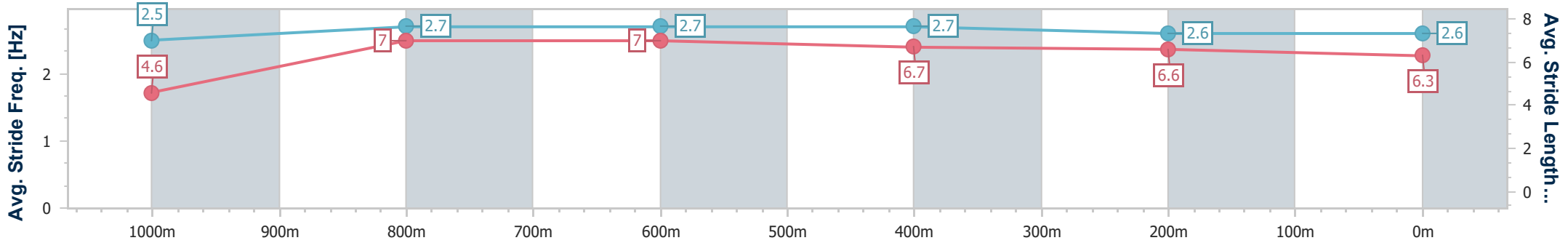
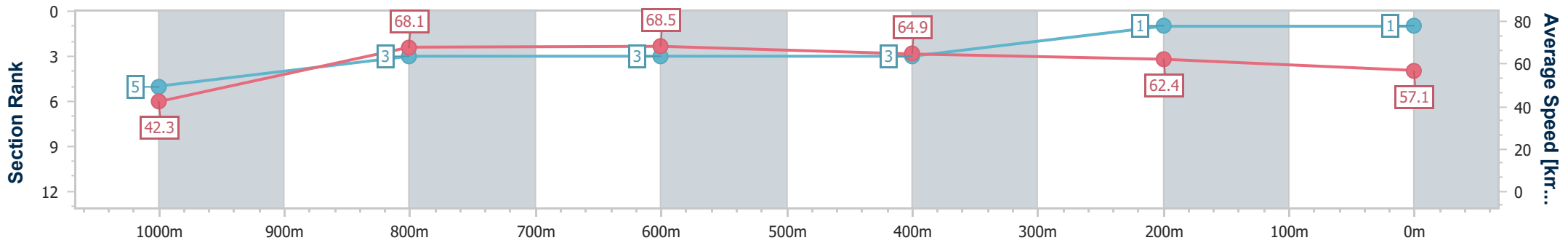
Mackay QLD Professional  
Race 3: Schneider Electric Maiden Plate - 1100m



28 September 2024 - 13:59

Track Rating: Good 4, Weather: Fine, Rail Position: +3m Entire

Section	Overall	1000m	800m	600m	400m	200m
Section Times	1:04.49 [1] (0:08.51)	0:55.98 [5] (0:10.57)	0:45.41 [3] (0:10.47)	0:34.94 [3] (0:10.82)	0:24.12 [3] (0:11.52)	0:12.60 [1] (0:12.60)
Average Speed [km/h]	42.3	68.1	68.5	64.9	62.4	57.1
Top Speed [km/h]	66.1	70.7	69.7	66.5	63.5	61.6
Avg. Dist. to Rail [m]	2.9	0.6	1.0	3.2	2.7	5.0
Avg. Stride Freq. [Hz]	2.5	2.7	2.7	2.7	2.6	2.6
Avg. Stride Length [m]	4.6	7.0	7.0	6.7	6.6	6.3



- [ ] Ranking at each section and finish
- .-.- No data available at this section
- NA No data available



Horse/Jockey Name	Bigcat
Final Rank	2
Fastest Section Time (Section)	0:08.43 (Overall)
Top Speed [km/h] (Section)	71.7 (1000m)
Race State	Finished



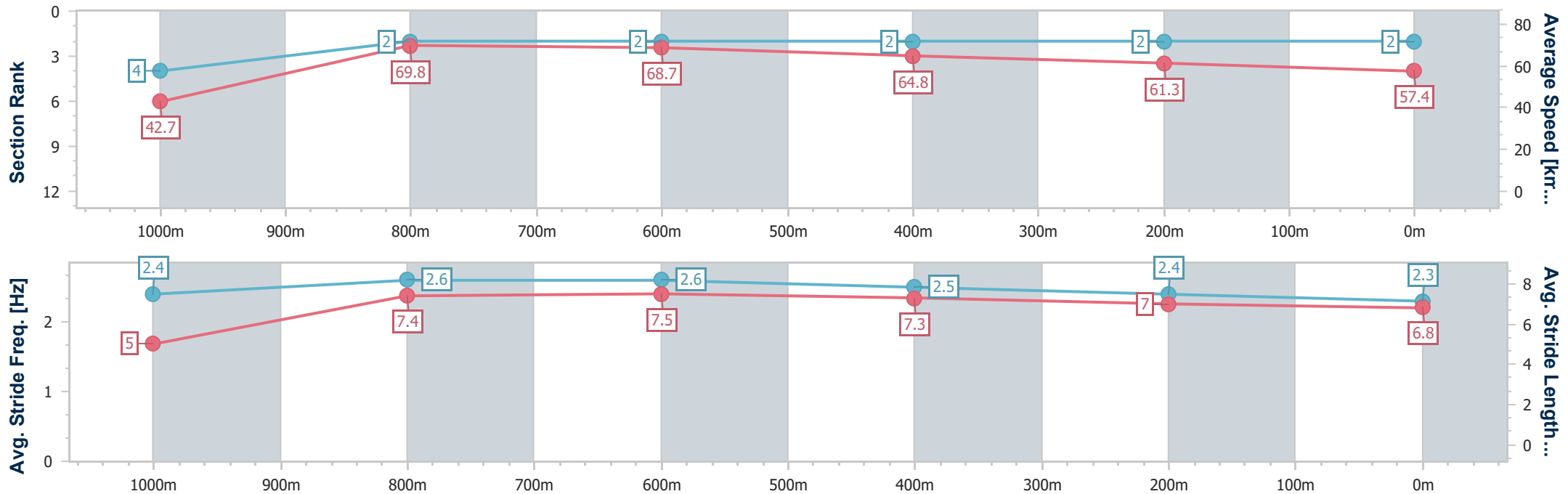
Mackay QLD Professional  
Race 3: Schneider Electric Maiden Plate - 1100m



28 September 2024 - 13:59

Track Rating: Good 4, Weather: Fine, Rail Position: +3m Entire

Section	Overall	1000m	800m	600m	400m	200m
Section Times	1:04.50 [2] (0:08.43)	0:56.07 [4] (0:10.36)	0:45.71 [2] (0:10.51)	0:35.20 [2] (0:10.94)	0:24.26 [2] (0:11.71)	0:12.55 [2] (0:12.55)
Average Speed [km/h]	42.7	69.8	68.7	64.8	61.3	57.4
Top Speed [km/h]	67.3	71.7	70.0	65.7	63.3	61.1
Avg. Dist. to Rail [m]	6.5	2.1	1.1	2.2	2.1	4.7
Avg. Stride Freq. [Hz]	2.4	2.6	2.6	2.5	2.4	2.3
Avg. Stride Length [m]	5.0	7.4	7.5	7.3	7.0	6.8



- [ ] Ranking at each section and finish
- .-.- No data available at this section
- NA No data available



Horse/Jockey Name	Fractional
Final Rank	3
Fastest Section Time (Section)	0:08.38 (Overall)
Top Speed [km/h] (Section)	68.9 (1000m)
Race State	Finished



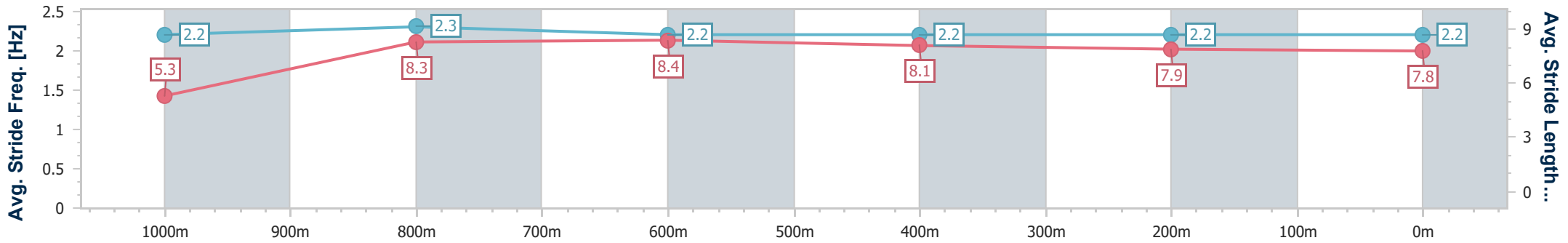
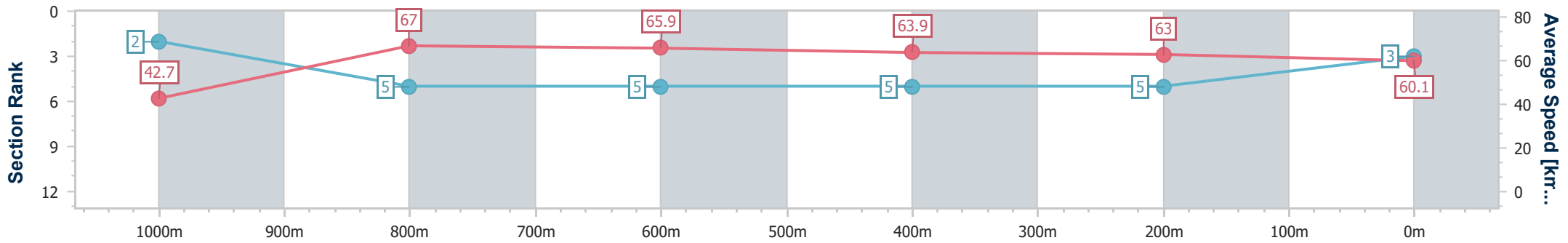
Mackay QLD Professional  
Race 3: Schneider Electric Maiden Plate - 1100m



28 September 2024 - 13:59

Track Rating: Good 4, Weather: Fine, Rail Position: +3m Entire

Section	Overall	1000m	800m	600m	400m	200m
Section Times	1:05.08 [3] (0:08.38)	0:56.70 [2] (0:10.91)	0:45.79 [5] (0:10.99)	0:34.80 [5] (0:11.38)	0:23.42 [5] (0:11.41)	0:12.01 [5] (0:12.01)
Average Speed [km/h]	42.7	67.0	65.9	63.9	63.0	60.1
Top Speed [km/h]	67.8	68.9	68.1	65.2	63.8	62.9
Avg. Dist. to Rail [m]	6.1	2.5	2.4	1.2	0.7	2.3
Avg. Stride Freq. [Hz]	2.2	2.3	2.2	2.2	2.2	2.2
Avg. Stride Length [m]	5.3	8.3	8.4	8.1	7.9	7.8



- [ ] Ranking at each section and finish
- .-.- No data available at this section
- NA No data available



Horse/Jockey Name	Koitaki Sunday
Final Rank	4
Fastest Section Time (Section)	0:08.72 (Overall)
Top Speed [km/h] (Section)	69.5 (1000m)
Race State	Finished



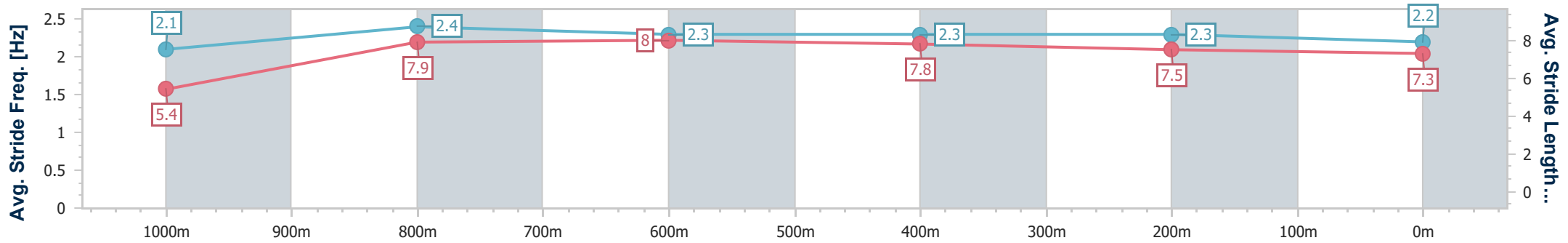
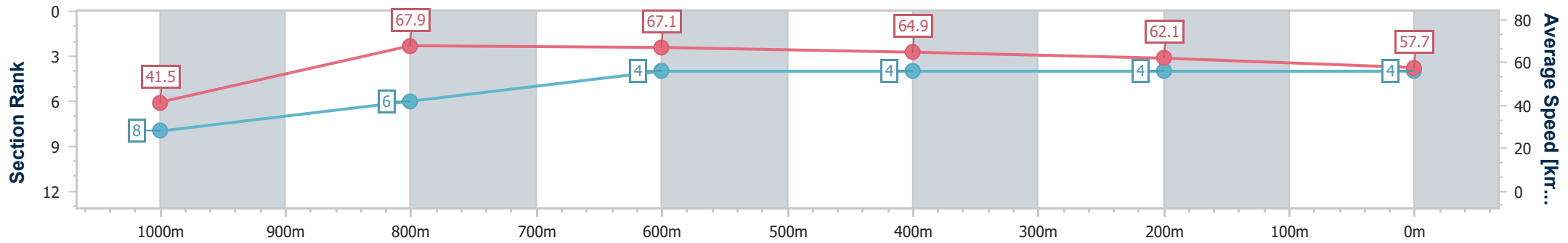
Mackay QLD Professional  
Race 3: Schneider Electric Maiden Plate - 1100m



28 September 2024 - 13:59

Track Rating: Good 4, Weather: Fine, Rail Position: +3m Entire

Section	Overall	1000m	800m	600m	400m	200m
Section Times	1:05.30 [4] (0:08.72)	0:56.58 [8] (0:10.64)	0:45.94 [6] (0:10.75)	0:35.19 [4] (0:11.15)	0:24.04 [4] (0:11.57)	0:12.47 [4]
Average Speed [km/h]	41.5	67.9	67.1	64.9	62.1	57.7
Top Speed [km/h]	64.5	69.5	68.7	65.9	63.7	61.1
Avg. Dist. to Rail [m]	4.8	1.3	1.6	0.5	2.3	4.5
Avg. Stride Freq. [Hz]	2.1	2.4	2.3	2.3	2.3	2.2
Avg. Stride Length [m]	5.4	7.9	8.0	7.8	7.5	7.3



- [ ] Ranking at each section and finish
- .-.- No data available at this section
- NA No data available



Horse/Jockey Name	Obligated
Final Rank	5
Fastest Section Time (Section)	0:08.30 (Overall)
Top Speed [km/h] (Section)	70.3 (1000m)
Race State	Finished



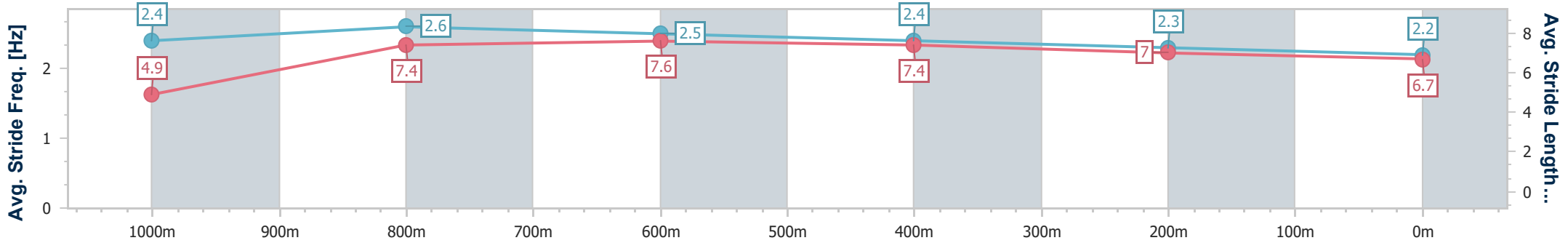
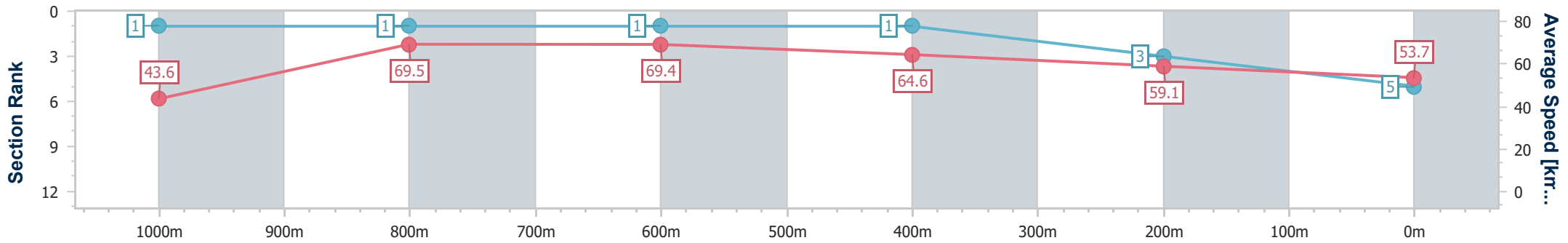
Mackay QLD Professional  
Race 3: Schneider Electric Maiden Plate - 1100m



28 September 2024 - 13:59

Track Rating: Good 4, Weather: Fine, Rail Position: +3m Entire

Section	Overall	1000m	800m	600m	400m	200m
Section Times	1:05.66 [5] (0:08.30)	0:57.36 [1] (0:10.39)	0:46.97 [1] (0:10.40)	0:36.57 [1] (0:11.01)	0:25.56 [1] (0:12.09)	0:13.47 [3] (0:13.47)
Average Speed [km/h]	43.6	69.5	69.4	64.6	59.1	53.7
Top Speed [km/h]	67.6	70.3	70.2	66.0	62.4	57.7
Avg. Dist. to Rail [m]	2.2	1.3	1.0	2.0	1.4	1.8
Avg. Stride Freq. [Hz]	2.4	2.6	2.5	2.4	2.3	2.2
Avg. Stride Length [m]	4.9	7.4	7.6	7.4	7.0	6.7



- [ ] Ranking at each section and finish
- .-.- No data available at this section
- NA No data available





Horse/Jockey Name	Alfavita
Final Rank	6
Fastest Section Time (Section)	0:08.58 (Overall)
Top Speed [km/h] (Section)	68.1 (1000m)
Race State	Finished



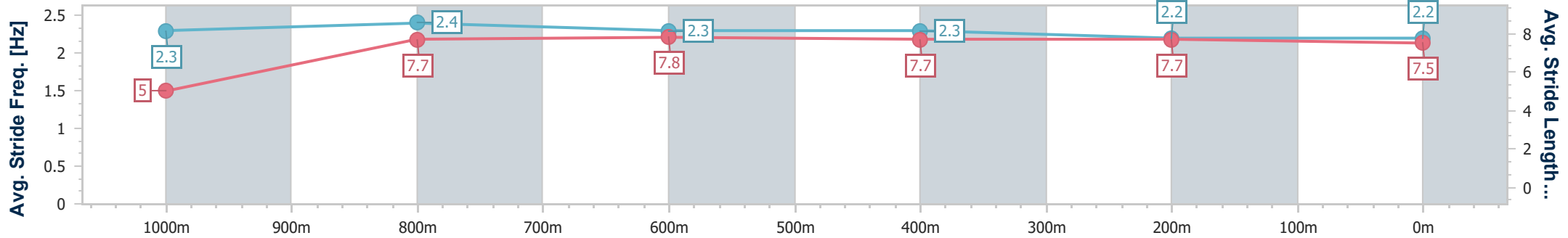
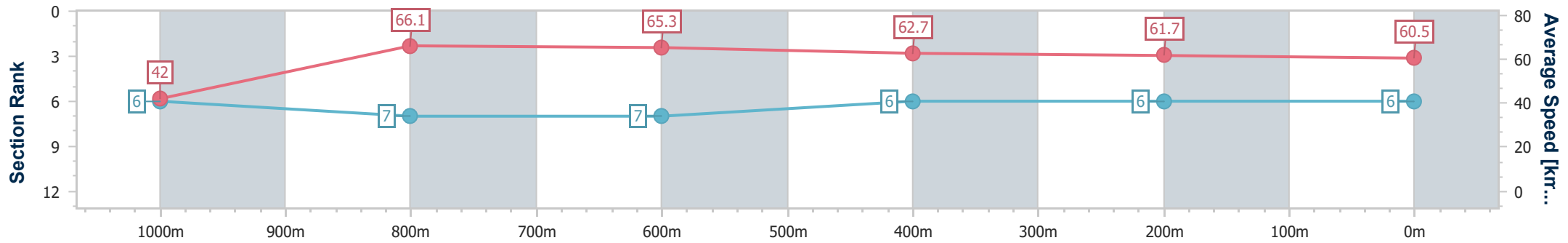
Mackay QLD Professional  
Race 3: Schneider Electric Maiden Plate - 1100m



28 September 2024 - 13:59

Track Rating: Good 4, Weather: Fine, Rail Position: +3m Entire

Section	Overall	1000m	800m	600m	400m	200m
Section Times	1:05.78 [6] (0:08.58)	0:57.20 [6] (0:11.00)	0:46.20 [7] (0:11.03)	0:35.17 [7] (0:11.54)	0:23.63 [6] (0:11.73)	0:11.90 [6] (0:11.90)
Average Speed [km/h]	42.0	66.1	65.3	62.7	61.7	60.5
Top Speed [km/h]	63.8	68.1	67.7	64.4	62.4	62.2
Avg. Dist. to Rail [m]	7.5	2.5	1.1	1.4	2.8	2.7
Avg. Stride Freq. [Hz]	2.3	2.4	2.3	2.3	2.2	2.2
Avg. Stride Length [m]	5.0	7.7	7.8	7.7	7.7	7.5



- [ ] Ranking at each section and finish
- .-.- No data available at this section
- NA No data available



Horse/Jockey Name	Neptune Legend
Final Rank	7
Fastest Section Time (Section)	0:09.18 (Overall)
Top Speed [km/h] (Section)	66.9 (1000m)
Race State	Finished



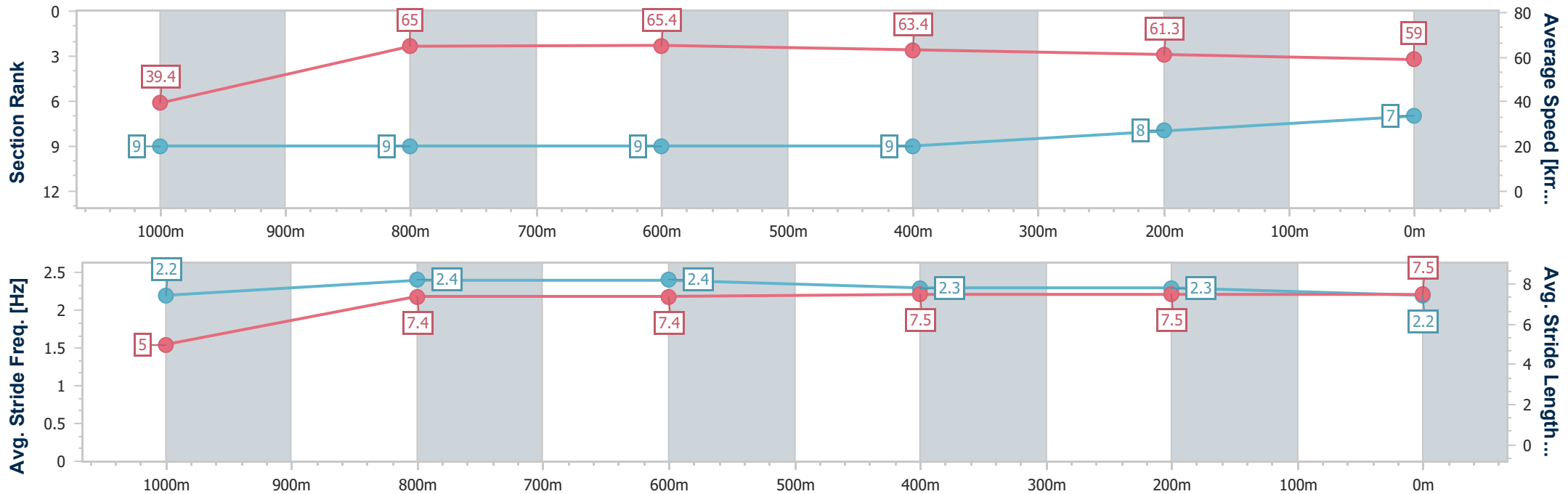
Mackay QLD Professional  
Race 3: Schneider Electric Maiden Plate - 1100m



28 September 2024 - 13:59

Track Rating: Good 4, Weather: Fine, Rail Position: +3m Entire

Section	Overall	1000m	800m	600m	400m	200m
Section Times	1:06.57 [7] (0:09.18)	0:57.39 [9] (0:11.03)	0:46.36 [9] (0:10.98)	0:35.38 [9] (0:11.35)	0:24.03 [9] (0:11.83)	0:12.20 [8] (0:12.20)
Average Speed [km/h]	39.4	65.0	65.4	63.4	61.3	59.0
Top Speed [km/h]	60.5	66.9	66.6	64.6	62.2	60.9
Avg. Dist. to Rail [m]	1.5	0.4	0.6	0.8	3.1	1.4
Avg. Stride Freq. [Hz]	2.2	2.4	2.4	2.3	2.3	2.2
Avg. Stride Length [m]	5.0	7.4	7.4	7.5	7.5	7.5



- [ ] Ranking at each section and finish
- .-.- No data available at this section
- NA No data available



Horse/Jockey Name	Fairybower Flyer
Final Rank	8
Fastest Section Time (Section)	0:08.67 (Overall)
Top Speed [km/h] (Section)	67.2 (800m)
Race State	Finished



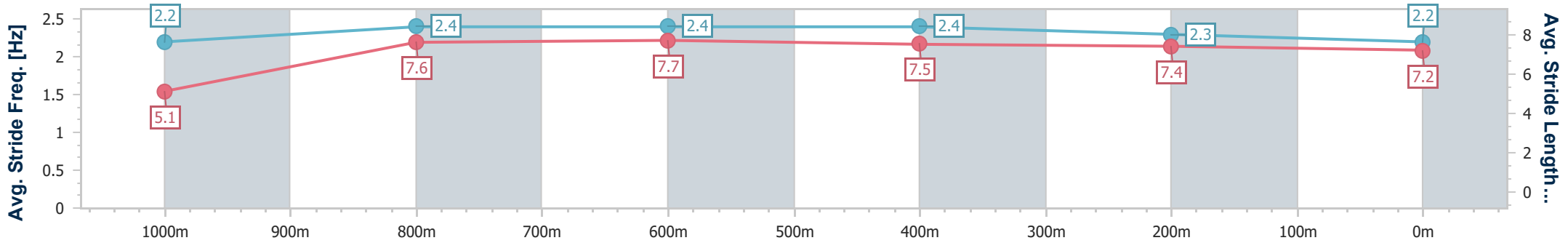
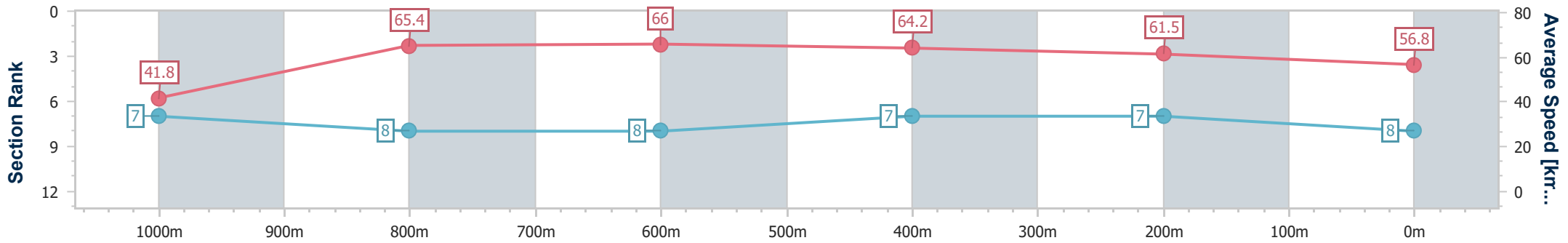
Mackay QLD Professional  
Race 3: Schneider Electric Maiden Plate - 1100m



28 September 2024 - 13:59

Track Rating: Good 4, Weather: Fine, Rail Position: +3m Entire

Section	Overall	1000m	800m	600m	400m	200m
Section Times	1:06.71 [8] (0:08.67)	0:58.04 [7] (0:11.17)	0:46.87 [8] (0:11.04)	0:35.83 [8] (0:11.35)	0:24.48 [7] (0:11.82)	0:12.66 [7] (0:12.66)
Average Speed [km/h]	41.8	65.4	66.0	64.2	61.5	56.8
Top Speed [km/h]	63.8	66.6	67.2	66.3	63.6	60.4
Avg. Dist. to Rail [m]	8.6	4.3	4.4	2.1	4.5	4.6
Avg. Stride Freq. [Hz]	2.2	2.4	2.4	2.4	2.3	2.2
Avg. Stride Length [m]	5.1	7.6	7.7	7.5	7.4	7.2



- [ ] Ranking at each section and finish
- .-.- No data available at this section
- NA No data available



Horse/Jockey Name	Marvin Rocket
Final Rank	9
Fastest Section Time (Section)	0:08.41 (Overall)
Top Speed [km/h] (Section)	67.9 (1000m)
Race State	Finished



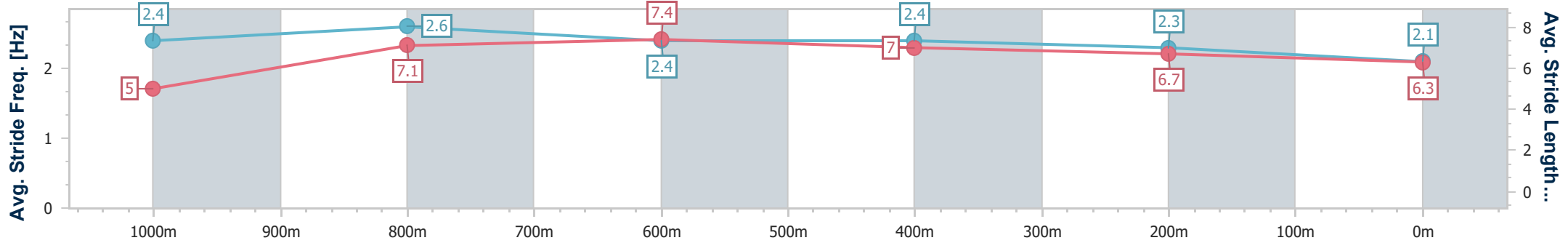
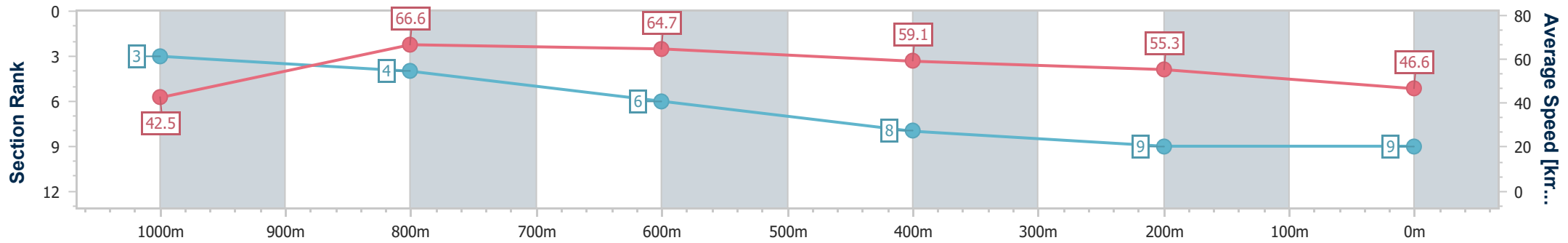
Mackay QLD Professional  
Race 3: Schneider Electric Maiden Plate - 1100m



28 September 2024 - 13:59

Track Rating: Good 4, Weather: Fine, Rail Position: +3m Entire

Section	Overall	1000m	800m	600m	400m	200m
Section Times	1:10.84 [9] (0:08.41)	1:02.43 [3] (0:10.86)	0:51.57 [4] (0:11.09)	0:40.48 [6] (0:12.07)	0:28.41 [8] (0:12.98)	0:15.43 [9] (0:15.43)
Average Speed [km/h]	42.5	66.6	64.7	59.1	55.3	46.6
Top Speed [km/h]	65.6	67.9	66.2	62.8	57.0	52.8
Avg. Dist. to Rail [m]	2.4	0.7	0.5	1.4	1.5	1.9
Avg. Stride Freq. [Hz]	2.4	2.6	2.4	2.4	2.3	2.1
Avg. Stride Length [m]	5.0	7.1	7.4	7.0	6.7	6.3



- [ ] Ranking at each section and finish
- .-.- No data available at this section
- NA No data available



# Mackay QLD Professional

## Race 4: Apec Cables BENCHMARK 60 Handicap - 1100m

28 September 2024 - 14:35



MACKAY TURF CLUB  
Ooralea Racecourse

Track Rating: Good 4, Weather: Fine, Rail Position: +3m Entire

Section													Last 600m					
Field Times		Overall	1000m	800m	600m	400m	200m						0:33.97					
		1:04.06 (0:08.27)	0:55.79 (0:10.86)	0:44.93 (0:10.96)	0:33.97 (0:11.07)	0:22.90 (0:11.05)	0:11.85 (0:11.85)											
Rank	TAB	Horse/Jockey	Barrier	Top Speed [km/h]	Fastest Section												Margin	Distance Travelled [m]
1	6	HUMOUR ME Ryan Wiggins	6	67.8 1000m	0:08.32 Overall	1:04.06 [1] (0:08.32)	0:55.74 [2] (0:10.91)	0:44.83 [3] (0:10.96)	0:33.87 [3] (0:10.99)	0:22.88 [2] (0:11.03)	0:11.85 [1] (0:11.85)	1:04.06	0:33.87					
2	10	LAMENTUM Olivia Kendal	8	67.9 800m	0:08.34 Overall	1:04.38 [2] (0:08.34)	0:56.04 [3] (0:11.19)	0:44.85 [5] (0:10.93)	0:33.92 [5] (0:10.92)	0:23.00 [4] (0:11.04)	0:11.96 [4] (0:11.96)	1.87L	0:33.92	-2				
3	4	SUPER FAST Carl Spry	2	67.7 800m	0:08.55 Overall	1:04.53 [3] (0:08.55)	0:55.98 [5] (0:10.94)	0:45.04 [4] (0:10.92)	0:34.12 [4] (0:11.06)	0:23.06 [5] (0:10.94)	0:12.12 [3] (0:12.12)	2.75L	0:34.12	+2				
4	7	TERMINUS Justin Huxtable	11	68.8 1000m	0:08.45 Overall	1:04.59 [4] (0:08.45)	0:56.14 [4] (0:10.68)	0:45.46 [1] (0:10.98)	0:34.48 [2] (0:11.05)	0:23.43 [1] (0:11.15)	0:12.28 [2] (0:12.28)	3.09L	0:34.48	-3				
5	5	FLYING SHAMUS Jackson Murphy	4	66.6 1000m	0:08.27 Overall	1:04.85 [5] (0:08.27)	0:56.58 [1] (0:10.87)	0:45.71 [2] (0:10.95)	0:34.76 [1] (0:11.28)	0:23.48 [3] (0:11.23)	0:12.25 [5] (0:12.25)	4.65L	0:34.76	-5				
6	11	TSUNAMI FORCE Erin Molloy	10	67.6 800m	0:08.61 Overall	1:04.91 [6] (0:08.61)	0:56.30 [6] (0:11.06)	0:45.24 [6] (0:10.80)	0:34.44 [6] (0:11.15)	0:23.29 [6] (0:11.35)	0:11.94 [6] (0:11.94)	5L	0:34.44	+5				
7	3	RELEASE LE MISSILE Ashley Butler	3	67.3 800m	0:08.98 Overall	1:05.13 [7] (0:08.98)	0:56.15 [9] (0:10.98)	0:45.17 [8] (0:10.82)	0:34.35 [7] (0:11.19)	0:23.16 [7] (0:11.33)	0:11.83 [7] (0:11.83)	6.32L	0:34.35	-2				
8	12	SHEEZALITTLETORQUE Leah Martyn	9	66.6 1000m	0:08.94 Overall	1:05.82 [8] (0:08.94)	0:56.88 [8] (0:11.17)	0:45.71 [9] (0:11.20)	0:34.51 [9] (0:11.19)	0:23.32 [9] (0:11.21)	0:12.11 [9] (0:12.11)	10.34L	0:34.51	-3				
9	8	ACOUSTIX Adam Sewell	1	66.7 1000m	0:08.71 Overall	1:06.21 [9] (0:08.71)	0:57.50 [7] (0:11.09)	0:46.41 [7] (0:11.06)	0:35.35 [8] (0:11.33)	0:24.02 [8] (0:11.38)	0:12.64 [8] (0:12.64)	12.65L	0:35.35	-2				

Scratched: Early Fusion (#1), Toto (#2), Lenny Rocket (#9)

[ ] Ranking at each section and finish  
-:--:-- No data available at this section  
NA No data available

SCN Saddle cloth number  
DNF Did not finish  
DNT Did not track



Horse/Jockey Name	Humour Me
Final Rank	1
Fastest Section Time (Section)	0:08.32 (Overall)
Top Speed [km/h] (Section)	67.8 (1000m)
Race State	Finished



### Mackay QLD Professional

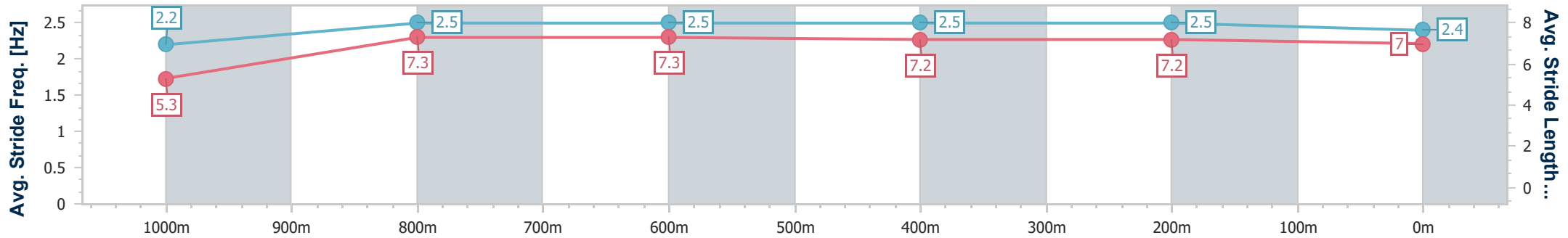
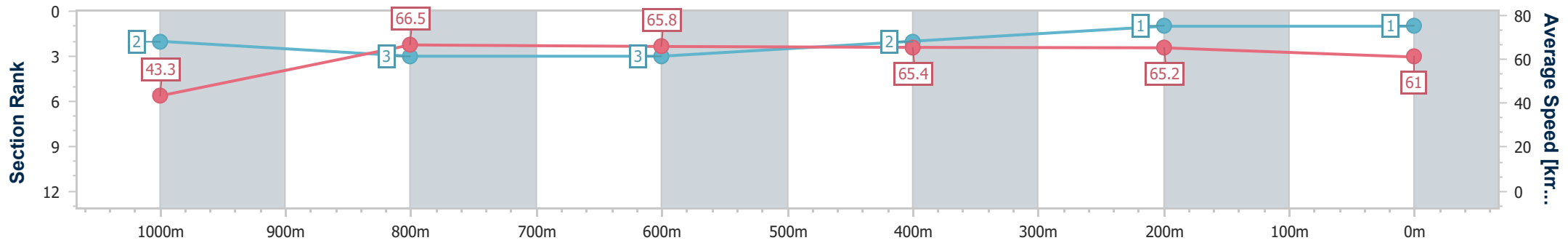
Race 4: Apec Cables BENCHMARK 60 Handicap - 1100m

28 September 2024 - 14:35

Track Rating: Good 4, Weather: Fine, Rail Position: +3m Entire



Section	Overall	1000m	800m	600m	400m	200m
Section Times	1:04.06 [1] (0:08.32)	0:55.74 [2] (0:10.91)	0:44.83 [3] (0:10.96)	0:33.87 [3] (0:10.99)	0:22.88 [2] (0:11.03)	0:11.85 [1] (0:11.85)
Average Speed [km/h]	43.3	66.5	65.8	65.4	65.2	61.0
Top Speed [km/h]	64.3	67.8	67.0	66.7	66.3	64.2
Avg. Dist. to Rail [m]	5.3	2.0	1.7	0.8	0.9	1.7
Avg. Stride Freq. [Hz]	2.2	2.5	2.5	2.5	2.5	2.4
Avg. Stride Length [m]	5.3	7.3	7.3	7.2	7.2	7.0



- [ ] Ranking at each section and finish
- .-.- No data available at this section
- NA No data available



Horse/Jockey Name	Lamentum
Final Rank	2
Fastest Section Time (Section)	0:08.34 (Overall)
Top Speed [km/h] (Section)	67.9 (800m)
Race State	Finished



### Mackay QLD Professional

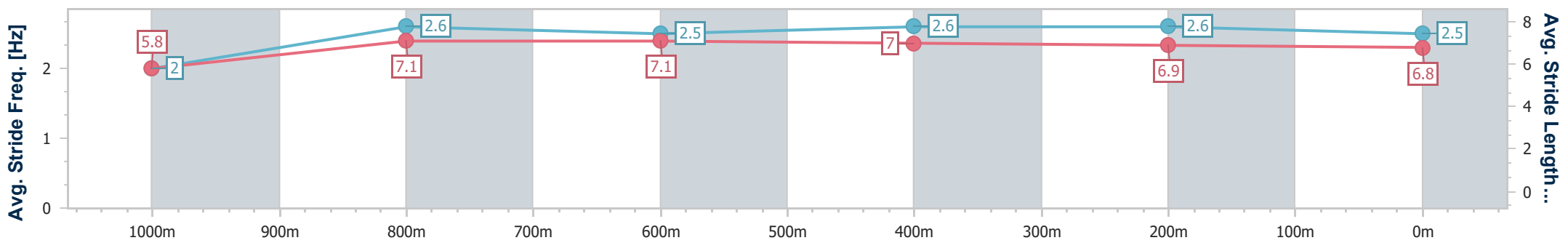
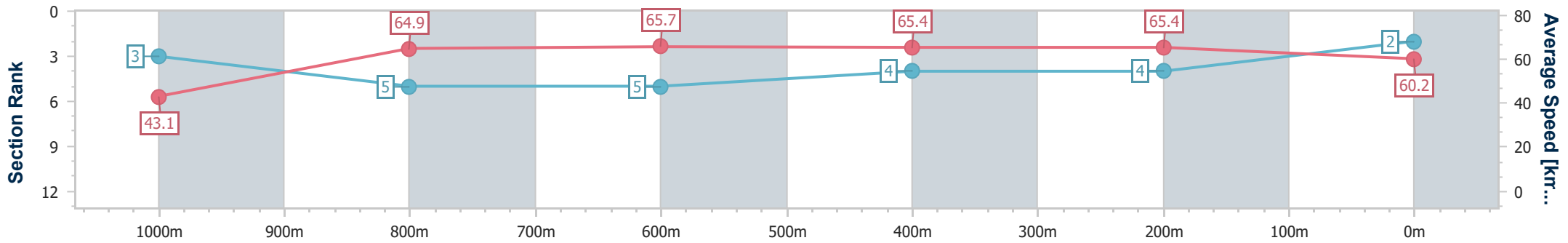
Race 4: Apec Cables BENCHMARK 60 Handicap - 1100m

28 September 2024 - 14:35

Track Rating: Good 4, Weather: Fine, Rail Position: +3m Entire



Section	Overall	1000m	800m	600m	400m	200m
Section Times	1:04.38 [2] (0:08.34)	0:56.04 [3] (0:11.19)	0:44.85 [5] (0:10.93)	0:33.92 [5] (0:10.92)	0:23.00 [4] (0:11.04)	0:11.96 [4]
Average Speed [km/h]	43.1	64.9	65.7	65.4	65.4	60.2
Top Speed [km/h]	64.6	66.5	67.9	66.7	66.0	64.2
Avg. Dist. to Rail [m]	5.4	2.2	0.6	0.7	2.1	3.4
Avg. Stride Freq. [Hz]	2.0	2.6	2.5	2.6	2.6	2.5
Avg. Stride Length [m]	5.8	7.1	7.1	7.0	6.9	6.8



- [ ] Ranking at each section and finish
- .-.- No data available at this section
- NA No data available



Horse/Jockey Name	Super Fast
Final Rank	3
Fastest Section Time (Section)	0:08.55 (Overall)
Top Speed [km/h] (Section)	67.7 (800m)
Race State	Finished



### Mackay QLD Professional

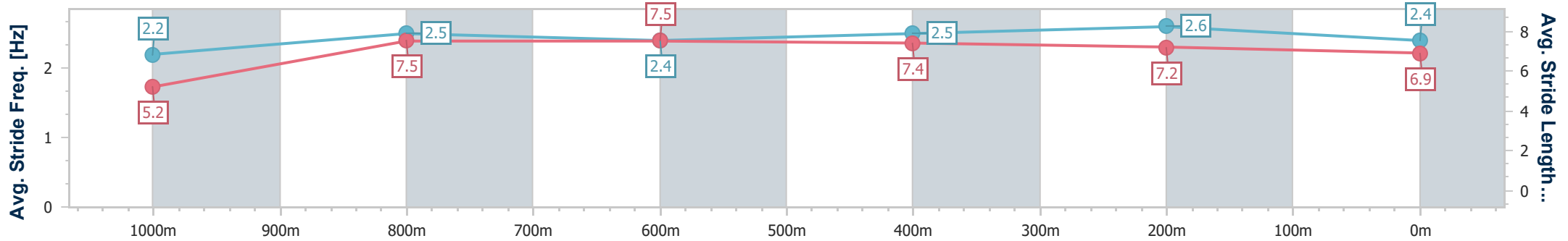
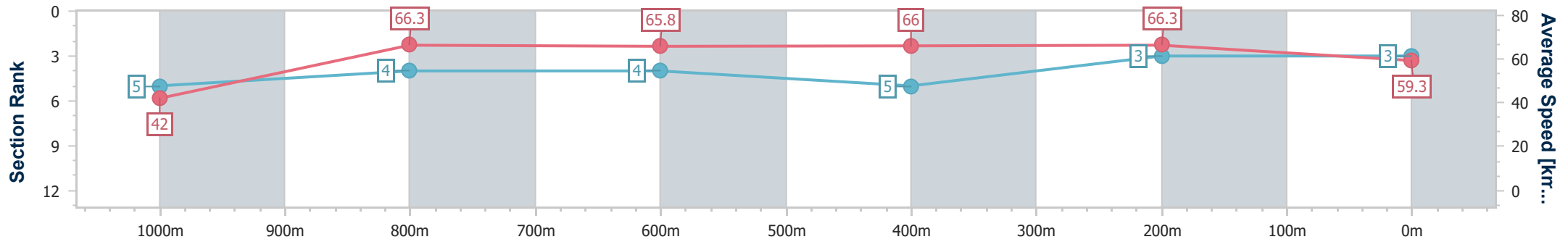
Race 4: Apec Cables BENCHMARK 60 Handicap - 1100m

28 September 2024 - 14:35

Track Rating: Good 4, Weather: Fine, Rail Position: +3m Entire



Section	Overall	1000m	800m	600m	400m	200m
Section Times	1:04.53 [3] (0:08.55)	0:55.98 [5] (0:10.94)	0:45.04 [4] (0:10.92)	0:34.12 [4] (0:11.06)	0:23.06 [5] (0:10.94)	0:12.12 [3] (0:12.12)
Average Speed [km/h]	42.0	66.3	65.8	66.0	66.3	59.3
Top Speed [km/h]	62.6	67.0	67.7	67.5	66.8	65.2
Avg. Dist. to Rail [m]	2.1	1.2	0.4	1.8	3.4	3.3
Avg. Stride Freq. [Hz]	2.2	2.5	2.4	2.5	2.6	2.4
Avg. Stride Length [m]	5.2	7.5	7.5	7.4	7.2	6.9



- [ ] Ranking at each section and finish
- .-.- No data available at this section
- NA No data available





Horse/Jockey Name	Terminus
Final Rank	4
Fastest Section Time (Section)	0:08.45 (Overall)
Top Speed [km/h] (Section)	68.8 (1000m)
Race State	Finished



### Mackay QLD Professional

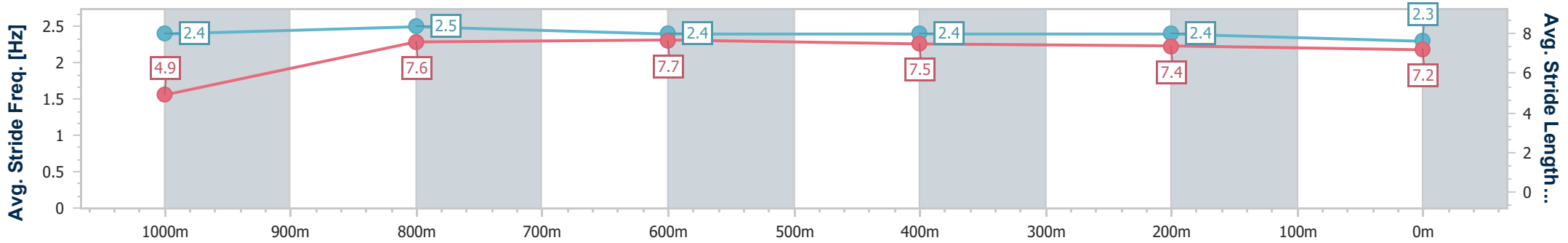
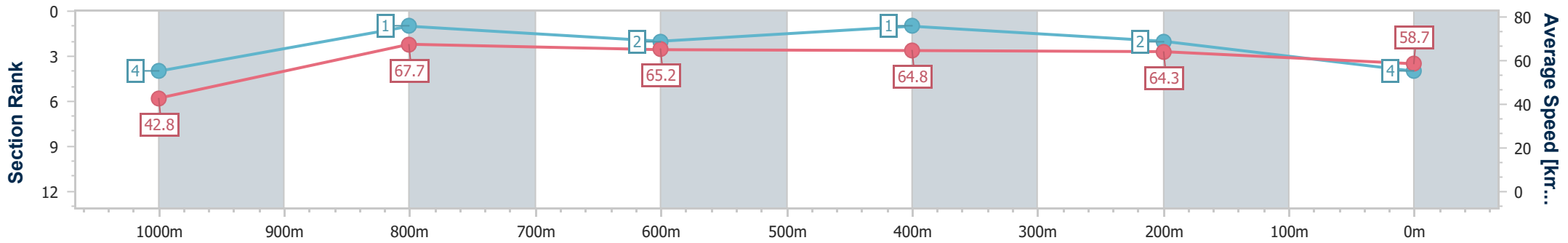
Race 4: Apec Cables BENCHMARK 60 Handicap - 1100m

28 September 2024 - 14:35

Track Rating: Good 4, Weather: Fine, Rail Position: +3m Entire



Section	Overall	1000m	800m	600m	400m	200m
Section Times	1:04.59 [4] (0:08.45)	0:56.14 [4] (0:10.68)	0:45.46 [1] (0:10.98)	0:34.48 [2] (0:11.05)	0:23.43 [1] (0:11.15)	0:12.28 [2] (0:12.28)
Average Speed [km/h]	42.8	67.7	65.2	64.8	64.3	58.7
Top Speed [km/h]	67.5	68.8	66.7	66.3	66.3	62.9
Avg. Dist. to Rail [m]	8.1	1.6	0.7	0.9	1.0	0.6
Avg. Stride Freq. [Hz]	2.4	2.5	2.4	2.4	2.4	2.3
Avg. Stride Length [m]	4.9	7.6	7.7	7.5	7.4	7.2



- [ ] Ranking at each section and finish
- .-.- No data available at this section
- NA No data available



Horse/Jockey Name	Flying Shamus
Final Rank	5
Fastest Section Time (Section)	0:08.27 (Overall)
Top Speed [km/h] (Section)	66.6 (1000m)
Race State	Finished



### Mackay QLD Professional

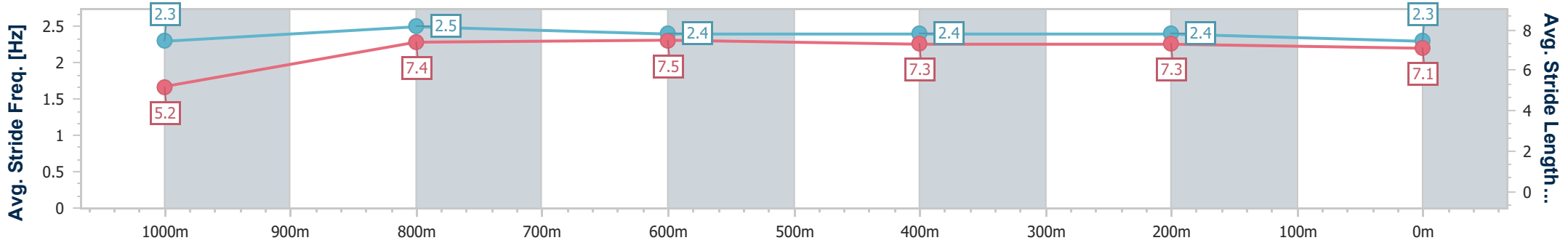
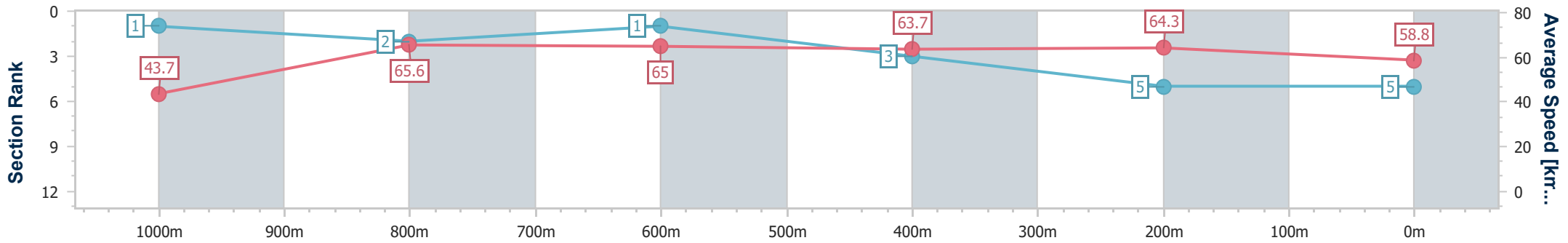
Race 4: Apec Cables BENCHMARK 60 Handicap - 1100m

28 September 2024 - 14:35

Track Rating: Good 4, Weather: Fine, Rail Position: +3m Entire



Section	Overall	1000m	800m	600m	400m	200m
Section Times	1:04.85 [5] (0:08.27)	0:56.58 [1] (0:10.87)	0:45.71 [2] (0:10.95)	0:34.76 [1] (0:11.28)	0:23.48 [3] (0:11.23)	0:12.25 [5] (0:12.25)
Average Speed [km/h]	43.7	65.6	65.0	63.7	64.3	58.8
Top Speed [km/h]	63.2	66.6	66.2	65.0	65.7	63.0
Avg. Dist. to Rail [m]	1.3	1.9	2.8	0.8	0.7	2.1
Avg. Stride Freq. [Hz]	2.3	2.5	2.4	2.4	2.4	2.3
Avg. Stride Length [m]	5.2	7.4	7.5	7.3	7.3	7.1



- [ ] Ranking at each section and finish
- .-.- No data available at this section
- NA No data available



Horse/Jockey Name	Tsunami Force
Final Rank	6
Fastest Section Time (Section)	0:08.61 (Overall)
Top Speed [km/h] (Section)	67.6 (800m)
Race State	Finished



### Mackay QLD Professional

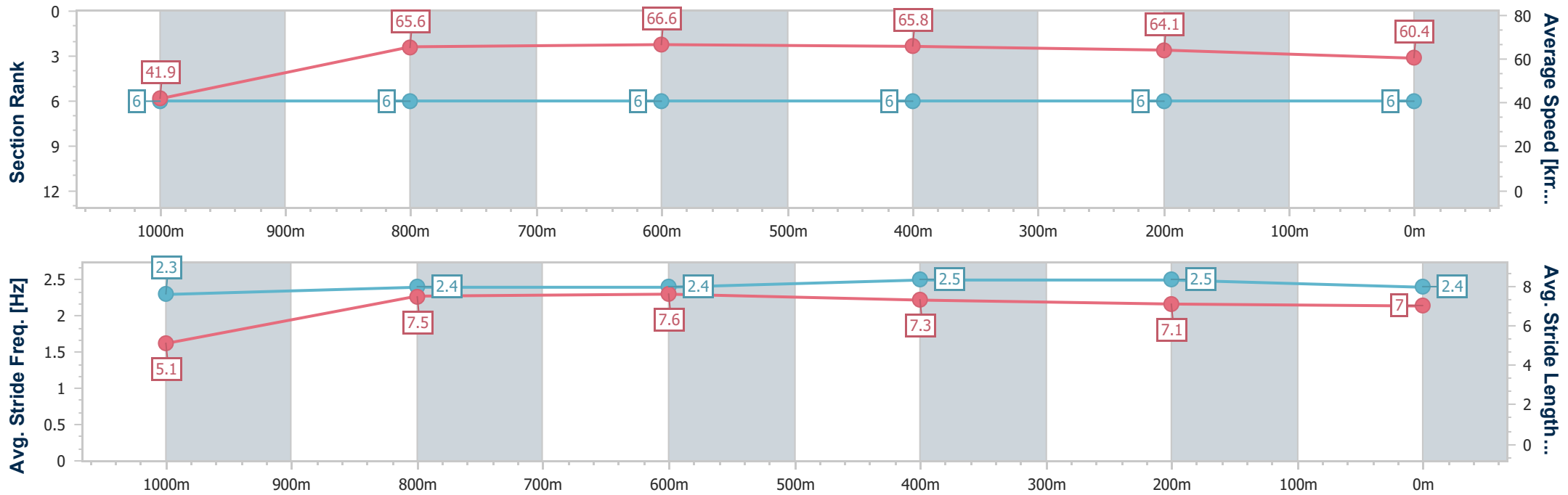
Race 4: Apec Cables BENCHMARK 60 Handicap - 1100m

28 September 2024 - 14:35

Track Rating: Good 4, Weather: Fine, Rail Position: +3m Entire



Section	Overall	1000m	800m	600m	400m	200m
Section Times	1:04.91 [6] (0:08.61)	0:56.30 [6] (0:11.06)	0:45.24 [6] (0:10.80)	0:34.44 [6] (0:11.15)	0:23.29 [6] (0:11.35)	0:11.94 [6] (0:11.94)
Average Speed [km/h]	41.9	65.6	66.6	65.8	64.1	60.4
Top Speed [km/h]	62.5	66.7	67.6	66.6	65.0	64.0
Avg. Dist. to Rail [m]	7.0	1.7	0.5	2.9	5.6	5.3
Avg. Stride Freq. [Hz]	2.3	2.4	2.4	2.5	2.5	2.4
Avg. Stride Length [m]	5.1	7.5	7.6	7.3	7.1	7.0



- [ ] Ranking at each section and finish
- .-.- No data available at this section
- NA No data available



Horse/Jockey Name	Release Le Missile
Final Rank	7
Fastest Section Time (Section)	0:08.98 (Overall)
Top Speed [km/h] (Section)	67.3 (800m)
Race State	Finished



### Mackay QLD Professional

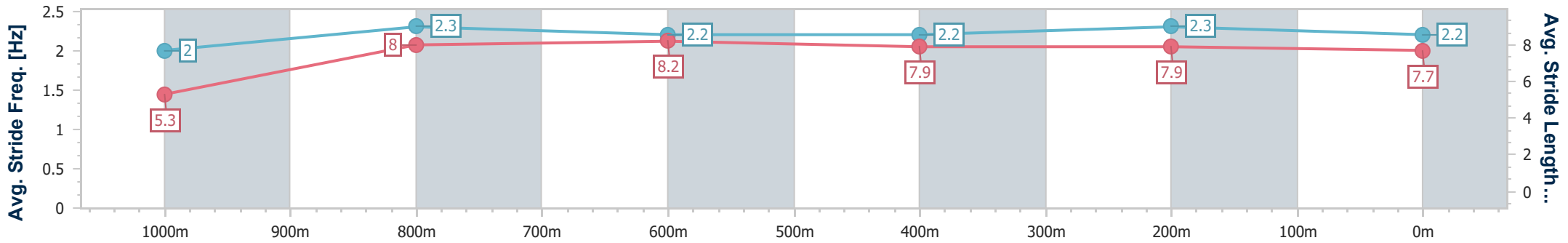
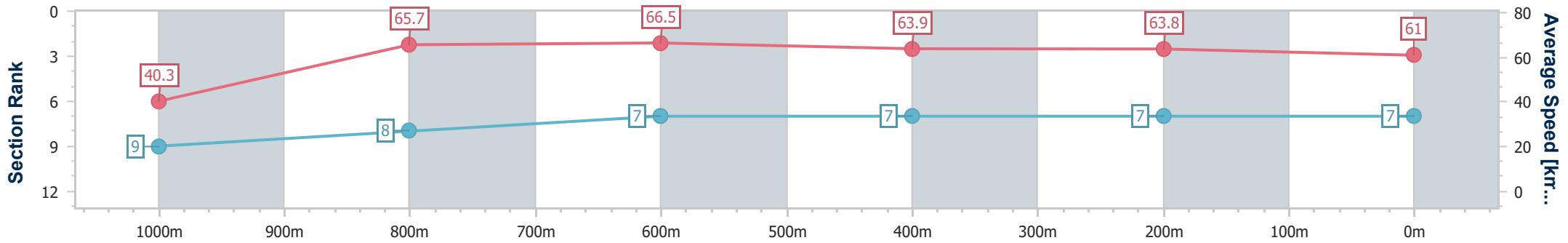
Race 4: Apec Cables BENCHMARK 60 Handicap - 1100m

28 September 2024 - 14:35

Track Rating: Good 4, Weather: Fine, Rail Position: +3m Entire



Section	Overall	1000m	800m	600m	400m	200m
Section Times	1:05.13 [7] (0:08.98)	0:56.15 [9] (0:10.98)	0:45.17 [8] (0:10.82)	0:34.35 [7] (0:11.19)	0:23.16 [7] (0:11.33)	0:11.83 [7] (0:11.83)
Average Speed [km/h]	40.3	65.7	66.5	63.9	63.8	61.0
Top Speed [km/h]	62.6	67.0	67.3	65.5	64.7	63.9
Avg. Dist. to Rail [m]	2.4	1.1	0.5	0.6	2.2	3.4
Avg. Stride Freq. [Hz]	2.0	2.3	2.2	2.2	2.3	2.2
Avg. Stride Length [m]	5.3	8.0	8.2	7.9	7.9	7.7



- [ ] Ranking at each section and finish
- .-.- No data available at this section
- NA No data available



Horse/Jockey Name	Sheezalittletorque
Final Rank	8
Fastest Section Time (Section)	0:08.94 (Overall)
Top Speed [km/h] (Section)	66.6 (1000m)
Race State	Finished



### Mackay QLD Professional

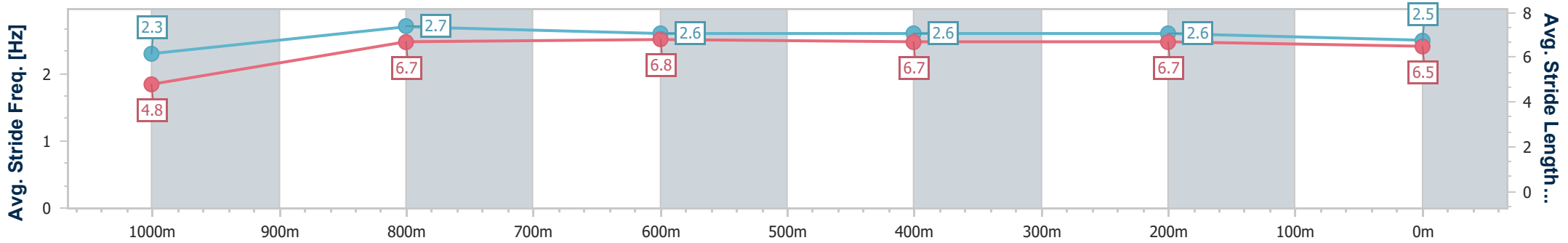
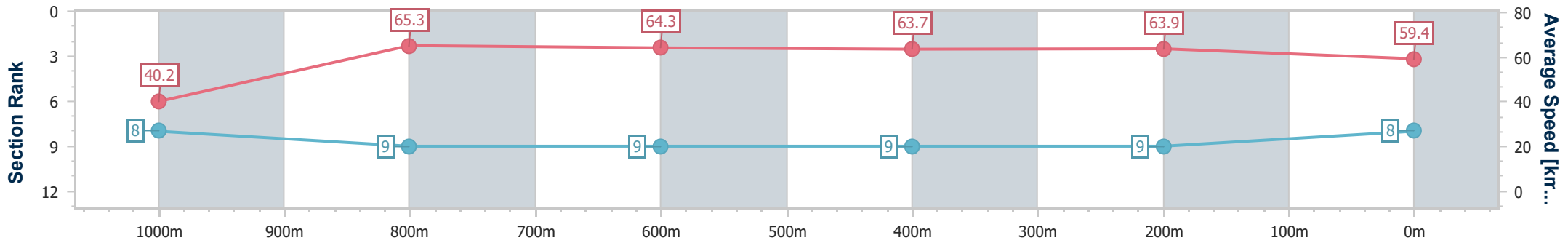
Race 4: Apec Cables BENCHMARK 60 Handicap - 1100m

28 September 2024 - 14:35

Track Rating: Good 4, Weather: Fine, Rail Position: +3m Entire



Section	Overall	1000m	800m	600m	400m	200m
Section Times	1:05.82 [8] (0:08.94)	0:56.88 [8] (0:11.17)	0:45.71 [9] (0:11.20)	0:34.51 [9] (0:11.19)	0:23.32 [9] (0:11.21)	0:12.11 [9]
Average Speed [km/h]	40.2	65.3	64.3	63.7	63.9	59.4
Top Speed [km/h]	63.0	66.6	64.9	64.7	65.2	63.5
Avg. Dist. to Rail [m]	7.2	3.6	1.1	1.3	1.8	2.4
Avg. Stride Freq. [Hz]	2.3	2.7	2.6	2.6	2.6	2.5
Avg. Stride Length [m]	4.8	6.7	6.8	6.7	6.7	6.5



- [ ] Ranking at each section and finish
- .-.- No data available at this section
- NA No data available



Horse/Jockey Name	Acoustix
Final Rank	9
Fastest Section Time (Section)	0:08.71 (Overall)
Top Speed [km/h] (Section)	66.7 (1000m)
Race State	Finished



### Mackay QLD Professional

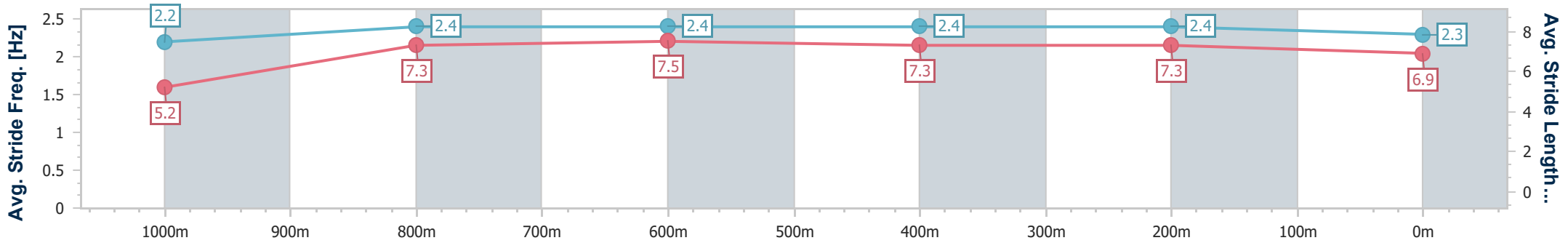
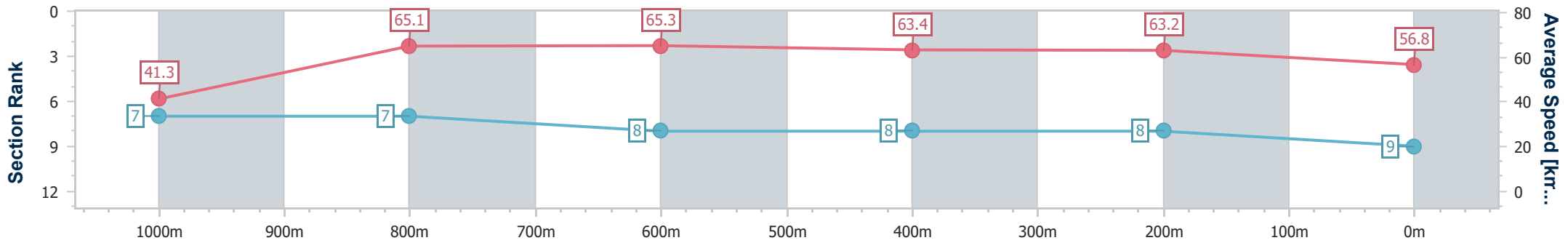
Race 4: Apec Cables BENCHMARK 60 Handicap - 1100m

28 September 2024 - 14:35

Track Rating: Good 4, Weather: Fine, Rail Position: +3m Entire



Section	Overall	1000m	800m	600m	400m	200m
Section Times	1:06.21 [9] (0:08.71)	0:57.50 [7] (0:11.09)	0:46.41 [7] (0:11.06)	0:35.35 [8] (0:11.33)	0:24.02 [8] (0:11.38)	0:12.64 [8] (0:12.64)
Average Speed [km/h]	41.3	65.1	65.3	63.4	63.2	56.8
Top Speed [km/h]	60.5	66.7	66.4	64.6	64.2	62.3
Avg. Dist. to Rail [m]	1.8	1.0	0.6	0.2	0.6	0.7
Avg. Stride Freq. [Hz]	2.2	2.4	2.4	2.4	2.4	2.3
Avg. Stride Length [m]	5.2	7.3	7.5	7.3	7.3	6.9



- [ ] Ranking at each section and finish
- .-.- No data available at this section
- NA No data available



**Mackay QLD Professional**  
**Race 5: MM ELECTRICAL MACKAY NQ CLASSIC QTIS 3YO & 4YO**  
**BENCHMARK 65 Handicap - 1800m**  
**28 September 2024 - 15:08**



MACKAY TURF CLUB  
 Ooralea Racecourse

Track Rating: Good 4, Weather: Fine, Rail Position: +3m Entire

Section		Overall	1600m	1400m	1200m	1000m	800m	600m	Last 600m				
Field Times		1:49.60 (0:14.41)	1:35.19 (0:11.14)	1:24.05 (0:11.60)	1:12.45 (0:11.37)	1:01.08 (0:11.52)	0:49.56 (0:11.90)	0:37.66 (0:12.11)	0:37.66				
Rank	TAB Horse/Jockey	Barrier	Top Speed [km/h]	Fastest Section									Distance Travelled [m]
1	1 <b>PIPISTRELLE</b> McKenzie Apel	2	67.4 Overall	0:11.14 1600m	1:49.60 [1] (0:14.41)	1:35.19 [1] (0:11.14)	1:24.05 [1] (0:11.60)	1:12.45 [1] (0:11.37)	1:01.08 [1] (0:11.52)	0:49.56 [1] (0:11.90)	0:37.66 [1] (0:12.11)	0:37.66	
2	12 <b>YA LOVE HER</b> Erin Molloy	3	66.4 Overall	0:11.35 1600m	1:50.44 [2] (0:14.42)	1:36.02 [2] (0:11.35)	1:24.67 [2] (0:11.69)	1:12.98 [2] (0:11.48)	1:01.50 [2] (0:11.66)	0:49.84 [2] (0:12.04)	0:37.80 [2] (0:12.46)	0:37.80	-2
3	5 <b>REPLACE THE ACE</b> Jackson Murphy	10	65.7 1600m	0:11.52 1600m	1:50.47 [3] (0:14.74)	1:35.73 [5] (0:11.52)	1:24.21 [5] (0:11.95)	1:12.26 [5] (0:11.62)	1:00.64 [5] (0:11.80)	0:48.84 [6] (0:11.83)	0:37.01 [4] (0:12.15)	0:37.01	+2
4	4 <b>ORCA</b> Ryan Wiggins	11	64.5 1600m	0:11.48 1600m	1:51.49 [4] (0:15.14)	1:36.35 [8] (0:11.48)	1:24.87 [7] (0:12.05)	1:12.82 [7] (0:11.53)	1:01.29 [7] (0:11.71)	0:49.58 [7] (0:11.85)	0:37.73 [7] (0:12.08)	0:37.73	+0
5	9 <b>MISHANI OPAL</b> Adrian Layt	9	65.6 Overall	0:11.57 1200m	1:51.98 [5] (0:15.07)	1:36.91 [7] (0:11.59)	1:25.32 [8] (0:12.11)	1:13.21 [8] (0:11.57)	1:01.64 [8] (0:11.77)	0:49.87 [8] (0:11.88)	0:37.99 [8] (0:12.13)	0:37.99	-1
6	8 <b>MADNUS LEE</b> Chris Whiteley	4	65.8 Overall	0:11.56 1200m	1:52.46 [6] (0:14.77)	1:37.69 [6] (0:11.61)	1:26.08 [6] (0:11.90)	1:14.18 [6] (0:11.56)	1:02.62 [6] (0:11.74)	0:50.88 [5] (0:12.03)	0:38.85 [6] (0:12.47)	0:38.85	+2
7	3 <b>SPIN DOCTOR</b> Leah Martyn	7	67.5 Overall	0:11.45 1200m	1:52.78 [7] (0:15.51)	1:37.27 [9] (0:11.49)	1:25.78 [9] (0:12.07)	1:13.71 [9] (0:11.45)	1:02.26 [9] (0:11.65)	0:50.61 [9] (0:11.95)	0:38.66 [9] (0:12.32)	0:38.66	-1
8	6 <b>SILVERADO MISS</b> Olivia Kendal	1	64.7 Overall	0:11.58 1600m	1:53.35 [8] (0:14.57)	1:38.78 [4] (0:11.58)	1:27.20 [4] (0:11.89)	1:15.31 [4] (0:11.58)	1:03.73 [4] (0:11.80)	0:51.93 [4] (0:12.15)	0:39.78 [5] (0:12.51)	0:39.78	-1
9	7 <b>MISHANI AVIATOR</b> Adam Sewell	8	65.8 1600m	0:11.51 1600m	1:54.22 [9] (0:14.48)	1:39.74 [3] (0:11.51)	1:28.23 [3] (0:11.77)	1:16.46 [3] (0:11.51)	1:04.95 [3] (0:11.75)	0:53.20 [3] (0:12.17)	0:41.03 [3] (0:12.55)	0:41.03	+6

Scratched: Moon Over Matilda (#11), Mishani Tycoon (#10), Bold Feeling (#2)

[ ] Ranking at each section and finish  
 -:-:- No data available at this section  
 NA No data available

SCN Saddle cloth number  
 DNF Did not finish  
 DNT Did not track



**Mackay QLD Professional**  
**Race 5: MM ELECTRICAL MACKAY NQ CLASSIC QTIS 3YO & 4YO**  
**BENCHMARK 65 Handicap - 1800m**  
**28 September 2024 - 15:08**



MACKAY TURF CLUB  
 Ooralea Racecourse

Track Rating: Good 4, Weather: Fine, Rail Position: +3m Entire

Section				400m	200m			Last 600m		
Field Times				0:25.55 (0:12.29)	0:13.26 (0:13.26)			0:37.66		
Rank	TAB	Horse/Jockey	Barrier	Top Speed [km/h]	Fastest Section	Margin				Distance Travelled [m]
1	1	<b>PIPISTRELLE</b> McKenzie Apel	2	67.4 Overall	0:11.14 1600m	0:25.55 [1] (0:12.29)	0:13.26 [1] (0:13.26)	1:49.60	0:37.66	
2	12	<b>YA LOVE HER</b> Erin Molloy	3	66.4 Overall	0:11.35 1600m	0:25.34 [2] (0:12.54)	0:12.80 [2] (0:12.80)	4.97L	0:37.80	-2
3	5	<b>REPLACE THE ACE</b> Jackson Murphy	10	65.7 1600m	0:11.52 1600m	0:24.86 [3] (0:12.10)	0:12.76 [3] (0:12.76)	5.1L	0:37.01	+2
4	4	<b>ORCA</b> Ryan Wiggins	11	64.5 1600m	0:11.48 1600m	0:25.65 [5] (0:12.38)	0:13.27 [4] (0:13.27)	11.12L	0:37.73	+0
5	9	<b>MISHANI OPAL</b> Adrian Layt	9	65.6 Overall	0:11.57 1200m	0:25.86 [8] (0:12.47)	0:13.39 [5] (0:13.39)	13.98L	0:37.99	-1
6	8	<b>MADNUS LEE</b> Chris Whiteley	4	65.8 Overall	0:11.56 1200m	0:26.38 [6] (0:12.56)	0:13.82 [6] (0:13.82)	16.82L	0:38.85	+2
7	3	<b>SPIN DOCTOR</b> Leah Martyn	7	67.5 Overall	0:11.45 1200m	0:26.34 [9] (0:12.76)	0:13.58 [8] (0:13.58)	18.7L	0:38.66	-1
8	6	<b>SILVERADO MISS</b> Olivia Kendal	1	64.7 Overall	0:11.58 1600m	0:27.27 [7] (0:13.19)	0:14.08 [9] (0:14.08)	22.04L	0:39.78	-1
9	7	<b>MISHANI AVIATOR</b> Adam Sewell	8	65.8 1600m	0:11.51 1600m	0:28.48 [4] (0:13.32)	0:15.16 [7] (0:15.16)	27.18L	0:41.03	+6

Scratched: Moon Over Matilda (#11), Mishani Tycoon (#10), Bold Feeling (#2)

[ ] Ranking at each section and finish  
 -:-:- No data available at this section  
 NA No data available

SCN Saddle cloth number  
 DNF Did not finish  
 DNT Did not track





Horse/Jockey Name	Pipistrelle
Final Rank	1
Fastest Section Time (Section)	0:11.14 (1600m)
Top Speed [km/h] (Section)	67.4 (Overall)
Race State	Finished



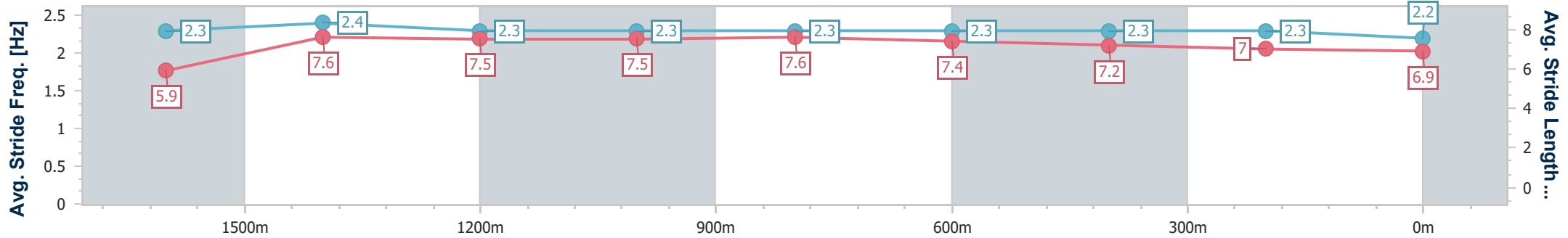
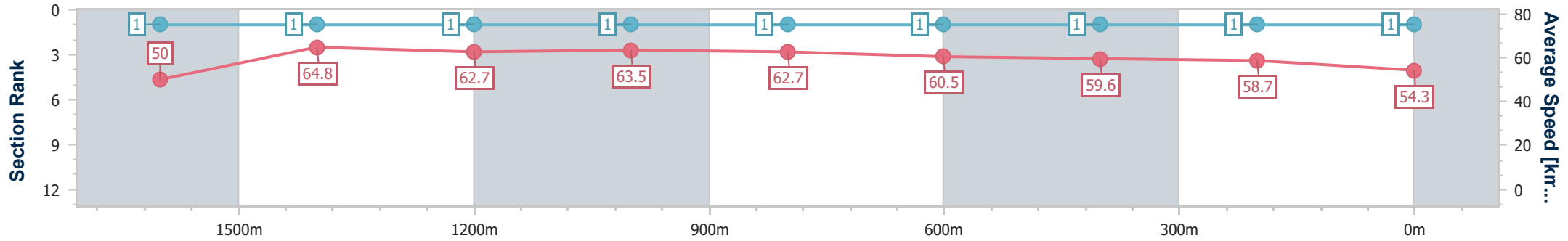
Mackay QLD Professional  
 Race 5: MM ELECTRICAL MACKAY NQ CLASSIC QTIS 3YO &  
 4YO BENCHMARK 65 Handicap - 1800m



28 September 2024 - 15:08

Track Rating: Good 4, Weather: Fine, Rail Position: +3m Entire

Section	Overall	1600m	1400m	1200m	1000m	800m	600m	400m	200m
Section Times	1:49.60 [1] (0:14.41)	1:35.19 [1] (0:11.14)	1:24.05 [1] (0:11.60)	1:12.45 [1] (0:11.37)	1:01.08 [1] (0:11.52)	0:49.56 [1] (0:11.90)	0:37.66 [1] (0:12.11)	0:25.55 [1] (0:12.29)	0:13.26 [1] (0:13.26)
Average Speed [km/h]	50.0	64.8	62.7	63.5	62.7	60.5	59.6	58.7	54.3
Top Speed [km/h]	67.4	67.2	63.7	64.9	63.7	61.5	60.3	59.5	57.3
Avg. Dist. to Rail [m]	3.2	0.4	1.9	1.6	0.7	0.5	0.8	1.9	3.8
Avg. Stride Freq. [Hz]	2.3	2.4	2.3	2.3	2.3	2.3	2.3	2.3	2.2
Avg. Stride Length [m]	5.9	7.6	7.5	7.5	7.6	7.4	7.2	7.0	6.9



- [ ] Ranking at each section and finish
- .-.- No data available at this section
- NA No data available



Horse/Jockey Name	Ya Love Her
Final Rank	2
Fastest Section Time (Section)	0:11.35 (1600m)
Top Speed [km/h] (Section)	66.4 (Overall)
Race State	Finished



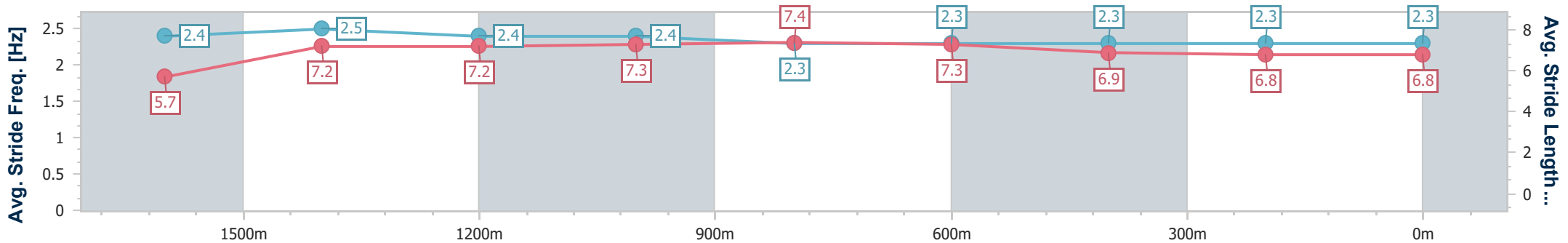
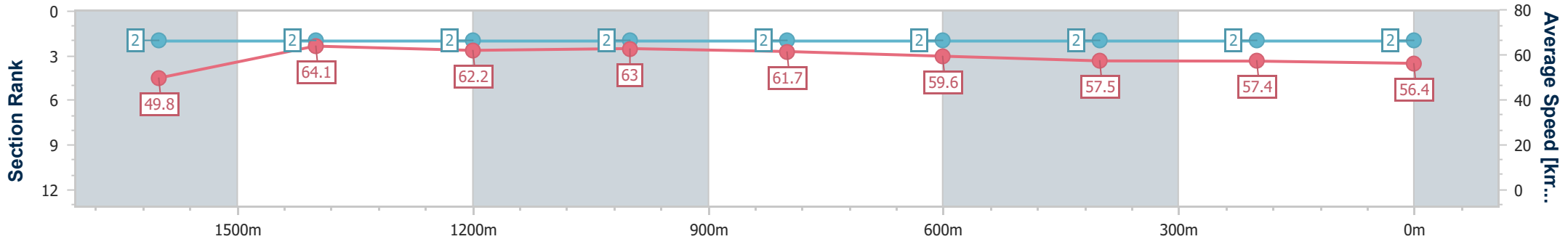
Mackay QLD Professional  
 Race 5: MM ELECTRICAL MACKAY NQ CLASSIC QTIS 3YO &  
 4YO BENCHMARK 65 Handicap - 1800m



28 September 2024 - 15:08

Track Rating: Good 4, Weather: Fine, Rail Position: +3m Entire

Section	Overall	1600m	1400m	1200m	1000m	800m	600m	400m	200m
Section Times	1:50.44 [2] (0:14.42)	1:36.02 [2] (0:11.35)	1:24.67 [2] (0:11.69)	1:12.98 [2] (0:11.48)	1:01.50 [2] (0:11.66)	0:49.84 [2] (0:12.04)	0:37.80 [2] (0:12.46)	0:25.34 [2] (0:12.54)	0:12.80 [2] (0:12.80)
Average Speed [km/h]	49.8	64.1	62.2	63.0	61.7	59.6	57.5	57.4	56.4
Top Speed [km/h]	66.4	65.7	63.5	64.2	62.8	60.9	58.5	59.6	59.0
Avg. Dist. to Rail [m]	4.7	1.6	1.6	1.9	0.5	0.5	0.6	0.8	1.7
Avg. Stride Freq. [Hz]	2.4	2.5	2.4	2.4	2.3	2.3	2.3	2.3	2.3
Avg. Stride Length [m]	5.7	7.2	7.2	7.3	7.4	7.3	6.9	6.8	6.8



- [ ] Ranking at each section and finish
- .-.- No data available at this section
- NA No data available



Horse/Jockey Name	Replace The Ace
Final Rank	3
Fastest Section Time (Section)	0:11.52 (1600m)
Top Speed [km/h] (Section)	65.7 (1600m)
Race State	Finished



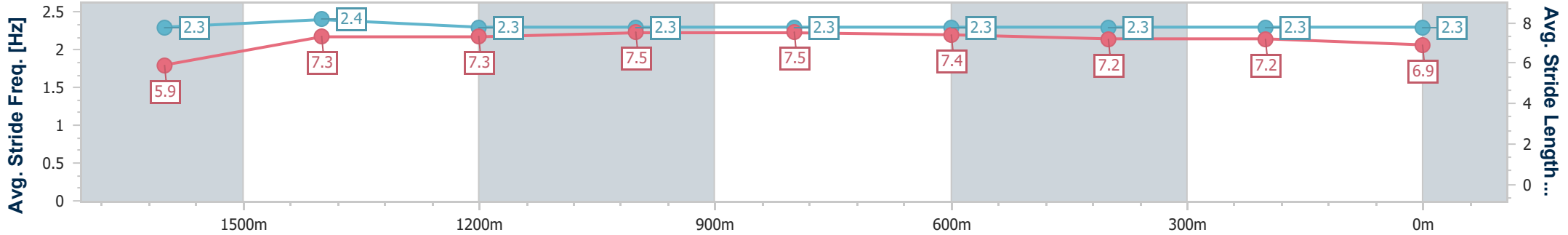
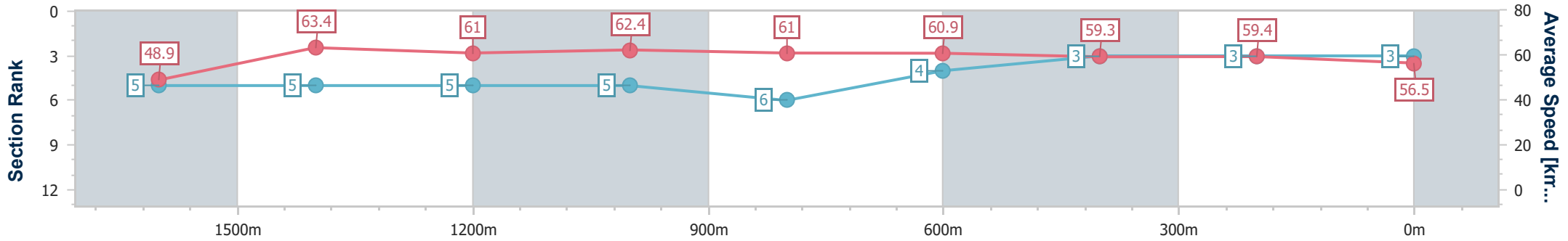
Mackay QLD Professional  
 Race 5: MM ELECTRICAL MACKAY NQ CLASSIC QTIS 3YO &  
 4YO BENCHMARK 65 Handicap - 1800m



28 September 2024 - 15:08

Track Rating: Good 4, Weather: Fine, Rail Position: +3m Entire

Section	Overall	1600m	1400m	1200m	1000m	800m	600m	400m	200m
Section Times	1:50.47 [3] (0:14.74)	1:35.73 [5] (0:11.52)	1:24.21 [5] (0:11.95)	1:12.26 [5] (0:11.62)	1:00.64 [5] (0:11.80)	0:48.84 [6] (0:11.83)	0:37.01 [4] (0:12.15)	0:24.86 [3] (0:12.10)	0:12.76 [3] (0:12.76)
Average Speed [km/h]	48.9	63.4	61.0	62.4	61.0	60.9	59.3	59.4	56.5
Top Speed [km/h]	65.7	65.7	61.6	62.9	61.8	62.0	59.9	60.1	60.2
Avg. Dist. to Rail [m]	7.2	2.4	2.3	1.9	1.0	0.7	0.5	1.6	4.2
Avg. Stride Freq. [Hz]	2.3	2.4	2.3	2.3	2.3	2.3	2.3	2.3	2.3
Avg. Stride Length [m]	5.9	7.3	7.3	7.5	7.5	7.4	7.2	7.2	6.9



- [ ] Ranking at each section and finish
- .-.- No data available at this section
- NA No data available



Horse/Jockey Name	Orca
Final Rank	4
Fastest Section Time (Section)	0:11.48 (1600m)
Top Speed [km/h] (Section)	64.5 (1600m)
Race State	Finished



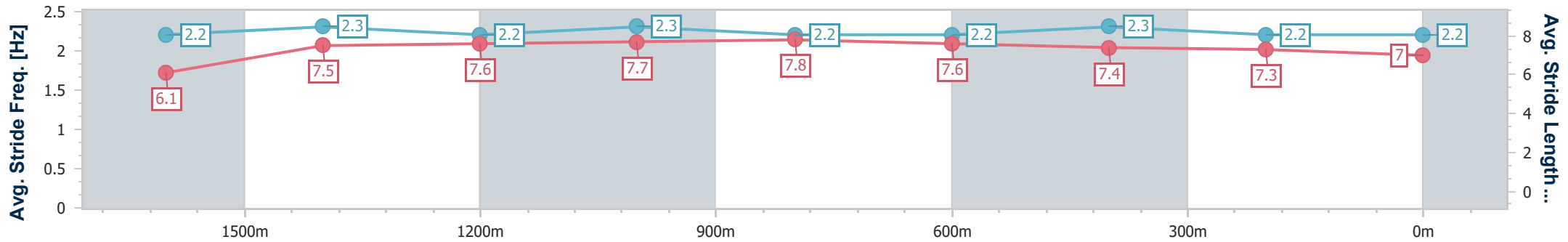
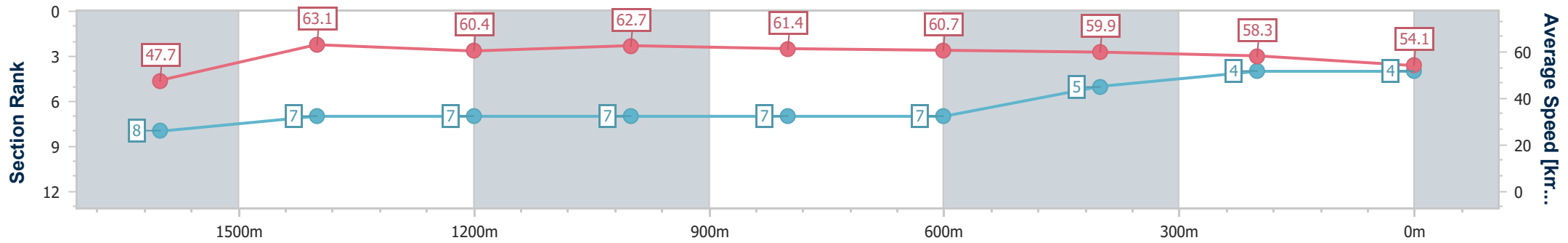
Mackay QLD Professional  
 Race 5: MM ELECTRICAL MACKAY NQ CLASSIC QTIS 3YO &  
 4YO BENCHMARK 65 Handicap - 1800m



28 September 2024 - 15:08

Track Rating: Good 4, Weather: Fine, Rail Position: +3m Entire

Section	Overall	1600m	1400m	1200m	1000m	800m	600m	400m	200m
Section Times	1:51.49 [4] (0:15.14)	1:36.35 [8] (0:11.48)	1:24.87 [7] (0:12.05)	1:12.82 [7] (0:11.53)	1:01.29 [7] (0:11.71)	0:49.58 [7] (0:11.85)	0:37.73 [7] (0:12.08)	0:25.65 [5] (0:12.38)	0:13.27 [4] (0:13.27)
Average Speed [km/h]	47.7	63.1	60.4	62.7	61.4	60.7	59.9	58.3	54.1
Top Speed [km/h]	64.0	64.5	61.7	63.3	62.7	62.0	61.1	58.8	56.9
Avg. Dist. to Rail [m]	6.6	1.4	2.0	1.0	0.3	0.4	0.7	0.9	0.7
Avg. Stride Freq. [Hz]	2.2	2.3	2.2	2.3	2.2	2.2	2.3	2.2	2.2
Avg. Stride Length [m]	6.1	7.5	7.6	7.7	7.8	7.6	7.4	7.3	7.0



- [ ] Ranking at each section and finish
- .-.- No data available at this section
- NA No data available



Horse/Jockey Name	Mishani Opal
Final Rank	5
Fastest Section Time (Section)	0:11.57 (1200m)
Top Speed [km/h] (Section)	65.6 (Overall)
Race State	Finished



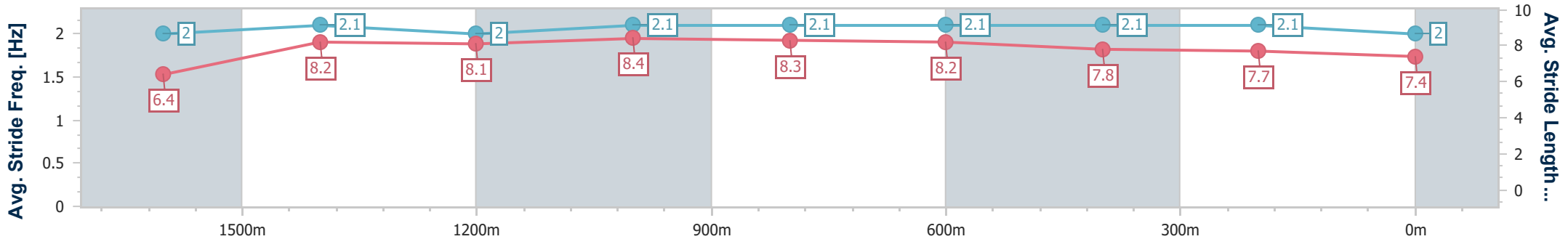
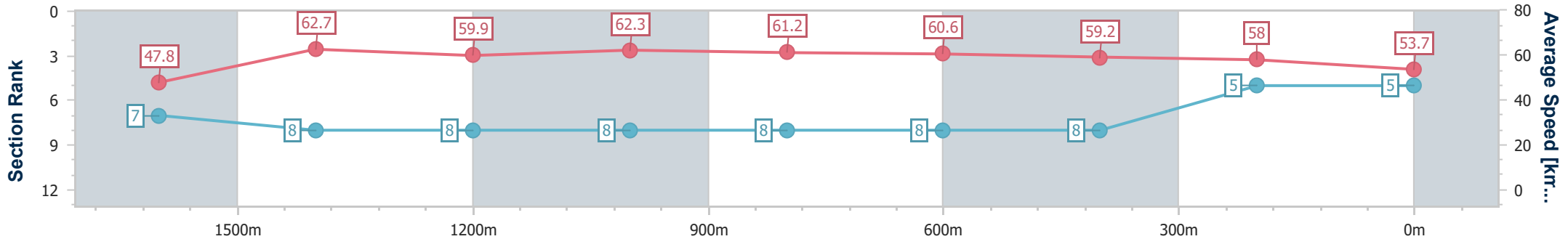
Mackay QLD Professional  
 Race 5: MM ELECTRICAL MACKAY NQ CLASSIC QTIS 3YO &  
 4YO BENCHMARK 65 Handicap - 1800m



28 September 2024 - 15:08

Track Rating: Good 4, Weather: Fine, Rail Position: +3m Entire

Section	Overall	1600m	1400m	1200m	1000m	800m	600m	400m	200m			
Section Times	1:51.98 [5] (0:15.07)	1:36.91 [7] (0:11.59)	1:25.32 [8] (0:12.11)	1:13.21 [8] (0:11.57)	1:01.64 [8] (0:11.77)	0:49.87 [8] (0:11.88)	0:37.99 [8] (0:12.13)	0:25.86 [8] (0:12.47)	0:13.39 [5] (0:13.39)			
Average Speed [km/h]	47.8	62.7	59.9	62.3	61.2	60.6	59.2	58.0	53.7			
Top Speed [km/h]	65.6	64.4	62.0	62.8	62.8	61.1	60.7	58.9	56.6			
Avg. Dist. to Rail [m]	4.7	1.0	1.5	1.2	0.5	0.5	0.9	3.2	4.0			
Avg. Stride Freq. [Hz]	2.0	2.1	2.0	2.1	2.1	2.1	2.1	2.1	2.0			
Avg. Stride Length [m]	6.4	8.2	8.1	8.4	8.3	8.2	7.8	7.7	7.4			



- [ ] Ranking at each section and finish
- .-.- No data available at this section
- NA No data available



Horse/Jockey Name	Madnus Lee
Final Rank	6
Fastest Section Time (Section)	0:11.56 (1200m)
Top Speed [km/h] (Section)	65.8 (Overall)
Race State	Finished



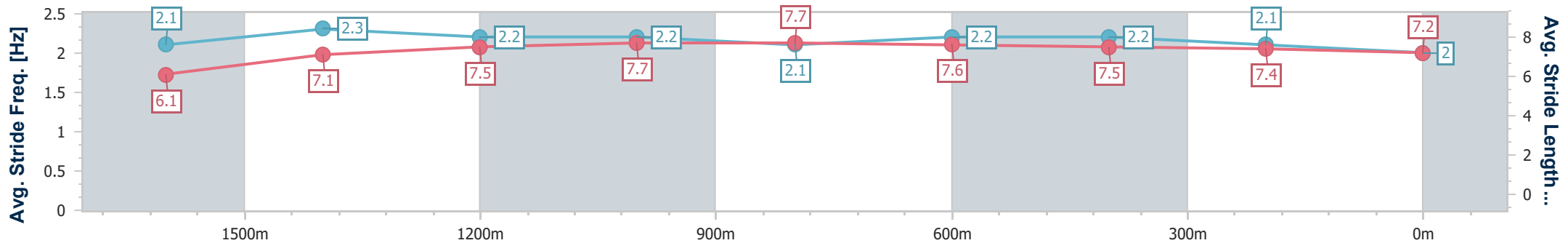
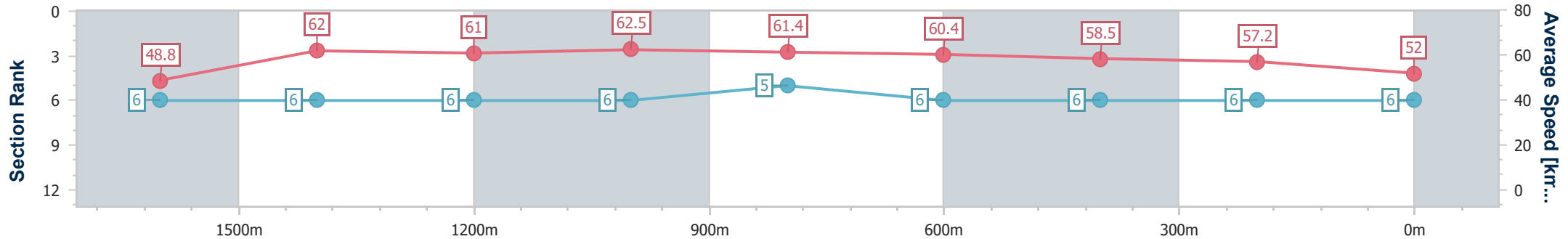
Mackay QLD Professional  
 Race 5: MM ELECTRICAL MACKAY NQ CLASSIC QTIS 3YO &  
 4YO BENCHMARK 65 Handicap - 1800m



28 September 2024 - 15:08

Track Rating: Good 4, Weather: Fine, Rail Position: +3m Entire

Section	Overall	1600m	1400m	1200m	1000m	800m	600m	400m	200m
Section Times	1:52.46 [6] (0:14.77)	1:37.69 [6] (0:11.61)	1:26.08 [6] (0:11.90)	1:14.18 [6] (0:11.56)	1:02.62 [6] (0:11.74)	0:50.88 [5] (0:12.03)	0:38.85 [6] (0:12.47)	0:26.38 [6] (0:12.56)	0:13.82 [6] (0:13.82)
Average Speed [km/h]	48.8	62.0	61.0	62.5	61.4	60.4	58.5	57.2	52.0
Top Speed [km/h]	65.8	65.8	62.2	63.4	62.3	61.4	60.3	58.1	56.4
Avg. Dist. to Rail [m]	4.3	0.7	0.9	0.7	0.7	2.6	1.8	0.5	1.1
Avg. Stride Freq. [Hz]	2.1	2.3	2.2	2.2	2.1	2.2	2.2	2.1	2.0
Avg. Stride Length [m]	6.1	7.1	7.5	7.7	7.7	7.6	7.5	7.4	7.2



- [ ] Ranking at each section and finish
- .-.- No data available at this section
- NA No data available



Horse/Jockey Name	Spin Doctor
Final Rank	7
Fastest Section Time (Section)	0:11.45 (1200m)
Top Speed [km/h] (Section)	67.5 (Overall)
Race State	Finished



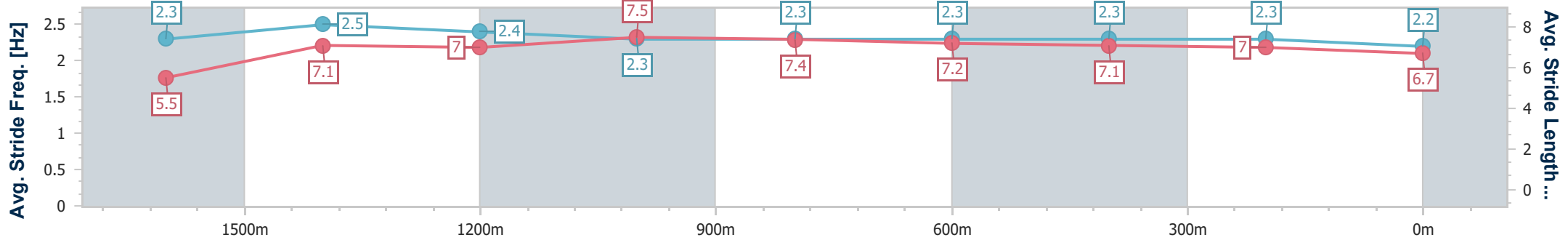
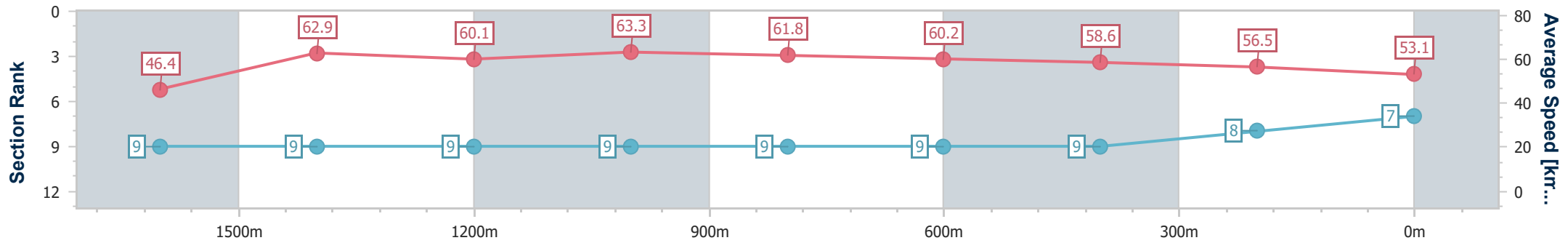
Mackay QLD Professional  
 Race 5: MM ELECTRICAL MACKAY NQ CLASSIC QTIS 3YO &  
 4YO BENCHMARK 65 Handicap - 1800m



28 September 2024 - 15:08

Track Rating: Good 4, Weather: Fine, Rail Position: +3m Entire

Section	Overall	1600m	1400m	1200m	1000m	800m	600m	400m	200m
Section Times	1:52.78 [7] (0:15.51)	1:37.27 [9] (0:11.49)	1:25.78 [9] (0:12.07)	1:13.71 [9] (0:11.45)	1:02.26 [9] (0:11.65)	0:50.61 [9] (0:11.95)	0:38.66 [9] (0:12.32)	0:26.34 [9] (0:12.76)	0:13.58 [8] (0:13.58)
Average Speed [km/h]	46.4	62.9	60.1	63.3	61.8	60.2	58.6	56.5	53.1
Top Speed [km/h]	67.5	64.7	62.2	63.7	63.0	61.1	60.2	57.6	56.1
Avg. Dist. to Rail [m]	4.4	0.7	1.5	1.1	0.4	0.4	1.1	2.5	3.9
Avg. Stride Freq. [Hz]	2.3	2.5	2.4	2.3	2.3	2.3	2.3	2.3	2.2
Avg. Stride Length [m]	5.5	7.1	7.0	7.5	7.4	7.2	7.1	7.0	6.7



- [ ] Ranking at each section and finish
- .-.- No data available at this section
- NA No data available



Horse/Jockey Name	Silverado Miss
Final Rank	8
Fastest Section Time (Section)	0:11.58 (1600m)
Top Speed [km/h] (Section)	64.7 (Overall)
Race State	Finished



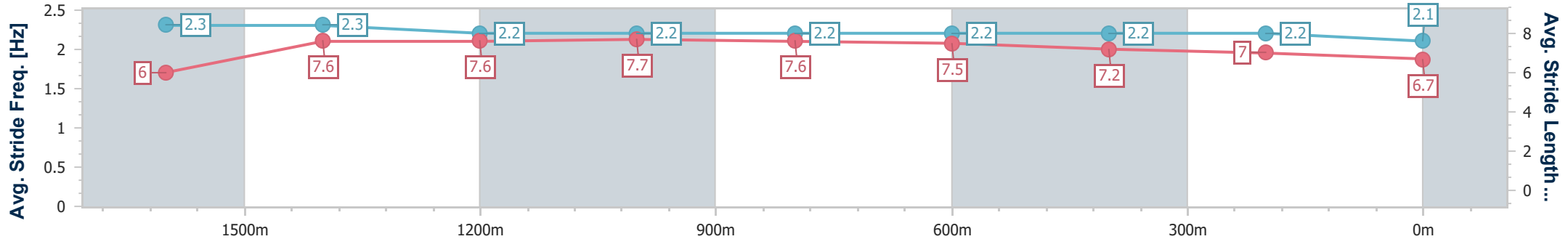
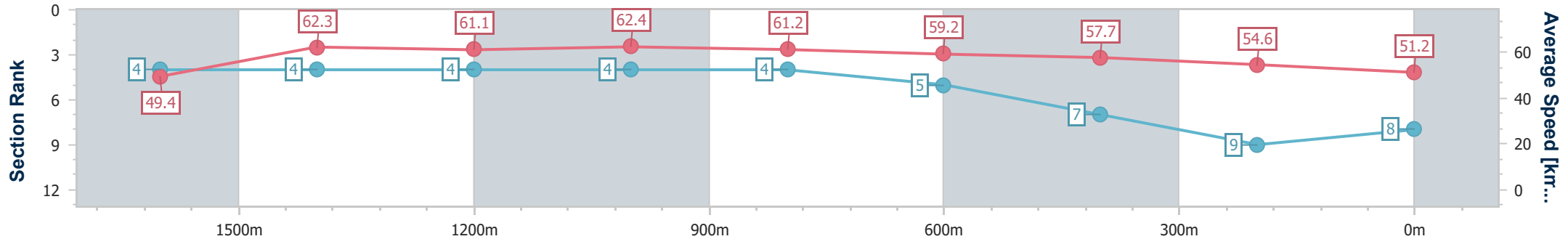
Mackay QLD Professional  
 Race 5: MM ELECTRICAL MACKAY NQ CLASSIC QTIS 3YO &  
 4YO BENCHMARK 65 Handicap - 1800m



28 September 2024 - 15:08

Track Rating: Good 4, Weather: Fine, Rail Position: +3m Entire

Section	Overall	1600m	1400m	1200m	1000m	800m	600m	400m	200m
Section Times	1:53.35 [8] (0:14.57)	1:38.78 [4] (0:11.58)	1:27.20 [4] (0:11.89)	1:15.31 [4] (0:11.58)	1:03.73 [4] (0:11.80)	0:51.93 [4] (0:12.15)	0:39.78 [5] (0:12.51)	0:27.27 [7] (0:13.19)	0:14.08 [9] (0:14.08)
Average Speed [km/h]	49.4	62.3	61.1	62.4	61.2	59.2	57.7	54.6	51.2
Top Speed [km/h]	64.7	64.6	62.5	63.4	62.3	60.7	58.5	56.1	54.2
Avg. Dist. to Rail [m]	2.0	0.4	1.4	1.5	1.0	0.7	0.7	1.8	3.6
Avg. Stride Freq. [Hz]	2.3	2.3	2.2	2.2	2.2	2.2	2.2	2.2	2.1
Avg. Stride Length [m]	6.0	7.6	7.6	7.7	7.6	7.5	7.2	7.0	6.7



- [ ] Ranking at each section and finish
- .-.- No data available at this section
- NA No data available





Horse/Jockey Name	Mishani Aviator
Final Rank	9
Fastest Section Time (Section)	0:11.51 (1600m)
Top Speed [km/h] (Section)	65.8 (1600m)
Race State	Finished



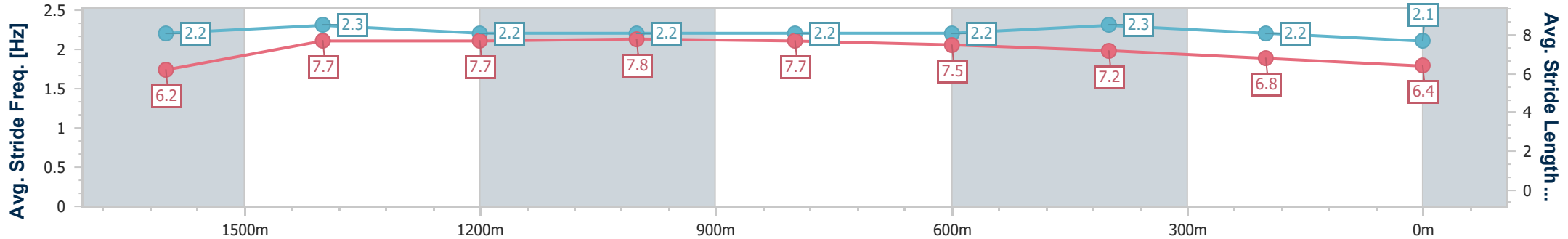
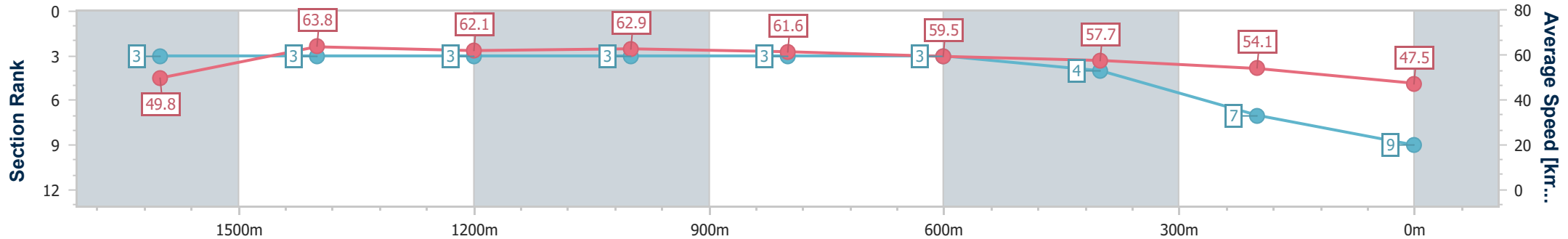
Mackay QLD Professional  
 Race 5: MM ELECTRICAL MACKAY NQ CLASSIC QTIS 3YO &  
 4YO BENCHMARK 65 Handicap - 1800m



28 September 2024 - 15:08

Track Rating: Good 4, Weather: Fine, Rail Position: +3m Entire

Section	Overall	1600m	1400m	1200m	1000m	800m	600m	400m	200m
Section Times	1:54.22 [9] (0:14.48)	1:39.74 [3] (0:11.51)	1:28.23 [3] (0:11.77)	1:16.46 [3] (0:11.51)	1:04.95 [3] (0:11.75)	0:53.20 [3] (0:12.17)	0:41.03 [3] (0:12.55)	0:28.48 [4] (0:13.32)	0:15.16 [7] (0:15.16)
Average Speed [km/h]	49.8	63.8	62.1	62.9	61.6	59.5	57.7	54.1	47.5
Top Speed [km/h]	65.6	65.8	62.9	63.2	62.7	60.2	59.0	56.0	52.5
Avg. Dist. to Rail [m]	6.0	3.1	2.4	3.2	1.7	1.2	0.9	1.0	1.3
Avg. Stride Freq. [Hz]	2.2	2.3	2.2	2.2	2.2	2.2	2.3	2.2	2.1
Avg. Stride Length [m]	6.2	7.7	7.7	7.8	7.7	7.5	7.2	6.8	6.4



- [ ] Ranking at each section and finish
- .-.- No data available at this section
- NA No data available



# Mackay QLD Professional

## Race 6: CCG Cable Terminations Class 6 Plate - 1300m

28 September 2024 - 15:47



MACKAY TURF CLUB

Ooralea Racecourse

Track Rating: Good 4, Weather: Fine, Rail Position: +3m Entire

Section	Overall	1200m	1000m	800m	600m	400m	Last 600m						
Field Times	1:17.33 (0:08.39)	1:08.94 (0:11.43)	0:57.51 (0:11.74)	0:45.77 (0:11.50)	0:34.27 (0:11.54)	0:22.73 (0:11.12)	0:34.27						
Rank	TAB	Horse/Jockey	Barrier	Top Speed [km/h]	Fastest Section						Distance Travelled [m]		
1	8	HELLISH Justin Huxtable	5	66.3 400m	0:08.47 Overall	1:17.33 [1] (0:08.47)	1:08.86 [2] (0:11.44)	0:57.42 [2] (0:11.65)	0:45.77 [1] (0:11.61)	0:34.16 [2] (0:11.43)	0:22.73 [1] (0:11.12)	0:34.16	
2	9	SENNAPROST Ryan Wiggins	1	65.6 400m	0:08.65 Overall	1:17.58 [2] (0:08.65)	1:08.93 [4] (0:11.51)	0:57.42 [4] (0:11.57)	0:45.85 [4] (0:11.70)	0:34.15 [4] (0:11.42)	0:22.73 [4] (0:11.14)	0:34.15	-2
3	6	THATFEELSBETTER Leah Martyn	4	66.8 400m	0:09.00 Overall	1:17.67 [3] (0:09.00)	1:08.67 [6] (0:11.35)	0:57.32 [6] (0:11.57)	0:45.75 [6] (0:11.65)	0:34.10 [7] (0:11.43)	0:22.67 [6] (0:10.98)	0:34.10	+9
4	3	SHAMEDY Chris Whiteley	6	66.3 400m	0:08.79 Overall	1:17.71 [4] (0:08.79)	1:08.92 [5] (0:11.39)	0:57.53 [5] (0:11.60)	0:45.93 [5] (0:11.69)	0:34.24 [5] (0:11.43)	0:22.81 [5] (0:11.18)	0:34.24	+2
5	2	SENSATIONABULL Olivia Kendal	2	65.8 400m	0:08.39 Overall	1:17.75 [5] (0:08.39)	1:09.36 [1] (0:11.43)	0:57.93 [1] (0:11.75)	0:46.18 [2] (0:11.49)	0:34.69 [1] (0:11.62)	0:23.07 [2] (0:11.13)	0:34.69	-9
6	7	LADY RAIN Carl Spry	8	66.2 400m	0:08.62 Overall	1:18.29 [6] (0:08.62)	1:09.67 [3] (0:11.41)	0:58.26 [3] (0:11.62)	0:46.64 [3] (0:11.65)	0:34.99 [3] (0:11.51)	0:23.48 [3] (0:11.24)	0:34.99	+2
7	4	BOLD ZIP Jackson Murphy	7	65.3 1000m	0:09.17 Overall	1:19.16 [7] (0:09.17)	1:09.99 [7] (0:11.45)	0:58.54 [7] (0:11.35)	0:47.19 [7] (0:11.59)	0:35.60 [6] (0:11.57)	0:24.03 [7] (0:11.54)	0:35.60	-3

Scratched: Investor (#1), Fresh Prince (#5)

[ ] Ranking at each section and finish  
 -:-:- No data available at this section  
 NA No data available

SCN Saddle cloth number  
 DNF Did not finish  
 DNT Did not track



# Mackay QLD Professional

## Race 6: CCG Cable Terminations Class 6 Plate - 1300m

28 September 2024 - 15:47



MACKAY TURF CLUB  
Ooralea Racecourse

Track Rating: Good 4, Weather: Fine, Rail Position: +3m Entire

Section							200m			Last 600m
Field Times							0:11.61			0:34.27
Rank	TAB	Horse/Jockey	Barrier	Top Speed [km/h]	Fastest Section	Margin				Distance Travelled [m]
1	8	<b>HELLISH</b> Justin Huxtable	5	66.3 400m	0:08.47 Overall	0:11.61 [1] (0:11.61)	1:17.33		0:34.16	
2	9	<b>SENNAPROST</b> Ryan Wiggins	1	65.6 400m	0:08.65 Overall	0:11.59 [4] (0:11.59)	1.45L		0:34.15	-2
3	6	<b>THATFEELSBETTER</b> Leah Martyn	4	66.8 400m	0:09.00 Overall	0:11.69 [3] (0:11.69)	1.98L		0:34.10	+9
4	3	<b>SHAMEDY</b> Chris Whiteley	6	66.3 400m	0:08.79 Overall	0:11.63 [6] (0:11.63)	2.22L		0:34.24	+2
5	2	<b>SENSATIONABULL</b> Olivia Kendal	2	65.8 400m	0:08.39 Overall	0:11.94 [2] (0:11.94)	2.45L		0:34.69	-9
6	7	<b>LADY RAIN</b> Carl Spry	8	66.2 400m	0:08.62 Overall	0:12.24 [5] (0:12.24)	5.64L		0:34.99	+2
7	4	<b>BOLD ZIP</b> Jackson Murphy	7	65.3 1000m	0:09.17 Overall	0:12.49 [7] (0:12.49)	10.74L		0:35.60	-3

Scratched: Investor (#1), Fresh Prince (#5)



Horse/Jockey Name	Hellish
Final Rank	1
Fastest Section Time (Section)	0:08.47 (Overall)
Top Speed [km/h] (Section)	66.3 (400m)
Race State	Finished



### Mackay QLD Professional

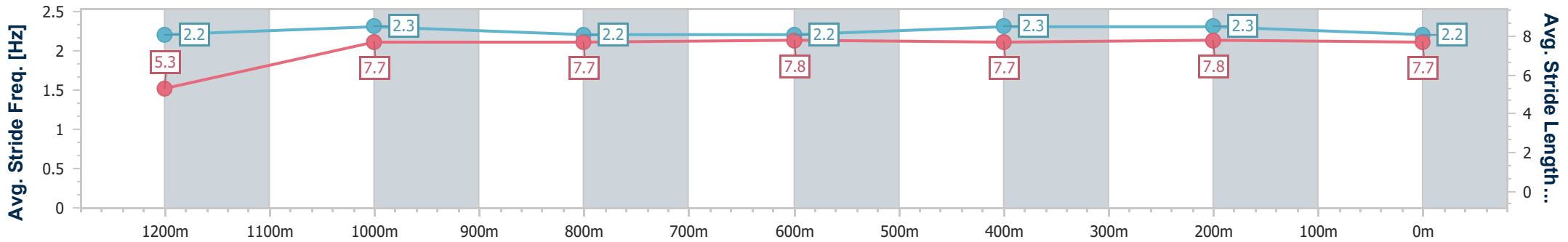
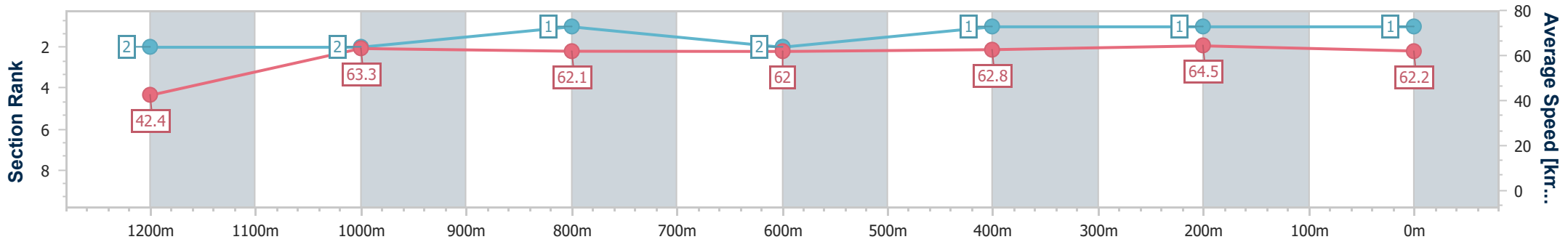
Race 6: CCG Cable Terminations Class 6 Plate - 1300m

28 September 2024 - 15:47

Track Rating: Good 4, Weather: Fine, Rail Position: +3m Entire



Section	Overall	1200m	1000m	800m	600m	400m	200m
Section Times	1:17.33 [1] (0:08.47)	1:08.86 [2] (0:11.44)	0:57.42 [2] (0:11.65)	0:45.77 [1] (0:11.61)	0:34.16 [2] (0:11.43)	0:22.73 [1] (0:11.12)	0:11.61 [1] (0:11.61)
Average Speed [km/h]	42.4	63.3	62.1	62.0	62.8	64.5	62.2
Top Speed [km/h]	61.3	64.3	62.8	62.5	64.0	66.3	65.6
Avg. Dist. to Rail [m]	8.2	2.7	1.6	0.5	0.7	0.4	0.4
Avg. Stride Freq. [Hz]	2.2	2.3	2.2	2.2	2.3	2.3	2.2
Avg. Stride Length [m]	5.3	7.7	7.7	7.8	7.7	7.8	7.7



- [ ] Ranking at each section and finish
- .-.- No data available at this section
- NA No data available



Horse/Jockey Name	Sennaprost
Final Rank	2
Fastest Section Time (Section)	0:08.65 (Overall)
Top Speed [km/h] (Section)	65.6 (400m)
Race State	Finished



### Mackay QLD Professional

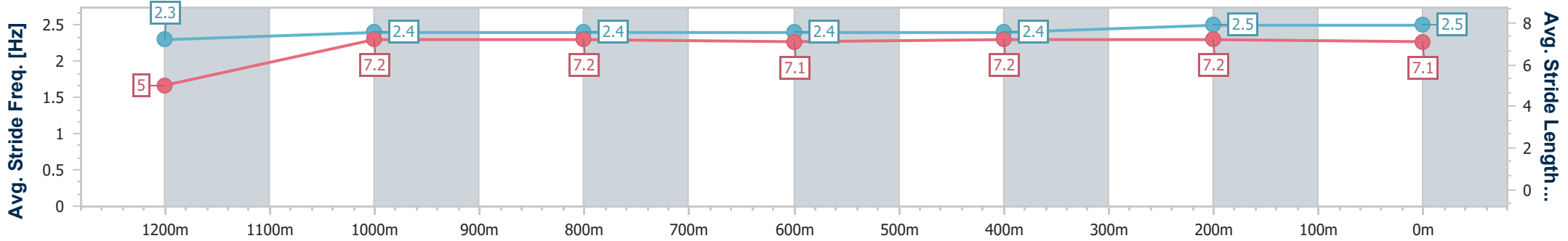
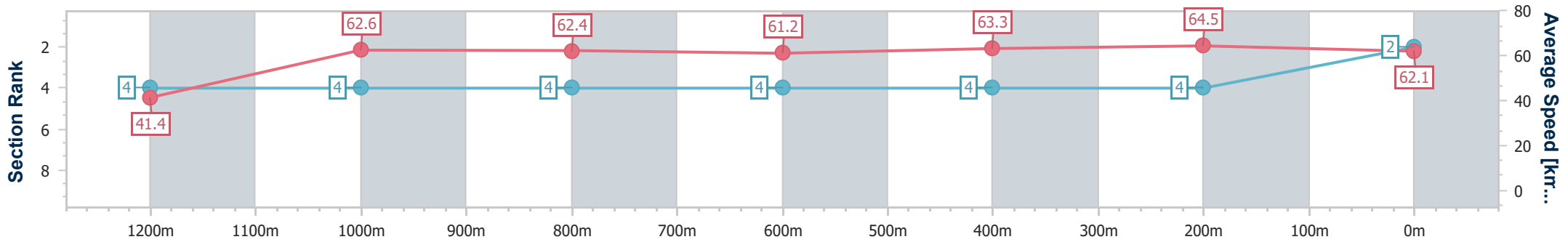
Race 6: CCG Cable Terminations Class 6 Plate - 1300m

28 September 2024 - 15:47

Track Rating: Good 4, Weather: Fine, Rail Position: +3m Entire



Section	Overall	1200m	1000m	800m	600m	400m	200m
Section Times	1:17.58 [2] (0:08.65)	1:08.93 [4] (0:11.51)	0:57.42 [4] (0:11.57)	0:45.85 [4] (0:11.70)	0:34.15 [4] (0:11.42)	0:22.73 [4] (0:11.14)	0:11.59 [4] (0:11.59)
Average Speed [km/h]	41.4	62.6	62.4	61.2	63.3	64.5	62.1
Top Speed [km/h]	60.6	64.0	63.7	62.8	64.7	65.6	64.9
Avg. Dist. to Rail [m]	4.2	0.4	0.2	0.4	0.9	1.8	3.4
Avg. Stride Freq. [Hz]	2.3	2.4	2.4	2.4	2.4	2.5	2.5
Avg. Stride Length [m]	5.0	7.2	7.2	7.1	7.2	7.2	7.1



- [ ] Ranking at each section and finish
- .-.- No data available at this section
- NA No data available



Horse/Jockey Name	Thatfeelsbetter
Final Rank	3
Fastest Section Time (Section)	0:09.00 (Overall)
Top Speed [km/h] (Section)	66.8 (400m)
Race State	Finished



### Mackay QLD Professional

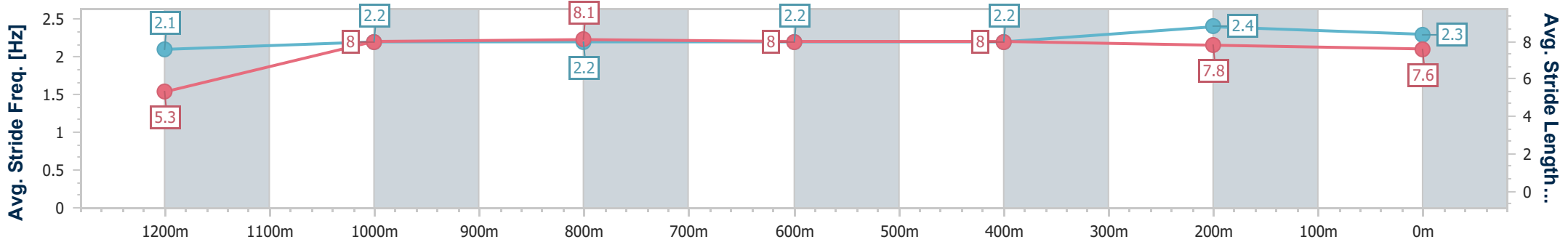
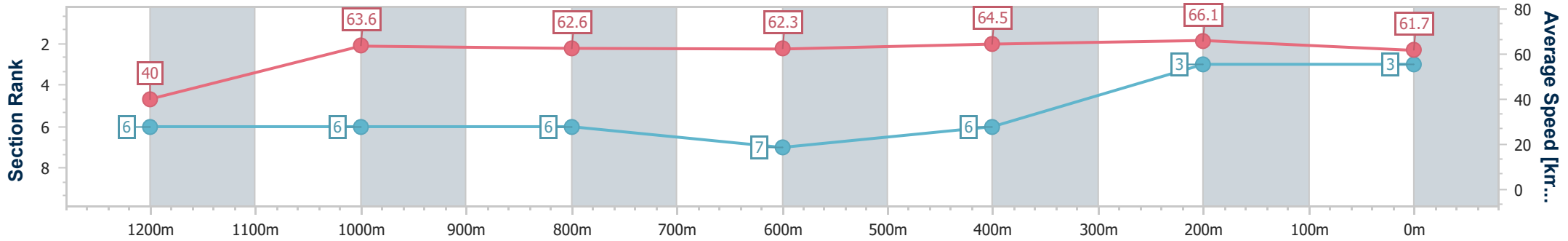
Race 6: CCG Cable Terminations Class 6 Plate - 1300m

28 September 2024 - 15:47

Track Rating: Good 4, Weather: Fine, Rail Position: +3m Entire



Section	Overall	1200m	1000m	800m	600m	400m	200m
Section Times	1:17.67 [3] (0:09.00)	1:08.67 [6] (0:11.35)	0:57.32 [6] (0:11.57)	0:45.75 [6] (0:11.65)	0:34.10 [7] (0:11.43)	0:22.67 [6] (0:10.98)	0:11.69 [3] (0:11.69)
Average Speed [km/h]	40.0	63.6	62.6	62.3	64.5	66.1	61.7
Top Speed [km/h]	60.4	65.1	63.9	63.3	65.8	66.8	66.5
Avg. Dist. to Rail [m]	6.3	2.0	2.5	2.4	2.9	6.4	6.6
Avg. Stride Freq. [Hz]	2.1	2.2	2.2	2.2	2.2	2.4	2.3
Avg. Stride Length [m]	5.3	8.0	8.1	8.0	8.0	7.8	7.6



- [ ] Ranking at each section and finish
- .-.- No data available at this section
- NA No data available



Horse/Jockey Name	Shamedy
Final Rank	4
Fastest Section Time (Section)	0:08.79 (Overall)
Top Speed [km/h] (Section)	66.3 (400m)
Race State	Finished



### Mackay QLD Professional

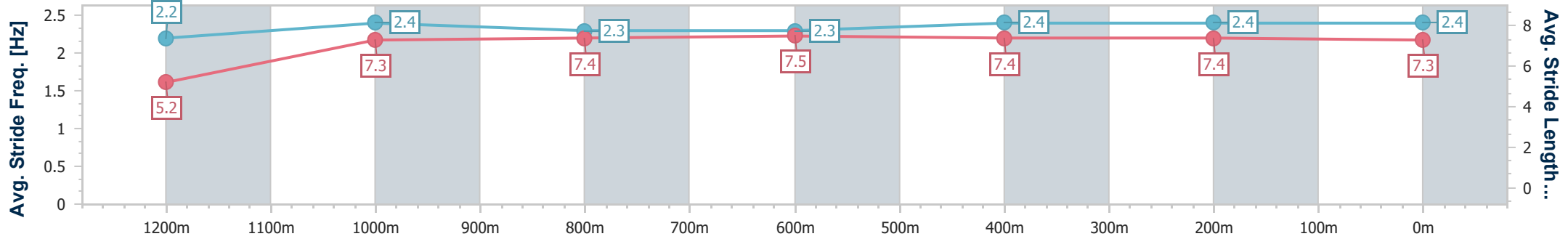
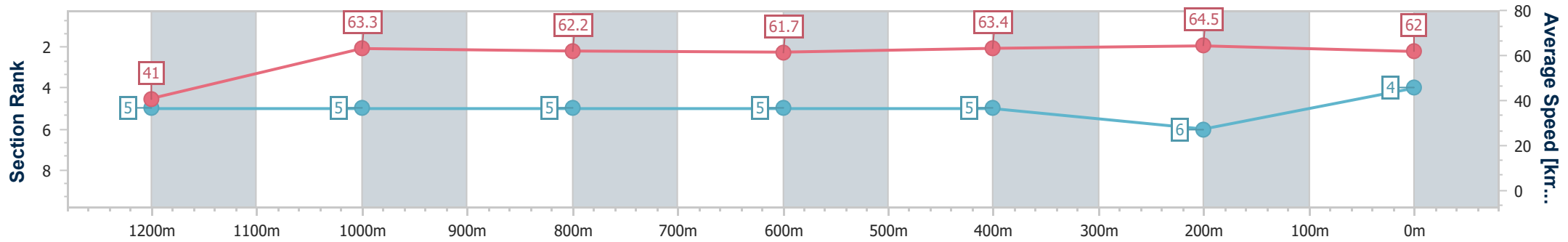
Race 6: CCG Cable Terminations Class 6 Plate - 1300m

28 September 2024 - 15:47

Track Rating: Good 4, Weather: Fine, Rail Position: +3m Entire



Section	Overall	1200m	1000m	800m	600m	400m	200m
Section Times	1:17.71 [4] (0:08.79)	1:08.92 [5] (0:11.39)	0:57.53 [5] (0:11.60)	0:45.93 [5] (0:11.69)	0:34.24 [5] (0:11.43)	0:22.81 [5] (0:11.18)	0:11.63 [6]
Average Speed [km/h]	41.0	63.3	62.2	61.7	63.4	64.5	62.0
Top Speed [km/h]	62.2	64.0	63.4	63.6	64.7	66.3	65.4
Avg. Dist. to Rail [m]	7.3	1.4	0.8	0.3	0.9	2.9	3.6
Avg. Stride Freq. [Hz]	2.2	2.4	2.3	2.3	2.4	2.4	2.4
Avg. Stride Length [m]	5.2	7.3	7.4	7.5	7.4	7.4	7.3



- [ ] Ranking at each section and finish
- .-.- No data available at this section
- NA No data available



Horse/Jockey Name	Sensationabull
Final Rank	5
Fastest Section Time (Section)	0:08.39 (Overall)
Top Speed [km/h] (Section)	65.8 (400m)
Race State	Finished



### Mackay QLD Professional

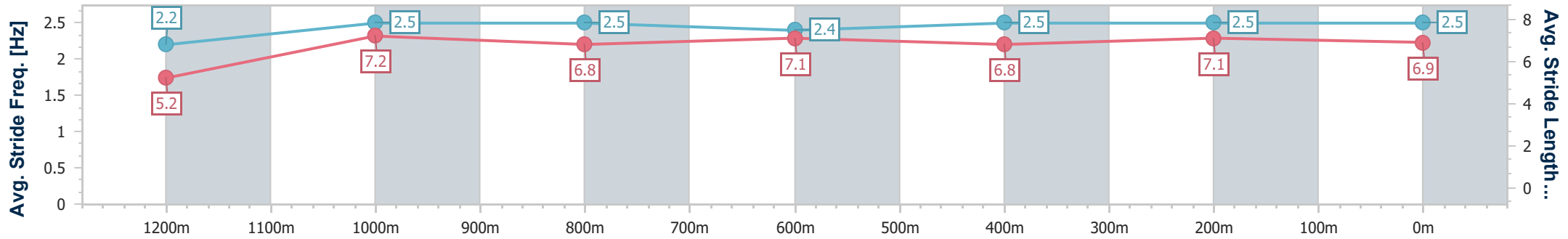
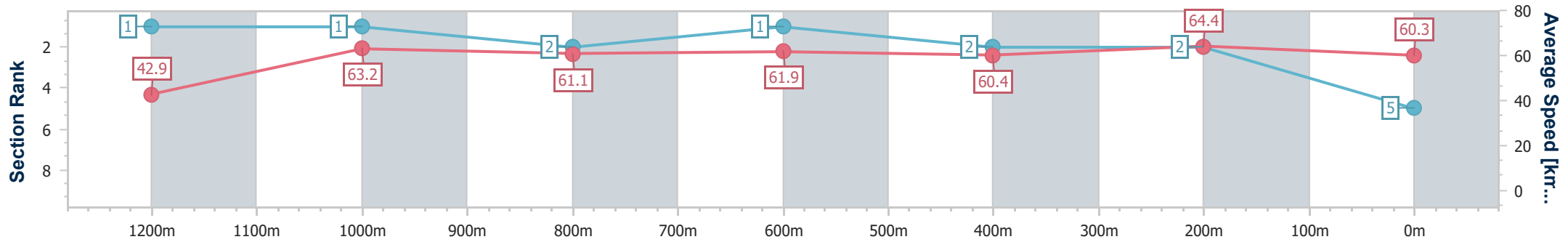
Race 6: CCG Cable Terminations Class 6 Plate - 1300m

28 September 2024 - 15:47

Track Rating: Good 4, Weather: Fine, Rail Position: +3m Entire



Section	Overall	1200m	1000m	800m	600m	400m	200m
Section Times	1:17.75 [5] (0:08.39)	1:09.36 [1] (0:11.43)	0:57.93 [1] (0:11.75)	0:46.18 [2] (0:11.49)	0:34.69 [1] (0:11.62)	0:23.07 [2] (0:11.13)	0:11.94 [2] (0:11.94)
Average Speed [km/h]	42.9	63.2	61.1	61.9	60.4	64.4	60.3
Top Speed [km/h]	59.6	64.0	62.9	62.7	62.5	65.8	63.3
Avg. Dist. to Rail [m]	7.0	1.9	1.1	3.8	2.9	1.6	0.3
Avg. Stride Freq. [Hz]	2.2	2.5	2.5	2.4	2.5	2.5	2.5
Avg. Stride Length [m]	5.2	7.2	6.8	7.1	6.8	7.1	6.9



- [ ] Ranking at each section and finish
- .-.- No data available at this section
- NA No data available





Horse/Jockey Name	Lady Rain
Final Rank	6
Fastest Section Time (Section)	0:08.62 (Overall)
Top Speed [km/h] (Section)	66.2 (400m)
Race State	Finished



### Mackay QLD Professional

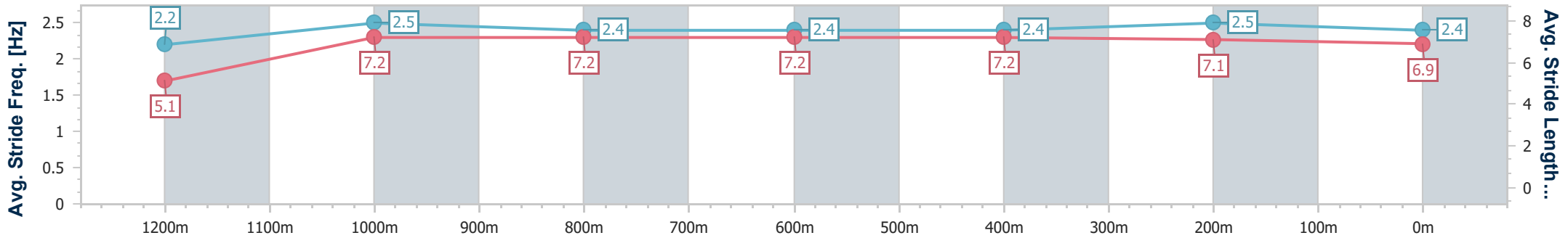
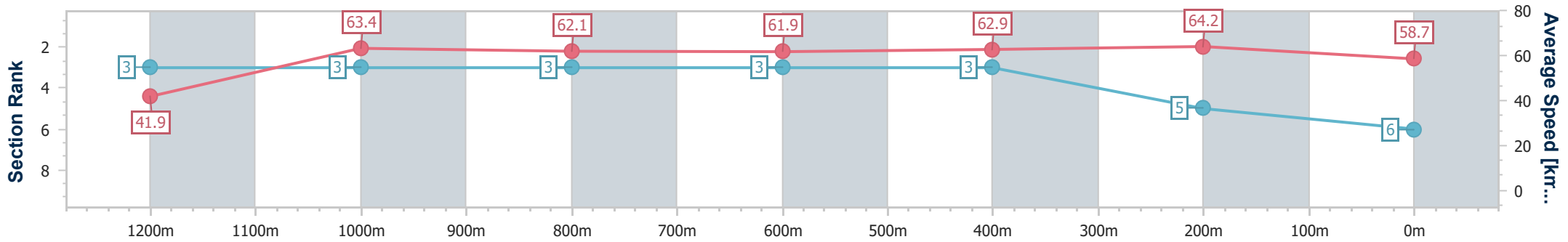
Race 6: CCG Cable Terminations Class 6 Plate - 1300m

28 September 2024 - 15:47

Track Rating: Good 4, Weather: Fine, Rail Position: +3m Entire



Section	Overall	1200m	1000m	800m	600m	400m	200m
Section Times	1:18.29 [6] (0:08.62)	1:09.67 [3] (0:11.41)	0:58.26 [3] (0:11.62)	0:46.64 [3] (0:11.65)	0:34.99 [3] (0:11.51)	0:23.48 [3] (0:11.24)	0:12.24 [5] (0:12.24)
Average Speed [km/h]	41.9	63.4	62.1	61.9	62.9	64.2	58.7
Top Speed [km/h]	60.5	65.3	63.0	63.6	63.6	66.2	64.2
Avg. Dist. to Rail [m]	9.1	2.4	0.8	0.2	0.9	1.8	3.3
Avg. Stride Freq. [Hz]	2.2	2.5	2.4	2.4	2.4	2.5	2.4
Avg. Stride Length [m]	5.1	7.2	7.2	7.2	7.2	7.1	6.9



- [ ] Ranking at each section and finish
- .-.- No data available at this section
- NA No data available



Horse/Jockey Name	Bold Zip
Final Rank	7
Fastest Section Time (Section)	0:09.17 (Overall)
Top Speed [km/h] (Section)	65.3 (1000m)
Race State	Finished



### Mackay QLD Professional

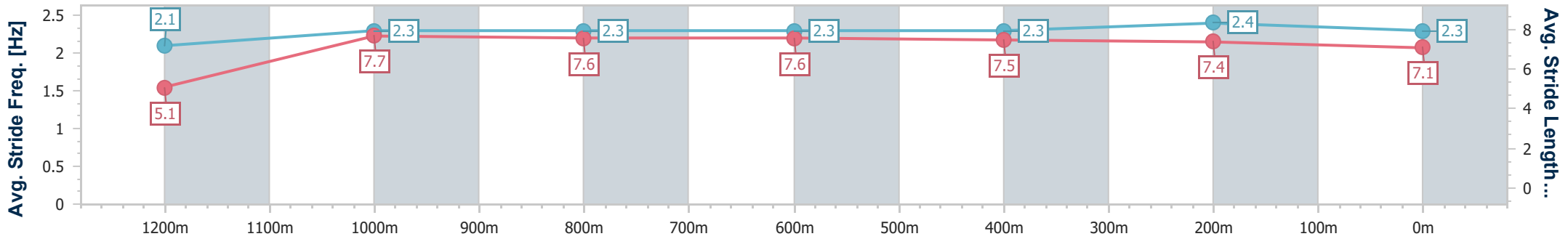
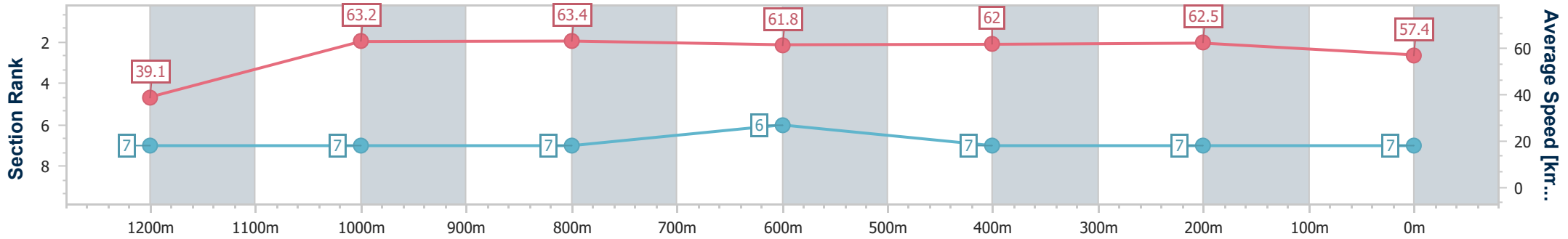
Race 6: CCG Cable Terminations Class 6 Plate - 1300m

28 September 2024 - 15:47

Track Rating: Good 4, Weather: Fine, Rail Position: +3m Entire



Section	Overall	1200m	1000m	800m	600m	400m	200m
Section Times	1:19.16 [7] (0:09.17)	1:09.99 [7] (0:11.45)	0:58.54 [7] (0:11.35)	0:47.19 [7] (0:11.59)	0:35.60 [6] (0:11.57)	0:24.03 [7] (0:11.54)	0:12.49 [7] (0:12.49)
Average Speed [km/h]	39.1	63.2	63.4	61.8	62.0	62.5	57.4
Top Speed [km/h]	60.8	64.1	65.3	63.2	63.0	63.8	62.9
Avg. Dist. to Rail [m]	9.0	2.5	0.7	1.2	1.0	1.6	2.2
Avg. Stride Freq. [Hz]	2.1	2.3	2.3	2.3	2.3	2.4	2.3
Avg. Stride Length [m]	5.1	7.7	7.6	7.6	7.5	7.4	7.1



- [ ] Ranking at each section and finish
- .-.- No data available at this section
- NA No data available



**Mackay QLD Professional**  
**Race 7: Racing Again Thursday 17th October BENCHMARK 55 Handicap**  
**- 1300m**  
**28 September 2024 - 16:26**



MACKAY TURF CLUB  
 Ooralea Racecourse

Track Rating: Good 4, Weather: Fine, Rail Position: +3m Entire

Section		Overall	1200m	1000m	800m	600m	400m	Last 600m				
Field Times		1:16.95 (0:08.38)	1:08.57 (0:10.86)	0:57.71 (0:10.89)	0:46.82 (0:11.35)	0:35.47 (0:11.49)	0:23.98 (0:11.77)	0:35.47				
Rank	TAB Horse/Jockey	Barrier	Top Speed [km/h]	Fastest Section	Distance Travelled [m]							
1	11 LUVIN' OUR GRACE Ryan Wiggins	1	67.3	0:08.84	1:16.95 [1] (0:08.84)	1:08.11 [7] (0:11.22)	0:56.89 [7] (0:10.90)	0:45.99 [7] (0:11.31)	0:34.68 [7] (0:11.44)	0:23.24 [7] (0:11.34)	0:34.68	
2	17 EXCITE CHOO Chris Whiteley	10	66.9	0:08.77	1:17.11 [2] (0:08.77)	1:08.34 [6] (0:11.03)	0:57.31 [6] (0:11.00)	0:46.31 [6] (0:11.33)	0:34.98 [6] (0:11.37)	0:23.61 [6] (0:11.39)	0:34.98	-6
3	14 MR GREY Adrian Layt	4	67.1	0:08.43	1:17.28 [3] (0:08.43)	1:08.85 [2] (0:11.02)	0:57.83 [4] (0:10.98)	0:46.85 [4] (0:11.25)	0:35.60 [3] (0:11.56)	0:24.04 [4] (0:11.75)	0:35.60	-1
4	12 MICROWAVE JENNY Jackson Murphy	16	67.0	0:08.72	1:17.35 [4] (0:08.72)	1:08.63 [5] (0:11.06)	0:57.57 [5] (0:11.01)	0:46.56 [5] (0:11.28)	0:35.28 [5] (0:11.41)	0:23.87 [5] (0:11.72)	0:35.28	+1
5	8 MIL CIENTO Justin Huxtable	13	67.0	0:09.56	1:17.43 [5] (0:09.56)	1:07.87 [10] (0:11.02)	0:56.85 [10] (0:10.87)	0:45.98 [9] (0:11.27)	0:34.71 [9] (0:11.30)	0:23.41 [9] (0:11.41)	0:34.71	-4
6	2 EARLY FUSION McKenzie Apel	5	69.2	0:08.57	1:17.48 [6] (0:08.57)	1:08.91 [4] (0:10.67)	0:58.24 [1] (0:10.89)	0:47.35 [1] (0:11.35)	0:36.00 [1] (0:11.49)	0:24.51 [1] (0:11.77)	0:36.00	-3
7	3 CHILLI PALMER Carl Spry	15	67.9	0:08.44	1:17.82 [7] (0:08.44)	1:09.38 [3] (0:10.84)	0:58.54 [2] (0:10.93)	0:47.61 [2] (0:11.36)	0:36.25 [2] (0:11.53)	0:24.72 [2] (0:11.80)	0:36.25	+3
8	5 I SAY BOOM Leah Martyn	19	67.3	0:09.32	1:17.96 [8] (0:09.32)	1:08.64 [9] (0:11.24)	0:57.40 [9] (0:11.00)	0:46.40 [10] (0:11.20)	0:35.20 [10] (0:11.55)	0:23.65 [10] (0:11.60)	0:35.20	+2
9	16 EYES ARE LION Olivia Kendal	2	67.6	0:08.38	1:18.01 [9] (0:08.38)	1:09.63 [1] (0:11.02)	0:58.61 [3] (0:11.03)	0:47.58 [3] (0:11.36)	0:36.22 [4] (0:11.43)	0:24.79 [3] (0:11.89)	0:36.22	-3
10	15 WANDJINA SPIRIT Adam Sewell	11	67.6	0:09.04	1:19.11 [10] (0:09.04)	1:10.07 [8] (0:11.12)	0:58.95 [8] (0:10.87)	0:48.08 [8] (0:11.36)	0:36.72 [8] (0:11.63)	0:25.09 [8] (0:11.89)	0:36.72	+3

Scratched: Platform (#1), Three Wise Men (#4), Tycoon Baby (#6), Bromes (#7), Just Frank (#19), Lenny Rocket (#18), Acoustix (#13), Terminus (#9), Sensationabull (#10)

[ ] Ranking at each section and finish  
 -:-:- No data available at this section  
 NA No data available

SCN Saddle cloth number  
 DNF Did not finish  
 DNT Did not track



# Mackay QLD Professional

## Race 7: Racing Again Thursday 17th October BENCHMARK 55 Handicap - 1300m

28 September 2024 - 16:26



MACKAY TURF CLUB  
Ooralea Racecourse

Track Rating: Good 4, Weather: Fine, Rail Position: +3m Entire

Section							200m			Last 600m
Field Times							0:12.21			0:35.47
Rank	TAB	Horse/Jockey	Barrier	Top Speed [km/h]	Fastest Section	Margin				Distance Travelled [m]
1	11	LUVIN' OUR GRACE Ryan Wiggins	1	67.3 1000m	0:08.84 Overall	0:11.90 [5] (0:11.90)	1:16.95		0:34.68	
2	17	EXCITE CHOO Chris Whiteley	10	66.9 1000m	0:08.77 Overall	0:12.22 [2] (0:12.22)	0.94L		0:34.98	-6
3	14	MR GREY Adrian Layt	4	67.1 1200m	0:08.43 Overall	0:12.29 [4] (0:12.29)	1.95L		0:35.60	-1
4	12	MICROWAVE JENNY Jackson Murphy	16	67.0 1000m	0:08.72 Overall	0:12.15 [7] (0:12.15)	2.38L		0:35.28	+1
5	8	MIL CIENTO Justin Huxtable	13	67.0 1000m	0:09.56 Overall	0:12.00 [8] (0:12.00)	2.85L		0:34.71	-4
6	2	EARLY FUSION McKenzie Apel	5	69.2 1200m	0:08.57 Overall	0:12.74 [1] (0:12.74)	3.13L		0:36.00	-3
7	3	CHILLI PALMER Carl Spry	15	67.9 1200m	0:08.44 Overall	0:12.92 [3] (0:12.92)	5.15L		0:36.25	+3
8	5	I SAY BOOM Leah Martyn	19	67.3 1200m	0:09.32 Overall	0:12.05 [10] (0:12.05)	5.97L		0:35.20	+2
9	16	EYES ARE LION Olivia Kendal	2	67.6 1200m	0:08.38 Overall	0:12.90 [6] (0:12.90)	6.26L		0:36.22	-3
10	15	WANDJINA SPIRIT Adam Sewell	11	67.6 1000m	0:09.04 Overall	0:13.20 [9] (0:13.20)	12.73L		0:36.72	+3

Scratched: Platform (#1), Three Wise Men (#4), Tycoon Baby (#6), Bromes (#7), Just Frank (#19), Lenny Rocket (#18), Acoustix (#13), Terminus (#9), Sensationabull (#10)

Report Created: Sat 28 September 2024 16:43 GM (Note: Timing is based on position data)

Page 2/12

[ ] Ranking at each section and finish  
-:--:-- No data available at this section  
NA No data available

SCN Saddle cloth number  
DNF Did not finish  
DNT Did not track

data processed by TRIPLES DATA



Horse/Jockey Name	Luvin' Our Grace
Final Rank	1
Fastest Section Time (Section)	0:08.84 (Overall)
Top Speed [km/h] (Section)	67.3 (1000m)
Race State	Finished



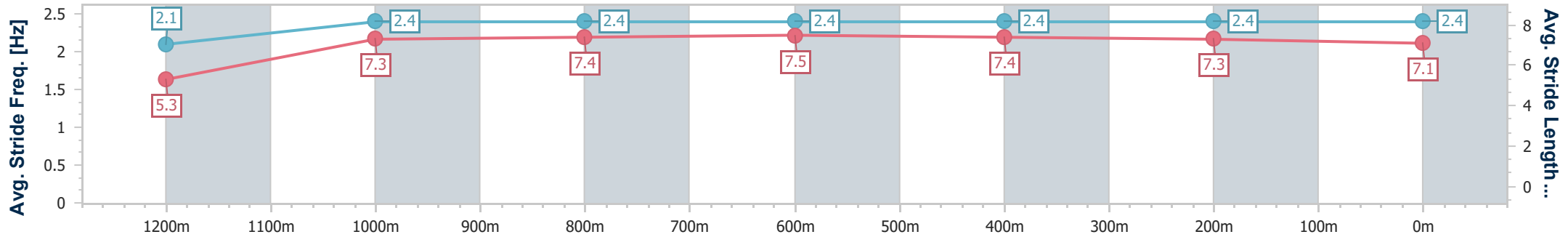
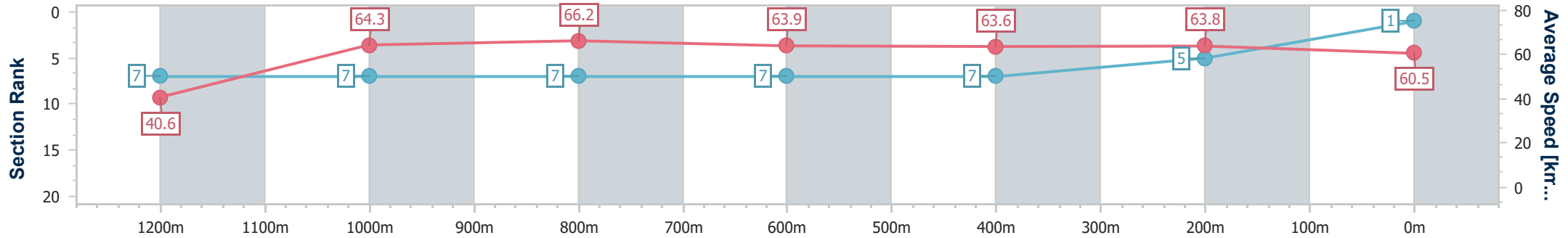
Mackay QLD Professional  
Race 7: Racing Again Thursday 17th October BENCHMARK 55  
Handicap - 1300m



28 September 2024 - 16:26

Track Rating: Good 4, Weather: Fine, Rail Position: +3m Entire

Section	Overall	1200m	1000m	800m	600m	400m	200m
Section Times	1:16.95 [1] (0:08.84)	1:08.11 [7] (0:11.22)	0:56.89 [7] (0:10.90)	0:45.99 [7] (0:11.31)	0:34.68 [7] (0:11.44)	0:23.24 [7] (0:11.34)	0:11.90 [5] (0:11.90)
Average Speed [km/h]	40.6	64.3	66.2	63.9	63.6	63.8	60.5
Top Speed [km/h]	61.7	66.1	67.3	66.5	65.2	64.9	63.7
Avg. Dist. to Rail [m]	5.6	1.5	0.9	1.4	1.3	3.3	4.8
Avg. Stride Freq. [Hz]	2.1	2.4	2.4	2.4	2.4	2.4	2.4
Avg. Stride Length [m]	5.3	7.3	7.4	7.5	7.4	7.3	7.1



- [ ] Ranking at each section and finish
- .-.- No data available at this section
- NA No data available



Horse/Jockey Name	Excite Choo
Final Rank	2
Fastest Section Time (Section)	0:08.77 (Overall)
Top Speed [km/h] (Section)	66.9 (1000m)
Race State	Finished



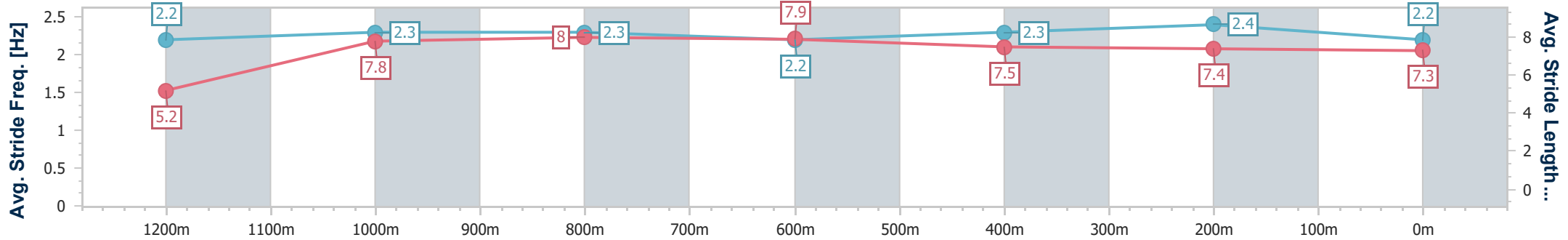
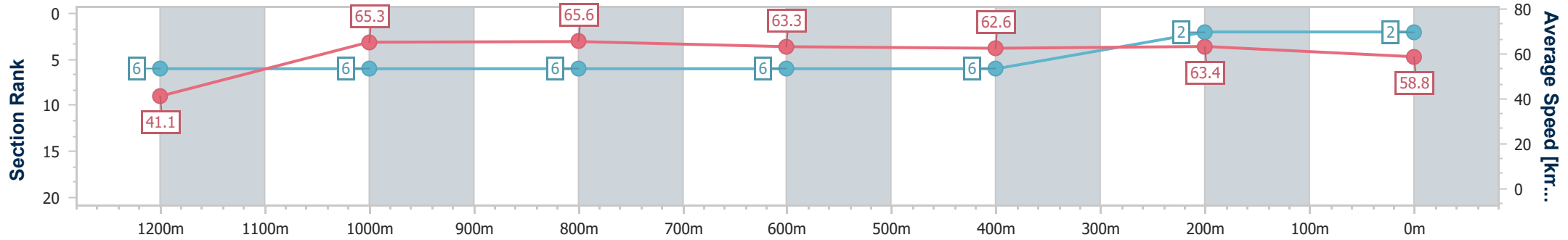
Mackay QLD Professional  
Race 7: Racing Again Thursday 17th October BENCHMARK 55  
Handicap - 1300m



28 September 2024 - 16:26

Track Rating: Good 4, Weather: Fine, Rail Position: +3m Entire

Section	Overall	1200m	1000m	800m	600m	400m	200m
Section Times	1:17.11 [2] (0:08.77)	1:08.34 [6] (0:11.03)	0:57.31 [6] (0:11.00)	0:46.31 [6] (0:11.33)	0:34.98 [6] (0:11.37)	0:23.61 [6] (0:11.39)	0:12.22 [2] (0:12.22)
Average Speed [km/h]	41.1	65.3	65.6	63.3	62.6	63.4	58.8
Top Speed [km/h]	62.3	66.5	66.9	64.9	63.5	65.1	62.7
Avg. Dist. to Rail [m]	7.8	0.7	0.3	0.5	1.4	2.4	2.8
Avg. Stride Freq. [Hz]	2.2	2.3	2.3	2.2	2.3	2.4	2.2
Avg. Stride Length [m]	5.2	7.8	8.0	7.9	7.5	7.4	7.3



- [ ] Ranking at each section and finish
- .-.- No data available at this section
- NA No data available



Horse/Jockey Name	Mr Grey
Final Rank	3
Fastest Section Time (Section)	0:08.43 (Overall)
Top Speed [km/h] (Section)	67.1 (1200m)
Race State	Finished



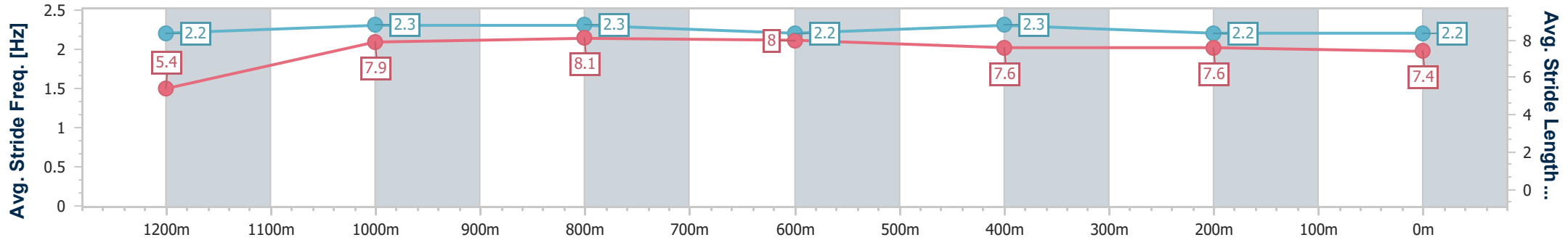
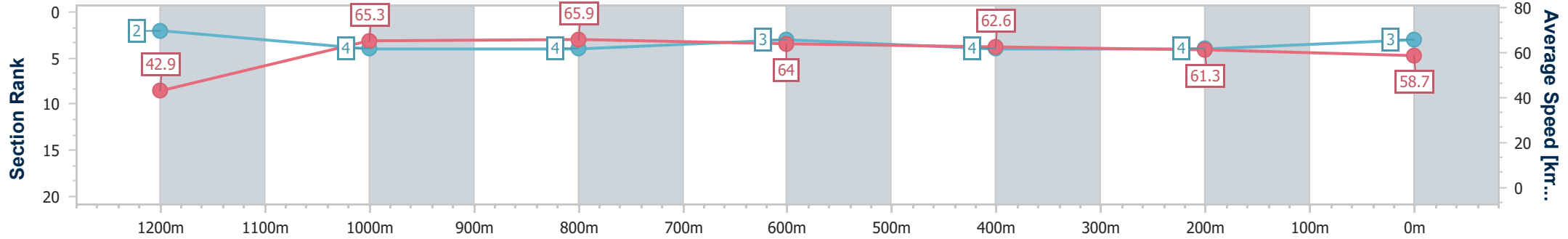
Mackay QLD Professional  
Race 7: Racing Again Thursday 17th October BENCHMARK 55  
Handicap - 1300m



28 September 2024 - 16:26

Track Rating: Good 4, Weather: Fine, Rail Position: +3m Entire

Section	Overall	1200m	1000m	800m	600m	400m	200m
Section Times	1:17.28 [3] (0:08.43)	1:08.85 [2] (0:11.02)	0:57.83 [4] (0:10.98)	0:46.85 [4] (0:11.25)	0:35.60 [3] (0:11.56)	0:24.04 [4] (0:11.75)	0:12.29 [4] (0:12.29)
Average Speed [km/h]	42.9	65.3	65.9	64.0	62.6	61.3	58.7
Top Speed [km/h]	62.6	67.1	67.1	65.4	63.7	61.9	61.2
Avg. Dist. to Rail [m]	5.0	1.0	1.1	0.4	0.9	1.3	3.4
Avg. Stride Freq. [Hz]	2.2	2.3	2.3	2.2	2.3	2.2	2.2
Avg. Stride Length [m]	5.4	7.9	8.1	8.0	7.6	7.6	7.4



- [ ] Ranking at each section and finish
- .-.- No data available at this section
- NA No data available



Horse/Jockey Name	Microwave Jenny
Final Rank	4
Fastest Section Time (Section)	0:08.72 (Overall)
Top Speed [km/h] (Section)	67.0 (1000m)
Race State	Finished



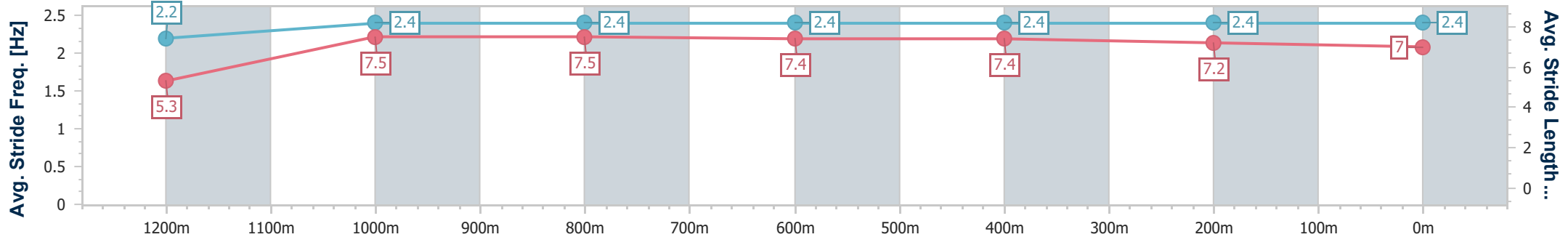
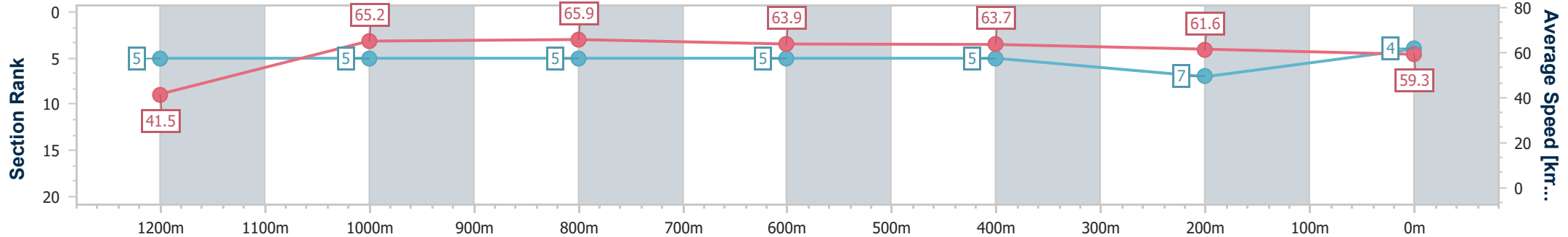
Mackay QLD Professional  
Race 7: Racing Again Thursday 17th October BENCHMARK 55  
Handicap - 1300m



28 September 2024 - 16:26

Track Rating: Good 4, Weather: Fine, Rail Position: +3m Entire

Section	Overall	1200m	1000m	800m	600m	400m	200m
Section Times	1:17.35 [4] (0:08.72)	1:08.63 [5] (0:11.06)	0:57.57 [5] (0:11.01)	0:46.56 [5] (0:11.28)	0:35.28 [5] (0:11.41)	0:23.87 [5] (0:11.72)	0:12.15 [7] (0:12.15)
Average Speed [km/h]	41.5	65.2	65.9	63.9	63.7	61.6	59.3
Top Speed [km/h]	62.1	66.0	67.0	65.7	64.1	63.3	62.2
Avg. Dist. to Rail [m]	10.6	2.4	1.7	1.7	0.9	4.2	6.3
Avg. Stride Freq. [Hz]	2.2	2.4	2.4	2.4	2.4	2.4	2.4
Avg. Stride Length [m]	5.3	7.5	7.5	7.4	7.4	7.2	7.0



- [ ] Ranking at each section and finish
- .-.- No data available at this section
- NA No data available





Horse/Jockey Name	Mil Ciento
Final Rank	5
Fastest Section Time (Section)	0:09.56 (Overall)
Top Speed [km/h] (Section)	67.0 (1000m)
Race State	Finished



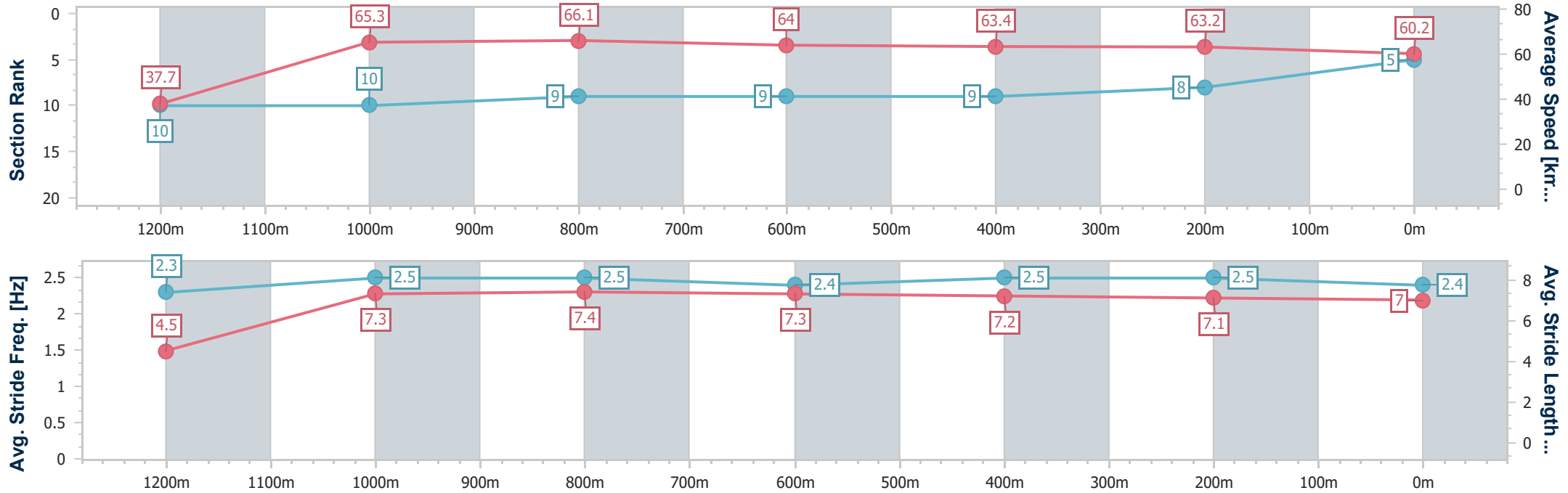
Mackay QLD Professional  
Race 7: Racing Again Thursday 17th October BENCHMARK 55  
Handicap - 1300m



28 September 2024 - 16:26

Track Rating: Good 4, Weather: Fine, Rail Position: +3m Entire

Section	Overall	1200m	1000m	800m	600m	400m	200m
Section Times	1:17.43 [5] (0:09.56)	1:07.87 [10] (0:11.02)	0:56.85 [10] (0:10.87)	0:45.98 [9] (0:11.27)	0:34.71 [9] (0:11.30)	0:23.41 [9] (0:11.41)	0:12.00 [8] (0:12.00)
Average Speed [km/h]	37.7	65.3	66.1	64.0	63.4	63.2	60.2
Top Speed [km/h]	63.2	66.7	67.0	65.9	64.8	64.0	62.8
Avg. Dist. to Rail [m]	8.6	0.4	0.6	0.5	0.2	3.7	6.4
Avg. Stride Freq. [Hz]	2.3	2.5	2.5	2.4	2.5	2.5	2.4
Avg. Stride Length [m]	4.5	7.3	7.4	7.3	7.2	7.1	7.0



- [ ] Ranking at each section and finish
- .-.- No data available at this section
- NA No data available



Horse/Jockey Name	Early Fusion
Final Rank	6
Fastest Section Time (Section)	0:08.57 (Overall)
Top Speed [km/h] (Section)	69.2 (1200m)
Race State	Finished



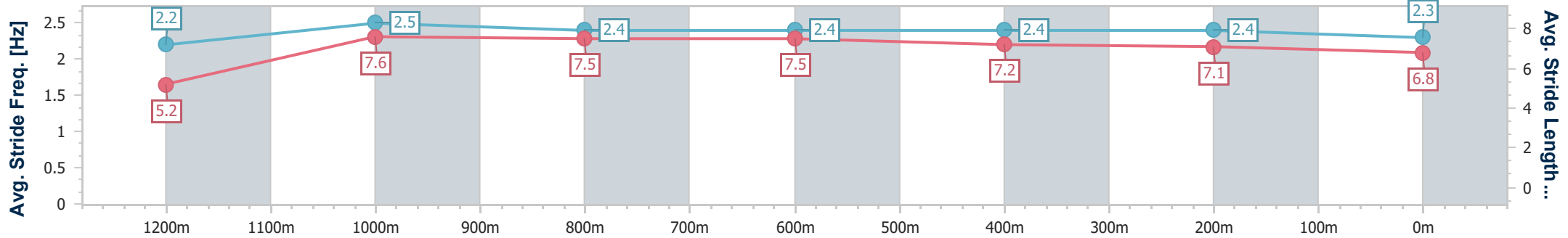
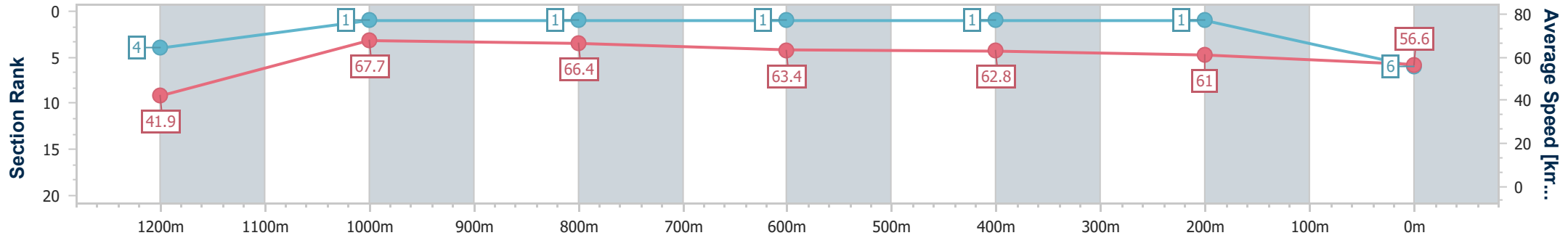
Mackay QLD Professional  
Race 7: Racing Again Thursday 17th October BENCHMARK 55  
Handicap - 1300m



28 September 2024 - 16:26

Track Rating: Good 4, Weather: Fine, Rail Position: +3m Entire

Section	Overall	1200m	1000m	800m	600m	400m	200m
Section Times	1:17.48 [6] (0:08.57)	1:08.91 [4] (0:10.67)	0:58.24 [1] (0:10.89)	0:47.35 [1] (0:11.35)	0:36.00 [1] (0:11.49)	0:24.51 [1] (0:11.77)	0:12.74 [1] (0:12.74)
Average Speed [km/h]	41.9	67.7	66.4	63.4	62.8	61.0	56.6
Top Speed [km/h]	64.1	69.2	68.2	65.5	63.3	62.6	59.6
Avg. Dist. to Rail [m]	6.3	1.3	0.7	0.9	0.2	0.8	1.6
Avg. Stride Freq. [Hz]	2.2	2.5	2.4	2.4	2.4	2.4	2.3
Avg. Stride Length [m]	5.2	7.6	7.5	7.5	7.2	7.1	6.8



- [ ] Ranking at each section and finish
- .-.- No data available at this section
- NA No data available



Horse/Jockey Name	Chilli Palmer
Final Rank	7
Fastest Section Time (Section)	0:08.44 (Overall)
Top Speed [km/h] (Section)	67.9 (1200m)
Race State	Finished



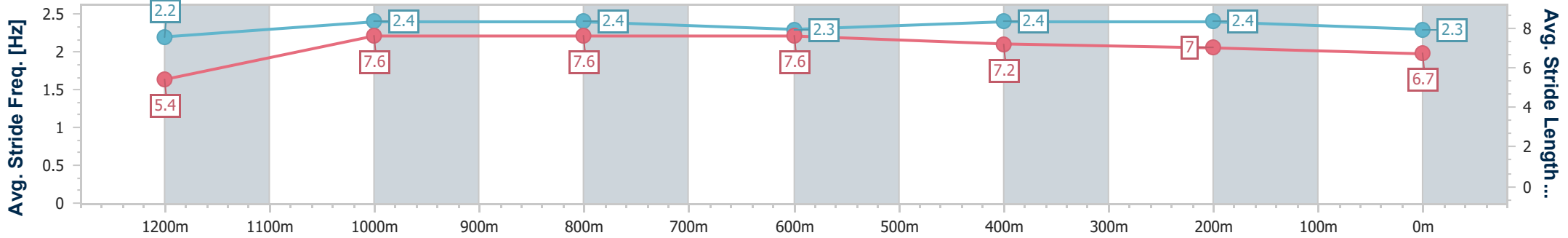
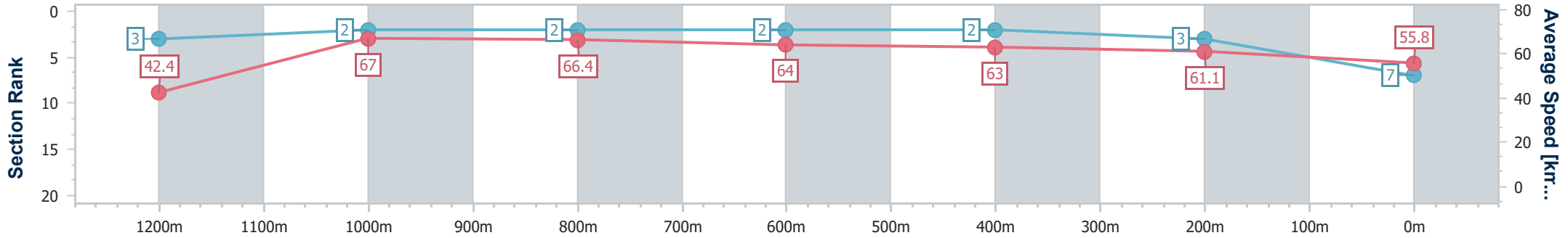
Mackay QLD Professional  
Race 7: Racing Again Thursday 17th October BENCHMARK 55  
Handicap - 1300m



28 September 2024 - 16:26

Track Rating: Good 4, Weather: Fine, Rail Position: +3m Entire

Section	Overall	1200m	1000m	800m	600m	400m	200m
Section Times	1:17.82 [7] (0:08.44)	1:09.38 [3] (0:10.84)	0:58.54 [2] (0:10.93)	0:47.61 [2] (0:11.36)	0:36.25 [2] (0:11.53)	0:24.72 [2] (0:11.80)	0:12.92 [3] (0:12.92)
Average Speed [km/h]	42.4	67.0	66.4	64.0	63.0	61.1	55.8
Top Speed [km/h]	64.5	67.9	67.9	65.6	64.4	62.2	59.0
Avg. Dist. to Rail [m]	10.3	3.6	2.6	3.4	1.4	1.5	2.4
Avg. Stride Freq. [Hz]	2.2	2.4	2.4	2.3	2.4	2.4	2.3
Avg. Stride Length [m]	5.4	7.6	7.6	7.6	7.2	7.0	6.7



- [ ] Ranking at each section and finish
- .-.- No data available at this section
- NA No data available



Horse/Jockey Name	I Say Boom
Final Rank	8
Fastest Section Time (Section)	0:09.32 (Overall)
Top Speed [km/h] (Section)	67.3 (1200m)
Race State	Finished



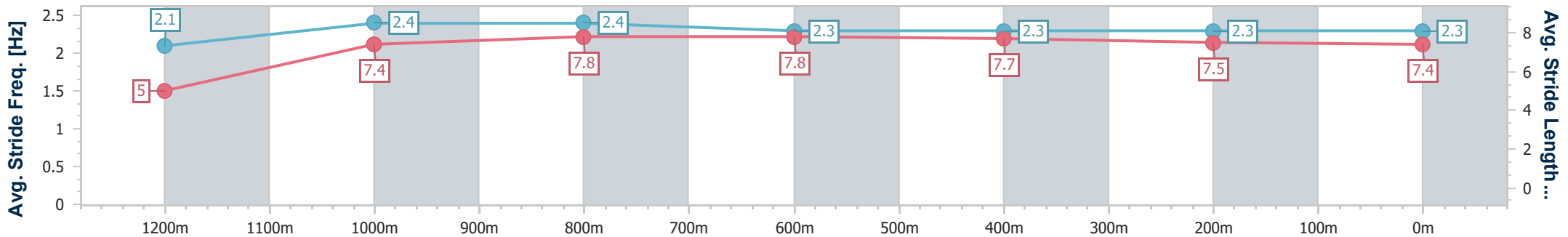
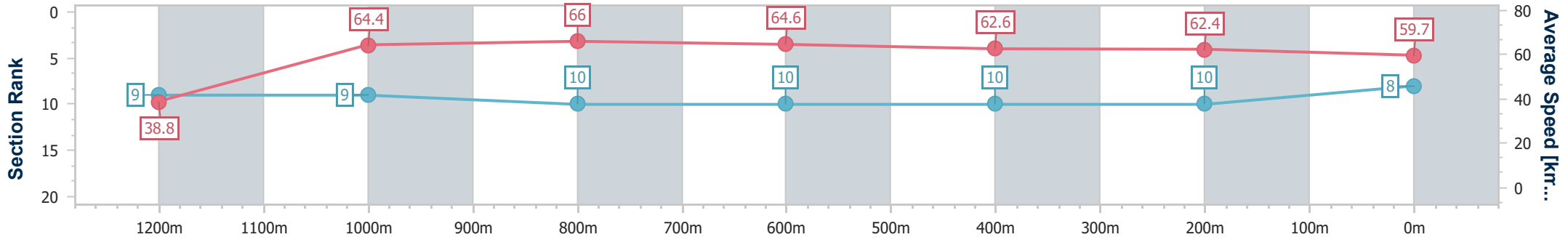
Mackay QLD Professional  
Race 7: Racing Again Thursday 17th October BENCHMARK 55  
Handicap - 1300m



28 September 2024 - 16:26

Track Rating: Good 4, Weather: Fine, Rail Position: +3m Entire

Section	Overall	1200m	1000m	800m	600m	400m	200m
Section Times	1:17.96 [8] (0:09.32)	1:08.64 [9] (0:11.24)	0:57.40 [9] (0:11.00)	0:46.40 [10] (0:11.20)	0:35.20 [10] (0:11.55)	0:23.65 [10] (0:11.60)	0:12.05 [10] (0:12.05)
Average Speed [km/h]	38.8	64.4	66.0	64.6	62.6	62.4	59.7
Top Speed [km/h]	60.2	67.3	67.3	66.9	63.6	62.9	62.9
Avg. Dist. to Rail [m]	11.1	2.9	2.1	2.0	1.2	1.5	3.8
Avg. Stride Freq. [Hz]	2.1	2.4	2.4	2.3	2.3	2.3	2.3
Avg. Stride Length [m]	5.0	7.4	7.8	7.8	7.7	7.5	7.4



- [ ] Ranking at each section and finish
- .-.- No data available at this section
- NA No data available



Horse/Jockey Name	Eyes Are Lion
Final Rank	9
Fastest Section Time (Section)	0:08.38 (Overall)
Top Speed [km/h] (Section)	67.6 (1200m)
Race State	Finished



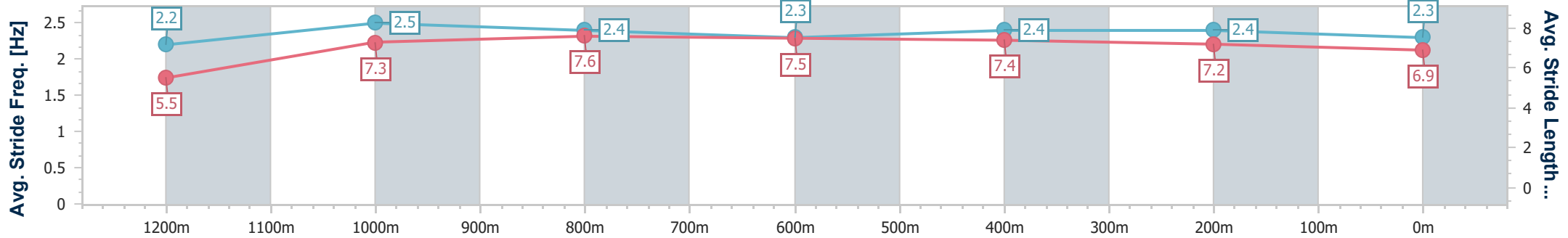
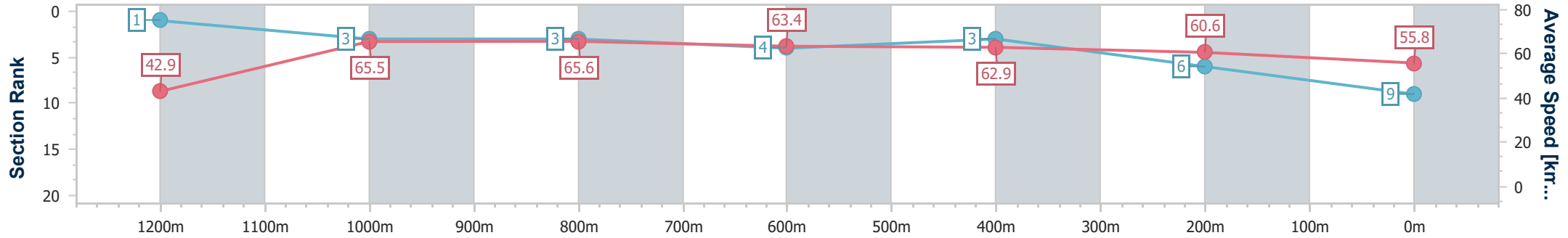
Mackay QLD Professional  
Race 7: Racing Again Thursday 17th October BENCHMARK 55  
Handicap - 1300m



28 September 2024 - 16:26

Track Rating: Good 4, Weather: Fine, Rail Position: +3m Entire

Section	Overall	1200m	1000m	800m	600m	400m	200m
Section Times	1:18.01 [9] (0:08.38)	1:09.63 [1] (0:11.02)	0:58.61 [3] (0:11.03)	0:47.58 [3] (0:11.36)	0:36.22 [4] (0:11.43)	0:24.79 [3] (0:11.89)	0:12.90 [6] (0:12.90)
Average Speed [km/h]	42.9	65.5	65.6	63.4	62.9	60.6	55.8
Top Speed [km/h]	62.4	67.6	66.1	65.1	64.4	61.5	59.3
Avg. Dist. to Rail [m]	5.4	1.2	0.8	0.5	0.4	0.6	0.8
Avg. Stride Freq. [Hz]	2.2	2.5	2.4	2.3	2.4	2.4	2.3
Avg. Stride Length [m]	5.5	7.3	7.6	7.5	7.4	7.2	6.9



- [ ] Ranking at each section and finish
- .-.- No data available at this section
- NA No data available



Horse/Jockey Name	Wandjina Spirit
Final Rank	10
Fastest Section Time (Section)	0:09.04 (Overall)
Top Speed [km/h] (Section)	67.6 (1000m)
Race State	Finished



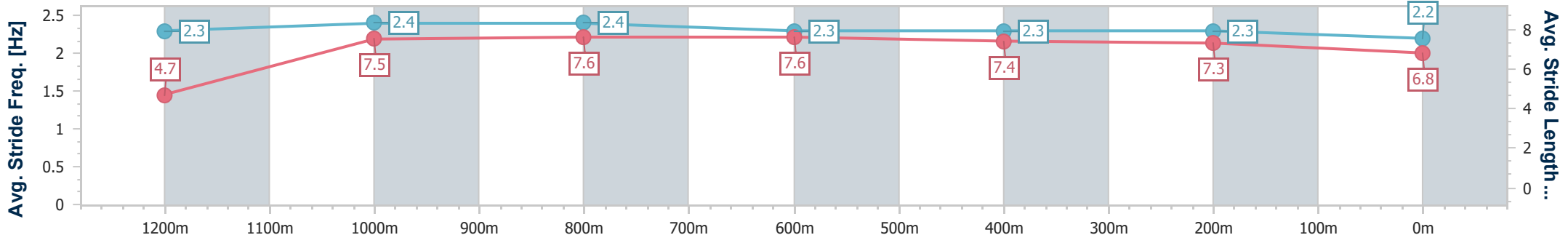
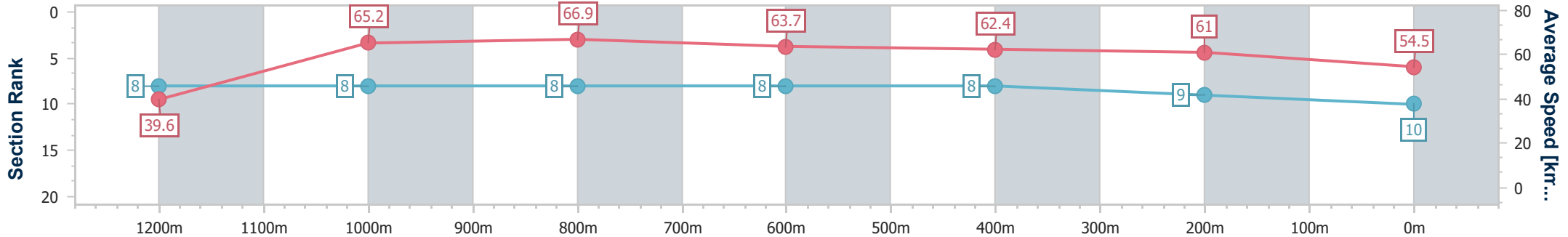
Mackay QLD Professional  
Race 7: Racing Again Thursday 17th October BENCHMARK 55  
Handicap - 1300m



28 September 2024 - 16:26

Track Rating: Good 4, Weather: Fine, Rail Position: +3m Entire

Section	Overall	1200m	1000m	800m	600m	400m	200m
Section Times	1:19.11 [10] (0:09.04)	1:10.07 [8] (0:11.12)	0:58.95 [8] (0:10.87)	0:48.08 [8] (0:11.36)	0:36.72 [8] (0:11.63)	0:25.09 [8] (0:11.89)	0:13.20 [9] (0:13.20)
Average Speed [km/h]	39.6	65.2	66.9	63.7	62.4	61.0	54.5
Top Speed [km/h]	63.7	66.3	67.6	66.6	62.9	62.1	59.9
Avg. Dist. to Rail [m]	8.3	2.7	1.8	1.7	1.3	3.4	4.1
Avg. Stride Freq. [Hz]	2.3	2.4	2.4	2.3	2.3	2.3	2.2
Avg. Stride Length [m]	4.7	7.5	7.6	7.6	7.4	7.3	6.8



- [ ] Ranking at each section and finish
- .-.- No data available at this section
- NA No data available