



Townsville QLD Professional

Race 1: Great Northern Brewing Co QTIS Three-Years-Old Maiden Handicap - 1200m

06 October 2024 - 12:16



Track Rating: Soft 5, Weather: Fine, Rail Position: +2.5m Entire

Section		Field Times											Last 600m	
		Overall	1000m	800m	600m	400m	200m						0:35.44	
		1:10.08 (0:12.59)	0:57.49 (0:10.87)	0:46.62 (0:11.18)	0:35.44 (0:11.22)	0:24.22 (0:11.57)	0:12.65 (0:12.65)							
Rank	TAB	Horse/Jockey	Barrier	Top Speed [km/h]	Fastest Section								Margin	Distance Travelled [m]
1	4	FORGETABOUTIT Carl Spry	5	69.2 1000m	0:10.62 1000m	1:10.08 [1] (0:13.10)	0:56.98 [4] (0:10.62)	0:46.36 [3] (0:11.03)	0:35.33 [3] (0:11.43)	0:23.90 [3] (0:11.61)	0:12.29 [2] (0:12.29)	1:10.08	0:35.33	
2	6	UMABETT Nathan Thomas	3	69.0 1000m	0:10.84 1000m	1:10.25 [2] (0:13.19)	0:57.06 [6] (0:10.84)	0:46.22 [5] (0:11.14)	0:35.08 [5] (0:11.18)	0:23.90 [4] (0:11.58)	0:12.32 [3] (0:12.32)	1L	0:35.08	+6
3	8	ITHINKBETTA Justin Huxtable	10	68.2 1000m	0:10.87 1000m	1:10.34 [3] (0:12.59)	0:57.75 [1] (0:10.87)	0:46.88 [1] (0:11.18)	0:35.70 [1] (0:11.22)	0:24.48 [1] (0:11.57)	0:12.91 [1] (0:12.91)	1.49L	0:35.70	+5
4	3	ARTHUR'S DREAM Tasha Chambers	6	67.8 1000m	0:11.04 1000m	1:10.65 [4] (0:12.92)	0:57.73 [3] (0:11.04)	0:46.69 [4] (0:11.19)	0:35.50 [4] (0:11.35)	0:24.15 [5] (0:11.77)	0:12.38 [5] (0:12.38)	3.34L	0:35.50	+6
5	11	MISHANI TALENT Michael Murphy	2	67.2 800m	0:11.04 800m	1:10.85 [5] (0:13.62)	0:57.23 [9] (0:11.21)	0:46.02 [10] (0:11.04)	0:34.98 [9] (0:11.25)	0:23.73 [8] (0:11.55)	0:12.18 [6] (0:12.18)	4.53L	0:34.98	+0
6	7	ALLEZ PARIS Adam Sewell	7	68.8 1000m	0:10.76 1000m	1:10.91 [6] (0:12.77)	0:58.14 [2] (0:10.76)	0:47.38 [2] (0:11.14)	0:36.24 [2] (0:11.33)	0:24.91 [2] (0:12.00)	0:12.91 [4] (0:12.91)	4.88L	0:36.24	+5
7	9	HOLD MY HALO Chris Whiteley	11	68.0 1000m	0:11.03 1000m	1:11.41 [7] (0:13.66)	0:57.75 [10] (0:11.03)	0:46.72 [9] (0:11.26)	0:35.46 [10] (0:11.58)	0:23.88 [10] (0:11.56)	0:12.32 [9] (0:12.32)	7.82L	0:35.46	+14
8	10	SUGAR QUEEN Chelsea Jovic	9	67.9 Overall	0:11.17 600m	1:11.58 [8] (0:13.18)	0:58.40 [5] (0:11.23)	0:47.17 [6] (0:11.21)	0:35.96 [7] (0:11.17)	0:24.79 [6] (0:11.94)	0:12.85 [7] (0:12.85)	8.82L	0:35.96	+7
9	14	MISHANI VOLTAGE Lacey Morrison	4	66.9 800m	0:11.10 1000m	1:11.63 [9] (0:14.09)	0:57.54 [11] (0:11.10)	0:46.44 [11] (0:11.10)	0:35.34 [11] (0:11.55)	0:23.79 [11] (0:11.57)	0:12.22 [11] (0:12.22)	9.09L	0:35.34	+5
10	5	NEPTUNE LEGEND Nathan Day	8	66.7 1000m	0:11.07 1000m	1:11.68 [10] (0:13.55)	0:58.13 [8] (0:11.07)	0:47.06 [8] (0:11.24)	0:35.82 [8] (0:11.58)	0:24.24 [9] (0:11.92)	0:12.32 [10] (0:12.32)	9.39L	0:35.82	+6

Scratched: Raffy's Girl (#13), Woodstock Rock (#1), Gee Up (#2)



Townsville QLD Professional
Race 1: Great Northern Brewing Co QTIS Three-Years-Old Maiden Handicap - 1200m
06 October 2024 - 12:16



Track Rating: Soft 5, Weather: Fine, Rail Position: +2.5m Entire

Section	Overall	1000m	800m	600m	400m	200m	Last 600m
Field Times	1:10.08 (0:12.59)	0:57.49 (0:10.87)	0:46.62 (0:11.18)	0:35.44 (0:11.22)	0:24.22 (0:11.57)	0:12.65 (0:12.65)	0:35.44

Rank	TAB	Horse/Jockey	Barrier	Top Speed [km/h]	Fastest Section	Margin	Distance Travelled [m]
11	12	MISHANI DELTA	1	67.9	0:11.03	10.08L	+1
		Jason Taylor		1000m	1000m		

Scratched: Raffy's Girl (#13), Woodstock Rock (#1), Gee Up (#2)

[] Ranking at each section and finish
 -:-:- No data available at this section
 NA No data available

SCN Saddle cloth number
 DNF Did not finish
 DNT Did not track



Horse/Jockey Name	Forgetaboutit
Final Rank	1
Fastest Section Time (Section)	0:10.62 (1000m)
Top Speed [km/h] (Section)	69.2 (1000m)
Race State	Finished



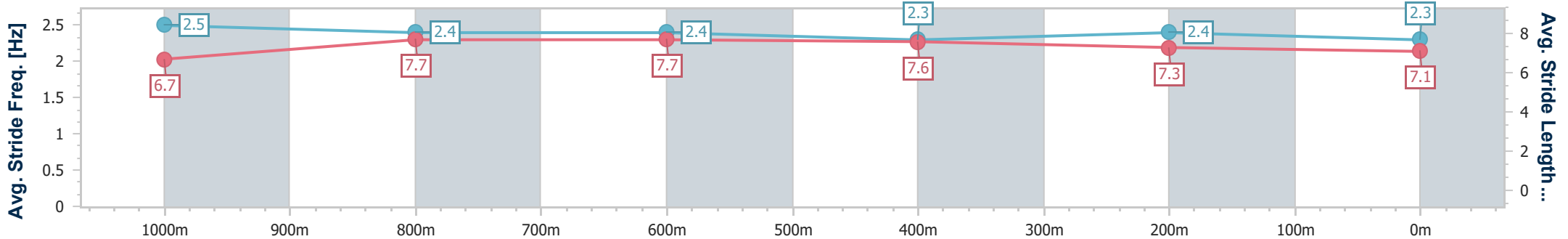
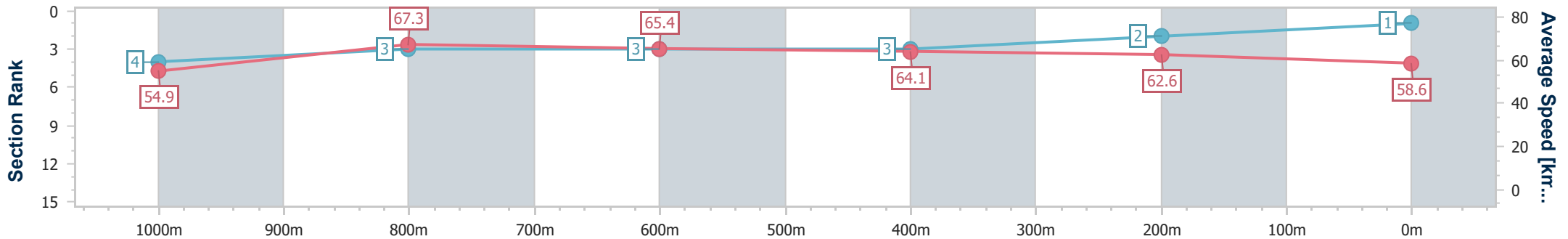
Townsville QLD Professional
 Race 1: Great Northern Brewing Co QTIS Three-Years-Old
 Maiden Handicap - 1200m



06 October 2024 - 12:16

Track Rating: Soft 5, Weather: Fine, Rail Position: +2.5m Entire

Section	Overall	1000m	800m	600m	400m	200m
Section Times	1:10.08 [1] (0:13.10)	0:56.98 [4] (0:10.62)	0:46.36 [3] (0:11.03)	0:35.33 [3] (0:11.43)	0:23.90 [3] (0:11.61)	0:12.29 [2] (0:12.29)
Average Speed [km/h]	54.9	67.3	65.4	64.1	62.6	58.6
Top Speed [km/h]	66.8	69.2	67.4	65.0	64.4	61.7
Avg. Dist. to Rail [m]	2.7	1.6	1.1	3.7	4.9	5.8
Avg. Stride Freq. [Hz]	2.5	2.4	2.4	2.3	2.4	2.3
Avg. Stride Length [m]	6.7	7.7	7.7	7.6	7.3	7.1



- [] Ranking at each section and finish
- .-.- No data available at this section
- NA No data available



Horse/Jockey Name	Umabett
Final Rank	2
Fastest Section Time (Section)	0:10.84 (1000m)
Top Speed [km/h] (Section)	69.0 (1000m)
Race State	Finished



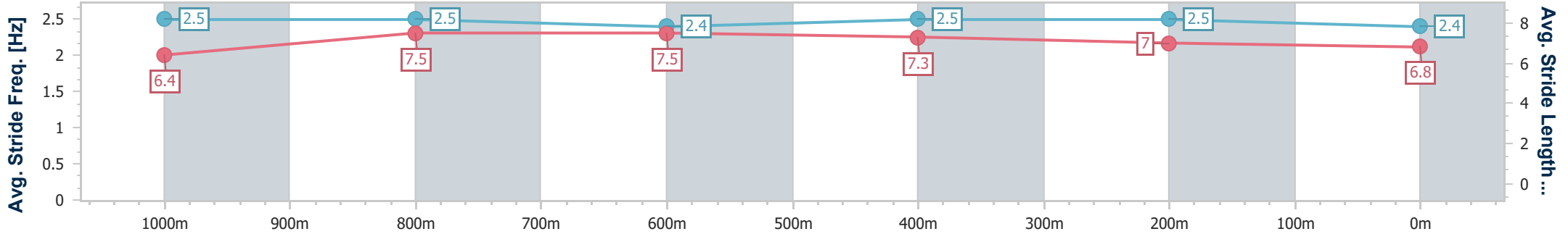
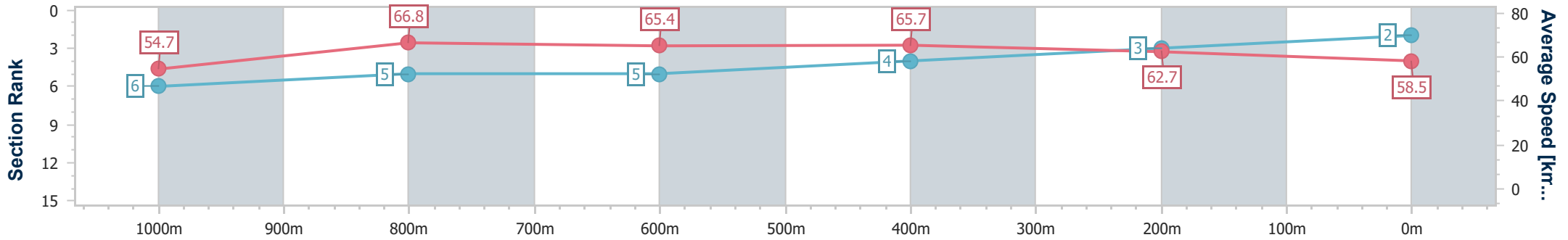
Townsville QLD Professional
Race 1: Great Northern Brewing Co QTIS Three-Years-Old
Maiden Handicap - 1200m



06 October 2024 - 12:16

Track Rating: Soft 5, Weather: Fine, Rail Position: +2.5m Entire

Section	Overall	1000m	800m	600m	400m	200m
Section Times	1:10.25 [2] (0:13.19)	0:57.06 [6] (0:10.84)	0:46.22 [5] (0:11.14)	0:35.08 [5] (0:11.18)	0:23.90 [4] (0:11.58)	0:12.32 [3] (0:12.32)
Average Speed [km/h]	54.7	66.8	65.4	65.7	62.7	58.5
Top Speed [km/h]	68.4	69.0	68.0	67.0	64.3	62.2
Avg. Dist. to Rail [m]	2.9	1.4	2.8	4.0	4.5	5.7
Avg. Stride Freq. [Hz]	2.5	2.5	2.4	2.5	2.5	2.4
Avg. Stride Length [m]	6.4	7.5	7.5	7.3	7.0	6.8



- [] Ranking at each section and finish
- .-.- No data available at this section
- NA No data available



Horse/Jockey Name	lthinkbetta
Final Rank	3
Fastest Section Time (Section)	0:10.87 (1000m)
Top Speed [km/h] (Section)	68.2 (1000m)
Race State	Finished



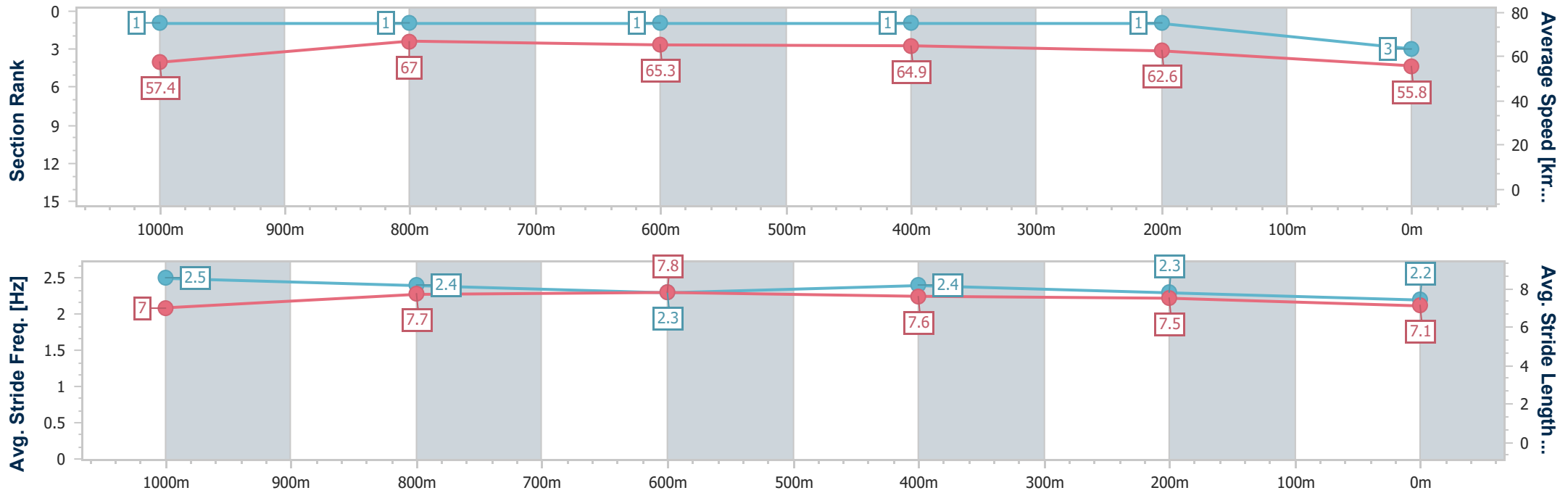
Townsville QLD Professional
Race 1: Great Northern Brewing Co QTIS Three-Years-Old
Maiden Handicap - 1200m



06 October 2024 - 12:16

Track Rating: Soft 5, Weather: Fine, Rail Position: +2.5m Entire

Section	Overall	1000m	800m	600m	400m	200m
Section Times	1:10.34 [3] (0:12.59)	0:57.75 [1] (0:10.87)	0:46.88 [1] (0:11.18)	0:35.70 [1] (0:11.22)	0:24.48 [1] (0:11.57)	0:12.91 [1] (0:12.91)
Average Speed [km/h]	57.4	67.0	65.3	64.9	62.6	55.8
Top Speed [km/h]	68.0	68.2	65.7	65.5	65.0	60.1
Avg. Dist. to Rail [m]	7.6	2.3	2.8	2.3	3.1	3.3
Avg. Stride Freq. [Hz]	2.5	2.4	2.3	2.4	2.3	2.2
Avg. Stride Length [m]	7.0	7.7	7.8	7.6	7.5	7.1



- [] Ranking at each section and finish
- .-.- No data available at this section
- NA No data available



Horse/Jockey Name	Arthur's Dream
Final Rank	4
Fastest Section Time (Section)	0:11.04 (1000m)
Top Speed [km/h] (Section)	67.8 (1000m)
Race State	Finished



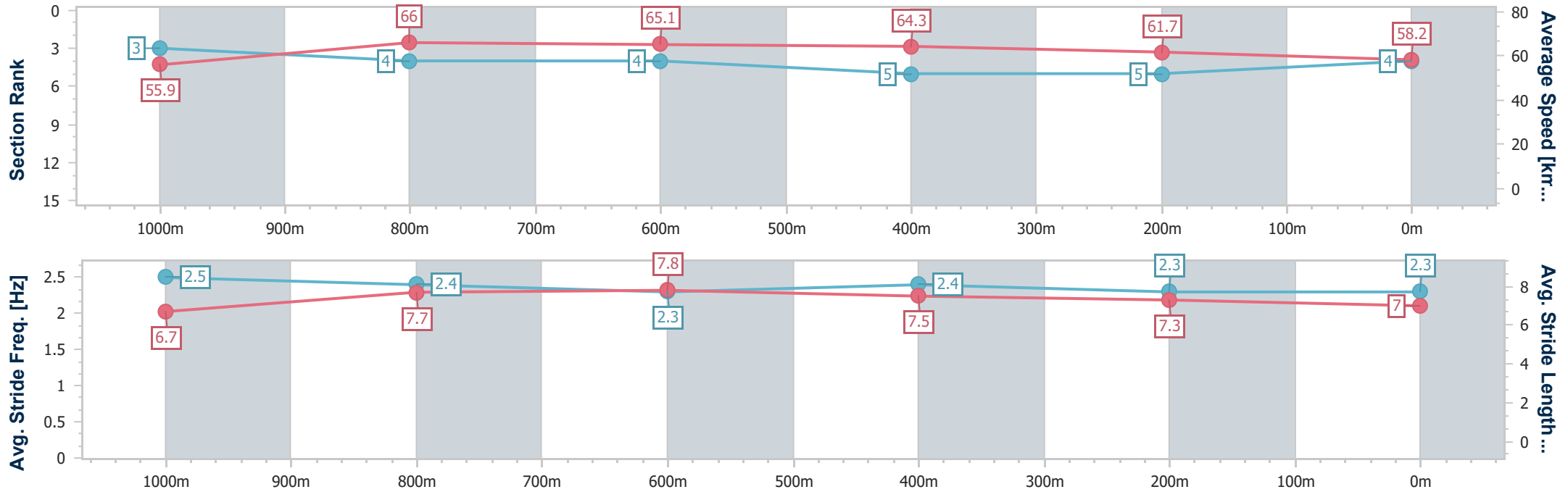
Townsville QLD Professional
Race 1: Great Northern Brewing Co QTIS Three-Years-Old
Maiden Handicap - 1200m

06 October 2024 - 12:16

Track Rating: Soft 5, Weather: Fine, Rail Position: +2.5m Entire



Section	Overall	1000m	800m	600m	400m	200m
Section Times	1:10.65 [4] (0:12.92)	0:57.73 [3] (0:11.04)	0:46.69 [4] (0:11.19)	0:35.50 [4] (0:11.35)	0:24.15 [5] (0:11.77)	0:12.38 [5] (0:12.38)
Average Speed [km/h]	55.9	66.0	65.1	64.3	61.7	58.2
Top Speed [km/h]	66.7	67.8	67.3	65.9	63.2	62.0
Avg. Dist. to Rail [m]	5.0	2.7	2.6	3.0	5.4	8.1
Avg. Stride Freq. [Hz]	2.5	2.4	2.3	2.4	2.3	2.3
Avg. Stride Length [m]	6.7	7.7	7.8	7.5	7.3	7.0



- [] Ranking at each section and finish
- .-.- No data available at this section
- NA No data available



Horse/Jockey Name	Mishani Talent
Final Rank	5
Fastest Section Time (Section)	0:11.04 (800m)
Top Speed [km/h] (Section)	67.2 (800m)
Race State	Finished



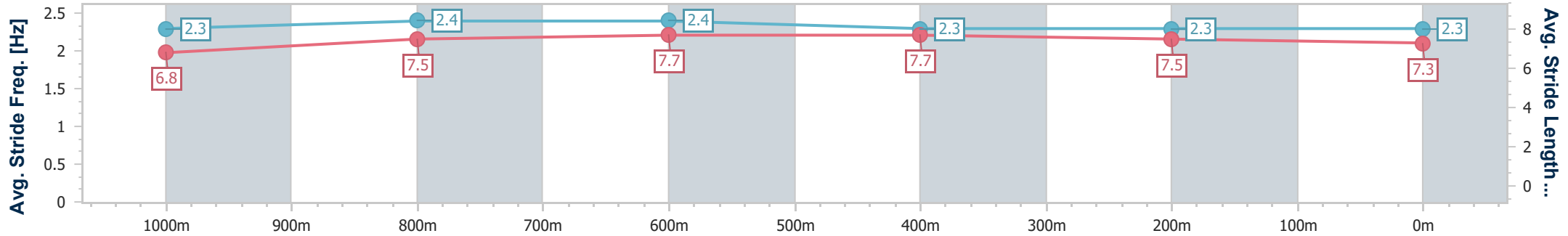
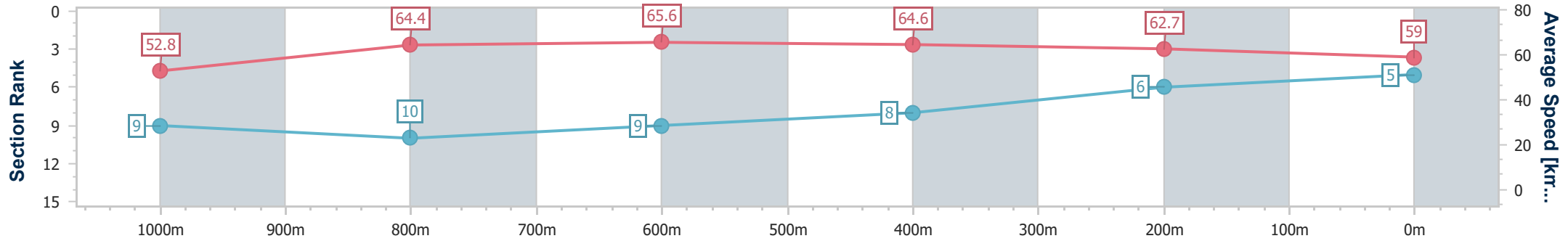
Townsville QLD Professional
Race 1: Great Northern Brewing Co QTIS Three-Years-Old
Maiden Handicap - 1200m



06 October 2024 - 12:16

Track Rating: Soft 5, Weather: Fine, Rail Position: +2.5m Entire

Section	Overall	1000m	800m	600m	400m	200m
Section Times	1:10.85 [5] (0:13.62)	0:57.23 [9] (0:11.21)	0:46.02 [10] (0:11.04)	0:34.98 [9] (0:11.25)	0:23.73 [8] (0:11.55)	0:12.18 [6] (0:12.18)
Average Speed [km/h]	52.8	64.4	65.6	64.6	62.7	59.0
Top Speed [km/h]	64.4	66.2	67.2	66.7	63.8	62.2
Avg. Dist. to Rail [m]	2.7	0.5	0.8	2.2	3.4	6.2
Avg. Stride Freq. [Hz]	2.3	2.4	2.4	2.3	2.3	2.3
Avg. Stride Length [m]	6.8	7.5	7.7	7.7	7.5	7.3



- [] Ranking at each section and finish
- .-.- No data available at this section
- NA No data available



Horse/Jockey Name	Allez Paris
Final Rank	6
Fastest Section Time (Section)	0:10.76 (1000m)
Top Speed [km/h] (Section)	68.8 (1000m)
Race State	Finished



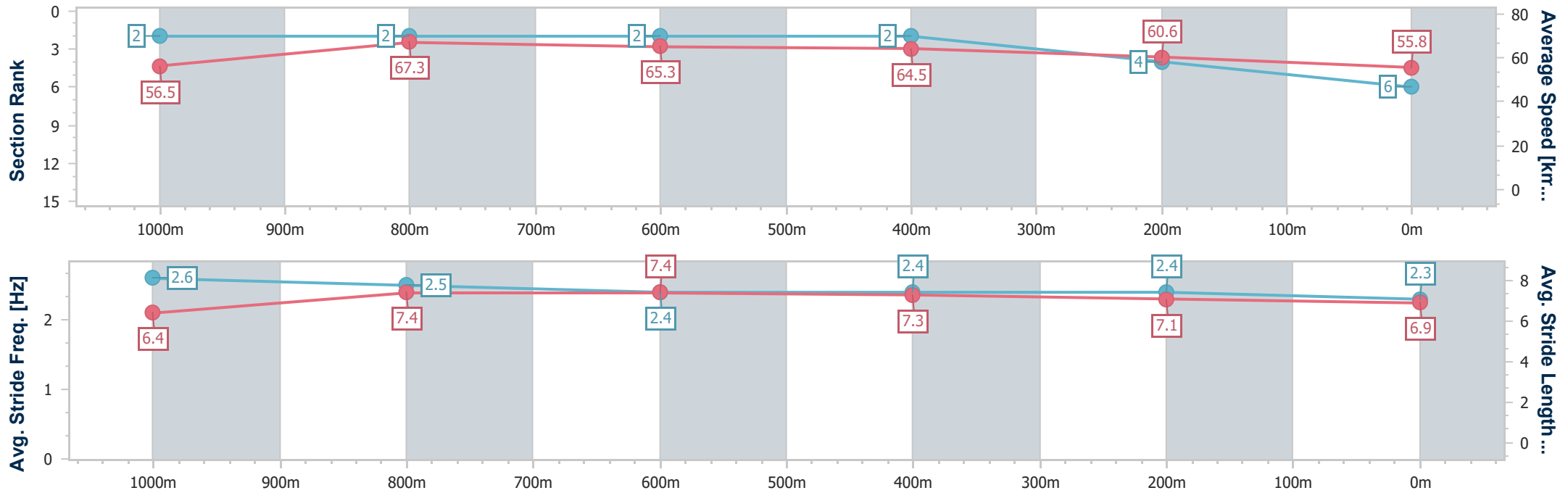
Townsville QLD Professional
Race 1: Great Northern Brewing Co QTIS Three-Years-Old
Maiden Handicap - 1200m



06 October 2024 - 12:16

Track Rating: Soft 5, Weather: Fine, Rail Position: +2.5m Entire

Section	Overall	1000m	800m	600m	400m	200m
Section Times	1:10.91 [6] (0:12.77)	0:58.14 [2] (0:10.76)	0:47.38 [2] (0:11.14)	0:36.24 [2] (0:11.33)	0:24.91 [2] (0:12.00)	0:12.91 [4]
Average Speed [km/h]	56.5	67.3	65.3	64.5	60.6	55.8
Top Speed [km/h]	68.8	68.8	66.6	65.3	63.0	58.1
Avg. Dist. to Rail [m]	5.4	1.3	2.0	3.2	4.8	6.1
Avg. Stride Freq. [Hz]	2.6	2.5	2.4	2.4	2.4	2.3
Avg. Stride Length [m]	6.4	7.4	7.4	7.3	7.1	6.9



- [] Ranking at each section and finish
- .-.- No data available at this section
- NA No data available



Horse/Jockey Name	Hold My Halo
Final Rank	7
Fastest Section Time (Section)	0:11.03 (1000m)
Top Speed [km/h] (Section)	68.0 (1000m)
Race State	Finished



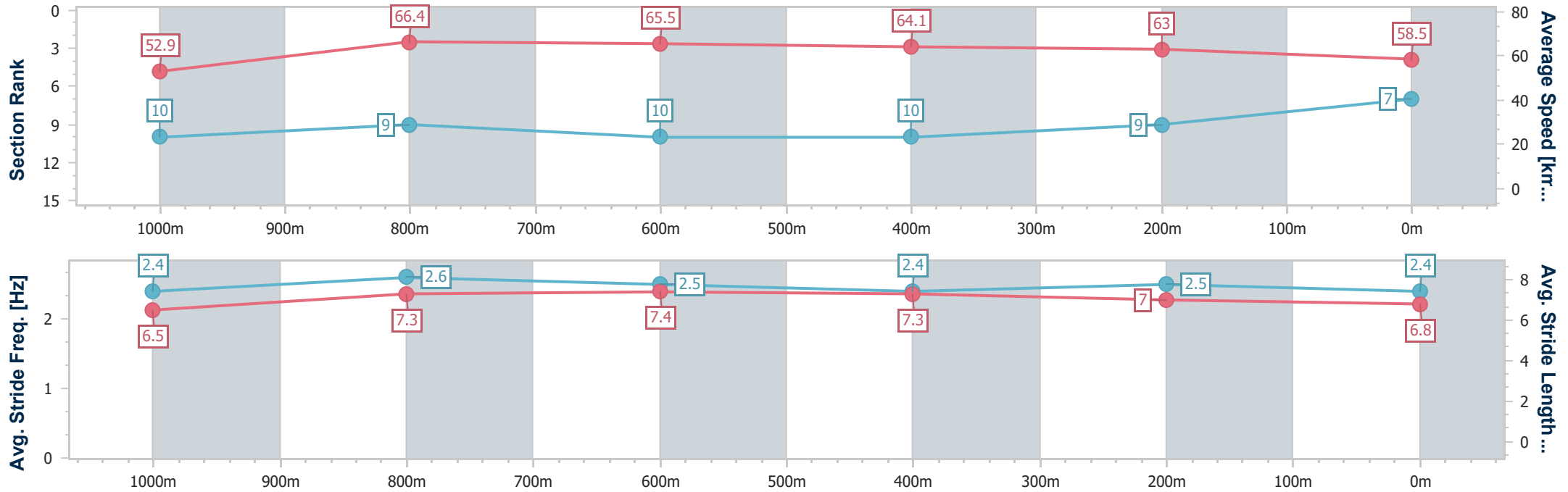
Townsville QLD Professional
Race 1: Great Northern Brewing Co QTIS Three-Years-Old
Maiden Handicap - 1200m



06 October 2024 - 12:16

Track Rating: Soft 5, Weather: Fine, Rail Position: +2.5m Entire

Section	Overall	1000m	800m	600m	400m	200m
Section Times	1:11.41 [7] (0:13.66)	0:57.75 [10] (0:11.03)	0:46.72 [9] (0:11.26)	0:35.46 [10] (0:11.58)	0:23.88 [10] (0:11.56)	0:12.32 [9] (0:12.32)
Average Speed [km/h]	52.9	66.4	65.5	64.1	63.0	58.5
Top Speed [km/h]	65.1	68.0	67.2	64.9	64.7	61.6
Avg. Dist. to Rail [m]	7.6	3.4	4.9	6.4	6.3	9.3
Avg. Stride Freq. [Hz]	2.4	2.6	2.5	2.4	2.5	2.4
Avg. Stride Length [m]	6.5	7.3	7.4	7.3	7.0	6.8



- [] Ranking at each section and finish
- .-.- No data available at this section
- NA No data available



Horse/Jockey Name	Sugar Queen
Final Rank	8
Fastest Section Time (Section)	0:11.17 (600m)
Top Speed [km/h] (Section)	67.9 (Overall)
Race State	Finished



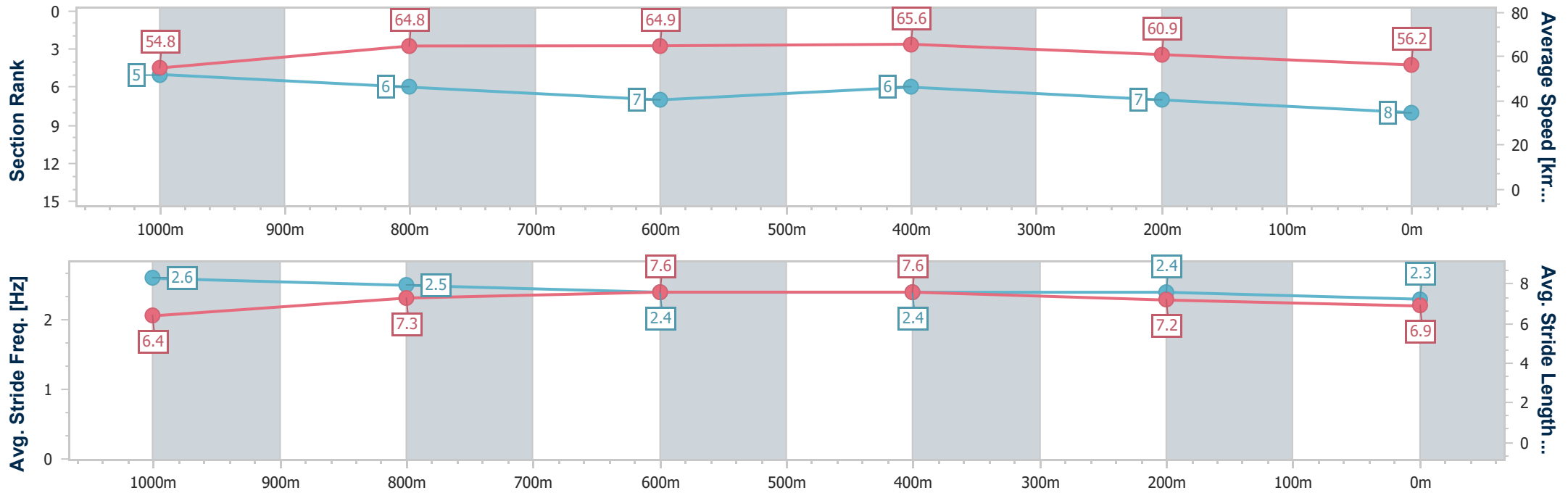
Townsville QLD Professional
Race 1: Great Northern Brewing Co QTIS Three-Years-Old
Maiden Handicap - 1200m



06 October 2024 - 12:16

Track Rating: Soft 5, Weather: Fine, Rail Position: +2.5m Entire

Section	Overall	1000m	800m	600m	400m	200m
Section Times	1:11.58 [8] (0:13.18)	0:58.40 [5] (0:11.23)	0:47.17 [6] (0:11.21)	0:35.96 [7] (0:11.17)	0:24.79 [6] (0:11.94)	0:12.85 [7] (0:12.85)
Average Speed [km/h]	54.8	64.8	64.9	65.6	60.9	56.2
Top Speed [km/h]	67.9	67.2	67.2	67.3	65.2	58.5
Avg. Dist. to Rail [m]	5.9	2.0	2.1	3.8	6.7	8.1
Avg. Stride Freq. [Hz]	2.6	2.5	2.4	2.4	2.4	2.3
Avg. Stride Length [m]	6.4	7.3	7.6	7.6	7.2	6.9



- [] Ranking at each section and finish
- .-.- No data available at this section
- NA No data available



Horse/Jockey Name	Mishani Voltage
Final Rank	9
Fastest Section Time (Section)	0:11.10 (1000m)
Top Speed [km/h] (Section)	66.9 (800m)
Race State	Finished



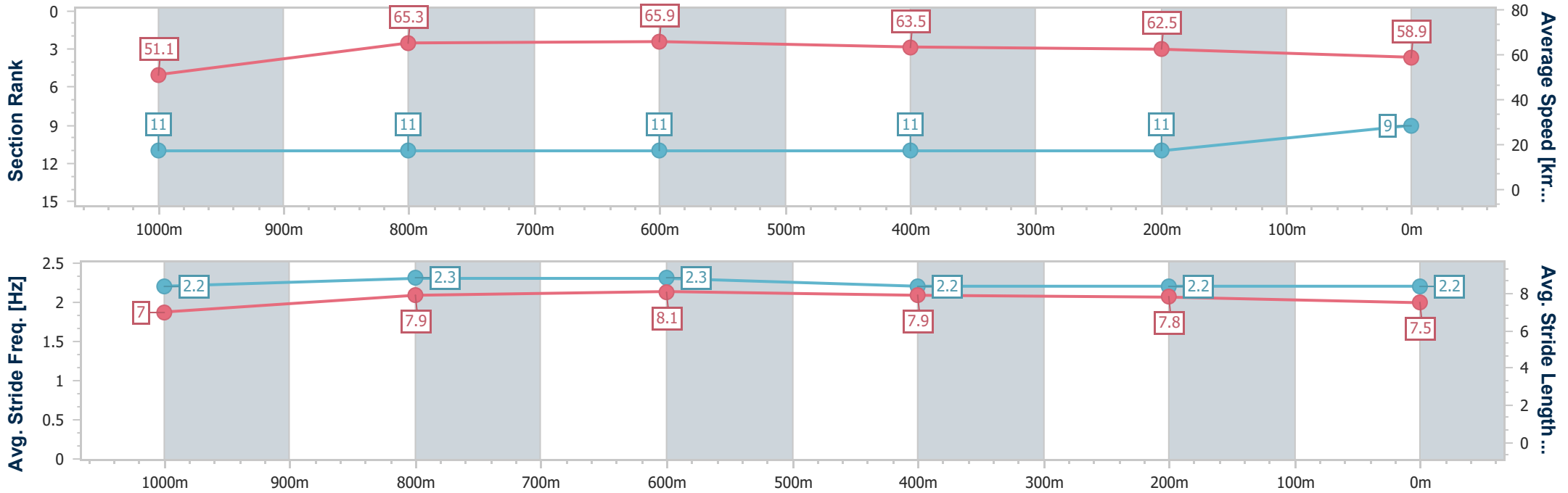
Townsville QLD Professional
Race 1: Great Northern Brewing Co QTIS Three-Years-Old
Maiden Handicap - 1200m



06 October 2024 - 12:16

Track Rating: Soft 5, Weather: Fine, Rail Position: +2.5m Entire

Section	Overall	1000m	800m	600m	400m	200m
Section Times	1:11.63 [9] (0:14.09)	0:57.54 [11] (0:11.10)	0:46.44 [11] (0:11.10)	0:35.34 [11] (0:11.55)	0:23.79 [11] (0:11.57)	0:12.22 [11] (0:12.22)
Average Speed [km/h]	51.1	65.3	65.9	63.5	62.5	58.9
Top Speed [km/h]	63.1	66.9	66.9	65.1	63.2	62.0
Avg. Dist. to Rail [m]	2.9	1.2	3.0	3.6	3.2	5.3
Avg. Stride Freq. [Hz]	2.2	2.3	2.3	2.2	2.2	2.2
Avg. Stride Length [m]	7.0	7.9	8.1	7.9	7.8	7.5



- [] Ranking at each section and finish
- .-.- No data available at this section
- NA No data available



Horse/Jockey Name	Neptune Legend
Final Rank	10
Fastest Section Time (Section)	0:11.07 (1000m)
Top Speed [km/h] (Section)	66.7 (1000m)
Race State	Finished



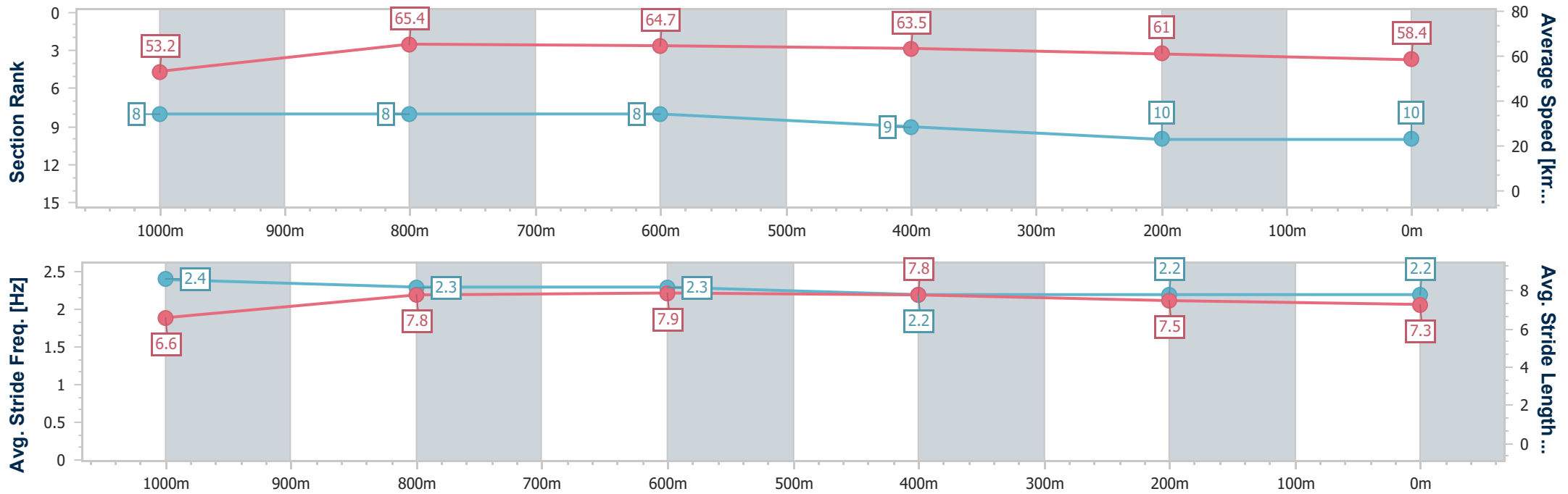
Townsville QLD Professional
Race 1: Great Northern Brewing Co QTIS Three-Years-Old
Maiden Handicap - 1200m



06 October 2024 - 12:16

Track Rating: Soft 5, Weather: Fine, Rail Position: +2.5m Entire

Section	Overall	1000m	800m	600m	400m	200m
Section Times	1:11.68 [10] (0:13.55)	0:58.13 [8] (0:11.07)	0:47.06 [8] (0:11.24)	0:35.82 [8] (0:11.58)	0:24.24 [9] (0:11.92)	0:12.32 [10] (0:12.32)
Average Speed [km/h]	53.2	65.4	64.7	63.5	61.0	58.4
Top Speed [km/h]	65.5	66.7	66.0	65.5	61.7	60.6
Avg. Dist. to Rail [m]	5.6	1.0	2.0	4.3	5.2	7.5
Avg. Stride Freq. [Hz]	2.4	2.3	2.3	2.2	2.2	2.2
Avg. Stride Length [m]	6.6	7.8	7.9	7.8	7.5	7.3



- [] Ranking at each section and finish
- .-.- No data available at this section
- NA No data available



Horse/Jockey Name	Mishani Delta
Final Rank	11
Fastest Section Time (Section)	0:11.03 (1000m)
Top Speed [km/h] (Section)	67.9 (1000m)
Race State	Finished



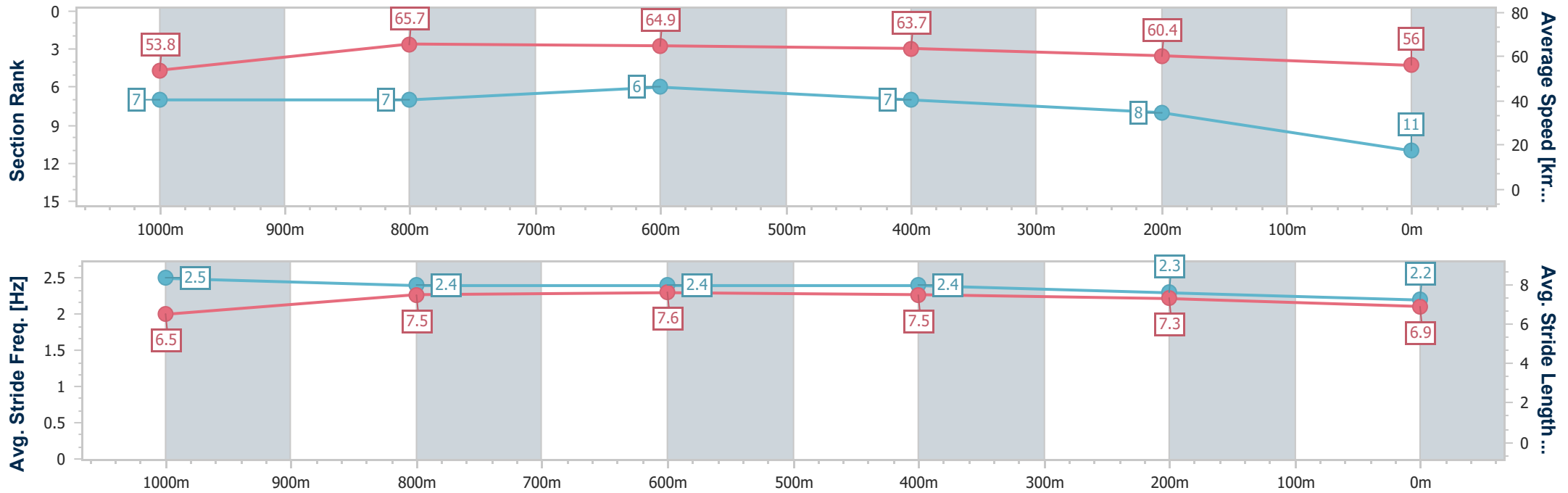
Townsville QLD Professional
Race 1: Great Northern Brewing Co QTIS Three-Years-Old
Maiden Handicap - 1200m



06 October 2024 - 12:16

Track Rating: Soft 5, Weather: Fine, Rail Position: +2.5m Entire

Section	Overall	1000m	800m	600m	400m	200m
Section Times	1:11.80 [11] (0:13.39)	0:58.41 [7] (0:11.03)	0:47.38 [7] (0:11.15)	0:36.23 [6] (0:11.41)	0:24.82 [7] (0:11.95)	0:12.87 [8] (0:12.87)
Average Speed [km/h]	53.8	65.7	64.9	63.7	60.4	56.0
Top Speed [km/h]	65.7	67.9	67.1	65.6	61.9	58.6
Avg. Dist. to Rail [m]	2.2	1.3	1.1	1.7	2.7	4.5
Avg. Stride Freq. [Hz]	2.5	2.4	2.4	2.4	2.3	2.2
Avg. Stride Length [m]	6.5	7.5	7.6	7.5	7.3	6.9



- [] Ranking at each section and finish
- .-.- No data available at this section
- NA No data available



Townsville QLD Professional

Race 2: Hygain Maiden Handicap - 1000m

06 October 2024 - 12:57



Track Rating: Soft 5, Weather: Fine, Rail Position: +2.5m Entire

Section											Last 600m		
Field Times		Overall	800m	600m	400m	200m						0:34.27	
		0:57.96 (0:13.31)	0:44.65 (0:10.38)	0:34.27 (0:11.04)	0:23.23 (0:11.21)	0:12.02 (0:12.02)							
Rank	TAB	Horse/Jockey	Barrier	Top Speed [km/h]	Fastest Section						Margin	Distance Travelled [m]	
1	2	BOOMING FAST Justin Huxtable	6	71.4 800m	0:10.42 800m	0:57.96 [1] (0:13.40)	0:44.56 [2] (0:10.42)	0:34.14 [2] (0:11.02)	0:23.12 [2] (0:11.10)	0:12.02 [1] (0:12.02)	0:57.96	0:34.14	
2	10	LOVES AFFECTION Jason Taylor	1	70.2 800m	0:10.47 800m	0:57.97 [2] (0:13.53)	0:44.44 [4] (0:10.47)	0:33.97 [5] (0:10.91)	0:23.06 [3] (0:11.25)	0:11.81 [4] (0:11.81)	0.05L	0:33.97	-1
3	12	LADY DE VEGA Adam Sewell	5	68.9 800m	0:10.52 800m	0:58.05 [3] (0:13.80)	0:44.25 [9] (0:10.52)	0:33.73 [10] (0:11.09)	0:22.64 [9] (0:11.01)	0:11.63 [7] (0:11.63)	0.51L	0:33.73	-1
4	13	THREDBO Chelsea Jokic	2	70.0 600m	0:10.65 600m	0:58.13 [4] (0:14.09)	0:44.04 [13] (0:10.72)	0:33.32 [13] (0:10.65)	0:22.67 [10] (0:10.93)	0:11.74 [6] (0:11.74)	0.99L	0:33.32	-2
5	1	BUBBLES'N'FROTH Justin Stanley	3	70.3 800m	0:10.36 800m	0:58.17 [5] (0:13.58)	0:44.59 [6] (0:10.36)	0:34.23 [3] (0:10.98)	0:23.25 [4] (0:11.36)	0:11.89 [5] (0:11.89)	1.26L	0:34.23	+0
6	7	DYNA POWER Nathan Day	9	71.3 800m	0:10.43 800m	0:58.20 [6] (0:13.87)	0:44.33 [12] (0:10.43)	0:33.90 [9] (0:11.04)	0:22.86 [8] (0:11.20)	0:11.66 [9] (0:11.66)	1.44L	0:33.90	+1
7	3	THREBROTHERS Lacey Morrison	4	71.4 800m	0:10.38 800m	0:58.35 [7] (0:13.31)	0:45.04 [1] (0:10.38)	0:34.66 [1] (0:11.04)	0:23.62 [1] (0:11.23)	0:12.39 [2] (0:12.39)	2.29L	0:34.66	-2
8	9	ARTURETTA Pietro Romeo	12	69.8 800m	0:10.72 800m	0:58.72 [8] (0:13.85)	0:44.87 [11] (0:10.72)	0:34.15 [12] (0:11.15)	0:23.00 [12] (0:11.27)	0:11.73 [11] (0:11.73)	4.46L	0:34.15	+6
9	6	FAITH OVER FEAR Nathan Thomas	10	71.0 800m	0:10.47 800m	0:58.83 [9] (0:13.53)	0:45.30 [5] (0:10.47)	0:34.83 [4] (0:11.02)	0:23.81 [6] (0:11.50)	0:12.31 [8] (0:12.31)	5.12L	0:34.83	+6
10	11	OHMIKKIUSOFINE Marnu Potgieter	13	71.8 800m	0:10.41 800m	0:59.17 [10] (0:13.82)	0:45.35 [10] (0:10.41)	0:34.94 [7] (0:11.00)	0:23.94 [7] (0:11.55)	0:12.39 [10] (0:12.39)	7.11L	0:34.94	+7

[] Ranking at each section and finish
 -:-:- No data available at this section
 NA No data available

SCN Saddle cloth number
 DNF Did not finish
 DNT Did not track



Townsville QLD Professional
Race 2: Hygain Maiden Handicap - 1000m
06 October 2024 - 12:57



Track Rating: Soft 5, Weather: Fine, Rail Position: +2.5m Entire

Section		Overall	800m	600m	400m	200m	Last 600m					
Field Times		0:57.96 (0:13.31)	0:44.65 (0:10.38)	0:34.27 (0:11.04)	0:23.23 (0:11.21)	0:12.02 (0:12.02)	0:34.27					
Rank	TAB Horse/Jockey	Barrier	Top Speed [km/h]	Fastest Section	Margin					Distance Travelled [m]		
11	8 LAKE VARNA Scott Sheargold	8	69.7 800m	0:10.56 800m	0:59.19 [11] (0:13.45)	0:45.74 [3] (0:10.56)	0:35.18 [6] (0:10.97)	0:24.21 [5] (0:11.14)	0:13.07 [3] (0:13.07)	7.26L	0:35.18	+3
12	5 BLAZING BONNIE Tasha Chambers	11	70.4 800m	0:10.55 800m	0:59.48 [12] (0:13.73)	0:45.75 [8] (0:10.55)	0:35.20 [8] (0:11.23)	0:23.97 [11] (0:11.68)	0:12.29 [12] (0:12.29)	8.98L	0:35.20	+7
13	4 LIGHT A DRAGON Michael Murphy	7	68.2 800m	0:10.78 800m	1:02.43 [13] (0:13.60)	0:48.83 [7] (0:10.78)	0:38.05 [11] (0:11.38)	0:26.67 [13] (0:12.29)	0:14.38 [13] (0:14.38)	26.31L	0:38.05	+4

[] Ranking at each section and finish
 -:-:-:- No data available at this section
 NA No data available

SCN Saddle cloth number
 DNF Did not finish
 DNT Did not track



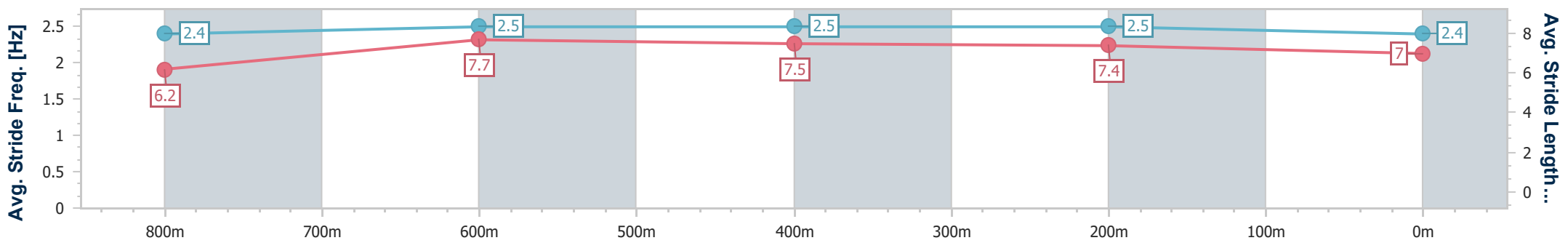
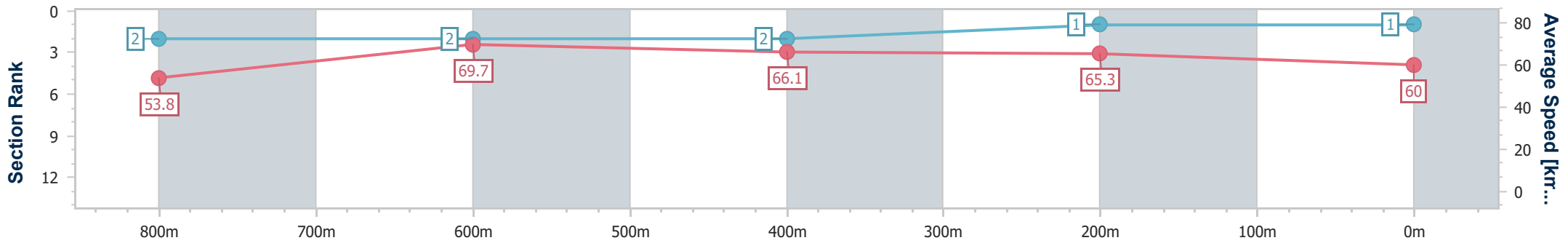
Horse/Jockey Name	Booming Fast
Final Rank	1
Fastest Section Time (Section)	0:10.42 (800m)
Top Speed [km/h] (Section)	71.4 (800m)
Race State	Finished



Townsville QLD Professional
 Race 2: Hygain Maiden Handicap - 1000m
 06 October 2024 - 12:57
 Track Rating: Soft 5, Weather: Fine, Rail Position: +2.5m Entire



Section	Overall	800m	600m	400m	200m
Section Times	0:57.96 [1] (0:13.40)	0:44.56 [2] (0:10.42)	0:34.14 [2] (0:11.02)	0:23.12 [2] (0:11.10)	0:12.02 [1] (0:12.02)
Average Speed [km/h]	53.8	69.7	66.1	65.3	60.0
Top Speed [km/h]	71.1	71.4	68.9	66.9	64.2
Avg. Dist. to Rail [m]	4.8	2.0	2.8	5.2	8.0
Avg. Stride Freq. [Hz]	2.4	2.5	2.5	2.5	2.4
Avg. Stride Length [m]	6.2	7.7	7.5	7.4	7.0



- [] Ranking at each section and finish
- .-.- No data available at this section
- NA No data available



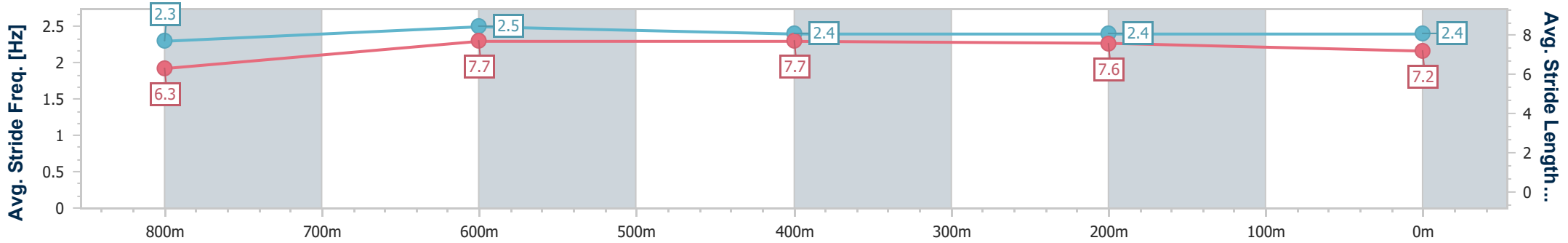
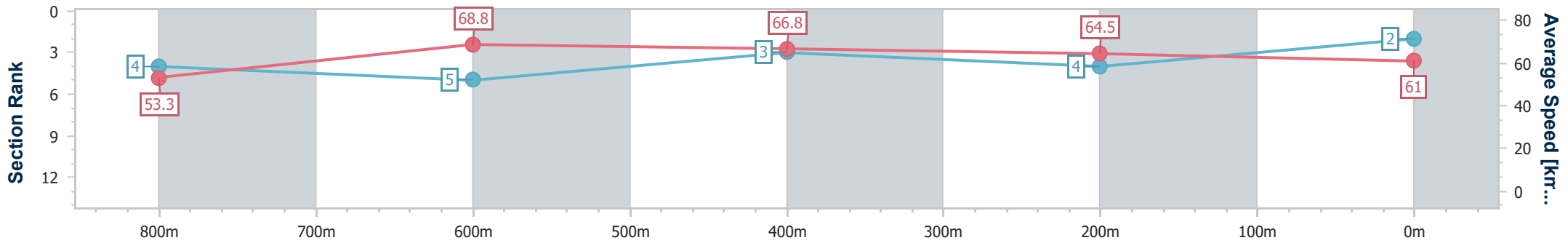
Horse/Jockey Name	Loves Affection
Final Rank	2
Fastest Section Time (Section)	0:10.47 (800m)
Top Speed [km/h] (Section)	70.2 (800m)
Race State	Finished



Townsville QLD Professional
 Race 2: Hygain Maiden Handicap - 1000m
 06 October 2024 - 12:57
 Track Rating: Soft 5, Weather: Fine, Rail Position: +2.5m Entire



Section	Overall	800m	600m	400m	200m
Section Times	0:57.97 [2] (0:13.53)	0:44.44 [4] (0:10.47)	0:33.97 [5] (0:10.91)	0:23.06 [3] (0:11.25)	0:11.81 [4] (0:11.81)
Average Speed [km/h]	53.3	68.8	66.8	64.5	61.0
Top Speed [km/h]	68.4	70.2	67.9	65.4	63.6
Avg. Dist. to Rail [m]	1.3	0.6	2.3	5.0	7.9
Avg. Stride Freq. [Hz]	2.3	2.5	2.4	2.4	2.4
Avg. Stride Length [m]	6.3	7.7	7.7	7.6	7.2



- [] Ranking at each section and finish
- .-.- No data available at this section
- NA No data available



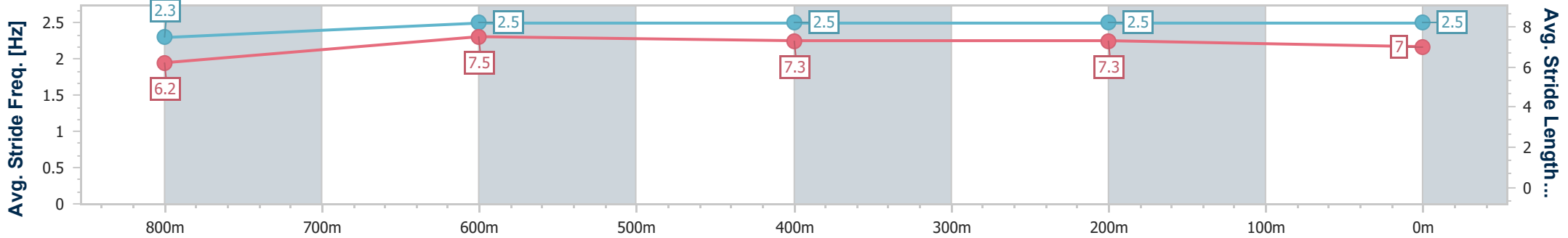
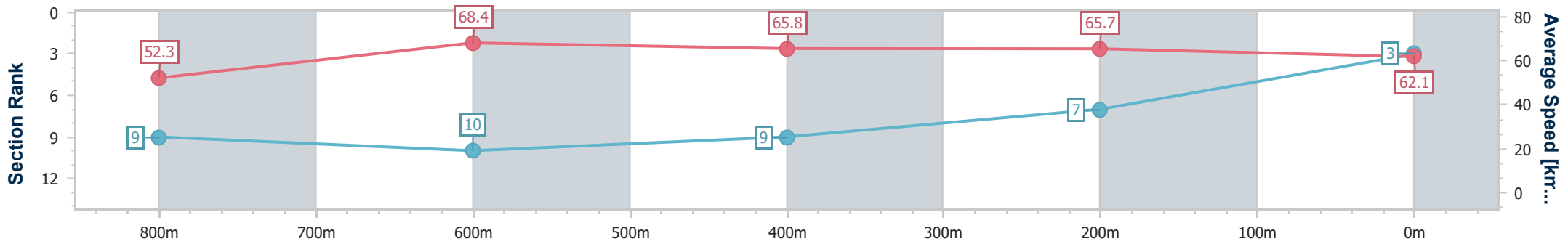
Horse/Jockey Name	Lady De Vega
Final Rank	3
Fastest Section Time (Section)	0:10.52 (800m)
Top Speed [km/h] (Section)	68.9 (800m)
Race State	Finished



Townsville QLD Professional
 Race 2: Hygain Maiden Handicap - 1000m
 06 October 2024 - 12:57
 Track Rating: Soft 5, Weather: Fine, Rail Position: +2.5m Entire



Section	Overall	800m	600m	400m	200m
Section Times	0:58.05 [3] (0:13.80)	0:44.25 [9] (0:10.52)	0:33.73 [10] (0:11.09)	0:22.64 [9] (0:11.01)	0:11.63 [7] (0:11.63)
Average Speed [km/h]	52.3	68.4	65.8	65.7	62.1
Top Speed [km/h]	68.4	68.9	68.0	66.7	65.3
Avg. Dist. to Rail [m]	3.3	0.5	2.7	4.2	5.3
Avg. Stride Freq. [Hz]	2.3	2.5	2.5	2.5	2.5
Avg. Stride Length [m]	6.2	7.5	7.3	7.3	7.0



- [] Ranking at each section and finish
- .-.- No data available at this section
- NA No data available



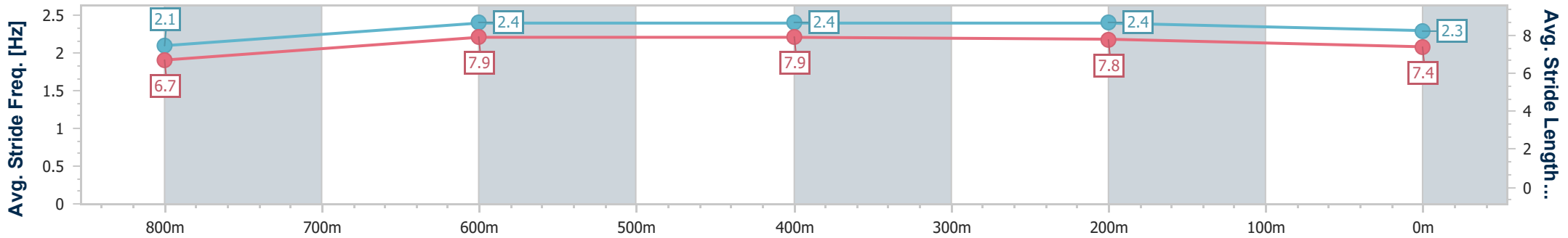
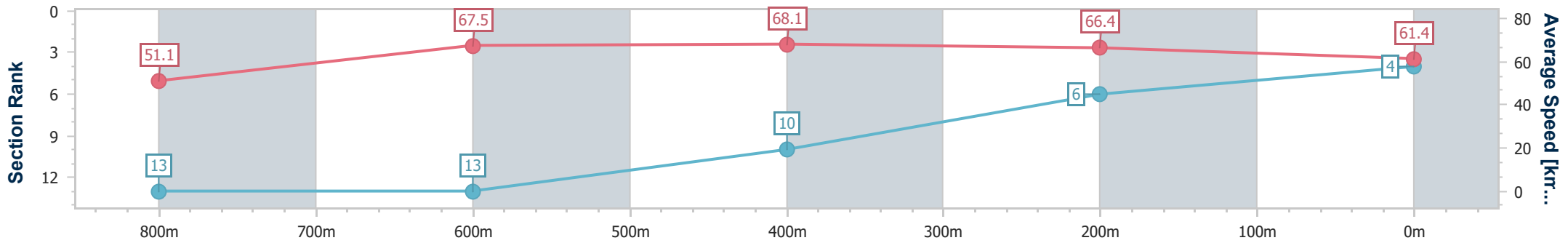
Horse/Jockey Name	Thredbo
Final Rank	4
Fastest Section Time (Section)	0:10.65 (600m)
Top Speed [km/h] (Section)	70.0 (600m)
Race State	Finished



Townsville QLD Professional
 Race 2: Hygain Maiden Handicap - 1000m
 06 October 2024 - 12:57
 Track Rating: Soft 5, Weather: Fine, Rail Position: +2.5m Entire



Section	Overall	800m	600m	400m	200m
Section Times	0:58.13 [4] (0:14.09)	0:44.04 [13] (0:10.72)	0:33.32 [13] (0:10.65)	0:22.67 [10] (0:10.93)	0:11.74 [6] (0:11.74)
Average Speed [km/h]	51.1	67.5	68.1	66.4	61.4
Top Speed [km/h]	66.9	69.2	70.0	68.0	63.4
Avg. Dist. to Rail [m]	3.2	1.5	1.5	5.5	10.6
Avg. Stride Freq. [Hz]	2.1	2.4	2.4	2.4	2.3
Avg. Stride Length [m]	6.7	7.9	7.9	7.8	7.4



- [] Ranking at each section and finish
- .-.- No data available at this section
- NA No data available



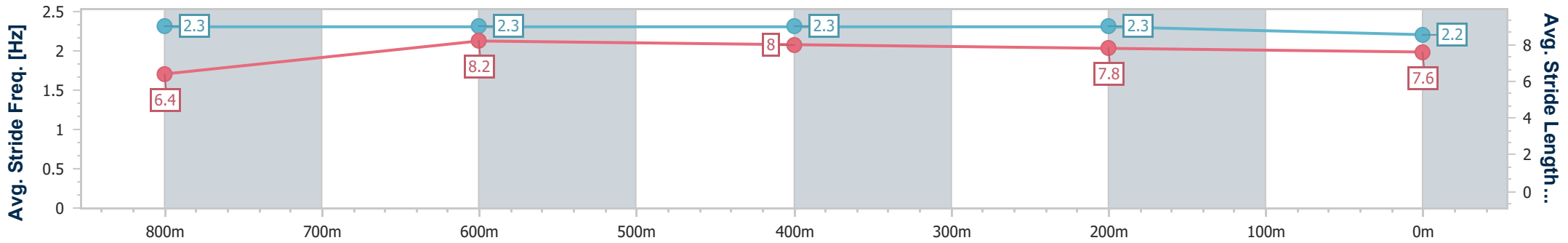
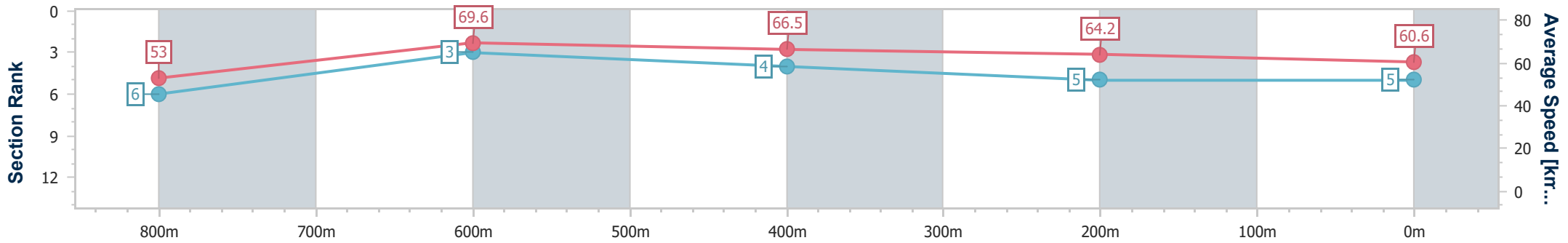
Horse/Jockey Name	Bubbles'n'froth
Final Rank	5
Fastest Section Time (Section)	0:10.36 (800m)
Top Speed [km/h] (Section)	70.3 (800m)
Race State	Finished



Townsville QLD Professional
 Race 2: Hygain Maiden Handicap - 1000m
 06 October 2024 - 12:57
 Track Rating: Soft 5, Weather: Fine, Rail Position: +2.5m Entire



Section	Overall	800m	600m	400m	200m
Section Times	0:58.17 [5] (0:13.58)	0:44.59 [6] (0:10.36)	0:34.23 [3] (0:10.98)	0:23.25 [4] (0:11.36)	0:11.89 [5] (0:11.89)
Average Speed [km/h]	53.0	69.6	66.5	64.2	60.6
Top Speed [km/h]	68.5	70.3	68.8	65.1	62.8
Avg. Dist. to Rail [m]	1.9	0.6	3.2	6.2	10.5
Avg. Stride Freq. [Hz]	2.3	2.3	2.3	2.3	2.2
Avg. Stride Length [m]	6.4	8.2	8.0	7.8	7.6



- [] Ranking at each section and finish
- .-.- No data available at this section
- NA No data available



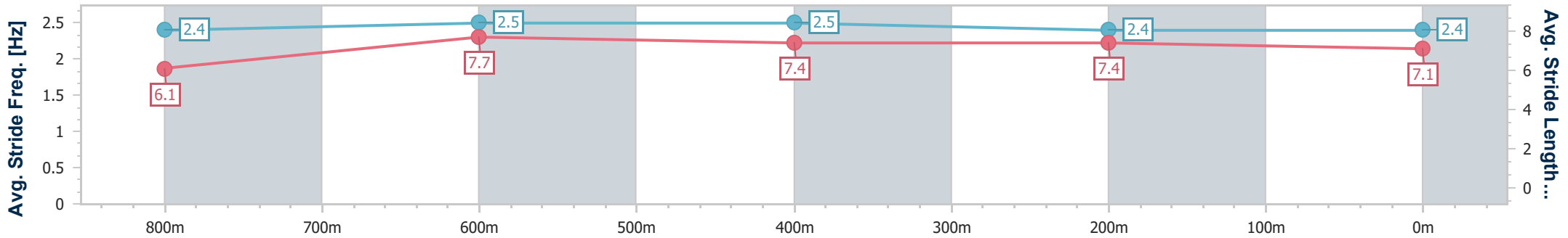
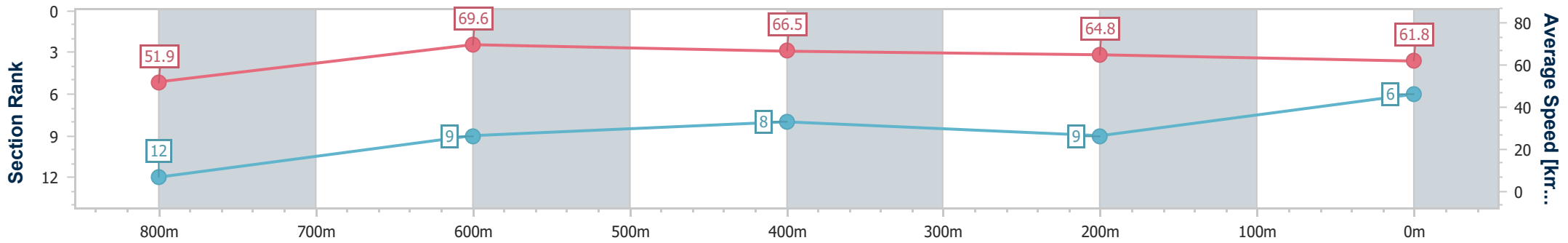
Horse/Jockey Name	Dyna Power
Final Rank	6
Fastest Section Time (Section)	0:10.43 (800m)
Top Speed [km/h] (Section)	71.3 (800m)
Race State	Finished



Townsville QLD Professional
 Race 2: Hygain Maiden Handicap - 1000m
 06 October 2024 - 12:57
 Track Rating: Soft 5, Weather: Fine, Rail Position: +2.5m Entire



Section	Overall	800m	600m	400m	200m
Section Times	0:58.20 [6] (0:13.87)	0:44.33 [12] (0:10.43)	0:33.90 [9] (0:11.04)	0:22.86 [8] (0:11.20)	0:11.66 [9] (0:11.66)
Average Speed [km/h]	51.9	69.6	66.5	64.8	61.8
Top Speed [km/h]	68.0	71.3	69.7	65.7	65.1
Avg. Dist. to Rail [m]	7.3	2.5	3.6	5.4	7.9
Avg. Stride Freq. [Hz]	2.4	2.5	2.5	2.4	2.4
Avg. Stride Length [m]	6.1	7.7	7.4	7.4	7.1



- [] Ranking at each section and finish
- .-.- No data available at this section
- NA No data available



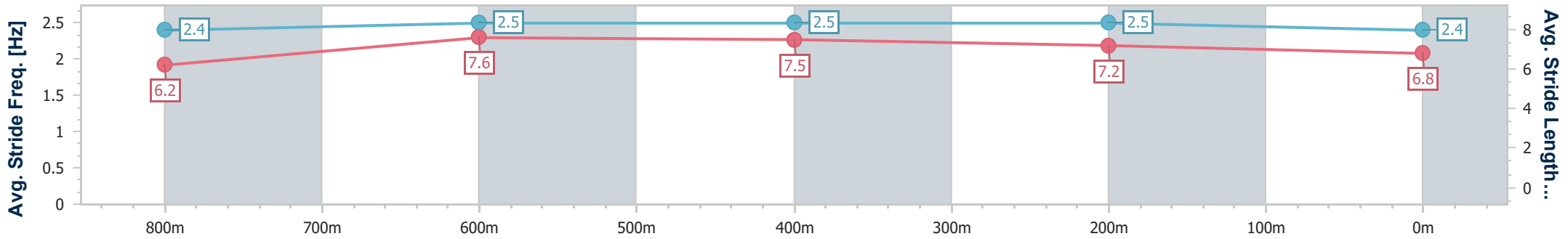
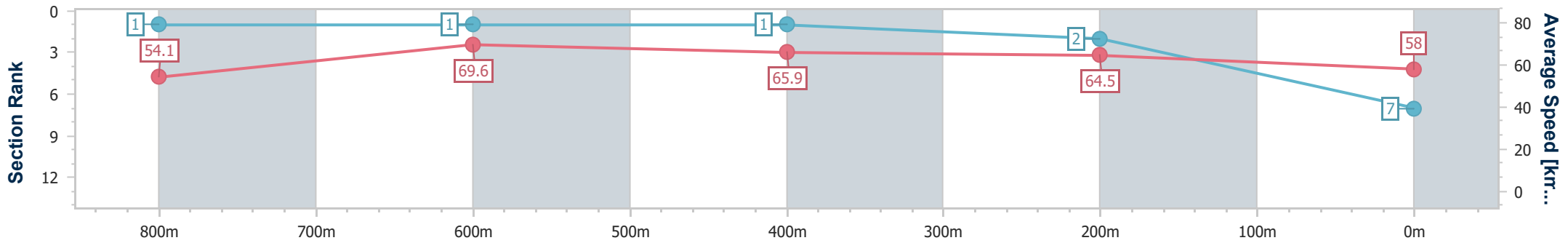
Horse/Jockey Name	Threebrothers
Final Rank	7
Fastest Section Time (Section)	0:10.38 (800m)
Top Speed [km/h] (Section)	71.4 (800m)
Race State	Finished



Townsville QLD Professional
 Race 2: Hygain Maiden Handicap - 1000m
 06 October 2024 - 12:57
 Track Rating: Soft 5, Weather: Fine, Rail Position: +2.5m Entire



Section	Overall	800m	600m	400m	200m
Section Times	0:58.35 [7] (0:13.31)	0:45.04 [1] (0:10.38)	0:34.66 [1] (0:11.04)	0:23.62 [1] (0:11.23)	0:12.39 [2] (0:12.39)
Average Speed [km/h]	54.1	69.6	65.9	64.5	58.0
Top Speed [km/h]	70.6	71.4	68.2	65.6	63.1
Avg. Dist. to Rail [m]	2.9	0.5	2.2	3.7	4.5
Avg. Stride Freq. [Hz]	2.4	2.5	2.5	2.5	2.4
Avg. Stride Length [m]	6.2	7.6	7.5	7.2	6.8



- [] Ranking at each section and finish
- .-.- No data available at this section
- NA No data available



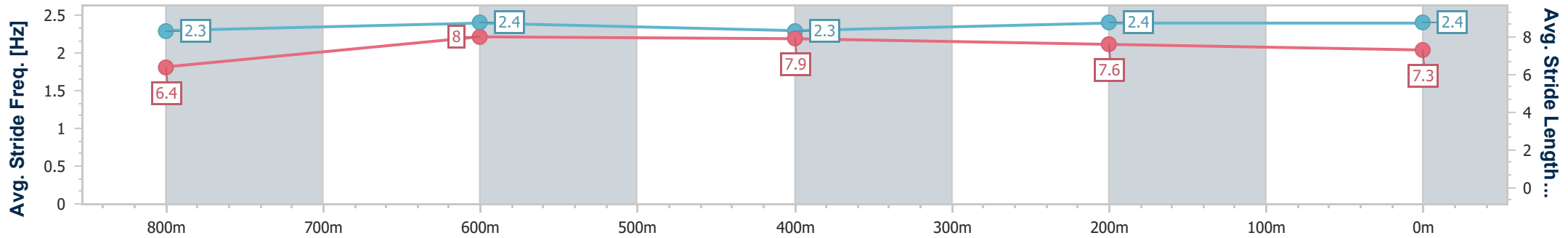
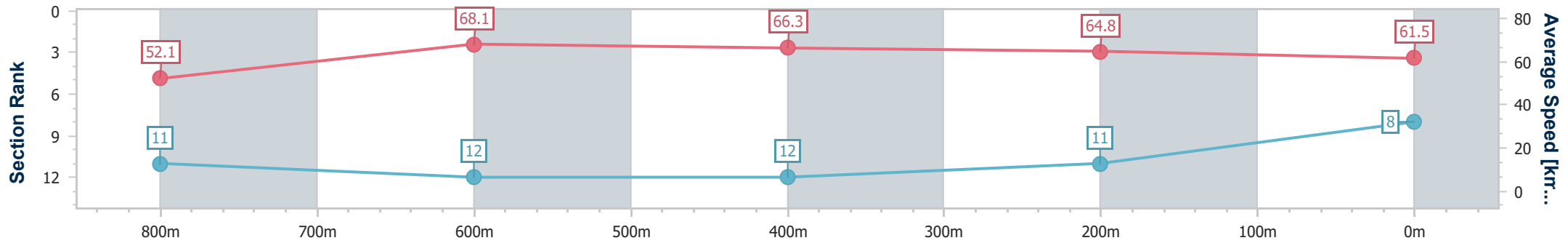
Horse/Jockey Name	Arturetta
Final Rank	8
Fastest Section Time (Section)	0:10.72 (800m)
Top Speed [km/h] (Section)	69.8 (800m)
Race State	Finished



Townsville QLD Professional
 Race 2: Hygain Maiden Handicap - 1000m
 06 October 2024 - 12:57
 Track Rating: Soft 5, Weather: Fine, Rail Position: +2.5m Entire



Section	Overall	800m	600m	400m	200m
Section Times	0:58.72 [8] (0:13.85)	0:44.87 [11] (0:10.72)	0:34.15 [12] (0:11.15)	0:23.00 [12] (0:11.27)	0:11.73 [11] (0:11.73)
Average Speed [km/h]	52.1	68.1	66.3	64.8	61.5
Top Speed [km/h]	66.4	69.8	68.1	66.3	64.3
Avg. Dist. to Rail [m]	10.9	4.5	5.2	8.8	13.4
Avg. Stride Freq. [Hz]	2.3	2.4	2.3	2.4	2.4
Avg. Stride Length [m]	6.4	8.0	7.9	7.6	7.3



- [] Ranking at each section and finish
- .-.- No data available at this section
- NA No data available



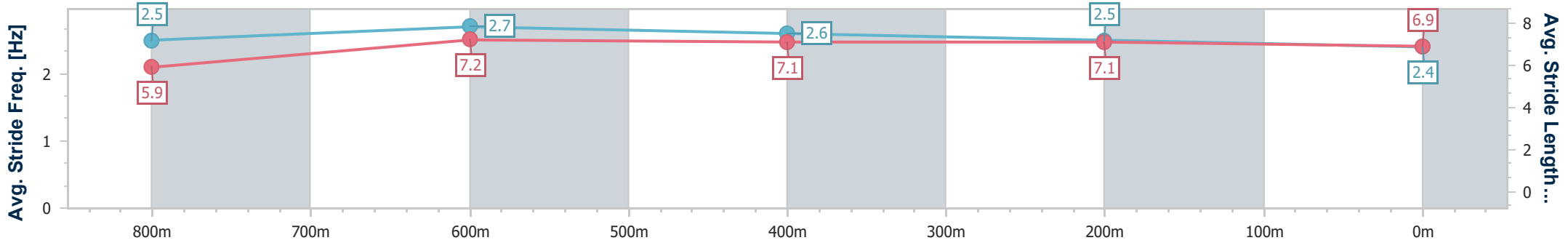
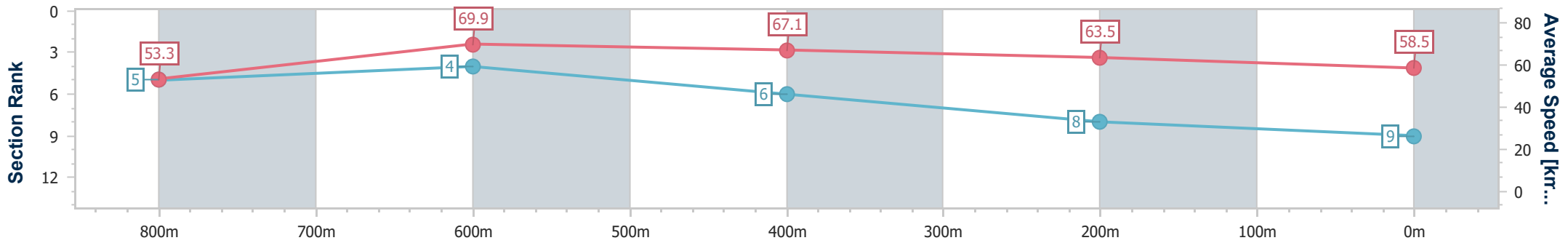
Horse/Jockey Name	Faith Over Fear
Final Rank	9
Fastest Section Time (Section)	0:10.47 (800m)
Top Speed [km/h] (Section)	71.0 (800m)
Race State	Finished



Townsville QLD Professional
 Race 2: Hygain Maiden Handicap - 1000m
 06 October 2024 - 12:57
 Track Rating: Soft 5, Weather: Fine, Rail Position: +2.5m Entire



Section	Overall	800m	600m	400m	200m
Section Times	0:58.83 [9] (0:13.53)	0:45.30 [5] (0:10.47)	0:34.83 [4] (0:11.02)	0:23.81 [6] (0:11.50)	0:12.31 [8] (0:12.31)
Average Speed [km/h]	53.3	69.9	67.1	63.5	58.5
Top Speed [km/h]	68.0	71.0	69.8	64.7	61.2
Avg. Dist. to Rail [m]	8.6	4.2	5.5	8.1	10.1
Avg. Stride Freq. [Hz]	2.5	2.7	2.6	2.5	2.4
Avg. Stride Length [m]	5.9	7.2	7.1	7.1	6.9



- [] Ranking at each section and finish
- .-.- No data available at this section
- NA No data available



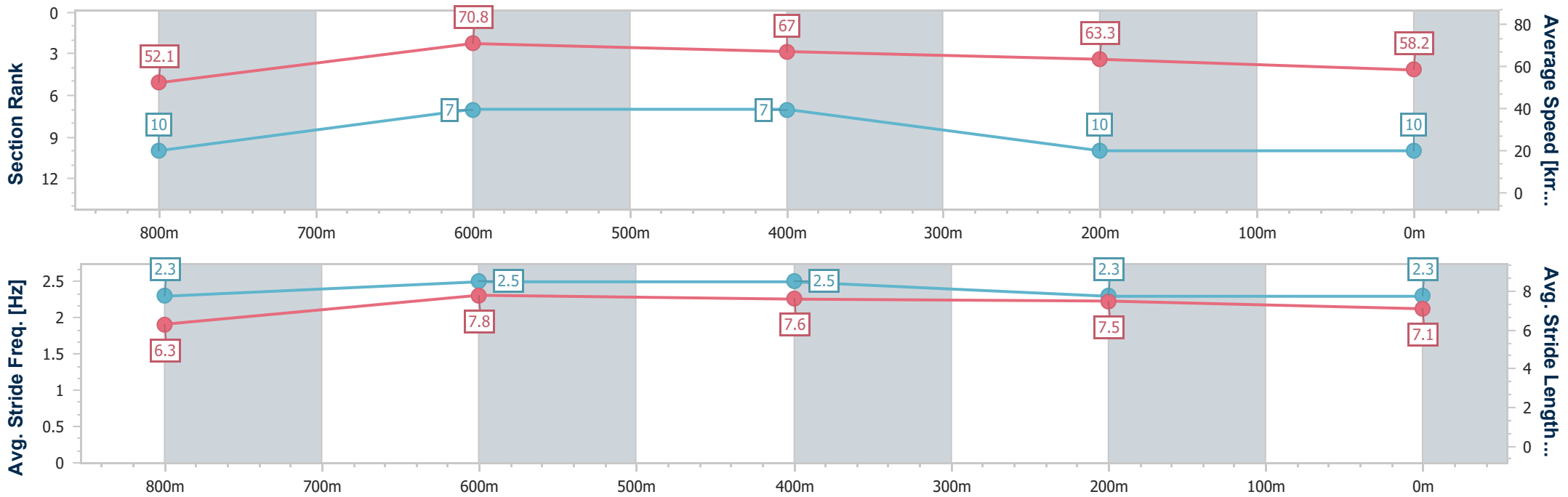
Horse/Jockey Name	Ohmikkiusofine
Final Rank	10
Fastest Section Time (Section)	0:10.41 (800m)
Top Speed [km/h] (Section)	71.8 (800m)
Race State	Finished



Townsville QLD Professional
 Race 2: Hygain Maiden Handicap - 1000m
 06 October 2024 - 12:57
 Track Rating: Soft 5, Weather: Fine, Rail Position: +2.5m Entire



Section	Overall	800m	600m	400m	200m
Section Times	0:59.17 [10] (0:13.82)	0:45.35 [10] (0:10.41)	0:34.94 [7] (0:11.00)	0:23.94 [7] (0:11.55)	0:12.39 [10] (0:12.39)
Average Speed [km/h]	52.1	70.8	67.0	63.3	58.2
Top Speed [km/h]	70.8	71.8	69.6	66.2	60.0
Avg. Dist. to Rail [m]	11.6	5.7	5.2	8.7	12.4
Avg. Stride Freq. [Hz]	2.3	2.5	2.5	2.3	2.3
Avg. Stride Length [m]	6.3	7.8	7.6	7.5	7.1



- [] Ranking at each section and finish
- .-.- No data available at this section
- NA No data available



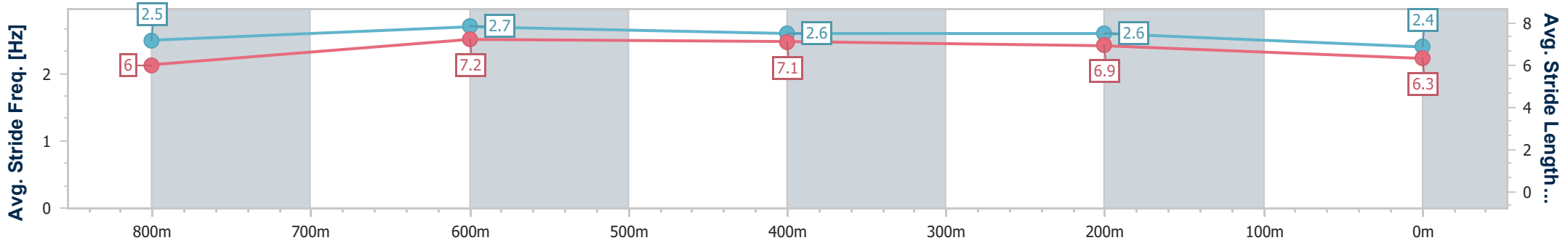
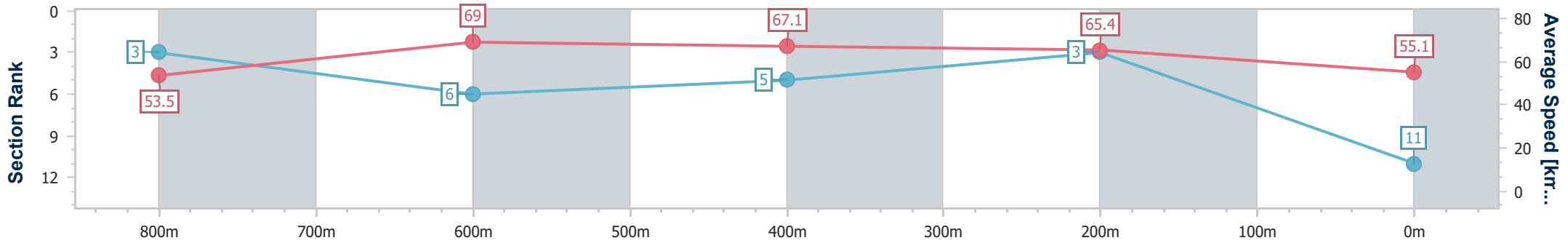
Horse/Jockey Name	Lake Varna
Final Rank	11
Fastest Section Time (Section)	0:10.56 (800m)
Top Speed [km/h] (Section)	69.7 (800m)
Race State	Finished



Townsville QLD Professional
 Race 2: Hygain Maiden Handicap - 1000m
 06 October 2024 - 12:57
 Track Rating: Soft 5, Weather: Fine, Rail Position: +2.5m Entire



Section	Overall	800m	600m	400m	200m
Section Times	0:59.19 [11] (0:13.45)	0:45.74 [3] (0:10.56)	0:35.18 [6] (0:10.97)	0:24.21 [5] (0:11.14)	0:13.07 [3] (0:13.07)
Average Speed [km/h]	53.5	69.0	67.1	65.4	55.1
Top Speed [km/h]	67.7	69.7	68.9	66.9	61.6
Avg. Dist. to Rail [m]	6.7	3.2	4.5	6.0	8.0
Avg. Stride Freq. [Hz]	2.5	2.7	2.6	2.6	2.4
Avg. Stride Length [m]	6.0	7.2	7.1	6.9	6.3



- [] Ranking at each section and finish
- .-.- No data available at this section
- NA No data available



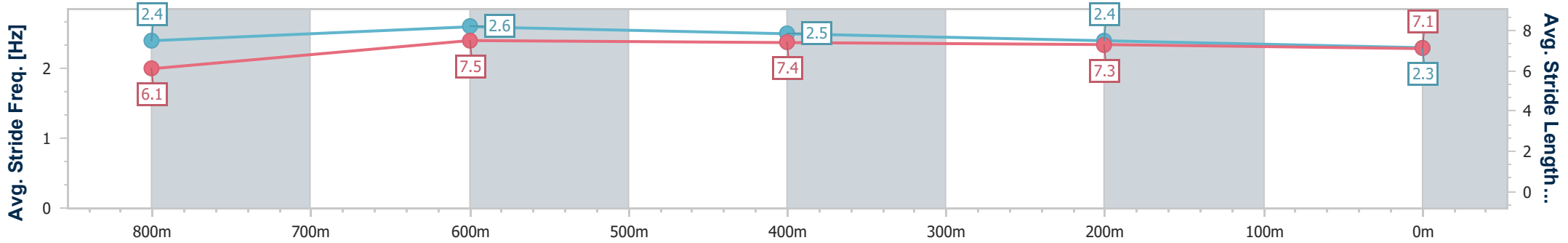
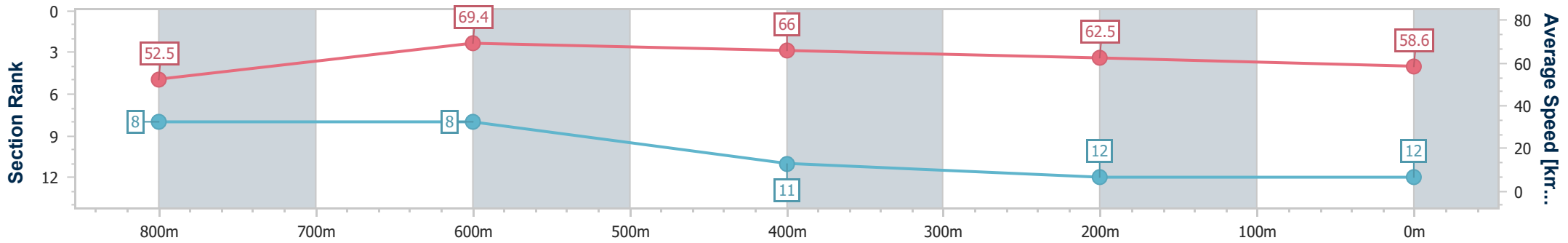
Horse/Jockey Name	Blazing Bonnie
Final Rank	12
Fastest Section Time (Section)	0:10.55 (800m)
Top Speed [km/h] (Section)	70.4 (800m)
Race State	Finished



Townsville QLD Professional
 Race 2: Hygain Maiden Handicap - 1000m
 06 October 2024 - 12:57
 Track Rating: Soft 5, Weather: Fine, Rail Position: +2.5m Entire



Section	Overall	800m	600m	400m	200m
Section Times	0:59.48 [12] (0:13.73)	0:45.75 [8] (0:10.55)	0:35.20 [8] (0:11.23)	0:23.97 [11] (0:11.68)	0:12.29 [12] (0:12.29)
Average Speed [km/h]	52.5	69.4	66.0	62.5	58.6
Top Speed [km/h]	69.7	70.4	67.9	65.9	61.6
Avg. Dist. to Rail [m]	9.6	4.8	6.2	7.2	4.7
Avg. Stride Freq. [Hz]	2.4	2.6	2.5	2.4	2.3
Avg. Stride Length [m]	6.1	7.5	7.4	7.3	7.1



- [] Ranking at each section and finish
- .-.- No data available at this section
- NA No data available



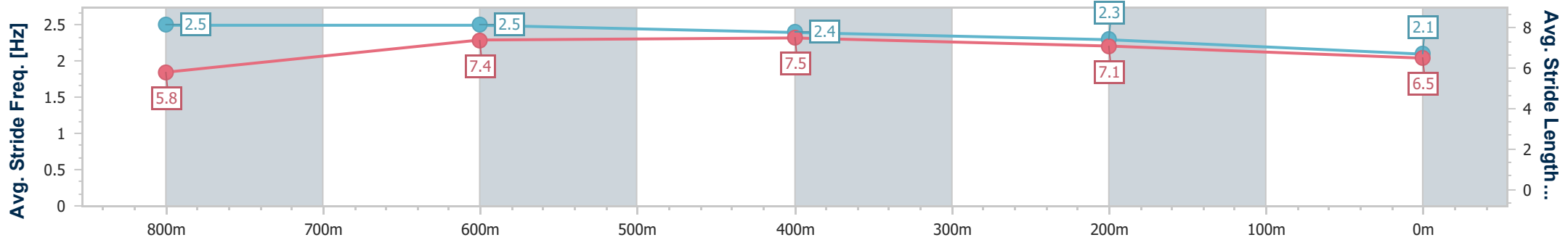
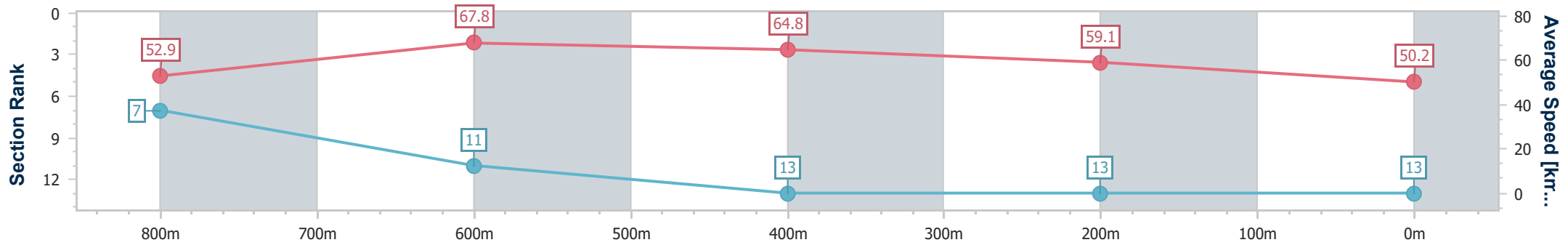
Horse/Jockey Name	Light A Dragon
Final Rank	13
Fastest Section Time (Section)	0:10.78 (800m)
Top Speed [km/h] (Section)	68.2 (800m)
Race State	Finished



Townsville QLD Professional
 Race 2: Hygain Maiden Handicap - 1000m
 06 October 2024 - 12:57
 Track Rating: Soft 5, Weather: Fine, Rail Position: +2.5m Entire



Section	Overall	800m	600m	400m	200m
Section Times	1:02.43 [13] (0:13.60)	0:48.83 [7] (0:10.78)	0:38.05 [11] (0:11.38)	0:26.67 [13] (0:12.29)	0:14.38 [13] (0:14.38)
Average Speed [km/h]	52.9	67.8	64.8	59.1	50.2
Top Speed [km/h]	67.8	68.2	67.7	62.5	54.7
Avg. Dist. to Rail [m]	6.2	3.5	5.1	5.9	7.2
Avg. Stride Freq. [Hz]	2.5	2.5	2.4	2.3	2.1
Avg. Stride Length [m]	5.8	7.4	7.5	7.1	6.5



- [] Ranking at each section and finish
- .-.- No data available at this section
- NA No data available



Townsville QLD Professional

Race 3: Georgie Holt Trainer Of The Year 23-24 Class 3 Handicap - 1000m

06 October 2024 - 13:30



Track Rating: Soft 5, Weather: Fine, Rail Position: +2.5m Entire

Section										Last 600m			
Field Times		Overall	800m	600m	400m	200m							
		0:56.49 (0:12.66)	0:43.83 (0:10.14)	0:33.69 (0:10.64)	0:23.05 (0:11.18)	0:11.87 (0:11.87)							
Rank	TAB	Horse/Jockey	Barrier	Top Speed [km/h]	Fastest Section	Overall	800m	600m	400m	200m	Margin	Last 600m	Distance Travelled [m]
1	3	ZI WIN Lacey Morrison	4	72.3 800m	0:10.24 800m	0:56.49 [1] (0:13.03)	0:43.46 [5] (0:10.24)	0:33.22 [5] (0:10.54)	0:22.68 [4] (0:11.14)	0:11.54 [4] (0:11.54)	0:56.49	0:33.22	
2	4	NO LOVE LOST Adam Sewell	3	72.0 Overall	0:10.31 800m	0:56.64 [2] (0:12.86)	0:43.78 [3] (0:10.31)	0:33.47 [4] (0:10.54)	0:22.93 [3] (0:11.06)	0:11.87 [3] (0:11.87)	0.9L	0:33.47	-1
3	2	HARTSHORN Tyler Leslight	7	71.4 600m	0:10.02 800m	0:56.90 [3] (0:12.78)	0:44.12 [2] (0:10.02)	0:34.10 [1] (0:10.64)	0:23.46 [1] (0:11.18)	0:12.28 [1] (0:12.28)	2.44L	0:34.10	+3
4	8	MR KOBO Marnu Potgieter	8	72.5 800m	0:10.29 800m	0:56.97 [4] (0:13.34)	0:43.63 [6] (0:10.29)	0:33.34 [6] (0:10.55)	0:22.79 [6] (0:11.06)	0:11.73 [7] (0:11.73)	2.82L	0:33.34	+3
5	1	JOHN JOSEPH Ashley Butler	9	71.2 800m	0:10.31 800m	0:56.98 [5] (0:13.49)	0:43.49 [7] (0:10.31)	0:33.18 [7] (0:10.53)	0:22.65 [8] (0:10.87)	0:11.78 [5] (0:11.78)	2.89L	0:33.18	+1
6	9	GOLDEN CHARLES Pietro Romeo	1	71.5 800m	0:10.27 800m	0:57.45 [6] (0:12.86)	0:44.59 [4] (0:10.27)	0:34.32 [3] (0:10.79)	0:23.53 [5] (0:11.36)	0:12.17 [8] (0:12.17)	5.66L	0:34.32	-1
7	5	OUR ADDICTION Jason Taylor	2	71.9 800m	0:10.19 800m	0:57.49 [7] (0:12.66)	0:44.83 [1] (0:10.19)	0:34.64 [2] (0:10.61)	0:24.03 [2] (0:11.25)	0:12.78 [2] (0:12.78)	5.89L	0:34.64	+0
8	6	EXTRA FREE Rebecca Wilson	5	71.8 600m	0:10.27 800m	0:57.51 [8] (0:13.57)	0:43.94 [8] (0:10.27)	0:33.67 [8] (0:10.40)	0:23.27 [7] (0:10.98)	0:12.29 [6] (0:12.29)	6.03L	0:33.67	-1

Scratched: Dickin Medal (#7)

[] Ranking at each section and finish
 -:-:- No data available at this section
 NA No data available

SCN Saddle cloth number
 DNF Did not finish
 DNT Did not track



Horse/Jockey Name	Zi Win
Final Rank	1
Fastest Section Time (Section)	0:10.24 (800m)
Top Speed [km/h] (Section)	72.3 (800m)
Race State	Finished



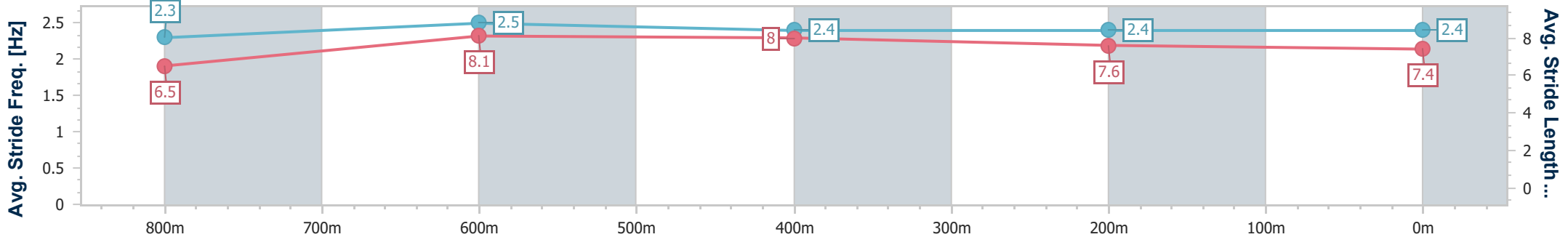
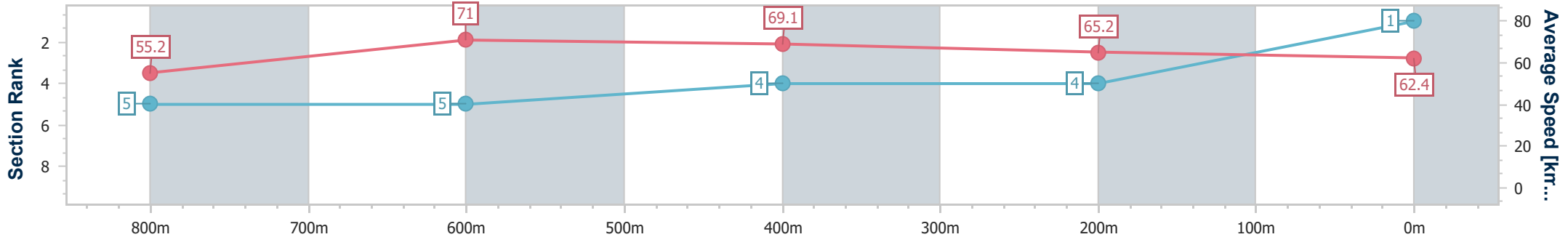
Townsville QLD Professional
Race 3: Georgie Holt Trainer Of The Year 23-24 Class 3
Handicap - 1000m

06 October 2024 - 13:30

Track Rating: Soft 5, Weather: Fine, Rail Position: +2.5m Entire



Section	Overall	800m	600m	400m	200m
Section Times	0:56.49 [1] (0:13.03)	0:43.46 [5] (0:10.24)	0:33.22 [5] (0:10.54)	0:22.68 [4] (0:11.14)	0:11.54 [4] (0:11.54)
Average Speed [km/h]	55.2	71.0	69.1	65.2	62.4
Top Speed [km/h]	71.7	72.3	70.7	66.9	64.6
Avg. Dist. to Rail [m]	4.9	2.4	2.7	5.7	8.7
Avg. Stride Freq. [Hz]	2.3	2.5	2.4	2.4	2.4
Avg. Stride Length [m]	6.5	8.1	8.0	7.6	7.4



- [] Ranking at each section and finish
- .-.- No data available at this section
- NA No data available



Horse/Jockey Name	No Love Lost
Final Rank	2
Fastest Section Time (Section)	0:10.31 (800m)
Top Speed [km/h] (Section)	72.0 (Overall)
Race State	Finished



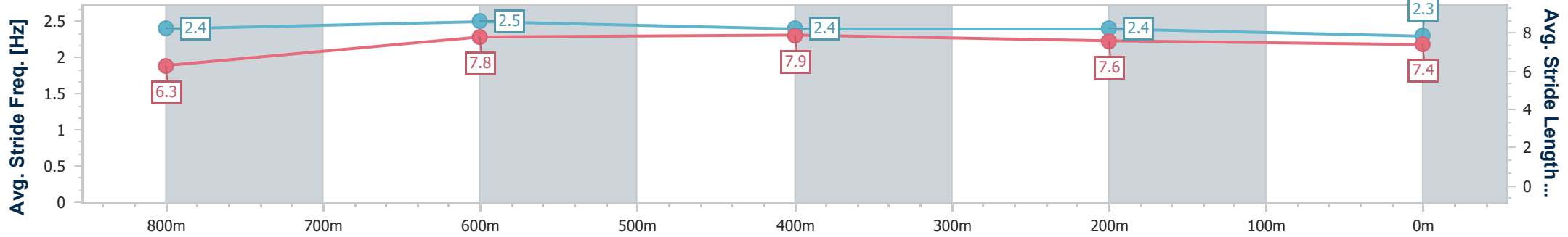
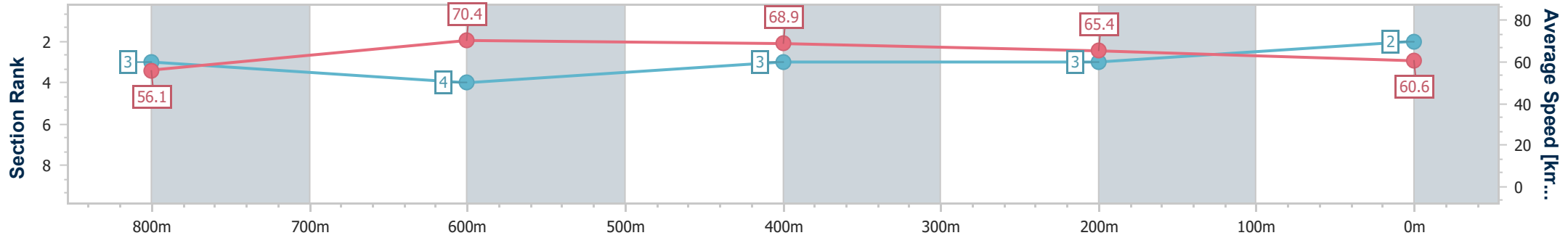
Townsville QLD Professional
Race 3: Georgie Holt Trainer Of The Year 23-24 Class 3
Handicap - 1000m

06 October 2024 - 13:30

Track Rating: Soft 5, Weather: Fine, Rail Position: +2.5m Entire



Section	Overall	800m	600m	400m	200m
Section Times	0:56.64 [2] (0:12.86)	0:43.78 [3] (0:10.31)	0:33.47 [4] (0:10.54)	0:22.93 [3] (0:11.06)	0:11.87 [3] (0:11.87)
Average Speed [km/h]	56.1	70.4	68.9	65.4	60.6
Top Speed [km/h]	72.0	72.0	70.8	67.2	64.7
Avg. Dist. to Rail [m]	4.4	3.1	1.7	3.7	6.8
Avg. Stride Freq. [Hz]	2.4	2.5	2.4	2.4	2.3
Avg. Stride Length [m]	6.3	7.8	7.9	7.6	7.4



- [] Ranking at each section and finish
- .-.- No data available at this section
- NA No data available



Horse/Jockey Name	Hartshorn
Final Rank	3
Fastest Section Time (Section)	0:10.02 (800m)
Top Speed [km/h] (Section)	71.4 (600m)
Race State	Finished



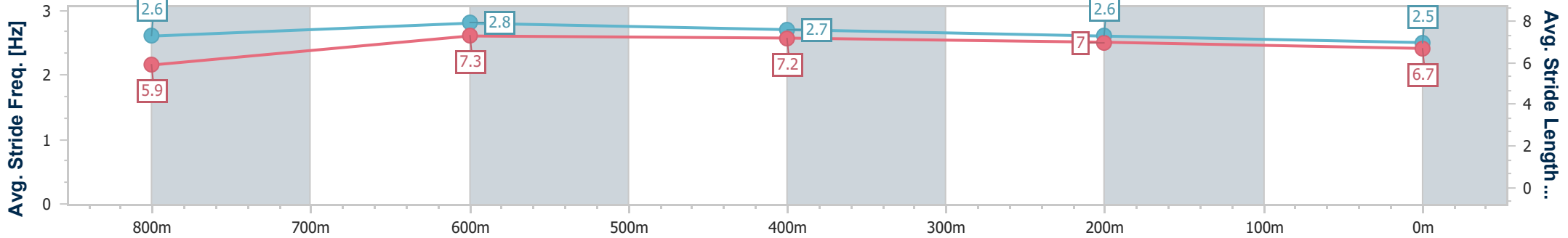
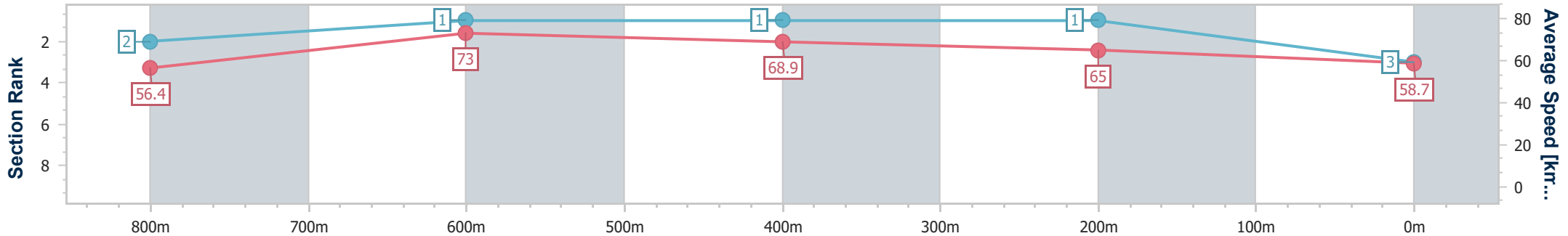
Townsville QLD Professional
Race 3: Georgie Holt Trainer Of The Year 23-24 Class 3
Handicap - 1000m

06 October 2024 - 13:30

Track Rating: Soft 5, Weather: Fine, Rail Position: +2.5m Entire



Section	Overall	800m	600m	400m	200m
Section Times	0:56.90 [3] (0:12.78)	0:44.12 [2] (0:10.02)	0:34.10 [1] (0:10.64)	0:23.46 [1] (0:11.18)	0:12.28 [1] (0:12.28)
Average Speed [km/h]	56.4	73.0	68.9	65.0	58.7
Top Speed [km/h]	69.5	70.2	71.4	67.1	62.6
Avg. Dist. to Rail [m]	6.3	4.1	3.8	5.0	6.3
Avg. Stride Freq. [Hz]	2.6	2.8	2.7	2.6	2.5
Avg. Stride Length [m]	5.9	7.3	7.2	7.0	6.7



- [] Ranking at each section and finish
- .-.- No data available at this section
- NA No data available



Horse/Jockey Name	Mr Kobo
Final Rank	4
Fastest Section Time (Section)	0:10.29 (800m)
Top Speed [km/h] (Section)	72.5 (800m)
Race State	Finished



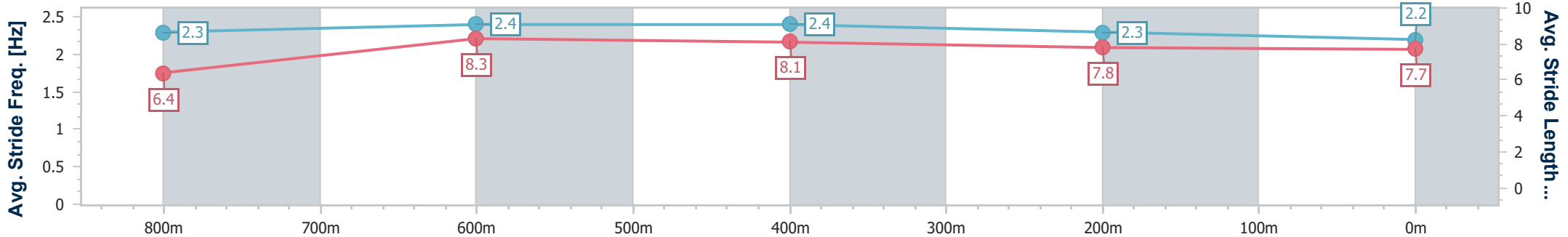
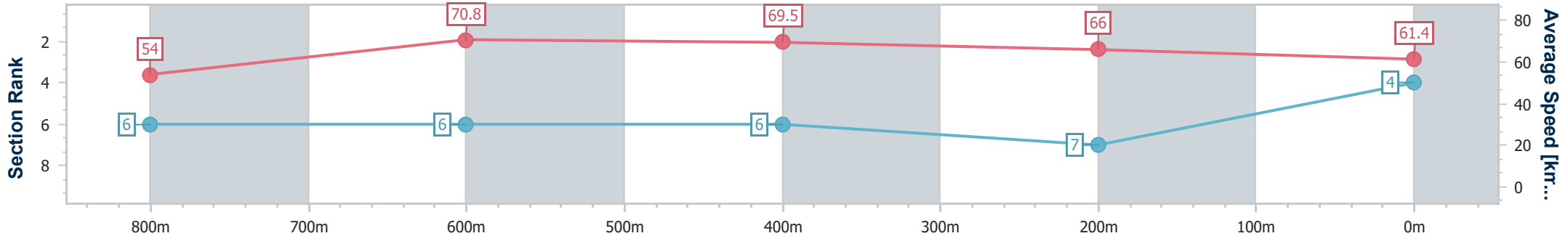
Townsville QLD Professional
Race 3: Georgie Holt Trainer Of The Year 23-24 Class 3
Handicap - 1000m

06 October 2024 - 13:30

Track Rating: Soft 5, Weather: Fine, Rail Position: +2.5m Entire



Section	Overall	800m	600m	400m	200m
Section Times	0:56.97 [4] (0:13.34)	0:43.63 [6] (0:10.29)	0:33.34 [6] (0:10.55)	0:22.79 [6] (0:11.06)	0:11.73 [7] (0:11.73)
Average Speed [km/h]	54.0	70.8	69.5	66.0	61.4
Top Speed [km/h]	68.4	72.5	71.5	68.0	63.4
Avg. Dist. to Rail [m]	5.8	3.0	3.9	7.7	10.1
Avg. Stride Freq. [Hz]	2.3	2.4	2.4	2.3	2.2
Avg. Stride Length [m]	6.4	8.3	8.1	7.8	7.7



- [] Ranking at each section and finish
- .-.- No data available at this section
- NA No data available



Horse/Jockey Name	John Joseph
Final Rank	5
Fastest Section Time (Section)	0:10.31 (800m)
Top Speed [km/h] (Section)	71.2 (800m)
Race State	Finished



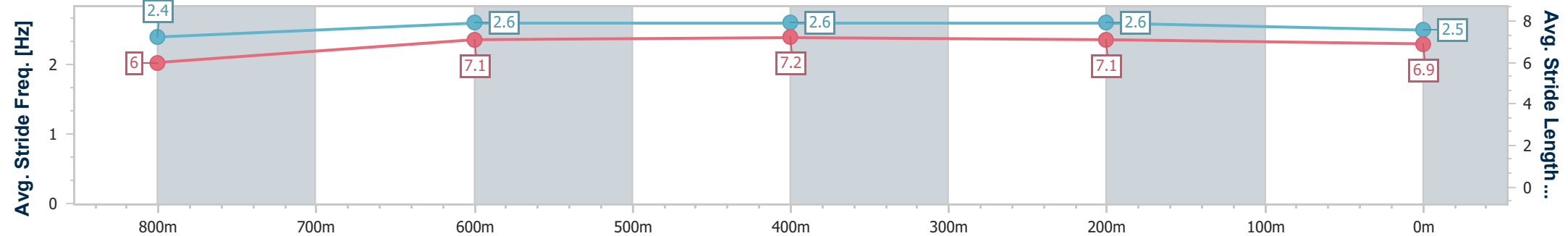
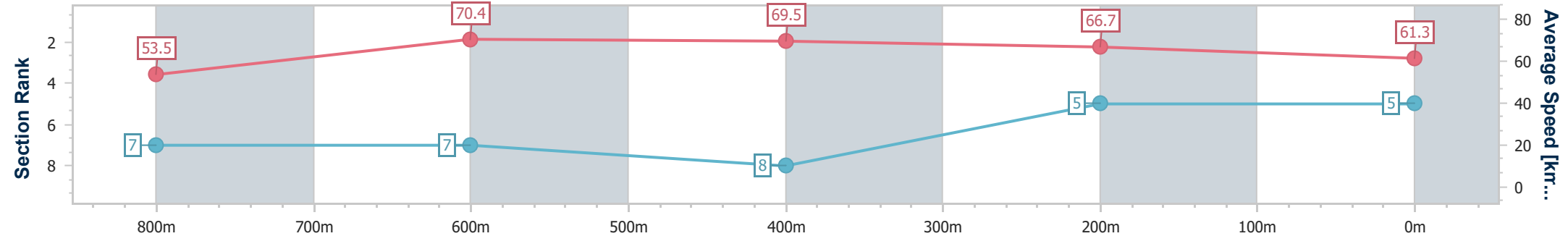
Townsville QLD Professional
Race 3: Georgie Holt Trainer Of The Year 23-24 Class 3
Handicap - 1000m

06 October 2024 - 13:30

Track Rating: Soft 5, Weather: Fine, Rail Position: +2.5m Entire



Section	Overall	800m	600m	400m	200m
Section Times	0:56.98 [5] (0:13.49)	0:43.49 [7] (0:10.31)	0:33.18 [7] (0:10.53)	0:22.65 [8] (0:10.87)	0:11.78 [5] (0:11.78)
Average Speed [km/h]	53.5	70.4	69.5	66.7	61.3
Top Speed [km/h]	69.2	71.2	70.8	68.3	64.5
Avg. Dist. to Rail [m]	6.0	2.5	3.2	4.8	7.1
Avg. Stride Freq. [Hz]	2.4	2.6	2.6	2.6	2.5
Avg. Stride Length [m]	6.0	7.1	7.2	7.1	6.9



- [] Ranking at each section and finish
- .-.- No data available at this section
- NA No data available



Horse/Jockey Name	Golden Charles
Final Rank	6
Fastest Section Time (Section)	0:10.27 (800m)
Top Speed [km/h] (Section)	71.5 (800m)
Race State	Finished



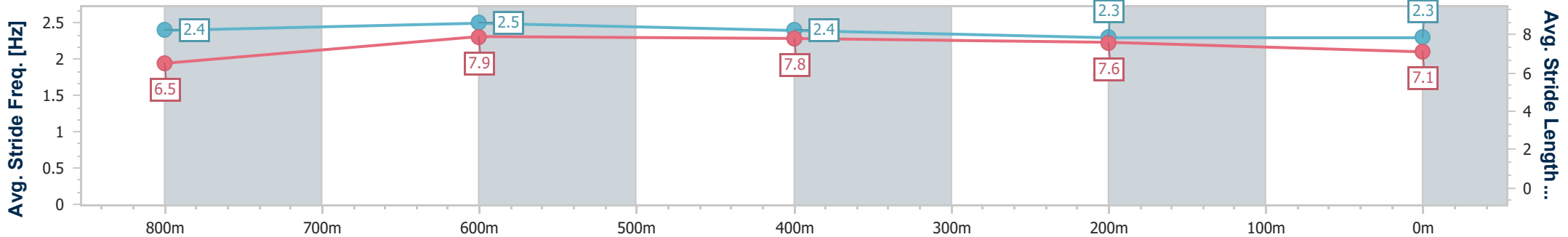
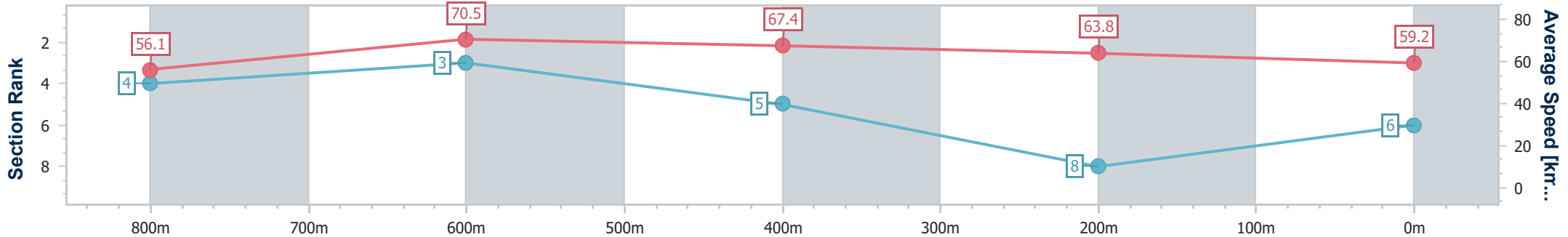
Townsville QLD Professional
Race 3: Georgie Holt Trainer Of The Year 23-24 Class 3
Handicap - 1000m



06 October 2024 - 13:30

Track Rating: Soft 5, Weather: Fine, Rail Position: +2.5m Entire

Section	Overall	800m	600m	400m	200m
Section Times	0:57.45 [6] (0:12.86)	0:44.59 [4] (0:10.27)	0:34.32 [3] (0:10.79)	0:23.53 [5] (0:11.36)	0:12.17 [8] (0:12.17)
Average Speed [km/h]	56.1	70.5	67.4	63.8	59.2
Top Speed [km/h]	71.5	71.5	70.3	65.4	61.9
Avg. Dist. to Rail [m]	2.2	1.6	2.4	3.5	5.3
Avg. Stride Freq. [Hz]	2.4	2.5	2.4	2.3	2.3
Avg. Stride Length [m]	6.5	7.9	7.8	7.6	7.1



- [] Ranking at each section and finish
- .-.- No data available at this section
- NA No data available



Horse/Jockey Name	Our Addiction
Final Rank	7
Fastest Section Time (Section)	0:10.19 (800m)
Top Speed [km/h] (Section)	71.9 (800m)
Race State	Finished



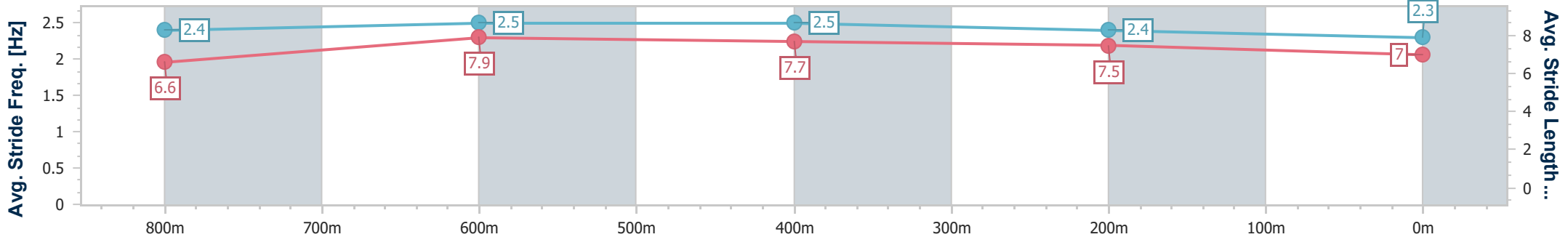
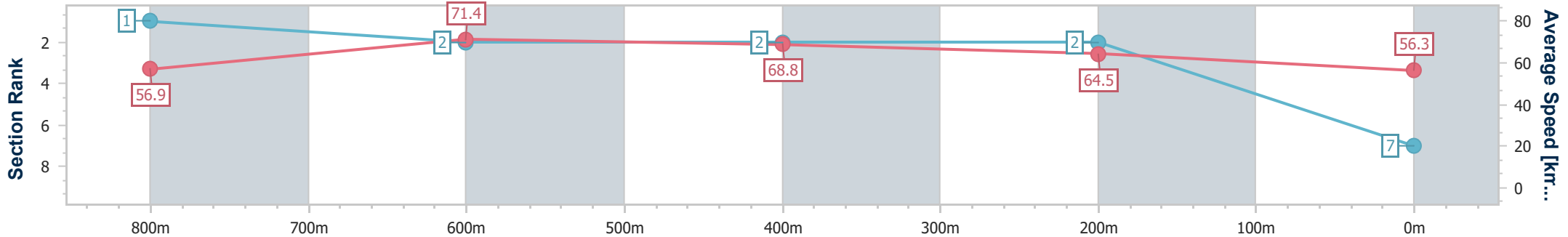
Townsville QLD Professional
Race 3: Georgie Holt Trainer Of The Year 23-24 Class 3
Handicap - 1000m

06 October 2024 - 13:30

Track Rating: Soft 5, Weather: Fine, Rail Position: +2.5m Entire



Section	Overall	800m	600m	400m	200m
Section Times	0:57.49 [7] (0:12.66)	0:44.83 [1] (0:10.19)	0:34.64 [2] (0:10.61)	0:24.03 [2] (0:11.25)	0:12.78 [2] (0:12.78)
Average Speed [km/h]	56.9	71.4	68.8	64.5	56.3
Top Speed [km/h]	71.2	71.9	71.6	67.2	61.4
Avg. Dist. to Rail [m]	3.2	2.8	3.1	3.4	3.6
Avg. Stride Freq. [Hz]	2.4	2.5	2.5	2.4	2.3
Avg. Stride Length [m]	6.6	7.9	7.7	7.5	7.0



- [] Ranking at each section and finish
- .-.- No data available at this section
- NA No data available



Horse/Jockey Name	Extra Free
Final Rank	8
Fastest Section Time (Section)	0:10.27 (800m)
Top Speed [km/h] (Section)	71.8 (600m)
Race State	Finished



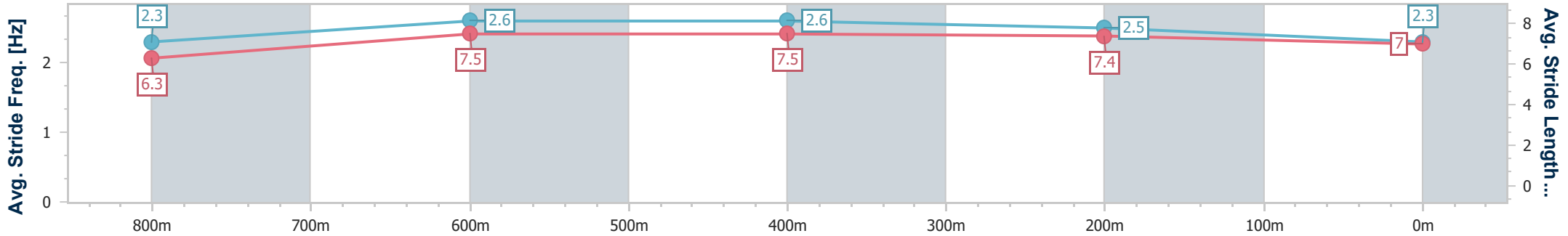
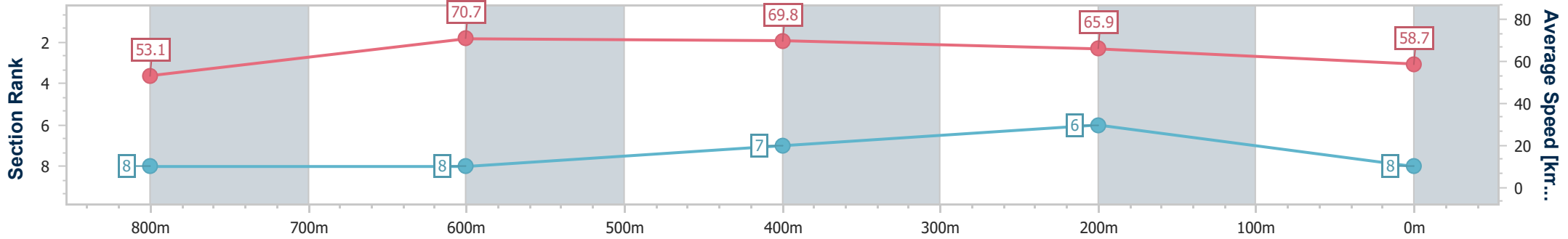
Townsville QLD Professional
Race 3: Georgie Holt Trainer Of The Year 23-24 Class 3
Handicap - 1000m



06 October 2024 - 13:30

Track Rating: Soft 5, Weather: Fine, Rail Position: +2.5m Entire

Section	Overall	800m	600m	400m	200m
Section Times	0:57.51 [8] (0:13.57)	0:43.94 [8] (0:10.27)	0:33.67 [8] (0:10.40)	0:23.27 [7] (0:10.98)	0:12.29 [6] (0:12.29)
Average Speed [km/h]	53.1	70.7	69.8	65.9	58.7
Top Speed [km/h]	71.2	71.8	71.8	69.0	64.0
Avg. Dist. to Rail [m]	3.5	2.0	1.9	2.9	4.0
Avg. Stride Freq. [Hz]	2.3	2.6	2.6	2.5	2.3
Avg. Stride Length [m]	6.3	7.5	7.5	7.4	7.0



- [] Ranking at each section and finish
- .-.- No data available at this section
- NA No data available



Townsville QLD Professional

Race 4: Ladbrokes Own Spring OPEN Handicap - 1000m

06 October 2024 - 14:07



Track Rating: Soft 5, Weather: Fine, Rail Position: +2.5m Entire

Section		Overall						800m		600m		400m		200m		Last 600m	
Field Times		0:56.00						0:43.06		0:32.77		0:22.00		0:11.22		0:32.77	
		(0:12.94)						(0:10.29)		(0:10.77)		(0:10.78)		(0:11.22)			
Rank	TAB	Horse/Jockey	Barrier	Top Speed [km/h]	Fastest Section	Overall	800m	600m	400m	200m	Margin	Last 600m	Distance Travelled [m]				
1	3	MISSILE THUNDER Tyler Leslight	5	72.1 800m	0:10.20 800m	0:56.00 [1] (0:13.26)	0:42.74 [5] (0:10.20)	0:32.54 [5] (0:10.65)	0:21.89 [4] (0:10.67)	0:11.22 [1] (0:11.22)	0:56.00	0:32.54					
2	1	CIRCULARITY Justin Huxtable	4	71.6 800m	0:10.39 800m	0:56.15 [2] (0:12.96)	0:43.19 [2] (0:10.39)	0:32.80 [3] (0:10.71)	0:22.09 [2] (0:10.74)	0:11.35 [2] (0:11.35)	0.86L	0:32.80	-7				
3	2	ALL TIME LEGEND Ryan Wiggins	2	71.8 800m	0:10.20 800m	0:56.27 [3] (0:13.12)	0:43.15 [4] (0:10.20)	0:32.95 [2] (0:10.75)	0:22.20 [3] (0:10.86)	0:11.34 [4] (0:11.34)	1.57L	0:32.95	-7				
4	7	RED BOOMSHAKALAKA Jason Taylor	1	72.3 800m	0:10.29 800m	0:56.40 [4] (0:12.94)	0:43.46 [1] (0:10.29)	0:33.17 [1] (0:10.77)	0:22.40 [1] (0:10.85)	0:11.55 [3] (0:11.55)	2.35L	0:33.17	-7				
5	6	MISTER LARRABEE Nathan Thomas	9	71.7 800m	0:10.19 800m	0:56.53 [5] (0:13.88)	0:42.65 [8] (0:10.19)	0:32.46 [8] (0:10.48)	0:21.98 [8] (0:10.74)	0:11.24 [8] (0:11.24)	3.13L	0:32.46	-5				
6	9	ROUGH CUT JEWEL Lacey Morrison	6	71.3 800m	0:10.29 800m	0:56.56 [6] (0:13.09)	0:43.47 [3] (0:10.29)	0:33.18 [4] (0:10.85)	0:22.33 [5] (0:10.93)	0:11.40 [5] (0:11.40)	3.26L	0:33.18	-4				
7	8	KISS ME LATER Adam Sewell	3	70.8 800m	0:10.31 800m	0:56.70 [7] (0:13.56)	0:43.14 [7] (0:10.31)	0:32.83 [7] (0:10.56)	0:22.27 [6] (0:10.76)	0:11.51 [6] (0:11.51)	4.12L	0:32.83	-6				
8	4	INVINCIBLE JET Chelsea Jokic	8	72.7 800m	0:10.24 800m	0:56.80 [8] (0:13.52)	0:43.28 [6] (0:10.24)	0:33.04 [6] (0:10.75)	0:22.29 [7] (0:10.76)	0:11.53 [7] (0:11.53)	4.68L	0:33.04	-3				

Scratched: Crowning Moment (#5)

[] Ranking at each section and finish
 -:-:- No data available at this section
 NA No data available

SCN Saddle cloth number
 DNF Did not finish
 DNT Did not track



Horse/Jockey Name	Missile Thunder
Final Rank	1
Fastest Section Time (Section)	0:10.20 (800m)
Top Speed [km/h] (Section)	72.1 (800m)
Race State	Finished



Townsville QLD Professional

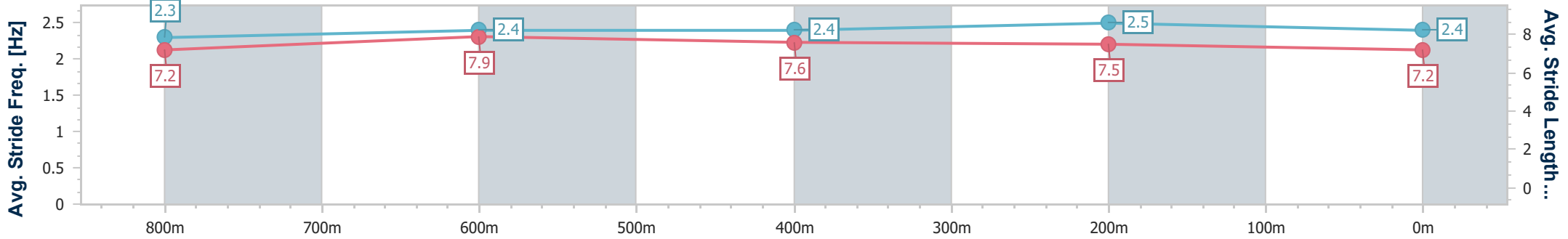
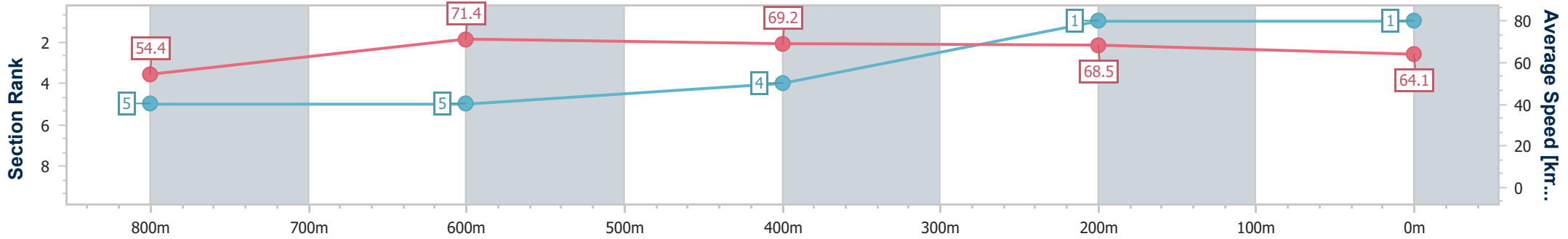
Race 4: Ladbrokes Own Spring OPEN Handicap - 1000m

06 October 2024 - 14:07

Track Rating: Soft 5, Weather: Fine, Rail Position: +2.5m Entire



Section	Overall	800m	600m	400m	200m
Section Times	0:56.00 [1] (0:13.26)	0:42.74 [5] (0:10.20)	0:32.54 [5] (0:10.65)	0:21.89 [4] (0:10.67)	0:11.22 [1] (0:11.22)
Average Speed [km/h]	54.4	71.4	69.2	68.5	64.1
Top Speed [km/h]	69.9	72.1	70.7	68.9	68.0
Avg. Dist. to Rail [m]	5.4	3.5	5.2	6.5	6.4
Avg. Stride Freq. [Hz]	2.3	2.4	2.4	2.5	2.4
Avg. Stride Length [m]	7.2	7.9	7.6	7.5	7.2



- [] Ranking at each section and finish
- .-.-.- No data available at this section
- NA No data available



Horse/Jockey Name	Circularity
Final Rank	2
Fastest Section Time (Section)	0:10.39 (800m)
Top Speed [km/h] (Section)	71.6 (800m)
Race State	Finished



Townsville QLD Professional

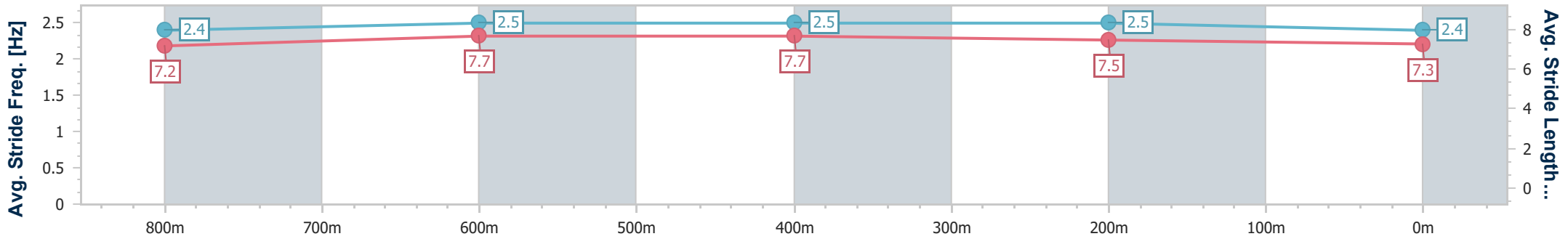
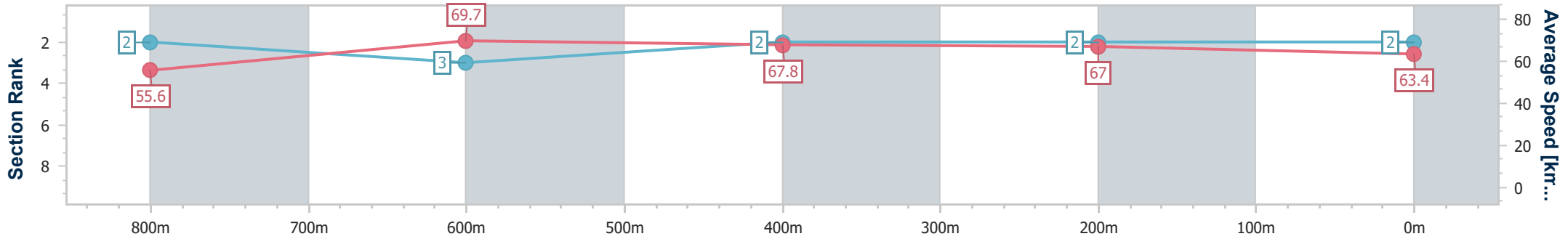
Race 4: Ladbrokes Own Spring OPEN Handicap - 1000m

06 October 2024 - 14:07

Track Rating: Soft 5, Weather: Fine, Rail Position: +2.5m Entire



Section	Overall	800m	600m	400m	200m
Section Times	0:56.15 [2] (0:12.96)	0:43.19 [2] (0:10.39)	0:32.80 [3] (0:10.71)	0:22.09 [2] (0:10.74)	0:11.35 [2] (0:11.35)
Average Speed [km/h]	55.6	69.7	67.8	67.0	63.4
Top Speed [km/h]	69.8	71.6	69.0	67.8	66.9
Avg. Dist. to Rail [m]	3.9	2.1	1.3	1.0	0.9
Avg. Stride Freq. [Hz]	2.4	2.5	2.5	2.5	2.4
Avg. Stride Length [m]	7.2	7.7	7.7	7.5	7.3



- [] Ranking at each section and finish
- .-.- No data available at this section
- NA No data available



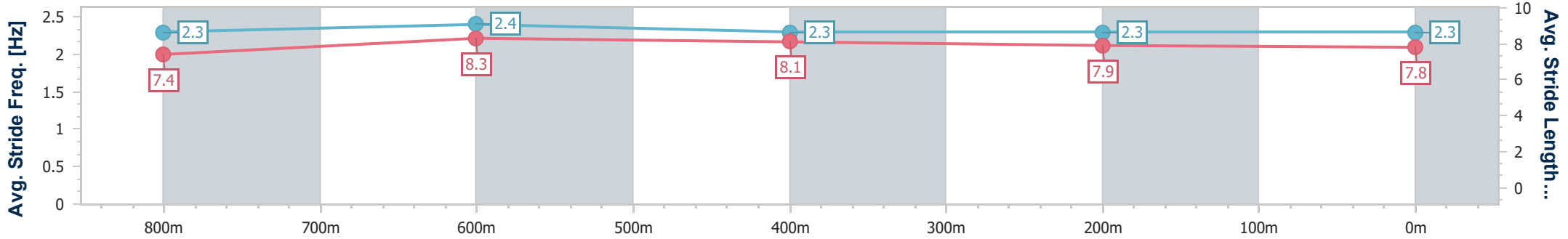
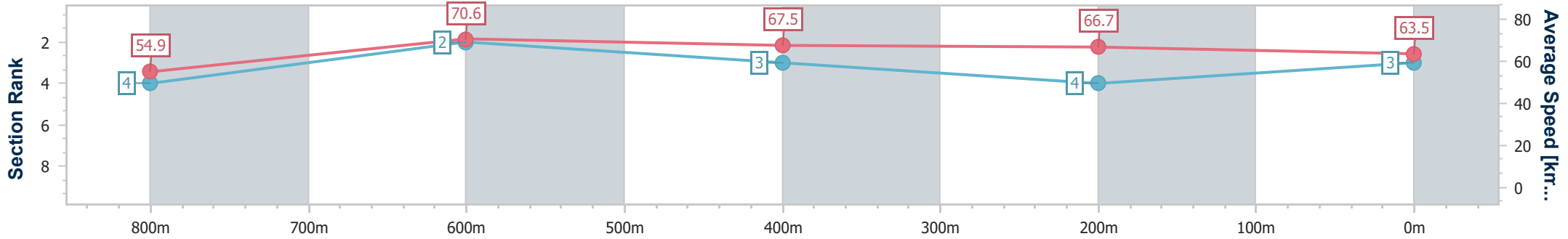
Horse/Jockey Name	All Time Legend
Final Rank	3
Fastest Section Time (Section)	0:10.20 (800m)
Top Speed [km/h] (Section)	71.8 (800m)
Race State	Finished



Townsville QLD Professional
 Race 4: Ladbrokes Own Spring OPEN Handicap - 1000m
 06 October 2024 - 14:07
 Track Rating: Soft 5, Weather: Fine, Rail Position: +2.5m Entire



Section	Overall	800m	600m	400m	200m
Section Times	0:56.27 [3] (0:13.12)	0:43.15 [4] (0:10.20)	0:32.95 [2] (0:10.75)	0:22.20 [3] (0:10.86)	0:11.34 [4] (0:11.34)
Average Speed [km/h]	54.9	70.6	67.5	66.7	63.5
Top Speed [km/h]	69.9	71.8	69.8	67.7	66.0
Avg. Dist. to Rail [m]	1.1	0.5	1.6	4.9	8.4
Avg. Stride Freq. [Hz]	2.3	2.4	2.3	2.3	2.3
Avg. Stride Length [m]	7.4	8.3	8.1	7.9	7.8



- [] Ranking at each section and finish
- .-.- No data available at this section
- NA No data available



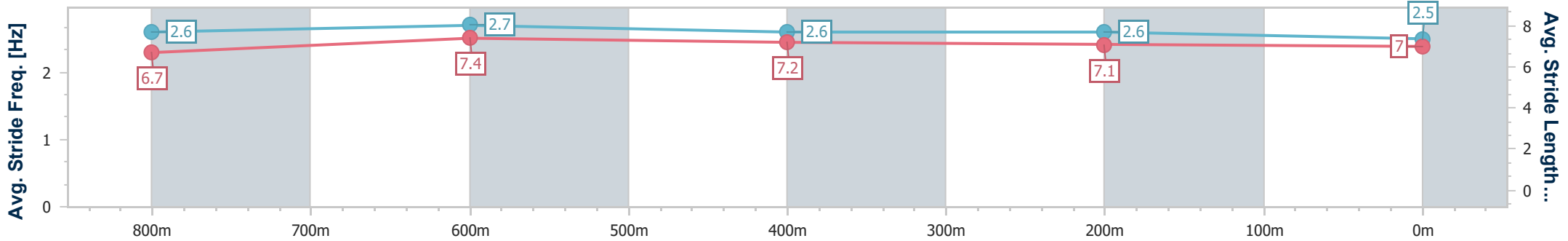
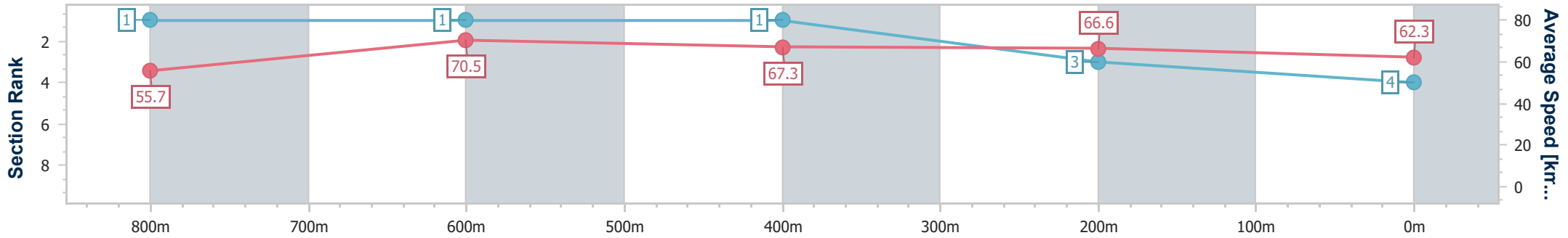
Horse/Jockey Name	Red Boomshakalaka
Final Rank	4
Fastest Section Time (Section)	0:10.29 (800m)
Top Speed [km/h] (Section)	72.3 (800m)
Race State	Finished



Townsville QLD Professional
 Race 4: Ladbrokes Own Spring OPEN Handicap - 1000m
 06 October 2024 - 14:07
 Track Rating: Soft 5, Weather: Fine, Rail Position: +2.5m Entire



Section	Overall	800m	600m	400m	200m
Section Times	0:56.40 [4] (0:12.94)	0:43.46 [1] (0:10.29)	0:33.17 [1] (0:10.77)	0:22.40 [1] (0:10.85)	0:11.55 [3] (0:11.55)
Average Speed [km/h]	55.7	70.5	67.3	66.6	62.3
Top Speed [km/h]	71.2	72.3	69.5	68.5	65.2
Avg. Dist. to Rail [m]	1.8	1.9	1.4	2.6	3.6
Avg. Stride Freq. [Hz]	2.6	2.7	2.6	2.6	2.5
Avg. Stride Length [m]	6.7	7.4	7.2	7.1	7.0



- [] Ranking at each section and finish
- .-.- No data available at this section
- NA No data available



Horse/Jockey Name	Mister Larrabee
Final Rank	5
Fastest Section Time (Section)	0:10.19 (800m)
Top Speed [km/h] (Section)	71.7 (800m)
Race State	Finished



Townsville QLD Professional

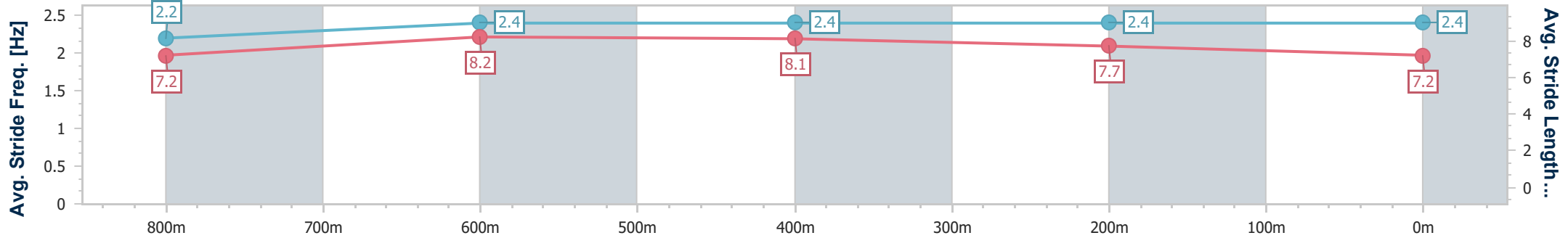
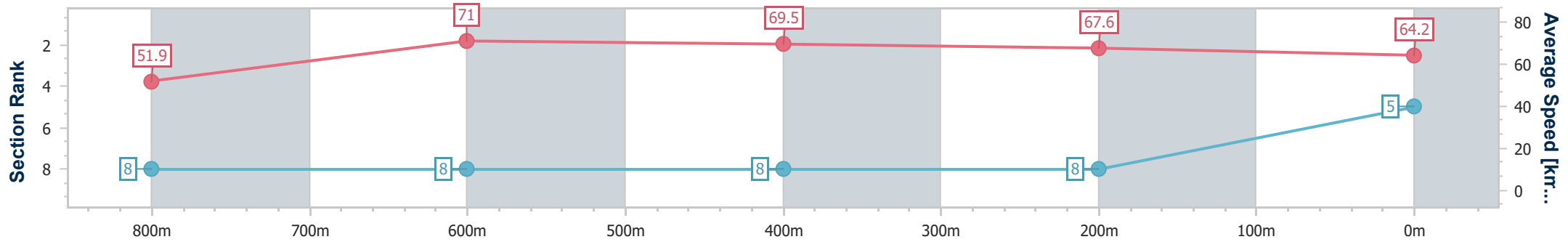
Race 4: Ladbrokes Own Spring OPEN Handicap - 1000m

06 October 2024 - 14:07

Track Rating: Soft 5, Weather: Fine, Rail Position: +2.5m Entire



Section	Overall	800m	600m	400m	200m
Section Times	0:56.53 [5] (0:13.88)	0:42.65 [8] (0:10.19)	0:32.46 [8] (0:10.48)	0:21.98 [8] (0:10.74)	0:11.24 [8] (0:11.24)
Average Speed [km/h]	51.9	71.0	69.5	67.6	64.2
Top Speed [km/h]	69.9	71.7	71.3	68.4	67.1
Avg. Dist. to Rail [m]	5.6	1.6	2.1	6.5	10.5
Avg. Stride Freq. [Hz]	2.2	2.4	2.4	2.4	2.4
Avg. Stride Length [m]	7.2	8.2	8.1	7.7	7.2



- [] Ranking at each section and finish
- .-.- No data available at this section
- NA No data available



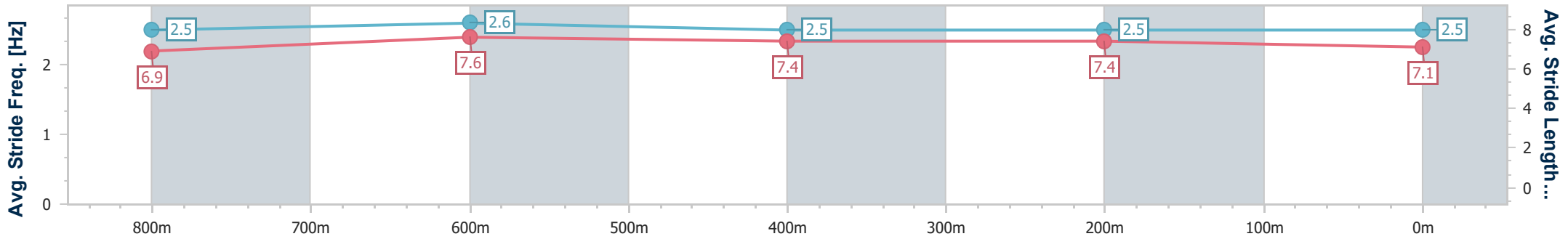
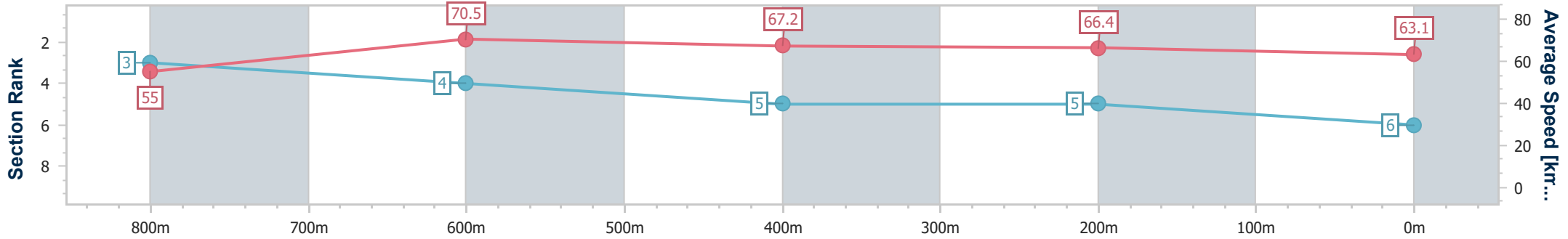
Horse/Jockey Name	Rough Cut Jewel
Final Rank	6
Fastest Section Time (Section)	0:10.29 (800m)
Top Speed [km/h] (Section)	71.3 (800m)
Race State	Finished



Townsville QLD Professional
 Race 4: Ladbrokes Own Spring OPEN Handicap - 1000m
 06 October 2024 - 14:07
 Track Rating: Soft 5, Weather: Fine, Rail Position: +2.5m Entire



Section	Overall	800m	600m	400m	200m
Section Times	0:56.56 [6] (0:13.09)	0:43.47 [3] (0:10.29)	0:33.18 [4] (0:10.85)	0:22.33 [5] (0:10.93)	0:11.40 [5] (0:11.40)
Average Speed [km/h]	55.0	70.5	67.2	66.4	63.1
Top Speed [km/h]	70.5	71.3	69.5	67.8	65.7
Avg. Dist. to Rail [m]	5.5	2.2	2.7	5.3	8.3
Avg. Stride Freq. [Hz]	2.5	2.6	2.5	2.5	2.5
Avg. Stride Length [m]	6.9	7.6	7.4	7.4	7.1



- [] Ranking at each section and finish
- .-.- No data available at this section
- NA No data available



Horse/Jockey Name	Kiss Me Later
Final Rank	7
Fastest Section Time (Section)	0:10.31 (800m)
Top Speed [km/h] (Section)	70.8 (800m)
Race State	Finished



Townsville QLD Professional

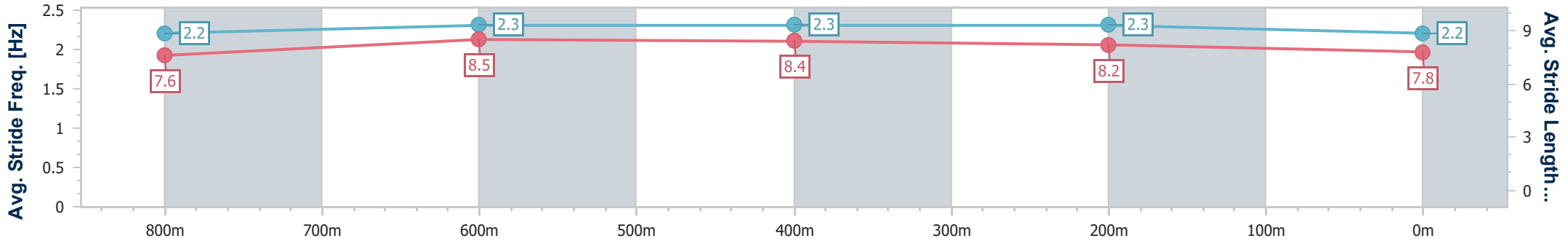
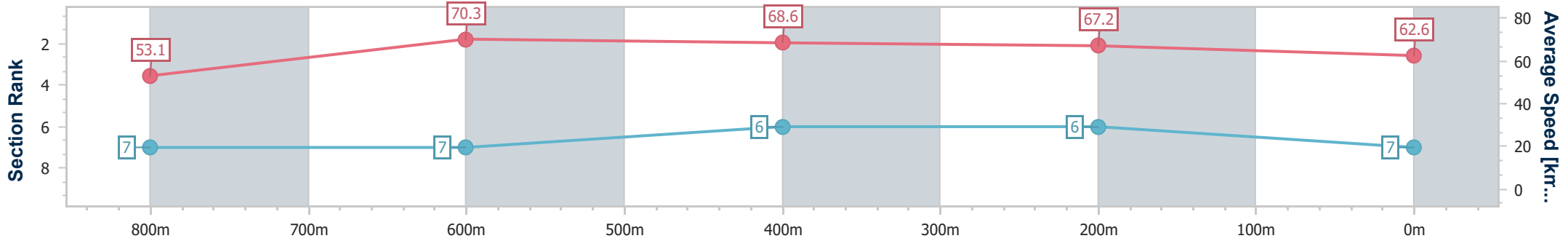
Race 4: Ladbrokes Own Spring OPEN Handicap - 1000m

06 October 2024 - 14:07

Track Rating: Soft 5, Weather: Fine, Rail Position: +2.5m Entire



Section	Overall	800m	600m	400m	200m
Section Times	0:56.70 [7] (0:13.56)	0:43.14 [7] (0:10.31)	0:32.83 [7] (0:10.56)	0:22.27 [6] (0:10.76)	0:11.51 [6] (0:11.51)
Average Speed [km/h]	53.1	70.3	68.6	67.2	62.6
Top Speed [km/h]	69.8	70.8	70.2	68.0	66.0
Avg. Dist. to Rail [m]	4.0	1.5	1.5	3.7	5.9
Avg. Stride Freq. [Hz]	2.2	2.3	2.3	2.3	2.2
Avg. Stride Length [m]	7.6	8.5	8.4	8.2	7.8



- [] Ranking at each section and finish
- .-.- No data available at this section
- NA No data available



Horse/Jockey Name	Invincible Jet
Final Rank	8
Fastest Section Time (Section)	0:10.24 (800m)
Top Speed [km/h] (Section)	72.7 (800m)
Race State	Finished



Townsville QLD Professional

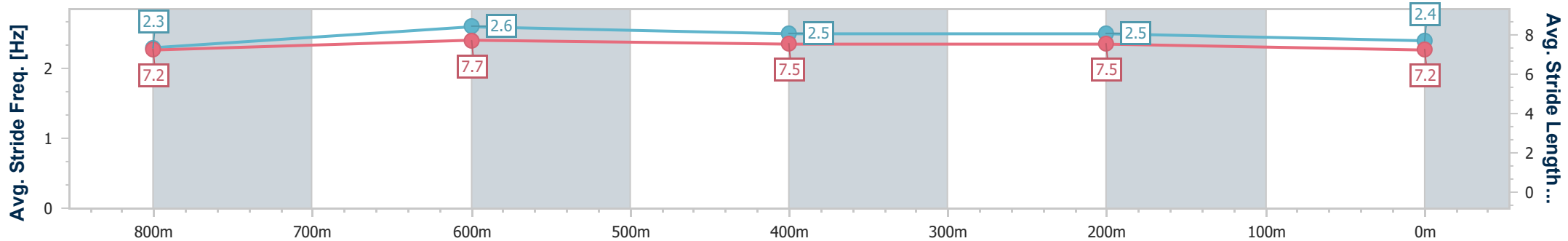
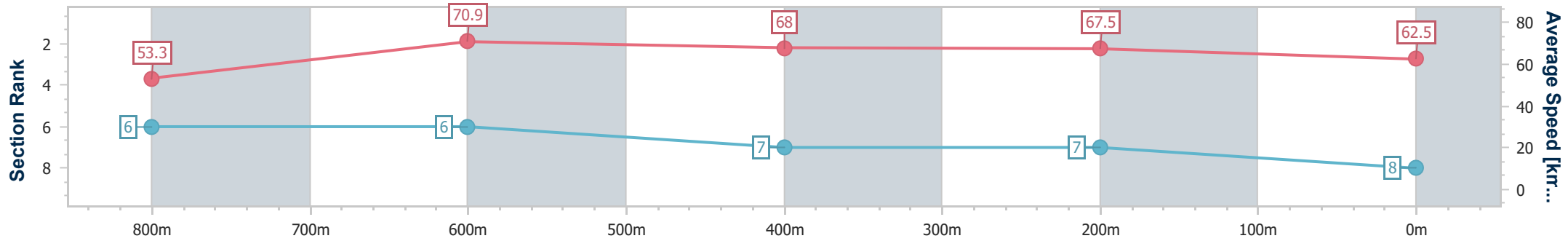
Race 4: Ladbrokes Own Spring OPEN Handicap - 1000m

06 October 2024 - 14:07

Track Rating: Soft 5, Weather: Fine, Rail Position: +2.5m Entire



Section	Overall	800m	600m	400m	200m
Section Times	0:56.80 [8] (0:13.52)	0:43.28 [6] (0:10.24)	0:33.04 [6] (0:10.75)	0:22.29 [7] (0:10.76)	0:11.53 [7] (0:11.53)
Average Speed [km/h]	53.3	70.9	68.0	67.5	62.5
Top Speed [km/h]	70.4	72.7	69.6	68.2	66.1
Avg. Dist. to Rail [m]	5.5	2.6	3.1	4.7	7.8
Avg. Stride Freq. [Hz]	2.3	2.6	2.5	2.5	2.4
Avg. Stride Length [m]	7.2	7.7	7.5	7.5	7.2



- [] Ranking at each section and finish
- .-.- No data available at this section
- NA No data available



Townsville QLD Professional

Race 5: Chilli Jam Horse Of The Year 23-24 BENCHMARK 55 Handicap - 1609m

06 October 2024 - 14:46



Track Rating: Soft 5, Weather: Fine, Rail Position: +2.5m Entire

Section														
Field Times	Overall	1400m	1200m	1000m	800m	600m	400m	Last 600m						
	1:36.36 (0:14.89)	1:21.47 (0:11.07)	1:10.40 (0:11.03)	0:59.37 (0:11.35)	0:48.02 (0:11.50)	0:36.52 (0:11.88)	0:24.64 (0:12.35)	0:36.52						
Rank	TAB	Horse/Jockey	Barrier	Top Speed [km/h]	Fastest Section								Distance Travelled [m]	
1	3	GOING NUCLEAR Ryan Wiggins	6	66.0 1200m	0:11.13 1200m	1:36.36 [1] (0:15.23)	1:21.13 [8] (0:11.23)	1:09.90 [7] (0:11.13)	0:58.77 [7] (0:11.45)	0:47.32 [8] (0:11.42)	0:35.90 [6] (0:11.72)	0:24.18 [4] (0:11.89)	0:35.90	
2	4	THE REAL THING Pietro Romeo	9	67.5 1200m	0:10.85 1200m	1:36.88 [2] (0:15.03)	1:21.85 [4] (0:11.13)	1:10.72 [3] (0:10.85)	0:59.87 [2] (0:11.36)	0:48.51 [2] (0:11.53)	0:36.98 [2] (0:11.92)	0:25.06 [2] (0:12.26)	0:36.98	+11
3	13	PLUCKERCARN Chelsea Jokic	2	65.3 1200m	0:11.15 1200m	1:37.00 [3] (0:15.75)	1:21.25 [11] (0:11.35)	1:09.90 [11] (0:11.15)	0:58.75 [11] (0:11.34)	0:47.41 [10] (0:11.35)	0:36.06 [10] (0:11.94)	0:24.12 [10] (0:11.67)	0:36.06	+20
4	8	BRAND NEW Lacey Morrison	7	65.6 1200m	0:11.14 1200m	1:37.18 [4] (0:15.22)	1:21.96 [6] (0:11.23)	1:10.73 [6] (0:11.14)	0:59.59 [6] (0:11.38)	0:48.21 [6] (0:11.51)	0:36.70 [7] (0:11.96)	0:24.74 [6] (0:12.03)	0:36.70	+13
5	7	GIGI FILLE Scott Sheargold	1	65.6 1200m	0:11.17 1200m	1:37.22 [5] (0:14.89)	1:22.33 [1] (0:11.20)	1:11.13 [2] (0:11.17)	0:59.96 [3] (0:11.43)	0:48.53 [3] (0:11.54)	0:36.99 [3] (0:11.80)	0:25.19 [3] (0:12.24)	0:36.99	+5
6	11	VEE EIGHT POWER Jason Taylor	11	65.1 1400m	0:11.17 1200m	1:37.39 [6] (0:15.23)	1:22.16 [7] (0:11.49)	1:10.67 [9] (0:11.17)	0:59.50 [9] (0:11.40)	0:48.10 [9] (0:11.48)	0:36.62 [9] (0:11.95)	0:24.67 [9] (0:12.07)	0:36.62	+10
7	5	TYCOON LAD Ashley Butler	8	66.9 1400m	0:11.03 1200m	1:37.42 [7] (0:14.92)	1:22.50 [2] (0:11.04)	1:11.46 [1] (0:11.03)	1:00.43 [1] (0:11.35)	0:49.08 [1] (0:11.50)	0:37.58 [1] (0:11.88)	0:25.70 [1] (0:12.48)	0:37.58	-3
8	2	VANCOUVER BAY Zac Sprie	13	65.9 1400m	0:11.11 1200m	1:37.45 [8] (0:15.25)	1:22.20 [9] (0:11.28)	1:10.92 [8] (0:11.11)	0:59.81 [8] (0:11.35)	0:48.46 [7] (0:11.55)	0:36.91 [8] (0:12.02)	0:24.89 [7] (0:12.32)	0:36.91	+16
9	12	MISS SHALAA Marnu Potgieter	4	65.4 1200m	0:11.15 1200m	1:37.99 [9] (0:14.96)	1:23.03 [3] (0:11.24)	1:11.79 [4] (0:11.15)	1:00.64 [5] (0:11.42)	0:49.22 [4] (0:11.55)	0:37.67 [4] (0:12.09)	0:25.58 [5] (0:12.56)	0:37.67	+5
10	9	PATTI WAGGIN Justin Huxtable	5	66.0 1400m	0:11.12 1200m	1:38.74 [10] (0:15.05)	1:23.69 [5] (0:11.16)	1:12.53 [5] (0:11.12)	1:01.41 [4] (0:11.46)	0:49.95 [5] (0:11.60)	0:38.35 [5] (0:12.27)	0:26.08 [8] (0:12.66)	0:38.35	+15

Scratched: Strathcona (#6), Disonic (#1)

[] Ranking at each section and finish
 -:-:- No data available at this section
 NA No data available

SCN Saddle cloth number
 DNF Did not finish
 DNT Did not track



Townsville QLD Professional

Race 5: Chilli Jam Horse Of The Year 23-24 BENCHMARK 55 Handicap - 1609m

06 October 2024 - 14:46



Track Rating: Soft 5, Weather: Fine, Rail Position: +2.5m Entire

Section	Overall	1400m	1200m	1000m	800m	600m	400m	Last 600m
Field Times	1:36.36 (0:14.89)	1:21.47 (0:11.07)	1:10.40 (0:11.03)	0:59.37 (0:11.35)	0:48.02 (0:11.50)	0:36.52 (0:11.88)	0:24.64 (0:12.35)	0:36.52

Rank	TAB	Horse/Jockey	Barrier	Top Speed [km/h]	Fastest Section	Distance Travelled [m]
11	10	FERGYLISCIOUS	3	65.7	0:11.27	+20
		Nathan Thomas		1400m	1400m	

Scratched: Strathcona (#6), Disonic (#1)

[] Ranking at each section and finish
 -:-:-:- No data available at this section
 NA No data available

SCN Saddle cloth number
 DNF Did not finish
 DNT Did not track



Townsville QLD Professional

Race 5: Chilli Jam Horse Of The Year 23-24 BENCHMARK 55 Handicap - 1609m

06 October 2024 - 14:46



Track Rating: Soft 5, Weather: Fine, Rail Position: +2.5m Entire

Section				200m				Last 600m	
Field Times				0:12.29				0:36.52	
				(0:12.29)					
Rank	TAB	Horse/Jockey	Barrier	Top Speed [km/h]	Fastest Section	Margin			Distance Travelled [m]
1	3	GOING NUCLEAR	6	66.0	0:11.13	0:12.29 [1]	1:36.36		0:35.90
		Ryan Wiggins		1200m	1200m	(0:12.29)			
2	4	THE REAL THING	9	67.5	0:10.85	0:12.80 [2]	3.06L		0:36.98 +11
		Pietro Romeo		1200m	1200m	(0:12.80)			
3	13	PLUCKERCARN	2	65.3	0:11.15	0:12.45 [6]	3.79L		0:36.06 +20
		Chelsea Jokic		1200m	1200m	(0:12.45)			
4	8	BRAND NEW	7	65.6	0:11.14	0:12.71 [5]	4.85L		0:36.70 +13
		Lacey Morrison		1200m	1200m	(0:12.71)			
5	7	GIGI FILLE	1	65.6	0:11.17	0:12.95 [4]	5.09L		0:36.99 +5
		Scott Sheargold		1200m	1200m	(0:12.95)			
6	11	VEE EIGHT POWER	11	65.1	0:11.17	0:12.60 [7]	6.07L		0:36.62 +10
		Jason Taylor		1400m	1200m	(0:12.60)			
7	5	TYCOON LAD	8	66.9	0:11.03	0:13.22 [3]	6.29L		0:37.58 -3
		Ashley Butler		1400m	1200m	(0:13.22)			
8	2	VANCOUVER BAY	13	65.9	0:11.11	0:12.57 [8]	6.41L		0:36.91 +16
		Zac Sprie		1400m	1200m	(0:12.57)			
9	12	MISS SHALAA	4	65.4	0:11.15	0:13.02 [9]	9.64L		0:37.67 +5
		Marnu Potgieter		1200m	1200m	(0:13.02)			
10	9	PATTI WAGGIN	5	66.0	0:11.12	0:13.42 [10]	14.05L		0:38.35 +15
		Justin Huxtable		1400m	1200m	(0:13.42)			

Scratched: Strathcona (#6), Diasonic (#1)

Report Created: Sun 6 October 2024 15:12 GMT+1 (Note: Timing is based on position data)

Page 3/15

[] Ranking at each section and finish
 -:-:- No data available at this section
 NA No data available

SCN Saddle cloth number
 DNF Did not finish
 DNT Did not track

data processed by  **TRIPLESDATA**



Townsville QLD Professional
Race 5: Chilli Jam Horse Of The Year 23-24 BENCHMARK 55 Handicap - 1609m
06 October 2024 - 14:46



Track Rating: Soft 5, Weather: Fine, Rail Position: +2.5m Entire

Section		200m				Last 600m		
Field Times		0:12.29 (0:12.29)				0:36.52		
Rank	TAB Horse/Jockey	Barrier	Top Speed [km/h]	Fastest Section	Margin		Distance Travelled [m]	
11	10 FERGYLISCIOUS	3	65.7	0:11.27	0:14.32 [11]	21.63L	0:38.91	+20
	Nathan Thomas		1400m	1400m	(0:14.32)			

Scratched: Strathcona (#6), Diasonic (#1)

[] Ranking at each section and finish
 -:-:- No data available at this section
 NA No data available

SCN Saddle cloth number
 DNF Did not finish
 DNT Did not track



Horse/Jockey Name	Going Nuclear
Final Rank	1
Fastest Section Time (Section)	0:11.13 (1200m)
Top Speed [km/h] (Section)	66.0 (1200m)
Race State	Finished



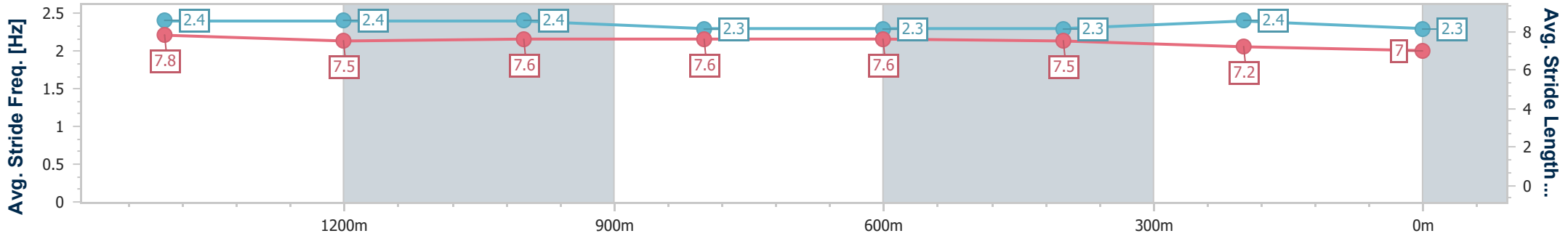
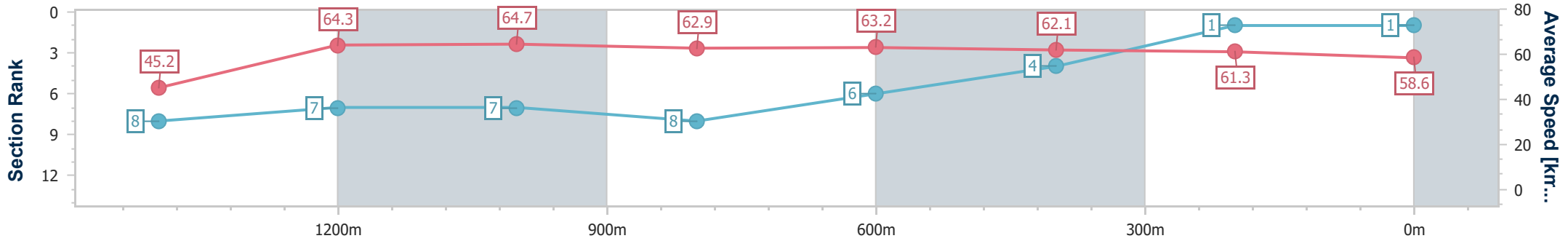
Townsville QLD Professional
 Race 5: Chilli Jam Horse Of The Year 23-24 BENCHMARK 55
 Handicap - 1609m



06 October 2024 - 14:46

Track Rating: Soft 5, Weather: Fine, Rail Position: +2.5m Entire

Section	Overall	1400m	1200m	1000m	800m	600m	400m	200m
Section Times	1:36.36 [1] (0:15.23)	1:21.13 [8] (0:11.23)	1:09.90 [7] (0:11.13)	0:58.77 [7] (0:11.45)	0:47.32 [8] (0:11.42)	0:35.90 [6] (0:11.72)	0:24.18 [4] (0:11.89)	0:12.29 [1] (0:12.29)
Average Speed [km/h]	45.2	64.3	64.7	62.9	63.2	62.1	61.3	58.6
Top Speed [km/h]	63.8	65.5	66.0	64.2	64.1	63.1	61.8	60.8
Avg. Dist. to Rail [m]	6.0	1.2	0.6	0.2	0.8	2.1	6.5	6.1
Avg. Stride Freq. [Hz]	2.4	2.4	2.4	2.3	2.3	2.3	2.4	2.3
Avg. Stride Length [m]	7.8	7.5	7.6	7.6	7.6	7.5	7.2	7.0



- [] Ranking at each section and finish
- .-.- No data available at this section
- NA No data available



Horse/Jockey Name	The Real Thing
Final Rank	2
Fastest Section Time (Section)	0:10.85 (1200m)
Top Speed [km/h] (Section)	67.5 (1200m)
Race State	Finished



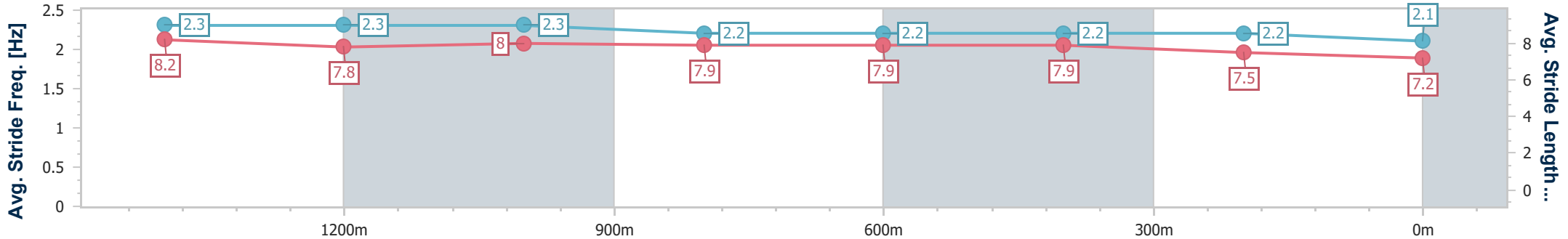
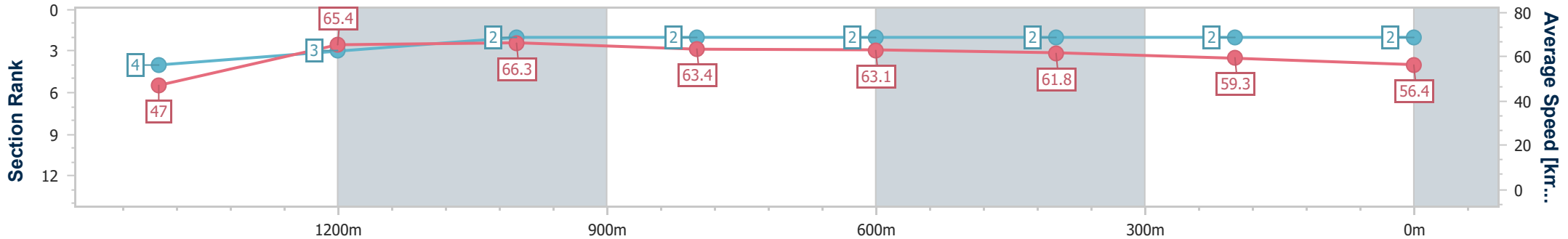
Townsville QLD Professional
 Race 5: Chilli Jam Horse Of The Year 23-24 BENCHMARK 55
 Handicap - 1609m



06 October 2024 - 14:46

Track Rating: Soft 5, Weather: Fine, Rail Position: +2.5m Entire

Section	Overall	1400m	1200m	1000m	800m	600m	400m	200m
Section Times	1:36.88 [2] (0:15.03)	1:21.85 [4] (0:11.13)	1:10.72 [3] (0:10.85)	0:59.87 [2] (0:11.36)	0:48.51 [2] (0:11.53)	0:36.98 [2] (0:11.92)	0:25.06 [2] (0:12.26)	0:12.80 [2] (0:12.80)
Average Speed [km/h]	47.0	65.4	66.3	63.4	63.1	61.8	59.3	56.4
Top Speed [km/h]	63.9	67.2	67.5	64.4	63.6	62.9	60.5	58.5
Avg. Dist. to Rail [m]	9.1	3.6	1.5	0.3	2.1	4.5	5.8	5.3
Avg. Stride Freq. [Hz]	2.3	2.3	2.3	2.2	2.2	2.2	2.2	2.1
Avg. Stride Length [m]	8.2	7.8	8.0	7.9	7.9	7.9	7.5	7.2



- [] Ranking at each section and finish
- .-.- No data available at this section
- NA No data available



Horse/Jockey Name	Pluckercarn
Final Rank	3
Fastest Section Time (Section)	0:11.15 (1200m)
Top Speed [km/h] (Section)	65.3 (1200m)
Race State	Finished



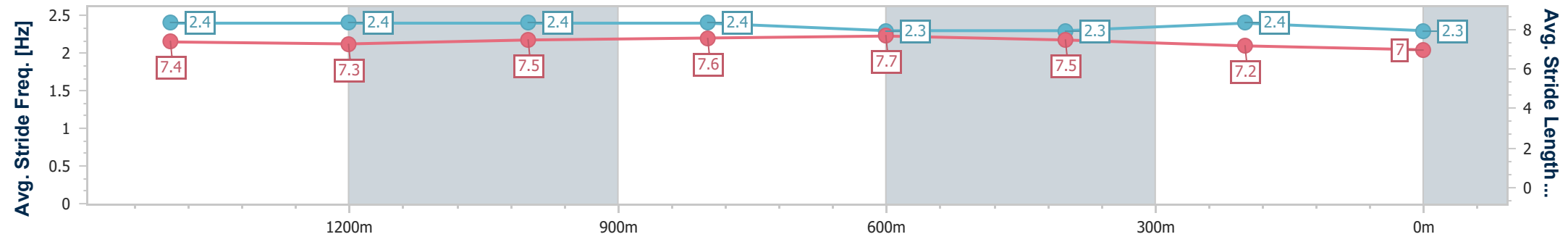
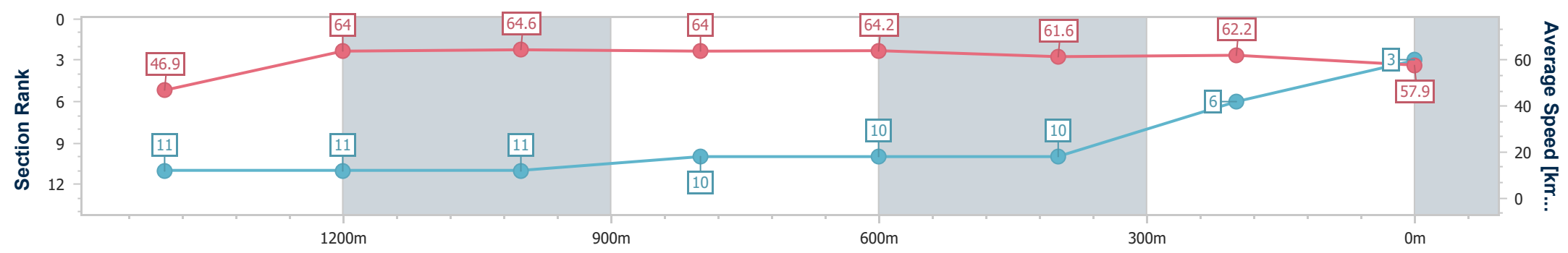
Townsville QLD Professional
Race 5: Chilli Jam Horse Of The Year 23-24 BENCHMARK 55
Handicap - 1609m



06 October 2024 - 14:46

Track Rating: Soft 5, Weather: Fine, Rail Position: +2.5m Entire

Section	Overall	1400m	1200m	1000m	800m	600m	400m	200m					
Section Times	1:37.00 [3] (0:15.75)	1:21.25 [11] (0:11.35)	1:09.90 [11] (0:11.15)	0:58.75 [11] (0:11.34)	0:47.41 [10] (0:11.35)	0:36.06 [10] (0:11.94)	0:24.12 [10] (0:11.67)	0:12.45 [6] (0:12.45)					
Average Speed [km/h]	46.9	64.0	64.6	64.0	64.2	61.6	62.2	57.9					
Top Speed [km/h]	62.6	64.7	65.3	65.2	65.3	62.6	63.5	59.2					
Avg. Dist. to Rail [m]	6.1	3.1	2.0	1.5	2.4	4.4	4.8	6.7					
Avg. Stride Freq. [Hz]	2.4	2.4	2.4	2.4	2.3	2.3	2.4	2.3					
Avg. Stride Length [m]	7.4	7.3	7.5	7.6	7.7	7.5	7.2	7.0					



- [] Ranking at each section and finish
- .-.- No data available at this section
- NA No data available



Horse/Jockey Name	Brand New
Final Rank	4
Fastest Section Time (Section)	0:11.14 (1200m)
Top Speed [km/h] (Section)	65.6 (1200m)
Race State	Finished



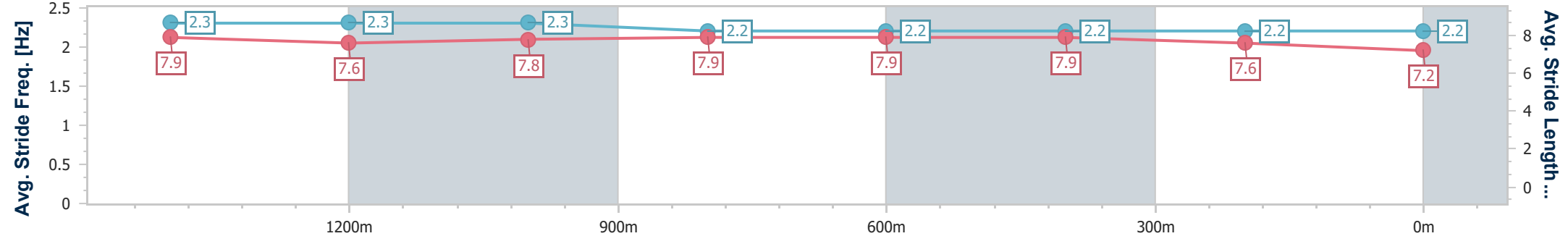
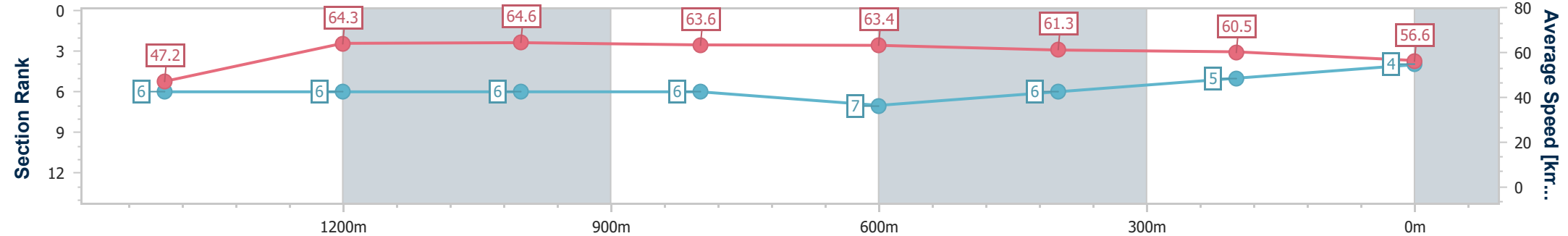
Townsville QLD Professional
Race 5: Chilli Jam Horse Of The Year 23-24 BENCHMARK 55
Handicap - 1609m



06 October 2024 - 14:46

Track Rating: Soft 5, Weather: Fine, Rail Position: +2.5m Entire

Section	Overall	1400m	1200m	1000m	800m	600m	400m	200m					
Section Times	1:37.18 [4] (0:15.22)	1:21.96 [6] (0:11.23)	1:10.73 [6] (0:11.14)	0:59.59 [6] (0:11.38)	0:48.21 [6] (0:11.51)	0:36.70 [7] (0:11.96)	0:24.74 [6] (0:12.03)	0:12.71 [5] (0:12.71)					
Average Speed [km/h]	47.2	64.3	64.6	63.6	63.4	61.3	60.5	56.6					
Top Speed [km/h]	64.2	65.3	65.6	64.0	64.3	62.5	62.5	58.7					
Avg. Dist. to Rail [m]	7.0	1.0	1.2	0.9	2.9	3.9	6.5	7.9					
Avg. Stride Freq. [Hz]	2.3	2.3	2.3	2.2	2.2	2.2	2.2	2.2					
Avg. Stride Length [m]	7.9	7.6	7.8	7.9	7.9	7.9	7.6	7.2					



- [] Ranking at each section and finish
- .-.- No data available at this section
- NA No data available



Horse/Jockey Name	Gigi Fille
Final Rank	5
Fastest Section Time (Section)	0:11.17 (1200m)
Top Speed [km/h] (Section)	65.6 (1200m)
Race State	Finished



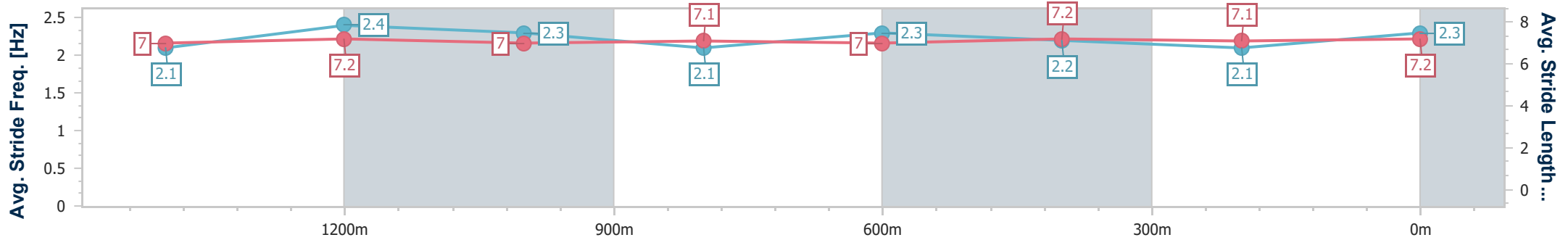
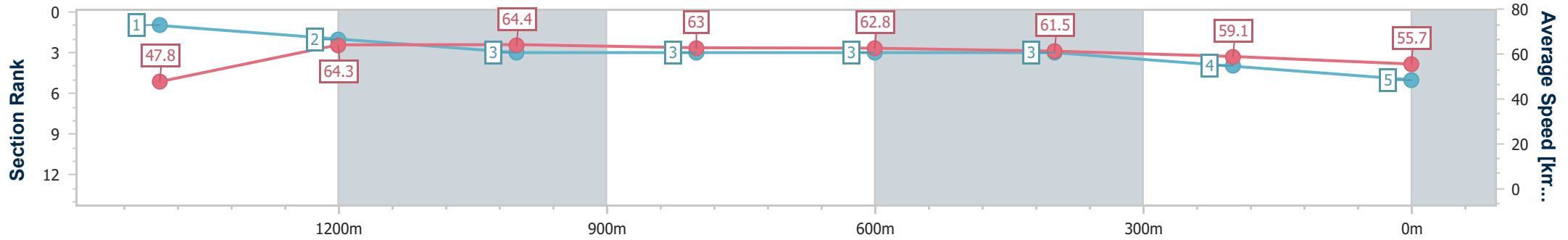
Townsville QLD Professional
Race 5: Chilli Jam Horse Of The Year 23-24 BENCHMARK 55
Handicap - 1609m



06 October 2024 - 14:46

Track Rating: Soft 5, Weather: Fine, Rail Position: +2.5m Entire

Section	Overall	1400m	1200m	1000m	800m	600m	400m	200m					
Section Times	1:37.22 [5] (0:14.89)	1:22.33 [1] (0:11.20)	1:11.13 [2] (0:11.17)	0:59.96 [3] (0:11.43)	0:48.53 [3] (0:11.54)	0:36.99 [3] (0:11.80)	0:25.19 [3] (0:12.24)	0:12.95 [4] (0:12.95)					
Average Speed [km/h]	47.8	64.3	64.4	63.0	62.8	61.5	59.1	55.7					
Top Speed [km/h]	64.8	64.7	65.6	63.5	63.2	62.4	60.4	57.6					
Avg. Dist. to Rail [m]	2.9	0.2	0.7	0.6	1.4	1.6	3.5	4.1					
Avg. Stride Freq. [Hz]	2.1	2.4	2.3	2.1	2.3	2.2	2.1	2.3					
Avg. Stride Length [m]	7.0	7.2	7.0	7.1	7.0	7.2	7.1	7.2					



- [] Ranking at each section and finish
- .-.- No data available at this section
- NA No data available



Horse/Jockey Name	Vee Eight Power
Final Rank	6
Fastest Section Time (Section)	0:11.17 (1200m)
Top Speed [km/h] (Section)	65.1 (1400m)
Race State	Finished



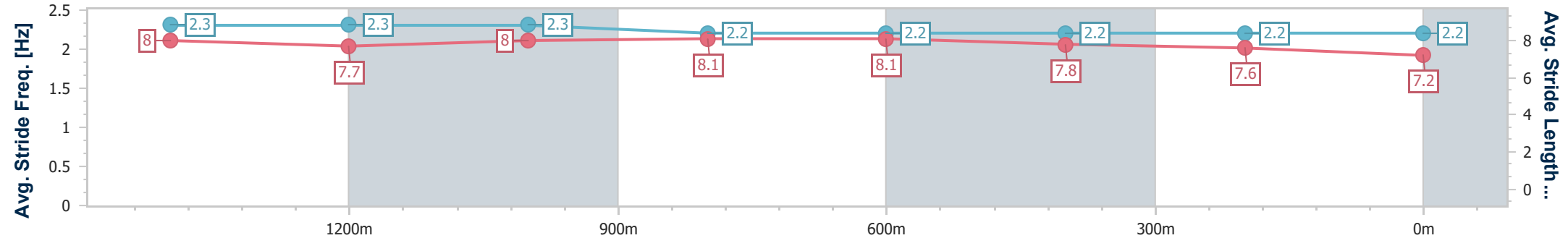
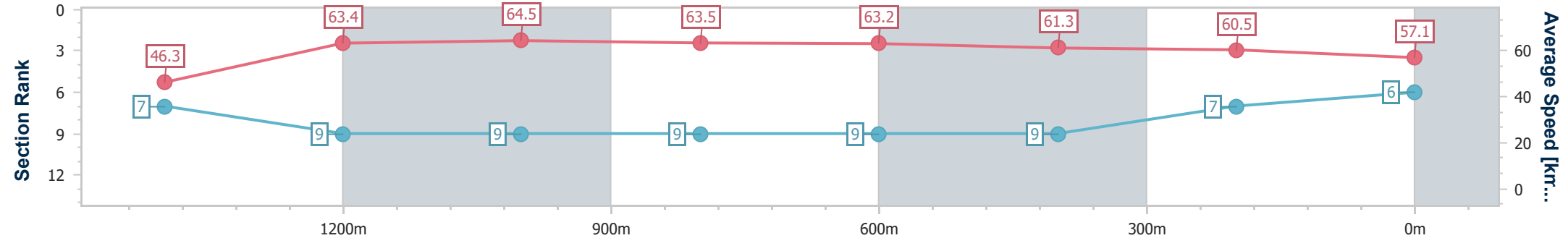
Townsville QLD Professional
Race 5: Chilli Jam Horse Of The Year 23-24 BENCHMARK 55
Handicap - 1609m



06 October 2024 - 14:46

Track Rating: Soft 5, Weather: Fine, Rail Position: +2.5m Entire

Section	Overall	1400m	1200m	1000m	800m	600m	400m	200m					
Section Times	1:37.39 [6] (0:15.23)	1:22.16 [7] (0:11.49)	1:10.67 [9] (0:11.17)	0:59.50 [9] (0:11.40)	0:48.10 [9] (0:11.48)	0:36.62 [9] (0:11.95)	0:24.67 [9] (0:12.07)	0:12.60 [7] (0:12.60)					
Average Speed [km/h]	46.3	63.4	64.5	63.5	63.2	61.3	60.5	57.1					
Top Speed [km/h]	62.5	65.1	65.0	64.4	63.7	62.8	61.2	59.8					
Avg. Dist. to Rail [m]	11.0	3.0	1.7	1.2	1.4	3.5	7.8	8.8					
Avg. Stride Freq. [Hz]	2.3	2.3	2.3	2.2	2.2	2.2	2.2	2.2					
Avg. Stride Length [m]	8.0	7.7	8.0	8.1	8.1	7.8	7.6	7.2					



- [] Ranking at each section and finish
- .-.- No data available at this section
- NA No data available



Horse/Jockey Name	Tycoon Lad
Final Rank	7
Fastest Section Time (Section)	0:11.03 (1200m)
Top Speed [km/h] (Section)	66.9 (1400m)
Race State	Finished



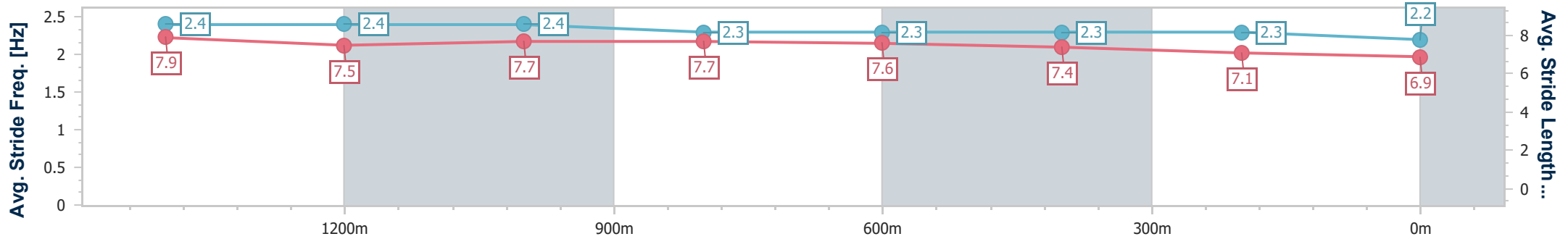
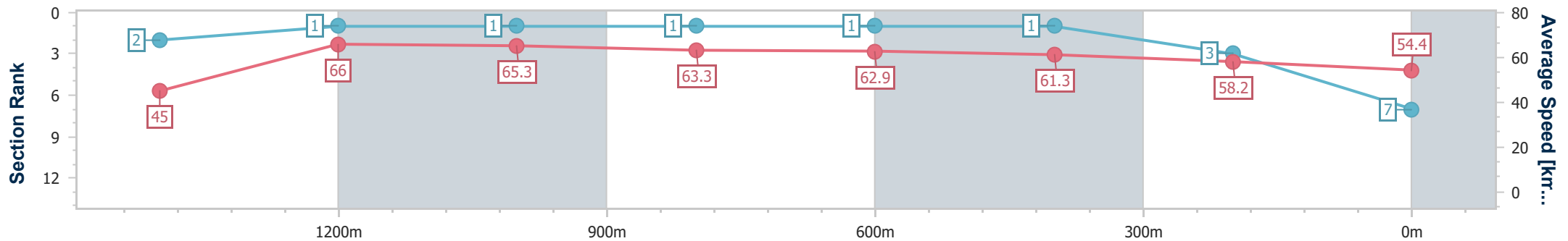
Townsville QLD Professional
Race 5: Chilli Jam Horse Of The Year 23-24 BENCHMARK 55
Handicap - 1609m



06 October 2024 - 14:46

Track Rating: Soft 5, Weather: Fine, Rail Position: +2.5m Entire

Section	Overall	1400m	1200m	1000m	800m	600m	400m	200m					
Section Times	1:37.42 [7] (0:14.92)	1:22.50 [2] (0:11.04)	1:11.46 [1] (0:11.03)	1:00.43 [1] (0:11.35)	0:49.08 [1] (0:11.50)	0:37.58 [1] (0:11.88)	0:25.70 [1] (0:12.48)	0:13.22 [3] (0:13.22)					
Average Speed [km/h]	45.0	66.0	65.3	63.3	62.9	61.3	58.2	54.4					
Top Speed [km/h]	64.9	66.9	65.9	64.4	63.4	62.8	59.7	56.4					
Avg. Dist. to Rail [m]	7.9	4.6	1.6	0.2	0.6	2.6	4.4	4.3					
Avg. Stride Freq. [Hz]	2.4	2.4	2.4	2.3	2.3	2.3	2.3	2.2					
Avg. Stride Length [m]	7.9	7.5	7.7	7.7	7.6	7.4	7.1	6.9					



- [] Ranking at each section and finish
- .-.- No data available at this section
- NA No data available



Horse/Jockey Name	Vancouver Bay
Final Rank	8
Fastest Section Time (Section)	0:11.11 (1200m)
Top Speed [km/h] (Section)	65.9 (1400m)
Race State	Finished



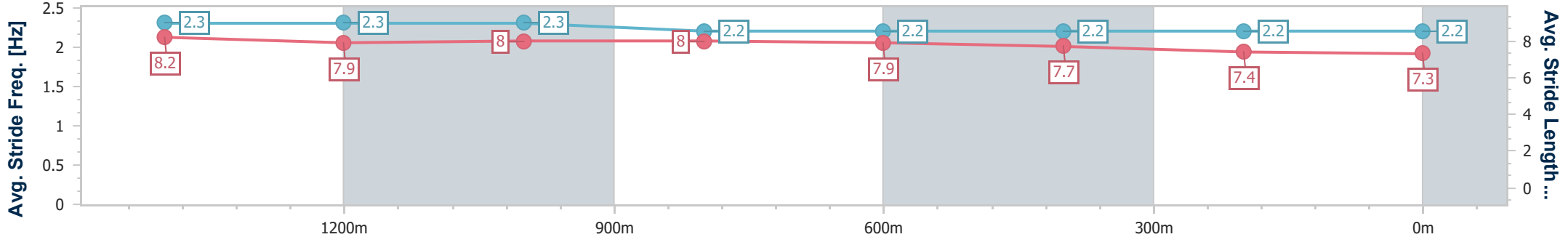
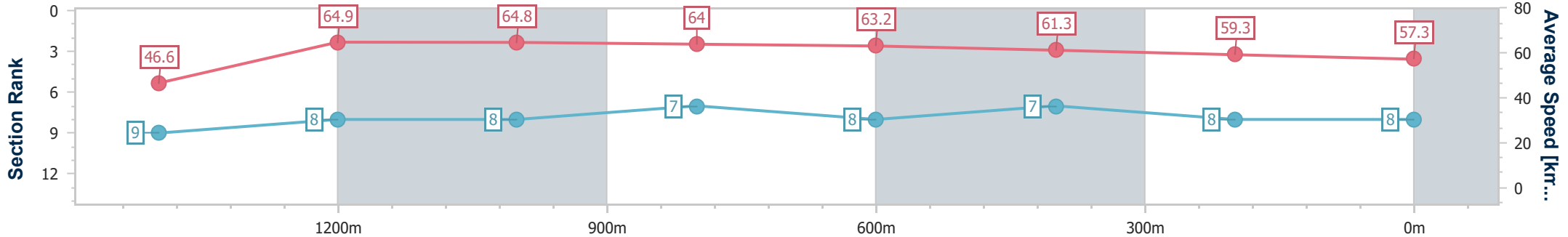
Townsville QLD Professional
 Race 5: Chilli Jam Horse Of The Year 23-24 BENCHMARK 55
 Handicap - 1609m



06 October 2024 - 14:46

Track Rating: Soft 5, Weather: Fine, Rail Position: +2.5m Entire

Section	Overall	1400m	1200m	1000m	800m	600m	400m	200m
Section Times	1:37.45 [8] (0:15.25)	1:22.20 [9] (0:11.28)	1:10.92 [8] (0:11.11)	0:59.81 [8] (0:11.35)	0:48.46 [7] (0:11.55)	0:36.91 [8] (0:12.02)	0:24.89 [7] (0:12.32)	0:12.57 [8] (0:12.57)
Average Speed [km/h]	46.6	64.9	64.8	64.0	63.2	61.3	59.3	57.3
Top Speed [km/h]	63.5	65.9	65.7	64.8	64.1	62.2	60.3	59.9
Avg. Dist. to Rail [m]	11.5	4.6	2.3	1.7	2.9	4.9	8.1	8.8
Avg. Stride Freq. [Hz]	2.3	2.3	2.3	2.2	2.2	2.2	2.2	2.2
Avg. Stride Length [m]	8.2	7.9	8.0	8.0	7.9	7.7	7.4	7.3



- [] Ranking at each section and finish
- .-.- No data available at this section
- NA No data available



Horse/Jockey Name	Miss Shalaa
Final Rank	9
Fastest Section Time (Section)	0:11.15 (1200m)
Top Speed [km/h] (Section)	65.4 (1200m)
Race State	Finished



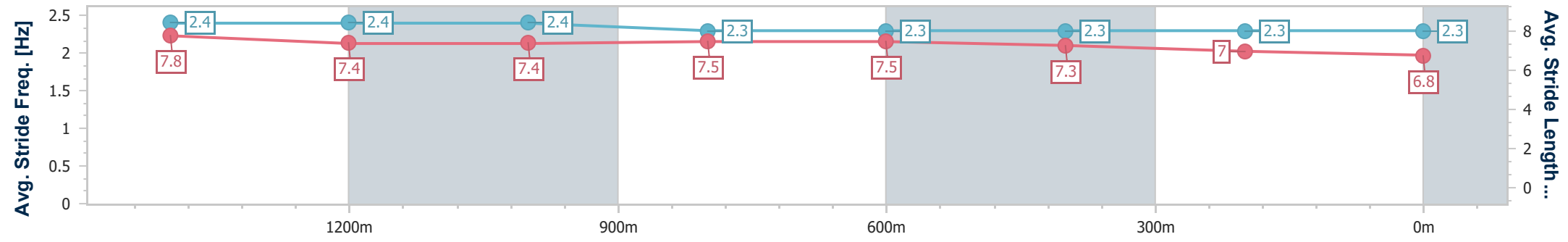
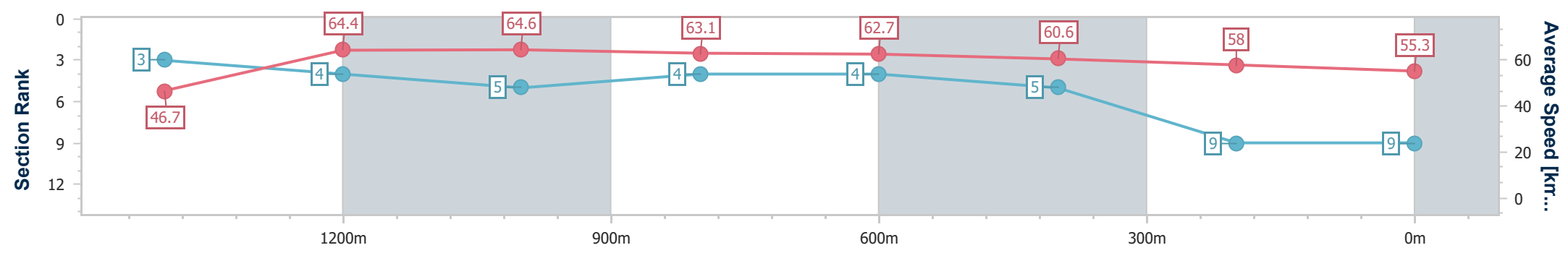
Townsville QLD Professional
Race 5: Chilli Jam Horse Of The Year 23-24 BENCHMARK 55
Handicap - 1609m



06 October 2024 - 14:46

Track Rating: Soft 5, Weather: Fine, Rail Position: +2.5m Entire

Section	Overall	1400m	1200m	1000m	800m	600m	400m	200m					
Section Times	1:37.99 [9] (0:14.96)	1:23.03 [3] (0:11.24)	1:11.79 [4] (0:11.15)	1:00.64 [5] (0:11.42)	0:49.22 [4] (0:11.55)	0:37.67 [4] (0:12.09)	0:25.58 [5] (0:12.56)	0:13.02 [9] (0:13.02)					
Average Speed [km/h]	46.7	64.4	64.6	63.1	62.7	60.6	58.0	55.3					
Top Speed [km/h]	65.0	65.1	65.4	64.0	64.0	62.2	59.3	56.6					
Avg. Dist. to Rail [m]	4.4	1.2	0.8	0.4	1.1	3.2	7.2	8.3					
Avg. Stride Freq. [Hz]	2.4	2.4	2.4	2.3	2.3	2.3	2.3	2.3					
Avg. Stride Length [m]	7.8	7.4	7.4	7.5	7.5	7.3	7.0	6.8					



[] Ranking at each section and finish
 -.-.- No data available at this section
 NA No data available



Horse/Jockey Name	Patti Waggin
Final Rank	10
Fastest Section Time (Section)	0:11.12 (1200m)
Top Speed [km/h] (Section)	66.0 (1400m)
Race State	Finished



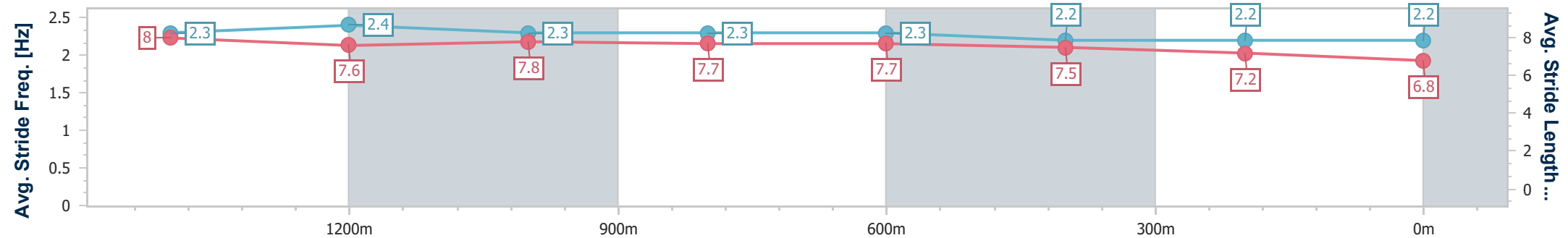
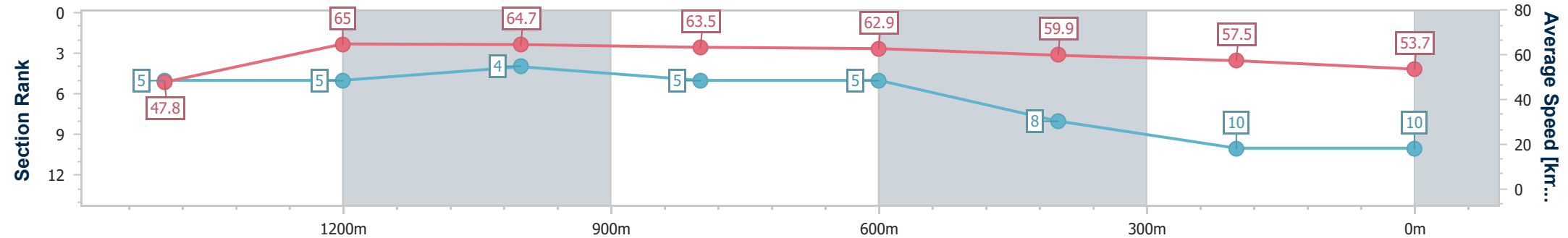
Townsville QLD Professional
Race 5: Chilli Jam Horse Of The Year 23-24 BENCHMARK 55
Handicap - 1609m



06 October 2024 - 14:46

Track Rating: Soft 5, Weather: Fine, Rail Position: +2.5m Entire

Section	Overall	1400m	1200m	1000m	800m	600m	400m	200m					
Section Times	1:38.74 [10] (0:15.05)	1:23.69 [5] (0:11.16)	1:12.53 [5] (0:11.12)	1:01.41 [4] (0:11.46)	0:49.95 [5] (0:11.60)	0:38.35 [5] (0:12.27)	0:26.08 [8] (0:12.66)	0:13.42 [10] (0:13.42)					
Average Speed [km/h]	47.8	65.0	64.7	63.5	62.9	59.9	57.5	53.7					
Top Speed [km/h]	64.1	66.0	65.8	64.0	63.7	61.6	58.5	56.6					
Avg. Dist. to Rail [m]	5.6	1.7	1.1	1.9	3.0	4.2	5.4	5.2					
Avg. Stride Freq. [Hz]	2.3	2.4	2.3	2.3	2.3	2.2	2.2	2.2					
Avg. Stride Length [m]	8.0	7.6	7.8	7.7	7.7	7.5	7.2	6.8					



- [] Ranking at each section and finish
- .-.- No data available at this section
- NA No data available



Horse/Jockey Name	Fergyliscious
Final Rank	11
Fastest Section Time (Section)	0:11.27 (1400m)
Top Speed [km/h] (Section)	65.7 (1400m)
Race State	Finished



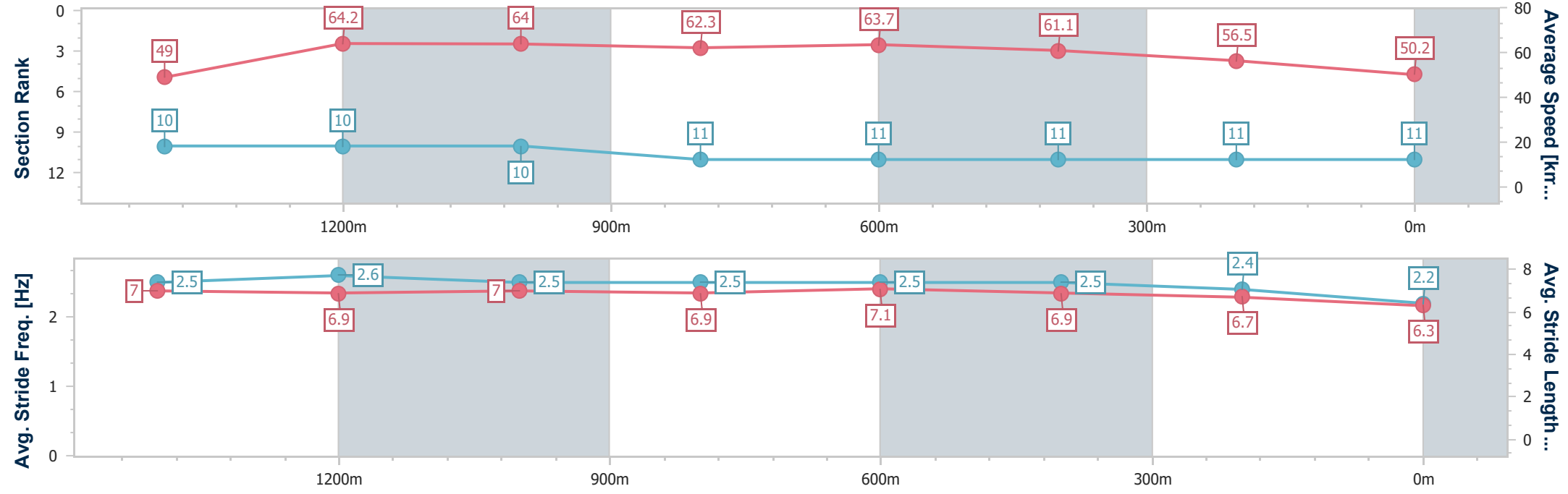
Townsville QLD Professional
Race 5: Chilli Jam Horse Of The Year 23-24 BENCHMARK 55
Handicap - 1609m



06 October 2024 - 14:46

Track Rating: Soft 5, Weather: Fine, Rail Position: +2.5m Entire

Section	Overall	1400m	1200m	1000m	800m	600m	400m	200m					
Section Times	1:40.03 [11] (0:15.56)	1:24.47 [10] (0:11.27)	1:13.20 [10] (0:11.27)	1:01.93 [10] (0:11.63)	0:50.30 [11] (0:11.39)	0:38.91 [11] (0:11.82)	0:27.09 [11] (0:12.77)	0:14.32 [11] (0:14.32)					
Average Speed [km/h]	49.0	64.2	64.0	62.3	63.7	61.1	56.5	50.2					
Top Speed [km/h]	64.6	65.7	65.2	63.3	64.5	62.6	59.2	53.8					
Avg. Dist. to Rail [m]	5.6	1.2	0.4	1.6	1.5	0.9	1.7	2.5					
Avg. Stride Freq. [Hz]	2.5	2.6	2.5	2.5	2.5	2.5	2.4	2.2					
Avg. Stride Length [m]	7.0	6.9	7.0	6.9	7.1	6.9	6.7	6.3					



- [] Ranking at each section and finish
- .-.- No data available at this section
- NA No data available



Townsville QLD Professional

Race 6: Cowboys Leagues Club Class 6 Plate - 1200m

06 October 2024 - 15:20



Track Rating: Soft 5, Weather: Fine, Rail Position: +2.5m Entire

Section		Overall											Last 600m	
Field Times		1:10.62											0:33.95	
		(0:14.36)												
		0:56.26												
		(0:11.14)												
		0:45.12												
		(0:11.17)												
		0:33.95												
		(0:11.42)												
		0:22.53												
		(0:11.16)												
		0:11.37												
		(0:11.37)												
Rank	TAB	Horse/Jockey	Barrier	Top Speed [km/h]	Fastest Section	Overall	1000m	800m	600m	400m	200m	Margin	Last 600m	Distance Travelled [m]
1	6	OVERLORD	4	66.7	0:11.13	1:10.62 [1]	0:56.25 [2]	0:45.12 [1]	0:33.95 [1]	0:22.53 [1]	0:11.37 [1]	1:10.62	0:33.95	
		Lacey Morrison		400m	1000m	(0:14.37)	(0:11.13)	(0:11.17)	(0:11.42)	(0:11.16)	(0:11.37)			
2	5	TYCOON BEAU	3	66.9	0:11.01	1:10.65 [2]	0:56.13 [3]	0:44.88 [3]	0:33.75 [3]	0:22.37 [3]	0:11.36 [2]	0.19L	0:33.75	+7
		Ryan Wiggins		400m	400m	(0:14.52)	(0:11.25)	(0:11.13)	(0:11.38)	(0:11.01)	(0:11.36)			
3	2	SPIRIT MEISTER	5	67.3	0:11.02	1:10.88 [3]	0:55.96 [5]	0:44.80 [5]	0:33.65 [5]	0:22.33 [5]	0:11.31 [4]	1.52L	0:33.65	+23
		Nathan Day		400m	400m	(0:14.92)	(0:11.16)	(0:11.15)	(0:11.32)	(0:11.02)	(0:11.31)			
4	1	INVESTOR	1	68.1	0:11.04	1:10.99 [4]	0:56.03 [6]	0:44.80 [6]	0:33.69 [6]	0:22.27 [7]	0:11.23 [6]	2.16L	0:33.69	+12
		Michael Murphy		400m	400m	(0:14.96)	(0:11.23)	(0:11.11)	(0:11.42)	(0:11.04)	(0:11.23)			
5	8	BRAVE AGENDA	2	65.7	0:11.12	1:11.01 [5]	0:56.36 [4]	0:45.06 [4]	0:33.88 [4]	0:22.48 [4]	0:11.36 [5]	2.29L	0:33.88	+4
		Adam Sewell		400m	400m	(0:14.65)	(0:11.30)	(0:11.18)	(0:11.40)	(0:11.12)	(0:11.36)			
6	9	MARTINI MOMENT	8	65.7	0:11.23	1:11.37 [6]	0:57.01 [1]	0:45.75 [2]	0:34.52 [2]	0:23.16 [2]	0:11.91 [3]	4.4L	0:34.52	+8
		Chelsea Jokic		1000m	800m	(0:14.36)	(0:11.26)	(0:11.23)	(0:11.36)	(0:11.25)	(0:11.91)			
7	7	PRINCIPESSA	7	66.2	0:11.12	1:11.63 [7]	0:56.41 [8]	0:45.14 [8]	0:34.00 [8]	0:22.66 [8]	0:11.54 [8]	5.93L	0:34.00	+24
		Tyler Leslight		1000m	400m	(0:15.22)	(0:11.27)	(0:11.14)	(0:11.34)	(0:11.12)	(0:11.54)			
8	4	REALEZA	9	66.7	0:11.04	1:12.21 [8]	0:57.14 [7]	0:45.95 [7]	0:34.91 [6]	0:23.54 [6]	0:12.31 [7]	9.34L	0:34.91	+29
		Ashley Butler		400m	800m	(0:15.07)	(0:11.19)	(0:11.04)	(0:11.37)	(0:11.23)	(0:12.31)			

Scratched: Hellish (#3)

[] Ranking at each section and finish
 -:-:- No data available at this section
 NA No data available

SCN Saddle cloth number
 DNF Did not finish
 DNT Did not track



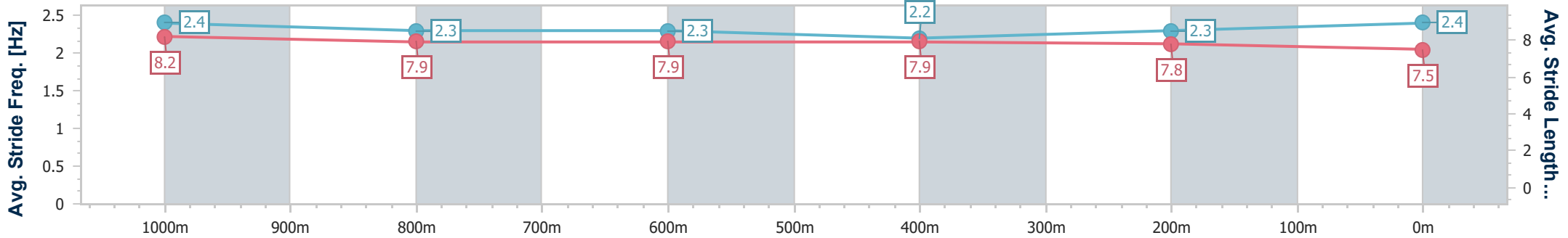
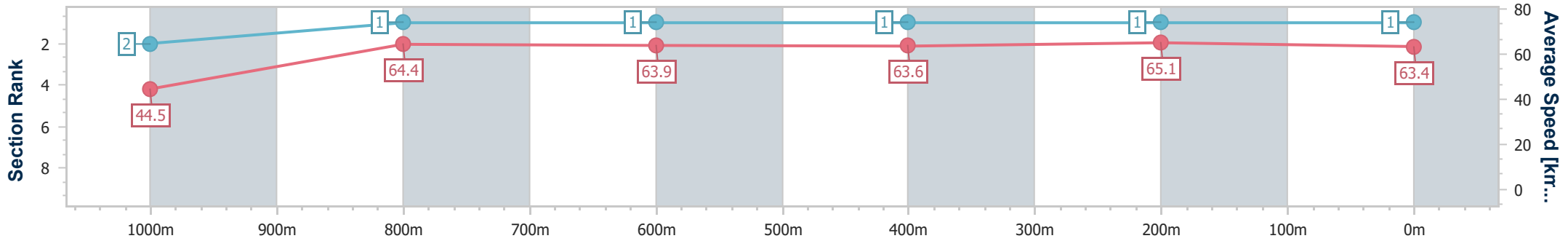
Horse/Jockey Name	Overlord
Final Rank	1
Fastest Section Time (Section)	0:11.13 (1000m)
Top Speed [km/h] (Section)	66.7 (400m)
Race State	Finished



Townsville QLD Professional
 Race 6: Cowboys Leagues Club Class 6 Plate - 1200m
 06 October 2024 - 15:20
 Track Rating: Soft 5, Weather: Fine, Rail Position: +2.5m Entire



Section	Overall	1000m	800m	600m	400m	200m
Section Times	1:10.62 [1] (0:14.37)	0:56.25 [2] (0:11.13)	0:45.12 [1] (0:11.17)	0:33.95 [1] (0:11.42)	0:22.53 [1] (0:11.16)	0:11.37 [1] (0:11.37)
Average Speed [km/h]	44.5	64.4	63.9	63.6	65.1	63.4
Top Speed [km/h]	65.0	64.9	65.0	64.2	66.7	66.4
Avg. Dist. to Rail [m]	2.7	1.1	1.3	1.7	5.2	5.8
Avg. Stride Freq. [Hz]	2.4	2.3	2.3	2.2	2.3	2.4
Avg. Stride Length [m]	8.2	7.9	7.9	7.9	7.8	7.5



- [] Ranking at each section and finish
- .-.- No data available at this section
- NA No data available



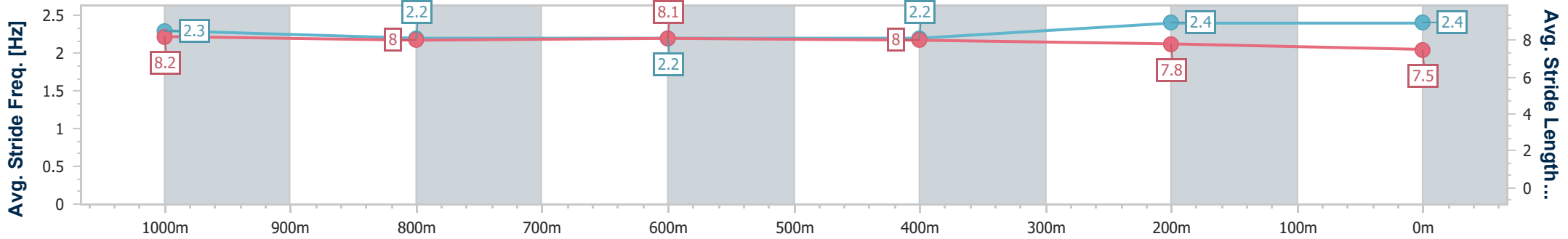
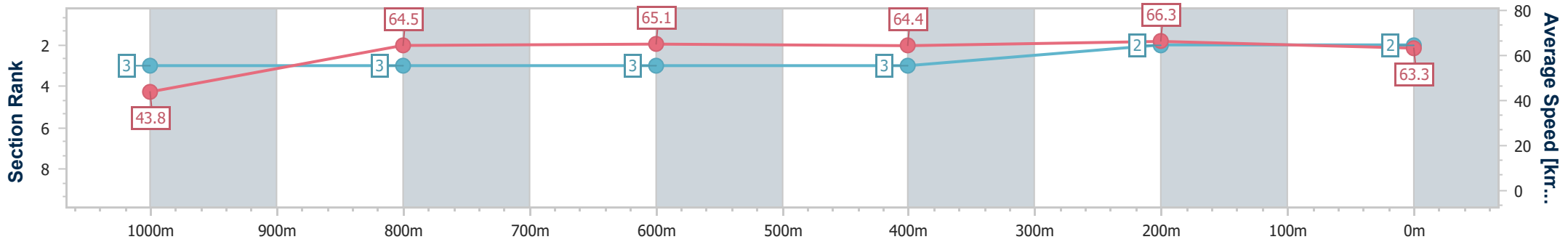
Horse/Jockey Name	Tycoon Beau
Final Rank	2
Fastest Section Time (Section)	0:11.01 (400m)
Top Speed [km/h] (Section)	66.9 (400m)
Race State	Finished



Townsville QLD Professional
Race 6: Cowboys Leagues Club Class 6 Plate - 1200m
06 October 2024 - 15:20
Track Rating: Soft 5, Weather: Fine, Rail Position: +2.5m Entire



Section	Overall	1000m	800m	600m	400m	200m
Section Times	1:10.65 [2] (0:14.52)	0:56.13 [3] (0:11.25)	0:44.88 [3] (0:11.13)	0:33.75 [3] (0:11.38)	0:22.37 [3] (0:11.01)	0:11.36 [2] (0:11.36)
Average Speed [km/h]	43.8	64.5	65.1	64.4	66.3	63.3
Top Speed [km/h]	64.5	65.3	65.4	65.6	66.9	66.0
Avg. Dist. to Rail [m]	3.2	1.3	1.4	3.7	7.2	6.6
Avg. Stride Freq. [Hz]	2.3	2.2	2.2	2.2	2.4	2.4
Avg. Stride Length [m]	8.2	8.0	8.1	8.0	7.8	7.5



- [] Ranking at each section and finish
- .-.- No data available at this section
- NA No data available



Horse/Jockey Name	Spirit Meister
Final Rank	3
Fastest Section Time (Section)	0:11.02 (400m)
Top Speed [km/h] (Section)	67.3 (400m)
Race State	Finished



Townsville QLD Professional

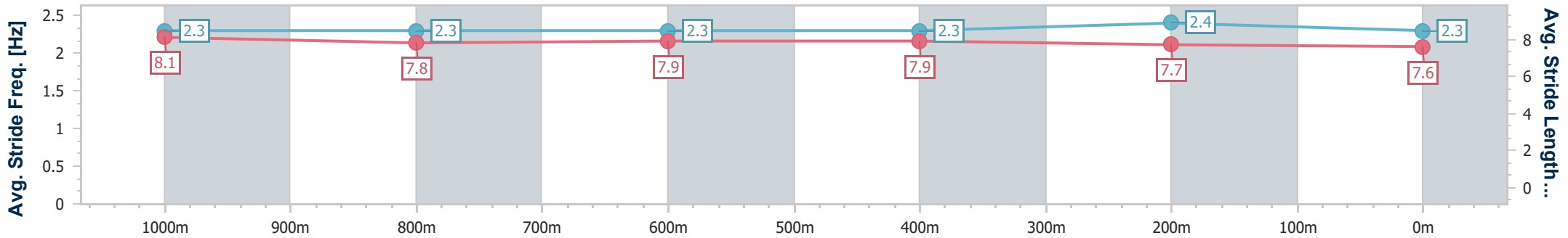
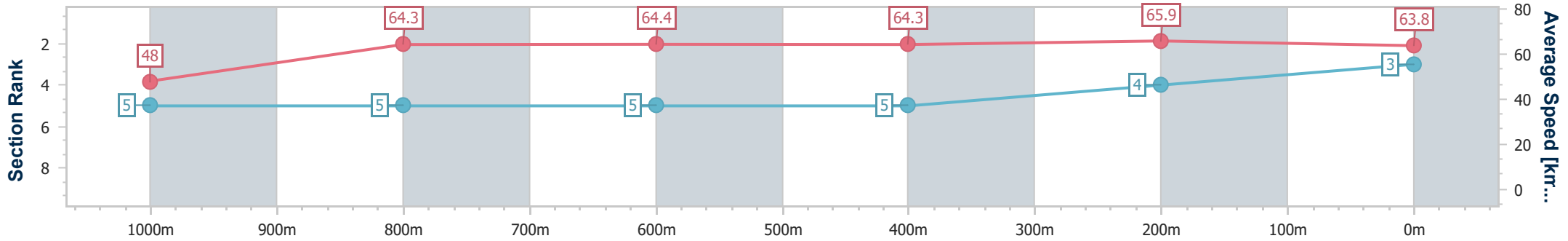
Race 6: Cowboys Leagues Club Class 6 Plate - 1200m

06 October 2024 - 15:20

Track Rating: Soft 5, Weather: Fine, Rail Position: +2.5m Entire



Section	Overall	1000m	800m	600m	400m	200m
Section Times	1:10.88 [3] (0:14.92)	0:55.96 [5] (0:11.16)	0:44.80 [5] (0:11.15)	0:33.65 [5] (0:11.32)	0:22.33 [5] (0:11.02)	0:11.31 [4]
Average Speed [km/h]	48.0	64.3	64.4	64.3	65.9	63.8
Top Speed [km/h]	64.0	64.9	64.9	66.6	67.3	66.4
Avg. Dist. to Rail [m]	2.8	0.6	0.5	1.9	6.1	5.9
Avg. Stride Freq. [Hz]	2.3	2.3	2.3	2.3	2.4	2.3
Avg. Stride Length [m]	8.1	7.8	7.9	7.9	7.7	7.6



- [] Ranking at each section and finish
- .-.- No data available at this section
- NA No data available



Horse/Jockey Name	Investor
Final Rank	4
Fastest Section Time (Section)	0:11.04 (400m)
Top Speed [km/h] (Section)	68.1 (400m)
Race State	Finished



Townsville QLD Professional

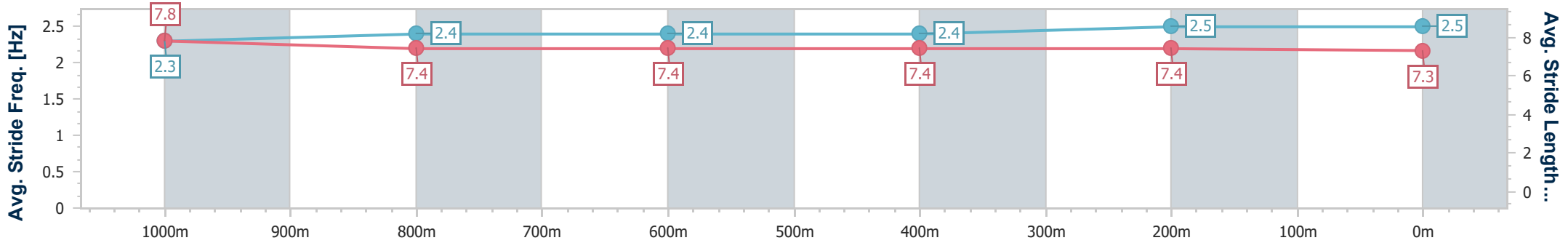
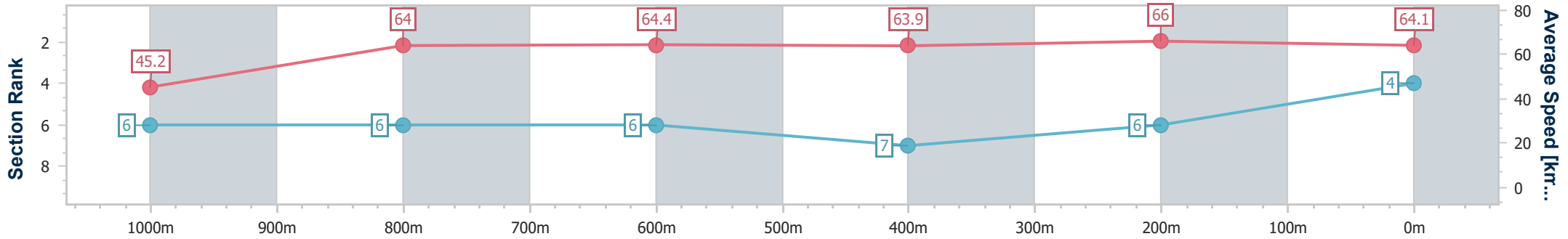
Race 6: Cowboys Leagues Club Class 6 Plate - 1200m

06 October 2024 - 15:20

Track Rating: Soft 5, Weather: Fine, Rail Position: +2.5m Entire



Section	Overall	1000m	800m	600m	400m	200m
Section Times	1:10.99 [4] (0:14.96)	0:56.03 [6] (0:11.23)	0:44.80 [6] (0:11.11)	0:33.69 [6] (0:11.42)	0:22.27 [7] (0:11.04)	0:11.23 [6] (0:11.23)
Average Speed [km/h]	45.2	64.0	64.4	63.9	66.0	64.1
Top Speed [km/h]	61.9	64.8	66.3	64.9	68.1	65.5
Avg. Dist. to Rail [m]	1.5	0.7	1.2	2.6	5.5	6.8
Avg. Stride Freq. [Hz]	2.3	2.4	2.4	2.4	2.5	2.5
Avg. Stride Length [m]	7.8	7.4	7.4	7.4	7.4	7.3



- [] Ranking at each section and finish
- .-.- No data available at this section
- NA No data available



Horse/Jockey Name	Brave Agenda
Final Rank	5
Fastest Section Time (Section)	0:11.12 (400m)
Top Speed [km/h] (Section)	65.7 (400m)
Race State	Finished



Townsville QLD Professional

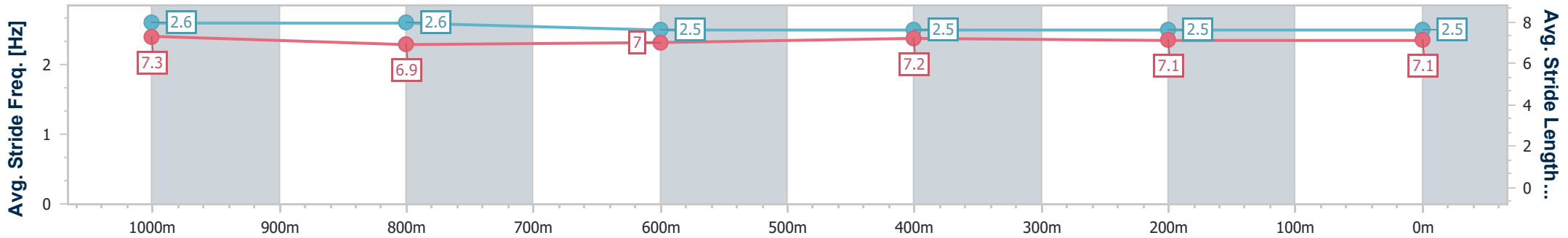
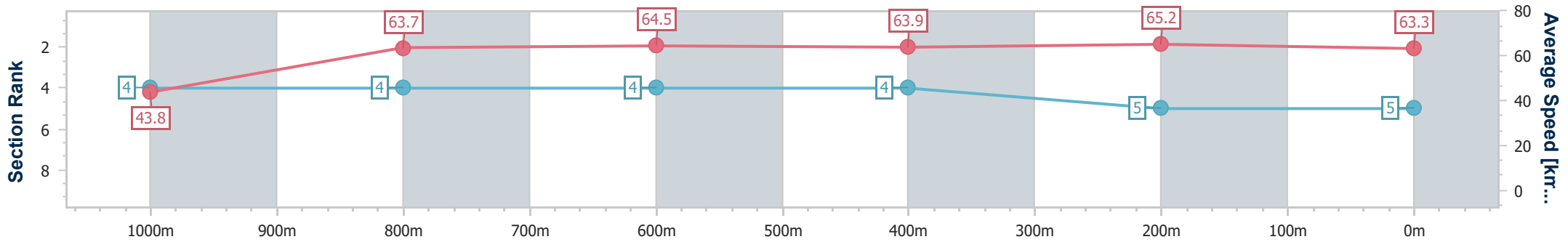
Race 6: Cowboys Leagues Club Class 6 Plate - 1200m

06 October 2024 - 15:20

Track Rating: Soft 5, Weather: Fine, Rail Position: +2.5m Entire



Section	Overall	1000m	800m	600m	400m	200m
Section Times	1:11.01 [5] (0:14.65)	0:56.36 [4] (0:11.30)	0:45.06 [4] (0:11.18)	0:33.88 [4] (0:11.40)	0:22.48 [4] (0:11.12)	0:11.36 [5] (0:11.36)
Average Speed [km/h]	43.8	63.7	64.5	63.9	65.2	63.3
Top Speed [km/h]	63.5	64.6	65.7	64.8	65.7	65.7
Avg. Dist. to Rail [m]	2.2	0.3	0.5	2.4	4.7	4.5
Avg. Stride Freq. [Hz]	2.6	2.6	2.5	2.5	2.5	2.5
Avg. Stride Length [m]	7.3	6.9	7.0	7.2	7.1	7.1



- [] Ranking at each section and finish
- .-.- No data available at this section
- NA No data available



Horse/Jockey Name	Martini Moment
Final Rank	6
Fastest Section Time (Section)	0:11.23 (800m)
Top Speed [km/h] (Section)	65.7 (1000m)
Race State	Finished



Townsville QLD Professional

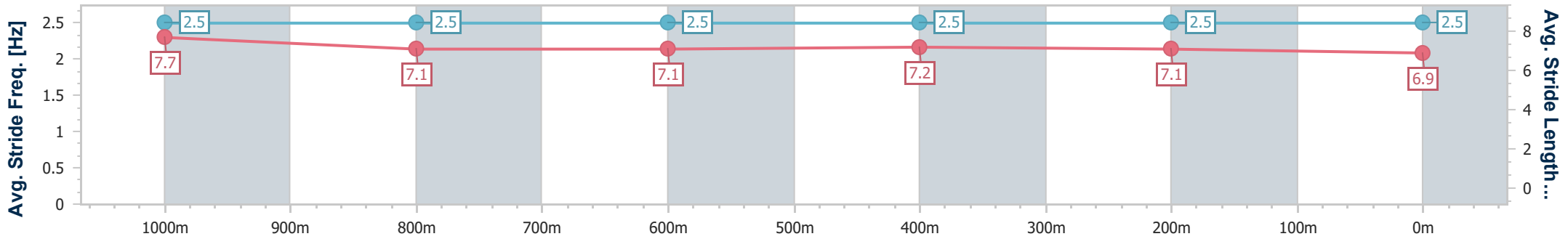
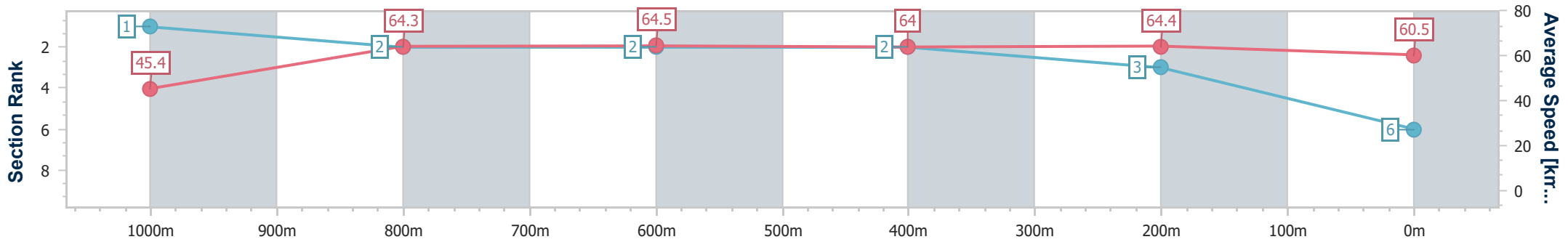
Race 6: Cowboys Leagues Club Class 6 Plate - 1200m

06 October 2024 - 15:20

Track Rating: Soft 5, Weather: Fine, Rail Position: +2.5m Entire



Section	Overall	1000m	800m	600m	400m	200m
Section Times	1:11.37 [6] (0:14.36)	0:57.01 [1] (0:11.26)	0:45.75 [2] (0:11.23)	0:34.52 [2] (0:11.36)	0:23.16 [2] (0:11.25)	0:11.91 [3] (0:11.91)
Average Speed [km/h]	45.4	64.3	64.5	64.0	64.4	60.5
Top Speed [km/h]	65.2	65.7	65.3	65.4	65.3	64.0
Avg. Dist. to Rail [m]	4.6	1.2	1.1	2.2	4.2	4.8
Avg. Stride Freq. [Hz]	2.5	2.5	2.5	2.5	2.5	2.5
Avg. Stride Length [m]	7.7	7.1	7.1	7.2	7.1	6.9



- [] Ranking at each section and finish
- .-.- No data available at this section
- NA No data available



Horse/Jockey Name	Principessa
Final Rank	7
Fastest Section Time (Section)	0:11.12 (400m)
Top Speed [km/h] (Section)	66.2 (1000m)
Race State	Finished



Townsville QLD Professional

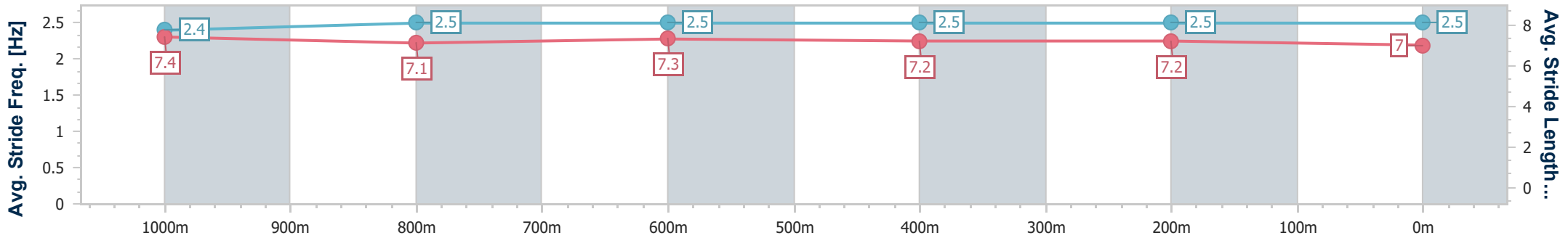
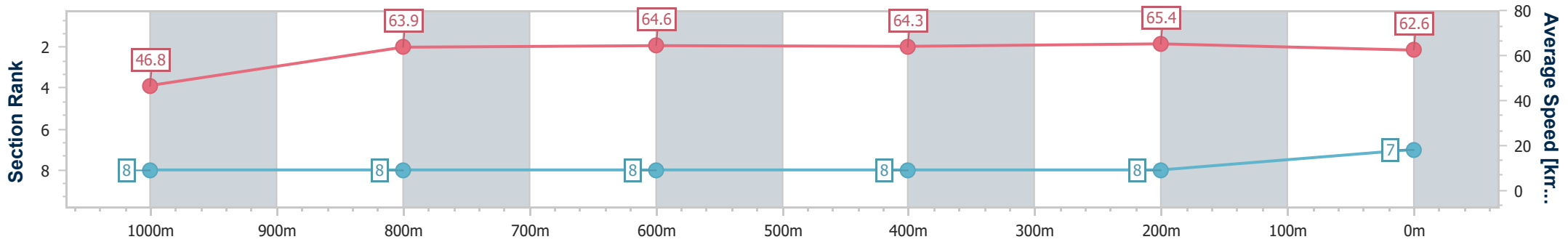
Race 6: Cowboys Leagues Club Class 6 Plate - 1200m

06 October 2024 - 15:20

Track Rating: Soft 5, Weather: Fine, Rail Position: +2.5m Entire



Section	Overall	1000m	800m	600m	400m	200m
Section Times	1:11.63 [7] (0:15.22)	0:56.41 [8] (0:11.27)	0:45.14 [8] (0:11.14)	0:34.00 [8] (0:11.34)	0:22.66 [8] (0:11.12)	0:11.54 [8] (0:11.54)
Average Speed [km/h]	46.8	63.9	64.6	64.3	65.4	62.6
Top Speed [km/h]	62.5	66.2	65.4	65.5	66.0	64.1
Avg. Dist. to Rail [m]	4.4	0.5	0.6	2.5	5.3	5.0
Avg. Stride Freq. [Hz]	2.4	2.5	2.5	2.5	2.5	2.5
Avg. Stride Length [m]	7.4	7.1	7.3	7.2	7.2	7.0



- [] Ranking at each section and finish
- .-.- No data available at this section
- NA No data available



Horse/Jockey Name	Realeza
Final Rank	8
Fastest Section Time (Section)	0:11.04 (800m)
Top Speed [km/h] (Section)	66.7 (400m)
Race State	Finished



Townsville QLD Professional

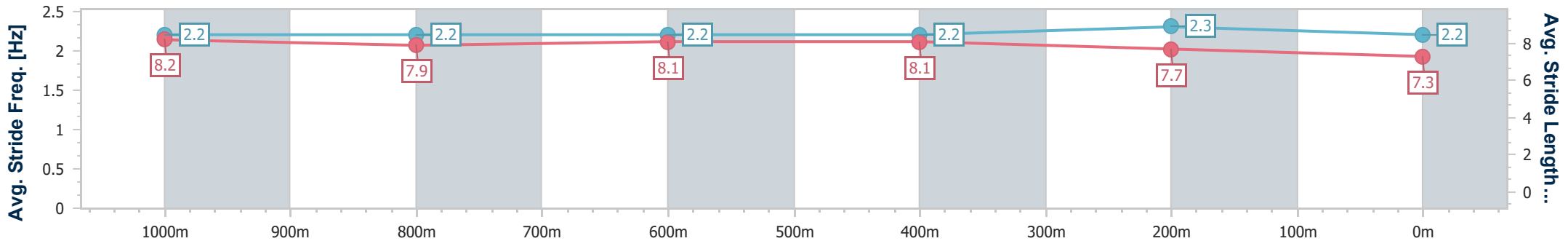
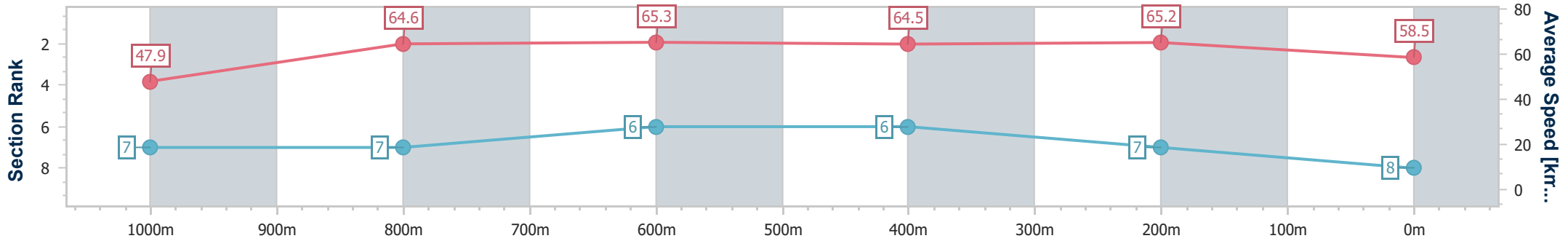
Race 6: Cowboys Leagues Club Class 6 Plate - 1200m

06 October 2024 - 15:20

Track Rating: Soft 5, Weather: Fine, Rail Position: +2.5m Entire



Section	Overall	1000m	800m	600m	400m	200m
Section Times	1:12.21 [8] (0:15.07)	0:57.14 [7] (0:11.19)	0:45.95 [7] (0:11.04)	0:34.91 [6] (0:11.37)	0:23.54 [6] (0:11.23)	0:12.31 [7] (0:12.31)
Average Speed [km/h]	47.9	64.6	65.3	64.5	65.2	58.5
Top Speed [km/h]	64.9	65.3	65.9	66.1	66.7	63.0
Avg. Dist. to Rail [m]	3.9	0.5	0.7	3.9	8.4	7.6
Avg. Stride Freq. [Hz]	2.2	2.2	2.2	2.2	2.3	2.2
Avg. Stride Length [m]	8.2	7.9	8.1	8.1	7.7	7.3



- [] Ranking at each section and finish
- .-.- No data available at this section
- NA No data available



Townsville QLD Professional
Race 7: Lacey Morrison Jockey Of The Year 23-24 BENCHMARK 55
Handicap - 1200m
06 October 2024 - 15:55



Track Rating: Soft 5, Weather: Fine, Rail Position: +2.5m Entire

Section		Overall										Last 600m	
Field Times		1:10.40										0:35.26	
		(0:13.79)										(0:12.19)	
		1000m										200m	
		0:56.61										0:12.19	
		(0:10.62)										(0:12.19)	
		800m											
		0:45.99											
		(0:10.73)											
		600m											
		0:35.26											
		(0:11.27)											
		400m											
		0:23.99											
		(0:11.80)											
		200m											
		0:12.19											
		(0:12.19)											
Section	Field Times	Overall	1000m	800m	600m	400m	200m			Last 600m			
Rank	TAB	Horse/Jockey	Barrier	Top Speed [km/h]	Fastest Section	Overall	1000m	800m	600m	400m	200m	Margin	Distance Travelled [m]
1	10	WINNING SAGA	14	69.6	0:10.91	1:10.40 [1]	0:56.05 [6]	0:45.10 [8]	0:34.19 [8]	0:23.12 [8]	0:11.87 [7]	1:10.40	0:34.19
		Nathan Day		1000m	800m	(0:14.35)	(0:10.95)	(0:10.91)	(0:11.07)	(0:11.25)	(0:11.87)		
2	11	DICKIN MEDAL	4	68.9	0:10.72	1:10.50 [2]	0:56.14 [7]	0:45.42 [6]	0:34.68 [7]	0:23.55 [6]	0:12.05 [6]	0.6L	0:34.68 -5
		Scott Sheargold		1000m	1000m	(0:14.36)	(0:10.72)	(0:10.74)	(0:11.13)	(0:11.50)	(0:12.05)		
3	1	SPECIALTIE	6	69.5	0:10.62	1:10.52 [3]	0:56.40 [4]	0:45.70 [4]	0:35.08 [3]	0:23.90 [3]	0:12.31 [1]	0.75L	0:35.08 -5
		Ashley Butler		800m	800m	(0:14.12)	(0:10.70)	(0:10.62)	(0:11.18)	(0:11.59)	(0:12.31)		
4	3	MY ARTIE	13	70.0	0:10.69	1:10.73 [4]	0:56.45 [5]	0:45.70 [5]	0:35.01 [5]	0:23.80 [5]	0:12.34 [3]	1.99L	0:35.01 -2
		Lacey Morrison		800m	800m	(0:14.28)	(0:10.75)	(0:10.69)	(0:11.21)	(0:11.46)	(0:12.34)		
5	9	HIT SNOOZE	11	69.1	0:10.59	1:10.81 [5]	0:56.92 [2]	0:46.33 [2]	0:35.52 [2]	0:24.21 [2]	0:12.55 [2]	2.45L	0:35.52 -4
		Justin Huxtable		1000m	1000m	(0:13.89)	(0:10.59)	(0:10.81)	(0:11.31)	(0:11.66)	(0:12.55)		
6	8	EUROMANTIC	1	68.2	0:10.68	1:10.84 [6]	0:56.83 [3]	0:46.15 [3]	0:35.35 [4]	0:24.12 [4]	0:12.41 [4]	2.6L	0:35.35 -8
		Tyler Leslight		1000m	1000m	(0:14.01)	(0:10.68)	(0:10.80)	(0:11.23)	(0:11.71)	(0:12.41)		
7	12	JAZZ WORTHY	7	67.7	0:10.75	1:10.87 [7]	0:56.07 [12]	0:45.16 [11]	0:34.41 [11]	0:23.30 [11]	0:12.15 [8]	2.77L	0:34.41 -9
		Adam Sewell		800m	800m	(0:14.80)	(0:10.91)	(0:10.75)	(0:11.11)	(0:11.15)	(0:12.15)		
8	6	MIRROR ILLUSION	5	67.8	0:10.74	1:11.05 [8]	0:56.51 [9]	0:45.57 [9]	0:34.83 [9]	0:23.66 [10]	0:12.21 [10]	3.87L	0:34.83 -5
		Michael Murphy		1000m	800m	(0:14.54)	(0:10.94)	(0:10.74)	(0:11.17)	(0:11.45)	(0:12.21)		
9	4	FIVE BULLS	3	68.5	0:10.64	1:11.06 [9]	0:56.59 [8]	0:45.95 [7]	0:35.24 [6]	0:23.97 [7]	0:12.33 [9]	3.93L	0:35.24 -9
		Jason Taylor		800m	1000m	(0:14.47)	(0:10.64)	(0:10.71)	(0:11.27)	(0:11.64)	(0:12.33)		
10	5	HARVESTA	12	68.6	0:10.71	1:11.13 [10]	0:56.56 [10]	0:45.59 [10]	0:34.88 [10]	0:23.78 [9]	0:12.28 [11]	4.32L	0:34.88 +1
		Marnu Potgieter		800m	800m	(0:14.57)	(0:10.97)	(0:10.71)	(0:11.10)	(0:11.50)	(0:12.28)		

Scratched: No Love Lost (#7)

[] Ranking at each section and finish
 -:-:- No data available at this section
 NA No data available

SCN Saddle cloth number
 DNF Did not finish
 DNT Did not track



Townsville QLD Professional
Race 7: Lacey Morrision Jockey Of The Year 23-24 BENCHMARK 55
Handicap - 1200m
06 October 2024 - 15:55



Track Rating: Soft 5, Weather: Fine, Rail Position: +2.5m Entire

Section		Overall	1000m	800m	600m	400m	200m	Last 600m					
Field Times		1:10.40 (0:13.79)	0:56.61 (0:10.62)	0:45.99 (0:10.73)	0:35.26 (0:11.27)	0:23.99 (0:11.80)	0:12.19 (0:12.19)	0:35.26					
Rank	TAB Horse/Jockey	Barrier	Top Speed [km/h]	Fastest Section	Margin							Distance Travelled [m]	
11	2 TRIGGERIFIC Chelsea Jokic	9	67.6 800m	0:10.84 800m	1:11.32 [11] (0:14.86)	0:56.46 [13] (0:11.05)	0:45.41 [13] (0:10.84)	0:34.57 [13] (0:11.03)	0:23.54 [12] (0:11.38)	0:12.16 [12] (0:12.16)	5.45L	0:34.57	-3
12	13 MIDNIGHT BOOM Chris Whiteley	10	68.0 800m	0:10.82 800m	1:11.37 [12] (0:14.64)	0:56.73 [11] (0:11.14)	0:45.59 [12] (0:10.82)	0:34.77 [12] (0:11.27)	0:23.50 [13] (0:11.50)	0:12.00 [13] (0:12.00)	5.75L	0:34.77	-3
13	14 SHEEZ MARVELLOUS Pietro Romeo	2	68.6 1000m	0:10.62 1000m	1:11.93 [13] (0:13.79)	0:58.14 [1] (0:10.62)	0:47.52 [1] (0:10.73)	0:36.79 [1] (0:11.27)	0:25.52 [1] (0:12.02)	0:13.50 [5] (0:13.50)	9.04L	0:36.79	-9

Scratched: No Love Lost (#7)

[] Ranking at each section and finish
 -:-:-:- No data available at this section
 NA No data available

SCN Saddle cloth number
 DNF Did not finish
 DNT Did not track



Horse/Jockey Name	Winning Saga
Final Rank	1
Fastest Section Time (Section)	0:10.91 (800m)
Top Speed [km/h] (Section)	69.6 (1000m)
Race State	Finished



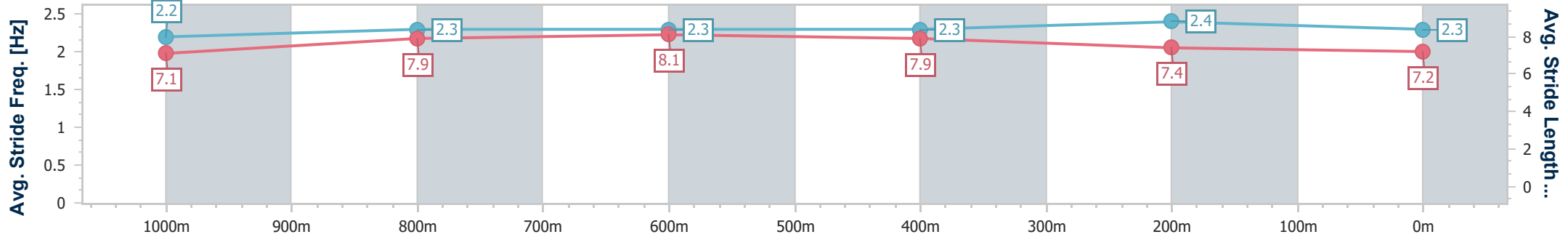
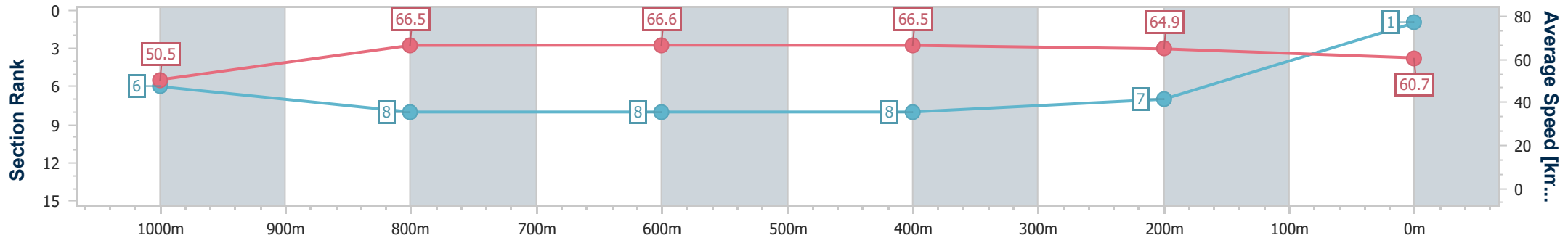
Townsville QLD Professional
Race 7: Lacey Morrison Jockey Of The Year 23-24
BENCHMARK 55 Handicap - 1200m

06 October 2024 - 15:55

Track Rating: Soft 5, Weather: Fine, Rail Position: +2.5m Entire



Section	Overall	1000m	800m	600m	400m	200m
Section Times	1:10.40 [1] (0:14.35)	0:56.05 [6] (0:10.95)	0:45.10 [8] (0:10.91)	0:34.19 [8] (0:11.07)	0:23.12 [8] (0:11.25)	0:11.87 [7] (0:11.87)
Average Speed [km/h]	50.5	66.5	66.6	66.5	64.9	60.7
Top Speed [km/h]	65.2	69.6	67.8	68.5	66.3	63.6
Avg. Dist. to Rail [m]	7.6	2.2	2.2	4.4	7.1	9.5
Avg. Stride Freq. [Hz]	2.2	2.3	2.3	2.3	2.4	2.3
Avg. Stride Length [m]	7.1	7.9	8.1	7.9	7.4	7.2



- [] Ranking at each section and finish
- .-.- No data available at this section
- NA No data available



Horse/Jockey Name	Dickin Medal
Final Rank	2
Fastest Section Time (Section)	0:10.72 (1000m)
Top Speed [km/h] (Section)	68.9 (1000m)
Race State	Finished



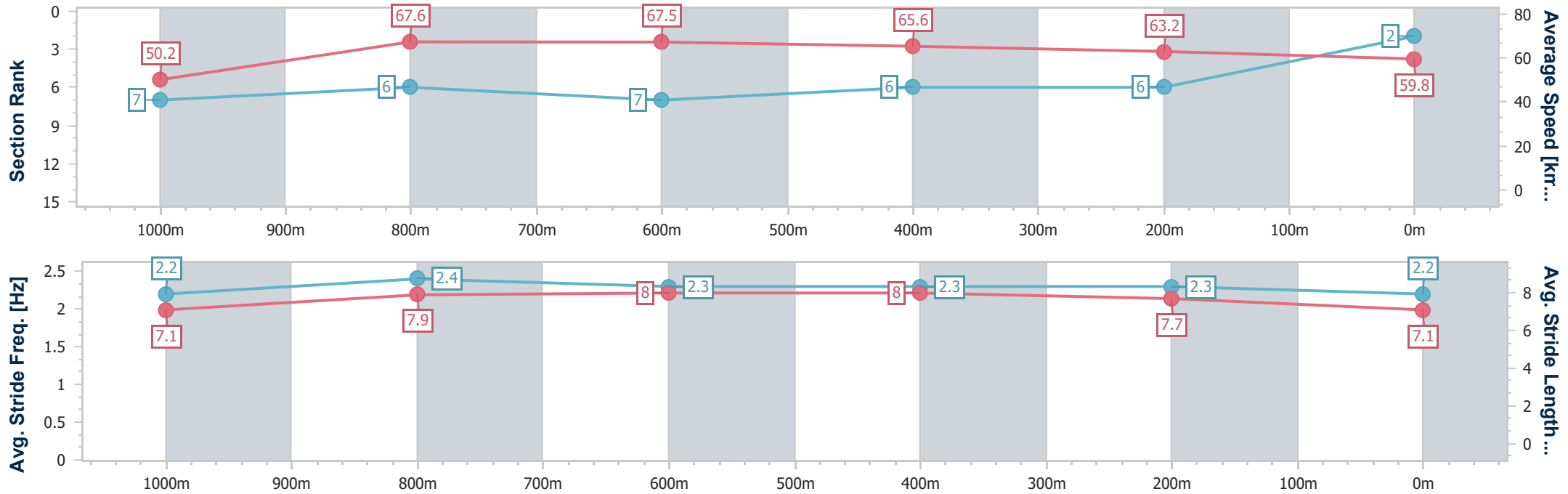
Townsville QLD Professional
Race 7: Lacey Morrision Jockey Of The Year 23-24
BENCHMARK 55 Handicap - 1200m



06 October 2024 - 15:55

Track Rating: Soft 5, Weather: Fine, Rail Position: +2.5m Entire

Section	Overall	1000m	800m	600m	400m	200m
Section Times	1:10.50 [2] (0:14.36)	0:56.14 [7] (0:10.72)	0:45.42 [6] (0:10.74)	0:34.68 [7] (0:11.13)	0:23.55 [6] (0:11.50)	0:12.05 [6] (0:12.05)
Average Speed [km/h]	50.2	67.6	67.5	65.6	63.2	59.8
Top Speed [km/h]	65.8	68.9	68.2	66.8	64.8	61.5
Avg. Dist. to Rail [m]	4.5	1.0	1.1	3.1	5.5	7.1
Avg. Stride Freq. [Hz]	2.2	2.4	2.3	2.3	2.3	2.2
Avg. Stride Length [m]	7.1	7.9	8.0	8.0	7.7	7.1



- [] Ranking at each section and finish
- .-.- No data available at this section
- NA No data available



Horse/Jockey Name	Specialtie
Final Rank	3
Fastest Section Time (Section)	0:10.62 (800m)
Top Speed [km/h] (Section)	69.5 (800m)
Race State	Finished



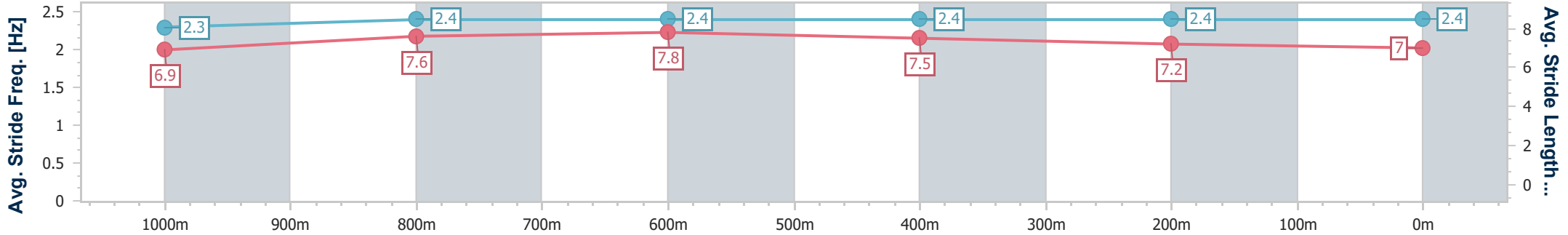
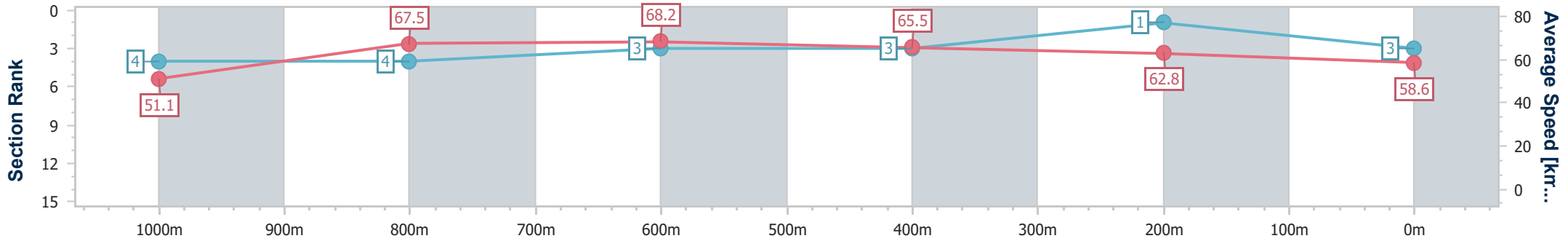
Townsville QLD Professional
Race 7: Lacey Morrision Jockey Of The Year 23-24
BENCHMARK 55 Handicap - 1200m

06 October 2024 - 15:55

Track Rating: Soft 5, Weather: Fine, Rail Position: +2.5m Entire



Section	Overall	1000m	800m	600m	400m	200m
Section Times	1:10.52 [3] (0:14.12)	0:56.40 [4] (0:10.70)	0:45.70 [4] (0:10.62)	0:35.08 [3] (0:11.18)	0:23.90 [3] (0:11.59)	0:12.31 [1] (0:12.31)
Average Speed [km/h]	51.1	67.5	68.2	65.5	62.8	58.6
Top Speed [km/h]	66.8	68.7	69.5	67.3	65.5	62.3
Avg. Dist. to Rail [m]	4.6	0.7	1.2	3.6	5.1	6.7
Avg. Stride Freq. [Hz]	2.3	2.4	2.4	2.4	2.4	2.4
Avg. Stride Length [m]	6.9	7.6	7.8	7.5	7.2	7.0



- [] Ranking at each section and finish
- .-.- No data available at this section
- NA No data available



Horse/Jockey Name	My Artie
Final Rank	4
Fastest Section Time (Section)	0:10.69 (800m)
Top Speed [km/h] (Section)	70.0 (800m)
Race State	Finished



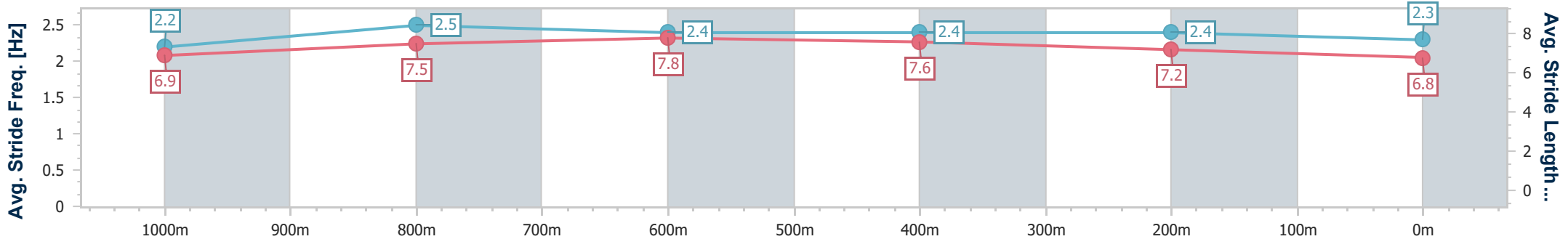
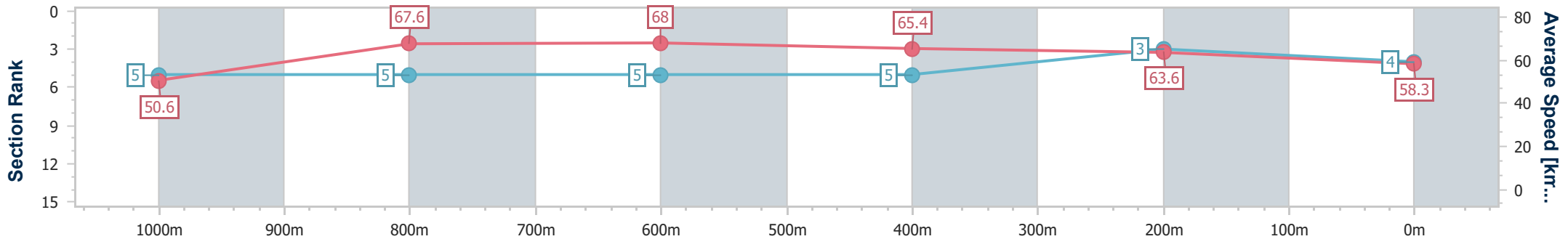
Townsville QLD Professional
Race 7: Lacey Morrision Jockey Of The Year 23-24
BENCHMARK 55 Handicap - 1200m



06 October 2024 - 15:55

Track Rating: Soft 5, Weather: Fine, Rail Position: +2.5m Entire

Section	Overall	1000m	800m	600m	400m	200m
Section Times	1:10.73 [4] (0:14.28)	0:56.45 [5] (0:10.75)	0:45.70 [5] (0:10.69)	0:35.01 [5] (0:11.21)	0:23.80 [5] (0:11.46)	0:12.34 [3] (0:12.34)
Average Speed [km/h]	50.6	67.6	68.0	65.4	63.6	58.3
Top Speed [km/h]	65.9	69.4	70.0	67.3	65.3	62.3
Avg. Dist. to Rail [m]	7.0	1.9	1.8	3.9	6.5	9.3
Avg. Stride Freq. [Hz]	2.2	2.5	2.4	2.4	2.4	2.3
Avg. Stride Length [m]	6.9	7.5	7.8	7.6	7.2	6.8



- [] Ranking at each section and finish
- .-.- No data available at this section
- NA No data available



Horse/Jockey Name	Hit Snooze
Final Rank	5
Fastest Section Time (Section)	0:10.59 (1000m)
Top Speed [km/h] (Section)	69.1 (1000m)
Race State	Finished



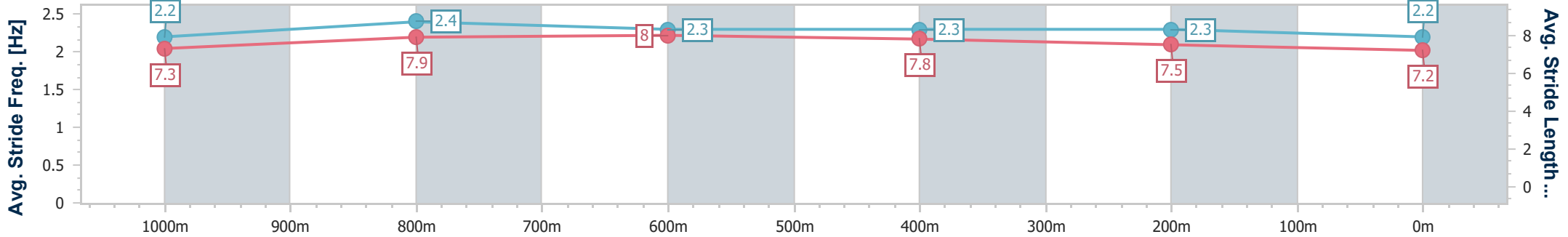
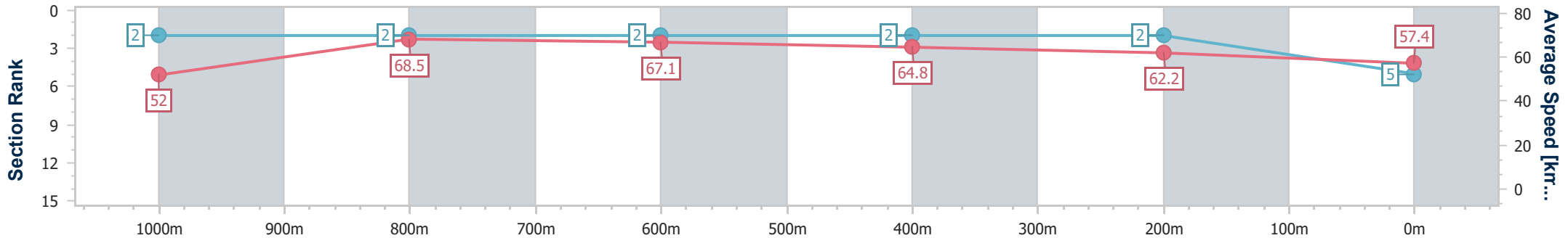
Townsville QLD Professional
Race 7: Lacey Morrision Jockey Of The Year 23-24
BENCHMARK 55 Handicap - 1200m



06 October 2024 - 15:55

Track Rating: Soft 5, Weather: Fine, Rail Position: +2.5m Entire

Section	Overall	1000m	800m	600m	400m	200m
Section Times	1:10.81 [5] (0:13.89)	0:56.92 [2] (0:10.59)	0:46.33 [2] (0:10.81)	0:35.52 [2] (0:11.31)	0:24.21 [2] (0:11.66)	0:12.55 [2] (0:12.55)
Average Speed [km/h]	52.0	68.5	67.1	64.8	62.2	57.4
Top Speed [km/h]	68.5	69.1	67.8	66.5	64.1	60.8
Avg. Dist. to Rail [m]	5.6	1.2	1.6	3.5	5.3	6.2
Avg. Stride Freq. [Hz]	2.2	2.4	2.3	2.3	2.3	2.2
Avg. Stride Length [m]	7.3	7.9	8.0	7.8	7.5	7.2



- [] Ranking at each section and finish
- .-.- No data available at this section
- NA No data available



Horse/Jockey Name	Euromantic
Final Rank	6
Fastest Section Time (Section)	0:10.68 (1000m)
Top Speed [km/h] (Section)	68.2 (1000m)
Race State	Finished



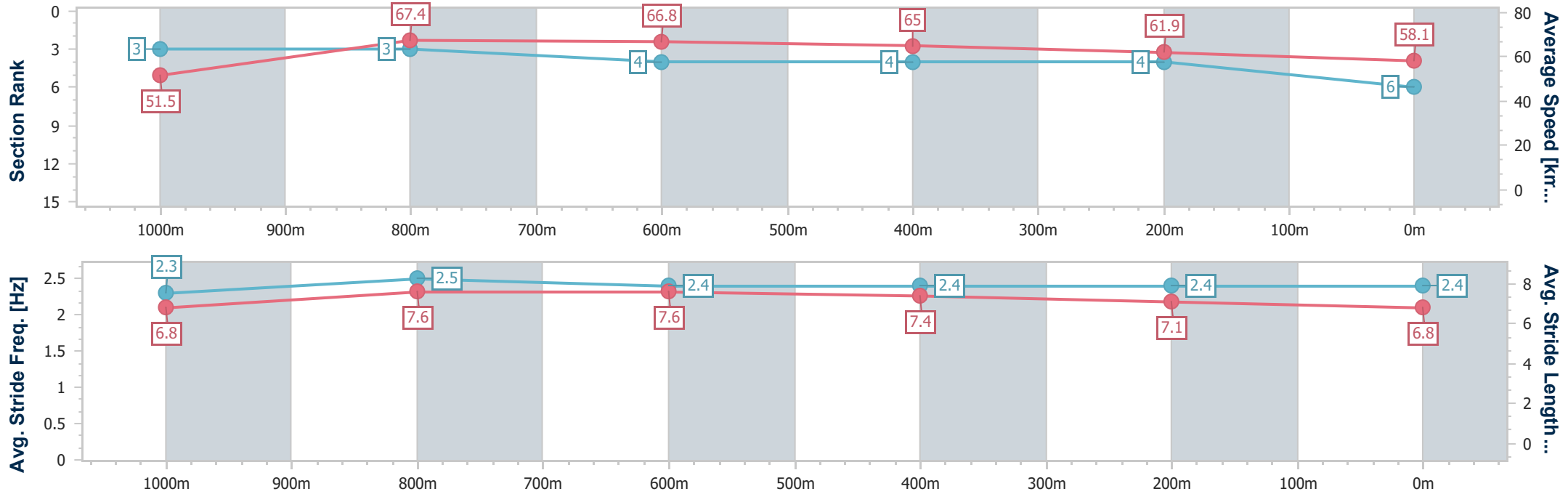
Townsville QLD Professional
Race 7: Lacey Morrision Jockey Of The Year 23-24
BENCHMARK 55 Handicap - 1200m



06 October 2024 - 15:55

Track Rating: Soft 5, Weather: Fine, Rail Position: +2.5m Entire

Section	Overall	1000m	800m	600m	400m	200m
Section Times	1:10.84 [6] (0:14.01)	0:56.83 [3] (0:10.68)	0:46.15 [3] (0:10.80)	0:35.35 [4] (0:11.23)	0:24.12 [4] (0:11.71)	0:12.41 [4] (0:12.41)
Average Speed [km/h]	51.5	67.4	66.8	65.0	61.9	58.1
Top Speed [km/h]	67.9	68.2	68.2	66.4	63.8	60.7
Avg. Dist. to Rail [m]	3.5	0.4	0.7	2.7	4.7	5.4
Avg. Stride Freq. [Hz]	2.3	2.5	2.4	2.4	2.4	2.4
Avg. Stride Length [m]	6.8	7.6	7.6	7.4	7.1	6.8



- [] Ranking at each section and finish
- .-.- No data available at this section
- NA No data available



Horse/Jockey Name	Jazz Worthy
Final Rank	7
Fastest Section Time (Section)	0:10.75 (800m)
Top Speed [km/h] (Section)	67.7 (800m)
Race State	Finished



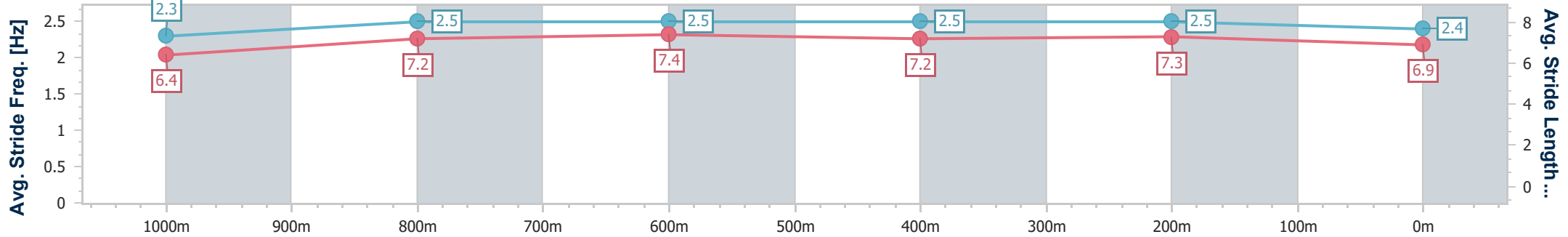
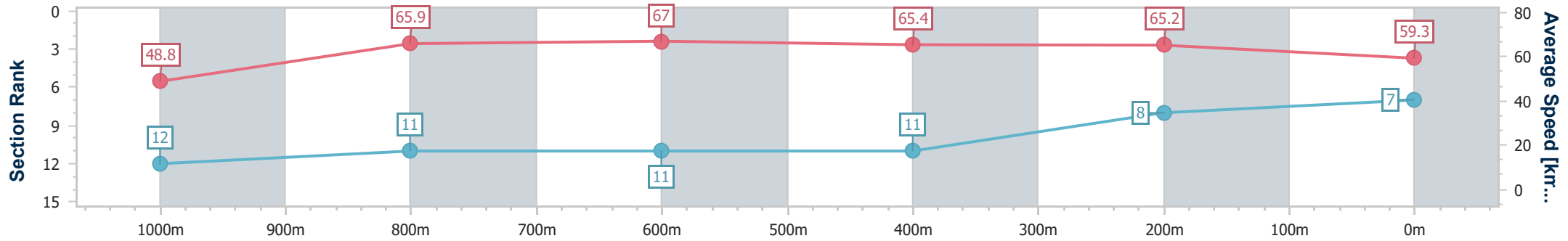
Townsville QLD Professional
Race 7: Lacey Morrision Jockey Of The Year 23-24
BENCHMARK 55 Handicap - 1200m

06 October 2024 - 15:55

Track Rating: Soft 5, Weather: Fine, Rail Position: +2.5m Entire



Section	Overall	1000m	800m	600m	400m	200m
Section Times	1:10.87 [7] (0:14.80)	0:56.07 [12] (0:10.91)	0:45.16 [11] (0:10.75)	0:34.41 [11] (0:11.11)	0:23.30 [11] (0:11.15)	0:12.15 [8] (0:12.15)
Average Speed [km/h]	48.8	65.9	67.0	65.4	65.2	59.3
Top Speed [km/h]	64.6	67.4	67.7	67.0	65.8	64.0
Avg. Dist. to Rail [m]	5.2	0.4	0.2	2.1	5.7	10.1
Avg. Stride Freq. [Hz]	2.3	2.5	2.5	2.5	2.5	2.4
Avg. Stride Length [m]	6.4	7.2	7.4	7.2	7.3	6.9



- [] Ranking at each section and finish
- .-.- No data available at this section
- NA No data available



Horse/Jockey Name	Mirror Illusion
Final Rank	8
Fastest Section Time (Section)	0:10.74 (800m)
Top Speed [km/h] (Section)	67.8 (1000m)
Race State	Finished



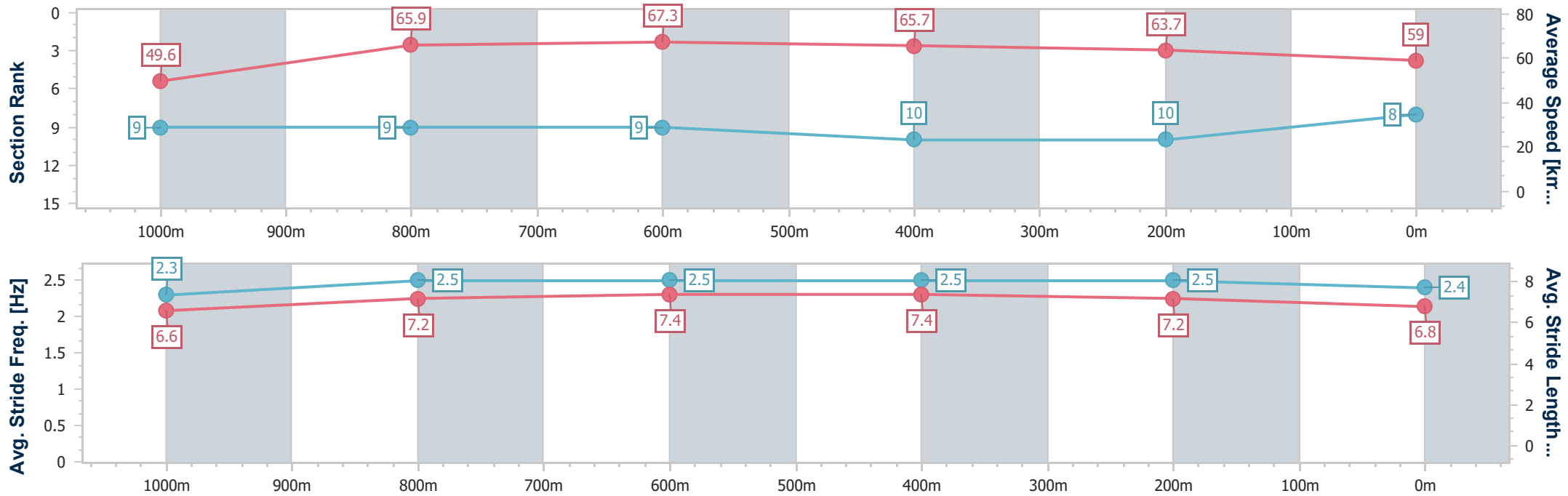
Townsville QLD Professional
 Race 7: Lacey Morrision Jockey Of The Year 23-24
 BENCHMARK 55 Handicap - 1200m



06 October 2024 - 15:55

Track Rating: Soft 5, Weather: Fine, Rail Position: +2.5m Entire

Section	Overall	1000m	800m	600m	400m	200m
Section Times	1:11.05 [8] (0:14.54)	0:56.51 [9] (0:10.94)	0:45.57 [9] (0:10.74)	0:34.83 [9] (0:11.17)	0:23.66 [10] (0:11.45)	0:12.21 [10] (0:12.21)
Average Speed [km/h]	49.6	65.9	67.3	65.7	63.7	59.0
Top Speed [km/h]	65.0	67.8	67.5	67.2	65.0	62.4
Avg. Dist. to Rail [m]	5.5	0.5	0.7	4.0	7.7	10.2
Avg. Stride Freq. [Hz]	2.3	2.5	2.5	2.5	2.5	2.4
Avg. Stride Length [m]	6.6	7.2	7.4	7.4	7.2	6.8



- [] Ranking at each section and finish
- .-.- No data available at this section
- NA No data available



Horse/Jockey Name	Five Bulls
Final Rank	9
Fastest Section Time (Section)	0:10.64 (1000m)
Top Speed [km/h] (Section)	68.5 (800m)
Race State	Finished



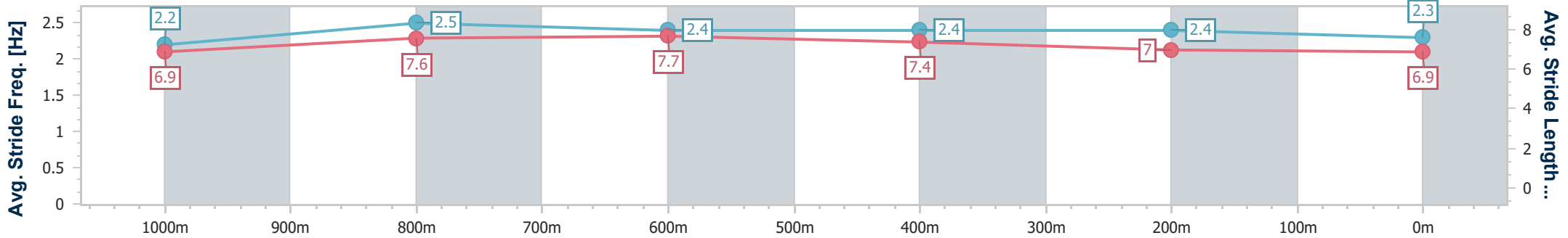
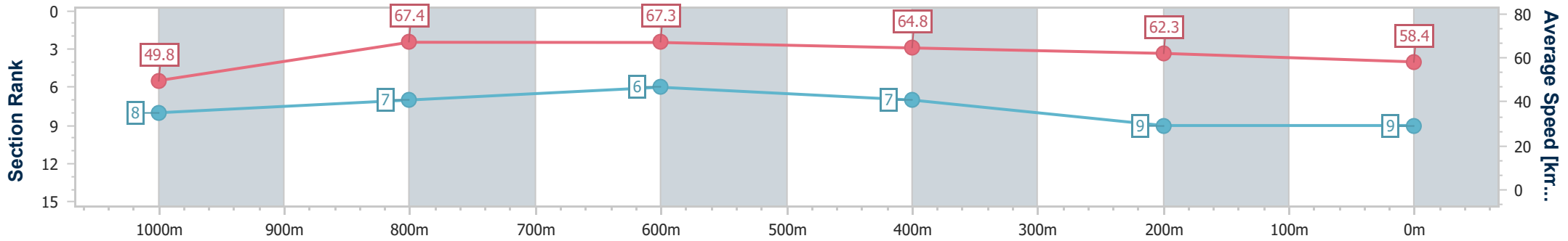
Townsville QLD Professional
Race 7: Lacey Morrision Jockey Of The Year 23-24
BENCHMARK 55 Handicap - 1200m



06 October 2024 - 15:55

Track Rating: Soft 5, Weather: Fine, Rail Position: +2.5m Entire

Section	Overall	1000m	800m	600m	400m	200m
Section Times	1:11.06 [9] (0:14.47)	0:56.59 [8] (0:10.64)	0:45.95 [7] (0:10.71)	0:35.24 [6] (0:11.27)	0:23.97 [7] (0:11.64)	0:12.33 [9] (0:12.33)
Average Speed [km/h]	49.8	67.4	67.3	64.8	62.3	58.4
Top Speed [km/h]	66.2	68.4	68.5	66.9	63.1	61.6
Avg. Dist. to Rail [m]	4.0	0.6	0.8	2.8	4.9	8.1
Avg. Stride Freq. [Hz]	2.2	2.5	2.4	2.4	2.4	2.3
Avg. Stride Length [m]	6.9	7.6	7.7	7.4	7.0	6.9



- [] Ranking at each section and finish
- .-.- No data available at this section
- NA No data available



Horse/Jockey Name	Harvesta
Final Rank	10
Fastest Section Time (Section)	0:10.71 (800m)
Top Speed [km/h] (Section)	68.6 (800m)
Race State	Finished



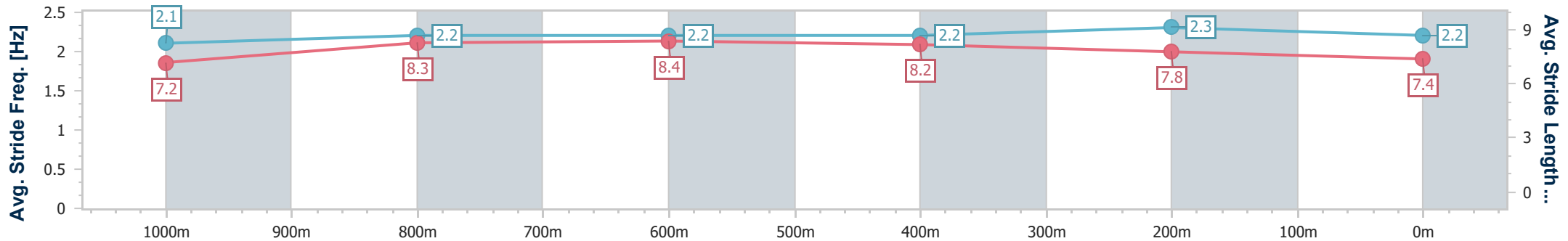
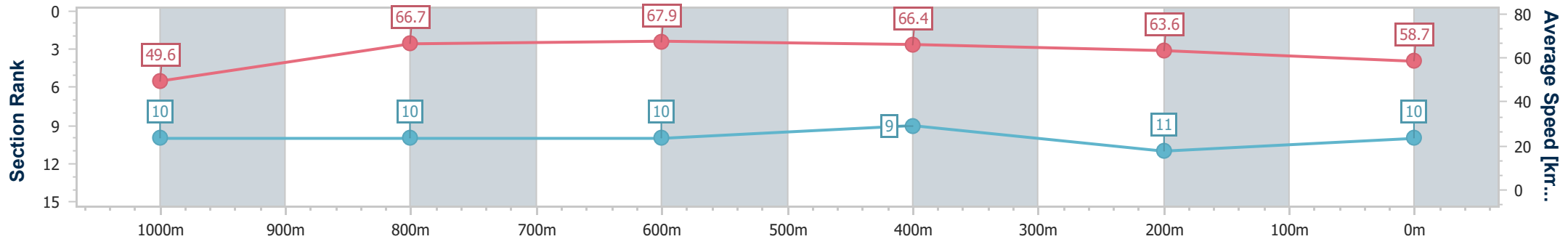
Townsville QLD Professional
 Race 7: Lacey Morrision Jockey Of The Year 23-24
 BENCHMARK 55 Handicap - 1200m



06 October 2024 - 15:55

Track Rating: Soft 5, Weather: Fine, Rail Position: +2.5m Entire

Section	Overall	1000m	800m	600m	400m	200m
Section Times	1:11.13 [10] (0:14.57)	0:56.56 [10] (0:10.97)	0:45.59 [10] (0:10.71)	0:34.88 [10] (0:11.10)	0:23.78 [9] (0:11.50)	0:12.28 [11] (0:12.28)
Average Speed [km/h]	49.6	66.7	67.9	66.4	63.6	58.7
Top Speed [km/h]	65.3	68.4	68.6	68.2	64.7	62.1
Avg. Dist. to Rail [m]	8.0	2.9	1.9	5.0	9.4	12.4
Avg. Stride Freq. [Hz]	2.1	2.2	2.2	2.2	2.3	2.2
Avg. Stride Length [m]	7.2	8.3	8.4	8.2	7.8	7.4



- [] Ranking at each section and finish
- .-.- No data available at this section
- NA No data available



Horse/Jockey Name	Triggerific
Final Rank	11
Fastest Section Time (Section)	0:10.84 (800m)
Top Speed [km/h] (Section)	67.6 (800m)
Race State	Finished



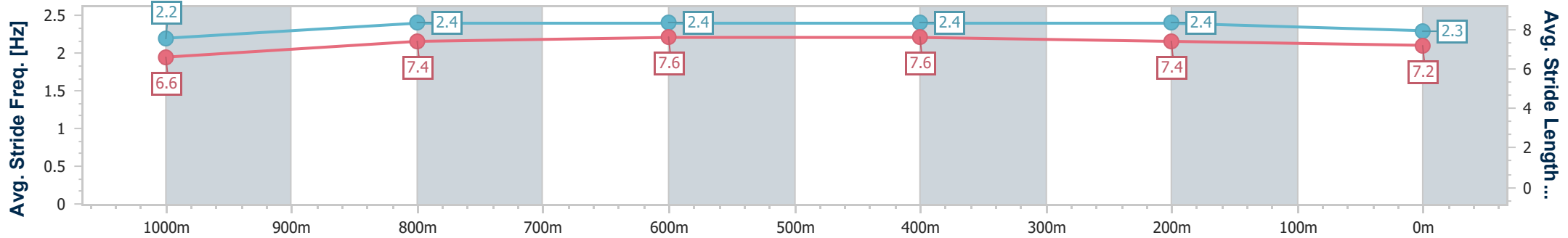
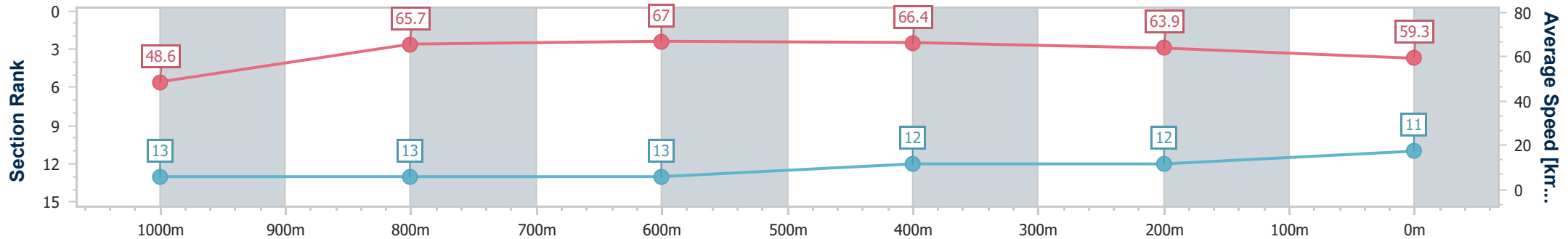
Townsville QLD Professional
Race 7: Lacey Morrision Jockey Of The Year 23-24
BENCHMARK 55 Handicap - 1200m

06 October 2024 - 15:55

Track Rating: Soft 5, Weather: Fine, Rail Position: +2.5m Entire



Section	Overall	1000m	800m	600m	400m	200m
Section Times	1:11.32 [11] (0:14.86)	0:56.46 [13] (0:11.05)	0:45.41 [13] (0:10.84)	0:34.57 [13] (0:11.03)	0:23.54 [12] (0:11.38)	0:12.16 [12] (0:12.16)
Average Speed [km/h]	48.6	65.7	67.0	66.4	63.9	59.3
Top Speed [km/h]	64.9	67.0	67.6	67.5	65.0	63.0
Avg. Dist. to Rail [m]	6.0	1.4	1.8	3.6	6.6	9.8
Avg. Stride Freq. [Hz]	2.2	2.4	2.4	2.4	2.4	2.3
Avg. Stride Length [m]	6.6	7.4	7.6	7.6	7.4	7.2



- [] Ranking at each section and finish
- .-.- No data available at this section
- NA No data available



Horse/Jockey Name	Midnight Boom
Final Rank	12
Fastest Section Time (Section)	0:10.82 (800m)
Top Speed [km/h] (Section)	68.0 (800m)
Race State	Finished



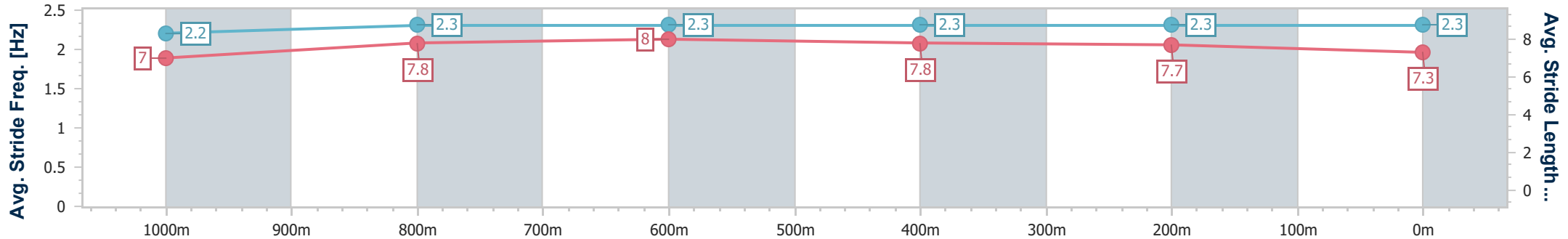
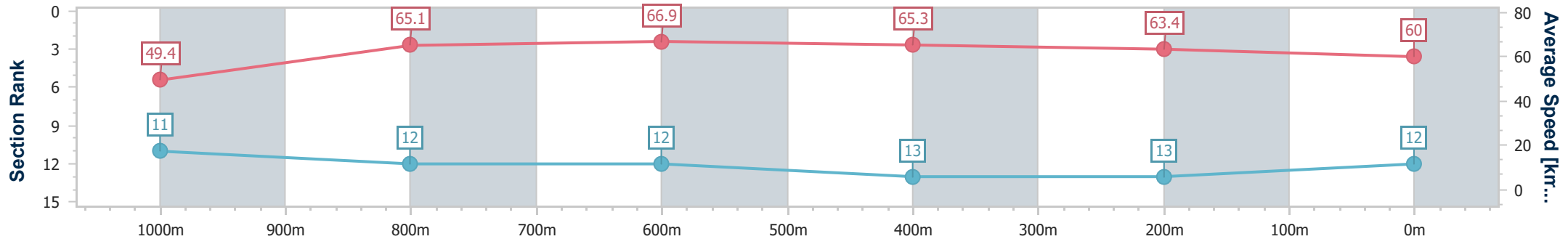
Townsville QLD Professional
Race 7: Lacey Morrision Jockey Of The Year 23-24
BENCHMARK 55 Handicap - 1200m

06 October 2024 - 15:55

Track Rating: Soft 5, Weather: Fine, Rail Position: +2.5m Entire



Section	Overall	1000m	800m	600m	400m	200m
Section Times	1:11.37 [12] (0:14.64)	0:56.73 [11] (0:11.14)	0:45.59 [12] (0:10.82)	0:34.77 [12] (0:11.27)	0:23.50 [13] (0:11.50)	0:12.00 [13] (0:12.00)
Average Speed [km/h]	49.4	65.1	66.9	65.3	63.4	60.0
Top Speed [km/h]	64.7	66.3	68.0	67.3	65.0	64.1
Avg. Dist. to Rail [m]	6.9	1.3	1.3	4.4	7.7	11.9
Avg. Stride Freq. [Hz]	2.2	2.3	2.3	2.3	2.3	2.3
Avg. Stride Length [m]	7.0	7.8	8.0	7.8	7.7	7.3



- [] Ranking at each section and finish
- .-.- No data available at this section
- NA No data available



Horse/Jockey Name	Sheez Marvellous
Final Rank	13
Fastest Section Time (Section)	0:10.62 (1000m)
Top Speed [km/h] (Section)	68.6 (1000m)
Race State	Finished



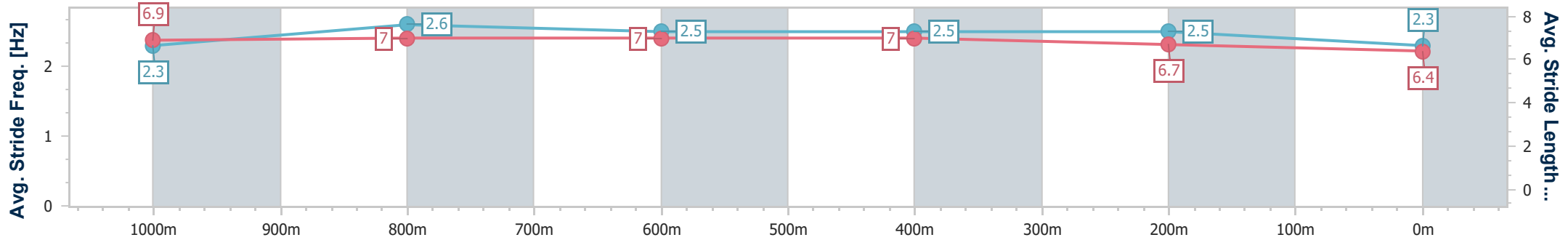
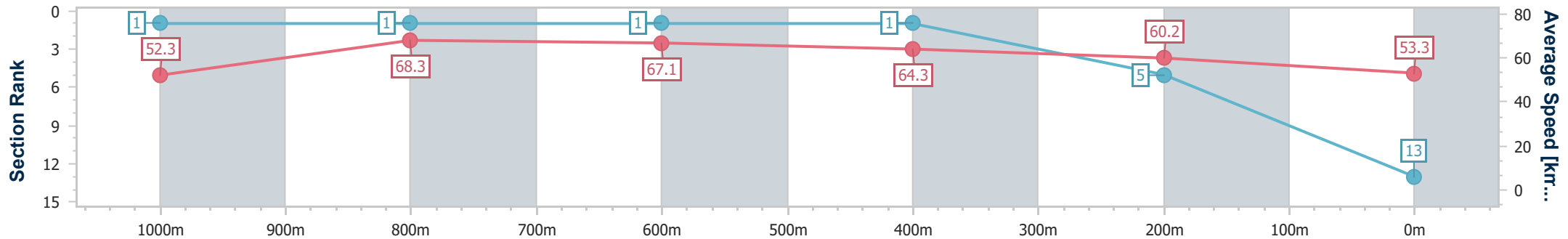
Townsville QLD Professional
Race 7: Lacey Morrision Jockey Of The Year 23-24
BENCHMARK 55 Handicap - 1200m

06 October 2024 - 15:55

Track Rating: Soft 5, Weather: Fine, Rail Position: +2.5m Entire



Section	Overall	1000m	800m	600m	400m	200m
Section Times	1:11.93 [13] (0:13.79)	0:58.14 [1] (0:10.62)	0:47.52 [1] (0:10.73)	0:36.79 [1] (0:11.27)	0:25.52 [1] (0:12.02)	0:13.50 [5] (0:13.50)
Average Speed [km/h]	52.3	68.3	67.1	64.3	60.2	53.3
Top Speed [km/h]	68.0	68.6	67.7	65.7	63.2	57.0
Avg. Dist. to Rail [m]	3.4	1.6	0.2	0.9	3.7	4.7
Avg. Stride Freq. [Hz]	2.3	2.6	2.5	2.5	2.5	2.3
Avg. Stride Length [m]	6.9	7.0	7.0	7.0	6.7	6.4



- [] Ranking at each section and finish
- .-.- No data available at this section
- NA No data available



Townsville QLD Professional

Race 8: A. Gabrielli Constructions Class 4 Handicap - 1400m

06 October 2024 - 16:36



Track Rating: Soft 5, Weather: Fine, Rail Position: +2.5m Entire

Section		Overall	1200m	1000m	800m	600m	400m	Last 600m				
Field Times		1:21.96 (0:13.66)	1:08.30 (0:10.60)	0:57.70 (0:10.99)	0:46.71 (0:11.23)	0:35.48 (0:11.56)	0:23.92 (0:11.76)	0:35.48				
Rank	TAB Horse/Jockey	Barrier	Top Speed [km/h]	Fastest Section	Distance Travelled [m]							
1	6 VALENKI Lacey Morrison	9	67.1 1200m	0:10.98 1200m	1:21.96 [1] (0:14.09)	1:07.87 [10] (0:10.98)	0:56.89 [11] (0:11.01)	0:45.88 [11] (0:10.99)	0:34.89 [8] (0:11.41)	0:23.48 [4] (0:11.61)	0:34.89	
2	10 STRATHCONA Jason Taylor	2	67.4 1200m	0:10.83 1200m	1:22.11 [2] (0:13.86)	1:08.25 [7] (0:10.83)	0:57.42 [8] (0:11.09)	0:46.33 [7] (0:11.29)	0:35.04 [9] (0:11.47)	0:23.57 [6] (0:11.56)	0:35.04	+4
3	8 YOU ARE KING Adam Sewell	7	69.1 1200m	0:10.60 1200m	1:22.47 [3] (0:13.66)	1:08.81 [1] (0:10.60)	0:58.21 [1] (0:10.99)	0:47.22 [1] (0:11.23)	0:35.99 [1] (0:11.57)	0:24.42 [2] (0:11.75)	0:35.99	-3
4	1 SEALION Ashley Butler	10	68.7 1200m	0:10.63 1200m	1:22.63 [4] (0:13.71)	1:08.92 [4] (0:10.63)	0:58.29 [2] (0:10.96)	0:47.33 [2] (0:11.25)	0:36.08 [2] (0:11.49)	0:24.59 [1] (0:11.78)	0:36.08	+1
5	11 DAWN STRIKE Pietro Romeo	8	67.8 1200m	0:10.73 1200m	1:22.87 [5] (0:14.08)	1:08.79 [9] (0:10.73)	0:58.06 [9] (0:11.17)	0:46.89 [9] (0:11.26)	0:35.63 [10] (0:11.52)	0:24.11 [10] (0:11.77)	0:35.63	+4
6	2 BRAVE MASO Zac Sprie	3	68.2 1200m	0:10.72 1200m	1:22.99 [6] (0:14.28)	1:08.71 [11] (0:10.72)	0:57.99 [10] (0:11.06)	0:46.93 [10] (0:11.22)	0:35.71 [11] (0:11.63)	0:24.08 [11] (0:11.81)	0:35.71	-3
7	7 ELLEVES Michael Murphy	4	67.8 1200m	0:10.77 1200m	1:23.18 [7] (0:13.67)	1:09.51 [2] (0:10.77)	0:58.74 [3] (0:11.06)	0:47.68 [4] (0:11.30)	0:36.38 [4] (0:11.74)	0:24.64 [5] (0:11.90)	0:36.38	+1
8	9 THE SHERPA Marnu Potgieter	5	68.4 1200m	0:10.77 1200m	1:23.27 [8] (0:13.69)	1:09.58 [3] (0:10.77)	0:58.81 [4] (0:11.04)	0:47.77 [3] (0:11.28)	0:36.49 [3] (0:11.55)	0:24.94 [3] (0:11.95)	0:36.49	+4
9	12 LINE OF KINGS Nathan Thomas	6	69.2 1200m	0:10.70 1200m	1:23.35 [9] (0:13.88)	1:09.47 [8] (0:10.70)	0:58.77 [6] (0:11.05)	0:47.72 [5] (0:11.36)	0:36.36 [6] (0:11.60)	0:24.76 [7] (0:12.01)	0:36.36	+7
10	4 SIR MAXIMUS Chris Whiteley	11	67.8 1000m	0:10.94 1200m	1:23.85 [10] (0:13.74)	1:10.11 [5] (0:10.94)	0:59.17 [7] (0:11.11)	0:48.06 [8] (0:11.27)	0:36.79 [7] (0:11.66)	0:25.13 [9] (0:11.99)	0:36.79	+13

Scratched: Frostin' (#3)

[] Ranking at each section and finish
 -:-:- No data available at this section
 NA No data available

SCN Saddle cloth number
 DNF Did not finish
 DNT Did not track



Townsville QLD Professional

Race 8: A. Gabrielli Constructions Class 4 Handicap - 1400m

06 October 2024 - 16:36



Track Rating: Soft 5, Weather: Fine, Rail Position: +2.5m Entire

Section	Overall	1200m	1000m	800m	600m	400m	Last 600m
Field Times	1:21.96 (0:13.66)	1:08.30 (0:10.60)	0:57.70 (0:10.99)	0:46.71 (0:11.23)	0:35.48 (0:11.56)	0:23.92 (0:11.76)	0:35.48

Rank	TAB	Horse/Jockey	Barrier	Top Speed [km/h]	Fastest Section	Overall	1200m	1000m	800m	600m	400m	Last 600m	Distance Travelled [m]
11	5	PRIVATE CHEETAH	1	68.3	0:10.76	1:23.94 [11]	1:10.19 [6]	0:59.43 [5]	0:48.29 [6]	0:37.02 [5]	0:25.26 [8]	0:37.02	-3
		Justin Huxtable		1200m	1200m	(0:13.75)	(0:10.76)	(0:11.14)	(0:11.27)	(0:11.76)	(0:12.10)		

Scratched: Frostin' (#3)



Townsville QLD Professional

Race 8: A. Gabrielli Constructions Class 4 Handicap - 1400m

06 October 2024 - 16:36



Track Rating: Soft 5, Weather: Fine, Rail Position: +2.5m Entire

Section							200m			Last 600m
Field Times							0:12.16			0:35.48
							(0:12.16)			
Rank	TAB	Horse/Jockey	Barrier	Top Speed [km/h]	Fastest Section	Margin			Distance Travelled [m]	
1	6	VALENKI	9	67.1	0:10.98	0:11.87 [3]	1:21.96		0:34.89	
		Lacey Morrison		1200m	1200m	(0:11.87)				
2	10	STRATHCONA	2	67.4	0:10.83	0:12.01 [4]	0.9L		0:35.04 +4	
		Jason Taylor		1200m	1200m	(0:12.01)				
3	8	YOU ARE KING	7	69.1	0:10.60	0:12.67 [1]	3L		0:35.99 -3	
		Adam Sewell		1200m	1200m	(0:12.67)				
4	1	SEALION	10	68.7	0:10.63	0:12.81 [2]	3.94L		0:36.08 +1	
		Ashley Butler		1200m	1200m	(0:12.81)				
5	11	DAWN STRIKE	8	67.8	0:10.73	0:12.34 [7]	5.38L		0:35.63 +4	
		Pietro Romeo		1200m	1200m	(0:12.34)				
6	2	BRAVE MASO	3	68.2	0:10.72	0:12.27 [10]	6.07L		0:35.71 -3	
		Zac Sprie		1200m	1200m	(0:12.27)				
7	7	ELLEVES	4	67.8	0:10.77	0:12.74 [6]	7.19L		0:36.38 +1	
		Michael Murphy		1200m	1200m	(0:12.74)				
8	9	THE SHERPA	5	68.4	0:10.77	0:12.99 [5]	7.75L		0:36.49 +4	
		Marnu Potgieter		1200m	1200m	(0:12.99)				
9	12	LINE OF KINGS	6	69.2	0:10.70	0:12.75 [8]	8.18L		0:36.36 +7	
		Nathan Thomas		1200m	1200m	(0:12.75)				
10	4	SIR MAXIMUS	11	67.8	0:10.94	0:13.14 [9]	11.13L		0:36.79 +13	
		Chris Whiteley		1000m	1200m	(0:13.14)				

Scratched: Frostin' (#3)

[] Ranking at each section and finish
 -:-:- No data available at this section
 NA No data available

SCN Saddle cloth number
 DNF Did not finish
 DNT Did not track



Townsville QLD Professional

Race 8: A. Gabrielli Constructions Class 4 Handicap - 1400m

06 October 2024 - 16:36



Track Rating: Soft 5, Weather: Fine, Rail Position: +2.5m Entire

Section							200m			Last 600m
Field Times							0:12.16			0:35.48
Rank	TAB	Horse/Jockey	Barrier	Top Speed [km/h]	Fastest Section	Margin				Distance Travelled [m]
11	5	PRIVATE CHEETAH	1	68.3	0:10.76	0:13.16 [11]	11.67L		0:37.02	-3
		Justin Huxtable		1200m	1200m	(0:13.16)				

Scratched: Frostin' (#3)

[] Ranking at each section and finish
 -:-:-:- No data available at this section
 NA No data available

SCN Saddle cloth number
 DNF Did not finish
 DNT Did not track



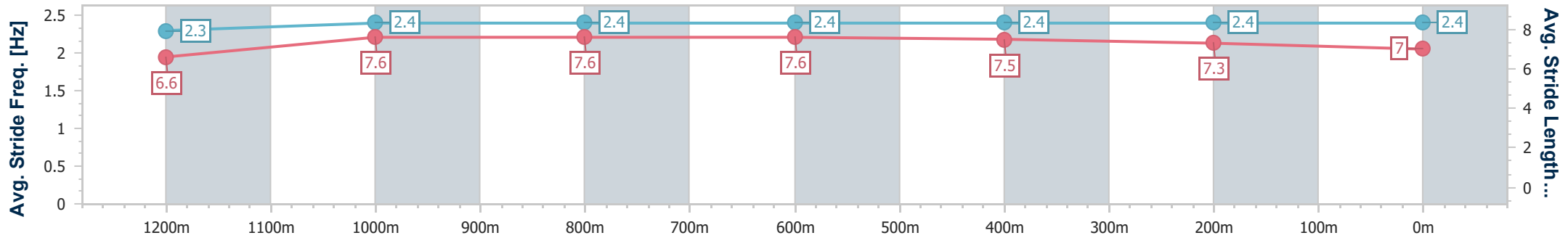
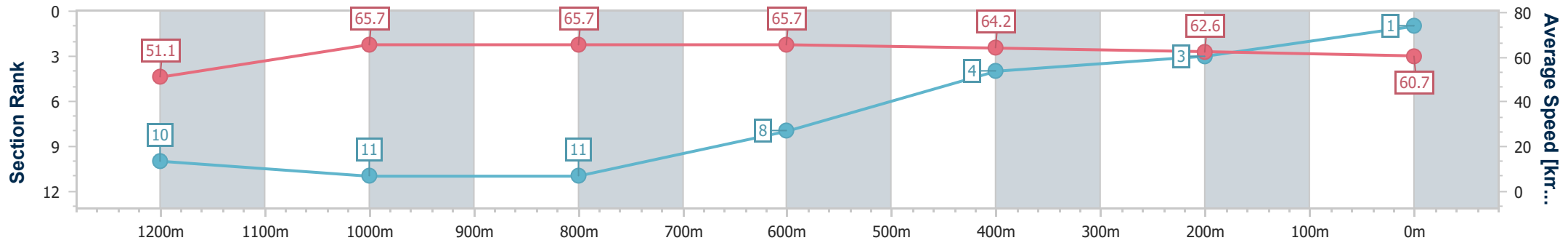
Horse/Jockey Name	Valenki
Final Rank	1
Fastest Section Time (Section)	0:10.98 (1200m)
Top Speed [km/h] (Section)	67.1 (1200m)
Race State	Finished



Townsville QLD Professional
 Race 8: A. Gabrielli Constructions Class 4 Handicap - 1400m
 06 October 2024 - 16:36
 Track Rating: Soft 5, Weather: Fine, Rail Position: +2.5m Entire



Section	Overall	1200m	1000m	800m	600m	400m	200m
Section Times	1:21.96 [1] (0:14.09)	1:07.87 [10] (0:10.98)	0:56.89 [11] (0:11.01)	0:45.88 [11] (0:10.99)	0:34.89 [8] (0:11.41)	0:23.48 [4] (0:11.61)	0:11.87 [3] (0:11.87)
Average Speed [km/h]	51.1	65.7	65.7	65.7	64.2	62.6	60.7
Top Speed [km/h]	65.7	67.1	66.8	66.5	66.8	63.7	62.9
Avg. Dist. to Rail [m]	5.3	3.0	0.7	0.8	3.7	5.2	6.6
Avg. Stride Freq. [Hz]	2.3	2.4	2.4	2.4	2.4	2.4	2.4
Avg. Stride Length [m]	6.6	7.6	7.6	7.6	7.5	7.3	7.0



- [] Ranking at each section and finish
- .-.- No data available at this section
- NA No data available



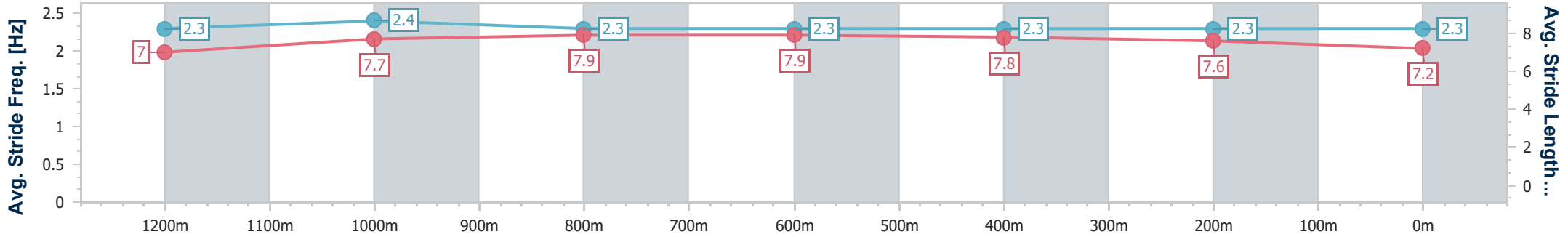
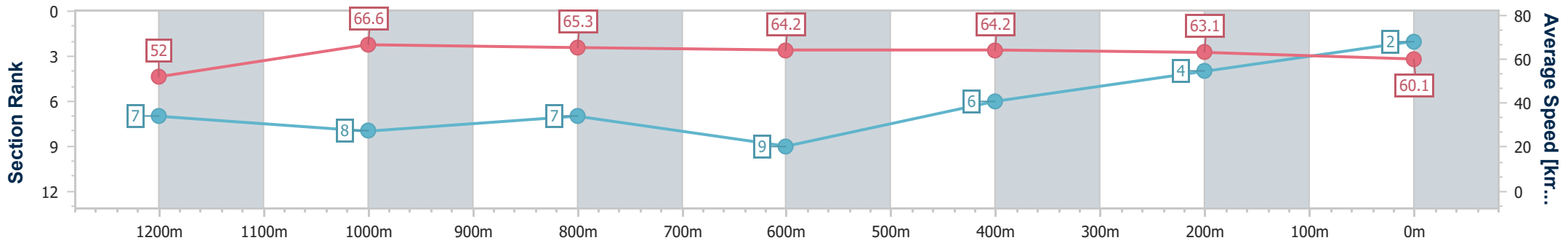
Horse/Jockey Name	Strathcona
Final Rank	2
Fastest Section Time (Section)	0:10.83 (1200m)
Top Speed [km/h] (Section)	67.4 (1200m)
Race State	Finished



Townsville QLD Professional
 Race 8: A. Gabrielli Constructions Class 4 Handicap - 1400m
 06 October 2024 - 16:36
 Track Rating: Soft 5, Weather: Fine, Rail Position: +2.5m Entire



Section	Overall	1200m	1000m	800m	600m	400m	200m
Section Times	1:22.11 [2] (0:13.86)	1:08.25 [7] (0:10.83)	0:57.42 [8] (0:11.09)	0:46.33 [7] (0:11.29)	0:35.04 [9] (0:11.47)	0:23.57 [6] (0:11.56)	0:12.01 [4]
Average Speed [km/h]	52.0	66.6	65.3	64.2	64.2	63.1	60.1
Top Speed [km/h]	66.6	67.4	65.8	65.3	65.3	64.1	63.0
Avg. Dist. to Rail [m]	4.7	2.0	1.0	1.8	4.7	8.1	8.4
Avg. Stride Freq. [Hz]	2.3	2.4	2.3	2.3	2.3	2.3	2.3
Avg. Stride Length [m]	7.0	7.7	7.9	7.9	7.8	7.6	7.2



- [] Ranking at each section and finish
- .-.- No data available at this section
- NA No data available



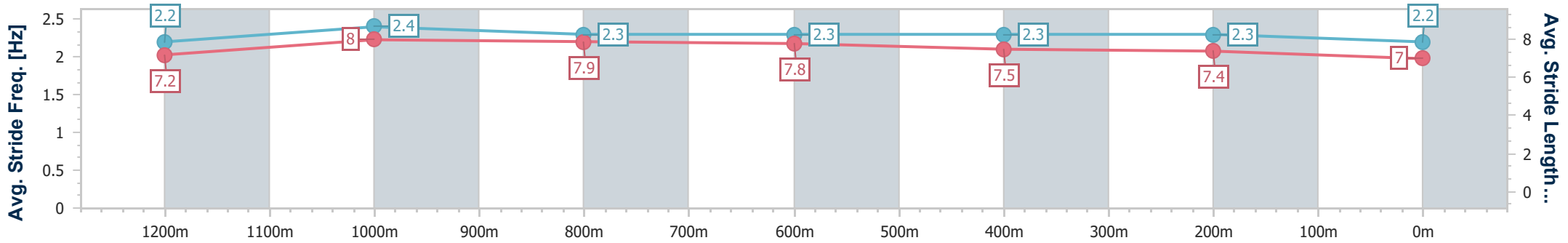
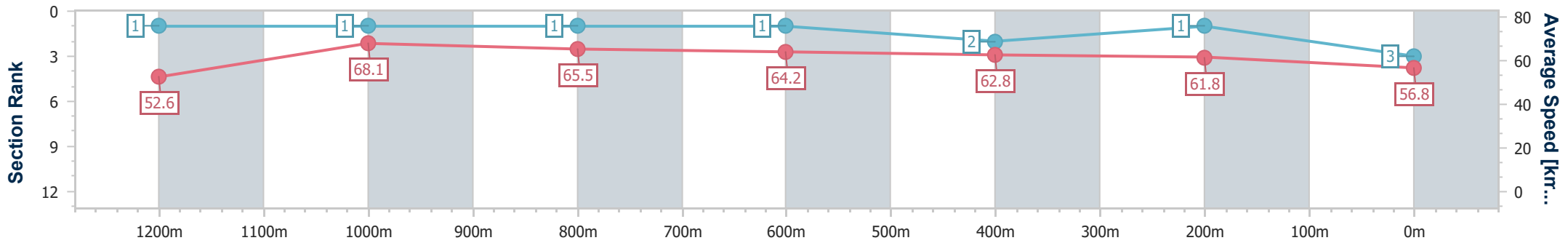
Horse/Jockey Name	You Are King
Final Rank	3
Fastest Section Time (Section)	0:10.60 (1200m)
Top Speed [km/h] (Section)	69.1 (1200m)
Race State	Finished



Townsville QLD Professional
 Race 8: A. Gabrielli Constructions Class 4 Handicap - 1400m
 06 October 2024 - 16:36
 Track Rating: Soft 5, Weather: Fine, Rail Position: +2.5m Entire



Section	Overall	1200m	1000m	800m	600m	400m	200m
Section Times	1:22.47 [3] (0:13.66)	1:08.81 [1] (0:10.60)	0:58.21 [1] (0:10.99)	0:47.22 [1] (0:11.23)	0:35.99 [1] (0:11.57)	0:24.42 [2] (0:11.75)	0:12.67 [1] (0:12.67)
Average Speed [km/h]	52.6	68.1	65.5	64.2	62.8	61.8	56.8
Top Speed [km/h]	68.2	69.1	67.0	65.3	63.9	62.6	60.2
Avg. Dist. to Rail [m]	4.6	4.0	0.5	0.4	2.3	3.9	4.2
Avg. Stride Freq. [Hz]	2.2	2.4	2.3	2.3	2.3	2.3	2.2
Avg. Stride Length [m]	7.2	8.0	7.9	7.8	7.5	7.4	7.0



- [] Ranking at each section and finish
- .-.- No data available at this section
- NA No data available



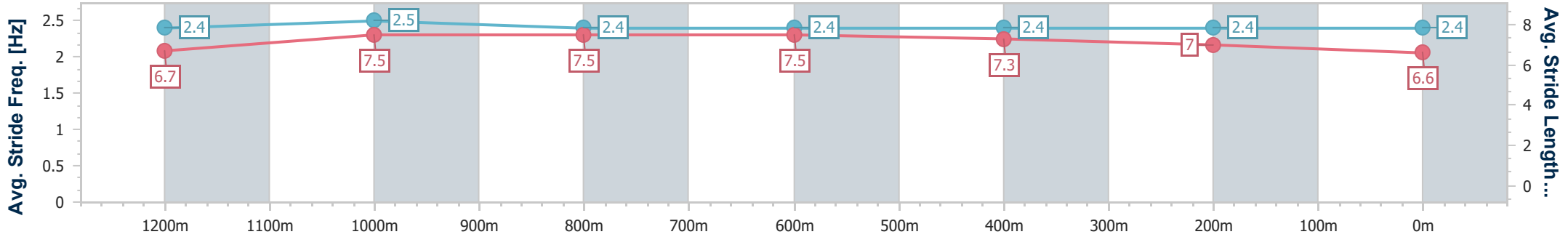
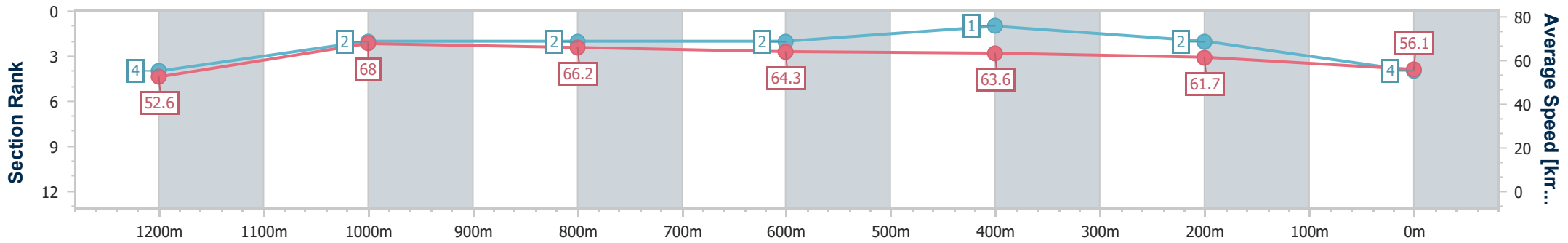
Horse/Jockey Name	Sealion
Final Rank	4
Fastest Section Time (Section)	0:10.63 (1200m)
Top Speed [km/h] (Section)	68.7 (1200m)
Race State	Finished



Townsville QLD Professional
 Race 8: A. Gabrielli Constructions Class 4 Handicap - 1400m
 06 October 2024 - 16:36
 Track Rating: Soft 5, Weather: Fine, Rail Position: +2.5m Entire



Section	Overall	1200m	1000m	800m	600m	400m	200m
Section Times	1:22.63 [4] (0:13.71)	1:08.92 [4] (0:10.63)	0:58.29 [2] (0:10.96)	0:47.33 [2] (0:11.25)	0:36.08 [2] (0:11.49)	0:24.59 [1] (0:11.78)	0:12.81 [2]
Average Speed [km/h]	52.6	68.0	66.2	64.3	63.6	61.7	56.1
Top Speed [km/h]	68.3	68.7	67.8	65.6	64.7	62.9	60.1
Avg. Dist. to Rail [m]	5.8	5.3	1.4	1.1	3.1	4.8	5.5
Avg. Stride Freq. [Hz]	2.4	2.5	2.4	2.4	2.4	2.4	2.4
Avg. Stride Length [m]	6.7	7.5	7.5	7.5	7.3	7.0	6.6



- [] Ranking at each section and finish
- .-.- No data available at this section
- NA No data available



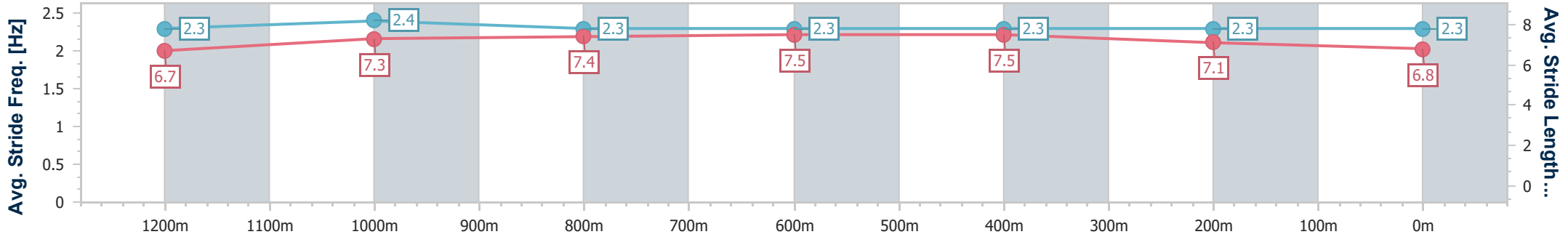
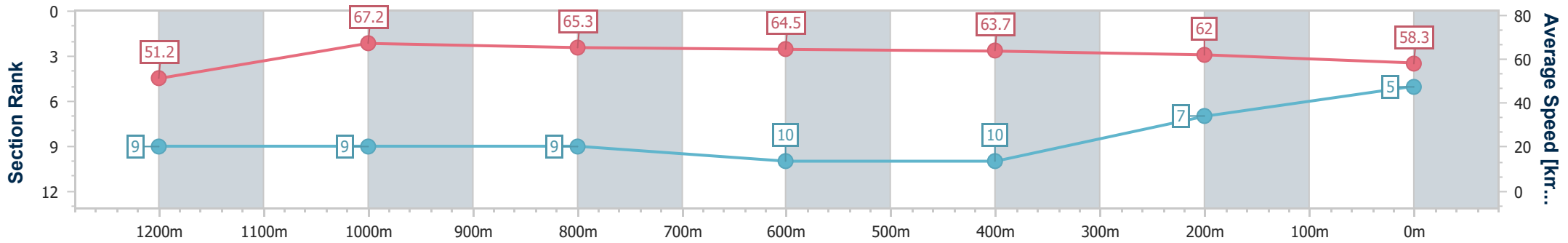
Horse/Jockey Name	Dawn Strike
Final Rank	5
Fastest Section Time (Section)	0:10.73 (1200m)
Top Speed [km/h] (Section)	67.8 (1200m)
Race State	Finished



Townsville QLD Professional
 Race 8: A. Gabrielli Constructions Class 4 Handicap - 1400m
 06 October 2024 - 16:36
 Track Rating: Soft 5, Weather: Fine, Rail Position: +2.5m Entire



Section	Overall	1200m	1000m	800m	600m	400m	200m
Section Times	1:22.87 [5] (0:14.08)	1:08.79 [9] (0:10.73)	0:58.06 [9] (0:11.17)	0:46.89 [9] (0:11.26)	0:35.63 [10] (0:11.52)	0:24.11 [10] (0:11.77)	0:12.34 [7] (0:12.34)
Average Speed [km/h]	51.2	67.2	65.3	64.5	63.7	62.0	58.3
Top Speed [km/h]	67.6	67.8	66.5	65.2	64.4	63.0	60.6
Avg. Dist. to Rail [m]	6.0	2.9	2.3	2.1	4.0	7.1	8.7
Avg. Stride Freq. [Hz]	2.3	2.4	2.3	2.3	2.3	2.3	2.3
Avg. Stride Length [m]	6.7	7.3	7.4	7.5	7.5	7.1	6.8



- [] Ranking at each section and finish
- .-.- No data available at this section
- NA No data available



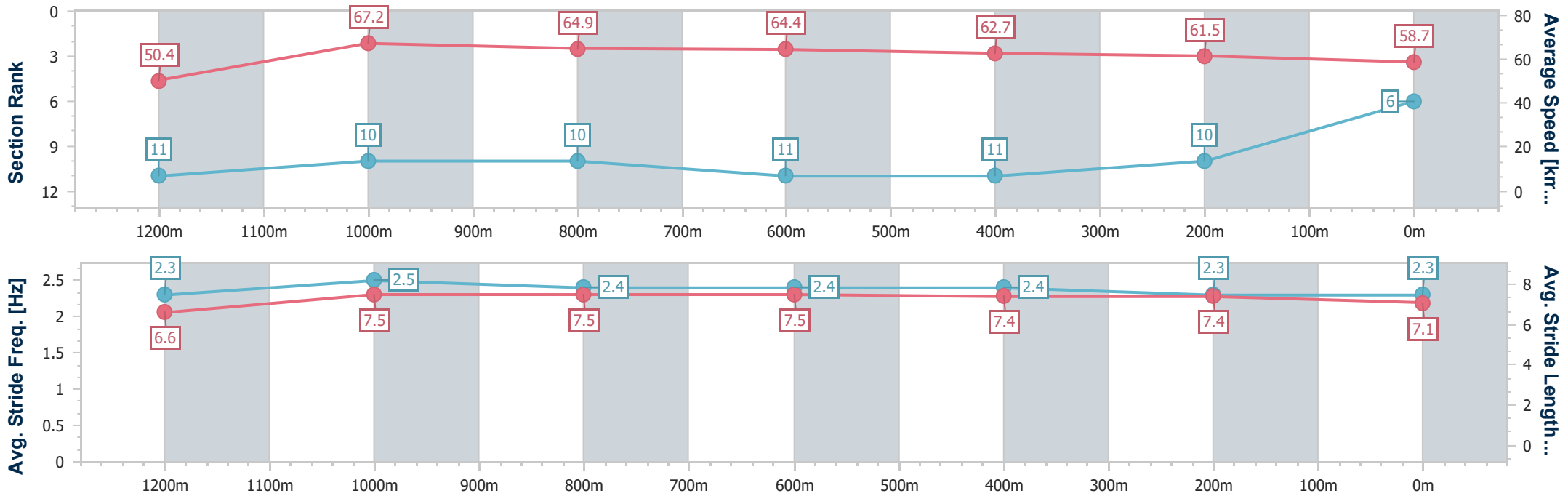
Horse/Jockey Name	Brave Maso
Final Rank	6
Fastest Section Time (Section)	0:10.72 (1200m)
Top Speed [km/h] (Section)	68.2 (1200m)
Race State	Finished



Townsville QLD Professional
 Race 8: A. Gabrielli Constructions Class 4 Handicap - 1400m
 06 October 2024 - 16:36
 Track Rating: Soft 5, Weather: Fine, Rail Position: +2.5m Entire



Section	Overall	1200m	1000m	800m	600m	400m	200m
Section Times	1:22.99 [6] (0:14.28)	1:08.71 [11] (0:10.72)	0:57.99 [10] (0:11.06)	0:46.93 [10] (0:11.22)	0:35.71 [11] (0:11.63)	0:24.08 [11] (0:11.81)	0:12.27 [10] (0:12.27)
Average Speed [km/h]	50.4	67.2	64.9	64.4	62.7	61.5	58.7
Top Speed [km/h]	67.8	68.2	66.9	66.0	64.7	61.8	61.2
Avg. Dist. to Rail [m]	4.0	1.3	0.7	0.6	3.1	5.5	7.2
Avg. Stride Freq. [Hz]	2.3	2.5	2.4	2.4	2.4	2.3	2.3
Avg. Stride Length [m]	6.6	7.5	7.5	7.5	7.4	7.4	7.1



- [] Ranking at each section and finish
- .-.- No data available at this section
- NA No data available



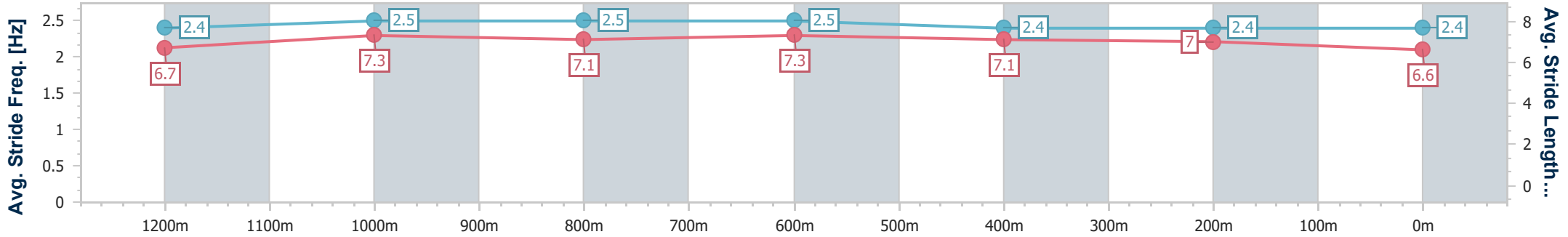
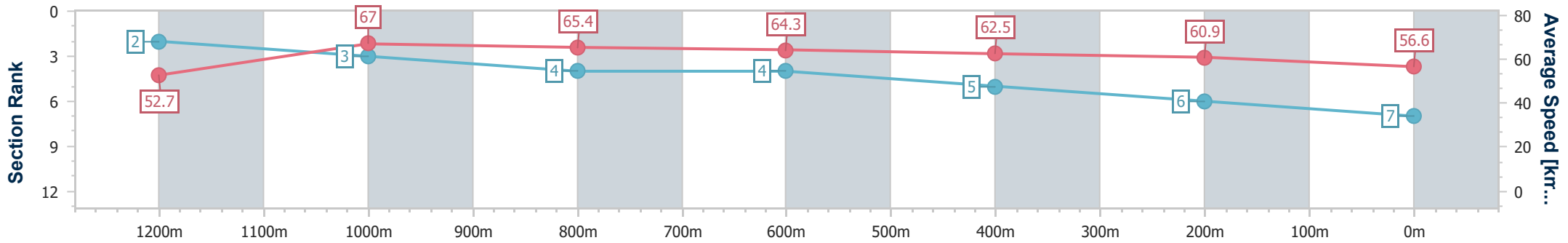
Horse/Jockey Name	Elleves
Final Rank	7
Fastest Section Time (Section)	0:10.77 (1200m)
Top Speed [km/h] (Section)	67.8 (1200m)
Race State	Finished



Townsville QLD Professional
 Race 8: A. Gabrielli Constructions Class 4 Handicap - 1400m
 06 October 2024 - 16:36
 Track Rating: Soft 5, Weather: Fine, Rail Position: +2.5m Entire



Section	Overall	1200m	1000m	800m	600m	400m	200m
Section Times	1:23.18 [7] (0:13.67)	1:09.51 [2] (0:10.77)	0:58.74 [3] (0:11.06)	0:47.68 [4] (0:11.30)	0:36.38 [4] (0:11.74)	0:24.64 [5] (0:11.90)	0:12.74 [6] (0:12.74)
Average Speed [km/h]	52.7	67.0	65.4	64.3	62.5	60.9	56.6
Top Speed [km/h]	67.2	67.8	65.8	64.6	63.4	62.6	59.2
Avg. Dist. to Rail [m]	3.8	1.4	1.0	2.0	3.6	4.4	5.8
Avg. Stride Freq. [Hz]	2.4	2.5	2.5	2.5	2.4	2.4	2.4
Avg. Stride Length [m]	6.7	7.3	7.1	7.3	7.1	7.0	6.6



- [] Ranking at each section and finish
- .-.- No data available at this section
- NA No data available



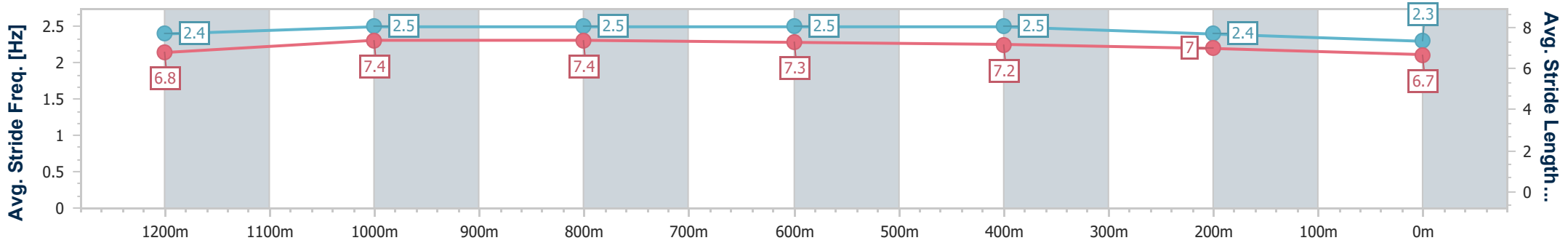
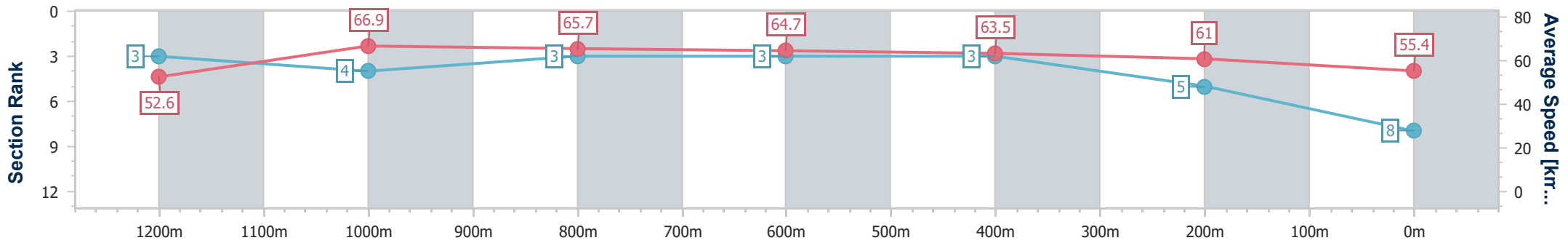
Horse/Jockey Name	The Sherpa
Final Rank	8
Fastest Section Time (Section)	0:10.77 (1200m)
Top Speed [km/h] (Section)	68.4 (1200m)
Race State	Finished



Townsville QLD Professional
 Race 8: A. Gabrielli Constructions Class 4 Handicap - 1400m
 06 October 2024 - 16:36
 Track Rating: Soft 5, Weather: Fine, Rail Position: +2.5m Entire



Section	Overall	1200m	1000m	800m	600m	400m	200m
Section Times	1:23.27 [8] (0:13.69)	1:09.58 [3] (0:10.77)	0:58.81 [4] (0:11.04)	0:47.77 [3] (0:11.28)	0:36.49 [3] (0:11.55)	0:24.94 [3] (0:11.95)	0:12.99 [5] (0:12.99)
Average Speed [km/h]	52.6	66.9	65.7	64.7	63.5	61.0	55.4
Top Speed [km/h]	68.2	68.4	67.0	65.4	65.3	62.5	58.2
Avg. Dist. to Rail [m]	5.3	3.1	1.5	2.6	4.0	6.5	8.3
Avg. Stride Freq. [Hz]	2.4	2.5	2.5	2.5	2.5	2.4	2.3
Avg. Stride Length [m]	6.8	7.4	7.4	7.3	7.2	7.0	6.7



- [] Ranking at each section and finish
- .-.- No data available at this section
- NA No data available



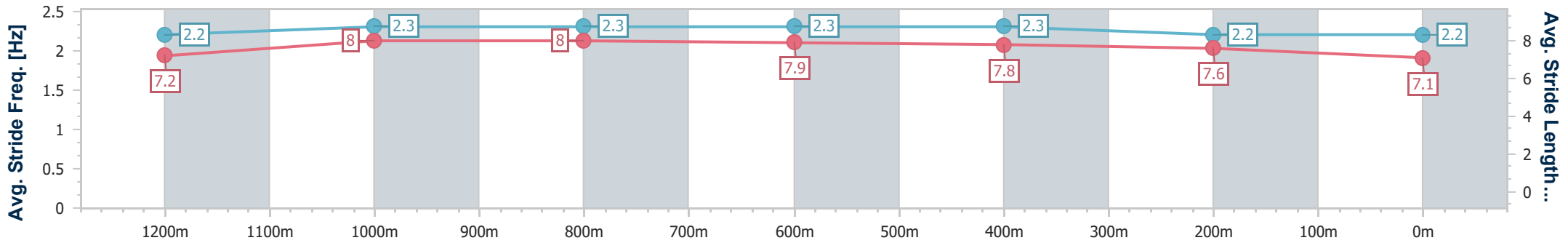
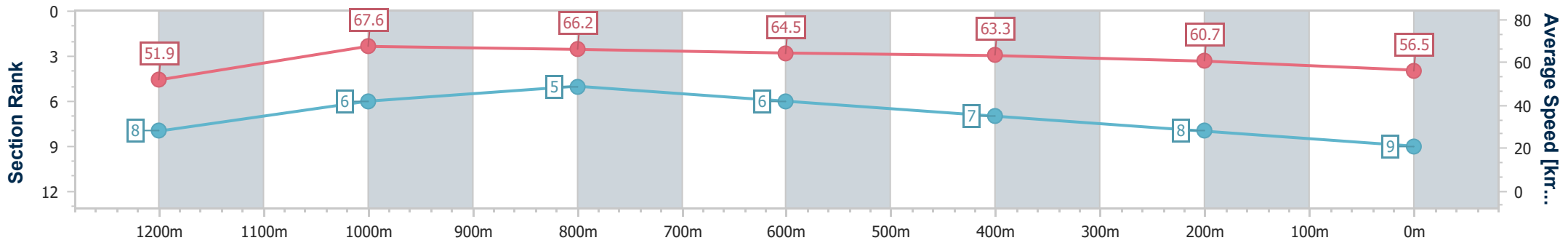
Horse/Jockey Name	Line Of Kings
Final Rank	9
Fastest Section Time (Section)	0:10.70 (1200m)
Top Speed [km/h] (Section)	69.2 (1200m)
Race State	Finished



Townsville QLD Professional
 Race 8: A. Gabrielli Constructions Class 4 Handicap - 1400m
 06 October 2024 - 16:36
 Track Rating: Soft 5, Weather: Fine, Rail Position: +2.5m Entire



Section	Overall	1200m	1000m	800m	600m	400m	200m
Section Times	1:23.35 [9] (0:13.88)	1:09.47 [8] (0:10.70)	0:58.77 [6] (0:11.05)	0:47.72 [5] (0:11.36)	0:36.36 [6] (0:11.60)	0:24.76 [7] (0:12.01)	0:12.75 [8] (0:12.75)
Average Speed [km/h]	51.9	67.6	66.2	64.5	63.3	60.7	56.5
Top Speed [km/h]	66.7	69.2	67.1	65.4	65.7	62.0	60.5
Avg. Dist. to Rail [m]	6.4	4.5	3.7	3.5	4.1	6.1	8.8
Avg. Stride Freq. [Hz]	2.2	2.3	2.3	2.3	2.3	2.2	2.2
Avg. Stride Length [m]	7.2	8.0	8.0	7.9	7.8	7.6	7.1



- [] Ranking at each section and finish
- .-.- No data available at this section
- NA No data available



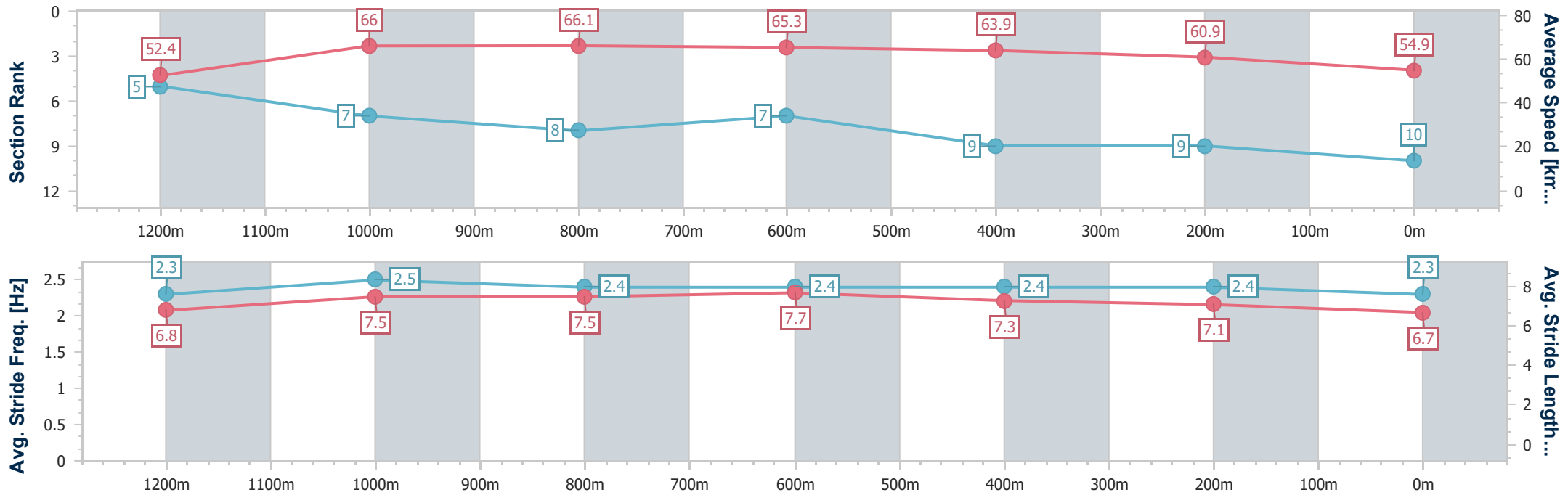
Horse/Jockey Name	Sir Maximus
Final Rank	10
Fastest Section Time (Section)	0:10.94 (1200m)
Top Speed [km/h] (Section)	67.8 (1000m)
Race State	Finished



Townsville QLD Professional
 Race 8: A. Gabrielli Constructions Class 4 Handicap - 1400m
 06 October 2024 - 16:36
 Track Rating: Soft 5, Weather: Fine, Rail Position: +2.5m Entire



Section	Overall	1200m	1000m	800m	600m	400m	200m
Section Times	1:23.85 [10] (0:13.74)	1:10.11 [5] (0:10.94)	0:59.17 [7] (0:11.11)	0:48.06 [8] (0:11.27)	0:36.79 [7] (0:11.66)	0:25.13 [9] (0:11.99)	0:13.14 [9] (0:13.14)
Average Speed [km/h]	52.4	66.0	66.1	65.3	63.9	60.9	54.9
Top Speed [km/h]	66.0	67.1	67.8	66.2	66.1	62.9	57.6
Avg. Dist. to Rail [m]	8.8	6.2	4.0	4.4	7.2	8.7	9.8
Avg. Stride Freq. [Hz]	2.3	2.5	2.4	2.4	2.4	2.4	2.3
Avg. Stride Length [m]	6.8	7.5	7.5	7.7	7.3	7.1	6.7



- [] Ranking at each section and finish
- .-.- No data available at this section
- NA No data available



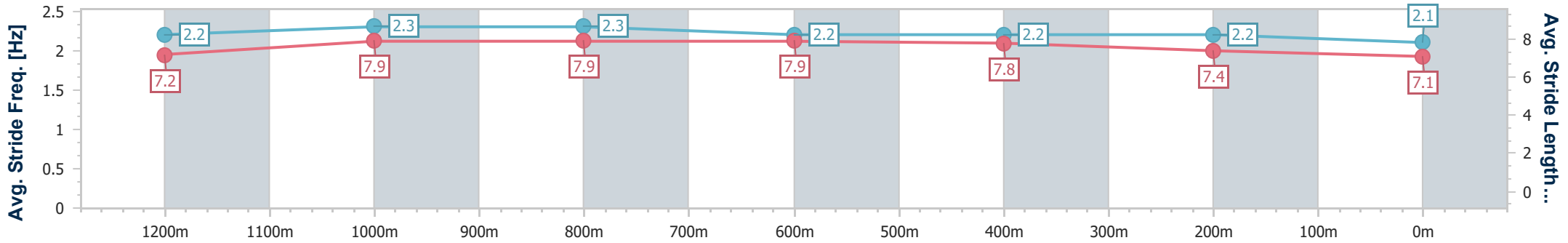
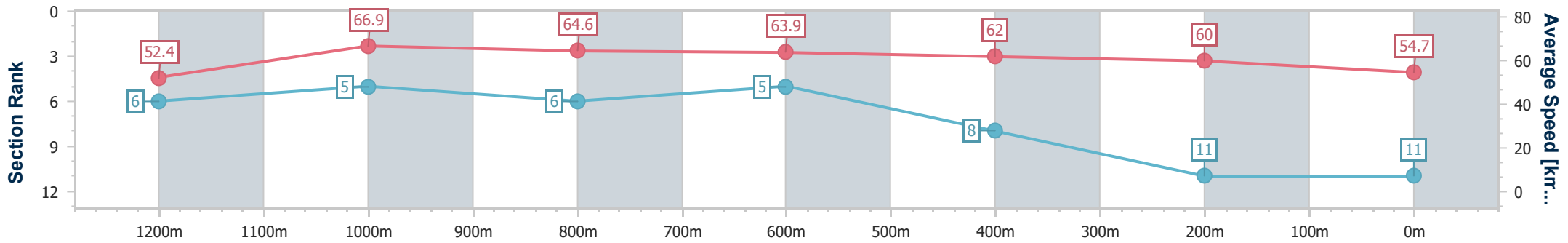
Horse/Jockey Name	Private Cheetah
Final Rank	11
Fastest Section Time (Section)	0:10.76 (1200m)
Top Speed [km/h] (Section)	68.3 (1200m)
Race State	Finished



Townsville QLD Professional
 Race 8: A. Gabrielli Constructions Class 4 Handicap - 1400m
 06 October 2024 - 16:36
 Track Rating: Soft 5, Weather: Fine, Rail Position: +2.5m Entire



Section	Overall	1200m	1000m	800m	600m	400m	200m
Section Times	1:23.94 [11] (0:13.75)	1:10.19 [6] (0:10.76)	0:59.43 [5] (0:11.14)	0:48.29 [6] (0:11.27)	0:37.02 [5] (0:11.76)	0:25.26 [8] (0:12.10)	0:13.16 [11] (0:13.16)
Average Speed [km/h]	52.4	66.9	64.6	63.9	62.0	60.0	54.7
Top Speed [km/h]	67.6	68.3	65.0	65.4	62.8	61.2	57.7
Avg. Dist. to Rail [m]	3.0	1.0	0.5	0.5	2.6	3.9	4.7
Avg. Stride Freq. [Hz]	2.2	2.3	2.3	2.2	2.2	2.2	2.1
Avg. Stride Length [m]	7.2	7.9	7.9	7.9	7.8	7.4	7.1



- [] Ranking at each section and finish
- .-.- No data available at this section
- NA No data available