



Eagle Farm QLD Professional

Race 1: Road to Magic Millions on Sale QTIS Three-Years-Old Handicap - 1820m

12 October 2024 - 11:44



BRISBANE
RACING CLUB

Track Rating: Soft 5, Weather: Fine, Rail Position: +4m Entire

Section														
Field Times	Overall	1600m	1400m	1200m	1000m	800m	600m	Last 600m						
	1:51.93 (0:15.22)	1:36.71 (0:11.75)	1:24.96 (0:11.75)	1:13.21 (0:12.27)	1:00.94 (0:12.71)	0:48.23 (0:12.44)	0:35.79 (0:11.81)	0:35.79						
Rank	TAB	Horse/Jockey	Barrier	Top Speed [km/h]	Fastest Section								Distance Travelled [m]	
1	6	PROPOSE Taylor Marshall	7	65.5 400m	0:11.22 400m	1:51.93 [1] (0:15.99)	1:35.94 [9] (0:11.65)	1:24.29 [7] (0:11.81)	1:12.48 [7] (0:12.41)	1:00.07 [6] (0:12.70)	0:47.37 [6] (0:12.31)	0:35.06 [6] (0:11.76)	0:35.06	
2	5	BANKSIA BEACH Boris Thornton	4	65.5 600m	0:11.47 400m	1:52.01 [2] (0:15.61)	1:36.40 [4] (0:11.60)	1:24.80 [3] (0:11.79)	1:13.01 [3] (0:12.49)	1:00.52 [3] (0:12.80)	0:47.72 [3] (0:12.36)	0:35.36 [4] (0:11.51)	0:35.36	-7
3	9	PRIDE OF SAVABELLA Cejay Graham	8	65.8 600m	0:11.37 400m	1:52.17 [3] (0:15.86)	1:36.31 [8] (0:12.13)	1:24.18 [9] (0:11.96)	1:12.22 [9] (0:12.53)	0:59.69 [8] (0:12.26)	0:47.43 [8] (0:12.26)	0:35.17 [7] (0:11.50)	0:35.17	-7
4	1	THE TORQUE FACTOR Cody Collis	1	64.1 Overall	0:11.75 1600m	1:52.43 [4] (0:15.22)	1:37.21 [1] (0:11.75)	1:25.46 [1] (0:11.75)	1:13.71 [1] (0:12.27)	1:01.44 [1] (0:12.71)	0:48.73 [1] (0:12.44)	0:36.29 [1] (0:11.81)	0:36.29	-10
5	3	REMLAP KAVA Noel Callow	5	64.9 600m	0:11.52 600m	1:52.52 [5] (0:15.59)	1:36.93 [3] (0:11.73)	1:25.20 [4] (0:11.82)	1:13.38 [5] (0:12.48)	1:00.90 [4] (0:12.71)	0:48.19 [4] (0:12.30)	0:35.89 [3] (0:11.52)	0:35.89	-5
6	8	HARLEY CHARLIE Tahlia Fenlon	3	64.3 400m	0:11.51 400m	1:52.59 [6] (0:15.62)	1:36.97 [5] (0:11.94)	1:25.03 [6] (0:11.85)	1:13.18 [6] (0:12.62)	1:00.56 [7] (0:12.68)	0:47.88 [7] (0:12.31)	0:35.57 [8] (0:11.71)	0:35.57	-1
7	2	MISTING James Orman	6	67.0 400m	0:11.22 400m	1:52.73 [7] (0:15.81)	1:36.92 [7] (0:11.97)	1:24.95 [8] (0:11.96)	1:12.99 [8] (0:12.78)	1:00.21 [9] (0:12.60)	0:47.61 [9] (0:12.10)	0:35.51 [9] (0:11.45)	0:35.51	-3
8	7	CHERRY LIPS Luke Tarrant	2	64.8 Overall	0:11.53 400m	1:52.79 [8] (0:15.36)	1:37.43 [2] (0:11.78)	1:25.65 [2] (0:11.94)	1:13.71 [4] (0:12.62)	1:01.09 [5] (0:12.75)	0:48.34 [5] (0:12.36)	0:35.98 [5] (0:11.76)	0:35.98	-6
9	4	STAPLETON Jag Guthmann-Chester	9	64.0 1400m	0:11.59 1400m	1:53.26 [9] (0:15.72)	1:37.54 [6] (0:11.63)	1:25.91 [5] (0:11.59)	1:14.32 [2] (0:12.06)	1:02.26 [2] (0:12.85)	0:49.41 [2] (0:12.50)	0:36.91 [2] (0:11.95)	0:36.91	-1

[] Ranking at each section and finish
 -:-:- No data available at this section
 NA No data available

SCN Saddle cloth number
 DNF Did not finish
 DNT Did not track



Eagle Farm QLD Professional

Race 1: Road to Magic Millions on Sale QTIS Three-Years-Old Handicap - 1820m

12 October 2024 - 11:44



BRISBANE
RACING CLUB

Track Rating: Soft 5, Weather: Fine, Rail Position: +4m Entire

Section				400m	200m			Last 600m		
Field Times				0:23.98 (0:11.68)	0:12.30 (0:12.30)			0:35.79		
Rank	TAB Horse/Jockey	Barrier	Top Speed [km/h]	Fastest Section	Margin				Distance Travelled [m]	
1	6 PROPOSE Taylor Marshall	7	65.5 400m	0:11.22 400m	0:23.30 [7] (0:11.22)	0:12.08 [4] (0:12.08)	1:51.93		0:35.06	
2	5 BANKSIA BEACH Boris Thornton	4	65.5 600m	0:11.47 400m	0:23.85 [3] (0:11.47)	0:12.38 [1] (0:12.38)	0.5L		0:35.36	-7
3	9 PRIDE OF SAVABELLA Cejay Graham	8	65.8 600m	0:11.37 400m	0:23.67 [5] (0:11.37)	0:12.30 [5] (0:12.30)	1.43L		0:35.17	-7
4	1 THE TORQUE FACTOR Cody Collis	1	64.1 Overall	0:11.75 1600m	0:24.48 [1] (0:11.81)	0:12.67 [3] (0:12.67)	2.95L		0:36.29	-10
5	3 REMLAP KAVA Noel Callow	5	64.9 600m	0:11.52 600m	0:24.37 [2] (0:11.60)	0:12.77 [2] (0:12.77)	3.49L		0:35.89	-5
6	8 HARLEY CHARLIE Tahlia Fenlon	3	64.3 400m	0:11.51 400m	0:23.86 [9] (0:11.51)	0:12.35 [8] (0:12.35)	3.88L		0:35.57	-1
7	2 MISTING James Orman	6	67.0 400m	0:11.22 400m	0:24.06 [8] (0:11.22)	0:12.84 [6] (0:12.84)	4.72L		0:35.51	-3
8	7 CHERRY LIPS Luke Tarrant	2	64.8 Overall	0:11.53 400m	0:24.22 [6] (0:11.53)	0:12.69 [7] (0:12.69)	5.06L		0:35.98	-6
9	4 STAPLETON Jag Guthmann-Chester	9	64.0 1400m	0:11.59 1400m	0:24.96 [4] (0:11.96)	0:13.00 [9] (0:13.00)	7.84L		0:36.91	-1

[] Ranking at each section and finish
 -:-:- No data available at this section
 NA No data available

SCN Saddle cloth number
 DNF Did not finish
 DNT Did not track



Horse/Jockey Name	Propose
Final Rank	1
Fastest Section Time (Section)	0:11.22 (400m)
Top Speed [km/h] (Section)	65.5 (400m)
Race State	Finished

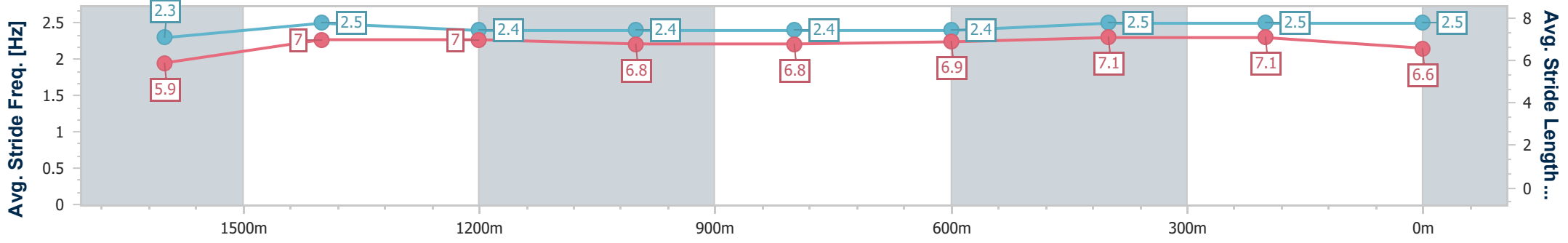
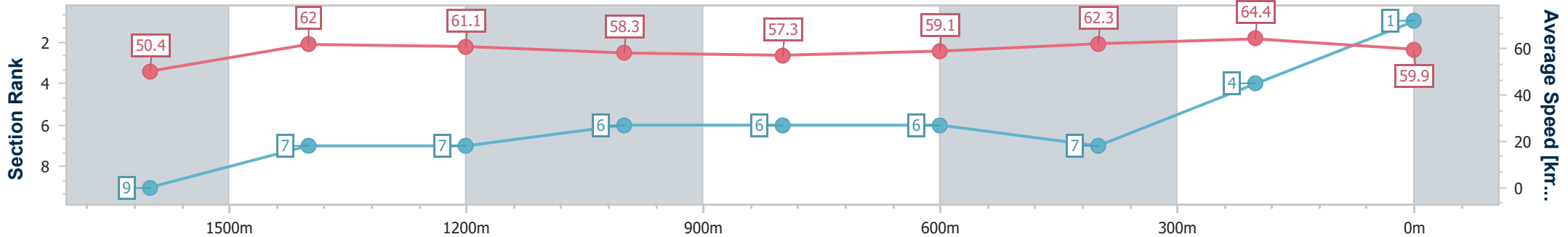


Eagle Farm QLD Professional
 Race 1: Road to Magic Millions on Sale QTIS Three-Years-Old Handicap - 1820m
 12 October 2024 - 11:44
 Track Rating: Soft 5, Weather: Fine, Rail Position: +4m Entire



BRISBANE RACING CLUB

Section	Overall	1600m	1400m	1200m	1000m	800m	600m	400m	200m
Section Times	1:51.93 [1] (0:15.99)	1:35.94 [9] (0:11.65)	1:24.29 [7] (0:11.81)	1:12.48 [7] (0:12.41)	1:00.07 [6] (0:12.70)	0:47.37 [6] (0:12.31)	0:35.06 [6] (0:11.76)	0:23.30 [7] (0:11.22)	0:12.08 [4] (0:12.08)
Average Speed [km/h]	50.4	62.0	61.1	58.3	57.3	59.1	62.3	64.4	59.9
Top Speed [km/h]	62.8	63.0	62.1	60.5	58.6	62.3	63.4	65.5	62.7
Avg. Dist. to Rail [m]	6.8	1.3	1.9	2.5	2.2	2.5	3.7	7.3	6.1
Avg. Stride Freq. [Hz]	2.3	2.5	2.4	2.4	2.4	2.4	2.5	2.5	2.5
Avg. Stride Length [m]	5.9	7.0	7.0	6.8	6.8	6.9	7.1	7.1	6.6



- [] Ranking at each section and finish
- .-.- No data available at this section
- NA No data available



Horse/Jockey Name	Banksia Beach
Final Rank	2
Fastest Section Time (Section)	0:11.47 (400m)
Top Speed [km/h] (Section)	65.5 (600m)
Race State	Finished

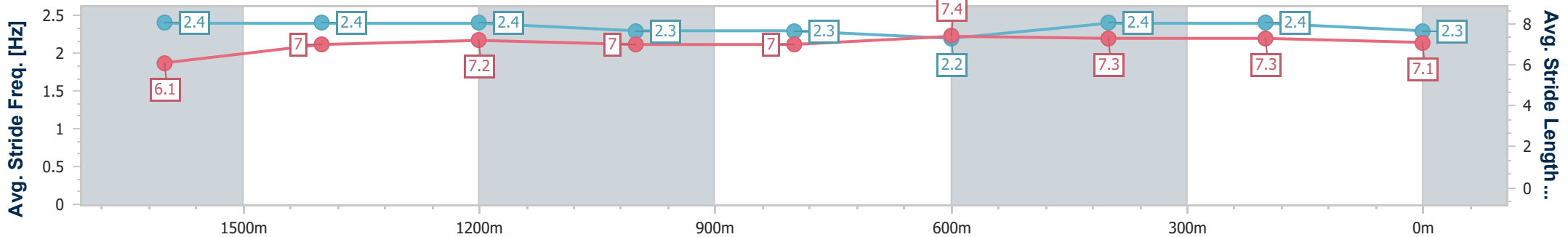
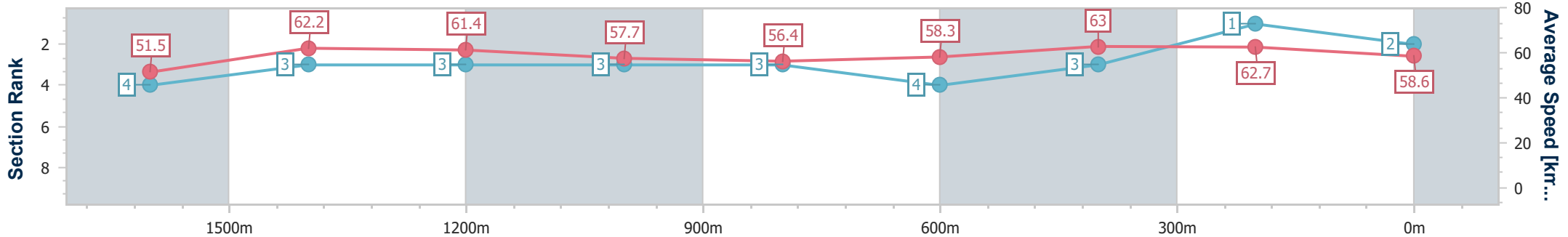


Eagle Farm QLD Professional
 Race 1: Road to Magic Millions on Sale QTIS Three-Years-Old Handicap - 1820m
 12 October 2024 - 11:44
 Track Rating: Soft 5, Weather: Fine, Rail Position: +4m Entire



BRISBANE RACING CLUB

Section	Overall	1600m	1400m	1200m	1000m	800m	600m	400m	200m
Section Times	1:52.01 [2] (0:15.61)	1:36.40 [4] (0:11.60)	1:24.80 [3] (0:11.79)	1:13.01 [3] (0:12.49)	1:00.52 [3] (0:12.80)	0:47.72 [3] (0:12.36)	0:35.36 [4] (0:11.51)	0:23.85 [3] (0:11.47)	0:12.38 [1] (0:12.38)
Average Speed [km/h]	51.5	62.2	61.4	57.7	56.4	58.3	63.0	62.7	58.6
Top Speed [km/h]	63.8	64.3	63.9	58.7	57.4	60.8	65.5	65.1	60.4
Avg. Dist. to Rail [m]	5.5	1.6	2.0	1.7	0.9	0.6	1.4	3.4	3.9
Avg. Stride Freq. [Hz]	2.4	2.4	2.4	2.3	2.3	2.2	2.4	2.4	2.3
Avg. Stride Length [m]	6.1	7.0	7.2	7.0	7.0	7.4	7.3	7.3	7.1



- [] Ranking at each section and finish
- .-.- No data available at this section
- NA No data available



Horse/Jockey Name	Pride Of Savabella
Final Rank	3
Fastest Section Time (Section)	0:11.37 (400m)
Top Speed [km/h] (Section)	65.8 (600m)
Race State	Finished

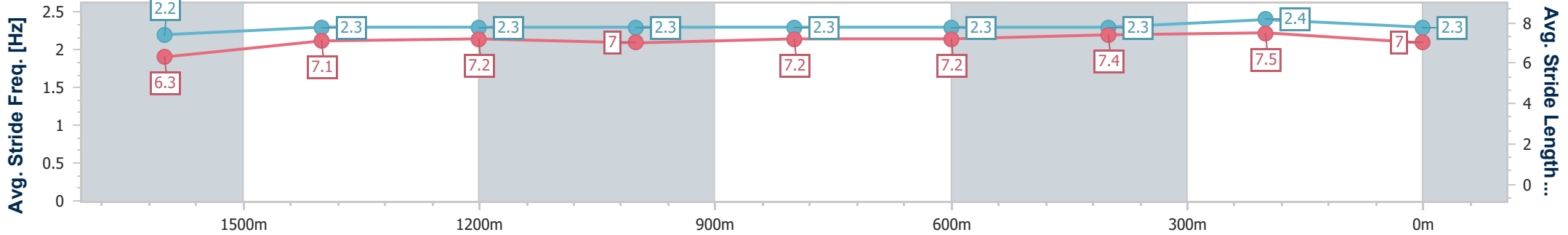
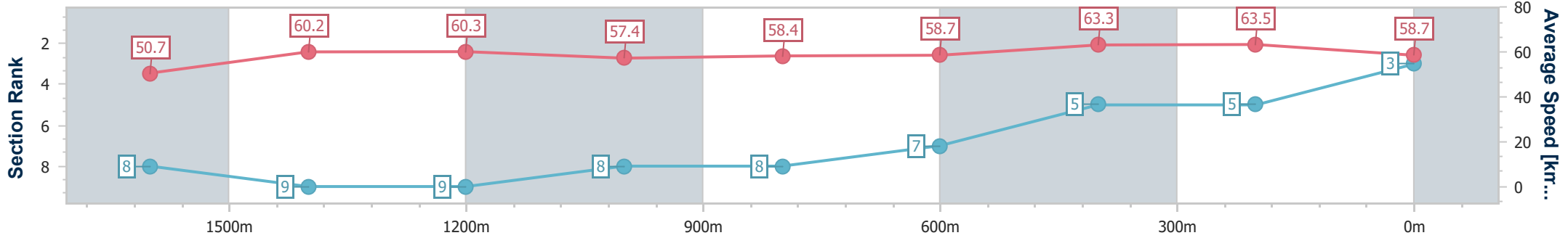


Eagle Farm QLD Professional
 Race 1: Road to Magic Millions on Sale QTIS Three-Years-Old Handicap - 1820m
 12 October 2024 - 11:44
 Track Rating: Soft 5, Weather: Fine, Rail Position: +4m Entire



BRISBANE RACING CLUB

Section	Overall	1600m	1400m	1200m	1000m	800m	600m	400m	200m
Section Times	1:52.17 [3] (0:15.86)	1:36.31 [8] (0:12.13)	1:24.18 [9] (0:11.96)	1:12.22 [9] (0:12.53)	0:59.69 [8] (0:12.26)	0:47.43 [8] (0:12.26)	0:35.17 [7] (0:11.50)	0:23.67 [5] (0:11.37)	0:12.30 [5] (0:12.30)
Average Speed [km/h]	50.7	60.2	60.3	57.4	58.4	58.7	63.3	63.5	58.7
Top Speed [km/h]	63.1	61.0	60.7	59.5	60.2	63.3	65.8	64.5	61.6
Avg. Dist. to Rail [m]	7.5	3.1	1.7	0.5	1.2	0.8	2.8	1.1	0.3
Avg. Stride Freq. [Hz]	2.2	2.3	2.3	2.3	2.3	2.3	2.3	2.4	2.3
Avg. Stride Length [m]	6.3	7.1	7.2	7.0	7.2	7.2	7.4	7.5	7.0



- [] Ranking at each section and finish
- .-.- No data available at this section
- NA No data available



Horse/Jockey Name	The Torque Factor
Final Rank	4
Fastest Section Time (Section)	0:11.75 (1600m)
Top Speed [km/h] (Section)	64.1 (Overall)
Race State	Finished

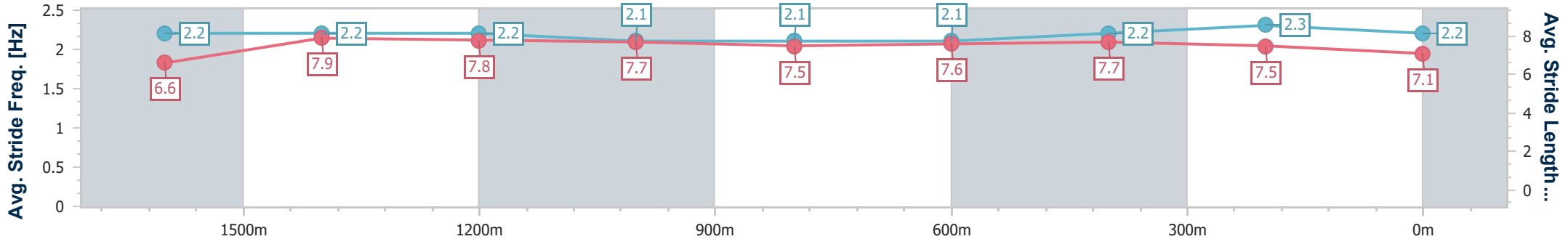
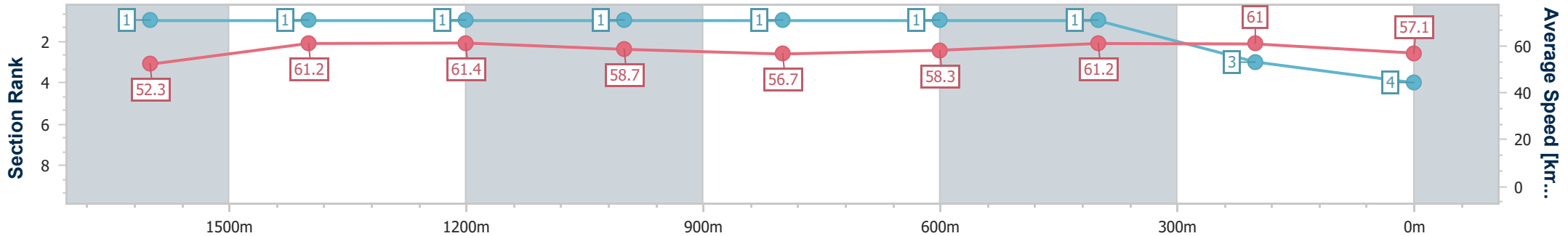


Eagle Farm QLD Professional
 Race 1: Road to Magic Millions on Sale QTIS Three-Years-Old Handicap - 1820m
 12 October 2024 - 11:44
 Track Rating: Soft 5, Weather: Fine, Rail Position: +4m Entire



BRISBANE RACING CLUB

Section	Overall	1600m	1400m	1200m	1000m	800m	600m	400m	200m
Section Times	1:52.43 [4] (0:15.22)	1:37.21 [1] (0:11.75)	1:25.46 [1] (0:11.75)	1:13.71 [1] (0:12.27)	1:01.44 [1] (0:12.71)	0:48.73 [1] (0:12.44)	0:36.29 [1] (0:11.81)	0:24.48 [1] (0:11.81)	0:12.67 [3] (0:12.67)
Average Speed [km/h]	52.3	61.2	61.4	58.7	56.7	58.3	61.2	61.0	57.1
Top Speed [km/h]	64.1	62.3	63.3	59.9	57.6	59.6	61.8	62.2	60.4
Avg. Dist. to Rail [m]	2.7	0.4	0.4	0.5	0.9	1.0	0.8	1.2	2.0
Avg. Stride Freq. [Hz]	2.2	2.2	2.2	2.1	2.1	2.1	2.2	2.3	2.2
Avg. Stride Length [m]	6.6	7.9	7.8	7.7	7.5	7.6	7.7	7.5	7.1



- [] Ranking at each section and finish
- .-.- No data available at this section
- NA No data available



Horse/Jockey Name	Remlap Kava
Final Rank	5
Fastest Section Time (Section)	0:11.52 (600m)
Top Speed [km/h] (Section)	64.9 (600m)
Race State	Finished

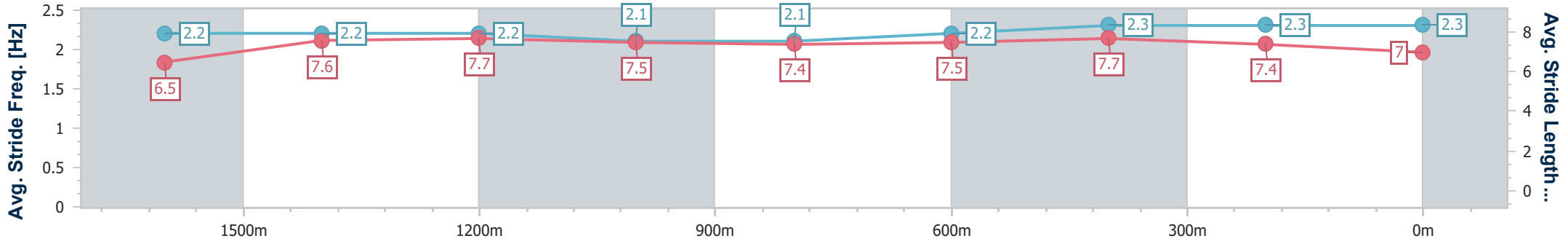
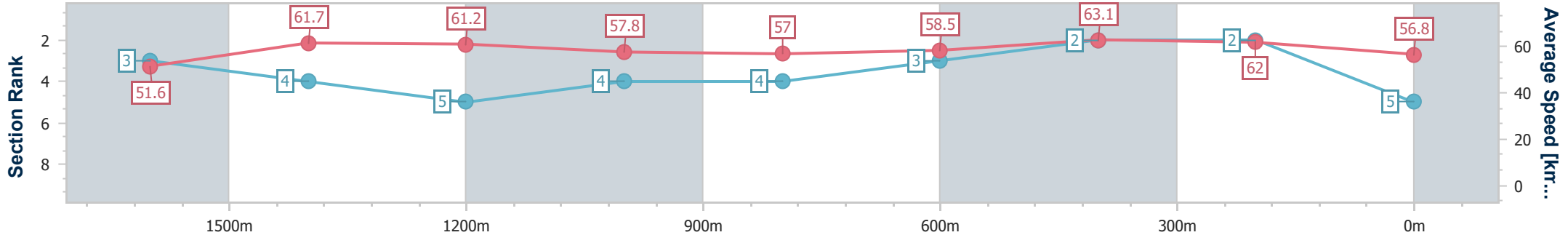


Eagle Farm QLD Professional
 Race 1: Road to Magic Millions on Sale QTIS Three-Years-Old Handicap - 1820m
 12 October 2024 - 11:44
 Track Rating: Soft 5, Weather: Fine, Rail Position: +4m Entire



BRISBANE RACING CLUB

Section	Overall	1600m	1400m	1200m	1000m	800m	600m	400m	200m
Section Times	1:52.52 [5] (0:15.59)	1:36.93 [3] (0:11.73)	1:25.20 [4] (0:11.82)	1:13.38 [5] (0:12.48)	1:00.90 [4] (0:12.71)	0:48.19 [4] (0:12.30)	0:35.89 [3] (0:11.52)	0:24.37 [2] (0:11.60)	0:12.77 [2] (0:12.77)
Average Speed [km/h]	51.6	61.7	61.2	57.8	57.0	58.5	63.1	62.0	56.8
Top Speed [km/h]	64.7	63.8	62.5	59.2	57.8	60.4	64.9	64.8	59.1
Avg. Dist. to Rail [m]	5.7	2.3	2.1	2.5	1.2	0.5	1.6	3.5	4.2
Avg. Stride Freq. [Hz]	2.2	2.2	2.2	2.1	2.1	2.2	2.3	2.3	2.3
Avg. Stride Length [m]	6.5	7.6	7.7	7.5	7.4	7.5	7.7	7.4	7.0



- [] Ranking at each section and finish
- .-.- No data available at this section
- NA No data available



Horse/Jockey Name	Harley Charlie
Final Rank	6
Fastest Section Time (Section)	0:11.51 (400m)
Top Speed [km/h] (Section)	64.3 (400m)
Race State	Finished

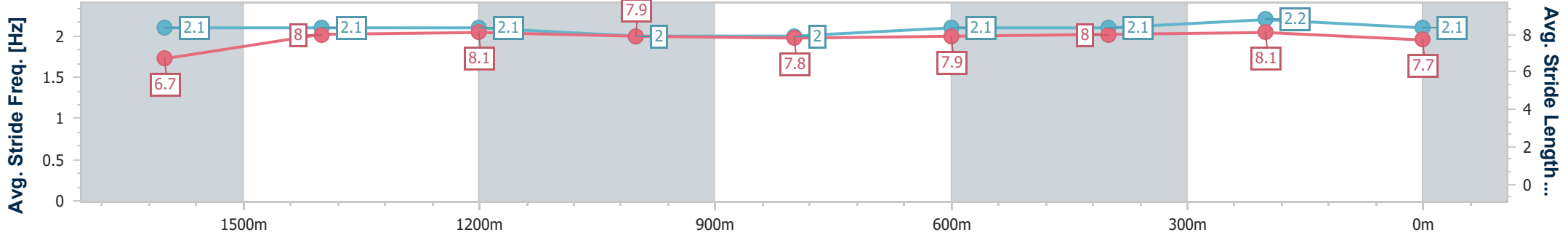
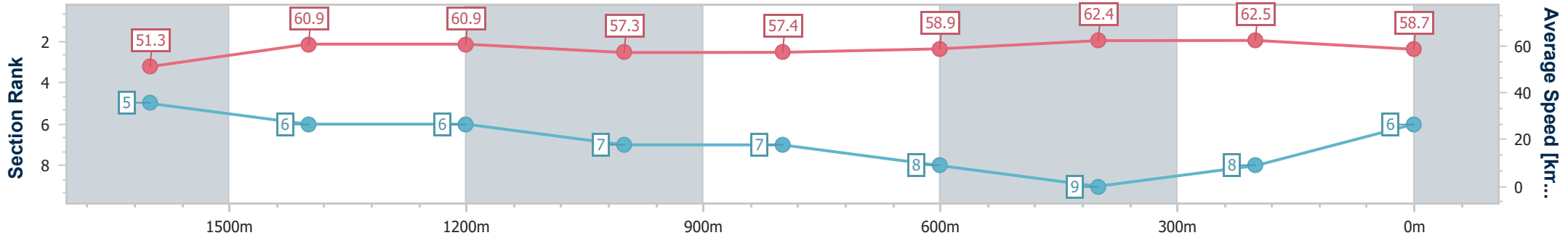


Eagle Farm QLD Professional
 Race 1: Road to Magic Millions on Sale QTIS Three-Years-Old Handicap - 1820m
 12 October 2024 - 11:44
 Track Rating: Soft 5, Weather: Fine, Rail Position: +4m Entire



BRISBANE RACING CLUB

Section	Overall	1600m	1400m	1200m	1000m	800m	600m	400m	200m
Section Times	1:52.59 [6] (0:15.62)	1:36.97 [5] (0:11.94)	1:25.03 [6] (0:11.85)	1:13.18 [6] (0:12.62)	1:00.56 [7] (0:12.68)	0:47.88 [7] (0:12.31)	0:35.57 [8] (0:11.71)	0:23.86 [9] (0:11.51)	0:12.35 [8] (0:12.35)
Average Speed [km/h]	51.3	60.9	60.9	57.3	57.4	58.9	62.4	62.5	58.7
Top Speed [km/h]	62.5	61.7	62.2	58.7	58.0	63.0	63.3	64.3	61.0
Avg. Dist. to Rail [m]	3.8	3.3	3.7	4.0	2.7	1.4	2.9	1.6	1.5
Avg. Stride Freq. [Hz]	2.1	2.1	2.1	2.0	2.0	2.1	2.1	2.2	2.1
Avg. Stride Length [m]	6.7	8.0	8.1	7.9	7.8	7.9	8.0	8.1	7.7



- [] Ranking at each section and finish
- .-.- No data available at this section
- NA No data available



Horse/Jockey Name	Misting
Final Rank	7
Fastest Section Time (Section)	0:11.22 (400m)
Top Speed [km/h] (Section)	67.0 (400m)
Race State	Finished

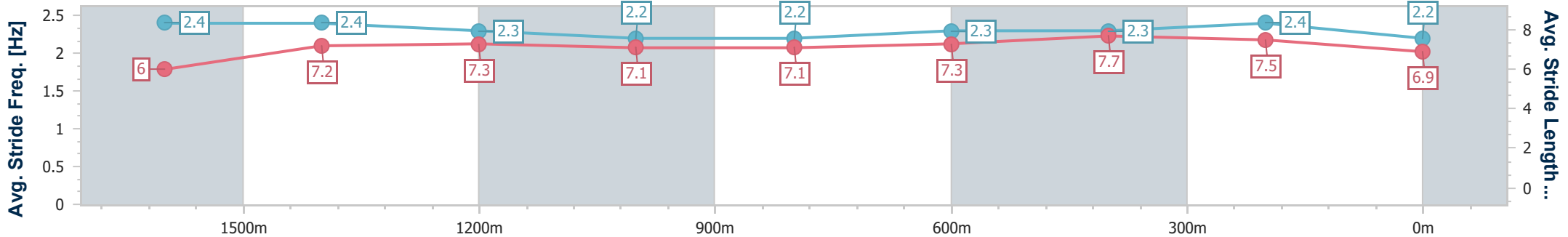
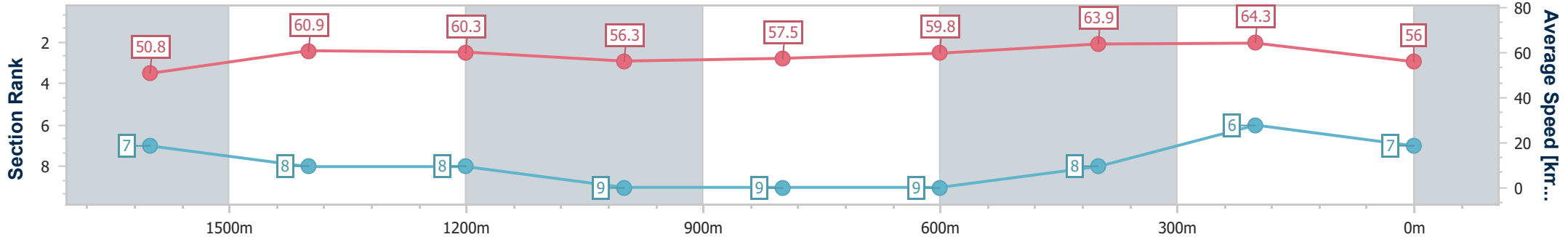


Eagle Farm QLD Professional
 Race 1: Road to Magic Millions on Sale QTIS Three-Years-Old Handicap - 1820m
 12 October 2024 - 11:44
 Track Rating: Soft 5, Weather: Fine, Rail Position: +4m Entire



BRISBANE RACING CLUB

Section	Overall	1600m	1400m	1200m	1000m	800m	600m	400m	200m			
Section Times	1:52.73 [7] (0:15.81)	1:36.92 [7] (0:11.97)	1:24.95 [8] (0:11.96)	1:12.99 [8] (0:12.78)	1:00.21 [9] (0:12.60)	0:47.61 [9] (0:12.10)	0:35.51 [9] (0:11.45)	0:24.06 [8] (0:11.22)	0:12.84 [6] (0:12.84)			
Average Speed [km/h]	50.8	60.9	60.3	56.3	57.5	59.8	63.9	64.3	56.0			
Top Speed [km/h]	63.2	62.7	61.6	59.0	58.8	64.5	66.1	67.0	60.2			
Avg. Dist. to Rail [m]	6.4	2.6	2.5	2.5	1.4	1.0	3.4	6.9	7.6			
Avg. Stride Freq. [Hz]	2.4	2.4	2.3	2.2	2.2	2.3	2.3	2.4	2.2			
Avg. Stride Length [m]	6.0	7.2	7.3	7.1	7.1	7.3	7.7	7.5	6.9			



- [] Ranking at each section and finish
- .-.- No data available at this section
- NA No data available



Horse/Jockey Name	Cherry Lips
Final Rank	8
Fastest Section Time (Section)	0:11.53 (400m)
Top Speed [km/h] (Section)	64.8 (Overall)
Race State	Finished

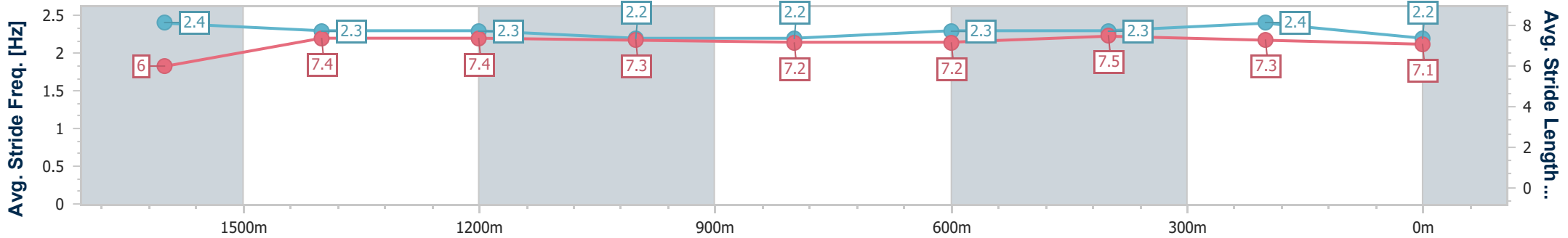
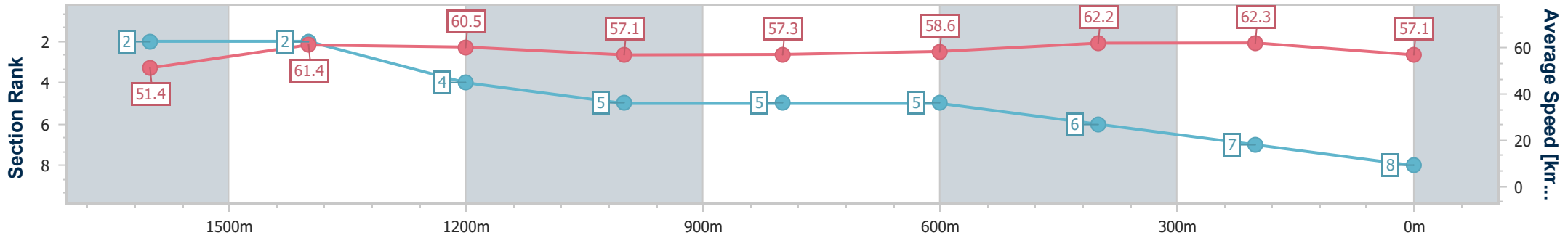


Eagle Farm QLD Professional
 Race 1: Road to Magic Millions on Sale QTIS Three-Years-Old Handicap - 1820m
 12 October 2024 - 11:44
 Track Rating: Soft 5, Weather: Fine, Rail Position: +4m Entire



BRISBANE RACING CLUB

Section	Overall	1600m	1400m	1200m	1000m	800m	600m	400m	200m
Section Times	1:52.79 [8] (0:15.36)	1:37.43 [2] (0:11.78)	1:25.65 [2] (0:11.94)	1:13.71 [4] (0:12.62)	1:01.09 [5] (0:12.75)	0:48.34 [5] (0:12.36)	0:35.98 [5] (0:11.76)	0:24.22 [6] (0:11.53)	0:12.69 [7] (0:12.69)
Average Speed [km/h]	51.4	61.4	60.5	57.1	57.3	58.6	62.2	62.3	57.1
Top Speed [km/h]	64.8	63.3	61.6	58.6	57.8	61.5	64.0	63.8	59.3
Avg. Dist. to Rail [m]	2.8	1.2	2.6	3.6	2.7	1.5	2.8	6.1	5.7
Avg. Stride Freq. [Hz]	2.4	2.3	2.3	2.2	2.2	2.3	2.3	2.4	2.2
Avg. Stride Length [m]	6.0	7.4	7.4	7.3	7.2	7.2	7.5	7.3	7.1



- [] Ranking at each section and finish
- .-.- No data available at this section
- NA No data available



Horse/Jockey Name	Stapleton
Final Rank	9
Fastest Section Time (Section)	0:11.59 (1400m)
Top Speed [km/h] (Section)	64.0 (1400m)
Race State	Finished

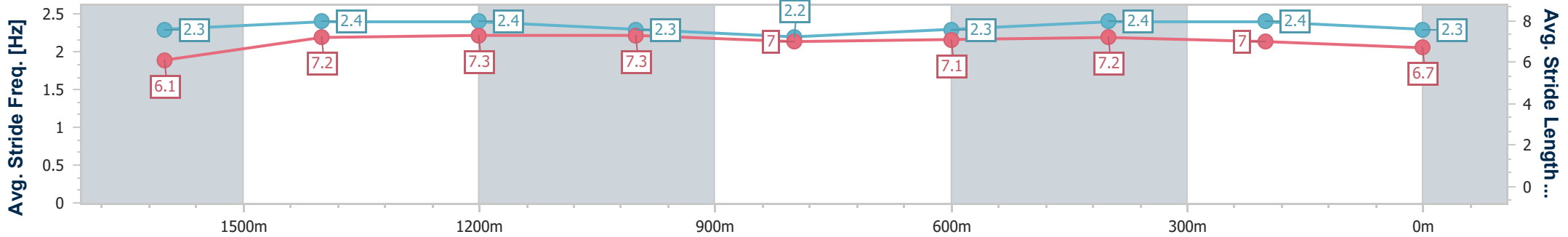
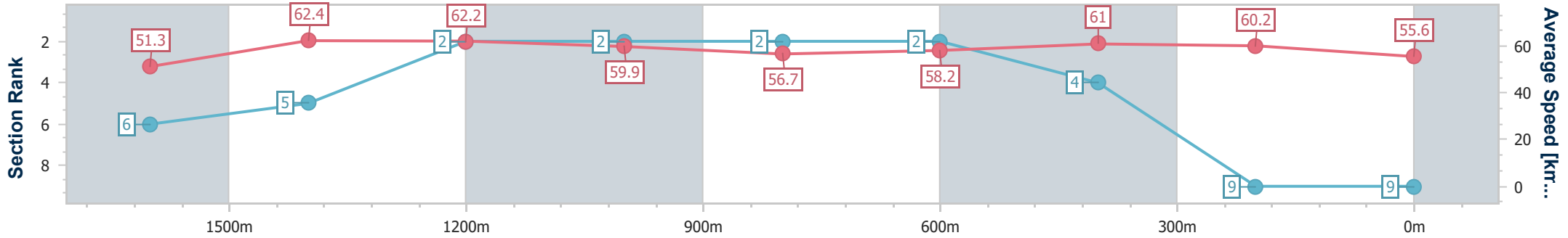


Eagle Farm QLD Professional
 Race 1: Road to Magic Millions on Sale QTIS Three-Years-Old Handicap - 1820m
 12 October 2024 - 11:44
 Track Rating: Soft 5, Weather: Fine, Rail Position: +4m Entire



BRISBANE RACING CLUB

Section	Overall	1600m	1400m	1200m	1000m	800m	600m	400m	200m
Section Times	1:53.26 [9] (0:15.72)	1:37.54 [6] (0:11.63)	1:25.91 [5] (0:11.59)	1:14.32 [2] (0:12.06)	1:02.26 [2] (0:12.85)	0:49.41 [2] (0:12.50)	0:36.91 [2] (0:11.95)	0:24.96 [4] (0:11.96)	0:13.00 [9] (0:13.00)
Average Speed [km/h]	51.3	62.4	62.2	59.9	56.7	58.2	61.0	60.2	55.6
Top Speed [km/h]	63.8	63.2	64.0	61.3	57.4	60.4	61.7	62.1	58.1
Avg. Dist. to Rail [m]	8.0	2.1	3.1	3.6	2.7	2.1	2.2	3.3	4.5
Avg. Stride Freq. [Hz]	2.3	2.4	2.4	2.3	2.2	2.3	2.4	2.4	2.3
Avg. Stride Length [m]	6.1	7.2	7.3	7.3	7.0	7.1	7.2	7.0	6.7



- [] Ranking at each section and finish
- .-.- No data available at this section
- NA No data available



Eagle Farm QLD Professional

Race 2: Nova 106.9 BM78 Handicap - 1820m

12 October 2024 - 12:19



BRISBANE
RACING CLUB

Track Rating: Good 4, Weather: Fine, Rail Position: +4m Entire

Section	Field Times													
Field Times	Overall	1600m	1400m	1200m	1000m	800m	600m	Last 600m						
	1:49.48 (0:15.24)	1:34.24 (0:11.15)	1:23.09 (0:11.44)	1:11.65 (0:11.64)	1:00.01 (0:11.99)	0:48.02 (0:12.03)	0:35.99 (0:11.82)	0:35.99						
Rank	TAB	Horse/Jockey	Barrier	Top Speed [km/h]	Fastest Section									Distance Travelled [m]
1	4	HYDE Dan McGillivray	2	66.2	0:11.18	1:49.48 [1] (0:15.53)	1:33.95 [6] (0:11.18)	1:22.77 [5] (0:11.38)	1:11.39 [4] (0:11.79)	0:59.60 [4] (0:11.90)	0:47.70 [4] (0:12.03)	0:35.67 [4] (0:11.80)	0:35.67	
2	1	WAIRERE FALLS Jasper Franklin	1	65.0	0:11.31	1:49.54 [2] (0:15.90)	1:33.64 [8] (0:11.31)	1:22.33 [8] (0:11.40)	1:10.93 [8] (0:11.80)	0:59.13 [7] (0:11.80)	0:47.33 [7] (0:11.76)	0:35.57 [6] (0:11.69)	0:35.57	+1
3	5	MENAZZI Emily Lang	10	68.4	0:11.16	1:49.80 [3] (0:15.38)	1:34.42 [2] (0:11.16)	1:23.26 [3] (0:11.50)	1:11.76 [3] (0:11.43)	1:00.33 [1] (0:11.99)	0:48.34 [1] (0:12.03)	0:36.31 [1] (0:11.82)	0:36.31	+11
4	2	AWASH Cody Collis	4	65.1	0:11.32	1:50.09 [4] (0:15.47)	1:34.62 [4] (0:11.32)	1:23.30 [6] (0:11.53)	1:11.77 [6] (0:11.92)	0:59.85 [6] (0:11.93)	0:47.92 [6] (0:11.88)	0:36.04 [8] (0:11.71)	0:36.04	+12
5	10	SUPER CHILLED Andrew Mallyon	5	65.0	0:11.30	1:50.12 [5] (0:15.74)	1:34.38 [7] (0:11.30)	1:23.08 [7] (0:11.52)	1:11.56 [7] (0:11.99)	0:59.57 [8] (0:11.77)	0:47.80 [8] (0:11.68)	0:36.12 [7] (0:11.84)	0:36.12	+11
6	7	COUP DE TONNERRE Robbie Dolan	7	65.1	0:11.33	1:50.42 [6] (0:16.34)	1:34.08 [10] (0:11.33)	1:22.75 [10] (0:11.38)	1:11.37 [10] (0:11.87)	0:59.50 [10] (0:11.67)	0:47.83 [10] (0:11.73)	0:36.10 [10] (0:11.58)	0:36.10	+5
7	9	ROLLER COASTER Jag Guthmann-Chester	9	65.8	0:11.17	1:50.47 [7] (0:16.33)	1:34.14 [9] (0:11.17)	1:22.97 [9] (0:11.38)	1:11.59 [9] (0:11.91)	0:59.68 [9] (0:11.77)	0:47.91 [9] (0:11.58)	0:36.33 [9] (0:11.71)	0:36.33	+8
8	8	PENTITO Cejay Graham	8	66.6	0:11.11	1:50.70 [8] (0:15.39)	1:35.31 [3] (0:11.11)	1:24.20 [2] (0:11.42)	1:12.78 [2] (0:11.77)	1:01.01 [3] (0:11.98)	0:49.03 [3] (0:12.08)	0:36.95 [3] (0:11.90)	0:36.95	+14
9	6	FLEUR DU MONDE James Orman	6	66.8	0:11.16	1:51.21 [9] (0:15.51)	1:35.70 [5] (0:11.16)	1:24.54 [4] (0:11.56)	1:12.98 [5] (0:11.80)	1:01.18 [5] (0:11.84)	0:49.34 [5] (0:12.08)	0:37.26 [5] (0:11.83)	0:37.26	+9
10	3	APPLICATIONS Boris Thornton	3	65.7	0:11.15	1:51.74 [10] (0:15.24)	1:36.50 [1] (0:11.15)	1:25.35 [1] (0:11.44)	1:13.91 [1] (0:11.83)	1:02.08 [2] (0:11.93)	0:50.15 [2] (0:12.05)	0:38.10 [2] (0:11.93)	0:38.10	+6

Scratched: Sokudo (#11)

Report Created: Sat 12 October 2024 12:36 GMT+1 (Note: Timing is based on position data)

Page 1/12

[] Ranking at each section and finish
 :---: No data available at this section
 NA No data available

SCN Saddle cloth number
 DNF Did not finish
 DNT Did not track

data processed by TRIPLES DATA



Eagle Farm QLD Professional

Race 2: Nova 106.9 BM78 Handicap - 1820m

12 October 2024 - 12:19



BRISBANE
RACING CLUB

Track Rating: Good 4, Weather: Fine, Rail Position: +4m Entire

Section				400m	200m			Last 600m		
Field Times				0:24.17 (0:11.83)	0:12.34 (0:12.34)			0:35.99		
Rank	TAB	Horse/Jockey	Barrier	Top Speed [km/h]	Fastest Section	Margin				Distance Travelled [m]
1	4	HYDE Dan McGillivray	2	66.2 Overall	0:11.18 1600m	0:23.87 [3] (0:11.53)	0:12.34 [1] (0:12.34)	1:49.48	0:35.67	
2	1	WAIRERE FALLS Jasper Franklin	1	65.0 1600m	0:11.31 1600m	0:23.88 [5] (0:11.64)	0:12.24 [3] (0:12.24)	0.35L	0:35.57	+1
3	5	MENAZZI Emily Lang	10	68.4 Overall	0:11.16 1600m	0:24.49 [1] (0:11.88)	0:12.61 [2] (0:12.61)	1.86L	0:36.31	+11
4	2	AWASH Cody Collis	4	65.1 1600m	0:11.32 1600m	0:24.33 [6] (0:11.77)	0:12.56 [5] (0:12.56)	3.55L	0:36.04	+12
5	10	SUPER CHILLED Andrew Mallyon	5	65.0 1600m	0:11.30 1600m	0:24.28 [8] (0:11.67)	0:12.61 [4] (0:12.61)	3.77L	0:36.12	+11
6	7	COUP DE TONNERRE Robbie Dolan	7	65.1 1600m	0:11.33 1600m	0:24.52 [10] (0:12.01)	0:12.51 [10] (0:12.51)	5.52L	0:36.10	+5
7	9	ROLLER COASTER Jag Guthmann-Chester	9	65.8 1600m	0:11.17 1600m	0:24.62 [9] (0:11.97)	0:12.65 [7] (0:12.65)	5.79L	0:36.33	+8
8	8	PENTITO Cejay Graham	8	66.6 1600m	0:11.11 1600m	0:25.05 [4] (0:12.16)	0:12.89 [6] (0:12.89)	7.14L	0:36.95	+14
9	6	FLEUR DU MONDE James Orman	6	66.8 Overall	0:11.16 1600m	0:25.43 [7] (0:12.08)	0:13.35 [8] (0:13.35)	10.14L	0:37.26	+9
10	3	APPLICATIONS Boris Thornton	3	65.7 1600m	0:11.15 1600m	0:26.17 [2] (0:12.33)	0:13.84 [9] (0:13.84)	13.25L	0:38.10	+6

Scratched: Sokudo (#11)

Report Created: Sat 12 October 2024 12:36 GMT+1 (Note: Timing is based on position data)

Page 2/12

[] Ranking at each section and finish
 -:-:- No data available at this section
 NA No data available

SCN Saddle cloth number
 DNF Did not finish
 DNT Did not track

data processed by  TRIPLESDATA



Horse/Jockey Name	Hyde
Final Rank	1
Fastest Section Time (Section)	0:11.18 (1600m)
Top Speed [km/h] (Section)	66.2 (Overall)
Race State	Finished



Eagle Farm QLD Professional

Race 2: Nova 106.9 BM78 Handicap - 1820m

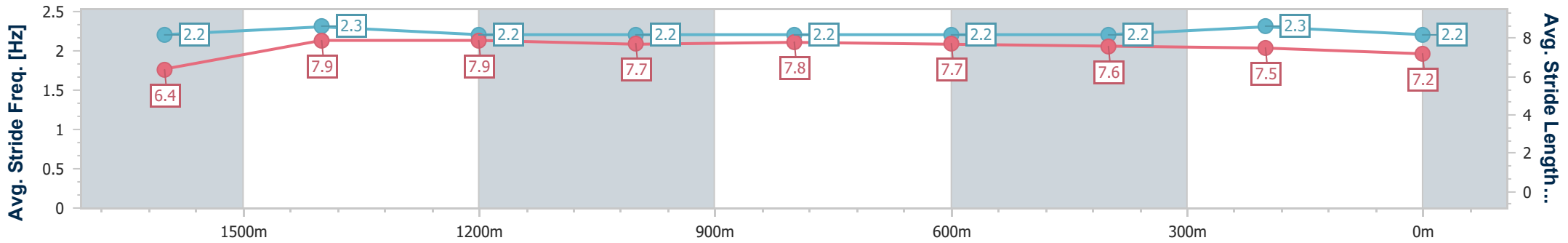
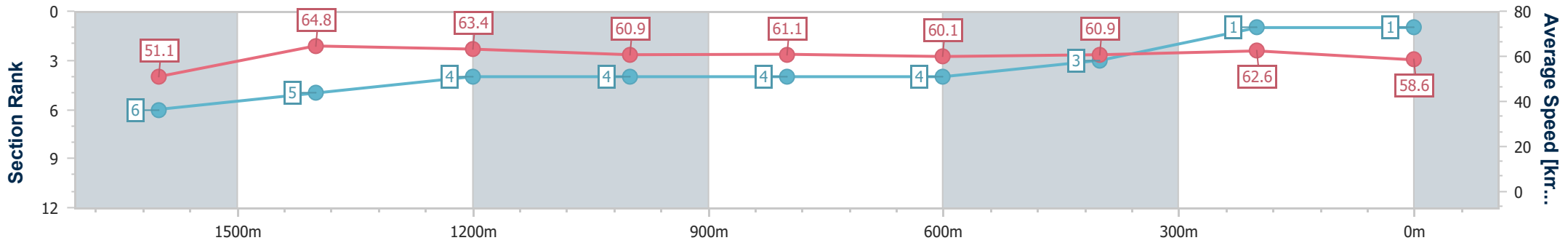
12 October 2024 - 12:19

Track Rating: Good 4, Weather: Fine, Rail Position: +4m Entire



BRISBANE RACING CLUB

Section	Overall	1600m	1400m	1200m	1000m	800m	600m	400m	200m
Section Times	1:49.48 [1] (0:15.53)	1:33.95 [6] (0:11.18)	1:22.77 [5] (0:11.38)	1:11.39 [4] (0:11.79)	0:59.60 [4] (0:11.90)	0:47.70 [4] (0:12.03)	0:35.67 [4] (0:11.80)	0:23.87 [3] (0:11.53)	0:12.34 [1] (0:12.34)
Average Speed [km/h]	51.1	64.8	63.4	60.9	61.1	60.1	60.9	62.6	58.6
Top Speed [km/h]	66.2	65.5	64.3	61.7	62.2	60.9	62.2	63.8	61.2
Avg. Dist. to Rail [m]	3.1	1.4	1.6	2.1	1.9	0.8	0.8	1.2	2.2
Avg. Stride Freq. [Hz]	2.2	2.3	2.2	2.2	2.2	2.2	2.2	2.3	2.2
Avg. Stride Length [m]	6.4	7.9	7.9	7.7	7.8	7.7	7.6	7.5	7.2



- [] Ranking at each section and finish
- .-.- No data available at this section
- NA No data available



Horse/Jockey Name	Wairere Falls
Final Rank	2
Fastest Section Time (Section)	0:11.31 (1600m)
Top Speed [km/h] (Section)	65.0 (1600m)
Race State	Finished



Eagle Farm QLD Professional

Race 2: Nova 106.9 BM78 Handicap - 1820m

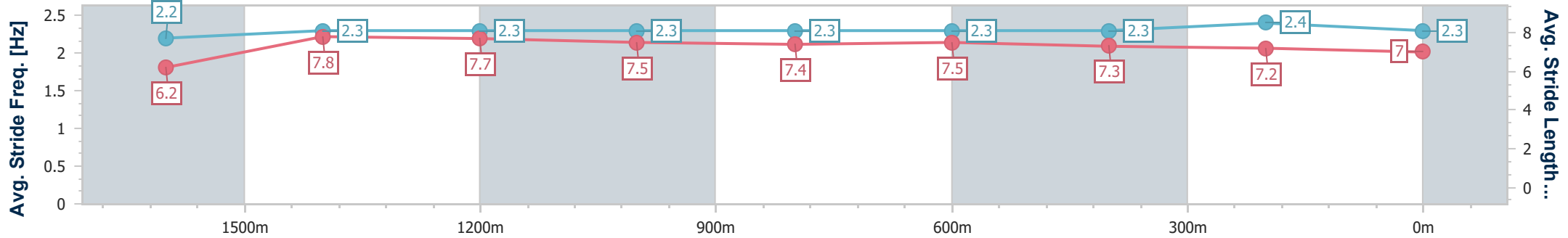
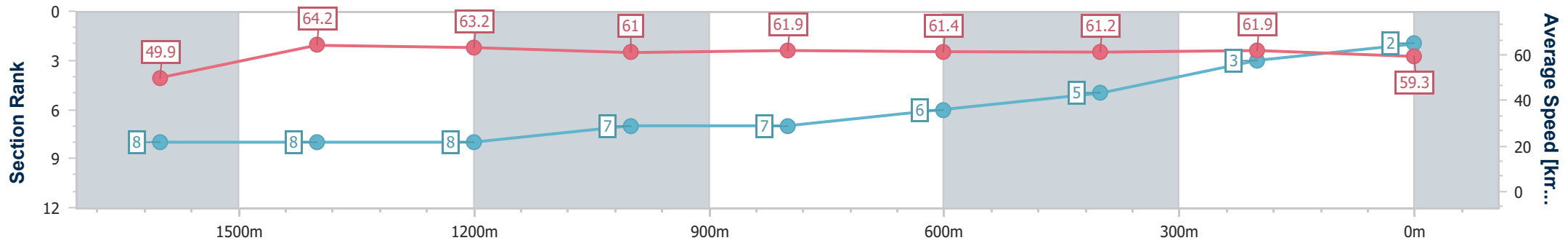
12 October 2024 - 12:19

Track Rating: Good 4, Weather: Fine, Rail Position: +4m Entire



BRISBANE RACING CLUB

Section	Overall	1600m	1400m	1200m	1000m	800m	600m	400m	200m
Section Times	1:49.54 [2] (0:15.90)	1:33.64 [8] (0:11.31)	1:22.33 [8] (0:11.40)	1:10.93 [8] (0:11.80)	0:59.13 [7] (0:11.80)	0:47.33 [7] (0:11.76)	0:35.57 [6] (0:11.69)	0:23.88 [5] (0:11.64)	0:12.24 [3] (0:12.24)
Average Speed [km/h]	49.9	64.2	63.2	61.0	61.9	61.4	61.2	61.9	59.3
Top Speed [km/h]	62.3	65.0	64.3	62.0	63.7	63.0	61.9	63.4	60.4
Avg. Dist. to Rail [m]	2.1	1.9	2.6	3.1	2.2	1.0	1.2	0.3	1.0
Avg. Stride Freq. [Hz]	2.2	2.3	2.3	2.3	2.3	2.3	2.3	2.4	2.3
Avg. Stride Length [m]	6.2	7.8	7.7	7.5	7.4	7.5	7.3	7.2	7.0



- [] Ranking at each section and finish
- .-.- No data available at this section
- NA No data available



Horse/Jockey Name	Menazzi
Final Rank	3
Fastest Section Time (Section)	0:11.16 (1600m)
Top Speed [km/h] (Section)	68.4 (Overall)
Race State	Finished



Eagle Farm QLD Professional

Race 2: Nova 106.9 BM78 Handicap - 1820m

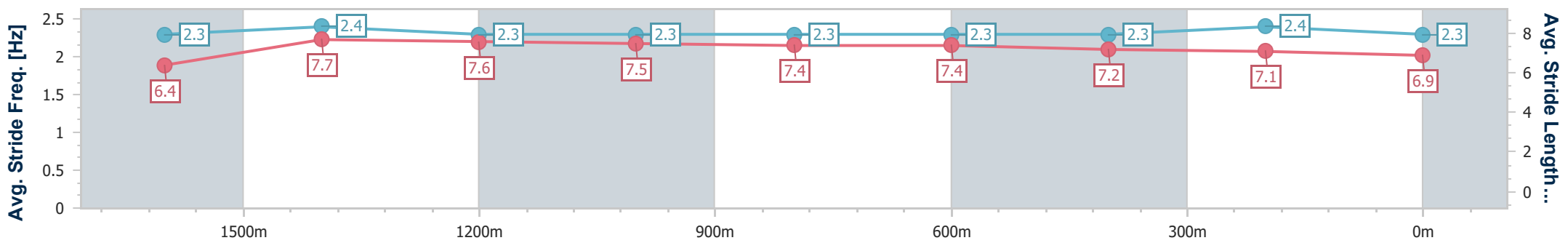
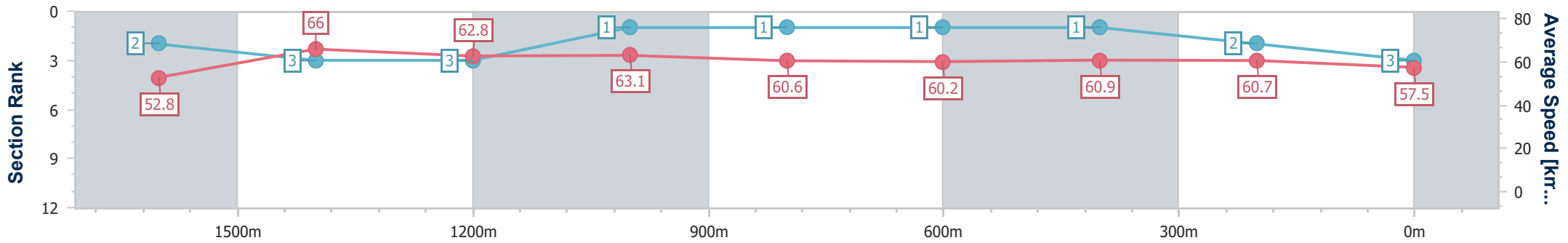
12 October 2024 - 12:19

Track Rating: Good 4, Weather: Fine, Rail Position: +4m Entire



BRISBANE RACING CLUB

Section	Overall	1600m	1400m	1200m	1000m	800m	600m	400m	200m
Section Times	1:49.80 [3] (0:15.38)	1:34.42 [2] (0:11.16)	1:23.26 [3] (0:11.50)	1:11.76 [3] (0:11.43)	1:00.33 [1] (0:11.99)	0:48.34 [1] (0:12.03)	0:36.31 [1] (0:11.82)	0:24.49 [1] (0:11.88)	0:12.61 [2] (0:12.61)
Average Speed [km/h]	52.8	66.0	62.8	63.1	60.6	60.2	60.9	60.7	57.5
Top Speed [km/h]	68.4	68.1	64.9	64.3	61.0	60.9	61.8	62.5	59.2
Avg. Dist. to Rail [m]	9.9	5.1	4.0	4.0	1.9	1.2	0.3	0.2	1.2
Avg. Stride Freq. [Hz]	2.3	2.4	2.3	2.3	2.3	2.3	2.3	2.4	2.3
Avg. Stride Length [m]	6.4	7.7	7.6	7.5	7.4	7.4	7.2	7.1	6.9



- [] Ranking at each section and finish
- .-.- No data available at this section
- NA No data available



Horse/Jockey Name	Awash
Final Rank	4
Fastest Section Time (Section)	0:11.32 (1600m)
Top Speed [km/h] (Section)	65.1 (1600m)
Race State	Finished



Eagle Farm QLD Professional

Race 2: Nova 106.9 BM78 Handicap - 1820m

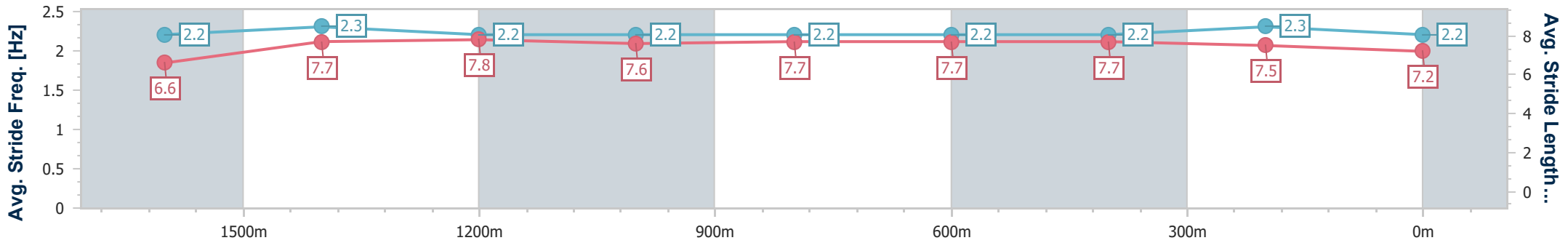
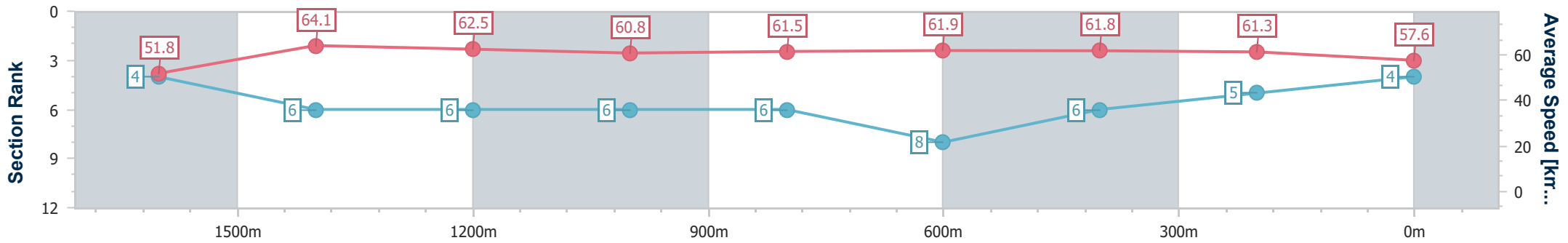
12 October 2024 - 12:19

Track Rating: Good 4, Weather: Fine, Rail Position: +4m Entire



BRISBANE RACING CLUB

Section	Overall	1600m	1400m	1200m	1000m	800m	600m	400m	200m
Section Times	1:50.09 [4] (0:15.47)	1:34.62 [4] (0:11.32)	1:23.30 [6] (0:11.53)	1:11.77 [6] (0:11.92)	0:59.85 [6] (0:11.93)	0:47.92 [6] (0:11.88)	0:36.04 [8] (0:11.71)	0:24.33 [6] (0:11.77)	0:12.56 [5] (0:12.56)
Average Speed [km/h]	51.8	64.1	62.5	60.8	61.5	61.9	61.8	61.3	57.6
Top Speed [km/h]	64.1	65.1	64.4	61.5	62.6	62.6	63.4	62.5	59.9
Avg. Dist. to Rail [m]	5.2	2.9	2.9	3.5	4.4	4.3	2.1	3.4	3.0
Avg. Stride Freq. [Hz]	2.2	2.3	2.2	2.2	2.2	2.2	2.2	2.3	2.2
Avg. Stride Length [m]	6.6	7.7	7.8	7.6	7.7	7.7	7.7	7.5	7.2



- [] Ranking at each section and finish
- .-.- No data available at this section
- NA No data available



Horse/Jockey Name	Super Chilled
Final Rank	5
Fastest Section Time (Section)	0:11.30 (1600m)
Top Speed [km/h] (Section)	65.0 (1600m)
Race State	Finished



Eagle Farm QLD Professional

Race 2: Nova 106.9 BM78 Handicap - 1820m

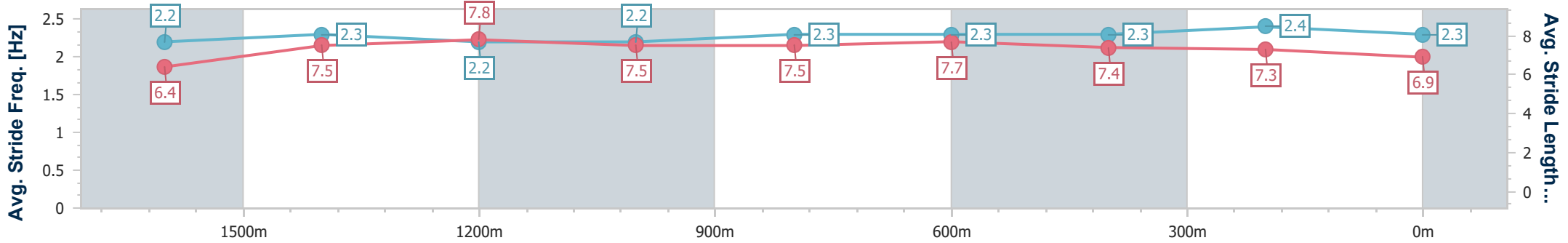
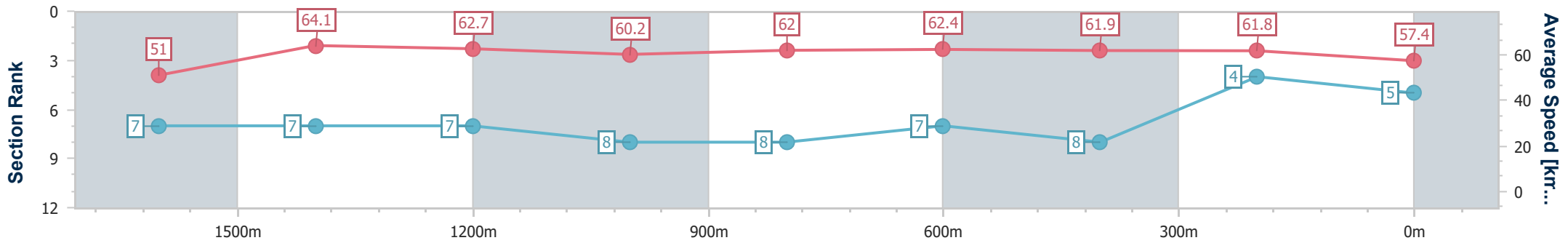
12 October 2024 - 12:19

Track Rating: Good 4, Weather: Fine, Rail Position: +4m Entire



BRISBANE RACING CLUB

Section	Overall	1600m	1400m	1200m	1000m	800m	600m	400m	200m
Section Times	1:50.12 [5] (0:15.74)	1:34.38 [7] (0:11.30)	1:23.08 [7] (0:11.52)	1:11.56 [7] (0:11.99)	0:59.57 [8] (0:11.77)	0:47.80 [8] (0:11.68)	0:36.12 [7] (0:11.84)	0:24.28 [8] (0:11.67)	0:12.61 [4] (0:12.61)
Average Speed [km/h]	51.0	64.1	62.7	60.2	62.0	62.4	61.9	61.8	57.4
Top Speed [km/h]	63.8	65.0	64.2	61.5	64.1	64.0	63.3	63.2	60.2
Avg. Dist. to Rail [m]	5.5	2.4	2.7	3.1	3.0	3.3	3.4	6.0	5.2
Avg. Stride Freq. [Hz]	2.2	2.3	2.2	2.2	2.3	2.3	2.3	2.4	2.3
Avg. Stride Length [m]	6.4	7.5	7.8	7.5	7.5	7.7	7.4	7.3	6.9



- [] Ranking at each section and finish
- .-.- No data available at this section
- NA No data available



Horse/Jockey Name	Coup De Tonnerre
Final Rank	6
Fastest Section Time (Section)	0:11.33 (1600m)
Top Speed [km/h] (Section)	65.1 (1600m)
Race State	Finished



Eagle Farm QLD Professional

Race 2: Nova 106.9 BM78 Handicap - 1820m

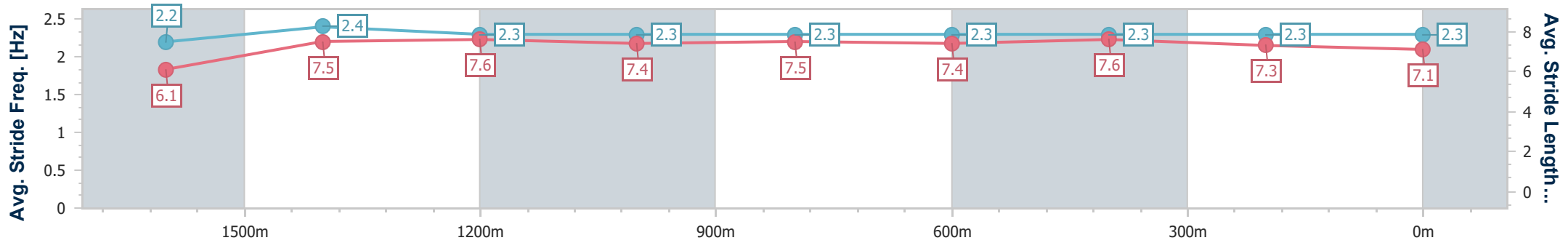
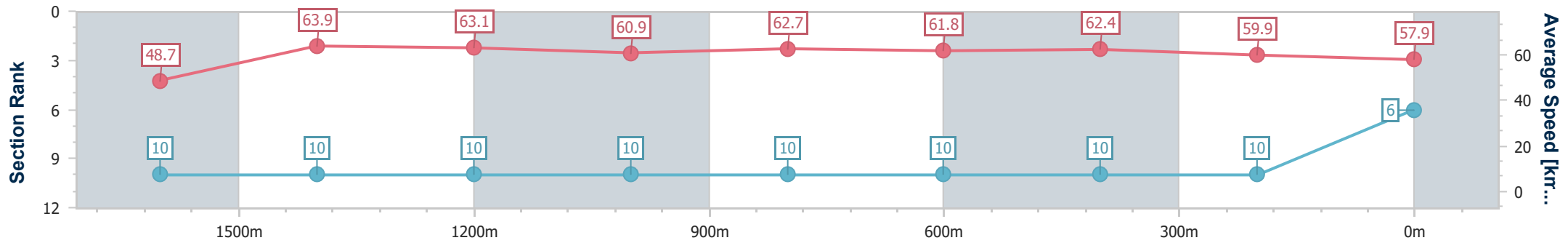
12 October 2024 - 12:19

Track Rating: Good 4, Weather: Fine, Rail Position: +4m Entire



BRISBANE RACING CLUB

Section	Overall	1600m	1400m	1200m	1000m	800m	600m	400m	200m
Section Times	1:50.42 [6] (0:16.34)	1:34.08 [10] (0:11.33)	1:22.75 [10] (0:11.38)	1:11.37 [10] (0:11.87)	0:59.50 [10] (0:11.67)	0:47.83 [10] (0:11.73)	0:36.10 [10] (0:11.58)	0:24.52 [10] (0:12.01)	0:12.51 [10] (0:12.51)
Average Speed [km/h]	48.7	63.9	63.1	60.9	62.7	61.8	62.4	59.9	57.9
Top Speed [km/h]	62.8	65.1	64.2	62.2	64.4	64.1	63.5	62.0	59.0
Avg. Dist. to Rail [m]	5.8	0.9	1.9	3.3	3.1	2.1	1.0	1.3	0.5
Avg. Stride Freq. [Hz]	2.2	2.4	2.3	2.3	2.3	2.3	2.3	2.3	2.3
Avg. Stride Length [m]	6.1	7.5	7.6	7.4	7.5	7.4	7.6	7.3	7.1



- [] Ranking at each section and finish
- .-.- No data available at this section
- NA No data available



Horse/Jockey Name	Roller Coaster
Final Rank	7
Fastest Section Time (Section)	0:11.17 (1600m)
Top Speed [km/h] (Section)	65.8 (1600m)
Race State	Finished



Eagle Farm QLD Professional

Race 2: Nova 106.9 BM78 Handicap - 1820m

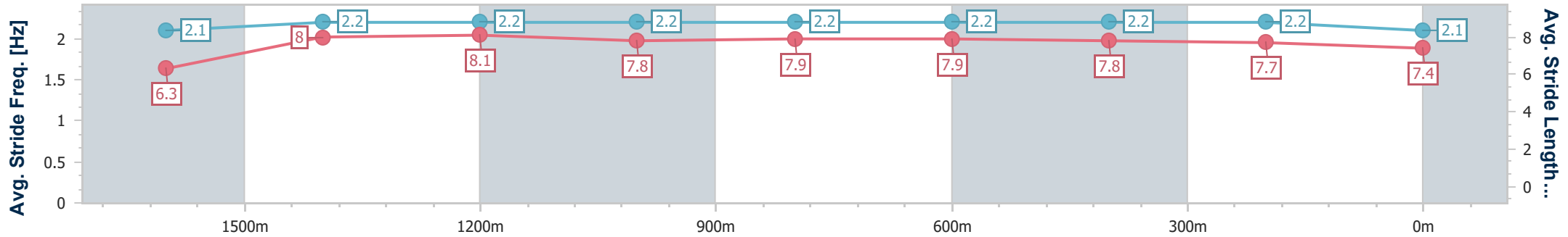
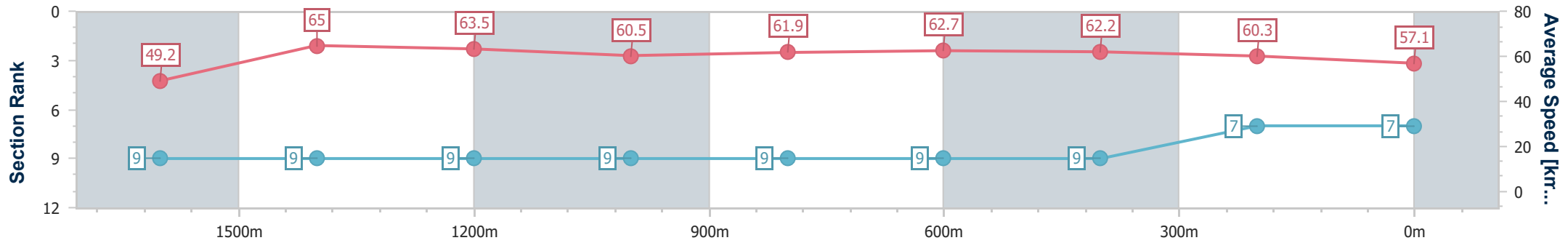
12 October 2024 - 12:19

Track Rating: Good 4, Weather: Fine, Rail Position: +4m Entire



BRISBANE RACING CLUB

Section	Overall	1600m	1400m	1200m	1000m	800m	600m	400m	200m
Section Times	1:50.47 [7] (0:16.33)	1:34.14 [9] (0:11.17)	1:22.97 [9] (0:11.38)	1:11.59 [9] (0:11.91)	0:59.68 [9] (0:11.77)	0:47.91 [9] (0:11.58)	0:36.33 [9] (0:11.71)	0:24.62 [9] (0:11.97)	0:12.65 [7] (0:12.65)
Average Speed [km/h]	49.2	65.0	63.5	60.5	61.9	62.7	62.2	60.3	57.1
Top Speed [km/h]	63.5	65.8	64.5	61.7	64.2	63.6	63.8	61.5	59.8
Avg. Dist. to Rail [m]	7.4	1.9	2.7	3.5	2.8	1.6	2.5	5.3	5.4
Avg. Stride Freq. [Hz]	2.1	2.2	2.2	2.2	2.2	2.2	2.2	2.2	2.1
Avg. Stride Length [m]	6.3	8.0	8.1	7.8	7.9	7.9	7.8	7.7	7.4



- [] Ranking at each section and finish
- .-.- No data available at this section
- NA No data available



Horse/Jockey Name	Pentito
Final Rank	8
Fastest Section Time (Section)	0:11.11 (1600m)
Top Speed [km/h] (Section)	66.6 (1600m)
Race State	Finished



Eagle Farm QLD Professional

Race 2: Nova 106.9 BM78 Handicap - 1820m

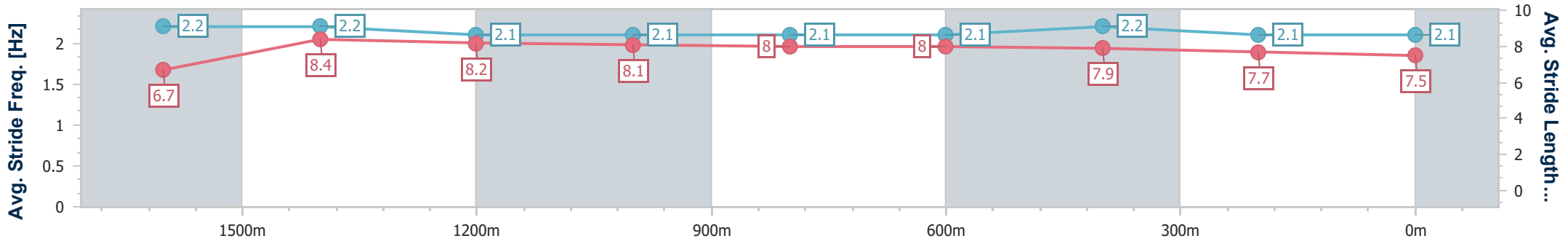
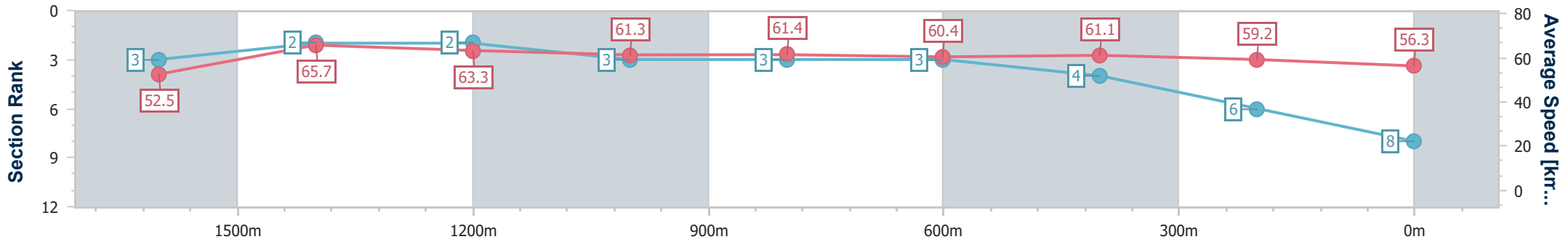
12 October 2024 - 12:19

Track Rating: Good 4, Weather: Fine, Rail Position: +4m Entire



BRISBANE RACING CLUB

Section	Overall	1600m	1400m	1200m	1000m	800m	600m	400m	200m
Section Times	1:50.70 [8] (0:15.39)	1:35.31 [3] (0:11.11)	1:24.20 [2] (0:11.42)	1:12.78 [2] (0:11.77)	1:01.01 [3] (0:11.98)	0:49.03 [3] (0:12.08)	0:36.95 [3] (0:11.90)	0:25.05 [4] (0:12.16)	0:12.89 [6] (0:12.89)
Average Speed [km/h]	52.5	65.7	63.3	61.3	61.4	60.4	61.1	59.2	56.3
Top Speed [km/h]	65.5	66.6	65.1	61.8	62.2	61.2	62.0	60.8	57.0
Avg. Dist. to Rail [m]	8.4	3.9	3.2	3.2	3.9	3.2	2.0	4.7	6.5
Avg. Stride Freq. [Hz]	2.2	2.2	2.1	2.1	2.1	2.1	2.2	2.1	2.1
Avg. Stride Length [m]	6.7	8.4	8.2	8.1	8.0	8.0	7.9	7.7	7.5



- [] Ranking at each section and finish
- .-.- No data available at this section
- NA No data available



Horse/Jockey Name	Fleur Du Monde
Final Rank	9
Fastest Section Time (Section)	0:11.16 (1600m)
Top Speed [km/h] (Section)	66.8 (Overall)
Race State	Finished



Eagle Farm QLD Professional

Race 2: Nova 106.9 BM78 Handicap - 1820m

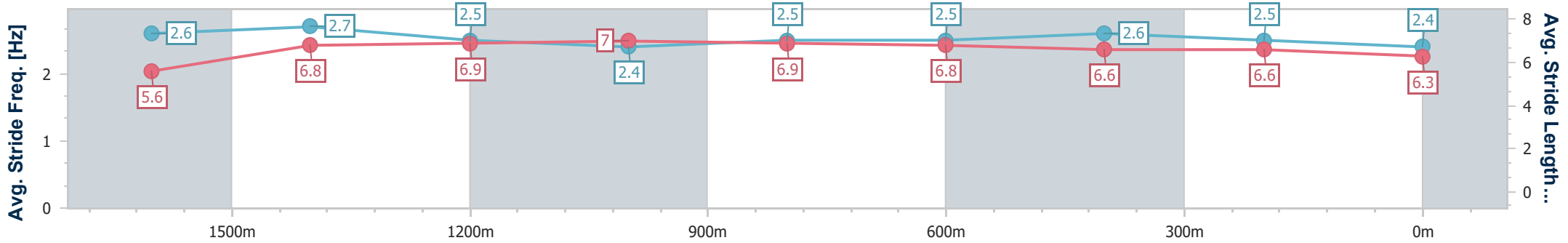
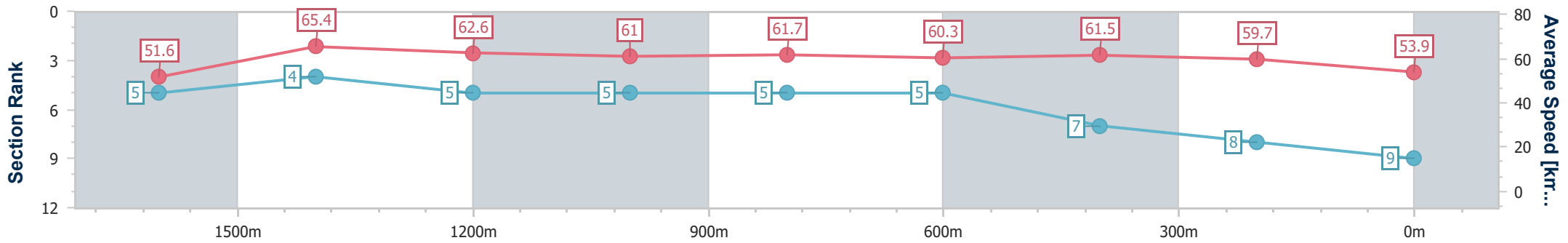
12 October 2024 - 12:19

Track Rating: Good 4, Weather: Fine, Rail Position: +4m Entire



BRISBANE RACING CLUB

Section	Overall	1600m	1400m	1200m	1000m	800m	600m	400m	200m
Section Times	1:51.21 [9] (0:15.51)	1:35.70 [5] (0:11.16)	1:24.54 [4] (0:11.56)	1:12.98 [5] (0:11.80)	1:01.18 [5] (0:11.84)	0:49.34 [5] (0:12.08)	0:37.26 [5] (0:11.83)	0:25.43 [7] (0:12.08)	0:13.35 [8] (0:13.35)
Average Speed [km/h]	51.6	65.4	62.6	61.0	61.7	60.3	61.5	59.7	53.9
Top Speed [km/h]	66.8	66.7	65.0	61.6	63.0	61.1	62.5	62.3	56.2
Avg. Dist. to Rail [m]	6.1	3.3	4.2	3.4	3.0	2.4	2.2	5.8	5.0
Avg. Stride Freq. [Hz]	2.6	2.7	2.5	2.4	2.5	2.5	2.6	2.5	2.4
Avg. Stride Length [m]	5.6	6.8	6.9	7.0	6.9	6.8	6.6	6.6	6.3



- [] Ranking at each section and finish
- .-.- No data available at this section
- NA No data available



Horse/Jockey Name	Applications
Final Rank	10
Fastest Section Time (Section)	0:11.15 (1600m)
Top Speed [km/h] (Section)	65.7 (1600m)
Race State	Finished



Eagle Farm QLD Professional

Race 2: Nova 106.9 BM78 Handicap - 1820m

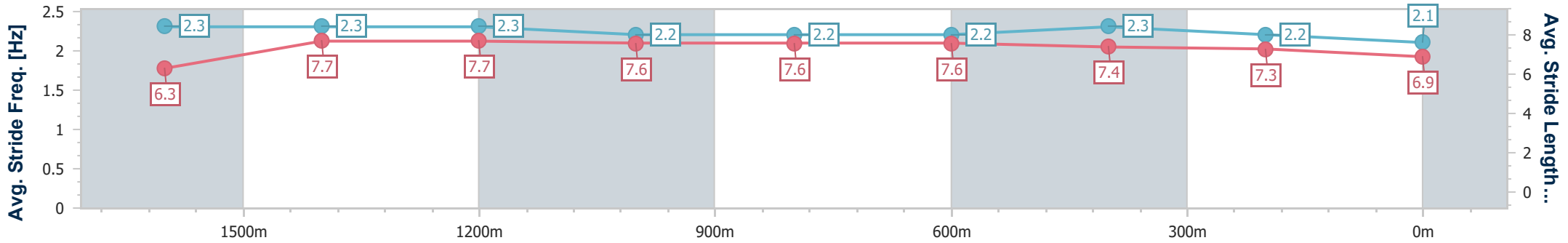
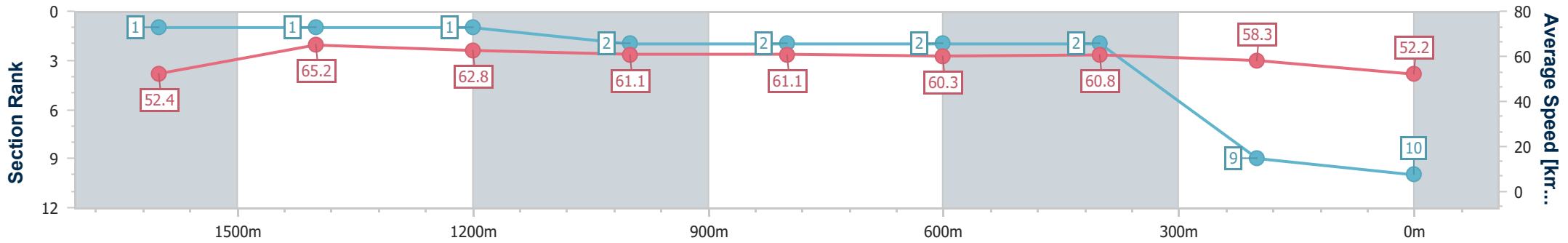
12 October 2024 - 12:19

Track Rating: Good 4, Weather: Fine, Rail Position: +4m Entire



BRISBANE RACING CLUB

Section	Overall	1600m	1400m	1200m	1000m	800m	600m	400m	200m
Section Times	1:51.74 [10] (0:15.24)	1:36.50 [1] (0:11.15)	1:25.35 [1] (0:11.44)	1:13.91 [1] (0:11.83)	1:02.08 [2] (0:11.93)	0:50.15 [2] (0:12.05)	0:38.10 [2] (0:11.93)	0:26.17 [2] (0:12.33)	0:13.84 [9] (0:13.84)
Average Speed [km/h]	52.4	65.2	62.8	61.1	61.1	60.3	60.8	58.3	52.2
Top Speed [km/h]	64.2	65.7	64.7	62.0	61.8	61.1	61.6	60.5	55.9
Avg. Dist. to Rail [m]	4.1	1.8	1.8	2.2	2.9	2.5	1.2	2.3	2.3
Avg. Stride Freq. [Hz]	2.3	2.3	2.3	2.2	2.2	2.2	2.3	2.2	2.1
Avg. Stride Length [m]	6.3	7.7	7.7	7.6	7.6	7.6	7.4	7.3	6.9



- [] Ranking at each section and finish
- .-.- No data available at this section
- NA No data available



Eagle Farm QLD Professional

Race 3: BRC Membership QTIS Three-Years-Old Handicap - 1000m

12 October 2024 - 12:53



BRISBANE
RACING CLUB

Track Rating: Good 4, Weather: Fine, Rail Position: +4m Entire

Section		Overall						800m		600m		400m		200m		Last 600m	
Field Times		0:56.86 (0:12.89)						0:43.97 (0:10.39)		0:33.58 (0:10.97)		0:22.61 (0:10.87)		0:11.74 (0:11.74)		0:33.58	
Rank	TAB	Horse/Jockey	Barrier	Top Speed [km/h]	Fastest Section							Margin			Distance Travelled [m]		
1	2	HELLA FAST Cody Collis	5	70.0 800m	0:10.45 800m	0:56.86 [1] (0:13.22)	0:43.64 [3] (0:10.45)	0:33.19 [3] (0:10.86)	0:22.33 [3] (0:10.72)	0:11.61 [3] (0:11.61)	0:56.86		0:33.19				
2	1	STREET CHASE James Orman	7	70.8 800m	0:10.45 800m	0:56.96 [2] (0:13.30)	0:43.66 [4] (0:10.45)	0:33.21 [4] (0:10.84)	0:22.37 [4] (0:10.76)	0:11.61 [4] (0:11.61)	0.55L		0:33.21	+2			
3	6	ZATANNA Andrew Mallyon	3	70.4 800m	0:10.39 800m	0:57.00 [3] (0:12.89)	0:44.11 [1] (0:10.39)	0:33.72 [1] (0:10.97)	0:22.75 [1] (0:10.93)	0:11.82 [2] (0:11.82)	0.79L		0:33.72	+0			
4	8	SIX MORE SONGS Emily Lang	4	70.7 Overall	0:10.44 800m	0:57.01 [4] (0:12.92)	0:44.09 [2] (0:10.44)	0:33.65 [2] (0:10.89)	0:22.76 [2] (0:10.87)	0:11.89 [1] (0:11.89)	0.88L		0:33.65	+1			
5	3	JOY A PLENTY Georgina Cartwright	6	71.1 800m	0:10.37 800m	0:57.27 [5] (0:13.49)	0:43.78 [6] (0:10.37)	0:33.41 [5] (0:10.73)	0:22.68 [5] (0:10.82)	0:11.86 [5] (0:11.86)	2.4L		0:33.41	+1			
6	4	SHAMADAN Robbie Dolan	1	69.7 800m	0:10.56 800m	0:57.28 [6] (0:13.68)	0:43.60 [7] (0:10.56)	0:33.04 [7] (0:10.66)	0:22.38 [7] (0:10.64)	0:11.74 [6] (0:11.74)	2.48L		0:33.04	-1			
7	5	TIME TO CRY Cejay Graham	2	69.9 800m	0:10.56 800m	0:57.32 [7] (0:13.48)	0:43.84 [5] (0:10.56)	0:33.28 [6] (0:10.67)	0:22.61 [6] (0:10.86)	0:11.75 [7] (0:11.75)	2.71L		0:33.28	-2			
8	9	TOP ROOSTER Nikita Beriman	8	69.9 800m	0:10.55 800m	0:58.54 [8] (0:13.80)	0:44.74 [8] (0:10.55)	0:34.19 [8] (0:10.95)	0:23.24 [8] (0:11.31)	0:11.93 [8] (0:11.93)	9.85L		0:34.19	+2			

Scratched: Melo Melo Kava (#7)

[] Ranking at each section and finish
 -:-:- No data available at this section
 NA No data available

SCN Saddle cloth number
 DNF Did not finish
 DNT Did not track



Horse/Jockey Name	Hella Fast
Final Rank	1
Fastest Section Time (Section)	0:10.45 (800m)
Top Speed [km/h] (Section)	70.0 (800m)
Race State	Finished



Eagle Farm QLD Professional
Race 3: BRC Membership QTIS Three-Years-Old Handicap - 1000m

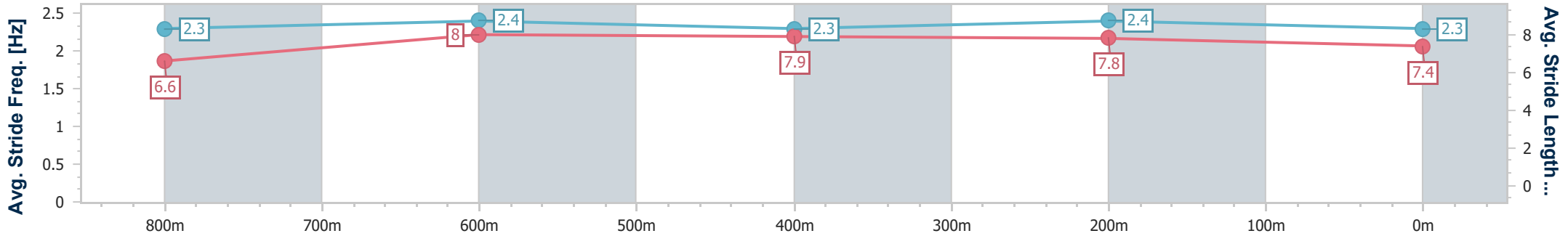
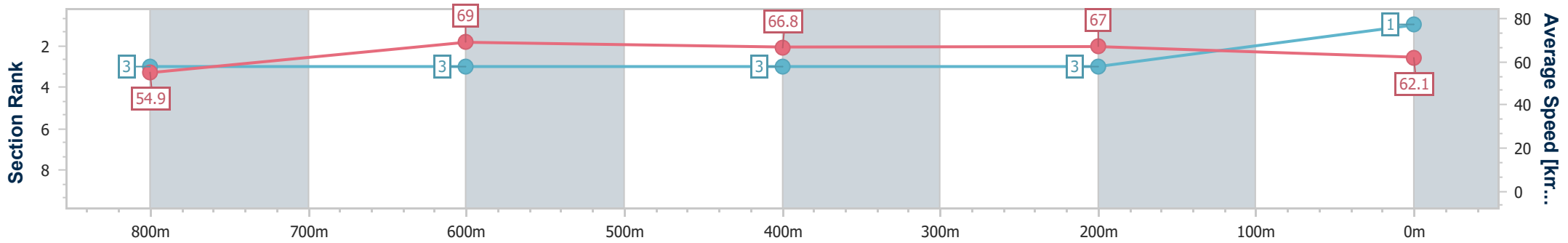
12 October 2024 - 12:53

Track Rating: Good 4, Weather: Fine, Rail Position: +4m Entire



BRISBANE RACING CLUB

Section	Overall	800m	600m	400m	200m
Section Times	0:56.86 [1] (0:13.22)	0:43.64 [3] (0:10.45)	0:33.19 [3] (0:10.86)	0:22.33 [3] (0:10.72)	0:11.61 [3] (0:11.61)
Average Speed [km/h]	54.9	69.0	66.8	67.0	62.1
Top Speed [km/h]	68.3	70.0	68.0	68.5	66.2
Avg. Dist. to Rail [m]	5.1	0.2	1.9	3.3	2.2
Avg. Stride Freq. [Hz]	2.3	2.4	2.3	2.4	2.3
Avg. Stride Length [m]	6.6	8.0	7.9	7.8	7.4



- [] Ranking at each section and finish
- .-.- No data available at this section
- NA No data available



Horse/Jockey Name	Street Chase
Final Rank	2
Fastest Section Time (Section)	0:10.45 (800m)
Top Speed [km/h] (Section)	70.8 (800m)
Race State	Finished



Eagle Farm QLD Professional
Race 3: BRC Membership QTIS Three-Years-Old Handicap - 1000m

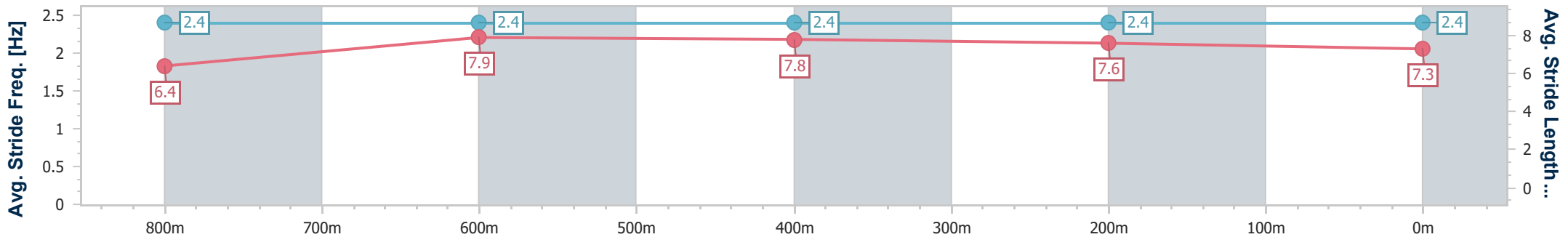
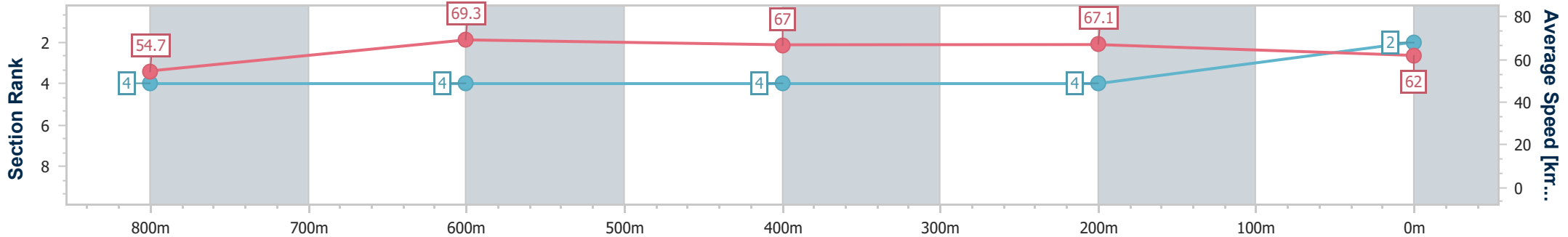
12 October 2024 - 12:53

Track Rating: Good 4, Weather: Fine, Rail Position: +4m Entire



BRISBANE RACING CLUB

Section	Overall	800m	600m	400m	200m
Section Times	0:56.96 [2] (0:13.30)	0:43.66 [4] (0:10.45)	0:33.21 [4] (0:10.84)	0:22.37 [4] (0:10.76)	0:11.61 [4] (0:11.61)
Average Speed [km/h]	54.7	69.3	67.0	67.1	62.0
Top Speed [km/h]	69.6	70.8	68.8	68.5	65.1
Avg. Dist. to Rail [m]	6.6	1.5	2.2	5.7	6.4
Avg. Stride Freq. [Hz]	2.4	2.4	2.4	2.4	2.4
Avg. Stride Length [m]	6.4	7.9	7.8	7.6	7.3



- [] Ranking at each section and finish
- .-.- No data available at this section
- NA No data available



Horse/Jockey Name	Zatanna
Final Rank	3
Fastest Section Time (Section)	0:10.39 (800m)
Top Speed [km/h] (Section)	70.4 (800m)
Race State	Finished



Eagle Farm QLD Professional
Race 3: BRC Membership QTIS Three-Years-Old Handicap - 1000m

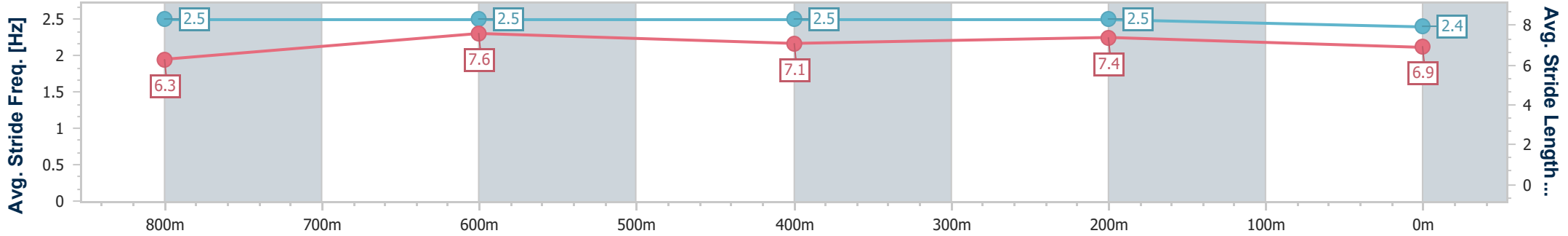
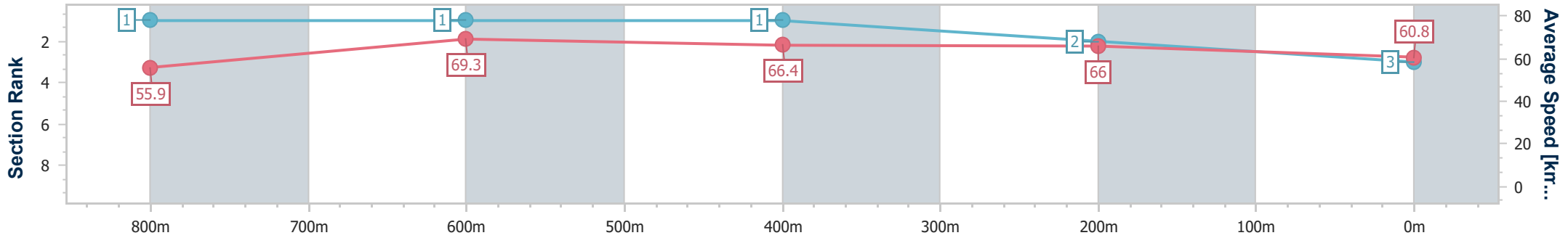
12 October 2024 - 12:53

Track Rating: Good 4, Weather: Fine, Rail Position: +4m Entire



BRISBANE RACING CLUB

Section	Overall	800m	600m	400m	200m
Section Times	0:57.00 [3] (0:12.89)	0:44.11 [1] (0:10.39)	0:33.72 [1] (0:10.97)	0:22.75 [1] (0:10.93)	0:11.82 [2] (0:11.82)
Average Speed [km/h]	55.9	69.3	66.4	66.0	60.8
Top Speed [km/h]	70.1	70.4	68.5	67.2	63.7
Avg. Dist. to Rail [m]	3.5	0.4	2.7	5.9	5.3
Avg. Stride Freq. [Hz]	2.5	2.5	2.5	2.5	2.4
Avg. Stride Length [m]	6.3	7.6	7.1	7.4	6.9



- [] Ranking at each section and finish
- .-.- No data available at this section
- NA No data available



Horse/Jockey Name	Six More Songs
Final Rank	4
Fastest Section Time (Section)	0:10.44 (800m)
Top Speed [km/h] (Section)	70.7 (Overall)
Race State	Finished



Eagle Farm QLD Professional
Race 3: BRC Membership QTIS Three-Years-Old Handicap - 1000m

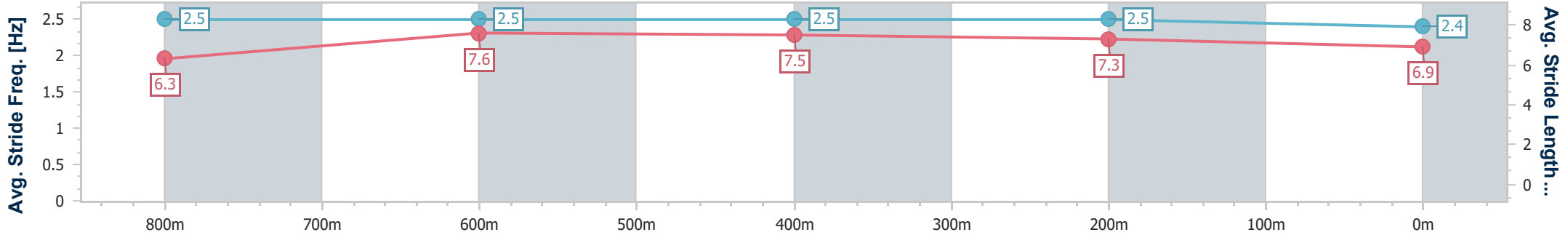
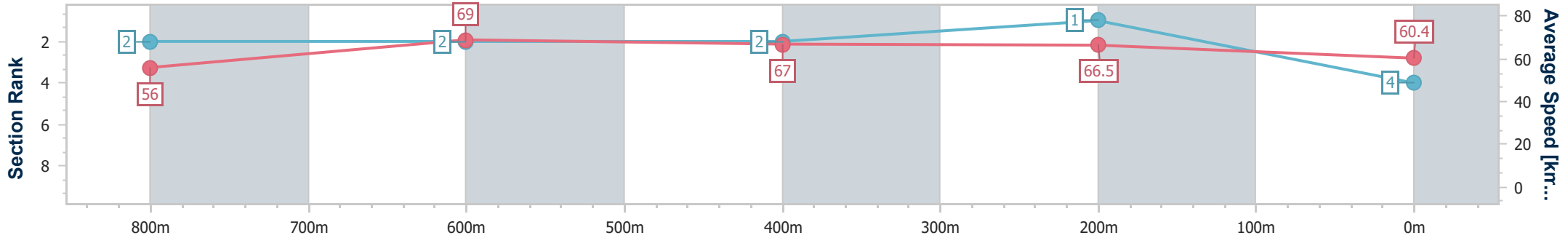
12 October 2024 - 12:53

Track Rating: Good 4, Weather: Fine, Rail Position: +4m Entire



BRISBANE RACING CLUB

Section	Overall	800m	600m	400m	200m
Section Times	0:57.01 [4] (0:12.92)	0:44.09 [2] (0:10.44)	0:33.65 [2] (0:10.89)	0:22.76 [2] (0:10.87)	0:11.89 [1] (0:11.89)
Average Speed [km/h]	56.0	69.0	67.0	66.5	60.4
Top Speed [km/h]	70.7	70.4	68.2	66.9	64.2
Avg. Dist. to Rail [m]	3.9	0.8	2.9	6.1	5.5
Avg. Stride Freq. [Hz]	2.5	2.5	2.5	2.5	2.4
Avg. Stride Length [m]	6.3	7.6	7.5	7.3	6.9



- [] Ranking at each section and finish
- .-.- No data available at this section
- NA No data available



Horse/Jockey Name	Joy A Plenty
Final Rank	5
Fastest Section Time (Section)	0:10.37 (800m)
Top Speed [km/h] (Section)	71.1 (800m)
Race State	Finished



Eagle Farm QLD Professional
Race 3: BRC Membership QTIS Three-Years-Old Handicap - 1000m

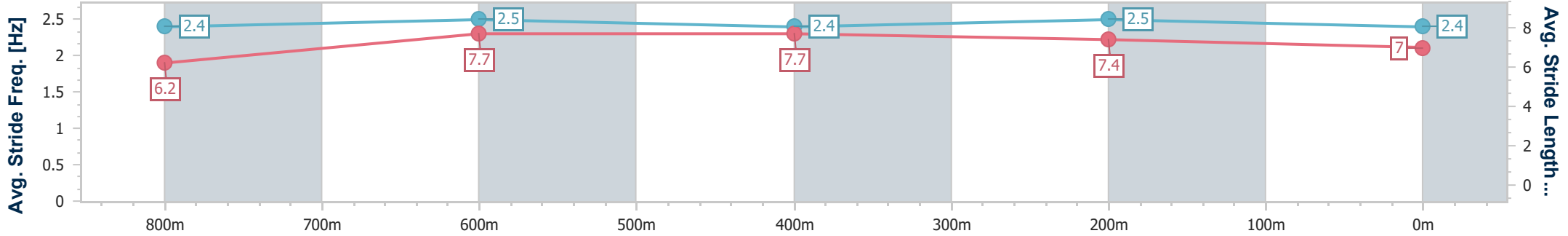
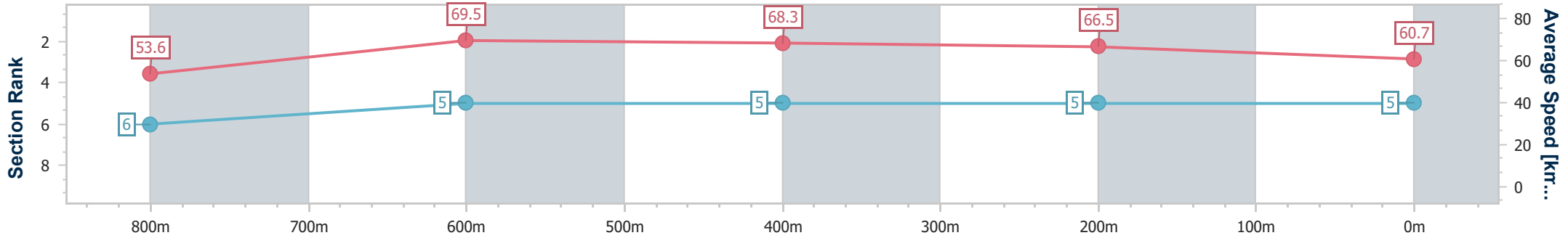
12 October 2024 - 12:53

Track Rating: Good 4, Weather: Fine, Rail Position: +4m Entire



BRISBANE RACING CLUB

Section	Overall	800m	600m	400m	200m
Section Times	0:57.27 [5] (0:13.49)	0:43.78 [6] (0:10.37)	0:33.41 [5] (0:10.73)	0:22.68 [5] (0:10.82)	0:11.86 [5] (0:11.86)
Average Speed [km/h]	53.6	69.5	68.3	66.5	60.7
Top Speed [km/h]	69.2	71.1	69.6	68.4	64.6
Avg. Dist. to Rail [m]	5.3	0.4	3.5	8.0	4.5
Avg. Stride Freq. [Hz]	2.4	2.5	2.4	2.5	2.4
Avg. Stride Length [m]	6.2	7.7	7.7	7.4	7.0



- [] Ranking at each section and finish
- .-.- No data available at this section
- NA No data available



Horse/Jockey Name	Shamadan
Final Rank	6
Fastest Section Time (Section)	0:10.56 (800m)
Top Speed [km/h] (Section)	69.7 (800m)
Race State	Finished



Eagle Farm QLD Professional
Race 3: BRC Membership QTIS Three-Years-Old Handicap - 1000m

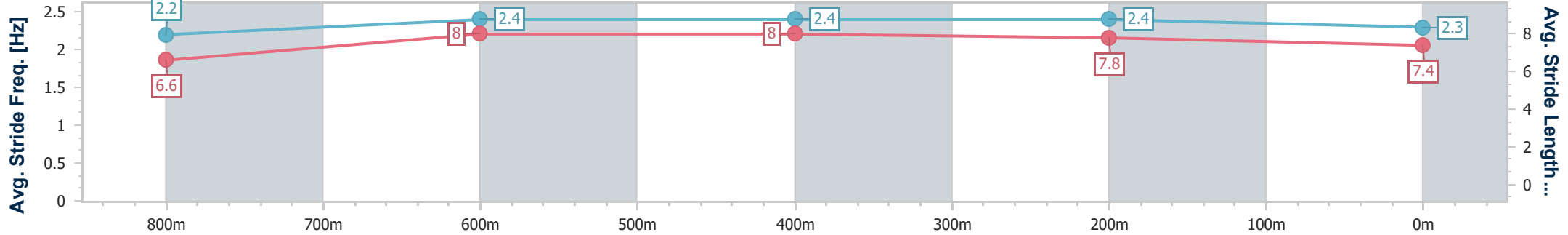
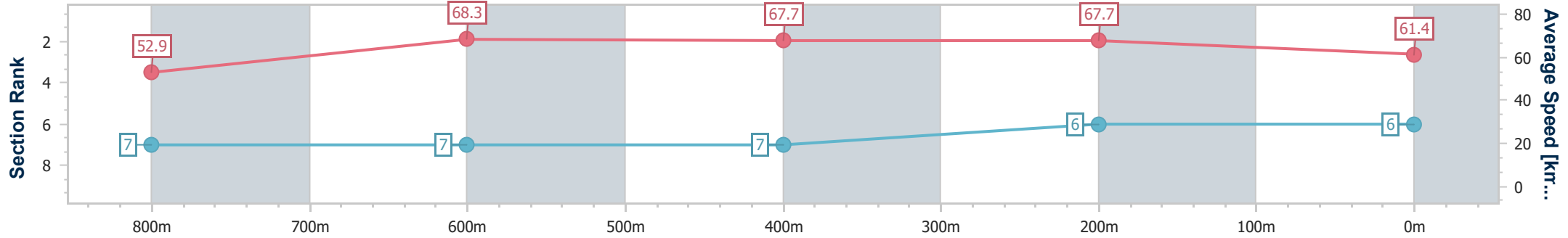
12 October 2024 - 12:53

Track Rating: Good 4, Weather: Fine, Rail Position: +4m Entire



BRISBANE RACING CLUB

Section	Overall	800m	600m	400m	200m
Section Times	0:57.28 [6] (0:13.68)	0:43.60 [7] (0:10.56)	0:33.04 [7] (0:10.66)	0:22.38 [7] (0:10.64)	0:11.74 [6] (0:11.74)
Average Speed [km/h]	52.9	68.3	67.7	67.7	61.4
Top Speed [km/h]	69.1	69.7	69.1	69.0	64.3
Avg. Dist. to Rail [m]	2.7	0.7	0.4	2.4	3.6
Avg. Stride Freq. [Hz]	2.2	2.4	2.4	2.4	2.3
Avg. Stride Length [m]	6.6	8.0	8.0	7.8	7.4



- [] Ranking at each section and finish
- .-.- No data available at this section
- NA No data available



Horse/Jockey Name	Time To Cry
Final Rank	7
Fastest Section Time (Section)	0:10.56 (800m)
Top Speed [km/h] (Section)	69.9 (800m)
Race State	Finished



Eagle Farm QLD Professional
Race 3: BRC Membership QTIS Three-Years-Old Handicap - 1000m

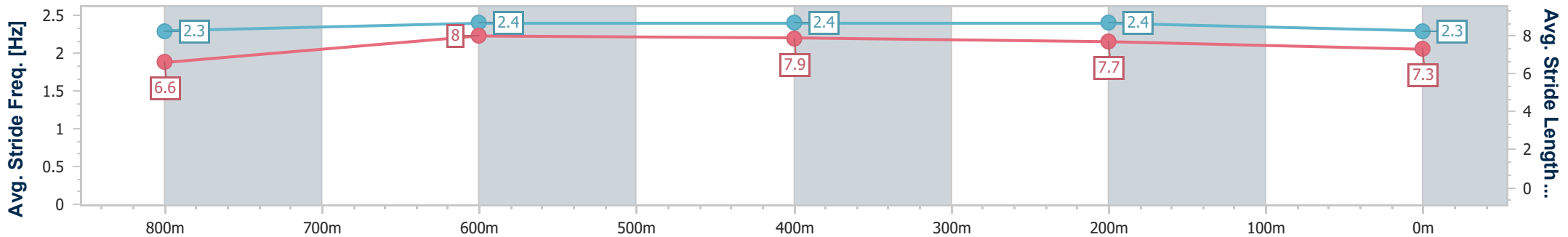
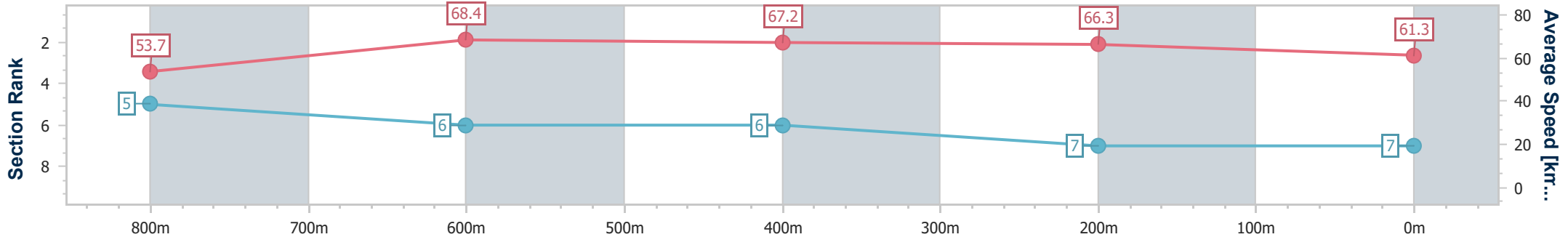
12 October 2024 - 12:53

Track Rating: Good 4, Weather: Fine, Rail Position: +4m Entire



BRISBANE RACING CLUB

Section	Overall	800m	600m	400m	200m
Section Times	0:57.32 [7] (0:13.48)	0:43.84 [5] (0:10.56)	0:33.28 [6] (0:10.67)	0:22.61 [6] (0:10.86)	0:11.75 [7] (0:11.75)
Average Speed [km/h]	53.7	68.4	67.2	66.3	61.3
Top Speed [km/h]	68.9	69.9	68.7	68.4	65.2
Avg. Dist. to Rail [m]	3.4	1.0	0.7	1.8	1.8
Avg. Stride Freq. [Hz]	2.3	2.4	2.4	2.4	2.3
Avg. Stride Length [m]	6.6	8.0	7.9	7.7	7.3



- [] Ranking at each section and finish
- .-.- No data available at this section
- NA No data available



Horse/Jockey Name	Top Rooster
Final Rank	8
Fastest Section Time (Section)	0:10.55 (800m)
Top Speed [km/h] (Section)	69.9 (800m)
Race State	Finished



Eagle Farm QLD Professional
Race 3: BRC Membership QTIS Three-Years-Old Handicap - 1000m

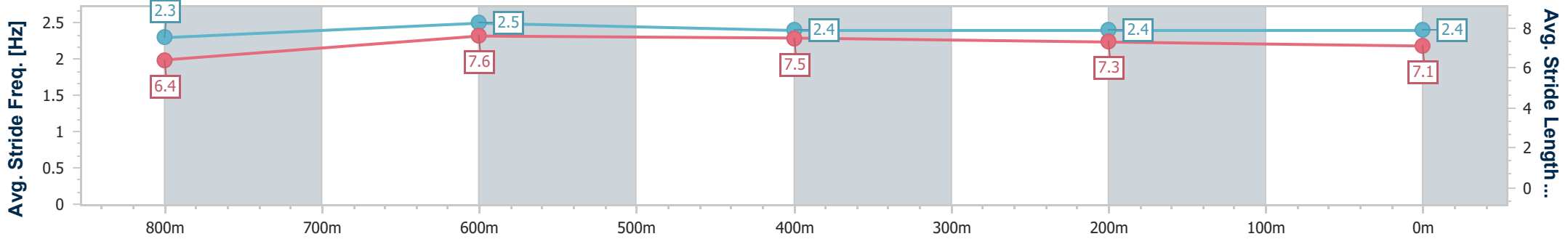
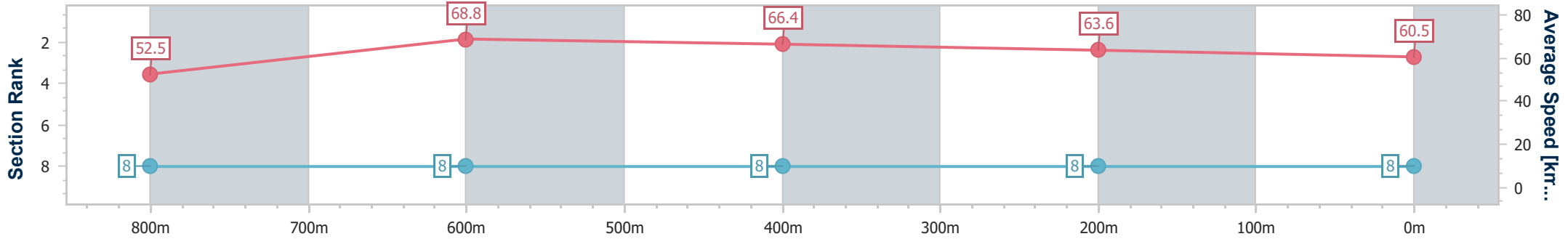
12 October 2024 - 12:53

Track Rating: Good 4, Weather: Fine, Rail Position: +4m Entire



BRISBANE RACING CLUB

Section	Overall	800m	600m	400m	200m
Section Times	0:58.54 [8] (0:13.80)	0:44.74 [8] (0:10.55)	0:34.19 [8] (0:10.95)	0:23.24 [8] (0:11.31)	0:11.93 [8] (0:11.93)
Average Speed [km/h]	52.5	68.8	66.4	63.6	60.5
Top Speed [km/h]	67.9	69.9	67.5	65.1	63.1
Avg. Dist. to Rail [m]	7.2	1.6	2.3	4.4	2.8
Avg. Stride Freq. [Hz]	2.3	2.5	2.4	2.4	2.4
Avg. Stride Length [m]	6.4	7.6	7.5	7.3	7.1



- [] Ranking at each section and finish
- .-.- No data available at this section
- NA No data available



Eagle Farm QLD Professional

Race 4: Sky Racing BM80 Handicap - 1000m

12 October 2024 - 13:29



BRISBANE
RACING CLUB

Track Rating: Good 4, Weather: Fine, Rail Position: +4m Entire

Section											Last 600m	
Field Times		Overall	800m	600m	400m	200m						0:33.24
		0:56.45 (0:12.89)	0:43.56 (0:10.32)	0:33.24 (0:10.65)	0:22.59 (0:10.89)	0:11.70 (0:11.70)						
Rank	TAB Horse/Jockey	Barrier	Top Speed [km/h]	Fastest Section							Margin	Distance Travelled [m]
1	6 APPIN GIRL Boris Thornton	10	70.8 600m	0:10.35 600m	0:56.45 [1] (0:13.88)	0:42.57 [11] (0:10.37)	0:32.20 [11] (0:10.35)	0:21.85 [9] (0:10.58)	0:11.27 [8] (0:11.27)	0:56.45	0:32.20	
2	10 ACRES AWAY Robbie Dolan	11	71.8 600m	0:10.43 600m	0:56.54 [2] (0:13.49)	0:43.05 [7] (0:10.48)	0:32.57 [8] (0:10.43)	0:22.14 [7] (0:10.55)	0:11.59 [3] (0:11.59)	0.54L	0:32.57	+8
3	2 XPRESSO Cody Collis	1	71.1 800m	0:10.31 800m	0:56.59 [3] (0:13.42)	0:43.17 [6] (0:10.31)	0:32.86 [6] (0:10.57)	0:22.29 [5] (0:10.68)	0:11.61 [4] (0:11.61)	0.83L	0:32.86	-3
4	3 HELLUVA BARTY Jasper Franklin	2	70.2 600m	0:10.30 800m	0:56.79 [4] (0:13.60)	0:43.19 [9] (0:10.30)	0:32.89 [7] (0:10.50)	0:22.39 [8] (0:10.64)	0:11.75 [6] (0:11.75)	2.04L	0:32.89	-1
5	5 METALART James Orman	4	72.1 Overall	0:10.46 400m	0:56.81 [5] (0:13.51)	0:43.30 [8] (0:10.60)	0:32.70 [9] (0:10.58)	0:22.12 [11] (0:10.46)	0:11.66 [7] (0:11.66)	2.14L	0:32.70	+1
6	1 FLAMING CONQUEST Georgina Cartwright	5	72.7 Overall	0:10.32 800m	0:57.01 [6] (0:12.89)	0:44.12 [1] (0:10.32)	0:33.80 [1] (0:10.65)	0:23.15 [1] (0:10.89)	0:12.26 [1] (0:12.26)	3.33L	0:33.80	+0
7	9 GIVE GIGGLES Emily Lang	6	72.0 Overall	0:10.31 800m	0:57.06 [7] (0:13.16)	0:43.90 [2] (0:10.31)	0:33.59 [2] (0:10.58)	0:23.01 [2] (0:10.82)	0:12.19 [2] (0:12.19)	3.63L	0:33.59	+1
8	12 REIGNING KING Taylor Marshall	3	71.2 800m	0:10.47 800m	0:57.14 [8] (0:13.19)	0:43.95 [4] (0:10.47)	0:33.48 [5] (0:10.52)	0:22.96 [3] (0:10.81)	0:12.15 [5] (0:12.15)	4.06L	0:33.48	-1
9	8 SIMBU Cejay Graham	8	70.5 Overall	0:10.43 800m	0:57.41 [9] (0:13.17)	0:44.24 [3] (0:10.43)	0:33.81 [4] (0:10.76)	0:23.05 [6] (0:10.89)	0:12.16 [9] (0:12.16)	5.68L	0:33.81	+3
10	7 MUSCHIALLI Jag Guthmann-Chester	9	70.3 800m	0:10.36 800m	0:57.62 [10] (0:13.21)	0:44.41 [5] (0:10.36)	0:34.05 [3] (0:10.70)	0:23.35 [4] (0:11.04)	0:12.31 [10] (0:12.31)	6.88L	0:34.05	+1

Scratched: Kiribati (#11)

Report Created: Sat 12 October 2024 13:55 GMT+1 (Note: Timing is based on position data)

Page 1/13

[] Ranking at each section and finish
 -:-:- No data available at this section
 NA No data available

SCN Saddle cloth number
 DNF Did not finish
 DNT Did not track

data processed by TRIPLESDATA



Eagle Farm QLD Professional
Race 4: Sky Racing BM80 Handicap - 1000m
12 October 2024 - 13:29



Track Rating: Good 4, Weather: Fine, Rail Position: +4m Entire

Section	Overall	800m	600m	400m	200m	Last 600m
Field Times	0:56.45 (0:12.89)	0:43.56 (0:10.32)	0:33.24 (0:10.65)	0:22.59 (0:10.89)	0:11.70 (0:11.70)	0:33.24

Rank	TAB	Horse/Jockey	Barrier	Top Speed [km/h]	Fastest Section	Margin	Distance Travelled [m]
11	4	MO'S CROWN	7	70.6	0:10.48	8.41L	+3
		Noel Callow		800m	600m		
					(0:13.69)	(0:10.50)	(0:10.48)
						(0:10.93)	(0:12.28)

Scratched: Kiribati (#11)

[] Ranking at each section and finish
 -:-:- No data available at this section
 NA No data available

SCN Saddle cloth number
 DNF Did not finish
 DNT Did not track



Horse/Jockey Name	Appin Girl
Final Rank	1
Fastest Section Time (Section)	0:10.35 (600m)
Top Speed [km/h] (Section)	70.8 (600m)
Race State	Finished

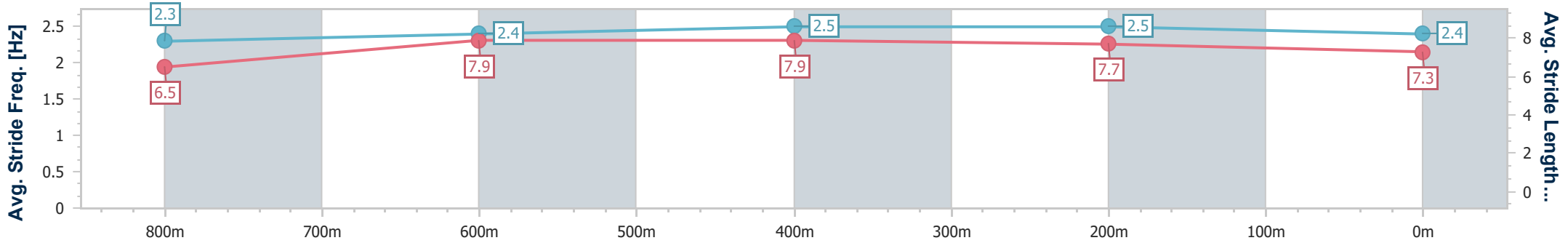
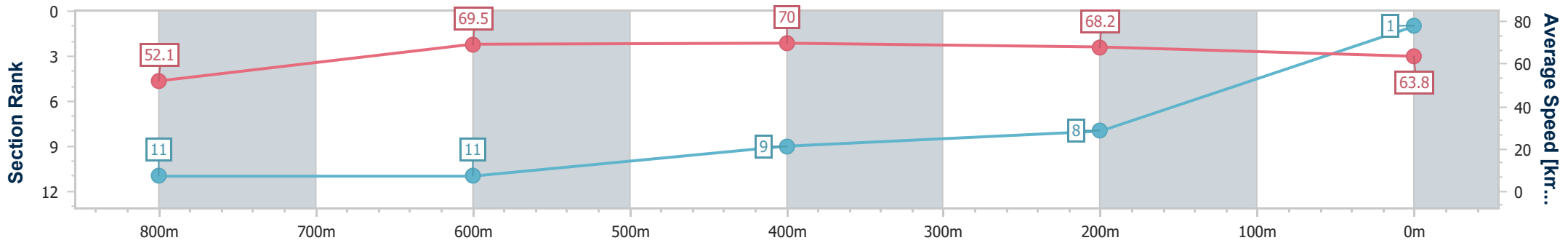


Eagle Farm QLD Professional
 Race 4: Sky Racing BM80 Handicap - 1000m
 12 October 2024 - 13:29
 Track Rating: Good 4, Weather: Fine, Rail Position: +4m Entire



BRISBANE
 RACING CLUB

Section	Overall	800m	600m	400m	200m
Section Times	0:56.45 [1] (0:13.88)	0:42.57 [11] (0:10.37)	0:32.20 [11] (0:10.35)	0:21.85 [9] (0:10.58)	0:11.27 [8] (0:11.27)
Average Speed [km/h]	52.1	69.5	70.0	68.2	63.8
Top Speed [km/h]	68.8	70.3	70.8	69.4	67.0
Avg. Dist. to Rail [m]	6.1	0.9	1.1	2.6	3.3
Avg. Stride Freq. [Hz]	2.3	2.4	2.5	2.5	2.4
Avg. Stride Length [m]	6.5	7.9	7.9	7.7	7.3



- [] Ranking at each section and finish
- .-.- No data available at this section
- NA No data available



Horse/Jockey Name	Acres Away
Final Rank	2
Fastest Section Time (Section)	0:10.43 (600m)
Top Speed [km/h] (Section)	71.8 (600m)
Race State	Finished



Eagle Farm QLD Professional

Race 4: Sky Racing BM80 Handicap - 1000m

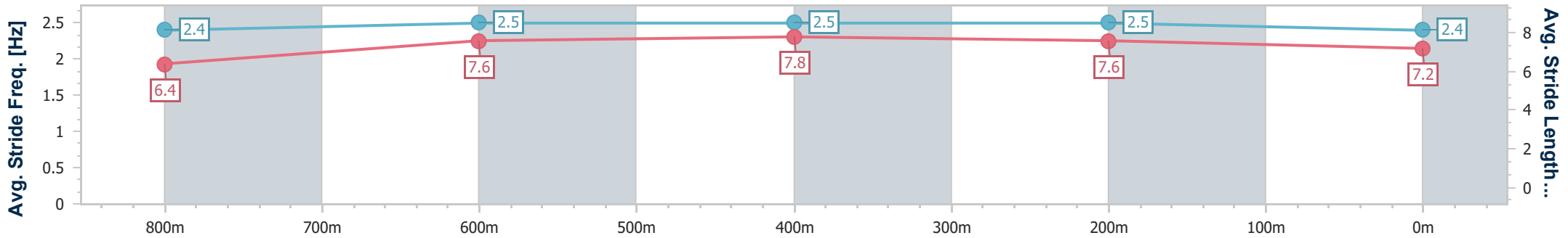
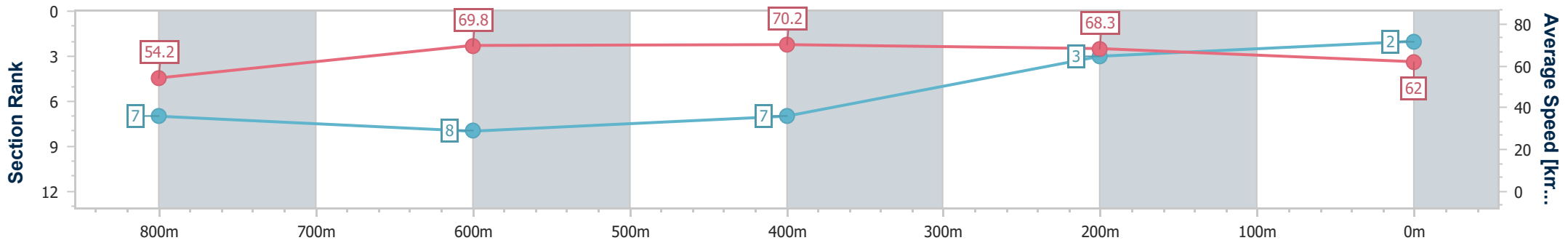
12 October 2024 - 13:29

Track Rating: Good 4, Weather: Fine, Rail Position: +4m Entire



BRISBANE RACING CLUB

Section	Overall	800m	600m	400m	200m
Section Times	0:56.54 [2] (0:13.49)	0:43.05 [7] (0:10.48)	0:32.57 [8] (0:10.43)	0:22.14 [7] (0:10.55)	0:11.59 [3] (0:11.59)
Average Speed [km/h]	54.2	69.8	70.2	68.3	62.0
Top Speed [km/h]	70.1	71.6	71.8	69.5	66.2
Avg. Dist. to Rail [m]	9.8	3.6	3.7	7.5	8.8
Avg. Stride Freq. [Hz]	2.4	2.5	2.5	2.5	2.4
Avg. Stride Length [m]	6.4	7.6	7.8	7.6	7.2



- [] Ranking at each section and finish
- .-.- No data available at this section
- NA No data available



Horse/Jockey Name	Xpresso
Final Rank	3
Fastest Section Time (Section)	0:10.31 (800m)
Top Speed [km/h] (Section)	71.1 (800m)
Race State	Finished

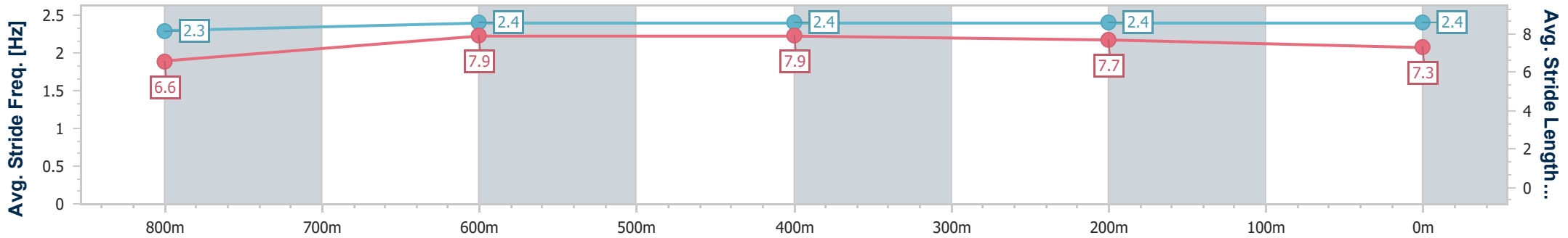
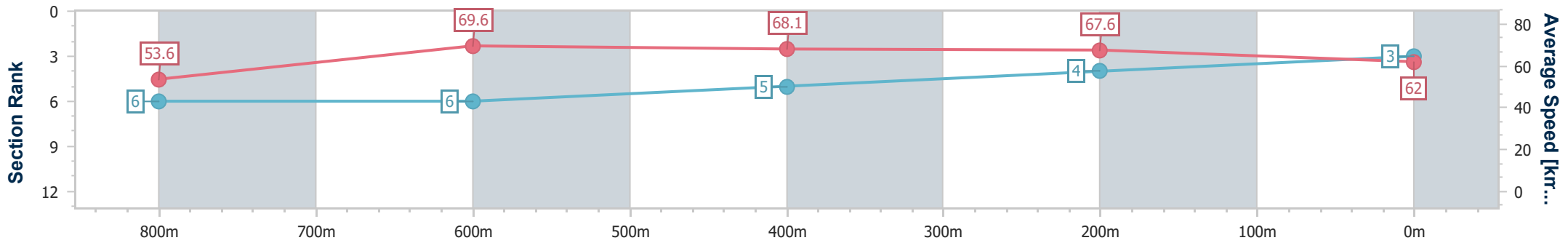


Eagle Farm QLD Professional
 Race 4: Sky Racing BM80 Handicap - 1000m
 12 October 2024 - 13:29
 Track Rating: Good 4, Weather: Fine, Rail Position: +4m Entire



BRISBANE
 RACING CLUB

Section	Overall	800m	600m	400m	200m
Section Times	0:56.59 [3] (0:13.42)	0:43.17 [6] (0:10.31)	0:32.86 [6] (0:10.57)	0:22.29 [5] (0:10.68)	0:11.61 [4] (0:11.61)
Average Speed [km/h]	53.6	69.6	68.1	67.6	62.0
Top Speed [km/h]	70.4	71.1	70.8	68.5	65.5
Avg. Dist. to Rail [m]	1.6	1.0	1.2	5.0	6.4
Avg. Stride Freq. [Hz]	2.3	2.4	2.4	2.4	2.4
Avg. Stride Length [m]	6.6	7.9	7.9	7.7	7.3



- [] Ranking at each section and finish
- .-.- No data available at this section
- NA No data available



Horse/Jockey Name	Helluva Barty
Final Rank	4
Fastest Section Time (Section)	0:10.30 (800m)
Top Speed [km/h] (Section)	70.2 (600m)
Race State	Finished



Eagle Farm QLD Professional

Race 4: Sky Racing BM80 Handicap - 1000m

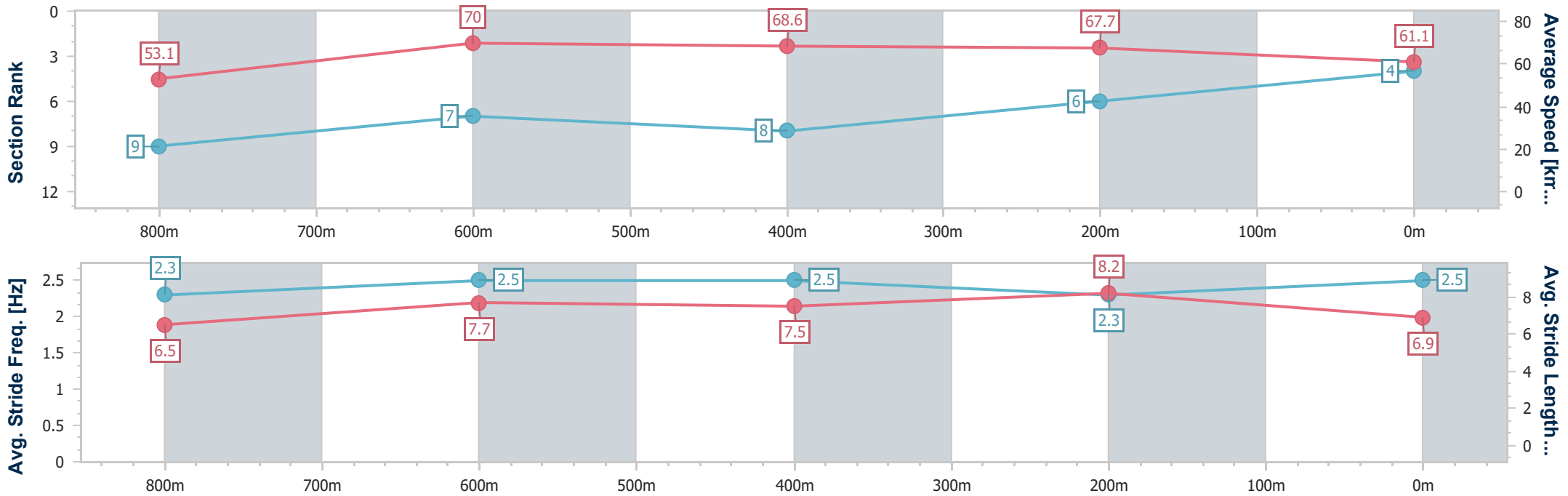
12 October 2024 - 13:29

Track Rating: Good 4, Weather: Fine, Rail Position: +4m Entire



BRISBANE RACING CLUB

Section	Overall	800m	600m	400m	200m
Section Times	0:56.79 [4] (0:13.60)	0:43.19 [9] (0:10.30)	0:32.89 [7] (0:10.50)	0:22.39 [8] (0:10.64)	0:11.75 [6] (0:11.75)
Average Speed [km/h]	53.1	70.0	68.6	67.7	61.1
Top Speed [km/h]	69.7	70.0	70.2	69.2	66.4
Avg. Dist. to Rail [m]	1.9	0.3	0.4	0.4	0.5
Avg. Stride Freq. [Hz]	2.3	2.5	2.5	2.3	2.5
Avg. Stride Length [m]	6.5	7.7	7.5	8.2	6.9



- [] Ranking at each section and finish
- .-.- No data available at this section
- NA No data available



Horse/Jockey Name	Metalart
Final Rank	5
Fastest Section Time (Section)	0:10.46 (400m)
Top Speed [km/h] (Section)	72.1 (Overall)
Race State	Finished



Eagle Farm QLD Professional

Race 4: Sky Racing BM80 Handicap - 1000m

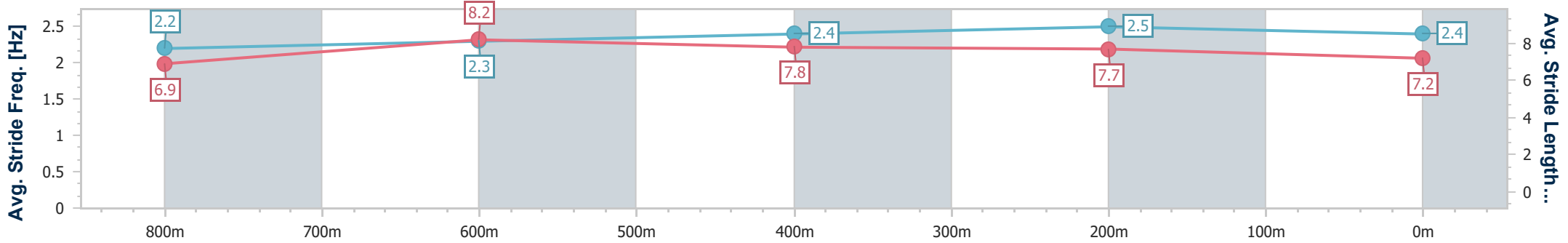
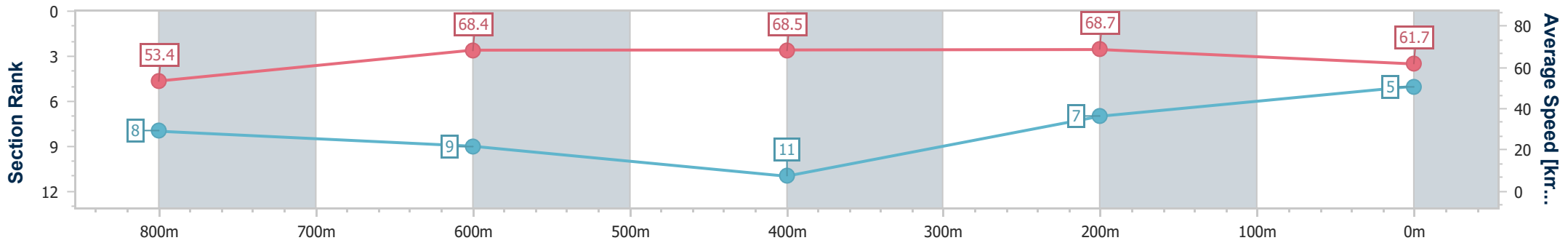
12 October 2024 - 13:29

Track Rating: Good 4, Weather: Fine, Rail Position: +4m Entire



BRISBANE RACING CLUB

Section	Overall	800m	600m	400m	200m
Section Times	0:56.81 [5] (0:13.51)	0:43.30 [8] (0:10.60)	0:32.70 [9] (0:10.58)	0:22.12 [11] (0:10.46)	0:11.66 [7] (0:11.66)
Average Speed [km/h]	53.4	68.4	68.5	68.7	61.7
Top Speed [km/h]	72.1	72.0	69.5	70.6	66.6
Avg. Dist. to Rail [m]	3.5	1.3	0.9	5.5	6.5
Avg. Stride Freq. [Hz]	2.2	2.3	2.4	2.5	2.4
Avg. Stride Length [m]	6.9	8.2	7.8	7.7	7.2



- [] Ranking at each section and finish
- .-.- No data available at this section
- NA No data available



Horse/Jockey Name	Flaming Conquest
Final Rank	6
Fastest Section Time (Section)	0:10.32 (800m)
Top Speed [km/h] (Section)	72.7 (Overall)
Race State	Finished

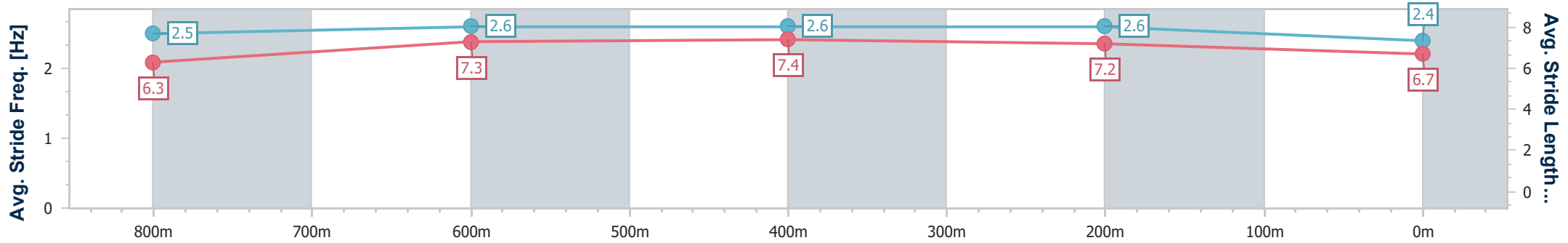
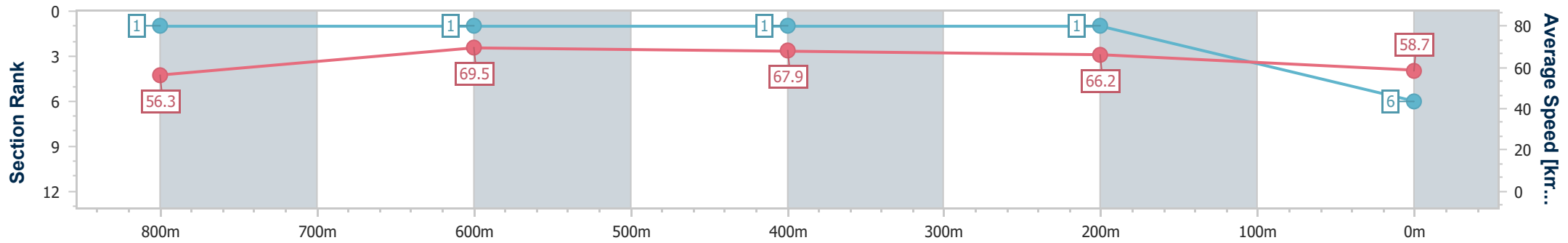


Eagle Farm QLD Professional
 Race 4: Sky Racing BM80 Handicap - 1000m
 12 October 2024 - 13:29
 Track Rating: Good 4, Weather: Fine, Rail Position: +4m Entire



BRISBANE
RACING CLUB

Section	Overall	800m	600m	400m	200m
Section Times	0:57.01 [6] (0:12.89)	0:44.12 [1] (0:10.32)	0:33.80 [1] (0:10.65)	0:23.15 [1] (0:10.89)	0:12.26 [1] (0:12.26)
Average Speed [km/h]	56.3	69.5	67.9	66.2	58.7
Top Speed [km/h]	72.7	71.9	69.2	67.9	63.4
Avg. Dist. to Rail [m]	3.6	0.4	1.5	1.7	0.6
Avg. Stride Freq. [Hz]	2.5	2.6	2.6	2.6	2.4
Avg. Stride Length [m]	6.3	7.3	7.4	7.2	6.7



- [] Ranking at each section and finish
- .-.- No data available at this section
- NA No data available



Horse/Jockey Name	Give Giggles
Final Rank	7
Fastest Section Time (Section)	0:10.31 (800m)
Top Speed [km/h] (Section)	72.0 (Overall)
Race State	Finished

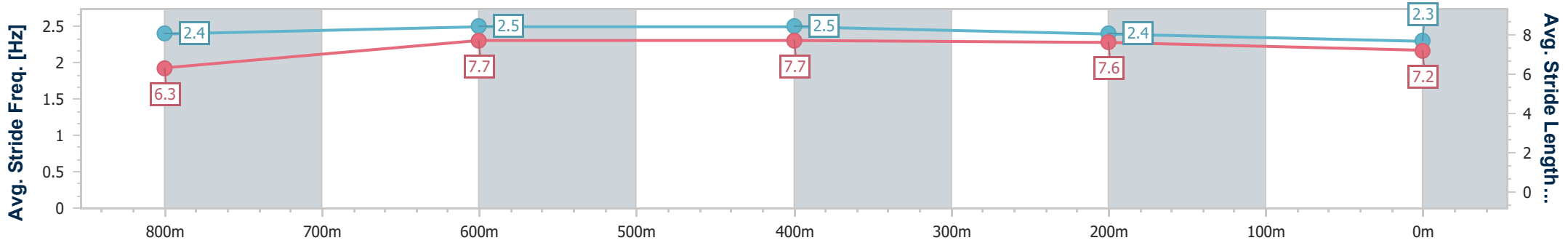
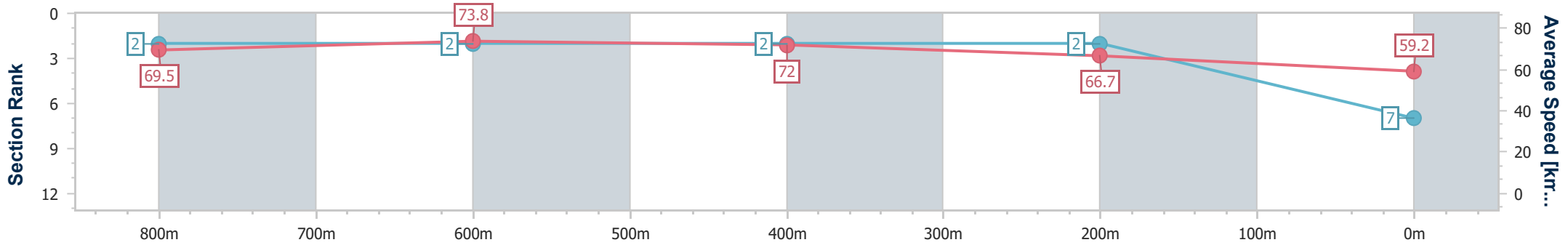


Eagle Farm QLD Professional
 Race 4: Sky Racing BM80 Handicap - 1000m
 12 October 2024 - 13:29
 Track Rating: Good 4, Weather: Fine, Rail Position: +4m Entire



BRISBANE
RACING CLUB

Section	Overall	800m	600m	400m	200m
Section Times	0:57.06 [7] (0:13.16)	0:43.90 [2] (0:10.31)	0:33.59 [2] (0:10.58)	0:23.01 [2] (0:10.82)	0:12.19 [2] (0:12.19)
Average Speed [km/h]	69.5	73.8	72.0	66.7	59.2
Top Speed [km/h]	72.0	69.1	65.5	65.5	62.9
Avg. Dist. to Rail [m]	3.7	0.6	1.8	3.6	4.2
Avg. Stride Freq. [Hz]	2.4	2.5	2.5	2.4	2.3
Avg. Stride Length [m]	6.3	7.7	7.7	7.6	7.2



- [] Ranking at each section and finish
- .-.- No data available at this section
- NA No data available



Horse/Jockey Name	Reigning King
Final Rank	8
Fastest Section Time (Section)	0:10.47 (800m)
Top Speed [km/h] (Section)	71.2 (800m)
Race State	Finished



Eagle Farm QLD Professional

Race 4: Sky Racing BM80 Handicap - 1000m

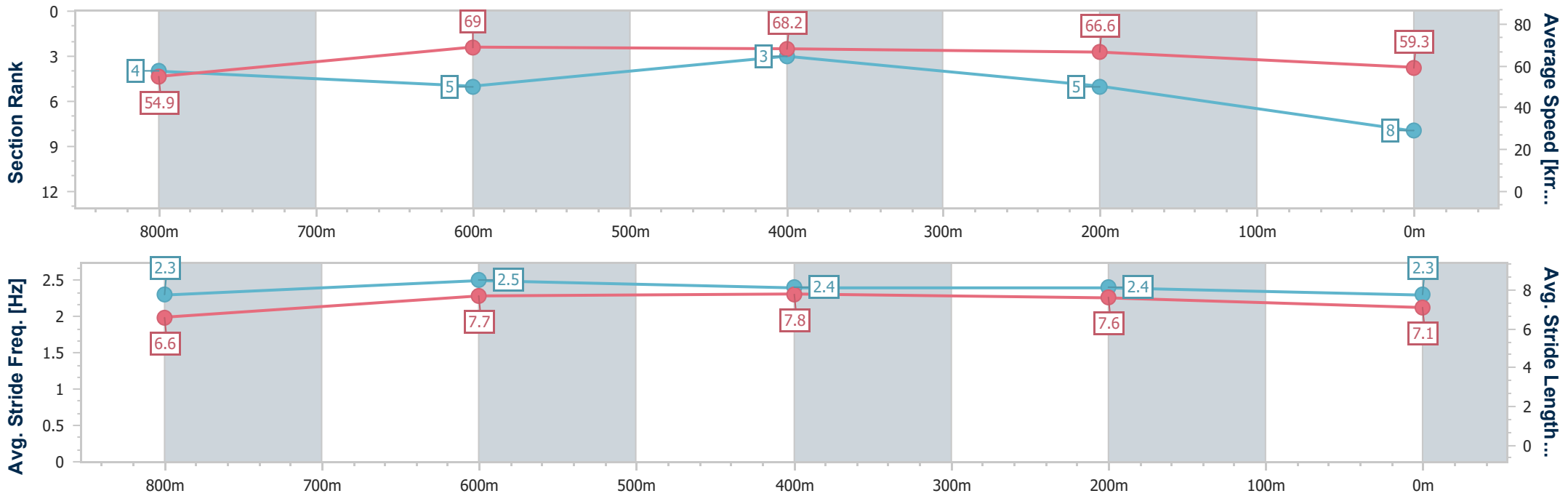
12 October 2024 - 13:29

Track Rating: Good 4, Weather: Fine, Rail Position: +4m Entire



BRISBANE RACING CLUB

Section	Overall	800m	600m	400m	200m
Section Times	0:57.14 [8] (0:13.19)	0:43.95 [4] (0:10.47)	0:33.48 [5] (0:10.52)	0:22.96 [3] (0:10.81)	0:12.15 [5] (0:12.15)
Average Speed [km/h]	54.9	69.0	68.2	66.6	59.3
Top Speed [km/h]	70.7	71.2	69.5	67.8	64.0
Avg. Dist. to Rail [m]	3.6	0.9	1.2	1.8	2.0
Avg. Stride Freq. [Hz]	2.3	2.5	2.4	2.4	2.3
Avg. Stride Length [m]	6.6	7.7	7.8	7.6	7.1



- [] Ranking at each section and finish
- .-.- No data available at this section
- NA No data available



Horse/Jockey Name	Simbu
Final Rank	9
Fastest Section Time (Section)	0:10.43 (800m)
Top Speed [km/h] (Section)	70.5 (Overall)
Race State	Finished

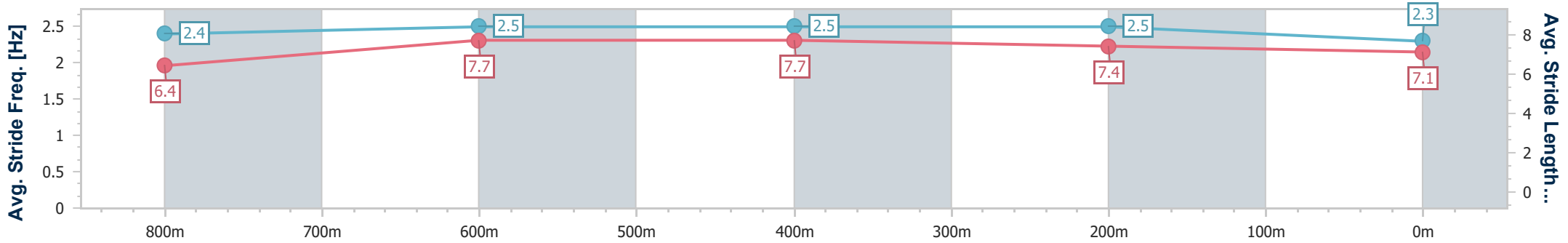
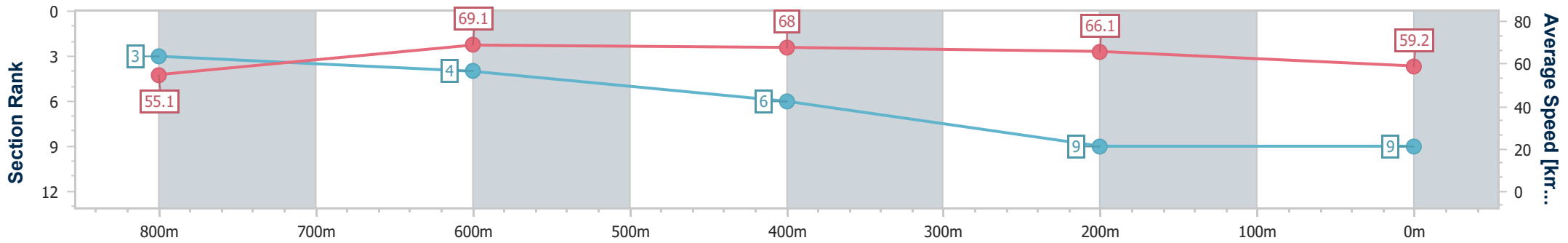


Eagle Farm QLD Professional
 Race 4: Sky Racing BM80 Handicap - 1000m
 12 October 2024 - 13:29
 Track Rating: Good 4, Weather: Fine, Rail Position: +4m Entire



BRISBANE
 RACING CLUB

Section	Overall	800m	600m	400m	200m
Section Times	0:57.41 [9] (0:13.17)	0:44.24 [3] (0:10.43)	0:33.81 [4] (0:10.76)	0:23.05 [6] (0:10.89)	0:12.16 [9] (0:12.16)
Average Speed [km/h]	55.1	69.1	68.0	66.1	59.2
Top Speed [km/h]	70.5	69.9	69.2	68.5	63.3
Avg. Dist. to Rail [m]	6.5	0.4	3.3	6.2	7.5
Avg. Stride Freq. [Hz]	2.4	2.5	2.5	2.5	2.3
Avg. Stride Length [m]	6.4	7.7	7.7	7.4	7.1



- [] Ranking at each section and finish
- .-.-.- No data available at this section
- NA No data available



Horse/Jockey Name	Muschialli
Final Rank	10
Fastest Section Time (Section)	0:10.36 (800m)
Top Speed [km/h] (Section)	70.3 (800m)
Race State	Finished

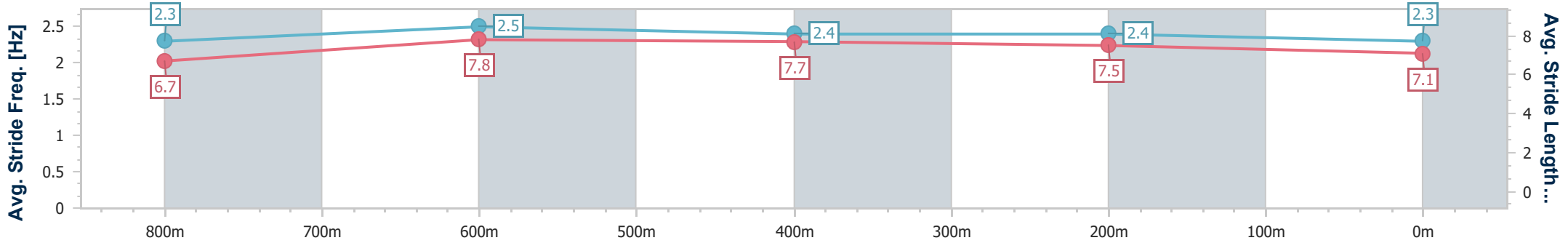
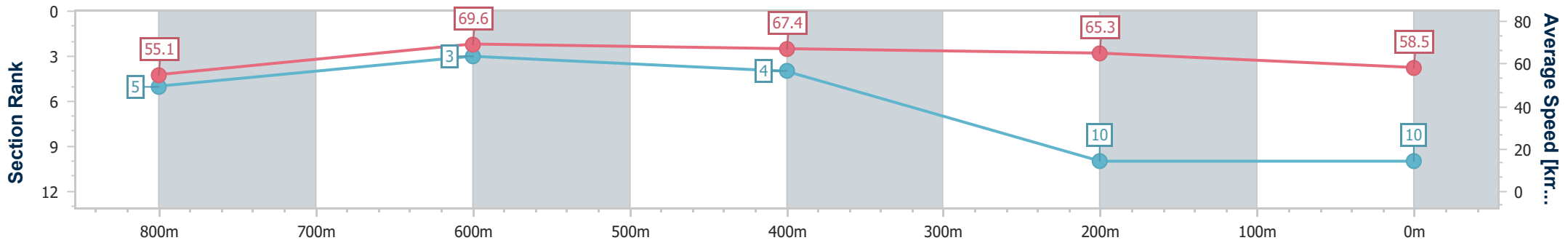


Eagle Farm QLD Professional
 Race 4: Sky Racing BM80 Handicap - 1000m
 12 October 2024 - 13:29
 Track Rating: Good 4, Weather: Fine, Rail Position: +4m Entire



BRISBANE
 RACING CLUB

Section	Overall	800m	600m	400m	200m
Section Times	0:57.62 [10] (0:13.21)	0:44.41 [5] (0:10.36)	0:34.05 [3] (0:10.70)	0:23.35 [4] (0:11.04)	0:12.31 [10] (0:12.31)
Average Speed [km/h]	55.1	69.6	67.4	65.3	58.5
Top Speed [km/h]	69.7	70.3	68.0	67.2	62.9
Avg. Dist. to Rail [m]	7.3	0.8	0.8	4.5	6.5
Avg. Stride Freq. [Hz]	2.3	2.5	2.4	2.4	2.3
Avg. Stride Length [m]	6.7	7.8	7.7	7.5	7.1



- [] Ranking at each section and finish
- .-.- No data available at this section
- NA No data available



Horse/Jockey Name	Mo's Crown
Final Rank	11
Fastest Section Time (Section)	0:10.48 (600m)
Top Speed [km/h] (Section)	70.6 (800m)
Race State	Finished



Eagle Farm QLD Professional

Race 4: Sky Racing BM80 Handicap - 1000m

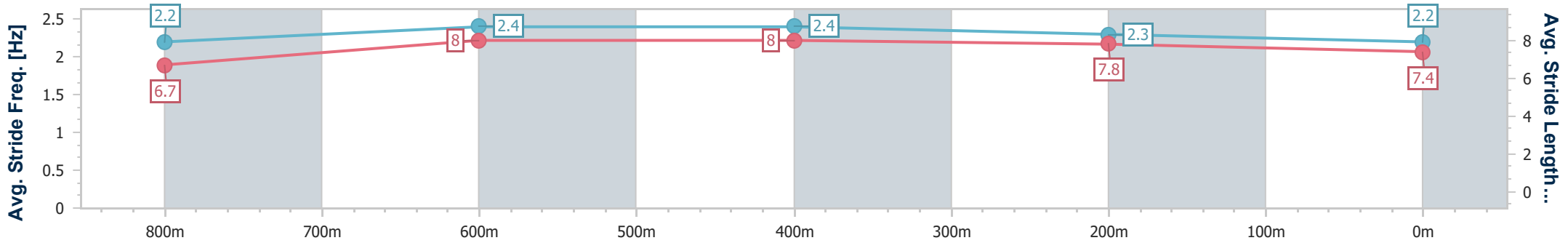
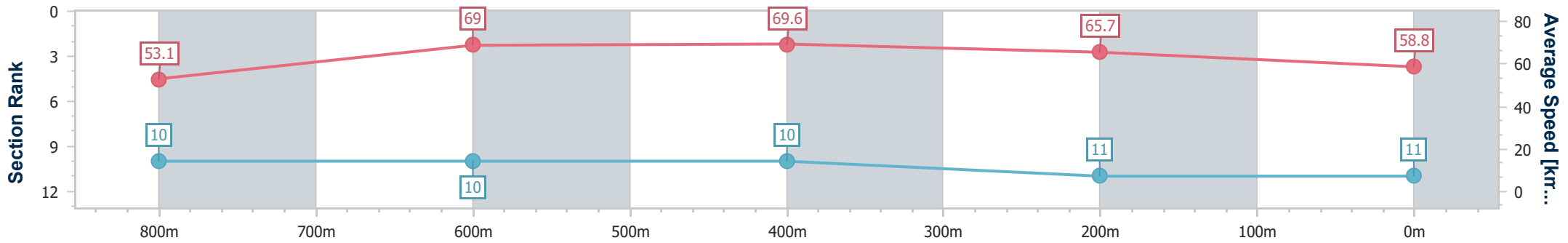
12 October 2024 - 13:29

Track Rating: Good 4, Weather: Fine, Rail Position: +4m Entire



BRISBANE RACING CLUB

Section	Overall	800m	600m	400m	200m
Section Times	0:57.88 [11] (0:13.69)	0:44.19 [10] (0:10.50)	0:33.69 [10] (0:10.48)	0:23.21 [10] (0:10.93)	0:12.28 [11] (0:12.28)
Average Speed [km/h]	53.1	69.0	69.6	65.7	58.8
Top Speed [km/h]	68.9	70.6	70.6	70.4	62.1
Avg. Dist. to Rail [m]	6.7	1.6	2.2	7.9	8.4
Avg. Stride Freq. [Hz]	2.2	2.4	2.4	2.3	2.2
Avg. Stride Length [m]	6.7	8.0	8.0	7.8	7.4



- [] Ranking at each section and finish
- .-.-.- No data available at this section
- NA No data available



Eagle Farm QLD Professional
Race 5: LADBROKES RACING CLUB OPEN Handicap - WEIGHTS
RAISED 1KG - 1000m
12 October 2024 - 14:07



BRISBANE
RACING CLUB

Track Rating: Good 4, Weather: Fine, Rail Position: +4m Entire

Section		Overall	800m	600m	400m	200m	Last 600m					
Field Times		0:56.54 (0:12.86)	0:43.68 (0:10.91)	0:32.77 (0:10.67)	0:22.10 (0:10.57)	0:11.53 (0:11.53)	0:32.77					
Rank	TAB Horse/Jockey	Barrier	Top Speed [km/h]	Fastest Section	Margin					Distance Travelled [m]		
1	6 WANDA ROX Tahlia Fenlon	1	69.7 400m	0:10.57 400m	0:56.54 [1] (0:12.86)	0:43.68 [1] (0:10.91)	0:32.77 [1] (0:10.67)	0:22.10 [1] (0:10.57)	0:11.53 [1] (0:11.53)	0:56.54	0:32.77	
2	1 RUBIQUITOUS Cody Collis	4	69.7 600m	0:10.62 400m	0:56.75 [2] (0:13.17)	0:43.58 [3] (0:10.80)	0:32.78 [3] (0:10.67)	0:22.11 [3] (0:10.62)	0:11.49 [4] (0:11.49)	1.25L	0:32.78	-1
3	5 TIGER SHARK Jake Bayliss	2	70.0 600m	0:10.56 400m	0:56.84 [3] (0:12.97)	0:43.87 [2] (0:10.90)	0:32.97 [2] (0:10.65)	0:22.32 [2] (0:10.56)	0:11.76 [2] (0:11.76)	1.81L	0:32.97	+0
4	2 NASHIRA Ron Stewart	5	71.4 400m	0:10.56 400m	0:56.87 [4] (0:13.42)	0:43.45 [4] (0:10.60)	0:32.85 [4] (0:10.63)	0:22.22 [4] (0:10.56)	0:11.66 [3] (0:11.66)	1.96L	0:32.85	+1
5	3 GOLDSBOROUGH Nikita Beriman	6	71.3 800m	0:10.45 800m	0:56.91 [5] (0:13.65)	0:43.26 [5] (0:10.45)	0:32.81 [5] (0:10.75)	0:22.06 [5] (0:10.51)	0:11.55 [5] (0:11.55)	2.21L	0:32.81	+5
6	8 TARA JASMINE Taylor Marshall	3	70.1 800m	0:10.56 800m	0:57.13 [6] (0:13.66)	0:43.47 [6] (0:10.56)	0:32.91 [6] (0:10.80)	0:22.11 [6] (0:10.56)	0:11.55 [6] (0:11.55)	3.5L	0:32.91	+0

Scratched: Flaming Conquest (#7), Tectonic Plate (#4), Xpresso (#9)

[] Ranking at each section and finish
 -:-:- No data available at this section
 NA No data available

SCN Saddle cloth number
 DNF Did not finish
 DNT Did not track



Horse/Jockey Name	Wanda Rox
Final Rank	1
Fastest Section Time (Section)	0:10.57 (400m)
Top Speed [km/h] (Section)	69.7 (400m)
Race State	Finished



Eagle Farm QLD Professional
Race 5: LADBROKES RACING CLUB OPEN Handicap -
WEIGHTS RAISED 1KG - 1000m

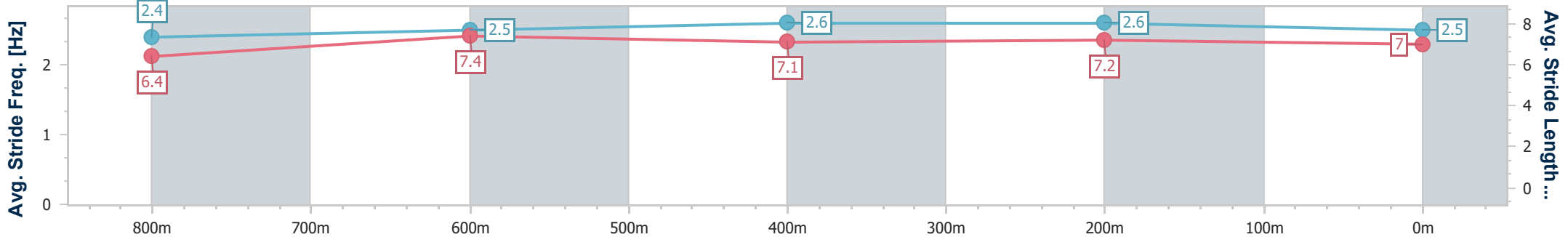
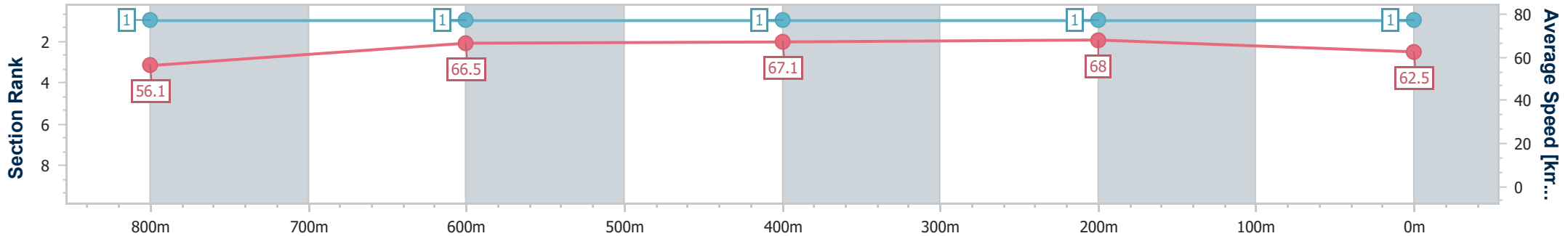
12 October 2024 - 14:07

Track Rating: Good 4, Weather: Fine, Rail Position: +4m Entire



BRISBANE
RACING CLUB

Section	Overall	800m	600m	400m	200m
Section Times	0:56.54 [1] (0:12.86)	0:43.68 [1] (0:10.91)	0:32.77 [1] (0:10.67)	0:22.10 [1] (0:10.57)	0:11.53 [1] (0:11.53)
Average Speed [km/h]	56.1	66.5	67.1	68.0	62.5
Top Speed [km/h]	69.7	68.2	68.3	69.7	66.7
Avg. Dist. to Rail [m]	2.7	0.9	0.9	1.1	2.7
Avg. Stride Freq. [Hz]	2.4	2.5	2.6	2.6	2.5
Avg. Stride Length [m]	6.4	7.4	7.1	7.2	7.0



- [] Ranking at each section and finish
- .-.- No data available at this section
- NA No data available



Horse/Jockey Name	Rubiquitous
Final Rank	2
Fastest Section Time (Section)	0:10.62 (400m)
Top Speed [km/h] (Section)	69.7 (600m)
Race State	Finished



Eagle Farm QLD Professional
Race 5: LADBROKES RACING CLUB OPEN Handicap -
WEIGHTS RAISED 1KG - 1000m

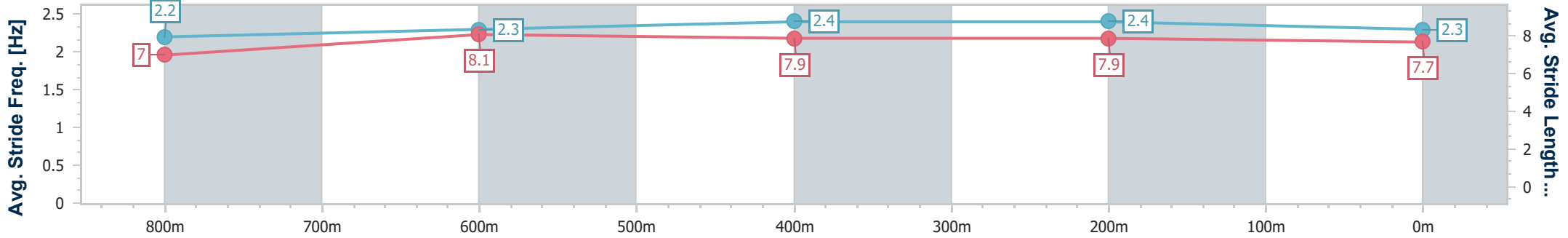
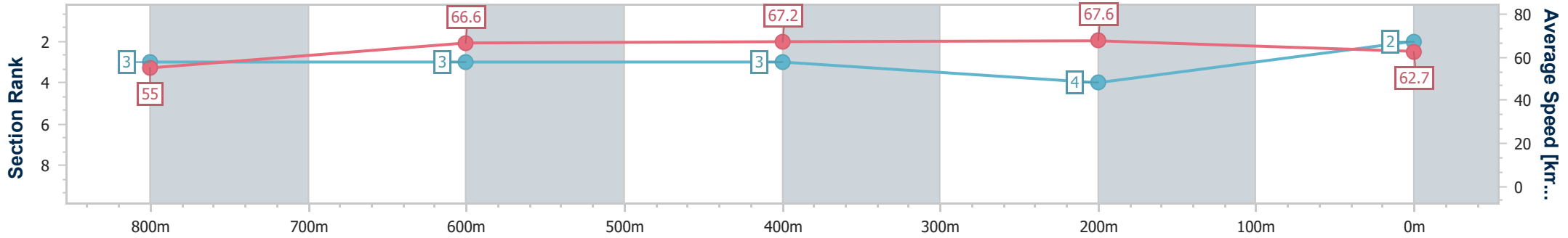
12 October 2024 - 14:07

Track Rating: Good 4, Weather: Fine, Rail Position: +4m Entire



BRISBANE
RACING CLUB

Section	Overall	800m	600m	400m	200m
Section Times	0:56.75 [2] (0:13.17)	0:43.58 [3] (0:10.80)	0:32.78 [3] (0:10.67)	0:22.11 [3] (0:10.62)	0:11.49 [4] (0:11.49)
Average Speed [km/h]	55.0	66.6	67.2	67.6	62.7
Top Speed [km/h]	68.3	68.1	69.7	69.7	66.2
Avg. Dist. to Rail [m]	4.3	0.4	1.4	0.7	1.7
Avg. Stride Freq. [Hz]	2.2	2.3	2.4	2.4	2.3
Avg. Stride Length [m]	7.0	8.1	7.9	7.9	7.7



- [] Ranking at each section and finish
- .-.- No data available at this section
- NA No data available



Horse/Jockey Name	Tiger Shark
Final Rank	3
Fastest Section Time (Section)	0:10.56 (400m)
Top Speed [km/h] (Section)	70.0 (600m)
Race State	Finished



Eagle Farm QLD Professional
Race 5: LADBROKES RACING CLUB OPEN Handicap -
WEIGHTS RAISED 1KG - 1000m

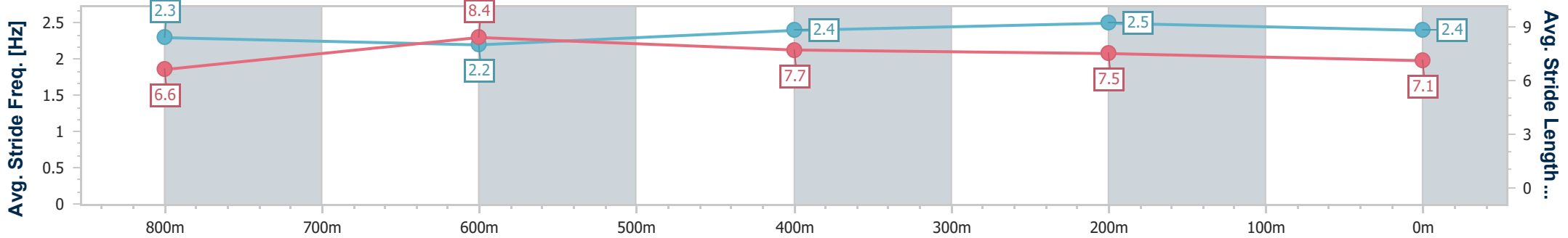
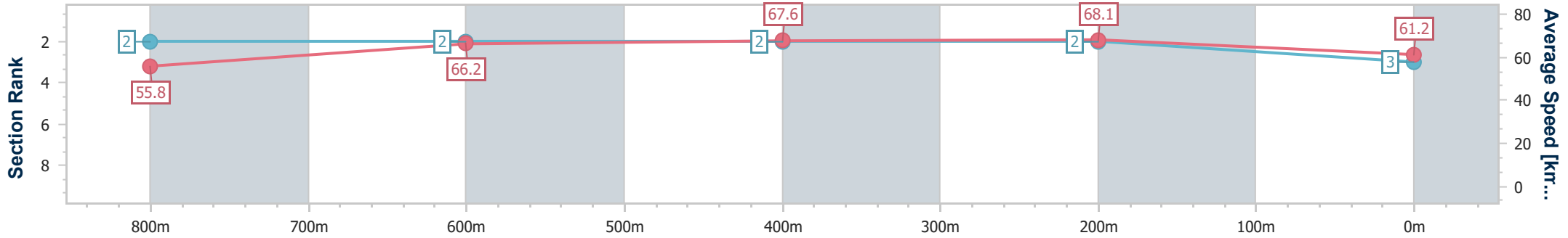
12 October 2024 - 14:07

Track Rating: Good 4, Weather: Fine, Rail Position: +4m Entire



BRISBANE
RACING CLUB

Section	Overall	800m	600m	400m	200m
Section Times	0:56.84 [3] (0:12.97)	0:43.87 [2] (0:10.90)	0:32.97 [2] (0:10.65)	0:22.32 [2] (0:10.56)	0:11.76 [2] (0:11.76)
Average Speed [km/h]	55.8	66.2	67.6	68.1	61.2
Top Speed [km/h]	67.6	67.3	70.0	69.5	66.8
Avg. Dist. to Rail [m]	3.1	0.2	0.3	2.5	4.0
Avg. Stride Freq. [Hz]	2.3	2.2	2.4	2.5	2.4
Avg. Stride Length [m]	6.6	8.4	7.7	7.5	7.1



- [] Ranking at each section and finish
- .-.- No data available at this section
- NA No data available



Horse/Jockey Name	Nashira
Final Rank	4
Fastest Section Time (Section)	0:10.56 (400m)
Top Speed [km/h] (Section)	71.4 (400m)
Race State	Finished



Eagle Farm QLD Professional
 Race 5: LADBROKES RACING CLUB OPEN Handicap -
 WEIGHTS RAISED 1KG - 1000m

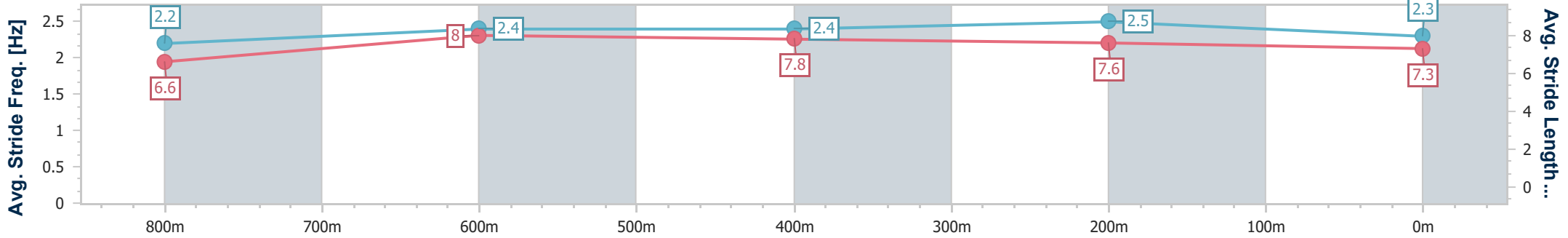
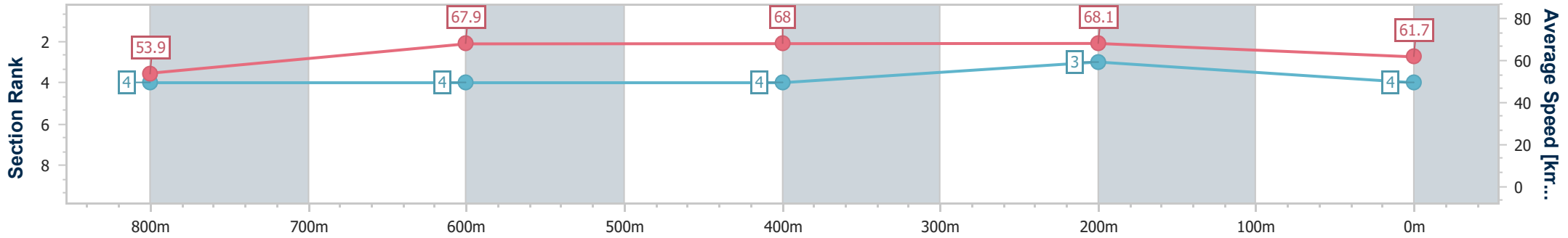
12 October 2024 - 14:07

Track Rating: Good 4, Weather: Fine, Rail Position: +4m Entire



BRISBANE
 RACING CLUB

Section	Overall	800m	600m	400m	200m
Section Times	0:56.87 [4] (0:13.42)	0:43.45 [4] (0:10.60)	0:32.85 [4] (0:10.63)	0:22.22 [4] (0:10.56)	0:11.66 [3] (0:11.66)
Average Speed [km/h]	53.9	67.9	68.0	68.1	61.7
Top Speed [km/h]	68.8	70.3	70.5	71.4	65.5
Avg. Dist. to Rail [m]	4.7	0.5	0.6	4.0	5.0
Avg. Stride Freq. [Hz]	2.2	2.4	2.4	2.5	2.3
Avg. Stride Length [m]	6.6	8.0	7.8	7.6	7.3



- [] Ranking at each section and finish
- .-.- No data available at this section
- NA No data available



Horse/Jockey Name	Goldsborough
Final Rank	5
Fastest Section Time (Section)	0:10.45 (800m)
Top Speed [km/h] (Section)	71.3 (800m)
Race State	Finished



Eagle Farm QLD Professional
Race 5: LADBROKES RACING CLUB OPEN Handicap -
WEIGHTS RAISED 1KG - 1000m

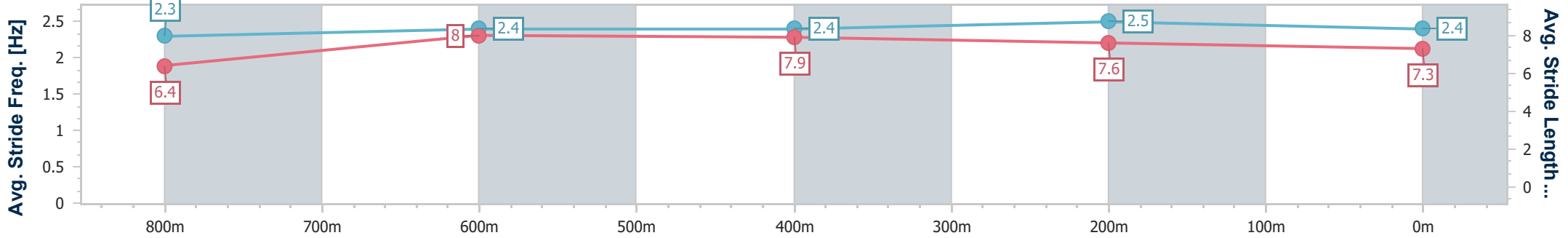
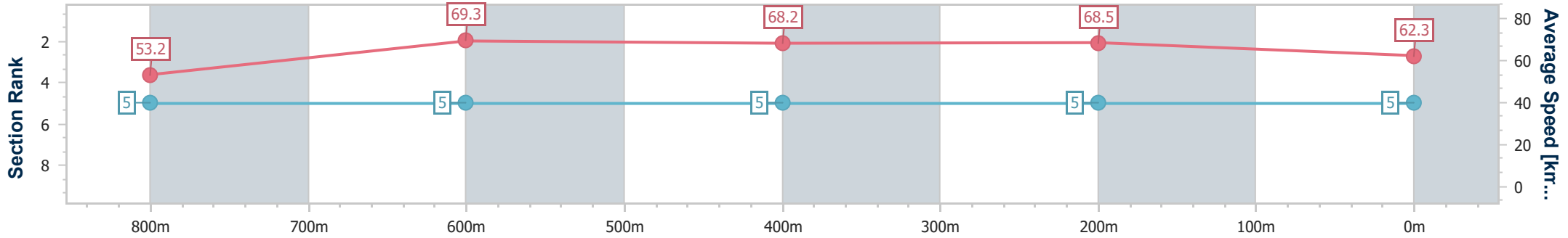
12 October 2024 - 14:07

Track Rating: Good 4, Weather: Fine, Rail Position: +4m Entire



BRISBANE
RACING CLUB

Section	Overall	800m	600m	400m	200m
Section Times	0:56.91 [5] (0:13.65)	0:43.26 [5] (0:10.45)	0:32.81 [5] (0:10.75)	0:22.06 [5] (0:10.51)	0:11.55 [5] (0:11.55)
Average Speed [km/h]	53.2	69.3	68.2	68.5	62.3
Top Speed [km/h]	68.9	71.3	70.6	70.6	66.6
Avg. Dist. to Rail [m]	6.1	1.9	3.1	5.0	6.6
Avg. Stride Freq. [Hz]	2.3	2.4	2.4	2.5	2.4
Avg. Stride Length [m]	6.4	8.0	7.9	7.6	7.3



- [] Ranking at each section and finish
- .-.- No data available at this section
- NA No data available



Horse/Jockey Name	Tara Jasmine
Final Rank	6
Fastest Section Time (Section)	0:10.56 (800m)
Top Speed [km/h] (Section)	70.1 (800m)
Race State	Finished



Eagle Farm QLD Professional
Race 5: LADBROKES RACING CLUB OPEN Handicap -
WEIGHTS RAISED 1KG - 1000m

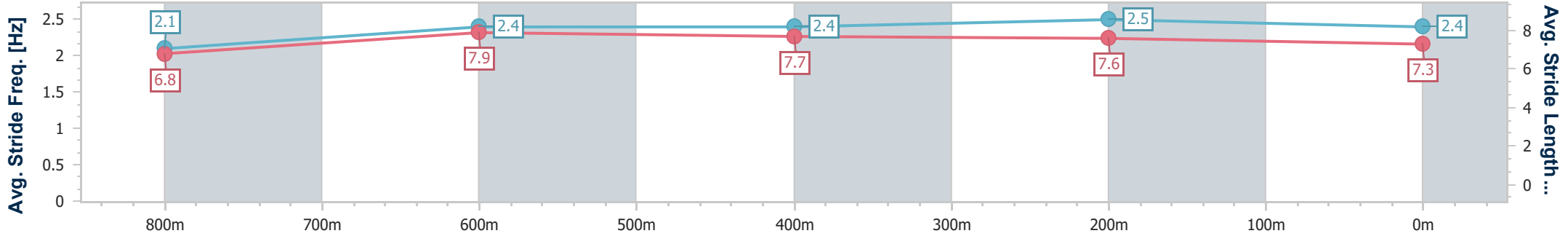
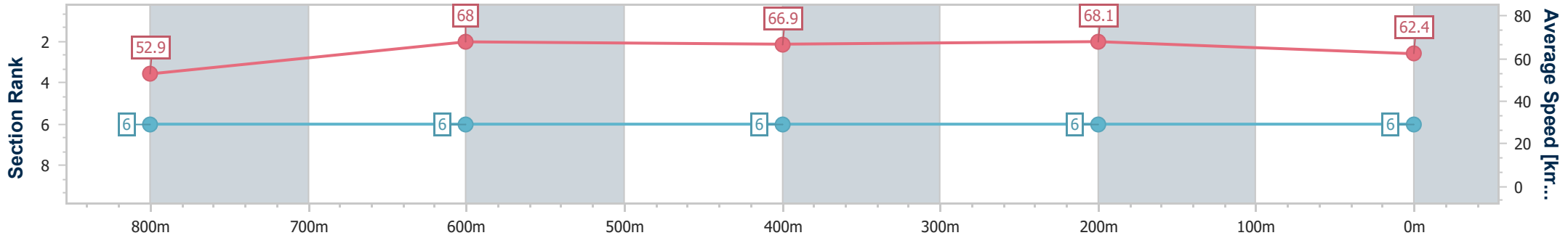
12 October 2024 - 14:07

Track Rating: Good 4, Weather: Fine, Rail Position: +4m Entire



BRISBANE
RACING CLUB

Section	Overall	800m	600m	400m	200m
Section Times	0:57.13 [6] (0:13.66)	0:43.47 [6] (0:10.56)	0:32.91 [6] (0:10.80)	0:22.11 [6] (0:10.56)	0:11.55 [6] (0:11.55)
Average Speed [km/h]	52.9	68.0	66.9	68.1	62.4
Top Speed [km/h]	69.1	70.1	68.3	69.0	66.1
Avg. Dist. to Rail [m]	2.7	0.3	1.1	3.7	3.2
Avg. Stride Freq. [Hz]	2.1	2.4	2.4	2.5	2.4
Avg. Stride Length [m]	6.8	7.9	7.7	7.6	7.3



- [] Ranking at each section and finish
- .-.- No data available at this section
- NA No data available



Eagle Farm QLD Professional

Race 6: DrinkWise Class 3 Handicap - 1500m

12 October 2024 - 14:45



BRISBANE
RACING CLUB

Track Rating: Good 4, Weather: Fine, Rail Position: +4m Entire

Section		Overall	1400m	1200m	1000m	800m	600m	400m	Last 600m				
Field Times		1:29.23 (0:08.28)	1:20.95 (0:11.26)	1:09.69 (0:11.36)	0:58.33 (0:11.77)	0:46.56 (0:11.61)	0:34.95 (0:11.61)	0:23.34 (0:11.36)	0:34.95				
Rank	TAB Horse/Jockey	Barrier	Top Speed [km/h]	Fastest Section	Distance Travelled [m]								
1	9 CASTILLIAN James Orman	2	65.7 400m	0:08.37 Overall	1:29.23 [1] (0:08.37)	1:20.86 [5] (0:11.38)	1:09.48 [5] (0:11.49)	0:57.99 [5] (0:11.74)	0:46.25 [3] (0:11.57)	0:34.68 [5] (0:11.53)	0:23.15 [4] (0:11.17)	0:34.68	
2	15 MOOTESSA Nikita Beriman	5	65.5 1400m	0:08.28 Overall	1:29.54 [2] (0:08.28)	1:21.26 [1] (0:11.26)	1:10.00 [1] (0:11.41)	0:58.59 [2] (0:11.76)	0:46.83 [2] (0:11.64)	0:35.19 [2] (0:11.54)	0:23.65 [1] (0:11.51)	0:35.19	+1
3	10 VOLCANIC LOVE Robbie Dolan	7	65.0 400m	0:08.39 Overall	1:29.58 [3] (0:08.39)	1:21.19 [6] (0:11.34)	1:09.85 [4] (0:11.60)	0:58.25 [6] (0:11.90)	0:46.35 [6] (0:11.48)	0:34.87 [7] (0:11.58)	0:23.29 [7] (0:11.25)	0:34.87	+5
4	13 CONNEWARRE Cejay Graham	4	64.5 400m	0:08.59 Overall	1:29.78 [4] (0:08.59)	1:21.19 [8] (0:11.41)	1:09.78 [7] (0:11.52)	0:58.26 [7] (0:11.72)	0:46.54 [7] (0:11.58)	0:34.96 [8] (0:11.57)	0:23.39 [8] (0:11.29)	0:34.96	+2
5	17 BOLD SMUGGLER Ron Stewart	12	65.7 400m	0:08.55 Overall	1:29.87 [5] (0:08.55)	1:21.32 [7] (0:11.76)	1:09.56 [10] (0:11.54)	0:58.02 [10] (0:11.79)	0:46.23 [10] (0:11.58)	0:34.65 [10] (0:11.46)	0:23.19 [10] (0:11.20)	0:34.65	+6
6	4 READY AZZ EVA Jag Guthmann-Chester	11	64.3 1400m	0:08.66 Overall	1:29.91 [6] (0:08.66)	1:21.25 [9] (0:11.40)	1:09.85 [9] (0:11.64)	0:58.21 [9] (0:11.61)	0:46.60 [8] (0:11.35)	0:35.25 [6] (0:11.56)	0:23.69 [6] (0:11.39)	0:35.25	+2
7	14 WHO ORDERED DAFISH Emily Lang	8	65.3 1400m	0:08.32 Overall	1:29.92 [7] (0:08.32)	1:21.60 [2] (0:11.29)	1:10.31 [2] (0:11.58)	0:58.73 [3] (0:11.80)	0:46.93 [4] (0:11.52)	0:35.41 [4] (0:11.63)	0:23.78 [5] (0:11.48)	0:35.41	+2
8	1 ADELAD Cody Collis	9	65.4 1200m	0:08.36 Overall	1:29.96 [8] (0:08.36)	1:21.60 [4] (0:11.25)	1:10.35 [3] (0:11.29)	0:59.06 [1] (0:11.77)	0:47.29 [1] (0:11.61)	0:35.68 [1] (0:11.62)	0:24.06 [2] (0:11.59)	0:35.68	+7
9	6 ALDEENAARY Andrew Mallyon	6	64.9 400m	0:08.68 Overall	1:30.08 [9] (0:08.68)	1:21.40 [10] (0:11.36)	1:10.04 [8] (0:11.53)	0:58.51 [8] (0:11.95)	0:46.56 [9] (0:11.53)	0:35.03 [9] (0:11.51)	0:23.52 [9] (0:11.29)	0:35.03	+6
10	3 AMERICAN PHIREBALL Noel Callow	10	65.2 1200m	0:08.34 Overall	1:30.08 [10] (0:08.34)	1:21.74 [3] (0:11.63)	1:10.11 [6] (0:11.27)	0:58.84 [4] (0:11.77)	0:47.07 [5] (0:11.42)	0:35.65 [3] (0:11.59)	0:24.06 [3] (0:11.50)	0:35.65	+9

Scratched: Super Chilled (#5), Kerkorian (#12), Wonderland Star (#16), Devocean (#11), Bandasha (#7), Picupstixx (#18), Billionair Baby (#2), Better Be Nordy (#8)

Report Created: Sat 12 October 2024 15:27 GMT+1 (Note: Timing is based on position data)

Page 1/12

[] Ranking at each section and finish
 -:-:- No data available at this section
 NA No data available
 SCN Saddle cloth number
 DNF Did not finish
 DNT Did not track

data processed by TRIPLES DATA



Eagle Farm QLD Professional

Race 6: DrinkWise Class 3 Handicap - 1500m

12 October 2024 - 14:45



BRISBANE
RACING CLUB

Track Rating: Good 4, Weather: Fine, Rail Position: +4m Entire

Section				200m				Last 600m	
Field Times				0:11.98				0:34.95	
				(0:11.98)					
Rank	TAB	Horse/Jockey	Barrier	Top Speed [km/h]	Fastest Section	Margin			Distance Travelled [m]
1	9	CASTILLIAN James Orman	2	65.7 400m	0:08.37 Overall	0:11.98 [1] (0:11.98)	1:29.23		0:34.68
2	15	MOOTESSA Nikita Beriman	5	65.5 1400m	0:08.28 Overall	0:12.14 [2] (0:12.14)	1.8L		0:35.19 +1
3	10	VOLCANIC LOVE Robbie Dolan	7	65.0 400m	0:08.39 Overall	0:12.04 [5] (0:12.04)	2.06L		0:34.87 +5
4	13	CONNEWARRE Cejay Graham	4	64.5 400m	0:08.59 Overall	0:12.10 [8] (0:12.10)	3.22L		0:34.96 +2
5	17	BOLD SMUGGLER Ron Stewart	12	65.7 400m	0:08.55 Overall	0:11.99 [10] (0:11.99)	3.74L		0:34.65 +6
6	4	READY AZZ EVA Jag Guthmann-Chester	11	64.3 1400m	0:08.66 Overall	0:12.30 [6] (0:12.30)	4L		0:35.25 +2
7	14	WHO ORDERED DAFISH Emily Lang	8	65.3 1400m	0:08.32 Overall	0:12.30 [7] (0:12.30)	4.05L		0:35.41 +2
8	1	ADELAD Cody Collis	9	65.4 1200m	0:08.36 Overall	0:12.47 [3] (0:12.47)	4.31L		0:35.68 +7
9	6	ALDEENAARY Andrew Mallyon	6	64.9 400m	0:08.68 Overall	0:12.23 [9] (0:12.23)	4.97L		0:35.03 +6
10	3	AMERICAN PHIREBALL Noel Callow	10	65.2 1200m	0:08.34 Overall	0:12.56 [4] (0:12.56)	4.98L		0:35.65 +9

Scratched: Super Chilled (#5), Kerkorian (#12), Wonderland Star (#16), Devocean (#11), Bandasha (#7), Picupstixx (#18), Billionair Baby (#2), Better Be Nordy (#8)

Report Created: Sat 12 October 2024 15:27 GMT+1 (Note: Timing is based on position data)

Page 2/12

[] Ranking at each section and finish
 -:-:- No data available at this section
 NA No data available

SCN Saddle cloth number
 DNF Did not finish
 DNT Did not track

data processed by  TRIPLESDATA



Horse/Jockey Name	Castillian
Final Rank	1
Fastest Section Time (Section)	0:08.37 (Overall)
Top Speed [km/h] (Section)	65.7 (400m)
Race State	Finished



Eagle Farm QLD Professional

Race 6: DrinkWise Class 3 Handicap - 1500m

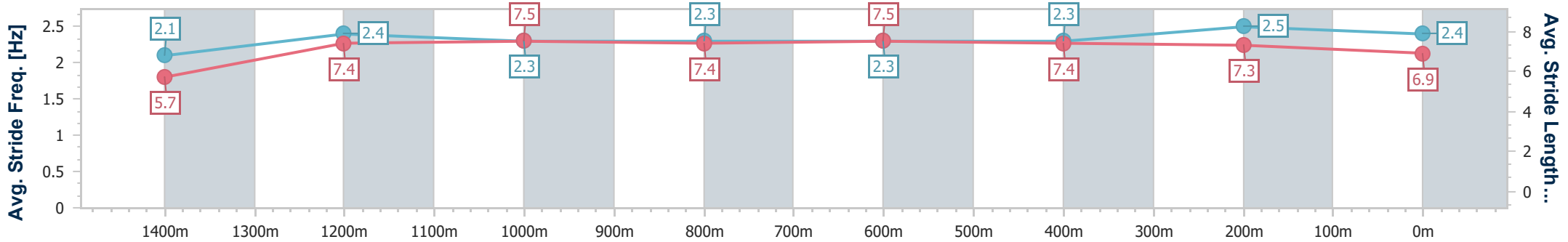
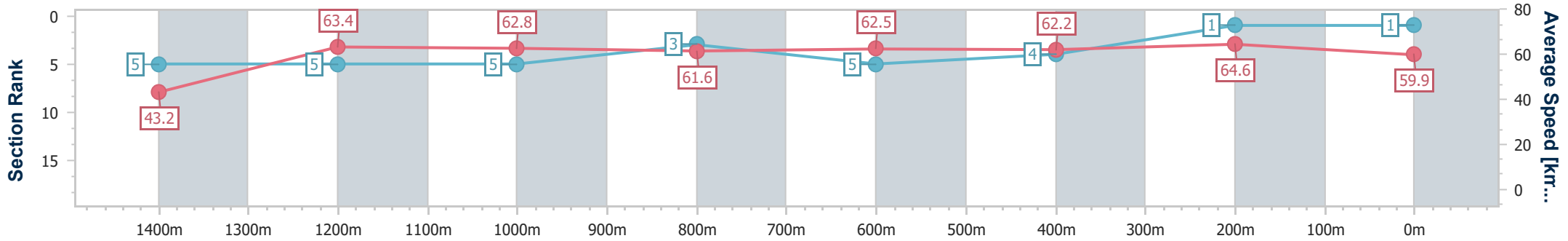
12 October 2024 - 14:45

Track Rating: Good 4, Weather: Fine, Rail Position: +4m Entire



BRISBANE RACING CLUB

Section	Overall	1400m	1200m	1000m	800m	600m	400m	200m
Section Times	1:29.23 [1] (0:08.37)	1:20.86 [5] (0:11.38)	1:09.48 [5] (0:11.49)	0:57.99 [5] (0:11.74)	0:46.25 [3] (0:11.57)	0:34.68 [5] (0:11.53)	0:23.15 [4] (0:11.17)	0:11.98 [1] (0:11.98)
Average Speed [km/h]	43.2	63.4	62.8	61.6	62.5	62.2	64.6	59.9
Top Speed [km/h]	61.3	64.6	63.5	62.9	63.3	65.2	65.7	63.2
Avg. Dist. to Rail [m]	8.2	1.5	1.9	1.3	0.4	0.2	0.3	0.6
Avg. Stride Freq. [Hz]	2.1	2.4	2.3	2.3	2.3	2.3	2.5	2.4
Avg. Stride Length [m]	5.7	7.4	7.5	7.4	7.5	7.4	7.3	6.9



- [] Ranking at each section and finish
- .-.- No data available at this section
- NA No data available



Horse/Jockey Name	Mootessa
Final Rank	2
Fastest Section Time (Section)	0:08.28 (Overall)
Top Speed [km/h] (Section)	65.5 (1400m)
Race State	Finished



Eagle Farm QLD Professional

Race 6: DrinkWise Class 3 Handicap - 1500m

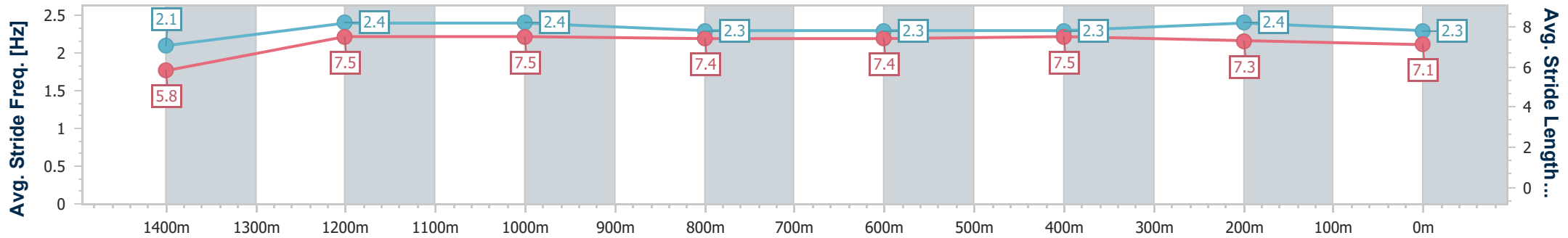
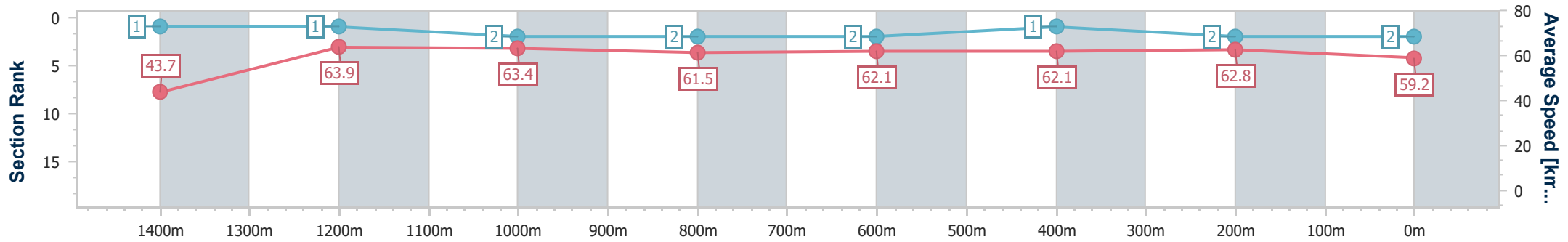
12 October 2024 - 14:45

Track Rating: Good 4, Weather: Fine, Rail Position: +4m Entire



BRISBANE RACING CLUB

Section	Overall	1400m	1200m	1000m	800m	600m	400m	200m
Section Times	1:29.54 [2] (0:08.28)	1:21.26 [1] (0:11.26)	1:10.00 [1] (0:11.41)	0:58.59 [2] (0:11.76)	0:46.83 [2] (0:11.64)	0:35.19 [2] (0:11.54)	0:23.65 [1] (0:11.51)	0:12.14 [2] (0:12.14)
Average Speed [km/h]	43.7	63.9	63.4	61.5	62.1	62.1	62.8	59.2
Top Speed [km/h]	62.8	65.5	64.5	63.2	63.1	64.5	64.0	62.1
Avg. Dist. to Rail [m]	9.8	1.4	1.0	1.3	0.8	0.5	1.0	1.6
Avg. Stride Freq. [Hz]	2.1	2.4	2.4	2.3	2.3	2.3	2.4	2.3
Avg. Stride Length [m]	5.8	7.5	7.5	7.4	7.4	7.5	7.3	7.1



- [] Ranking at each section and finish
- .-.- No data available at this section
- NA No data available



Horse/Jockey Name	Volcanic Love
Final Rank	3
Fastest Section Time (Section)	0:08.39 (Overall)
Top Speed [km/h] (Section)	65.0 (400m)
Race State	Finished



Eagle Farm QLD Professional

Race 6: DrinkWise Class 3 Handicap - 1500m

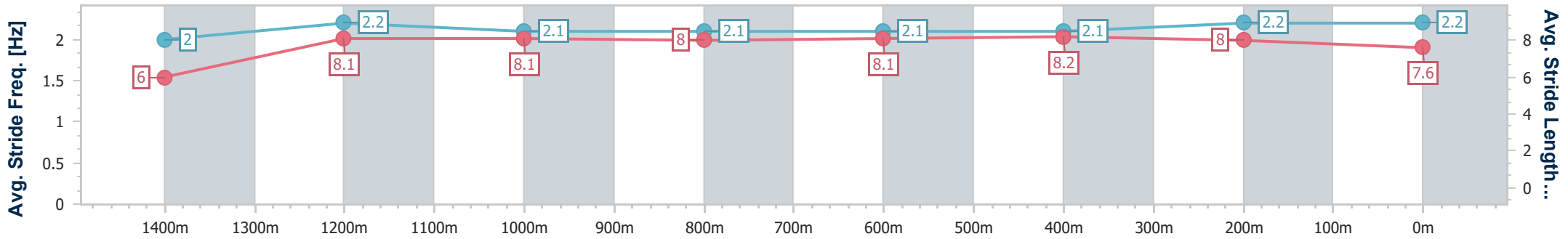
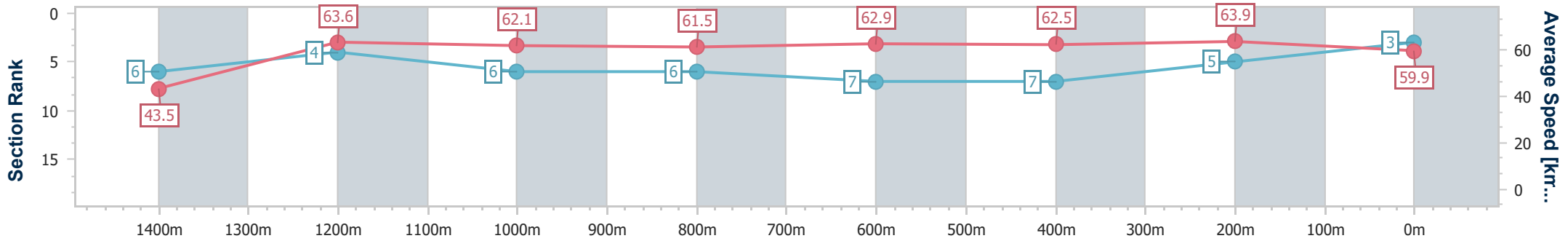
12 October 2024 - 14:45

Track Rating: Good 4, Weather: Fine, Rail Position: +4m Entire



BRISBANE RACING CLUB

Section	Overall	1400m	1200m	1000m	800m	600m	400m	200m
Section Times	1:29.58 [3] (0:08.39)	1:21.19 [6] (0:11.34)	1:09.85 [4] (0:11.60)	0:58.25 [6] (0:11.90)	0:46.35 [6] (0:11.48)	0:34.87 [7] (0:11.58)	0:23.29 [7] (0:11.25)	0:12.04 [5] (0:12.04)
Average Speed [km/h]	43.5	63.6	62.1	61.5	62.9	62.5	63.9	59.9
Top Speed [km/h]	62.8	64.1	63.1	62.9	63.5	64.9	65.0	62.9
Avg. Dist. to Rail [m]	11.3	2.6	3.4	3.0	1.4	0.7	3.3	3.4
Avg. Stride Freq. [Hz]	2.0	2.2	2.1	2.1	2.1	2.1	2.2	2.2
Avg. Stride Length [m]	6.0	8.1	8.1	8.0	8.1	8.2	8.0	7.6



- [] Ranking at each section and finish
- .-.- No data available at this section
- NA No data available



Horse/Jockey Name	Connewarre
Final Rank	4
Fastest Section Time (Section)	0:08.59 (Overall)
Top Speed [km/h] (Section)	64.5 (400m)
Race State	Finished



Eagle Farm QLD Professional

Race 6: DrinkWise Class 3 Handicap - 1500m

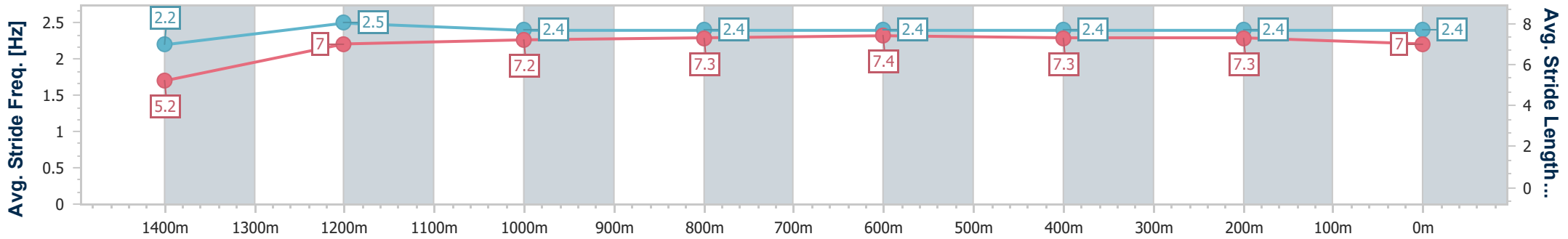
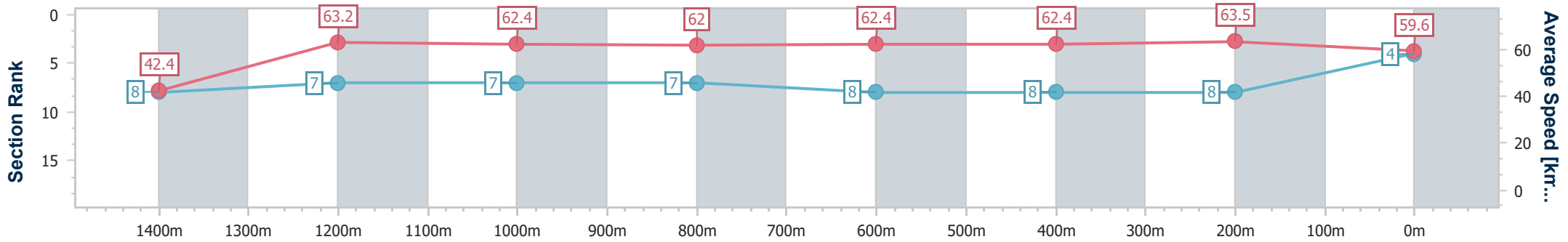
12 October 2024 - 14:45

Track Rating: Good 4, Weather: Fine, Rail Position: +4m Entire



BRISBANE RACING CLUB

Section	Overall	1400m	1200m	1000m	800m	600m	400m	200m
Section Times	1:29.78 [4] (0:08.59)	1:21.19 [8] (0:11.41)	1:09.78 [7] (0:11.52)	0:58.26 [7] (0:11.72)	0:46.54 [7] (0:11.58)	0:34.96 [8] (0:11.57)	0:23.39 [8] (0:11.29)	0:12.10 [8] (0:12.10)
Average Speed [km/h]	42.4	63.2	62.4	62.0	62.4	62.4	63.5	59.6
Top Speed [km/h]	62.0	63.8	64.1	63.0	63.9	64.3	64.5	62.2
Avg. Dist. to Rail [m]	8.6	1.1	1.9	1.4	1.4	0.6	0.4	0.7
Avg. Stride Freq. [Hz]	2.2	2.5	2.4	2.4	2.4	2.4	2.4	2.4
Avg. Stride Length [m]	5.2	7.0	7.2	7.3	7.4	7.3	7.3	7.0



- [] Ranking at each section and finish
- .-.- No data available at this section
- NA No data available



Horse/Jockey Name	Bold Smuggler
Final Rank	5
Fastest Section Time (Section)	0:08.55 (Overall)
Top Speed [km/h] (Section)	65.7 (400m)
Race State	Finished



Eagle Farm QLD Professional

Race 6: DrinkWise Class 3 Handicap - 1500m

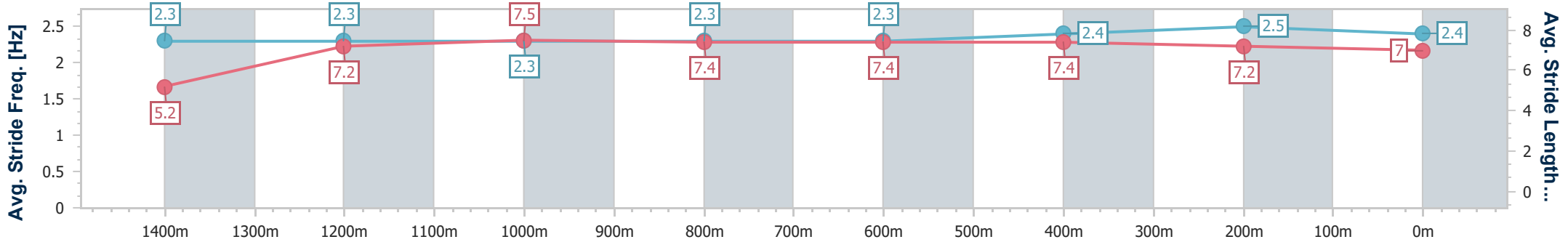
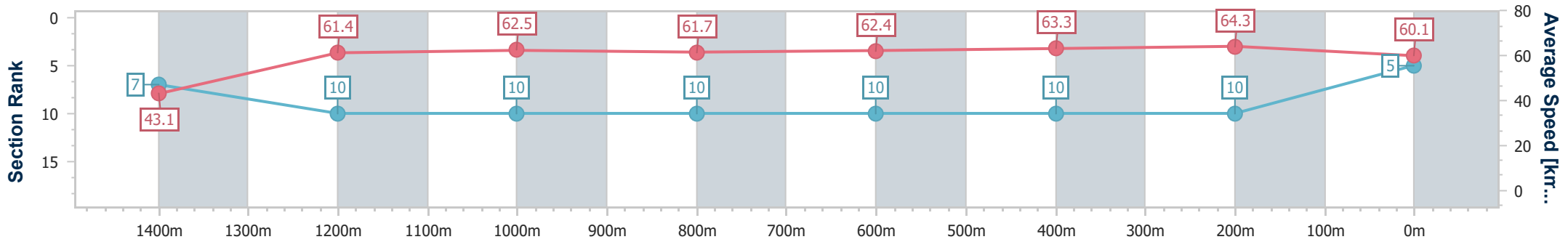
12 October 2024 - 14:45

Track Rating: Good 4, Weather: Fine, Rail Position: +4m Entire



BRISBANE RACING CLUB

Section	Overall	1400m	1200m	1000m	800m	600m	400m	200m
Section Times	1:29.87 [5] (0:08.55)	1:21.32 [7] (0:11.76)	1:09.56 [10] (0:11.54)	0:58.02 [10] (0:11.79)	0:46.23 [10] (0:11.58)	0:34.65 [10] (0:11.46)	0:23.19 [10] (0:11.20)	0:11.99 [10] (0:11.99)
Average Speed [km/h]	43.1	61.4	62.5	61.7	62.4	63.3	64.3	60.1
Top Speed [km/h]	59.1	63.1	63.7	62.5	63.6	64.5	65.7	62.6
Avg. Dist. to Rail [m]	17.0	4.2	3.2	2.7	1.2	1.0	5.6	6.5
Avg. Stride Freq. [Hz]	2.3	2.3	2.3	2.3	2.3	2.4	2.5	2.4
Avg. Stride Length [m]	5.2	7.2	7.5	7.4	7.4	7.4	7.2	7.0



- [] Ranking at each section and finish
- .-.- No data available at this section
- NA No data available



Horse/Jockey Name	Ready Azz Eva
Final Rank	6
Fastest Section Time (Section)	0:08.66 (Overall)
Top Speed [km/h] (Section)	64.3 (1400m)
Race State	Finished



Eagle Farm QLD Professional

Race 6: DrinkWise Class 3 Handicap - 1500m

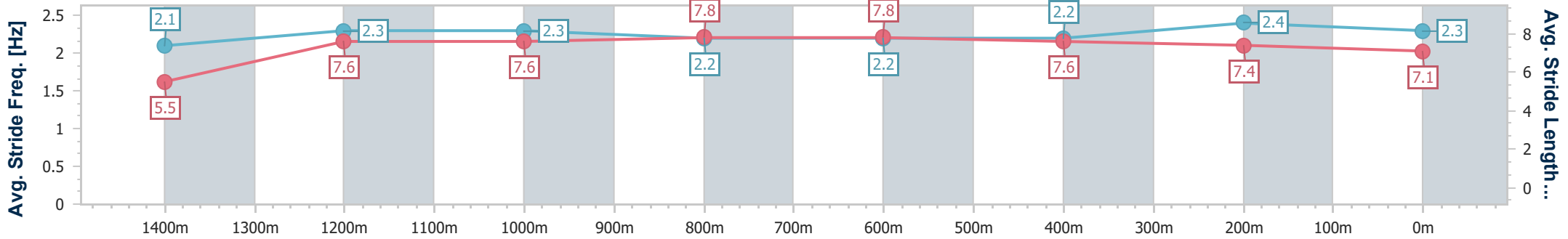
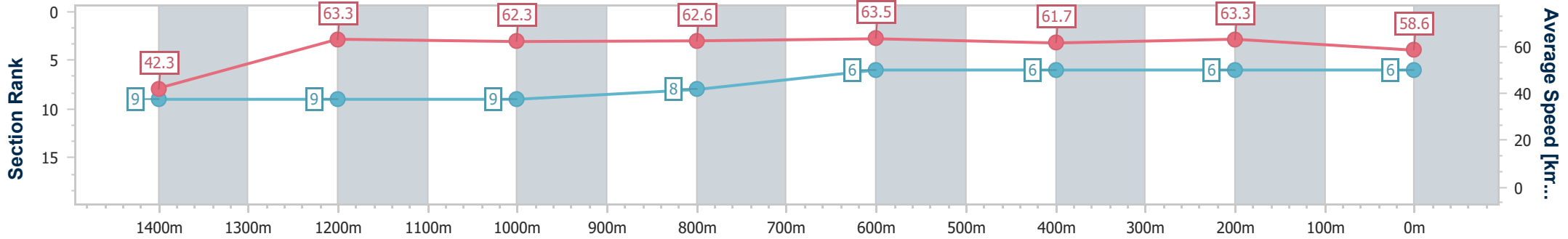
12 October 2024 - 14:45

Track Rating: Good 4, Weather: Fine, Rail Position: +4m Entire



BRISBANE RACING CLUB

Section	Overall	1400m	1200m	1000m	800m	600m	400m	200m
Section Times	1:29.91 [6] (0:08.66)	1:21.25 [9] (0:11.40)	1:09.85 [9] (0:11.64)	0:58.21 [9] (0:11.61)	0:46.60 [8] (0:11.35)	0:35.25 [6] (0:11.56)	0:23.69 [6] (0:11.39)	0:12.30 [6] (0:12.30)
Average Speed [km/h]	42.3	63.3	62.3	62.6	63.5	61.7	63.3	58.6
Top Speed [km/h]	64.1	64.3	63.4	63.4	63.8	62.6	64.0	62.4
Avg. Dist. to Rail [m]	14.0	3.5	4.9	2.3	0.5	1.2	2.0	3.9
Avg. Stride Freq. [Hz]	2.1	2.3	2.3	2.2	2.2	2.2	2.4	2.3
Avg. Stride Length [m]	5.5	7.6	7.6	7.8	7.8	7.6	7.4	7.1



- [] Ranking at each section and finish
- .-.- No data available at this section
- NA No data available



Horse/Jockey Name	Who Ordered Dafish
Final Rank	7
Fastest Section Time (Section)	0:08.32 (Overall)
Top Speed [km/h] (Section)	65.3 (1400m)
Race State	Finished



Eagle Farm QLD Professional

Race 6: DrinkWise Class 3 Handicap - 1500m

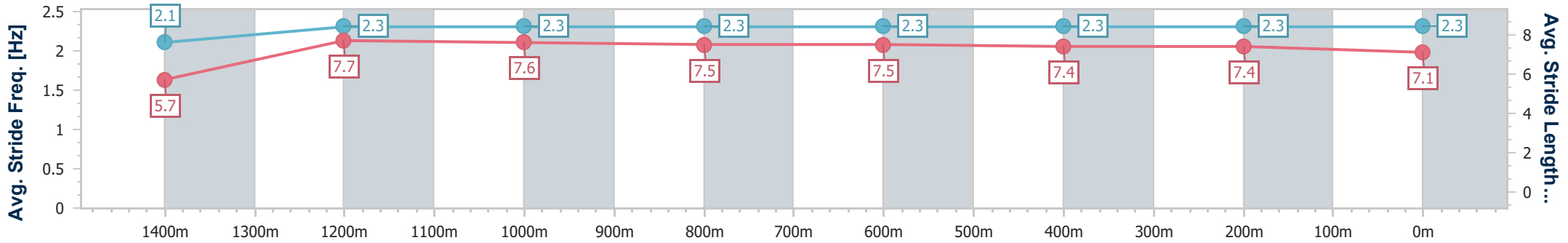
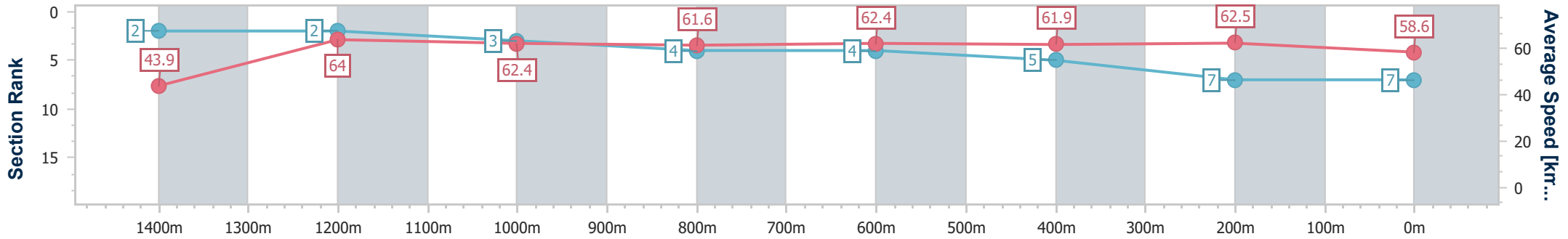
12 October 2024 - 14:45

Track Rating: Good 4, Weather: Fine, Rail Position: +4m Entire



BRISBANE RACING CLUB

Section	Overall	1400m	1200m	1000m	800m	600m	400m	200m
Section Times	1:29.92 [7] (0:08.32)	1:21.60 [2] (0:11.29)	1:10.31 [2] (0:11.58)	0:58.73 [3] (0:11.80)	0:46.93 [4] (0:11.52)	0:35.41 [4] (0:11.63)	0:23.78 [5] (0:11.48)	0:12.30 [7] (0:12.30)
Average Speed [km/h]	43.9	64.0	62.4	61.6	62.4	61.9	62.5	58.6
Top Speed [km/h]	62.7	65.3	62.6	62.4	63.4	64.4	64.5	60.6
Avg. Dist. to Rail [m]	12.6	3.4	2.8	2.1	0.4	0.4	0.6	0.6
Avg. Stride Freq. [Hz]	2.1	2.3	2.3	2.3	2.3	2.3	2.3	2.3
Avg. Stride Length [m]	5.7	7.7	7.6	7.5	7.5	7.4	7.4	7.1



- [] Ranking at each section and finish
- .-.- No data available at this section
- NA No data available



Horse/Jockey Name	Adelad
Final Rank	8
Fastest Section Time (Section)	0:08.36 (Overall)
Top Speed [km/h] (Section)	65.4 (1200m)
Race State	Finished



Eagle Farm QLD Professional

Race 6: DrinkWise Class 3 Handicap - 1500m

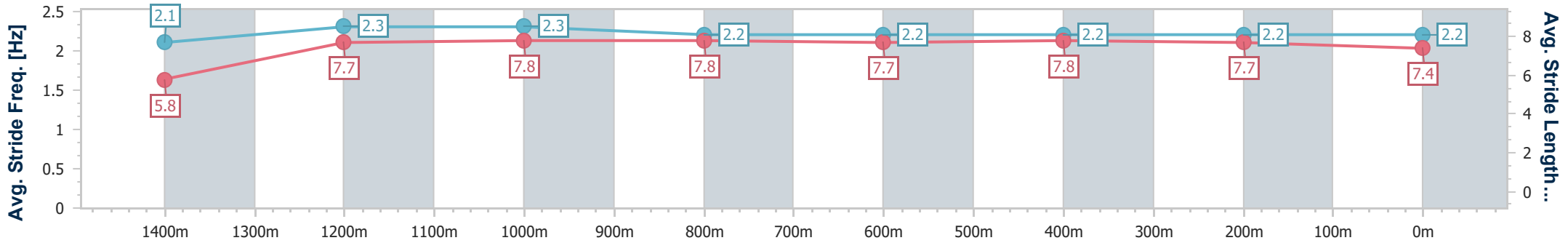
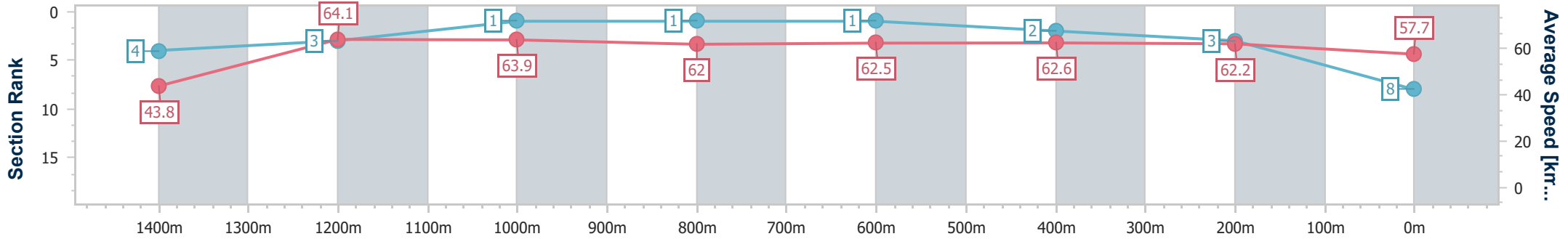
12 October 2024 - 14:45

Track Rating: Good 4, Weather: Fine, Rail Position: +4m Entire



BRISBANE RACING CLUB

Section	Overall	1400m	1200m	1000m	800m	600m	400m	200m
Section Times	1:29.96 [8] (0:08.36)	1:21.60 [4] (0:11.25)	1:10.35 [3] (0:11.29)	0:59.06 [1] (0:11.77)	0:47.29 [1] (0:11.61)	0:35.68 [1] (0:11.62)	0:24.06 [2] (0:11.59)	0:12.47 [3] (0:12.47)
Average Speed [km/h]	43.8	64.1	63.9	62.0	62.5	62.6	62.2	57.7
Top Speed [km/h]	62.4	65.3	65.4	62.6	63.2	64.1	63.3	60.0
Avg. Dist. to Rail [m]	12.7	4.3	3.5	2.5	2.0	1.7	2.8	2.8
Avg. Stride Freq. [Hz]	2.1	2.3	2.3	2.2	2.2	2.2	2.2	2.2
Avg. Stride Length [m]	5.8	7.7	7.8	7.8	7.7	7.8	7.7	7.4



- [] Ranking at each section and finish
- .-.- No data available at this section
- NA No data available



Horse/Jockey Name	Aldeenaary
Final Rank	9
Fastest Section Time (Section)	0:08.68 (Overall)
Top Speed [km/h] (Section)	64.9 (400m)
Race State	Finished



Eagle Farm QLD Professional

Race 6: DrinkWise Class 3 Handicap - 1500m

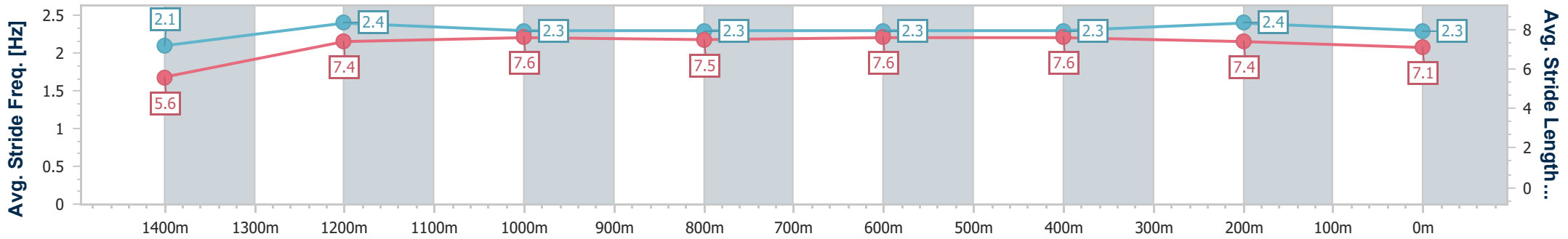
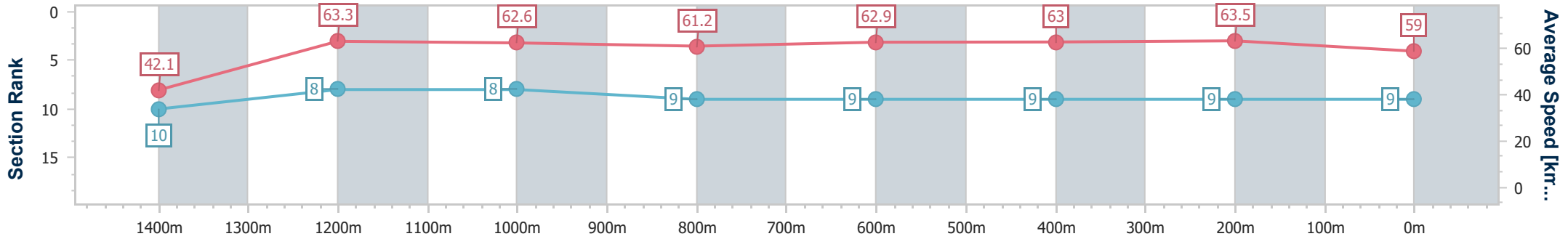
12 October 2024 - 14:45

Track Rating: Good 4, Weather: Fine, Rail Position: +4m Entire



BRISBANE RACING CLUB

Section	Overall	1400m	1200m	1000m	800m	600m	400m	200m
Section Times	1:30.08 [9] (0:08.68)	1:21.40 [10] (0:11.36)	1:10.04 [8] (0:11.53)	0:58.51 [8] (0:11.95)	0:46.56 [9] (0:11.53)	0:35.03 [9] (0:11.51)	0:23.52 [9] (0:11.29)	0:12.23 [9] (0:12.23)
Average Speed [km/h]	42.1	63.3	62.6	61.2	62.9	63.0	63.5	59.0
Top Speed [km/h]	62.1	64.7	63.2	62.3	63.7	64.7	64.9	61.7
Avg. Dist. to Rail [m]	10.8	2.2	3.7	3.6	1.5	1.0	5.4	6.0
Avg. Stride Freq. [Hz]	2.1	2.4	2.3	2.3	2.3	2.3	2.4	2.3
Avg. Stride Length [m]	5.6	7.4	7.6	7.5	7.6	7.6	7.4	7.1



- [] Ranking at each section and finish
- .-.- No data available at this section
- NA No data available



Horse/Jockey Name	American Phireball
Final Rank	10
Fastest Section Time (Section)	0:08.34 (Overall)
Top Speed [km/h] (Section)	65.2 (1200m)
Race State	Finished



Eagle Farm QLD Professional

Race 6: DrinkWise Class 3 Handicap - 1500m

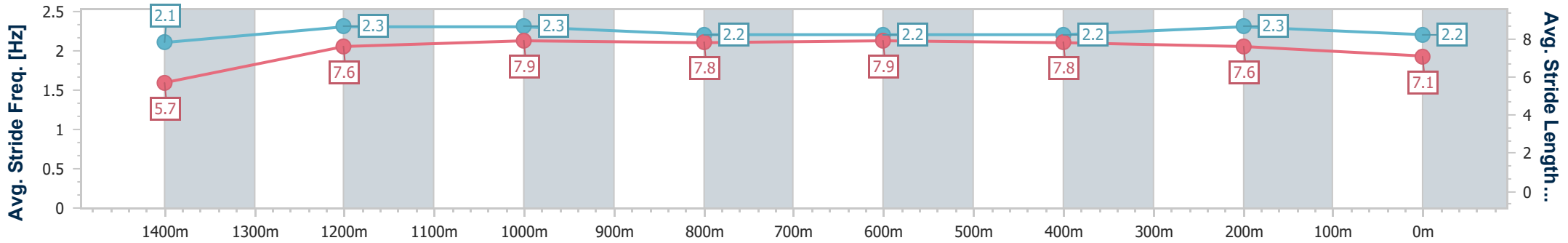
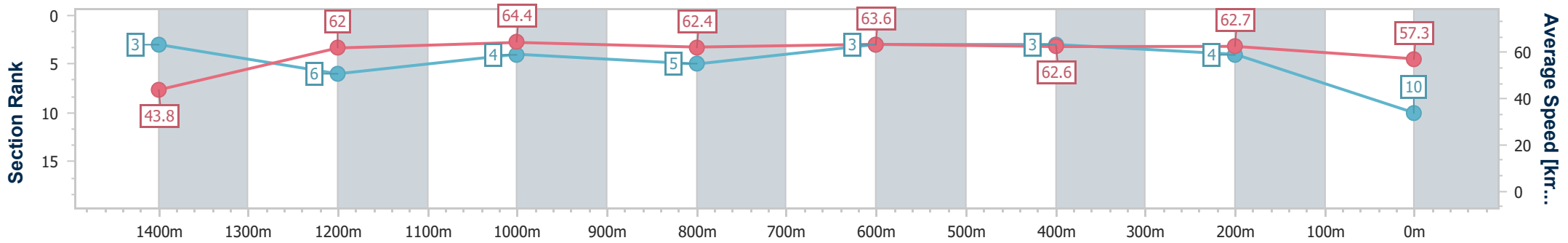
12 October 2024 - 14:45

Track Rating: Good 4, Weather: Fine, Rail Position: +4m Entire



BRISBANE RACING CLUB

Section	Overall	1400m	1200m	1000m	800m	600m	400m	200m
Section Times	1:30.08 [10] (0:08.34)	1:21.74 [3] (0:11.63)	1:10.11 [6] (0:11.27)	0:58.84 [4] (0:11.77)	0:47.07 [5] (0:11.42)	0:35.65 [3] (0:11.59)	0:24.06 [3] (0:11.50)	0:12.56 [4] (0:12.56)
Average Speed [km/h]	43.8	62.0	64.4	62.4	63.6	62.6	62.7	57.3
Top Speed [km/h]	60.1	63.8	65.2	63.2	64.2	63.5	63.8	60.4
Avg. Dist. to Rail [m]	14.2	4.7	5.7	4.5	1.7	1.8	3.4	3.0
Avg. Stride Freq. [Hz]	2.1	2.3	2.3	2.2	2.2	2.2	2.3	2.2
Avg. Stride Length [m]	5.7	7.6	7.9	7.8	7.9	7.8	7.6	7.1



- [] Ranking at each section and finish
- .-.- No data available at this section
- NA No data available



Eagle Farm QLD Professional

Race 7: The Gibson Class 4 Plate - 1200m

12 October 2024 - 15:22



BRISBANE
RACING CLUB

Track Rating: Good 4, Weather: Fine, Rail Position: +4m Entire

Section		Field Times											Last 600m				
		Overall	1000m	800m	600m	400m	200m						0:34.92				
		1:09.04 (0:13.13)	0:55.91 (0:10.37)	0:45.54 (0:10.62)	0:34.92 (0:11.10)	0:23.82 (0:11.42)	0:12.40 (0:12.40)										
Rank	TAB Horse/Jockey	Barrier	Top Speed [km/h]	Fastest Section												Margin	Distance Travelled [m]
1	3 HELL Emily Lang	6	70.7 1000m	0:10.37 1000m	1:09.04 [1] (0:13.13)	0:55.91 [1] (0:10.37)	0:45.54 [1] (0:10.62)	0:34.92 [1] (0:11.10)	0:23.82 [1] (0:11.42)	0:12.40 [1] (0:12.40)	1:09.04		0:34.92				
2	5 OUR MAGNUS Cody Collis	5	70.1 800m	0:10.56 800m	1:09.51 [2] (0:13.73)	0:55.78 [4] (0:10.85)	0:44.93 [5] (0:10.56)	0:34.37 [4] (0:10.86)	0:23.51 [4] (0:11.09)	0:12.42 [3] (0:12.42)	2.78L		0:34.37	+0			
3	8 JOHN RAMBO Jag Guthmann-Chester	8	70.1 800m	0:10.59 800m	1:09.71 [3] (0:14.12)	0:55.59 [7] (0:10.98)	0:44.61 [7] (0:10.59)	0:34.02 [7] (0:10.71)	0:23.31 [7] (0:11.07)	0:12.24 [6] (0:12.24)	3.95L		0:34.02	+4			
4	14 JAYANTHI Boris Thornton	1	68.7 800m	0:10.69 800m	1:09.73 [4] (0:13.90)	0:55.83 [6] (0:10.93)	0:44.90 [6] (0:10.69)	0:34.21 [6] (0:10.89)	0:23.32 [8] (0:10.94)	0:12.38 [5] (0:12.38)	4.11L		0:34.21	+6			
5	6 SHOT OF WHISKEY Jasper Franklin	3	70.0 1000m	0:10.44 1000m	1:09.84 [5] (0:13.40)	0:56.44 [2] (0:10.44)	0:46.00 [2] (0:10.60)	0:35.40 [2] (0:11.04)	0:24.36 [2] (0:11.38)	0:12.98 [2] (0:12.98)	4.75L		0:35.40	-1			
6	12 CATWALK CRIMINAL James Orman	7	70.6 Overall	0:10.73 1000m	1:09.88 [6] (0:13.43)	0:56.45 [3] (0:10.73)	0:45.72 [3] (0:10.93)	0:34.79 [3] (0:10.85)	0:23.94 [3] (0:11.20)	0:12.74 [4] (0:12.74)	4.94L		0:34.79	+7			
7	7 BILLIONAIRE BABY Martin Harley	2	69.7 800m	0:10.57 800m	1:10.49 [7] (0:14.19)	0:56.30 [8] (0:11.03)	0:45.27 [8] (0:10.57)	0:34.70 [8] (0:10.60)	0:24.10 [6] (0:11.33)	0:12.77 [8] (0:12.77)	8.56L		0:34.70	+2			
8	16 SPIRIT QUEEN Nikita Beriman	11	68.4 800m	0:10.66 800m	1:10.50 [8] (0:14.61)	0:55.89 [11] (0:11.02)	0:44.87 [11] (0:10.66)	0:34.21 [10] (0:10.84)	0:23.37 [10] (0:10.95)	0:12.42 [9] (0:12.42)	8.62L		0:34.21	+3			
9	9 MIDORI BEAUTY Jake Bayliss	12	68.4 400m	0:10.75 800m	1:10.65 [9] (0:14.77)	0:55.88 [12] (0:10.98)	0:44.90 [12] (0:10.75)	0:34.15 [12] (0:10.77)	0:23.38 [11] (0:10.84)	0:12.54 [10] (0:12.54)	9.49L		0:34.15	+3			
10	2 EMPEROR Robbie Dolan	9	69.7 1000m	0:10.67 800m	1:10.68 [10] (0:13.78)	0:56.90 [5] (0:10.76)	0:46.14 [4] (0:10.67)	0:35.47 [5] (0:10.90)	0:24.57 [5] (0:11.49)	0:13.08 [7] (0:13.08)	9.69L		0:35.47	+7			

Scratched: Criaderas (#1), Treporti (#11), Metalart (#4), Give Giggles (#13), Beebee Dazzler (#18), Bad Education (#19), Rainbow Connection (#10)

[] Ranking at each section and finish
 -:-:- No data available at this section
 NA No data available

SCN Saddle cloth number
 DNF Did not finish
 DNT Did not track



Eagle Farm QLD Professional
Race 7: The Gibson Class 4 Plate - 1200m
12 October 2024 - 15:22



BRISBANE
RACING CLUB

Track Rating: Good 4, Weather: Fine, Rail Position: +4m Entire

Section		Overall	1000m	800m	600m	400m	200m	Last 600m					
Field Times		1:09.04 (0:13.13)	0:55.91 (0:10.37)	0:45.54 (0:10.62)	0:34.92 (0:11.10)	0:23.82 (0:11.42)	0:12.40 (0:12.40)	0:34.92					
Rank	TAB Horse/Jockey	Barrier	Top Speed [km/h]	Fastest Section	Margin							Distance Travelled [m]	
11	15 LOVES ME LIKEAROCK Andrew Mallyon	10	68.4 800m	0:10.81 800m	1:11.23 [11] (0:14.30)	0:56.93 [9] (0:10.95)	0:45.98 [9] (0:10.81)	0:35.17 [9] (0:10.96)	0:24.21 [9] (0:11.31)	0:12.90 [11] (0:12.90)	12.9L	0:35.17	+6
12	17 SMOKIN' TOFF Noel Callow	4	67.8 800m	0:10.83 800m	1:11.28 [12] (0:14.42)	0:56.86 [10] (0:11.13)	0:45.73 [10] (0:10.83)	0:34.90 [11] (0:11.02)	0:23.88 [12] (0:11.25)	0:12.63 [12] (0:12.63)	13.21L	0:34.90	+1

Scratched: Criaderas (#1), Treporti (#11), Metalart (#4), Give Giggles (#13), Beebee Dazzler (#18), Bad Education (#19), Rainbow Connection (#10)

[] Ranking at each section and finish
 -:-:- No data available at this section
 NA No data available

SCN Saddle cloth number
 DNF Did not finish
 DNT Did not track



Horse/Jockey Name	Hell
Final Rank	1
Fastest Section Time (Section)	0:10.37 (1000m)
Top Speed [km/h] (Section)	70.7 (1000m)
Race State	Finished

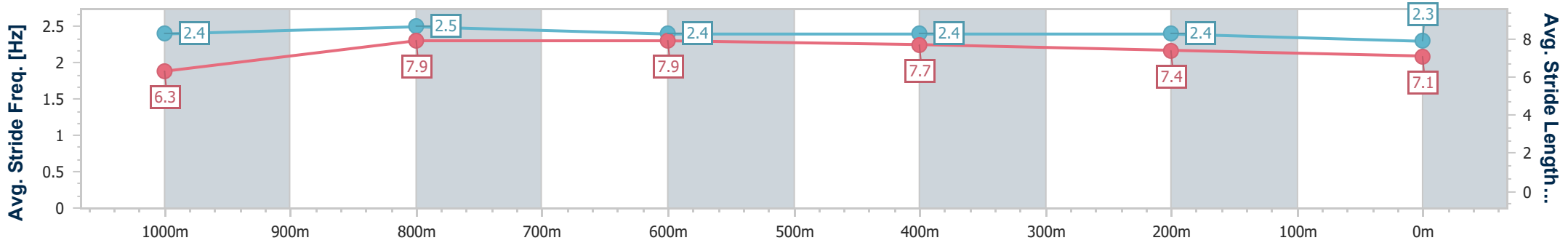
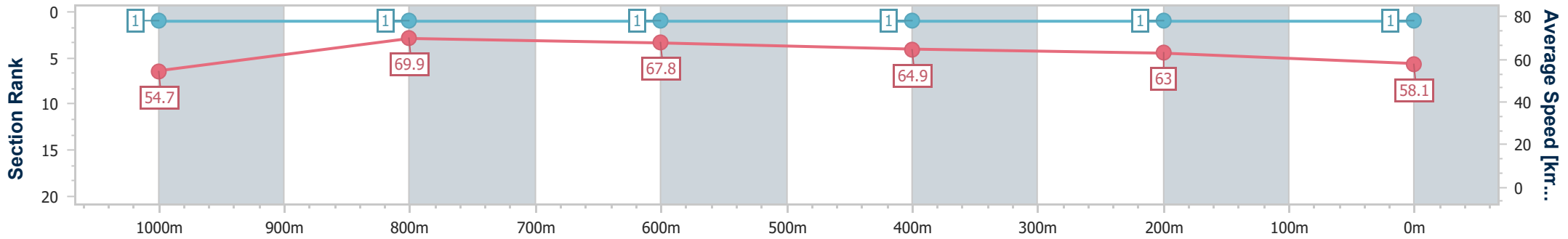


Eagle Farm QLD Professional
 Race 7: The Gibson Class 4 Plate - 1200m
 12 October 2024 - 15:22
 Track Rating: Good 4, Weather: Fine, Rail Position: +4m Entire



BRISBANE
RACING CLUB

Section	Overall	1000m	800m	600m	400m	200m
Section Times	1:09.04 [1] (0:13.13)	0:55.91 [1] (0:10.37)	0:45.54 [1] (0:10.62)	0:34.92 [1] (0:11.10)	0:23.82 [1] (0:11.42)	0:12.40 [1] (0:12.40)
Average Speed [km/h]	54.7	69.9	67.8	64.9	63.0	58.1
Top Speed [km/h]	70.6	70.7	69.3	66.4	64.7	61.1
Avg. Dist. to Rail [m]	4.5	0.7	0.3	0.2	2.1	1.5
Avg. Stride Freq. [Hz]	2.4	2.5	2.4	2.4	2.4	2.3
Avg. Stride Length [m]	6.3	7.9	7.9	7.7	7.4	7.1



- [] Ranking at each section and finish
- .-.- No data available at this section
- NA No data available



Horse/Jockey Name	Our Magnus
Final Rank	2
Fastest Section Time (Section)	0:10.56 (800m)
Top Speed [km/h] (Section)	70.1 (800m)
Race State	Finished

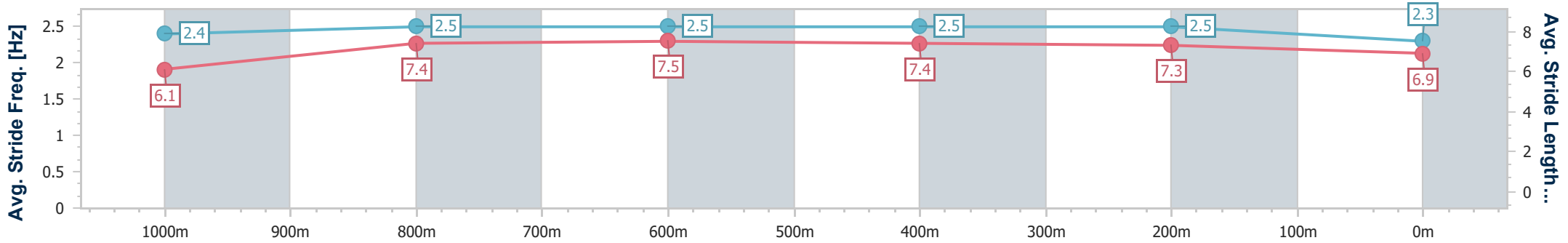
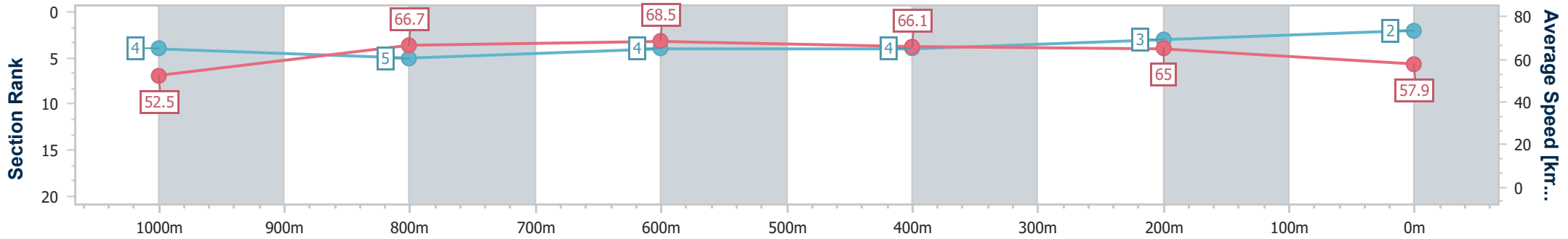


Eagle Farm QLD Professional
 Race 7: The Gibson Class 4 Plate - 1200m
 12 October 2024 - 15:22
 Track Rating: Good 4, Weather: Fine, Rail Position: +4m Entire



BRISBANE
RACING CLUB

Section	Overall	1000m	800m	600m	400m	200m
Section Times	1:09.51 [2] (0:13.73)	0:55.78 [4] (0:10.85)	0:44.93 [5] (0:10.56)	0:34.37 [4] (0:10.86)	0:23.51 [4] (0:11.09)	0:12.42 [3] (0:12.42)
Average Speed [km/h]	52.5	66.7	68.5	66.1	65.0	57.9
Top Speed [km/h]	66.7	69.9	70.1	67.1	66.7	62.7
Avg. Dist. to Rail [m]	3.3	1.0	0.3	0.4	1.2	1.3
Avg. Stride Freq. [Hz]	2.4	2.5	2.5	2.5	2.5	2.3
Avg. Stride Length [m]	6.1	7.4	7.5	7.4	7.3	6.9



- [] Ranking at each section and finish
- .-.- No data available at this section
- NA No data available



Horse/Jockey Name	John Rambo
Final Rank	3
Fastest Section Time (Section)	0:10.59 (800m)
Top Speed [km/h] (Section)	70.1 (800m)
Race State	Finished



Eagle Farm QLD Professional

Race 7: The Gibson Class 4 Plate - 1200m

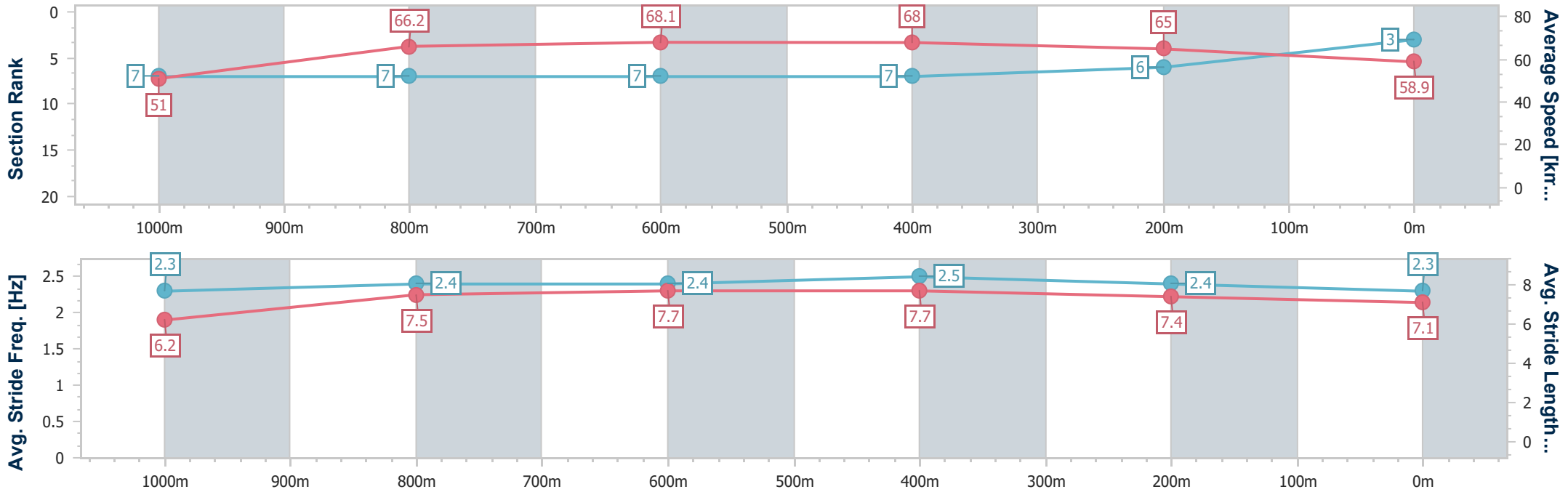
12 October 2024 - 15:22

Track Rating: Good 4, Weather: Fine, Rail Position: +4m Entire



BRISBANE RACING CLUB

Section	Overall	1000m	800m	600m	400m	200m
Section Times	1:09.71 [3] (0:14.12)	0:55.59 [7] (0:10.98)	0:44.61 [7] (0:10.59)	0:34.02 [7] (0:10.71)	0:23.31 [7] (0:11.07)	0:12.24 [6] (0:12.24)
Average Speed [km/h]	51.0	66.2	68.1	68.0	65.0	58.9
Top Speed [km/h]	65.1	67.5	70.1	69.9	66.5	62.5
Avg. Dist. to Rail [m]	5.6	1.5	0.8	1.9	7.1	7.4
Avg. Stride Freq. [Hz]	2.3	2.4	2.4	2.5	2.4	2.3
Avg. Stride Length [m]	6.2	7.5	7.7	7.7	7.4	7.1



- [] Ranking at each section and finish
- .-.- No data available at this section
- NA No data available



Horse/Jockey Name	Jayanthi
Final Rank	4
Fastest Section Time (Section)	0:10.69 (800m)
Top Speed [km/h] (Section)	68.7 (800m)
Race State	Finished

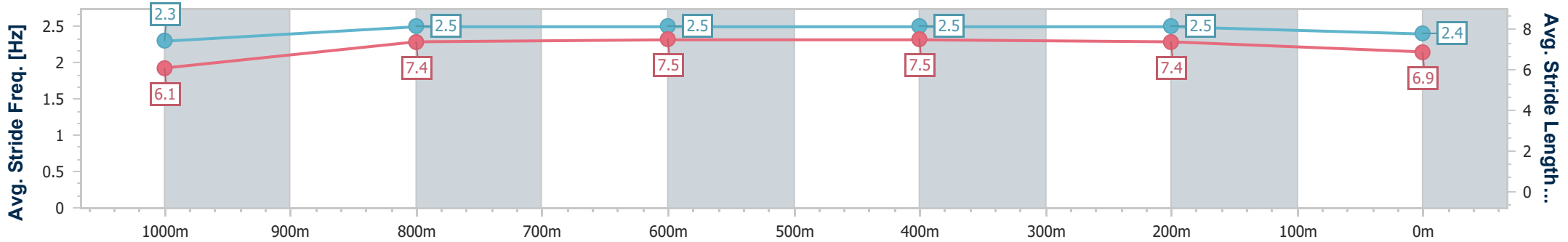
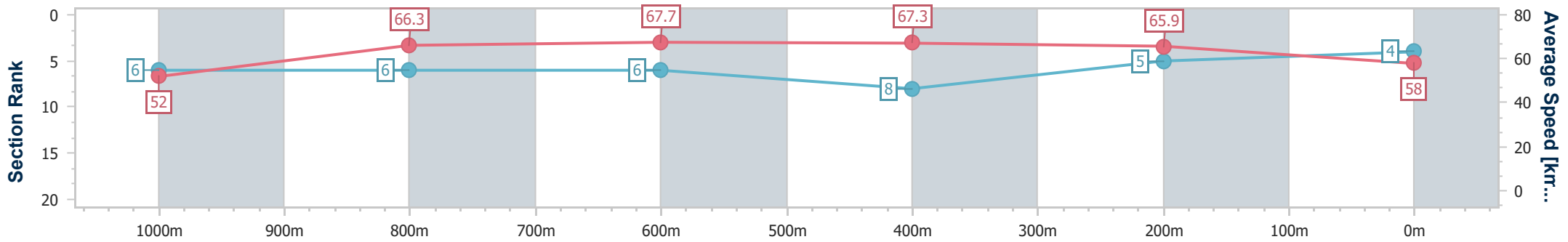


Eagle Farm QLD Professional
 Race 7: The Gibson Class 4 Plate - 1200m
 12 October 2024 - 15:22
 Track Rating: Good 4, Weather: Fine, Rail Position: +4m Entire



BRISBANE
RACING CLUB

Section	Overall	1000m	800m	600m	400m	200m
Section Times	1:09.73 [4] (0:13.90)	0:55.83 [6] (0:10.93)	0:44.90 [6] (0:10.69)	0:34.21 [6] (0:10.89)	0:23.32 [8] (0:10.94)	0:12.38 [5]
Average Speed [km/h]	52.0	66.3	67.7	67.3	65.9	58.0
Top Speed [km/h]	64.6	67.8	68.7	68.5	67.7	62.7
Avg. Dist. to Rail [m]	1.8	1.1	1.8	3.5	7.3	6.6
Avg. Stride Freq. [Hz]	2.3	2.5	2.5	2.5	2.5	2.4
Avg. Stride Length [m]	6.1	7.4	7.5	7.5	7.4	6.9



- [] Ranking at each section and finish
- .-.- No data available at this section
- NA No data available



Horse/Jockey Name	Shot Of Whiskey
Final Rank	5
Fastest Section Time (Section)	0:10.44 (1000m)
Top Speed [km/h] (Section)	70.0 (1000m)
Race State	Finished

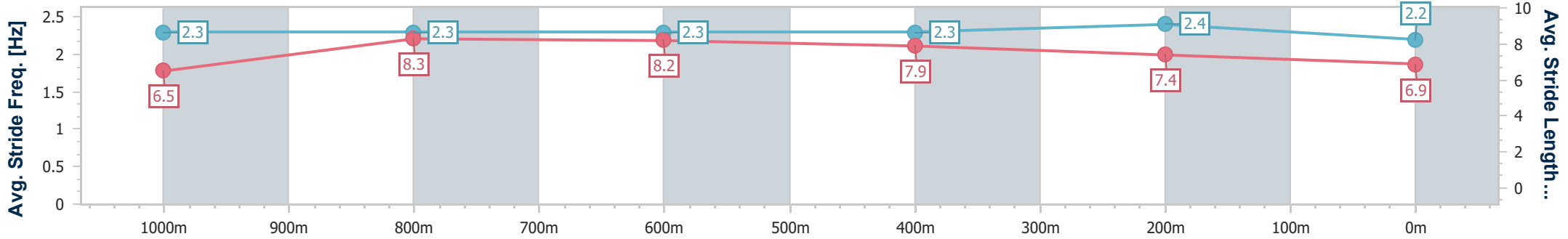
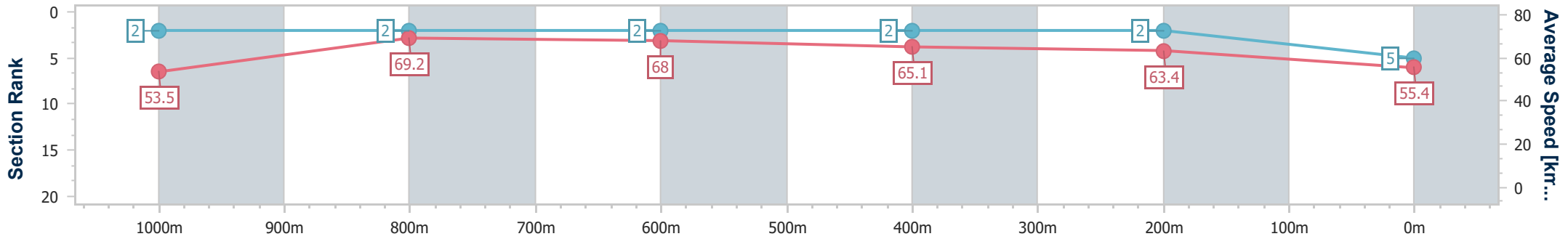


Eagle Farm QLD Professional
 Race 7: The Gibson Class 4 Plate - 1200m
 12 October 2024 - 15:22
 Track Rating: Good 4, Weather: Fine, Rail Position: +4m Entire



BRISBANE
RACING CLUB

Section	Overall	1000m	800m	600m	400m	200m
Section Times	1:09.84 [5] (0:13.40)	0:56.44 [2] (0:10.44)	0:46.00 [2] (0:10.60)	0:35.40 [2] (0:11.04)	0:24.36 [2] (0:11.38)	0:12.98 [2] (0:12.98)
Average Speed [km/h]	53.5	69.2	68.0	65.1	63.4	55.4
Top Speed [km/h]	69.0	70.0	69.0	67.7	65.3	59.8
Avg. Dist. to Rail [m]	2.4	0.5	0.2	0.6	3.0	1.3
Avg. Stride Freq. [Hz]	2.3	2.3	2.3	2.3	2.4	2.2
Avg. Stride Length [m]	6.5	8.3	8.2	7.9	7.4	6.9



- [] Ranking at each section and finish
- .-.- No data available at this section
- NA No data available



Horse/Jockey Name	Catwalk Criminal
Final Rank	6
Fastest Section Time (Section)	0:10.73 (1000m)
Top Speed [km/h] (Section)	70.6 (Overall)
Race State	Finished

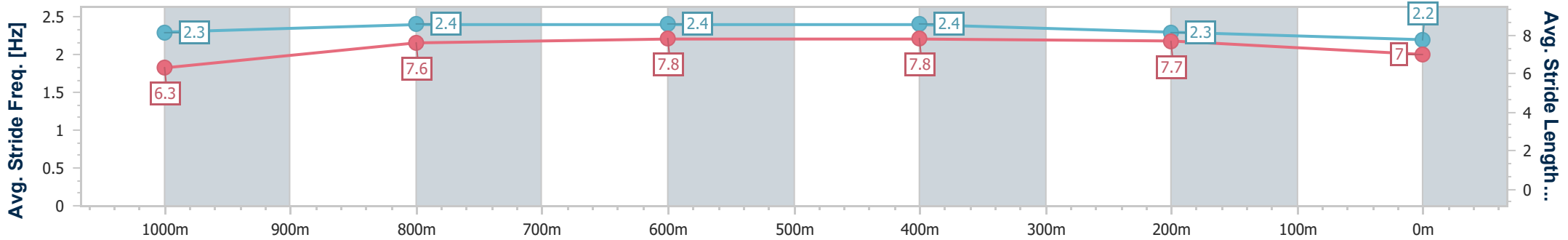
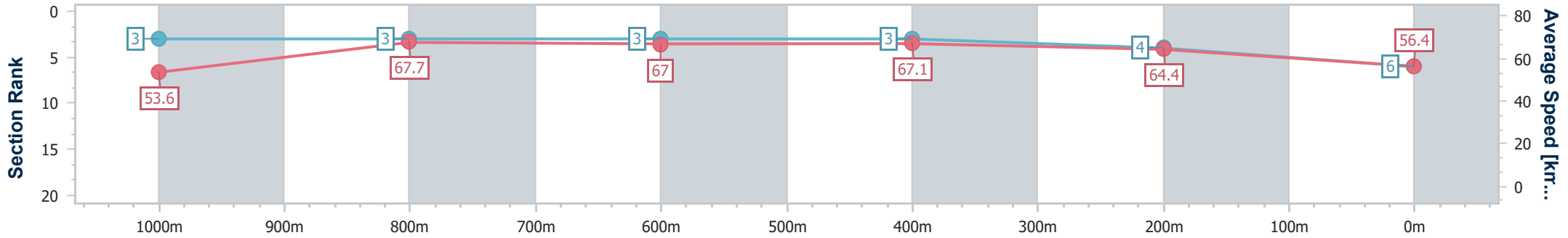


Eagle Farm QLD Professional
 Race 7: The Gibson Class 4 Plate - 1200m
 12 October 2024 - 15:22
 Track Rating: Good 4, Weather: Fine, Rail Position: +4m Entire



BRISBANE
 RACING CLUB

Section	Overall	1000m	800m	600m	400m	200m
Section Times	1:09.88 [6] (0:13.43)	0:56.45 [3] (0:10.73)	0:45.72 [3] (0:10.93)	0:34.79 [3] (0:10.85)	0:23.94 [3] (0:11.20)	0:12.74 [4]
Average Speed [km/h]	53.6	67.7	67.0	67.1	64.4	56.4
Top Speed [km/h]	70.6	69.4	69.0	69.4	66.5	62.7
Avg. Dist. to Rail [m]	6.0	2.5	3.7	2.0	4.3	4.0
Avg. Stride Freq. [Hz]	2.3	2.4	2.4	2.4	2.3	2.2
Avg. Stride Length [m]	6.3	7.6	7.8	7.8	7.7	7.0



- [] Ranking at each section and finish
- .-.-.- No data available at this section
- NA No data available



Horse/Jockey Name	Billionair Baby
Final Rank	7
Fastest Section Time (Section)	0:10.57 (800m)
Top Speed [km/h] (Section)	69.7 (800m)
Race State	Finished

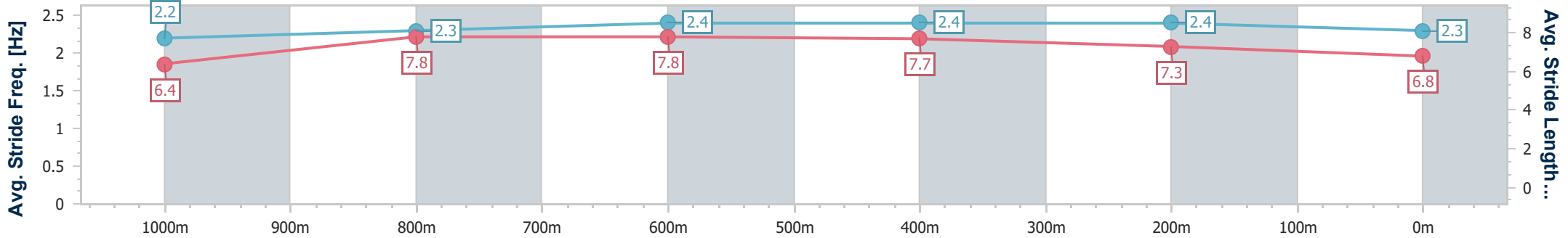
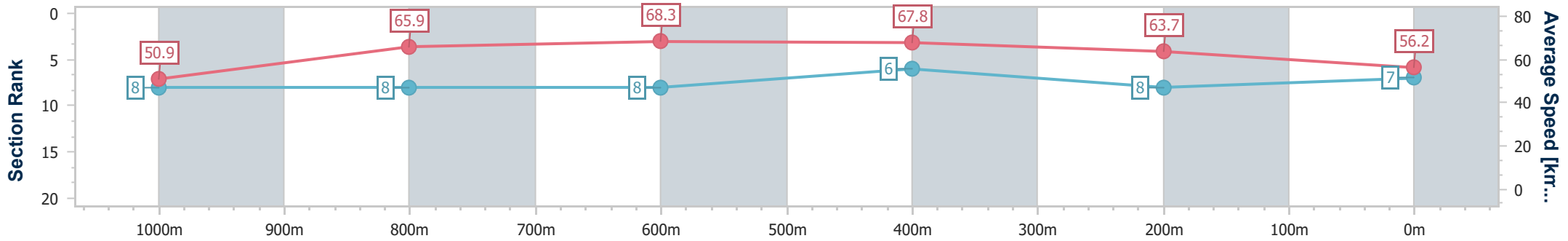


Eagle Farm QLD Professional
 Race 7: The Gibson Class 4 Plate - 1200m
 12 October 2024 - 15:22
 Track Rating: Good 4, Weather: Fine, Rail Position: +4m Entire



BRISBANE
RACING CLUB

Section	Overall	1000m	800m	600m	400m	200m
Section Times	1:10.49 [7] (0:14.19)	0:56.30 [8] (0:11.03)	0:45.27 [8] (0:10.57)	0:34.70 [8] (0:10.60)	0:24.10 [6] (0:11.33)	0:12.77 [8] (0:12.77)
Average Speed [km/h]	50.9	65.9	68.3	67.8	63.7	56.2
Top Speed [km/h]	64.7	67.6	69.7	68.7	67.0	60.0
Avg. Dist. to Rail [m]	1.7	1.8	1.2	0.7	0.7	0.3
Avg. Stride Freq. [Hz]	2.2	2.3	2.4	2.4	2.4	2.3
Avg. Stride Length [m]	6.4	7.8	7.8	7.7	7.3	6.8



- [] Ranking at each section and finish
- .-.- No data available at this section
- NA No data available



Horse/Jockey Name	Spirit Queen
Final Rank	8
Fastest Section Time (Section)	0:10.66 (800m)
Top Speed [km/h] (Section)	68.4 (800m)
Race State	Finished

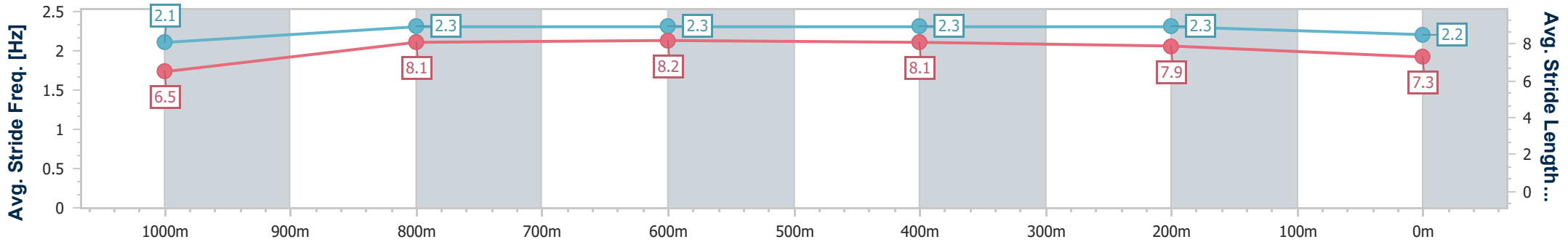
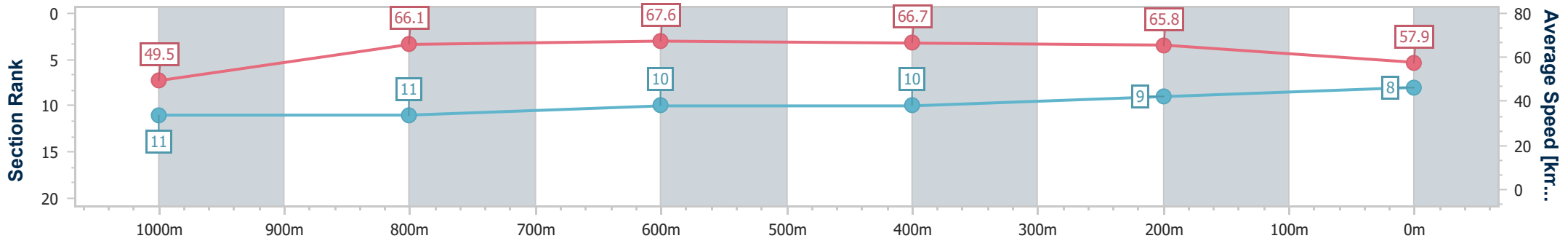


Eagle Farm QLD Professional
 Race 7: The Gibson Class 4 Plate - 1200m
 12 October 2024 - 15:22
 Track Rating: Good 4, Weather: Fine, Rail Position: +4m Entire



BRISBANE
RACING CLUB

Section	Overall	1000m	800m	600m	400m	200m
Section Times	1:10.50 [8] (0:14.61)	0:55.89 [11] (0:11.02)	0:44.87 [11] (0:10.66)	0:34.21 [10] (0:10.84)	0:23.37 [10] (0:10.95)	0:12.42 [9] (0:12.42)
Average Speed [km/h]	49.5	66.1	67.6	66.7	65.8	57.9
Top Speed [km/h]	63.1	68.4	68.4	67.3	67.5	63.3
Avg. Dist. to Rail [m]	8.4	1.7	0.6	0.9	4.1	2.0
Avg. Stride Freq. [Hz]	2.1	2.3	2.3	2.3	2.3	2.2
Avg. Stride Length [m]	6.5	8.1	8.2	8.1	7.9	7.3



- [] Ranking at each section and finish
- .-.- No data available at this section
- NA No data available



Horse/Jockey Name	Midori Beauty
Final Rank	9
Fastest Section Time (Section)	0:10.75 (800m)
Top Speed [km/h] (Section)	68.4 (400m)
Race State	Finished

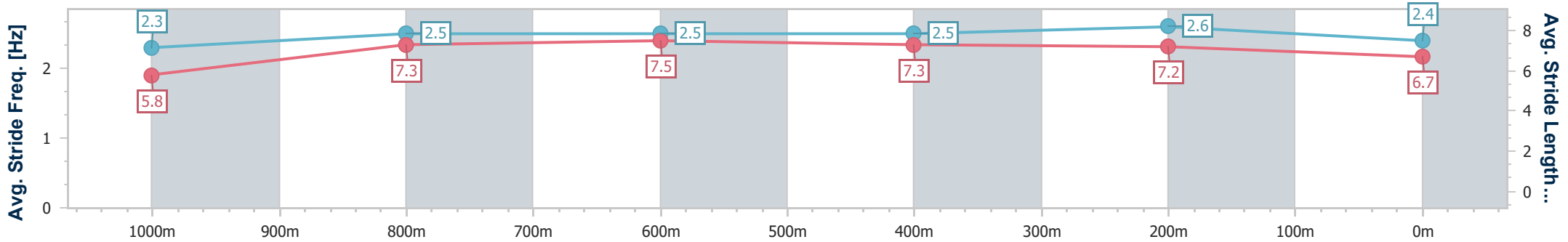
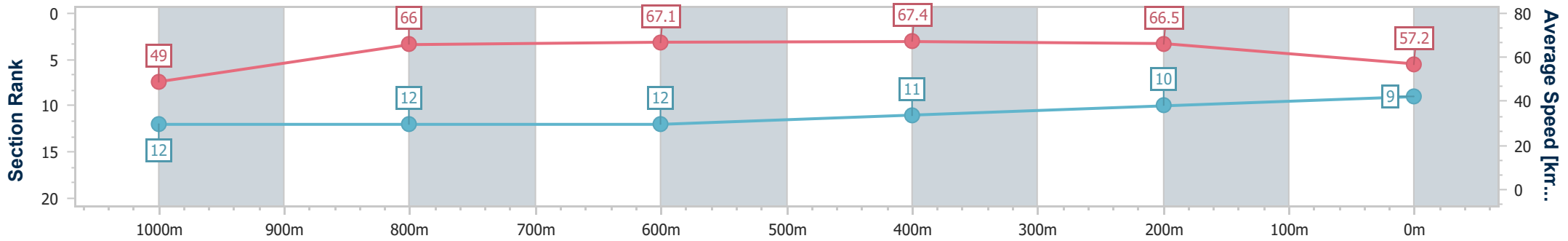


Eagle Farm QLD Professional
 Race 7: The Gibson Class 4 Plate - 1200m
 12 October 2024 - 15:22
 Track Rating: Good 4, Weather: Fine, Rail Position: +4m Entire



BRISBANE
RACING CLUB

Section	Overall	1000m	800m	600m	400m	200m
Section Times	1:10.65 [9] (0:14.77)	0:55.88 [12] (0:10.98)	0:44.90 [12] (0:10.75)	0:34.15 [12] (0:10.77)	0:23.38 [11] (0:10.84)	0:12.54 [10] (0:12.54)
Average Speed [km/h]	49.0	66.0	67.1	67.4	66.5	57.2
Top Speed [km/h]	63.6	68.1	68.0	68.3	68.4	63.4
Avg. Dist. to Rail [m]	9.2	1.5	0.9	1.6	6.1	4.7
Avg. Stride Freq. [Hz]	2.3	2.5	2.5	2.5	2.6	2.4
Avg. Stride Length [m]	5.8	7.3	7.5	7.3	7.2	6.7



- [] Ranking at each section and finish
- .-.- No data available at this section
- NA No data available



Horse/Jockey Name	Emperor
Final Rank	10
Fastest Section Time (Section)	0:10.67 (800m)
Top Speed [km/h] (Section)	69.7 (1000m)
Race State	Finished

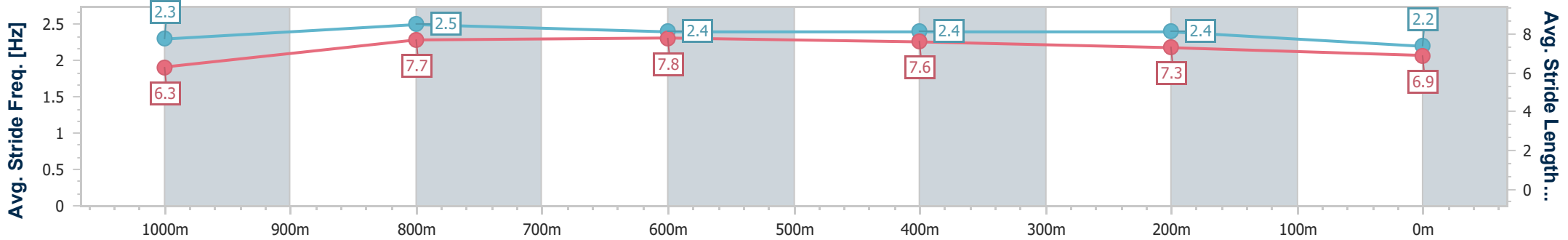
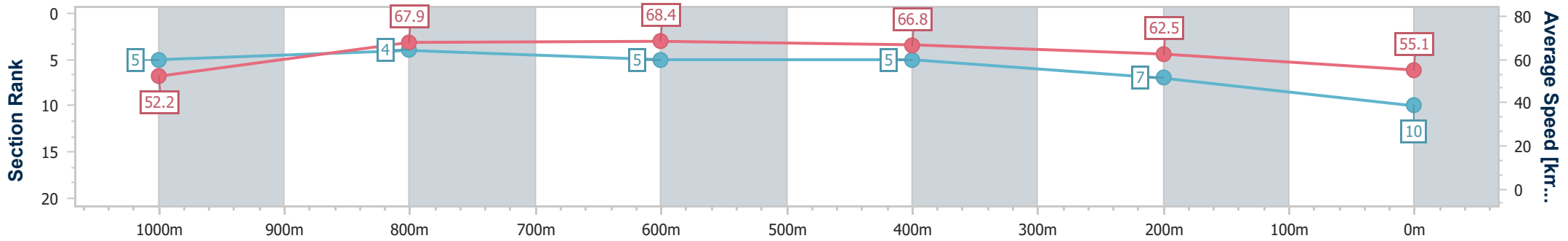


Eagle Farm QLD Professional
 Race 7: The Gibson Class 4 Plate - 1200m
 12 October 2024 - 15:22
 Track Rating: Good 4, Weather: Fine, Rail Position: +4m Entire



BRISBANE
RACING CLUB

Section	Overall	1000m	800m	600m	400m	200m
Section Times	1:10.68 [10] (0:13.78)	0:56.90 [5] (0:10.76)	0:46.14 [4] (0:10.67)	0:35.47 [5] (0:10.90)	0:24.57 [5] (0:11.49)	0:13.08 [7] (0:13.08)
Average Speed [km/h]	52.2	67.9	68.4	66.8	62.5	55.1
Top Speed [km/h]	68.3	69.7	69.2	68.2	65.2	59.4
Avg. Dist. to Rail [m]	6.7	3.1	2.0	2.5	5.1	3.4
Avg. Stride Freq. [Hz]	2.3	2.5	2.4	2.4	2.4	2.2
Avg. Stride Length [m]	6.3	7.7	7.8	7.6	7.3	6.9



- [] Ranking at each section and finish
- .-.- No data available at this section
- NA No data available



Horse/Jockey Name	Loves Me Likearock
Final Rank	11
Fastest Section Time (Section)	0:10.81 (800m)
Top Speed [km/h] (Section)	68.4 (800m)
Race State	Finished

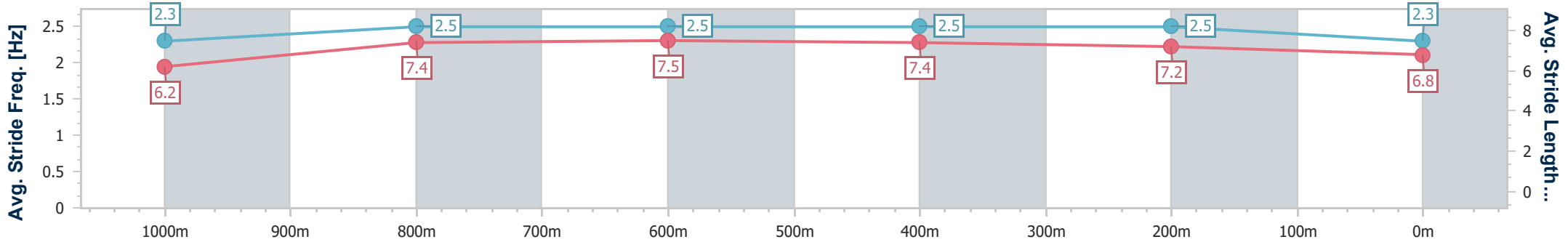
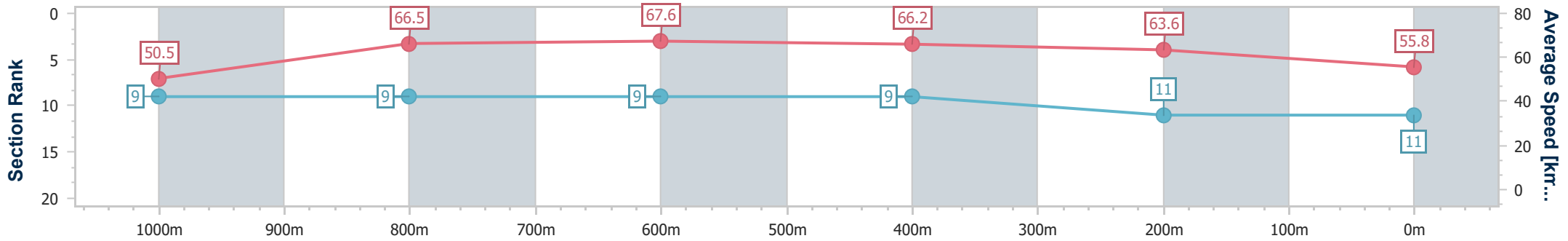


Eagle Farm QLD Professional
 Race 7: The Gibson Class 4 Plate - 1200m
 12 October 2024 - 15:22
 Track Rating: Good 4, Weather: Fine, Rail Position: +4m Entire



BRISBANE
RACING CLUB

Section	Overall	1000m	800m	600m	400m	200m
Section Times	1:11.23 [11] (0:14.30)	0:56.93 [9] (0:10.95)	0:45.98 [9] (0:10.81)	0:35.17 [9] (0:10.96)	0:24.21 [9] (0:11.31)	0:12.90 [11] (0:12.90)
Average Speed [km/h]	50.5	66.5	67.6	66.2	63.6	55.8
Top Speed [km/h]	63.6	67.4	68.4	67.5	65.5	59.9
Avg. Dist. to Rail [m]	7.0	2.4	2.8	1.8	2.5	2.3
Avg. Stride Freq. [Hz]	2.3	2.5	2.5	2.5	2.5	2.3
Avg. Stride Length [m]	6.2	7.4	7.5	7.4	7.2	6.8



- [] Ranking at each section and finish
- .-.- No data available at this section
- NA No data available



Horse/Jockey Name	Smokin' Toff
Final Rank	12
Fastest Section Time (Section)	0:10.83 (800m)
Top Speed [km/h] (Section)	67.8 (800m)
Race State	Finished

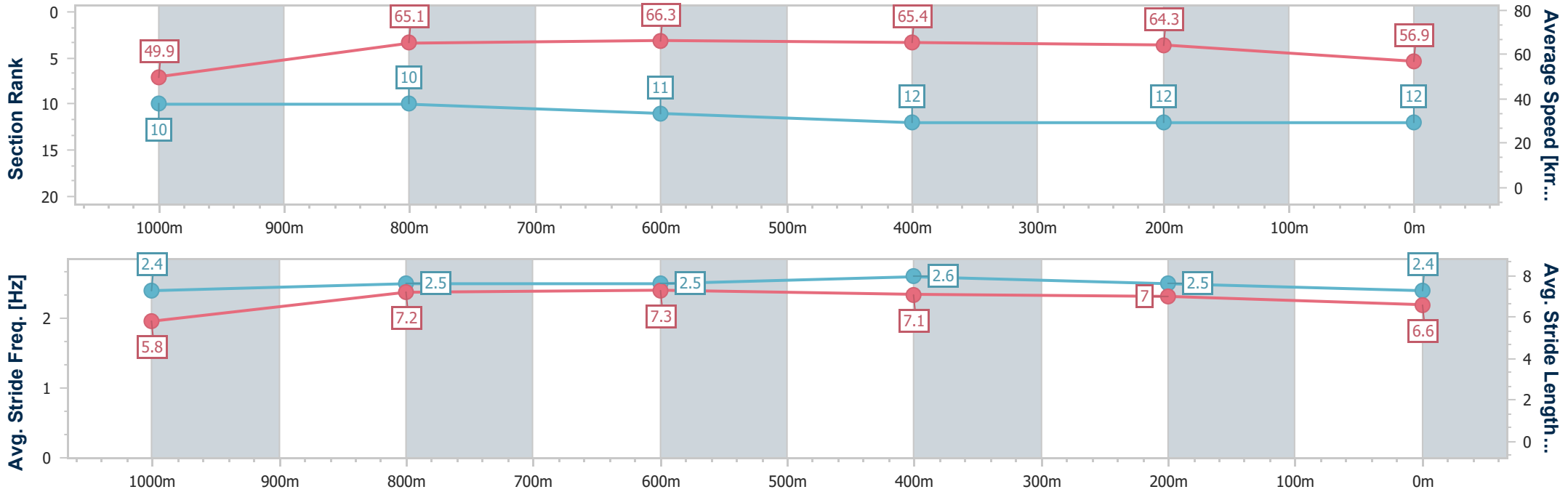


Eagle Farm QLD Professional
 Race 7: The Gibson Class 4 Plate - 1200m
 12 October 2024 - 15:22
 Track Rating: Good 4, Weather: Fine, Rail Position: +4m Entire



BRISBANE
RACING CLUB

Section	Overall	1000m	800m	600m	400m	200m
Section Times	1:11.28 [12] (0:14.42)	0:56.86 [10] (0:11.13)	0:45.73 [10] (0:10.83)	0:34.90 [11] (0:11.02)	0:23.88 [12] (0:11.25)	0:12.63 [12] (0:12.63)
Average Speed [km/h]	49.9	65.1	66.3	65.4	64.3	56.9
Top Speed [km/h]	63.4	66.2	67.8	66.7	66.0	60.7
Avg. Dist. to Rail [m]	2.7	1.0	0.3	0.7	1.6	1.7
Avg. Stride Freq. [Hz]	2.4	2.5	2.5	2.6	2.5	2.4
Avg. Stride Length [m]	5.8	7.2	7.3	7.1	7.0	6.6



- [] Ranking at each section and finish
- .-.- No data available at this section
- NA No data available



Eagle Farm QLD Professional

Race 8: XXXX QUEENSLAND CUP - 2400m

12 October 2024 - 16:04



BRISBANE
RACING CLUB

Track Rating: Good 4, Weather: Fine, Rail Position: +4m Entire

Section		Overall	2200m	2000m	1800m	1600m	1400m	1200m	Last 600m				
Field Times		2:28.45 (0:14.07)	2:14.38 (0:11.59)	2:02.79 (0:12.37)	1:50.42 (0:12.85)	1:37.57 (0:12.73)	1:24.84 (0:12.27)	1:12.57 (0:12.29)	0:35.88				
Rank	TAB Horse/Jockey	Barrier	Top Speed [km/h]	Fastest Section									Distance Travelled [m]
1	3 NIKAU SPUR James Orman	1	64.0 400m	0:11.42 400m	2:28.45 [1] (0:14.53)	2:13.92 [9] (0:11.82)	2:02.10 [9] (0:12.58)	1:49.52 [9] (0:12.93)	1:36.59 [9] (0:12.84)	1:23.75 [9] (0:12.08)	1:11.67 [9] (0:12.20)	0:35.15	
2	1 MORMONA Ron Stewart	12	64.0 600m	0:11.74 600m	2:28.97 [2] (0:14.21)	2:14.76 [6] (0:12.03)	2:02.73 [8] (0:12.65)	1:50.08 [8] (0:12.90)	1:37.18 [8] (0:12.78)	1:24.40 [8] (0:12.12)	1:12.28 [8] (0:12.13)	0:36.05	+18
3	5 KIRKEBY Andrew Mallyon	10	63.0 600m	0:11.65 400m	2:28.98 [3] (0:14.91)	2:14.07 [11] (0:11.83)	2:02.24 [11] (0:12.39)	1:49.85 [10] (0:12.92)	1:36.93 [11] (0:12.79)	1:24.14 [11] (0:12.19)	1:11.95 [11] (0:12.12)	0:35.76	+5
4	9 ARTFUL GIRL Tahlia Fenlon	7	63.3 2200m	0:11.59 2200m	2:29.01 [4] (0:14.07)	2:14.94 [1] (0:11.59)	2:03.35 [1] (0:12.63)	1:50.72 [3] (0:12.97)	1:37.75 [3] (0:12.84)	1:24.91 [3] (0:12.12)	1:12.79 [4] (0:12.26)	0:35.99	+3
5	12 SIMPLY REFUSE Robbie Dolan	8	64.0 800m	0:11.60 400m	2:29.01 [5] (0:15.43)	2:13.58 [12] (0:11.78)	2:01.80 [12] (0:12.43)	1:49.37 [12] (0:12.74)	1:36.63 [12] (0:12.73)	1:23.90 [12] (0:12.17)	1:11.73 [12] (0:12.21)	0:35.58	+9
6	6 CHAYSE 'N' ARTIE Luke Tarrant	3	62.8 400m	0:11.59 400m	2:29.11 [6] (0:14.18)	2:14.93 [4] (0:11.82)	2:03.11 [6] (0:12.73)	1:50.38 [6] (0:12.88)	1:37.50 [6] (0:12.82)	1:24.68 [6] (0:12.13)	1:12.55 [6] (0:12.21)	0:35.97	+11
7	7 SOUTHERN STOCK Jake Bayliss	2	62.4 800m	0:11.76 400m	2:29.17 [7] (0:14.67)	2:14.50 [10] (0:12.02)	2:02.48 [10] (0:12.46)	1:50.02 [11] (0:12.84)	1:37.18 [10] (0:12.76)	1:24.42 [10] (0:12.19)	1:12.23 [10] (0:12.22)	0:36.04	+8
8	11 GLEN MASSEY Karl Zechner	4	62.6 600m	0:11.75 2200m	2:29.63 [8] (0:14.47)	2:15.16 [8] (0:11.75)	2:03.41 [7] (0:12.55)	1:50.86 [7] (0:12.98)	1:37.88 [7] (0:12.73)	1:25.15 [7] (0:12.21)	1:12.94 [7] (0:12.19)	0:36.59	+17
9	10 HELEVA DEEL Georgina Cartwright	5	65.0 Overall	0:11.50 2200m	2:29.89 [9] (0:14.42)	2:15.47 [7] (0:11.50)	2:03.97 [4] (0:12.49)	1:51.48 [4] (0:13.02)	1:38.46 [4] (0:12.76)	1:25.70 [4] (0:12.03)	1:13.67 [3] (0:12.15)	0:37.28	+15
10	8 TAPPY'S LAD Trudy Thornton	11	63.2 2200m	0:11.87 2200m	2:30.39 [10] (0:14.10)	2:16.29 [2] (0:11.87)	2:04.42 [5] (0:12.61)	1:51.81 [5] (0:12.92)	1:38.89 [5] (0:12.78)	1:26.11 [5] (0:12.21)	1:13.90 [5] (0:12.15)	0:37.24	+18

Scratched: Kairos Louie (#13)

Report Created: Sat 12 October 2024 16:40 GMT+1 (Note: Timing is based on position data)

Page 1/16

[] Ranking at each section and finish
 -:-:- No data available at this section
 NA No data available

SCN Saddle cloth number
 DNF Did not finish
 DNT Did not track

data processed by TRIPLES DATA



Eagle Farm QLD Professional
Race 8: XXXX QUEENSLAND CUP - 2400m
12 October 2024 - 16:04



BRISBANE
RACING CLUB

Track Rating: Good 4, Weather: Fine, Rail Position: +4m Entire

Section		Overall	2200m	2000m	1800m	1600m	1400m	1200m	Last 600m				
Field Times		2:28.45 (0:14.07)	2:14.38 (0:11.59)	2:02.79 (0:12.37)	1:50.42 (0:12.85)	1:37.57 (0:12.73)	1:24.84 (0:12.27)	1:12.57 (0:12.29)	0:35.88				
Rank	TAB Horse/Jockey	Barrier	Top Speed [km/h]	Fastest Section						Distance Travelled [m]			
11	2 TAPILDOODLEDO Nikita Beriman	6	64.4 2200m	0:11.50 2200m	2:30.88 [11] (0:14.20)	2:16.68 [5] (0:11.50)	2:05.18 [2] (0:12.33)	1:52.85 [1] (0:12.85)	1:40.00 [1] (0:12.73)	1:27.27 [1] (0:12.27)	1:15.00 [1] (0:12.29)	0:38.31	+1
12	4 THIRD REALM Cejay Graham	9	64.1 Overall	0:11.56 2200m	2:32.41 [12] (0:14.15)	2:18.26 [3] (0:11.56)	2:06.70 [3] (0:12.46)	1:54.24 [2] (0:12.89)	1:41.35 [2] (0:12.72)	1:28.63 [2] (0:12.15)	1:16.48 [2] (0:12.24)	0:39.75	+11

Scratched: Kairos Louie (#13)

[] Ranking at each section and finish
 -:-:-:- No data available at this section
 NA No data available

SCN Saddle cloth number
 DNF Did not finish
 DNT Did not track



Eagle Farm QLD Professional

Race 8: XXXX QUEENSLAND CUP - 2400m

12 October 2024 - 16:04



BRISBANE
RACING CLUB

Track Rating: Good 4, Weather: Fine, Rail Position: +4m Entire

Section		Field Times					Last 600m					
		1000m	800m	600m	400m	200m						
		1:00.28 (0:12.35)	0:47.93 (0:12.05)	0:35.88 (0:11.96)	0:23.92 (0:12.03)	0:11.89 (0:11.89)	0:35.88					
Rank	TAB Horse/Jockey	Barrier	Top Speed [km/h]	Fastest Section	Margin					Distance Travelled [m]		
1	3 NIKAU SPUR James Orman	1	64.0 400m	0:11.42 400m	0:59.47 [9] (0:12.43)	0:47.04 [11] (0:11.89)	0:35.15 [11] (0:11.92)	0:23.23 [11] (0:11.42)	0:11.81 [2] (0:11.81)	2:28.45	0:35.15	
2	1 MORMONA Ron Stewart	12	64.0 600m	0:11.74 600m	1:00.15 [7] (0:12.35)	0:47.80 [8] (0:11.75)	0:36.05 [4] (0:11.74)	0:24.31 [2] (0:11.90)	0:12.41 [1] (0:12.41)	3.06L	0:36.05	+18
3	5 KIRKEBY Andrew Mallyon	10	63.0 600m	0:11.65 400m	0:59.83 [10] (0:12.24)	0:47.59 [10] (0:11.83)	0:35.76 [10] (0:11.87)	0:23.89 [8] (0:11.65)	0:12.24 [6] (0:12.24)	3.13L	0:35.76	+5
4	9 ARTFUL GIRL Tahlia Fenlon	7	63.3 2200m	0:11.59 2200m	1:00.53 [4] (0:12.40)	0:48.13 [4] (0:12.14)	0:35.99 [5] (0:11.75)	0:24.24 [4] (0:11.92)	0:12.32 [3] (0:12.32)	3.33L	0:35.99	+3
5	12 SIMPLY REFUSE Robbie Dolan	8	64.0 800m	0:11.60 400m	0:59.52 [12] (0:12.20)	0:47.32 [12] (0:11.74)	0:35.58 [12] (0:11.67)	0:23.91 [9] (0:11.60)	0:12.31 [4] (0:12.31)	3.34L	0:35.58	+9
6	6 CHAYSE 'N' ARTIE Luke Tarrant	3	62.8 400m	0:11.59 400m	1:00.34 [6] (0:12.31)	0:48.03 [6] (0:12.06)	0:35.97 [8] (0:12.00)	0:23.97 [10] (0:11.59)	0:12.38 [5] (0:12.38)	3.88L	0:35.97	+11
7	7 SOUTHERN STOCK Jake Bayliss	2	62.4 800m	0:11.76 400m	1:00.01 [11] (0:12.20)	0:47.81 [9] (0:11.77)	0:36.04 [7] (0:11.91)	0:24.13 [7] (0:11.76)	0:12.37 [8] (0:12.37)	4.25L	0:36.04	+8
8	11 GLEN MASSEY Karl Zechner	4	62.6 600m	0:11.75 2200m	1:00.75 [8] (0:12.22)	0:48.53 [7] (0:11.94)	0:36.59 [6] (0:11.88)	0:24.71 [5] (0:11.88)	0:12.83 [9] (0:12.83)	6.94L	0:36.59	+17
9	10 HELEVA DEEL Georgina Cartwright	5	65.0 Overall	0:11.50 2200m	1:01.52 [3] (0:12.27)	0:49.25 [3] (0:11.97)	0:37.28 [2] (0:11.92)	0:25.36 [1] (0:12.23)	0:13.13 [7] (0:13.13)	8.5L	0:37.28	+15
10	8 TAPPY'S LAD Trudy Thornton	11	63.2 2200m	0:11.87 2200m	1:01.75 [5] (0:12.39)	0:49.36 [5] (0:12.12)	0:37.24 [9] (0:12.38)	0:24.86 [12] (0:12.04)	0:12.82 [11] (0:12.82)	11.44L	0:37.24	+18

Scratched: Kairos Louie (#13)

Report Created: Sat 12 October 2024 16:40 GMT+1 (Note: Timing is based on position data)

Page 3/16

[] Ranking at each section and finish
 -:-:- No data available at this section
 NA No data available

SCN Saddle cloth number
 DNF Did not finish
 DNT Did not track

data processed by TRIPLESDATA



Eagle Farm QLD Professional
Race 8: XXXX QUEENSLAND CUP - 2400m
12 October 2024 - 16:04



Track Rating: Good 4, Weather: Fine, Rail Position: +4m Entire

Section													
Field Times						1000m	800m	600m	400m	200m	Last 600m		
						1:00.28 (0:12.35)	0:47.93 (0:12.05)	0:35.88 (0:11.96)	0:23.92 (0:12.03)	0:11.89 (0:11.89)	0:35.88		
Rank	TAB	Horse/Jockey	Barrier	Top Speed [km/h]	Fastest Section						Margin	Distance Travelled [m]	
11	2	TAPILDOODLEDO Nikita Beriman	6	64.4 2200m	0:11.50 2200m	1:02.71 [1] (0:12.39)	0:50.32 [2] (0:12.01)	0:38.31 [1] (0:12.10)	0:26.21 [3] (0:12.40)	0:13.81 [10] (0:13.81)	14.28L	0:38.31	+1
12	4	THIRD REALM Cejay Graham	9	64.1 Overall	0:11.56 2200m	1:04.24 [2] (0:12.35)	0:51.89 [1] (0:12.14)	0:39.75 [3] (0:12.36)	0:27.39 [6] (0:12.86)	0:14.53 [12] (0:14.53)	23.3L	0:39.75	+11

Scratched: Kairos Louie (#13)

[] Ranking at each section and finish
 -:--:-- No data available at this section
 NA No data available

SCN Saddle cloth number
 DNF Did not finish
 DNT Did not track



Horse/Jockey Name	Nikau Spur
Final Rank	1
Fastest Section Time (Section)	0:11.42 (400m)
Top Speed [km/h] (Section)	64.0 (400m)
Race State	Finished



Eagle Farm QLD Professional
Race 8: XXXX QUEENSLAND CUP - 2400m

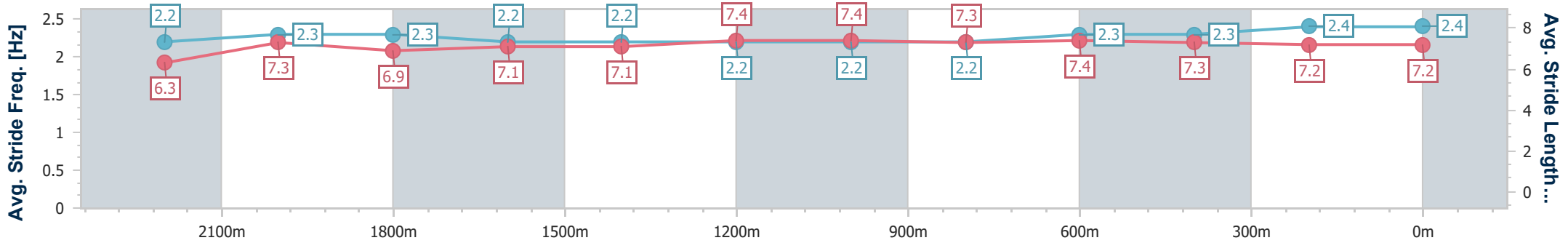
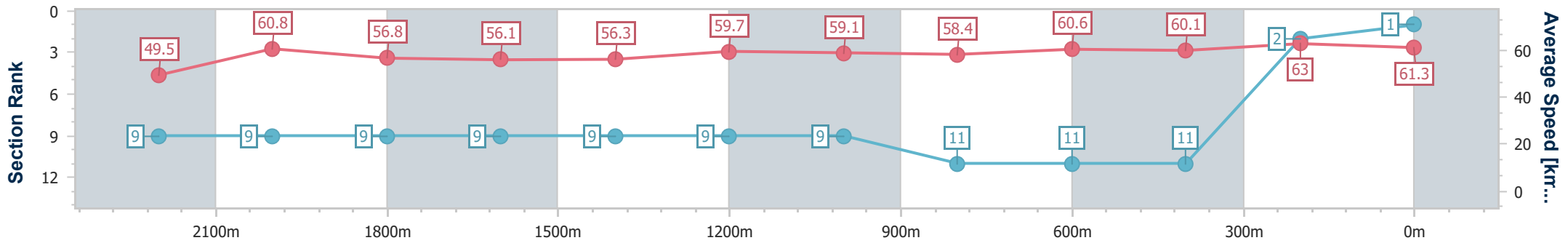


12 October 2024 - 16:04

Track Rating: Good 4, Weather: Fine, Rail Position: +4m Entire

BRISBANE RACING CLUB

Section	Overall	2200m	2000m	1800m	1600m	1400m	1200m	1000m	800m	600m	400m	200m
Section Times	2:28.45 [1] (0:14.53)	2:13.92 [9] (0:11.82)	2:02.10 [9] (0:12.58)	1:49.52 [9] (0:12.93)	1:36.59 [9] (0:12.84)	1:23.75 [9] (0:12.08)	1:11.67 [9] (0:12.20)	0:59.47 [9] (0:12.43)	0:47.04 [11] (0:11.89)	0:35.15 [11] (0:11.92)	0:23.23 [11] (0:11.42)	0:11.81 [2] (0:11.81)
Average Speed [km/h]	49.5	60.8	56.8	56.1	56.3	59.7	59.1	58.4	60.6	60.1	63.0	61.3
Top Speed [km/h]	60.9	62.4	60.3	56.8	58.3	61.4	60.4	59.6	62.1	63.2	64.0	63.6
Avg. Dist. to Rail [m]	1.7	2.4	1.4	1.2	1.4	0.9	1.7	1.5	0.6	0.8	1.5	2.0
Avg. Stride Freq. [Hz]	2.2	2.3	2.3	2.2	2.2	2.2	2.2	2.2	2.3	2.3	2.4	2.4
Avg. Stride Length [m]	6.3	7.3	6.9	7.1	7.1	7.4	7.4	7.3	7.4	7.3	7.2	7.2



- [] Ranking at each section and finish
- .-.- No data available at this section
- NA No data available



Horse/Jockey Name	Mormona
Final Rank	2
Fastest Section Time (Section)	0:11.74 (600m)
Top Speed [km/h] (Section)	64.0 (600m)
Race State	Finished



Eagle Farm QLD Professional
Race 8: XXXX QUEENSLAND CUP - 2400m

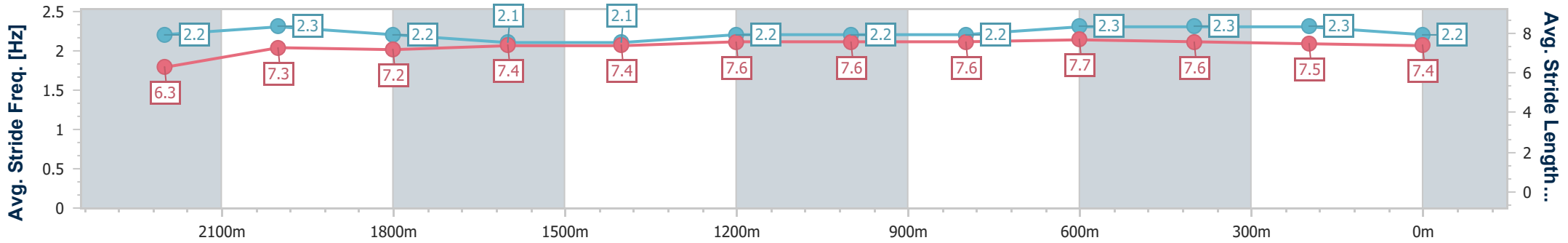
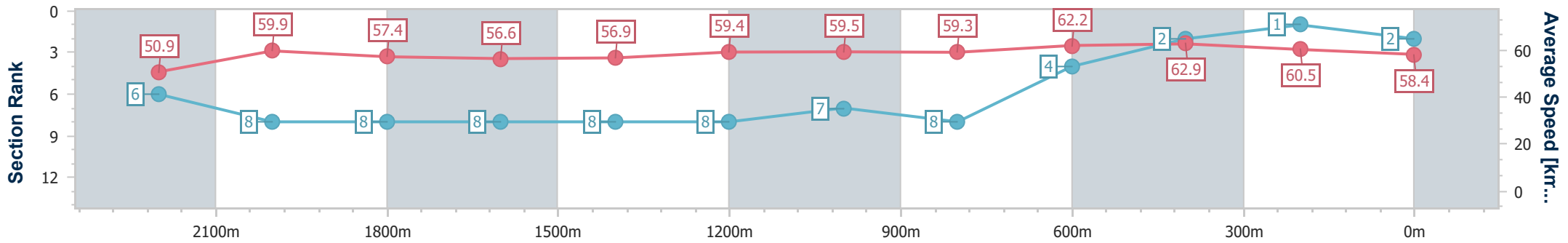
12 October 2024 - 16:04

Track Rating: Good 4, Weather: Fine, Rail Position: +4m Entire



BRISBANE RACING CLUB

Section	Overall	2200m	2000m	1800m	1600m	1400m	1200m	1000m	800m	600m	400m	200m
Section Times	2:28.97 [2] (0:14.21)	2:14.76 [6] (0:12.03)	2:02.73 [8] (0:12.65)	1:50.08 [8] (0:12.90)	1:37.18 [8] (0:12.78)	1:24.40 [8] (0:12.12)	1:12.28 [8] (0:12.13)	1:00.15 [7] (0:12.35)	0:47.80 [8] (0:11.75)	0:36.05 [4] (0:11.74)	0:24.31 [2] (0:11.90)	0:12.41 [1] (0:12.41)
Average Speed [km/h]	50.9	59.9	57.4	56.6	56.9	59.4	59.5	59.3	62.2	62.9	60.5	58.4
Top Speed [km/h]	63.1	62.6	59.1	57.3	58.3	60.5	60.5	60.4	63.4	64.0	62.4	59.6
Avg. Dist. to Rail [m]	10.4	3.0	1.8	2.7	2.7	2.9	3.4	3.5	3.4	5.0	8.5	6.9
Avg. Stride Freq. [Hz]	2.2	2.3	2.2	2.1	2.1	2.2	2.2	2.2	2.3	2.3	2.3	2.2
Avg. Stride Length [m]	6.3	7.3	7.2	7.4	7.4	7.6	7.6	7.6	7.7	7.6	7.5	7.4



- [] Ranking at each section and finish
- .-.- No data available at this section
- NA No data available



Horse/Jockey Name	Kirkeby
Final Rank	3
Fastest Section Time (Section)	0:11.65 (400m)
Top Speed [km/h] (Section)	63.0 (600m)
Race State	Finished



Eagle Farm QLD Professional
Race 8: XXXX QUEENSLAND CUP - 2400m

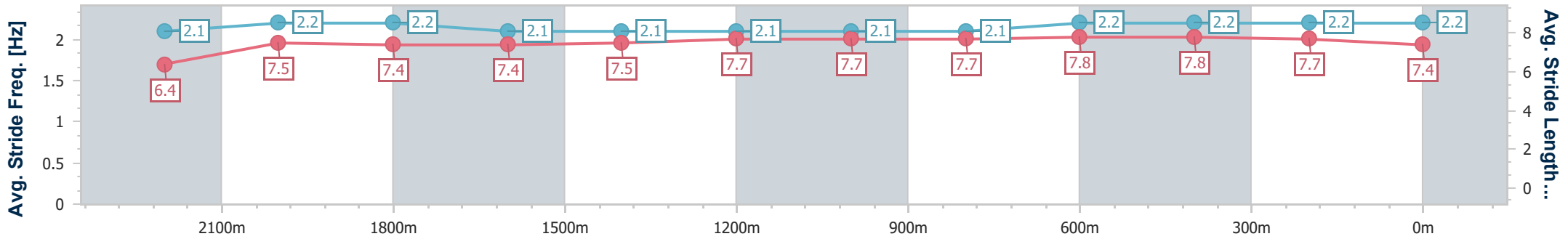
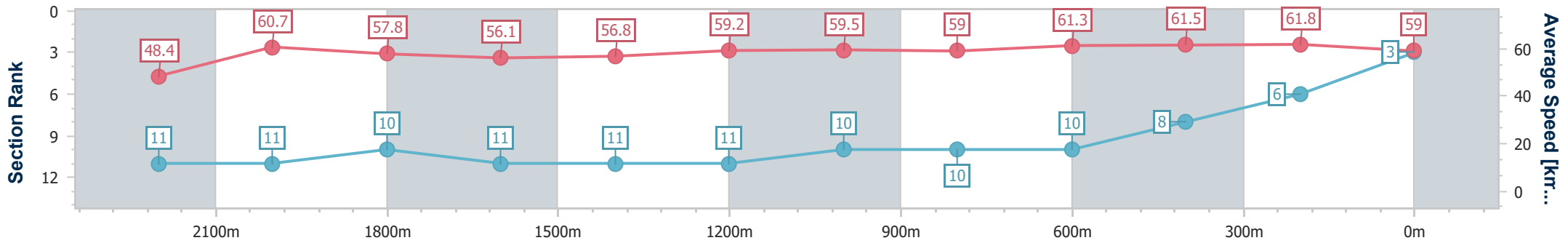
12 October 2024 - 16:04

Track Rating: Good 4, Weather: Fine, Rail Position: +4m Entire



BRISBANE RACING CLUB

Section	Overall	2200m	2000m	1800m	1600m	1400m	1200m	1000m	800m	600m	400m	200m
Section Times	2:28.98 [3] (0:14.91)	2:14.07 [11] (0:11.83)	2:02.24 [11] (0:12.39)	1:49.85 [10] (0:12.92)	1:36.93 [11] (0:12.79)	1:24.14 [11] (0:12.19)	1:11.95 [11] (0:12.12)	0:59.83 [10] (0:12.24)	0:47.59 [10] (0:11.83)	0:35.76 [10] (0:11.87)	0:23.89 [8] (0:11.65)	0:12.24 [6] (0:12.24)
Average Speed [km/h]	48.4	60.7	57.8	56.1	56.8	59.2	59.5	59.0	61.3	61.5	61.8	59.0
Top Speed [km/h]	60.9	61.8	59.3	56.6	58.1	59.6	61.0	60.2	62.3	63.0	62.7	60.7
Avg. Dist. to Rail [m]	6.5	2.5	1.3	1.1	2.8	2.8	1.7	0.7	1.3	2.7	9.5	10.9
Avg. Stride Freq. [Hz]	2.1	2.2	2.2	2.1	2.1	2.1	2.1	2.1	2.2	2.2	2.2	2.2
Avg. Stride Length [m]	6.4	7.5	7.4	7.4	7.5	7.7	7.7	7.7	7.8	7.8	7.7	7.4



- [] Ranking at each section and finish
- .-.- No data available at this section
- NA No data available



Horse/Jockey Name	Artful Girl
Final Rank	4
Fastest Section Time (Section)	0:11.59 (2200m)
Top Speed [km/h] (Section)	63.3 (2200m)
Race State	Finished



Eagle Farm QLD Professional
Race 8: XXXX QUEENSLAND CUP - 2400m

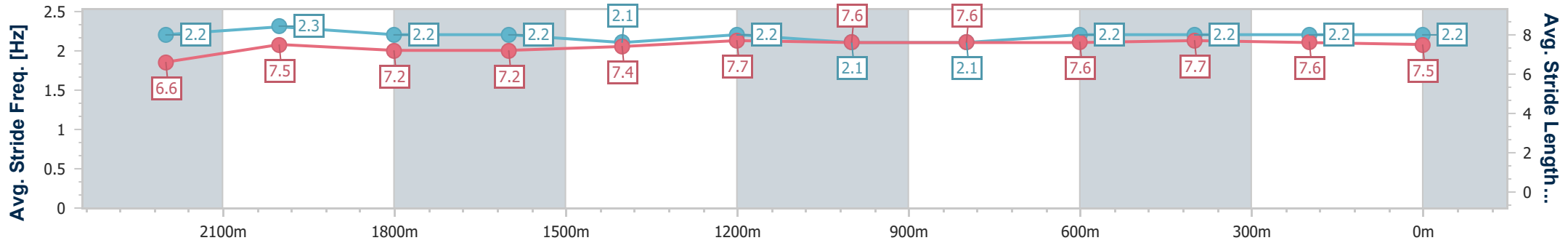
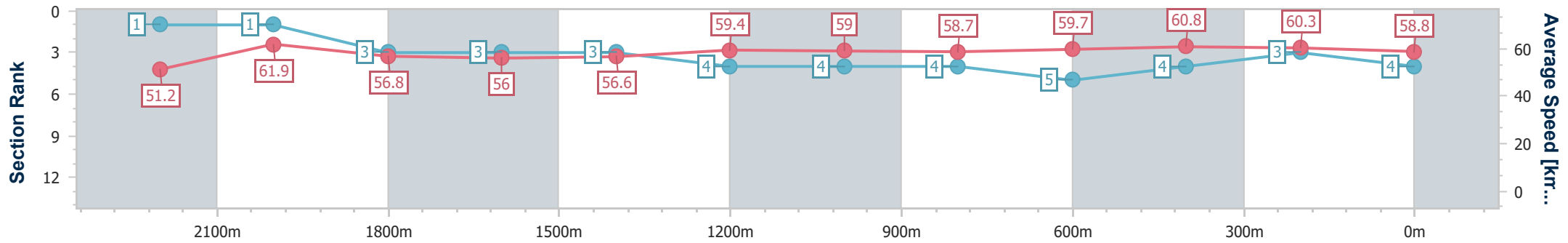
12 October 2024 - 16:04

Track Rating: Good 4, Weather: Fine, Rail Position: +4m Entire



BRISBANE RACING CLUB

Section	Overall	2200m	2000m	1800m	1600m	1400m	1200m	1000m	800m	600m	400m	200m
Section Times	2:29.01 [4] (0:14.07)	2:14.94 [1] (0:11.59)	2:03.35 [1] (0:12.63)	1:50.72 [3] (0:12.97)	1:37.75 [3] (0:12.84)	1:24.91 [3] (0:12.12)	1:12.79 [4] (0:12.26)	1:00.53 [4] (0:12.40)	0:48.13 [4] (0:12.14)	0:35.99 [5] (0:11.75)	0:24.24 [4] (0:11.92)	0:12.32 [3] (0:12.32)
Average Speed [km/h]	51.2	61.9	56.8	56.0	56.6	59.4	59.0	58.7	59.7	60.8	60.3	58.8
Top Speed [km/h]	62.0	63.3	59.7	56.7	58.7	60.4	59.4	61.0	60.8	61.6	61.1	59.4
Avg. Dist. to Rail [m]	3.5	1.2	1.3	1.6	2.7	2.7	2.3	2.5	1.8	2.1	1.7	1.7
Avg. Stride Freq. [Hz]	2.2	2.3	2.2	2.2	2.1	2.2	2.1	2.1	2.2	2.2	2.2	2.2
Avg. Stride Length [m]	6.6	7.5	7.2	7.2	7.4	7.7	7.6	7.6	7.6	7.7	7.6	7.5



- [] Ranking at each section and finish
- .-.- No data available at this section
- NA No data available



Horse/Jockey Name	Simply Refuse
Final Rank	5
Fastest Section Time (Section)	0:11.60 (400m)
Top Speed [km/h] (Section)	64.0 (800m)
Race State	Finished



Eagle Farm QLD Professional
Race 8: XXXX QUEENSLAND CUP - 2400m

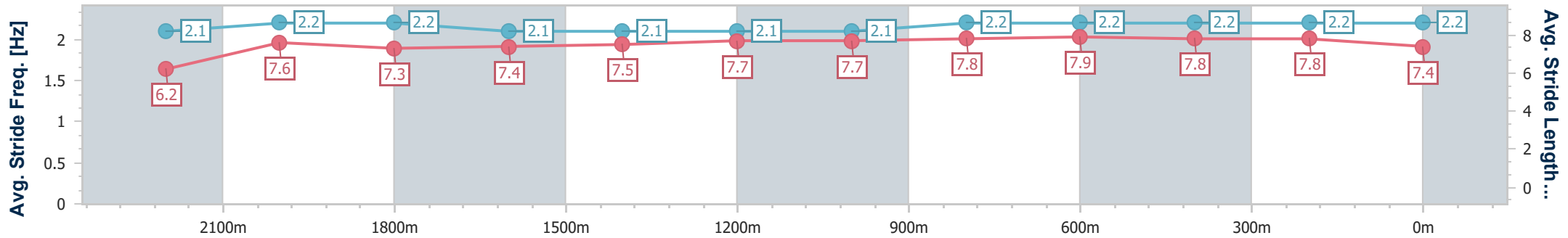
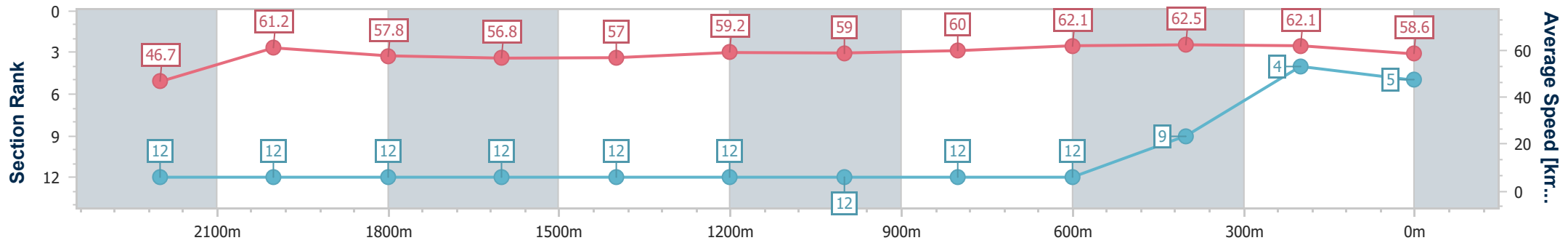


12 October 2024 - 16:04

Track Rating: Good 4, Weather: Fine, Rail Position: +4m Entire

BRISBANE RACING CLUB

Section	Overall	2200m	2000m	1800m	1600m	1400m	1200m	1000m	800m	600m	400m	200m
Section Times	2:29.01 [5] (0:15.43)	2:13.58 [12] (0:11.78)	2:01.80 [12] (0:12.43)	1:49.37 [12] (0:12.74)	1:36.63 [12] (0:12.73)	1:23.90 [12] (0:12.17)	1:11.73 [12] (0:12.21)	0:59.52 [12] (0:12.20)	0:47.32 [12] (0:11.74)	0:35.58 [12] (0:11.67)	0:23.91 [9] (0:11.60)	0:12.31 [4] (0:12.31)
Average Speed [km/h]	46.7	61.2	57.8	56.8	57.0	59.2	59.0	60.0	62.1	62.5	62.1	58.6
Top Speed [km/h]	63.0	62.5	59.4	58.1	58.5	60.2	60.1	61.5	64.0	63.8	63.8	60.0
Avg. Dist. to Rail [m]	5.8	0.3	0.8	0.7	1.8	2.1	2.8	3.1	2.8	3.3	7.5	8.5
Avg. Stride Freq. [Hz]	2.1	2.2	2.2	2.1	2.1	2.1	2.1	2.2	2.2	2.2	2.2	2.2
Avg. Stride Length [m]	6.2	7.6	7.3	7.4	7.5	7.7	7.7	7.8	7.9	7.8	7.8	7.4



- [] Ranking at each section and finish
- .-.- No data available at this section
- NA No data available



Horse/Jockey Name	Chayse 'N' Artie
Final Rank	6
Fastest Section Time (Section)	0:11.59 (400m)
Top Speed [km/h] (Section)	62.8 (400m)
Race State	Finished



Eagle Farm QLD Professional
Race 8: XXXX QUEENSLAND CUP - 2400m

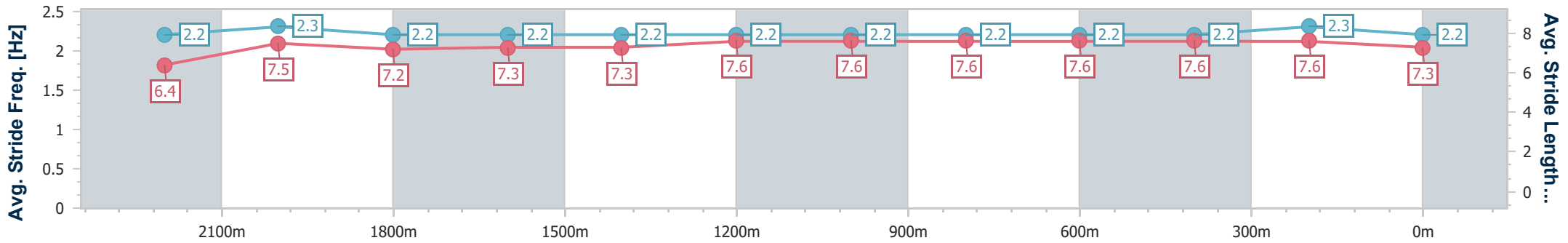
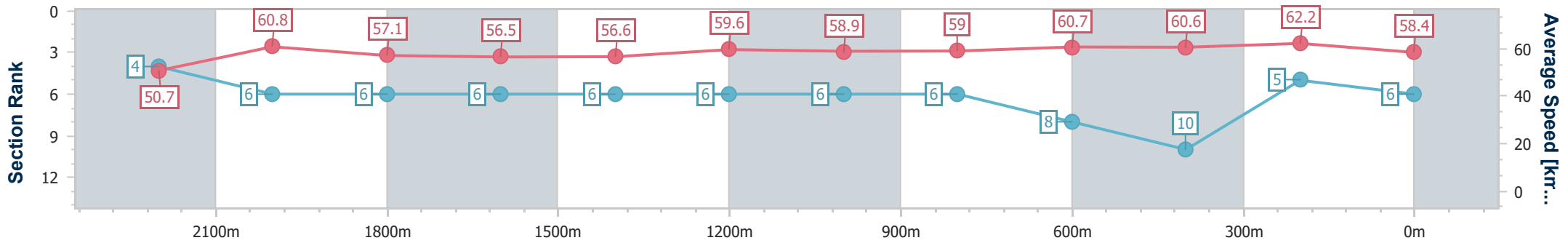
12 October 2024 - 16:04

Track Rating: Good 4, Weather: Fine, Rail Position: +4m Entire



BRISBANE RACING CLUB

Section	Overall	2200m	2000m	1800m	1600m	1400m	1200m	1000m	800m	600m	400m	200m
Section Times	2:29.11 [6] (0:14.18)	2:14.93 [4] (0:11.82)	2:03.11 [6] (0:12.73)	1:50.38 [6] (0:12.88)	1:37.50 [6] (0:12.82)	1:24.68 [6] (0:12.13)	1:12.55 [6] (0:12.21)	1:00.34 [6] (0:12.31)	0:48.03 [6] (0:12.06)	0:35.97 [8] (0:12.00)	0:23.97 [10] (0:11.59)	0:12.38 [5] (0:12.38)
Average Speed [km/h]	50.7	60.8	57.1	56.5	56.6	59.6	58.9	59.0	60.7	60.6	62.2	58.4
Top Speed [km/h]	62.7	62.1	60.6	57.5	58.0	60.1	60.5	60.8	61.7	62.3	62.8	61.1
Avg. Dist. to Rail [m]	2.2	0.8	1.3	2.4	2.6	1.4	1.1	1.8	3.8	1.8	1.4	0.5
Avg. Stride Freq. [Hz]	2.2	2.3	2.2	2.2	2.2	2.2	2.2	2.2	2.2	2.2	2.3	2.2
Avg. Stride Length [m]	6.4	7.5	7.2	7.3	7.3	7.6	7.6	7.6	7.6	7.6	7.6	7.3



- [] Ranking at each section and finish
- .-.- No data available at this section
- NA No data available



Horse/Jockey Name	Southern Stock
Final Rank	7
Fastest Section Time (Section)	0:11.76 (400m)
Top Speed [km/h] (Section)	62.4 (800m)
Race State	Finished



Eagle Farm QLD Professional
Race 8: XXXX QUEENSLAND CUP - 2400m

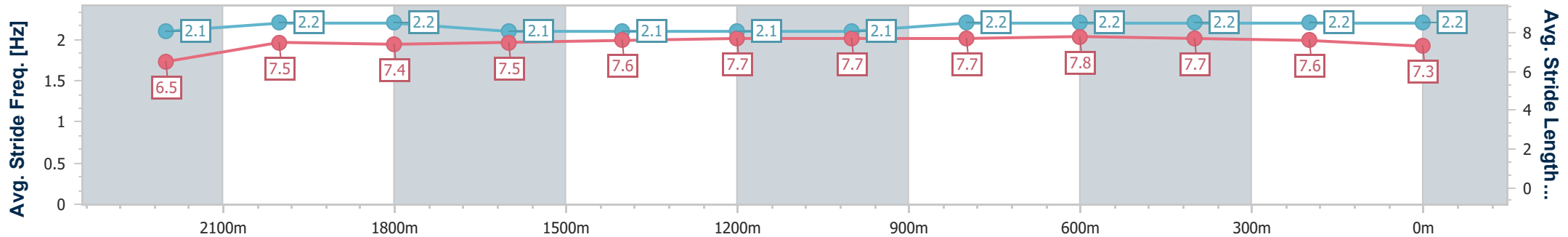
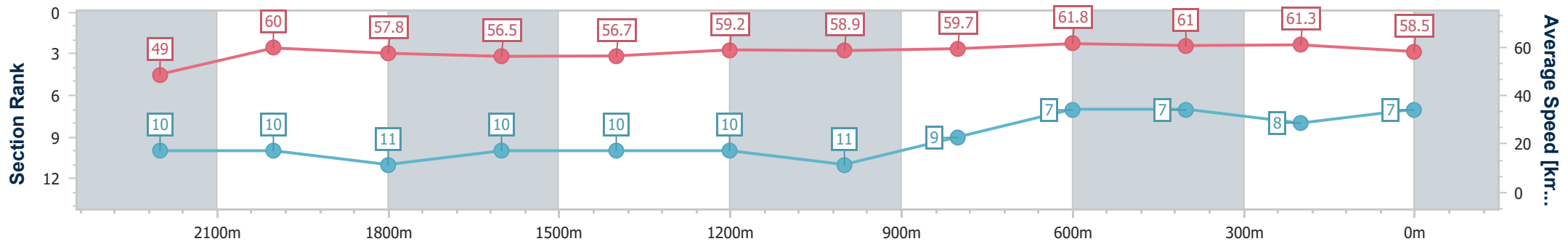


12 October 2024 - 16:04

Track Rating: Good 4, Weather: Fine, Rail Position: +4m Entire

BRISBANE RACING CLUB

Section	Overall	2200m	2000m	1800m	1600m	1400m	1200m	1000m	800m	600m	400m	200m
Section Times	2:29.17 [7] (0:14.67)	2:14.50 [10] (0:12.02)	2:02.48 [10] (0:12.46)	1:50.02 [11] (0:12.84)	1:37.18 [10] (0:12.76)	1:24.42 [10] (0:12.19)	1:12.23 [10] (0:12.22)	1:00.01 [11] (0:12.20)	0:47.81 [9] (0:11.77)	0:36.04 [7] (0:11.91)	0:24.13 [7] (0:11.76)	0:12.37 [8] (0:12.37)
Average Speed [km/h]	49.0	60.0	57.8	56.5	56.7	59.2	58.9	59.7	61.8	61.0	61.3	58.5
Top Speed [km/h]	59.7	61.7	59.3	57.8	57.6	59.8	60.2	61.0	62.4	62.4	62.4	59.8
Avg. Dist. to Rail [m]	2.0	0.7	1.0	1.4	1.7	2.6	2.9	2.2	1.9	2.4	8.5	8.0
Avg. Stride Freq. [Hz]	2.1	2.2	2.2	2.1	2.1	2.1	2.1	2.2	2.2	2.2	2.2	2.2
Avg. Stride Length [m]	6.5	7.5	7.4	7.5	7.6	7.7	7.7	7.7	7.8	7.7	7.6	7.3



- [] Ranking at each section and finish
- .-.- No data available at this section
- NA No data available



Horse/Jockey Name	Glen Massey
Final Rank	8
Fastest Section Time (Section)	0:11.75 (2200m)
Top Speed [km/h] (Section)	62.6 (600m)
Race State	Finished



Eagle Farm QLD Professional
Race 8: XXXX QUEENSLAND CUP - 2400m

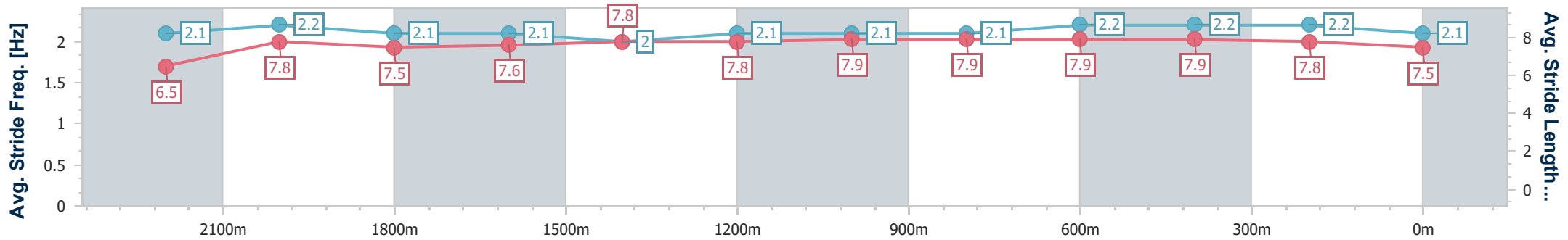
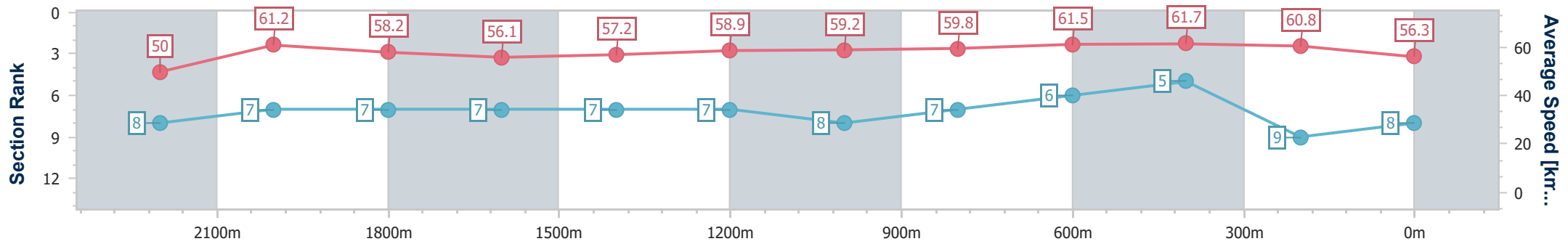


12 October 2024 - 16:04

Track Rating: Good 4, Weather: Fine, Rail Position: +4m Entire

BRISBANE RACING CLUB

Section	Overall	2200m	2000m	1800m	1600m	1400m	1200m	1000m	800m	600m	400m	200m
Section Times	2:29.63 [8] (0:14.47)	2:15.16 [8] (0:11.75)	2:03.41 [7] (0:12.55)	1:50.86 [7] (0:12.98)	1:37.88 [7] (0:12.73)	1:25.15 [7] (0:12.21)	1:12.94 [7] (0:12.19)	1:00.75 [8] (0:12.22)	0:48.53 [7] (0:11.94)	0:36.59 [6] (0:11.88)	0:24.71 [5] (0:11.88)	0:12.83 [9] (0:12.83)
Average Speed [km/h]	50.0	61.2	58.2	56.1	57.2	58.9	59.2	59.8	61.5	61.7	60.8	56.3
Top Speed [km/h]	62.0	62.0	59.4	57.1	58.3	60.0	60.2	61.8	62.3	62.6	62.0	59.4
Avg. Dist. to Rail [m]	2.9	0.8	2.6	2.5	2.4	2.4	2.6	3.3	3.6	4.2	7.6	6.1
Avg. Stride Freq. [Hz]	2.1	2.2	2.1	2.1	2.0	2.1	2.1	2.1	2.2	2.2	2.2	2.1
Avg. Stride Length [m]	6.5	7.8	7.5	7.6	7.8	7.8	7.9	7.9	7.9	7.9	7.8	7.5



- [] Ranking at each section and finish
- .-.- No data available at this section
- NA No data available



Horse/Jockey Name	Heleva Deel
Final Rank	9
Fastest Section Time (Section)	0:11.50 (2200m)
Top Speed [km/h] (Section)	65.0 (Overall)
Race State	Finished



Eagle Farm QLD Professional
Race 8: XXXX QUEENSLAND CUP - 2400m

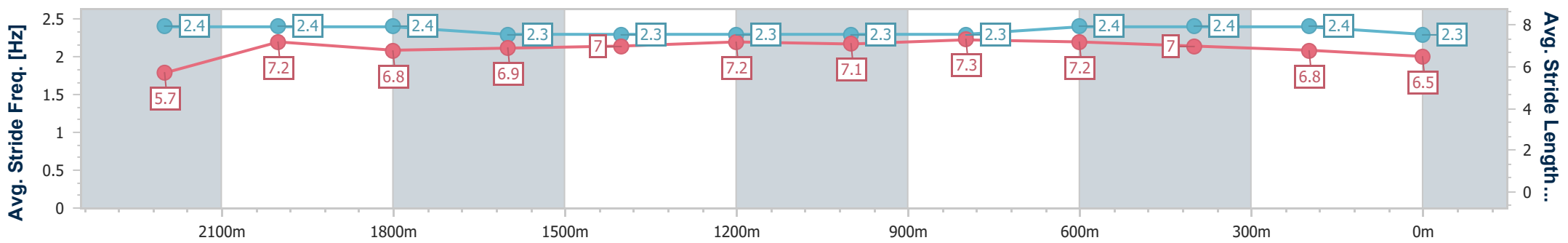
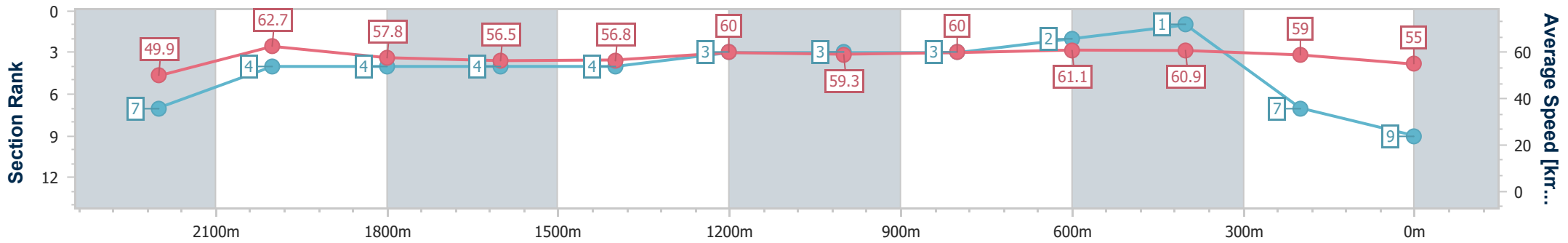


12 October 2024 - 16:04

Track Rating: Good 4, Weather: Fine, Rail Position: +4m Entire

BRISBANE RACING CLUB

Section	Overall	2200m	2000m	1800m	1600m	1400m	1200m	1000m	800m	600m	400m	200m
Section Times	2:29.89 [9] (0:14.42)	2:15.47 [7] (0:11.50)	2:03.97 [4] (0:12.49)	1:51.48 [4] (0:13.02)	1:38.46 [4] (0:12.76)	1:25.70 [4] (0:12.03)	1:13.67 [3] (0:12.15)	1:01.52 [3] (0:12.27)	0:49.25 [3] (0:11.97)	0:37.28 [2] (0:11.92)	0:25.36 [1] (0:12.23)	0:13.13 [7] (0:13.13)
Average Speed [km/h]	49.9	62.7	57.8	56.5	56.8	60.0	59.3	60.0	61.1	60.9	59.0	55.0
Top Speed [km/h]	65.0	63.9	61.7	57.1	58.7	60.5	60.1	60.9	62.4	62.3	60.5	58.4
Avg. Dist. to Rail [m]	4.3	1.1	1.9	3.8	2.4	2.0	2.4	4.3	3.3	2.1	4.6	2.9
Avg. Stride Freq. [Hz]	2.4	2.4	2.4	2.3	2.3	2.3	2.3	2.3	2.4	2.4	2.4	2.3
Avg. Stride Length [m]	5.7	7.2	6.8	6.9	7.0	7.2	7.1	7.3	7.2	7.0	6.8	6.5



- [] Ranking at each section and finish
- .-.- No data available at this section
- NA No data available



Horse/Jockey Name	Tappy's Lad
Final Rank	10
Fastest Section Time (Section)	0:11.87 (2200m)
Top Speed [km/h] (Section)	63.2 (2200m)
Race State	Finished



Eagle Farm QLD Professional
Race 8: XXXX QUEENSLAND CUP - 2400m

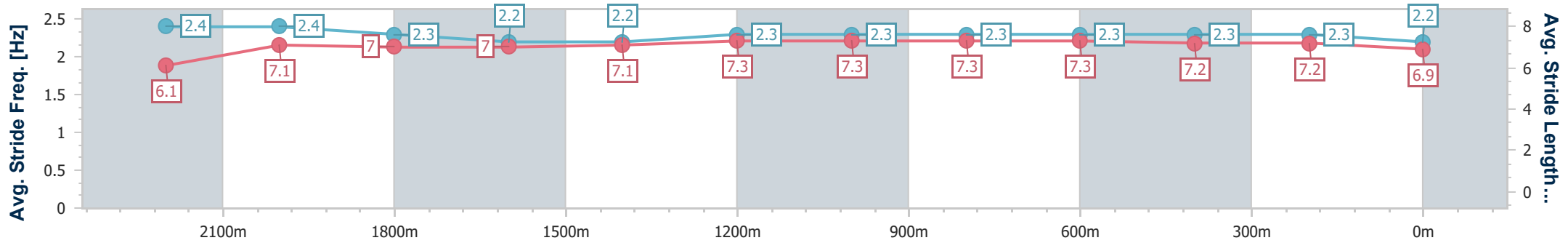
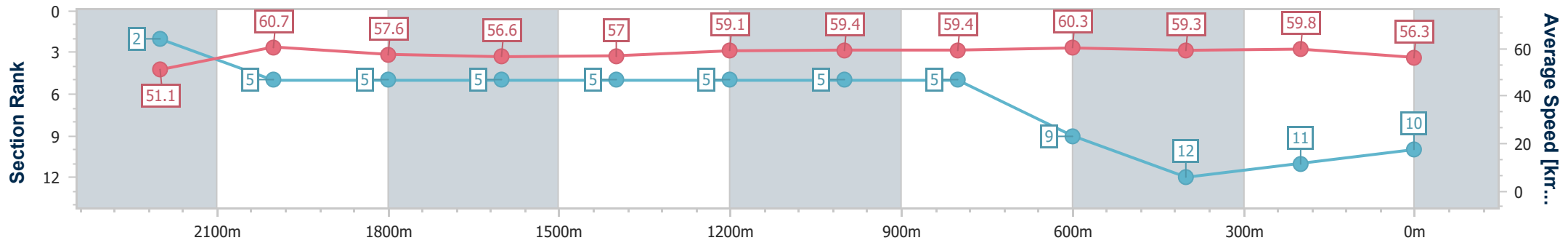


12 October 2024 - 16:04

Track Rating: Good 4, Weather: Fine, Rail Position: +4m Entire

BRISBANE RACING CLUB

Section	Overall	2200m	2000m	1800m	1600m	1400m	1200m	1000m	800m	600m	400m	200m
Section Times	2:30.39 [10] (0:14.10)	2:16.29 [2] (0:11.87)	2:04.42 [5] (0:12.61)	1:51.81 [5] (0:12.92)	1:38.89 [5] (0:12.78)	1:26.11 [5] (0:12.21)	1:13.90 [5] (0:12.15)	1:01.75 [5] (0:12.39)	0:49.36 [5] (0:12.12)	0:37.24 [9] (0:12.38)	0:24.86 [12] (0:12.04)	0:12.82 [11] (0:12.82)
Average Speed [km/h]	51.1	60.7	57.6	56.6	57.0	59.1	59.4	59.4	60.3	59.3	59.8	56.3
Top Speed [km/h]	62.4	63.2	59.3	57.2	58.2	59.7	60.2	60.6	61.7	61.1	60.8	58.6
Avg. Dist. to Rail [m]	7.4	3.0	1.9	2.6	3.3	3.4	4.1	4.3	3.6	3.9	3.1	0.5
Avg. Stride Freq. [Hz]	2.4	2.4	2.3	2.2	2.2	2.3	2.3	2.3	2.3	2.3	2.3	2.2
Avg. Stride Length [m]	6.1	7.1	7.0	7.0	7.1	7.3	7.3	7.3	7.3	7.2	7.2	6.9



- [] Ranking at each section and finish
- .-.- No data available at this section
- NA No data available



Horse/Jockey Name	Tapildoodleo
Final Rank	11
Fastest Section Time (Section)	0:11.50 (2200m)
Top Speed [km/h] (Section)	64.4 (2200m)
Race State	Finished



Eagle Farm QLD Professional
Race 8: XXXX QUEENSLAND CUP - 2400m

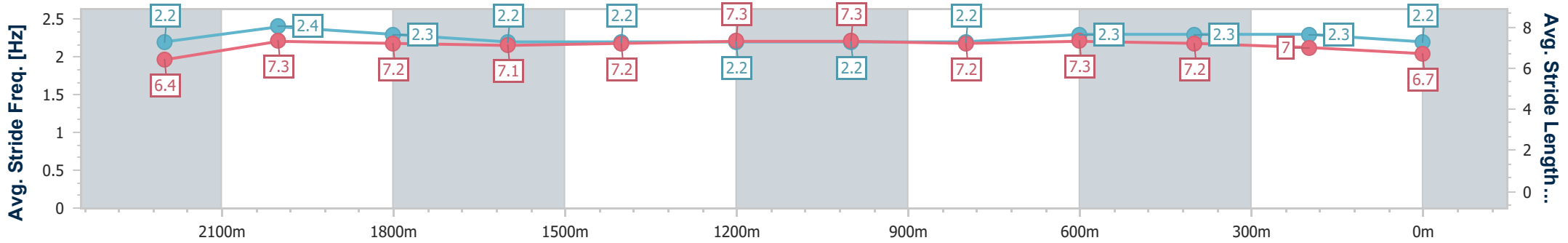
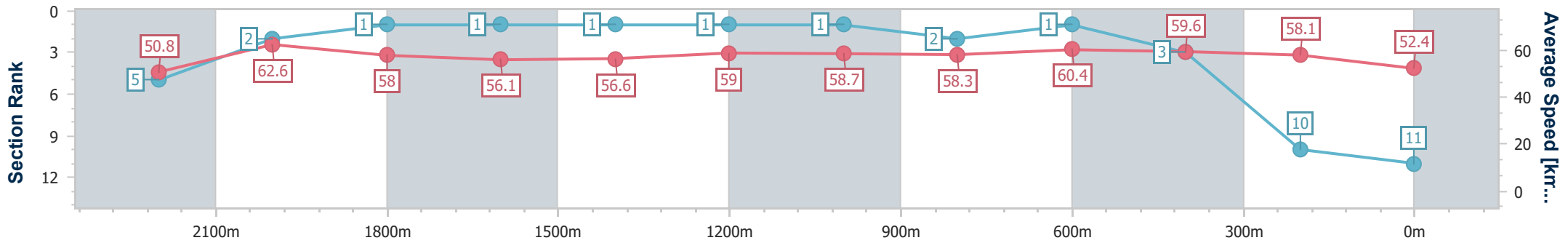


12 October 2024 - 16:04

BRISBANE RACING CLUB

Track Rating: Good 4, Weather: Fine, Rail Position: +4m Entire

Section	Overall	2200m	2000m	1800m	1600m	1400m	1200m	1000m	800m	600m	400m	200m
Section Times	2:30.88 [11] (0:14.20)	2:16.68 [5] (0:11.50)	2:05.18 [2] (0:12.33)	1:52.85 [1] (0:12.85)	1:40.00 [1] (0:12.73)	1:27.27 [1] (0:12.27)	1:15.00 [1] (0:12.29)	1:02.71 [1] (0:12.39)	0:50.32 [2] (0:12.01)	0:38.31 [1] (0:12.10)	0:26.21 [3] (0:12.40)	0:13.81 [10] (0:13.81)
Average Speed [km/h]	50.8	62.6	58.0	56.1	56.6	59.0	58.7	58.3	60.4	59.6	58.1	52.4
Top Speed [km/h]	63.9	64.4	60.3	56.9	58.1	59.4	59.0	59.5	60.9	60.5	59.1	56.2
Avg. Dist. to Rail [m]	5.2	0.6	1.4	0.5	1.5	1.8	2.0	1.5	0.7	0.7	2.9	4.7
Avg. Stride Freq. [Hz]	2.2	2.4	2.3	2.2	2.2	2.2	2.2	2.2	2.3	2.3	2.3	2.2
Avg. Stride Length [m]	6.4	7.3	7.2	7.1	7.2	7.3	7.3	7.2	7.3	7.2	7.0	6.7



- [] Ranking at each section and finish
- .-.- No data available at this section
- NA No data available



Horse/Jockey Name	Third Realm
Final Rank	12
Fastest Section Time (Section)	0:11.56 (2200m)
Top Speed [km/h] (Section)	64.1 (Overall)
Race State	Finished



Eagle Farm QLD Professional
Race 8: XXXX QUEENSLAND CUP - 2400m

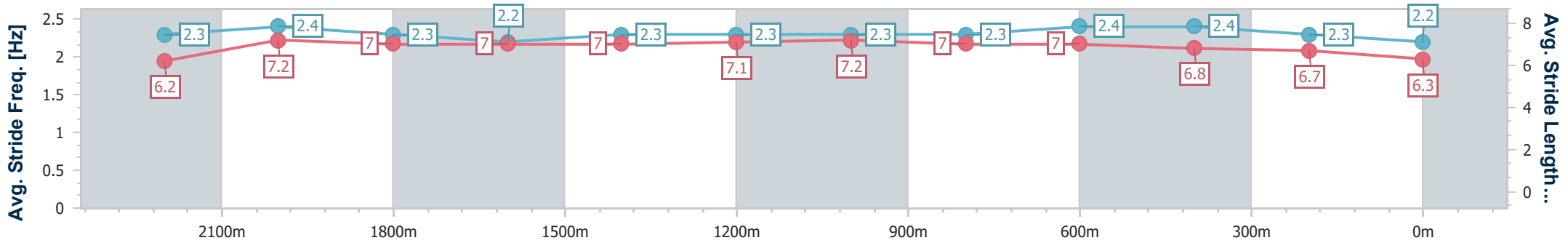
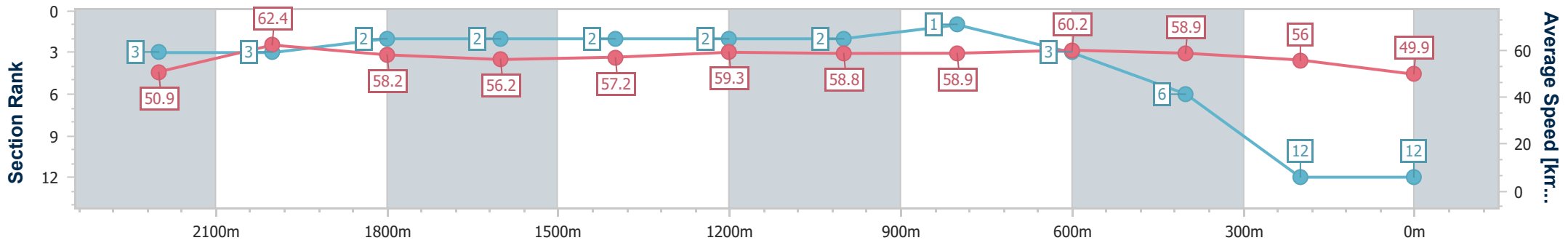


12 October 2024 - 16:04

Track Rating: Good 4, Weather: Fine, Rail Position: +4m Entire

BRISBANE RACING CLUB

Section	Overall	2200m	2000m	1800m	1600m	1400m	1200m	1000m	800m	600m	400m	200m
Section Times	2:32.41 [12] (0:14.15)	2:18.26 [3] (0:11.56)	2:06.70 [3] (0:12.46)	1:54.24 [2] (0:12.89)	1:41.35 [2] (0:12.72)	1:28.63 [2] (0:12.15)	1:16.48 [2] (0:12.24)	1:04.24 [2] (0:12.35)	0:51.89 [1] (0:12.14)	0:39.75 [3] (0:12.36)	0:27.39 [6] (0:12.86)	0:14.53 [12] (0:14.53)
Average Speed [km/h]	50.9	62.4	58.2	56.2	57.2	59.3	58.8	58.9	60.2	58.9	56.0	49.9
Top Speed [km/h]	64.1	64.1	60.0	57.2	58.8	60.0	59.4	60.2	61.3	61.2	57.7	53.3
Avg. Dist. to Rail [m]	6.8	1.9	1.5	1.7	2.0	1.4	1.0	2.3	3.3	2.4	4.7	3.0
Avg. Stride Freq. [Hz]	2.3	2.4	2.3	2.2	2.3	2.3	2.3	2.3	2.4	2.4	2.3	2.2
Avg. Stride Length [m]	6.2	7.2	7.0	7.0	7.0	7.1	7.2	7.0	7.0	6.8	6.7	6.3



- [] Ranking at each section and finish
- .-.- No data available at this section
- NA No data available



Eagle Farm QLD Professional

Race 9: U&U Recruitment Class 6 Handicap - 1400m

12 October 2024 - 16:38



BRISBANE
RACING CLUB

Track Rating: Good 4, Weather: Fine, Rail Position: +4m Entire

Section													
Field Times		Overall	1200m	1000m	800m	600m	400m	Last 600m					
		1:23.59 (0:13.96)	1:09.63 (0:11.15)	0:58.48 (0:12.00)	0:46.48 (0:12.15)	0:34.33 (0:11.74)	0:22.59 (0:11.11)	0:34.33					
Rank	TAB	Horse/Jockey	Barrier	Top Speed [km/h]	Fastest Section							Distance Travelled [m]	
1	4	SUBSTANTIAL James Orman	7	67.7 400m	0:10.87 400m	1:23.59 [1] (0:14.05)	1:09.54 [2] (0:11.36)	0:58.18 [2] (0:11.99)	0:46.19 [2] (0:12.22)	0:33.97 [2] (0:11.66)	0:22.31 [3] (0:10.87)	0:33.97	
2	3	BLAKMAX Emily Lang	8	66.1 1200m	0:11.11 400m	1:23.71 [2] (0:13.96)	1:09.75 [1] (0:11.15)	0:58.60 [1] (0:12.00)	0:46.60 [1] (0:12.15)	0:34.45 [1] (0:11.74)	0:22.71 [1] (0:11.11)	0:34.45	-2
3	1	SHA OF GOMER Boris Thornton	1	67.9 400m	0:10.74 400m	1:23.73 [3] (0:14.20)	1:09.53 [4] (0:11.52)	0:58.01 [4] (0:11.99)	0:46.02 [4] (0:12.13)	0:33.89 [4] (0:11.54)	0:22.35 [4] (0:10.74)	0:33.89	-1
4	6	WARBY Jag Guthmann-Chester	5	68.5 400m	0:10.68 400m	1:23.75 [4] (0:14.67)	1:09.08 [8] (0:11.47)	0:57.61 [8] (0:11.96)	0:45.65 [8] (0:12.25)	0:33.40 [8] (0:11.31)	0:22.09 [8] (0:10.68)	0:33.40	+1
5	5	CLOUDLAND Andrew Mallyon	4	66.9 400m	0:10.90 400m	1:23.75 [5] (0:14.10)	1:09.65 [3] (0:11.41)	0:58.24 [3] (0:12.02)	0:46.22 [3] (0:12.17)	0:34.05 [3] (0:11.57)	0:22.48 [2] (0:10.90)	0:34.05	+2
6	17	BEEBEE DAZZLER Taylor Marshall	9	67.2 400m	0:10.81 400m	1:23.87 [6] (0:14.38)	1:09.49 [5] (0:11.43)	0:58.06 [5] (0:11.99)	0:46.07 [5] (0:12.21)	0:33.86 [5] (0:11.48)	0:22.38 [5] (0:10.81)	0:33.86	+2
7	13	BLACK DUKE Jake Bayliss	2	68.1 400m	0:10.82 400m	1:24.04 [7] (0:14.40)	1:09.64 [6] (0:11.45)	0:58.19 [6] (0:11.96)	0:46.23 [6] (0:12.27)	0:33.96 [6] (0:11.51)	0:22.45 [6] (0:10.82)	0:33.96	+0
8	11	BELVEDERE BOYS Martin Harley	3	68.4 400m	0:10.72 400m	1:24.15 [8] (0:14.61)	1:09.54 [7] (0:11.52)	0:58.02 [7] (0:11.81)	0:46.21 [7] (0:12.31)	0:33.90 [7] (0:11.43)	0:22.47 [9] (0:10.72)	0:33.90	+6
9	14	STARRY EYES Ron Stewart	10	68.7 600m	0:10.79 400m	1:24.21 [9] (0:14.76)	1:09.45 [9] (0:11.64)	0:57.81 [9] (0:11.77)	0:46.04 [9] (0:12.19)	0:33.85 [9] (0:11.27)	0:22.58 [7] (0:10.79)	0:33.85	+8
10	16	HOOT 'N' HOLLER Nikita Beriman	12	68.7 400m	0:10.74 400m	1:24.26 [10] (0:14.96)	1:09.30 [11] (0:11.96)	0:57.34 [12] (0:11.67)	0:45.67 [12] (0:12.17)	0:33.50 [11] (0:11.08)	0:22.42 [10] (0:10.74)	0:33.50	+1

Scratched: Naval Trader (#9), Invahir (#15), Burning Bell (#12), Patton (#10), Battlefield (#2)

Report Created: Sat 12 October 2024 16:53 GMT+1 (Note: Timing is based on position data)

Page 1/16

[] Ranking at each section and finish
 -:-:- No data available at this section
 NA No data available

SCN Saddle cloth number
 DNF Did not finish
 DNT Did not track

data processed by TRIPLES DATA



Eagle Farm QLD Professional

Race 9: U&U Recruitment Class 6 Handicap - 1400m

12 October 2024 - 16:38



BRISBANE
RACING CLUB

Track Rating: Good 4, Weather: Fine, Rail Position: +4m Entire

Section	Overall	1200m	1000m	800m	600m	400m	Last 600m
Field Times	1:23.59 (0:13.96)	1:09.63 (0:11.15)	0:58.48 (0:12.00)	0:46.48 (0:12.15)	0:34.33 (0:11.74)	0:22.59 (0:11.11)	0:34.33

Rank	TAB	Horse/Jockey	Barrier	Top Speed [km/h]	Fastest Section	Overall	1200m	1000m	800m	600m	400m	Last 600m	Distance Travelled [m]
11	7	POETIC DRAMA	11	69.3	0:10.78	1:24.29 [11]	1:09.28 [12]	0:57.74 [10]	0:45.88 [10]	0:33.58 [10]	0:22.32 [11]	0:33.58	+2
		Cejay Graham		400m	400m	(0:15.01)	(0:11.54)	(0:11.86)	(0:12.30)	(0:11.26)	(0:10.78)		
12	8	CRIADERAS	6	67.0	0:10.85	1:24.94 [12]	1:09.99 [10]	0:58.22 [11]	0:46.37 [11]	0:34.16 [12]	0:22.74 [12]	0:34.16	+2
		Robbie Dolan		400m	400m	(0:14.95)	(0:11.77)	(0:11.85)	(0:12.21)	(0:11.42)	(0:10.85)		

Scratched: Naval Trader (#9), Invahir (#15), Burning Bell (#12), Patton (#10), Battlefield (#2)

[] Ranking at each section and finish
 -:-:- No data available at this section
 NA No data available

SCN Saddle cloth number
 DNF Did not finish
 DNT Did not track



Eagle Farm QLD Professional

Race 9: U&U Recruitment Class 6 Handicap - 1400m

12 October 2024 - 16:38



BRISBANE
RACING CLUB

Track Rating: Good 4, Weather: Fine, Rail Position: +4m Entire

Section				200m				Last 600m	
Field Times				0:11.48 (0:11.48)				0:34.33	
Rank	TAB	Horse/Jockey	Barrier	Top Speed [km/h]	Fastest Section	Margin			Distance Travelled [m]
1	4	SUBSTANTIAL James Orman	7	67.7 400m	0:10.87 400m	0:11.44 [3] (0:11.44)	1:23.59		0:33.97
2	3	BLAKMAX Emily Lang	8	66.1 1200m	0:11.11 400m	0:11.60 [1] (0:11.60)	0.72L		0:34.45 -2
3	1	SHA OF GOMER Boris Thornton	1	67.9 400m	0:10.74 400m	0:11.61 [2] (0:11.61)	0.83L		0:33.89 -1
4	6	WARBY Jag Guthmann-Chester	5	68.5 400m	0:10.68 400m	0:11.41 [6] (0:11.41)	0.95L		0:33.40 +1
5	5	CLOUDLAND Andrew Mallyon	4	66.9 400m	0:10.90 400m	0:11.58 [4] (0:11.58)	0.97L		0:34.05 +2
6	17	BEEBEE DAZZLER Taylor Marshall	9	67.2 400m	0:10.81 400m	0:11.57 [5] (0:11.57)	1.63L		0:33.86 +2
7	13	BLACK DUKE Jake Bayliss	2	68.1 400m	0:10.82 400m	0:11.63 [8] (0:11.63)	2.65L		0:33.96 +0
8	11	BELVEDERE BOYS Martin Harley	3	68.4 400m	0:10.72 400m	0:11.75 [7] (0:11.75)	3.33L		0:33.90 +6
9	14	STARRY EYES Ron Stewart	10	68.7 600m	0:10.79 400m	0:11.79 [9] (0:11.79)	3.68L		0:33.85 +8
10	16	HOOT 'N' HOLLER Nikita Beriman	12	68.7 400m	0:10.74 400m	0:11.68 [10] (0:11.68)	3.93L		0:33.50 +1

Scratched: Naval Trader (#9), Invahir (#15), Burning Bell (#12), Patton (#10), Battlefield (#2)

Report Created: Sat 12 October 2024 16:53 GMT+1 (Note: Timing is based on position data)

Page 3/16

[] Ranking at each section and finish
 -:-:- No data available at this section
 NA No data available

SCN Saddle cloth number
 DNF Did not finish
 DNT Did not track

data processed by  **TRIPLES DATA**



Eagle Farm QLD Professional

Race 9: U&U Recruitment Class 6 Handicap - 1400m

12 October 2024 - 16:38



BRISBANE
RACING CLUB

Track Rating: Good 4, Weather: Fine, Rail Position: +4m Entire

Section				200m				Last 600m		
Field Times				0:11.48 (0:11.48)				0:34.33		
Rank	TAB	Horse/Jockey	Barrier	Top Speed [km/h]	Fastest Section	Margin			Distance Travelled [m]	
11	7	POETIC DRAMA	11	69.3	0:10.78	0:11.54 [11]	4.1L		0:33.58	+2
		Cejay Graham		400m	400m	(0:11.54)				
12	8	CRIADERAS	6	67.0	0:10.85	0:11.89 [12]	7.95L		0:34.16	+2
		Robbie Dolan		400m	400m	(0:11.89)				

Scratched: Naval Trader (#9), Invahir (#15), Burning Bell (#12), Patton (#10), Battlefield (#2)

[] Ranking at each section and finish
 -:-:-:- No data available at this section
 NA No data available

SCN Saddle cloth number
 DNF Did not finish
 DNT Did not track



Horse/Jockey Name	Substantial
Final Rank	1
Fastest Section Time (Section)	0:10.87 (400m)
Top Speed [km/h] (Section)	67.7 (400m)
Race State	Finished



Eagle Farm QLD Professional

Race 9: U&U Recruitment Class 6 Handicap - 1400m

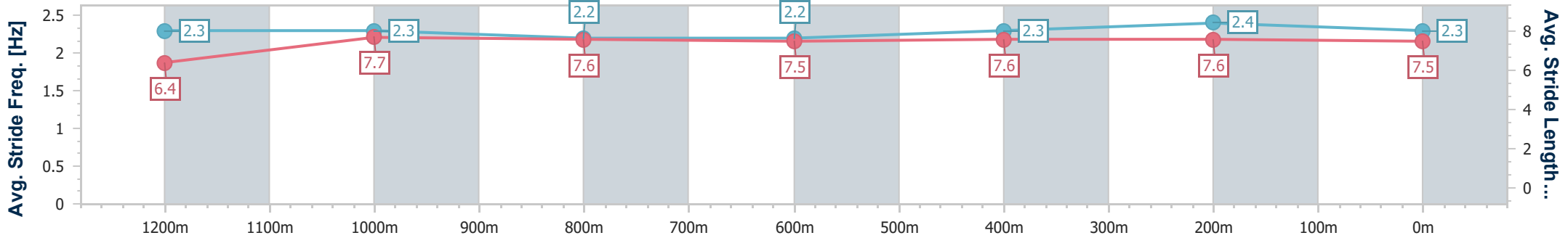
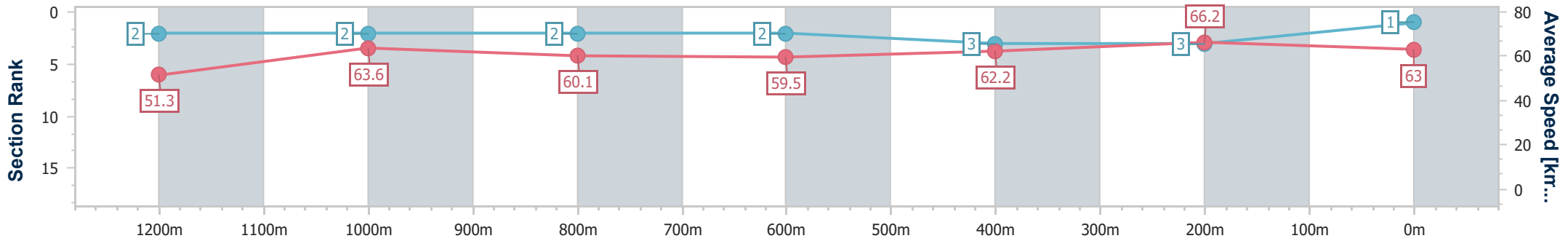
12 October 2024 - 16:38

Track Rating: Good 4, Weather: Fine, Rail Position: +4m Entire



BRISBANE RACING CLUB

Section	Overall	1200m	1000m	800m	600m	400m	200m
Section Times	1:23.59 [1] (0:14.05)	1:09.54 [2] (0:11.36)	0:58.18 [2] (0:11.99)	0:46.19 [2] (0:12.22)	0:33.97 [2] (0:11.66)	0:22.31 [3] (0:10.87)	0:11.44 [3] (0:11.44)
Average Speed [km/h]	51.3	63.6	60.1	59.5	62.2	66.2	63.0
Top Speed [km/h]	65.4	65.7	61.2	61.0	65.2	67.7	66.2
Avg. Dist. to Rail [m]	6.4	1.9	0.8	1.5	2.1	3.1	3.3
Avg. Stride Freq. [Hz]	2.3	2.3	2.2	2.2	2.3	2.4	2.3
Avg. Stride Length [m]	6.4	7.7	7.6	7.5	7.6	7.6	7.5



- [] Ranking at each section and finish
- .-.- No data available at this section
- NA No data available



Horse/Jockey Name	Blakmax
Final Rank	2
Fastest Section Time (Section)	0:11.11 (400m)
Top Speed [km/h] (Section)	66.1 (1200m)
Race State	Finished



Eagle Farm QLD Professional

Race 9: U&U Recruitment Class 6 Handicap - 1400m

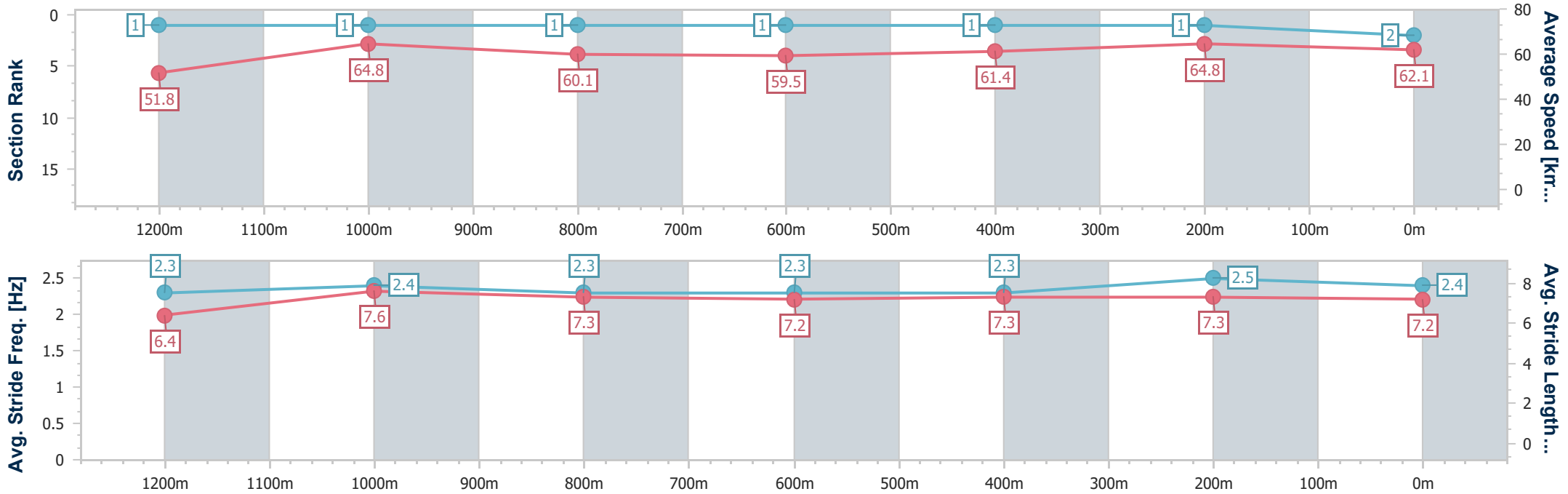
12 October 2024 - 16:38

Track Rating: Good 4, Weather: Fine, Rail Position: +4m Entire



BRISBANE RACING CLUB

Section	Overall	1200m	1000m	800m	600m	400m	200m
Section Times	1:23.71 [2] (0:13.96)	1:09.75 [1] (0:11.15)	0:58.60 [1] (0:12.00)	0:46.60 [1] (0:12.15)	0:34.45 [1] (0:11.74)	0:22.71 [1] (0:11.11)	0:11.60 [1] (0:11.60)
Average Speed [km/h]	51.8	64.8	60.1	59.5	61.4	64.8	62.1
Top Speed [km/h]	65.0	66.1	61.2	59.6	63.5	65.7	65.0
Avg. Dist. to Rail [m]	8.4	3.8	1.0	0.3	0.5	2.7	3.5
Avg. Stride Freq. [Hz]	2.3	2.4	2.3	2.3	2.3	2.5	2.4
Avg. Stride Length [m]	6.4	7.6	7.3	7.2	7.3	7.3	7.2



- [] Ranking at each section and finish
- .-.- No data available at this section
- NA No data available



Horse/Jockey Name	Sha Of Gomer
Final Rank	3
Fastest Section Time (Section)	0:10.74 (400m)
Top Speed [km/h] (Section)	67.9 (400m)
Race State	Finished



Eagle Farm QLD Professional

Race 9: U&U Recruitment Class 6 Handicap - 1400m

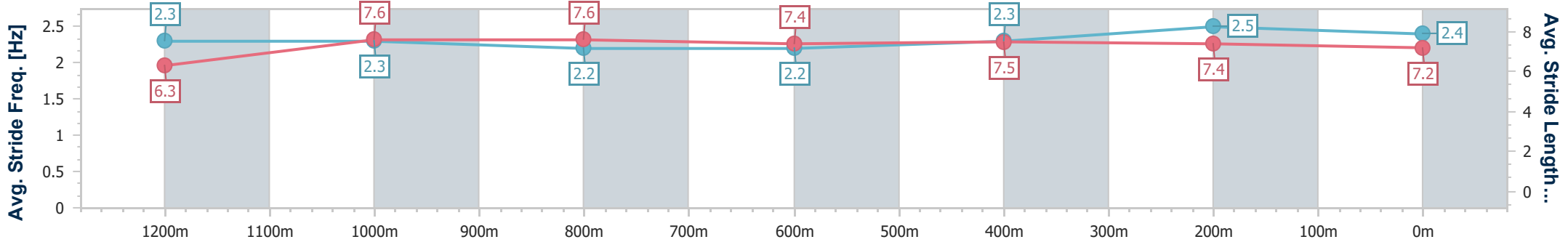
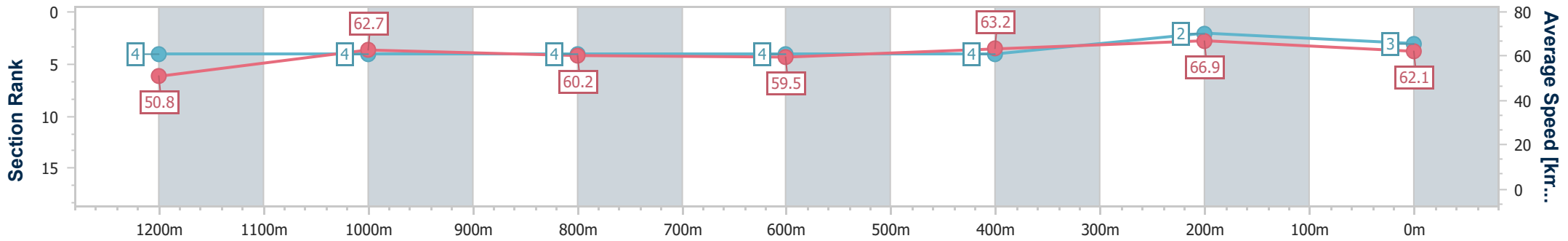
12 October 2024 - 16:38

Track Rating: Good 4, Weather: Fine, Rail Position: +4m Entire



BRISBANE RACING CLUB

Section	Overall	1200m	1000m	800m	600m	400m	200m
Section Times	1:23.73 [3] (0:14.20)	1:09.53 [4] (0:11.52)	0:58.01 [4] (0:11.99)	0:46.02 [4] (0:12.13)	0:33.89 [4] (0:11.54)	0:22.35 [4] (0:10.74)	0:11.61 [2] (0:11.61)
Average Speed [km/h]	50.8	62.7	60.2	59.5	63.2	66.9	62.1
Top Speed [km/h]	62.5	63.8	61.8	61.3	65.0	67.9	66.6
Avg. Dist. to Rail [m]	2.7	2.2	1.5	0.6	1.9	2.0	2.0
Avg. Stride Freq. [Hz]	2.3	2.3	2.2	2.2	2.3	2.5	2.4
Avg. Stride Length [m]	6.3	7.6	7.6	7.4	7.5	7.4	7.2



- [] Ranking at each section and finish
- .-.- No data available at this section
- NA No data available



Horse/Jockey Name	Warby
Final Rank	4
Fastest Section Time (Section)	0:10.68 (400m)
Top Speed [km/h] (Section)	68.5 (400m)
Race State	Finished



Eagle Farm QLD Professional

Race 9: U&U Recruitment Class 6 Handicap - 1400m

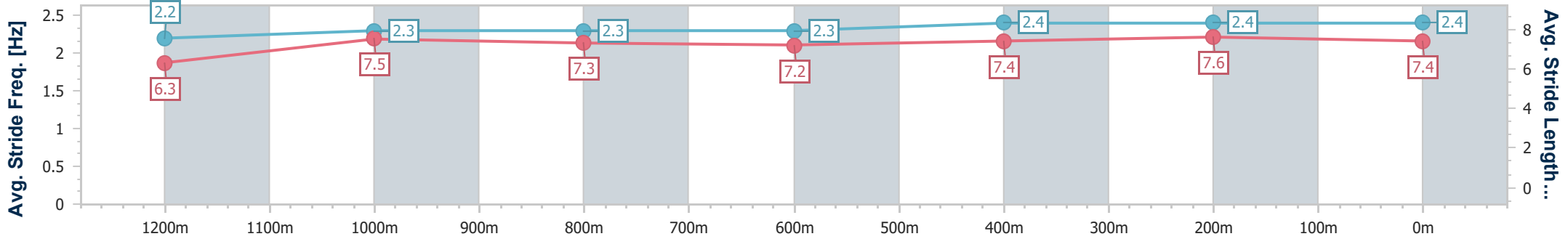
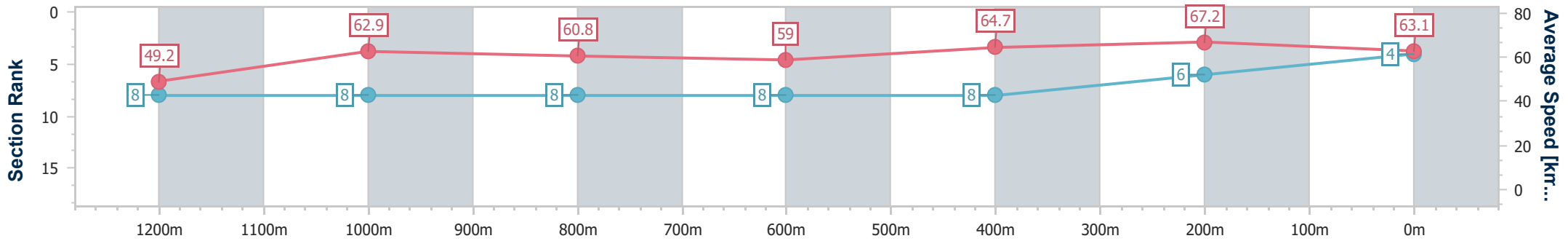
12 October 2024 - 16:38

Track Rating: Good 4, Weather: Fine, Rail Position: +4m Entire



BRISBANE RACING CLUB

Section	Overall	1200m	1000m	800m	600m	400m	200m
Section Times	1:23.75 [4] (0:14.67)	1:09.08 [8] (0:11.47)	0:57.61 [8] (0:11.96)	0:45.65 [8] (0:12.25)	0:33.40 [8] (0:11.31)	0:22.09 [8] (0:10.68)	0:11.41 [6] (0:11.41)
Average Speed [km/h]	49.2	62.9	60.8	59.0	64.7	67.2	63.1
Top Speed [km/h]	62.4	63.2	61.7	61.8	68.2	68.5	65.8
Avg. Dist. to Rail [m]	4.1	1.9	1.5	1.2	2.9	5.2	5.5
Avg. Stride Freq. [Hz]	2.2	2.3	2.3	2.3	2.4	2.4	2.4
Avg. Stride Length [m]	6.3	7.5	7.3	7.2	7.4	7.6	7.4



- [] Ranking at each section and finish
- .-.- No data available at this section
- NA No data available



Horse/Jockey Name	Cloudland
Final Rank	5
Fastest Section Time (Section)	0:10.90 (400m)
Top Speed [km/h] (Section)	66.9 (400m)
Race State	Finished



Eagle Farm QLD Professional

Race 9: U&U Recruitment Class 6 Handicap - 1400m

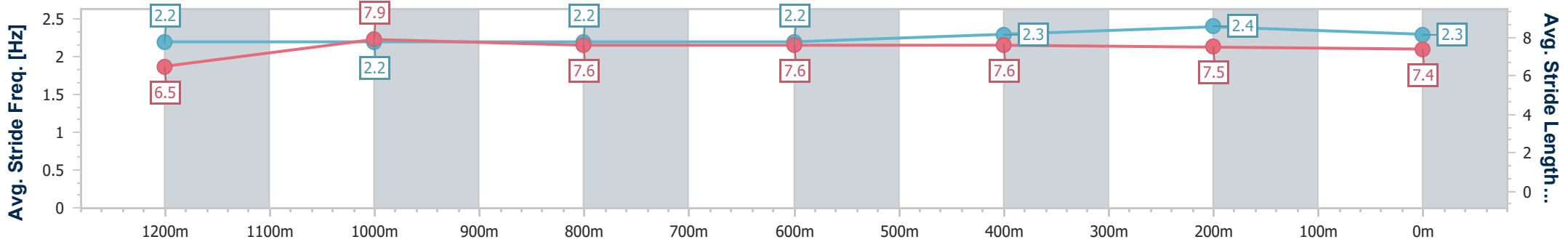
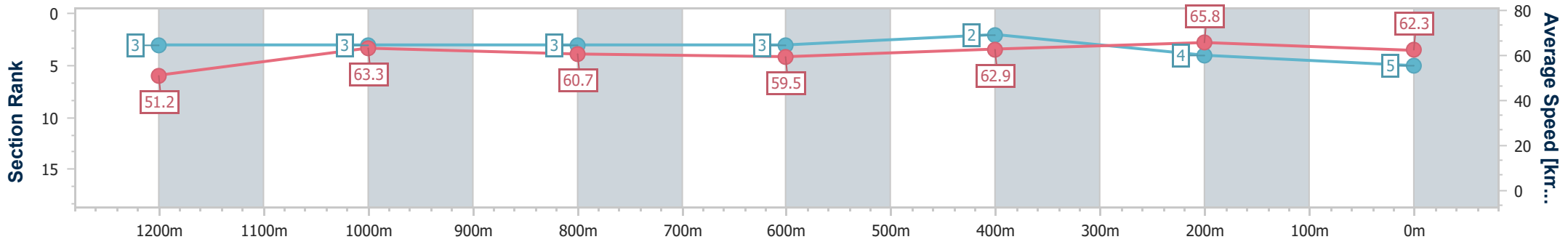
12 October 2024 - 16:38

Track Rating: Good 4, Weather: Fine, Rail Position: +4m Entire



BRISBANE RACING CLUB

Section	Overall	1200m	1000m	800m	600m	400m	200m
Section Times	1:23.75 [5] (0:14.10)	1:09.65 [3] (0:11.41)	0:58.24 [3] (0:12.02)	0:46.22 [3] (0:12.17)	0:34.05 [3] (0:11.57)	0:22.48 [2] (0:10.90)	0:11.58 [4] (0:11.58)
Average Speed [km/h]	51.2	63.3	60.7	59.5	62.9	65.8	62.3
Top Speed [km/h]	62.8	64.0	61.8	60.9	65.1	66.9	65.2
Avg. Dist. to Rail [m]	5.1	3.1	2.6	1.4	1.9	4.3	5.0
Avg. Stride Freq. [Hz]	2.2	2.2	2.2	2.2	2.3	2.4	2.3
Avg. Stride Length [m]	6.5	7.9	7.6	7.6	7.6	7.5	7.4



- [] Ranking at each section and finish
- .-.- No data available at this section
- NA No data available



Horse/Jockey Name	Beebee Dazzler
Final Rank	6
Fastest Section Time (Section)	0:10.81 (400m)
Top Speed [km/h] (Section)	67.2 (400m)
Race State	Finished



Eagle Farm QLD Professional

Race 9: U&U Recruitment Class 6 Handicap - 1400m

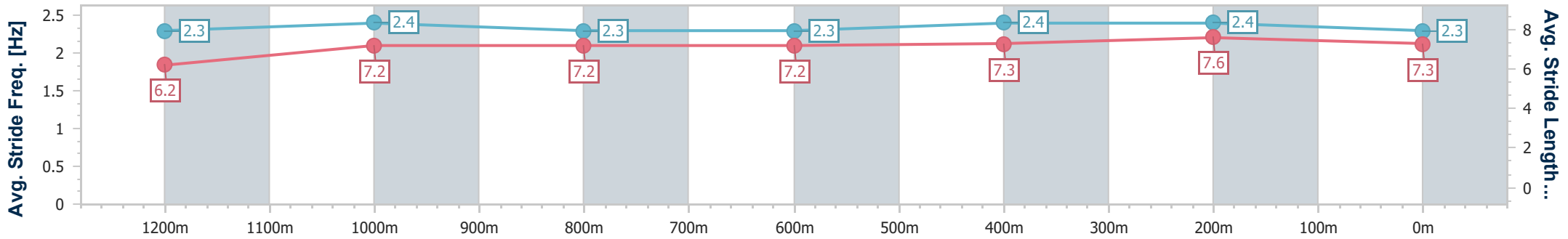
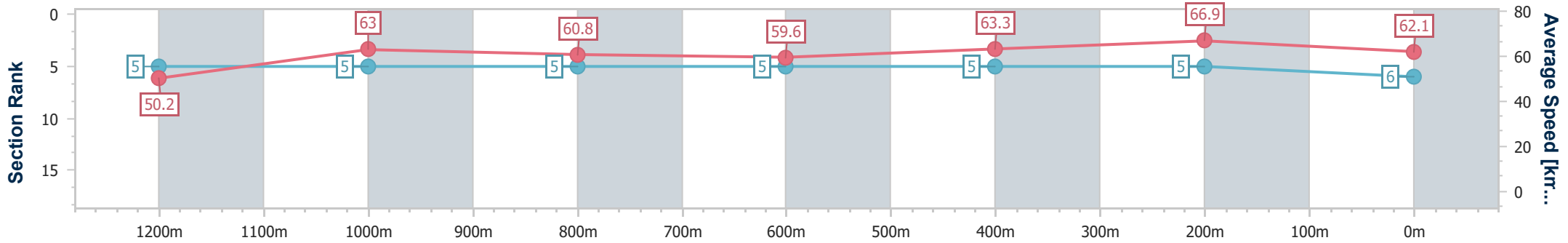
12 October 2024 - 16:38

Track Rating: Good 4, Weather: Fine, Rail Position: +4m Entire



BRISBANE RACING CLUB

Section	Overall	1200m	1000m	800m	600m	400m	200m
Section Times	1:23.87 [6] (0:14.38)	1:09.49 [5] (0:11.43)	0:58.06 [5] (0:11.99)	0:46.07 [5] (0:12.21)	0:33.86 [5] (0:11.48)	0:22.38 [5] (0:10.81)	0:11.57 [5] (0:11.57)
Average Speed [km/h]	50.2	63.0	60.8	59.6	63.3	66.9	62.1
Top Speed [km/h]	62.6	64.1	61.9	61.3	66.7	67.2	65.5
Avg. Dist. to Rail [m]	7.8	2.9	2.4	1.9	2.3	4.9	5.5
Avg. Stride Freq. [Hz]	2.3	2.4	2.3	2.3	2.4	2.4	2.3
Avg. Stride Length [m]	6.2	7.2	7.2	7.2	7.3	7.6	7.3



- [] Ranking at each section and finish
- .-.- No data available at this section
- NA No data available



Horse/Jockey Name	Black Duke
Final Rank	7
Fastest Section Time (Section)	0:10.82 (400m)
Top Speed [km/h] (Section)	68.1 (400m)
Race State	Finished



Eagle Farm QLD Professional

Race 9: U&U Recruitment Class 6 Handicap - 1400m

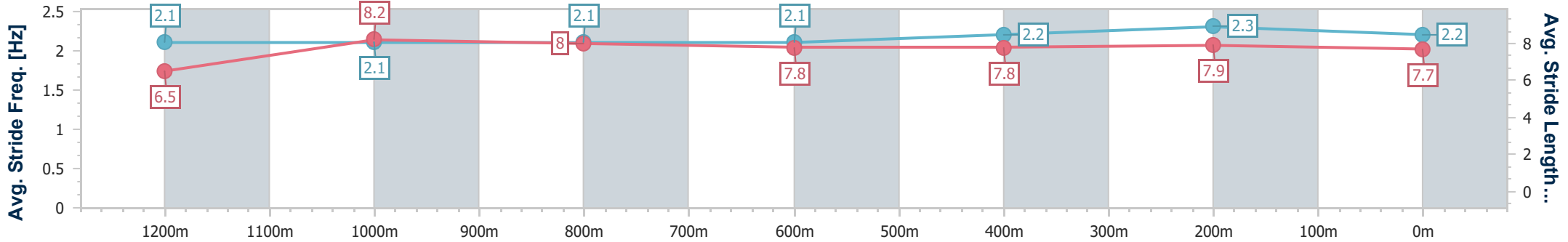
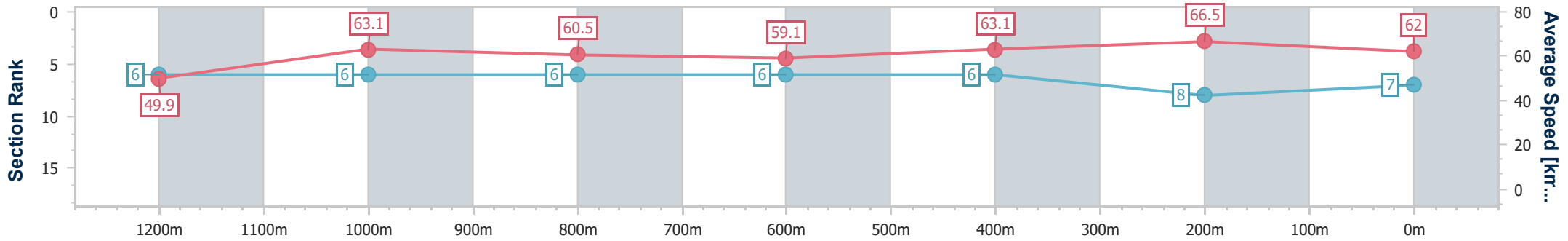
12 October 2024 - 16:38

Track Rating: Good 4, Weather: Fine, Rail Position: +4m Entire



BRISBANE RACING CLUB

Section	Overall	1200m	1000m	800m	600m	400m	200m
Section Times	1:24.04 [7] (0:14.40)	1:09.64 [6] (0:11.45)	0:58.19 [6] (0:11.96)	0:46.23 [6] (0:12.27)	0:33.96 [6] (0:11.51)	0:22.45 [6] (0:10.82)	0:11.63 [8] (0:11.63)
Average Speed [km/h]	49.9	63.1	60.5	59.1	63.1	66.5	62.0
Top Speed [km/h]	62.5	63.7	61.5	61.2	66.1	68.1	65.9
Avg. Dist. to Rail [m]	2.5	1.7	1.2	1.6	1.7	0.9	0.6
Avg. Stride Freq. [Hz]	2.1	2.1	2.1	2.1	2.2	2.3	2.2
Avg. Stride Length [m]	6.5	8.2	8.0	7.8	7.8	7.9	7.7



- [] Ranking at each section and finish
- .-.- No data available at this section
- NA No data available



Horse/Jockey Name	Belvedere Boys
Final Rank	8
Fastest Section Time (Section)	0:10.72 (400m)
Top Speed [km/h] (Section)	68.4 (400m)
Race State	Finished



Eagle Farm QLD Professional

Race 9: U&U Recruitment Class 6 Handicap - 1400m

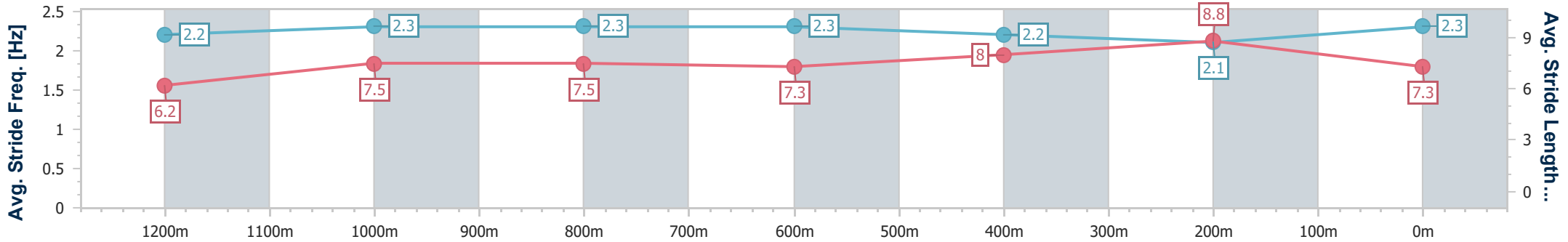
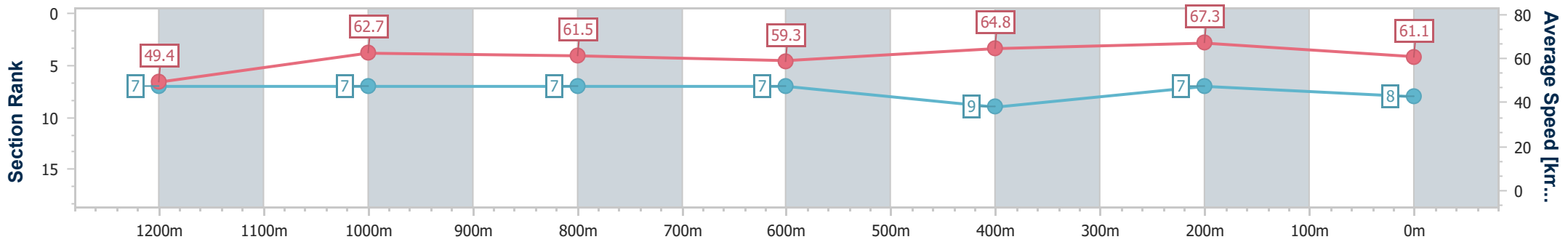
12 October 2024 - 16:38

Track Rating: Good 4, Weather: Fine, Rail Position: +4m Entire



BRISBANE RACING CLUB

Section	Overall	1200m	1000m	800m	600m	400m	200m
Section Times	1:24.15 [8] (0:14.61)	1:09.54 [7] (0:11.52)	0:58.02 [7] (0:11.81)	0:46.21 [7] (0:12.31)	0:33.90 [7] (0:11.43)	0:22.47 [9] (0:10.72)	0:11.75 [7] (0:11.75)
Average Speed [km/h]	49.4	62.7	61.5	59.3	64.8	67.3	61.1
Top Speed [km/h]	62.5	63.4	62.4	61.1	67.8	68.4	65.7
Avg. Dist. to Rail [m]	3.4	2.4	2.1	3.5	5.5	7.8	7.3
Avg. Stride Freq. [Hz]	2.2	2.3	2.3	2.3	2.2	2.1	2.3
Avg. Stride Length [m]	6.2	7.5	7.5	7.3	8.0	8.8	7.3



- [] Ranking at each section and finish
- .-.- No data available at this section
- NA No data available



Horse/Jockey Name	Starry Eyes
Final Rank	9
Fastest Section Time (Section)	0:10.79 (400m)
Top Speed [km/h] (Section)	68.7 (600m)
Race State	Finished



Eagle Farm QLD Professional

Race 9: U&U Recruitment Class 6 Handicap - 1400m

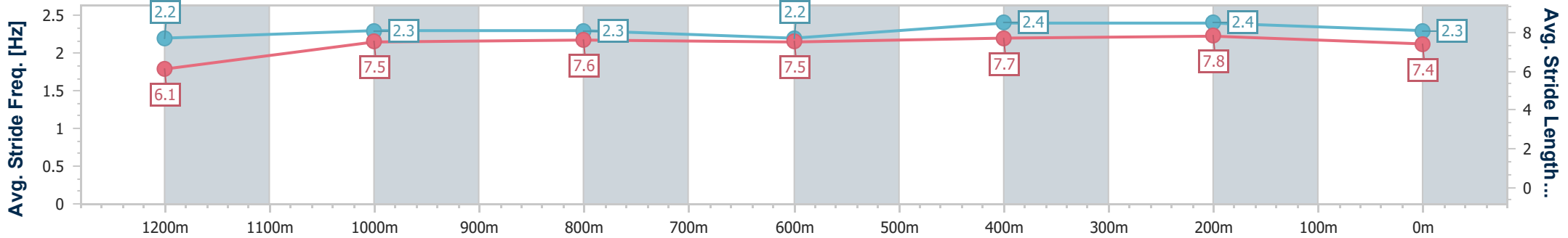
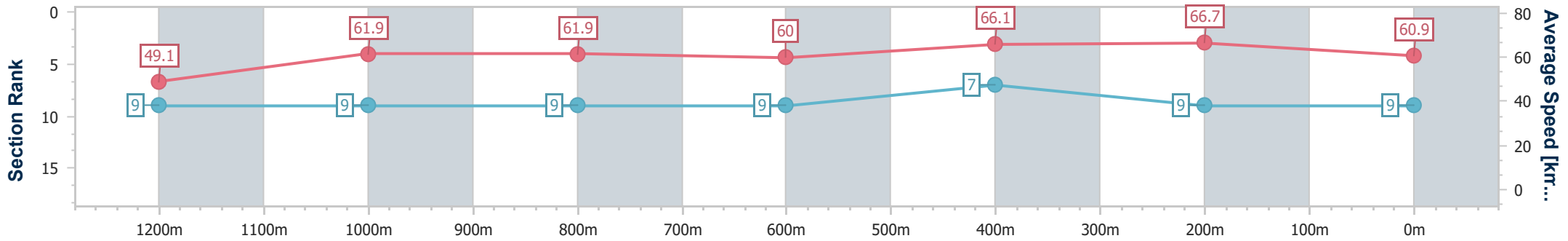
12 October 2024 - 16:38

Track Rating: Good 4, Weather: Fine, Rail Position: +4m Entire



BRISBANE RACING CLUB

Section	Overall	1200m	1000m	800m	600m	400m	200m
Section Times	1:24.21 [9] (0:14.76)	1:09.45 [9] (0:11.64)	0:57.81 [9] (0:11.77)	0:46.04 [9] (0:12.19)	0:33.85 [9] (0:11.27)	0:22.58 [7] (0:10.79)	0:11.79 [9] (0:11.79)
Average Speed [km/h]	49.1	61.9	61.9	60.0	66.1	66.7	60.9
Top Speed [km/h]	61.9	62.4	62.8	63.2	68.7	68.2	64.7
Avg. Dist. to Rail [m]	8.7	3.1	2.4	3.6	6.5	10.3	8.8
Avg. Stride Freq. [Hz]	2.2	2.3	2.3	2.2	2.4	2.4	2.3
Avg. Stride Length [m]	6.1	7.5	7.6	7.5	7.7	7.8	7.4



- [] Ranking at each section and finish
- .-.- No data available at this section
- NA No data available



Horse/Jockey Name	Hoot 'N' Holler
Final Rank	10
Fastest Section Time (Section)	0:10.74 (400m)
Top Speed [km/h] (Section)	68.7 (400m)
Race State	Finished



Eagle Farm QLD Professional

Race 9: U&U Recruitment Class 6 Handicap - 1400m

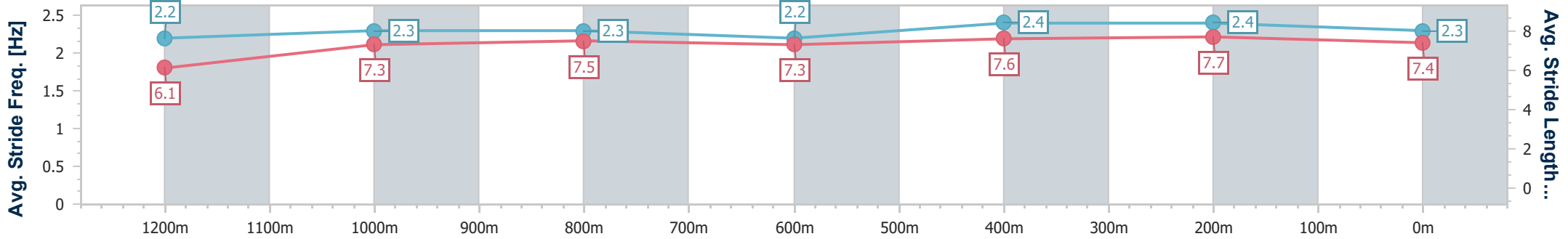
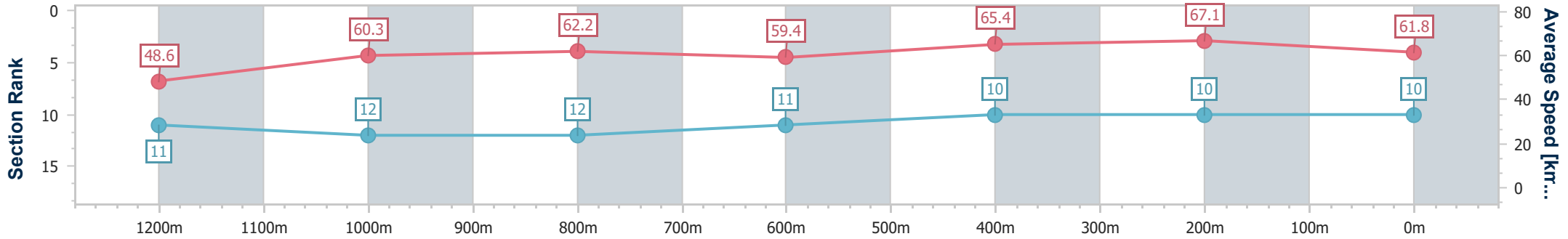
12 October 2024 - 16:38

Track Rating: Good 4, Weather: Fine, Rail Position: +4m Entire



BRISBANE RACING CLUB

Section	Overall	1200m	1000m	800m	600m	400m	200m
Section Times	1:24.26 [10] (0:14.96)	1:09.30 [11] (0:11.96)	0:57.34 [12] (0:11.67)	0:45.67 [12] (0:12.17)	0:33.50 [11] (0:11.08)	0:22.42 [10] (0:10.74)	0:11.68 [10] (0:11.68)
Average Speed [km/h]	48.6	60.3	62.2	59.4	65.4	67.1	61.8
Top Speed [km/h]	59.8	62.0	65.2	61.6	68.6	68.7	64.3
Avg. Dist. to Rail [m]	10.1	3.6	1.6	1.0	1.7	2.4	1.3
Avg. Stride Freq. [Hz]	2.2	2.3	2.3	2.2	2.4	2.4	2.3
Avg. Stride Length [m]	6.1	7.3	7.5	7.3	7.6	7.7	7.4



- [] Ranking at each section and finish
- .-.- No data available at this section
- NA No data available



Horse/Jockey Name	Poetic Drama
Final Rank	11
Fastest Section Time (Section)	0:10.78 (400m)
Top Speed [km/h] (Section)	69.3 (400m)
Race State	Finished



Eagle Farm QLD Professional

Race 9: U&U Recruitment Class 6 Handicap - 1400m

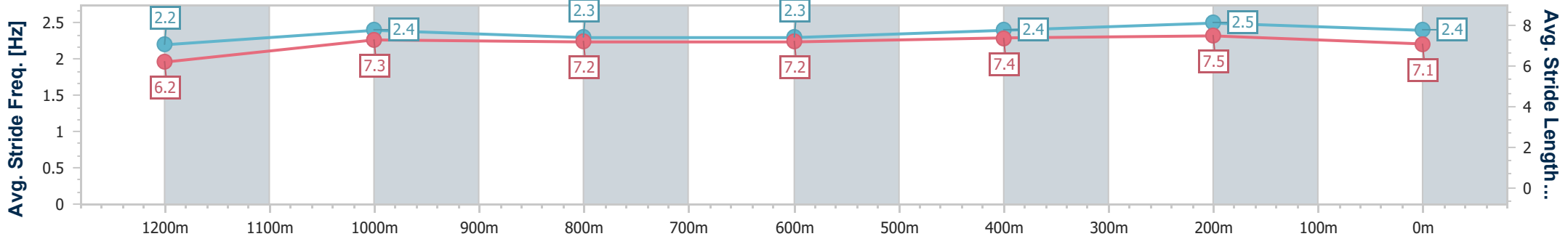
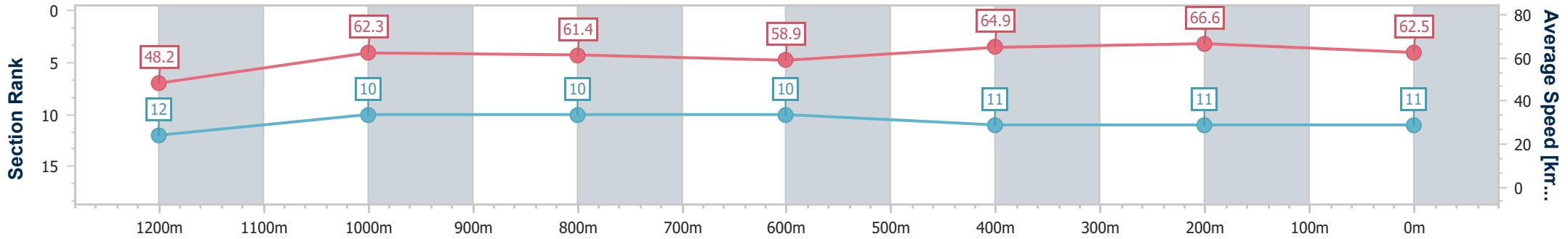
12 October 2024 - 16:38

Track Rating: Good 4, Weather: Fine, Rail Position: +4m Entire



BRISBANE RACING CLUB

Section	Overall	1200m	1000m	800m	600m	400m	200m
Section Times	1:24.29 [11] (0:15.01)	1:09.28 [12] (0:11.54)	0:57.74 [10] (0:11.86)	0:45.88 [10] (0:12.30)	0:33.58 [10] (0:11.26)	0:22.32 [11] (0:10.78)	0:11.54 [11] (0:11.54)
Average Speed [km/h]	48.2	62.3	61.4	58.9	64.9	66.6	62.5
Top Speed [km/h]	63.3	63.6	62.9	61.1	68.8	69.3	65.8
Avg. Dist. to Rail [m]	8.7	1.9	1.8	1.3	3.3	8.6	8.9
Avg. Stride Freq. [Hz]	2.2	2.4	2.3	2.3	2.4	2.5	2.4
Avg. Stride Length [m]	6.2	7.3	7.2	7.2	7.4	7.5	7.1



- [] Ranking at each section and finish
- .-.- No data available at this section
- NA No data available



Horse/Jockey Name	Criaderas
Final Rank	12
Fastest Section Time (Section)	0:10.85 (400m)
Top Speed [km/h] (Section)	67.0 (400m)
Race State	Finished



Eagle Farm QLD Professional

Race 9: U&U Recruitment Class 6 Handicap - 1400m

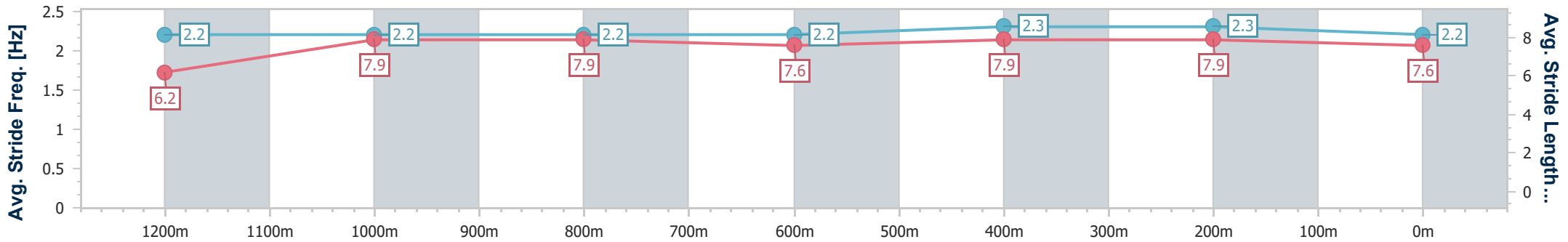
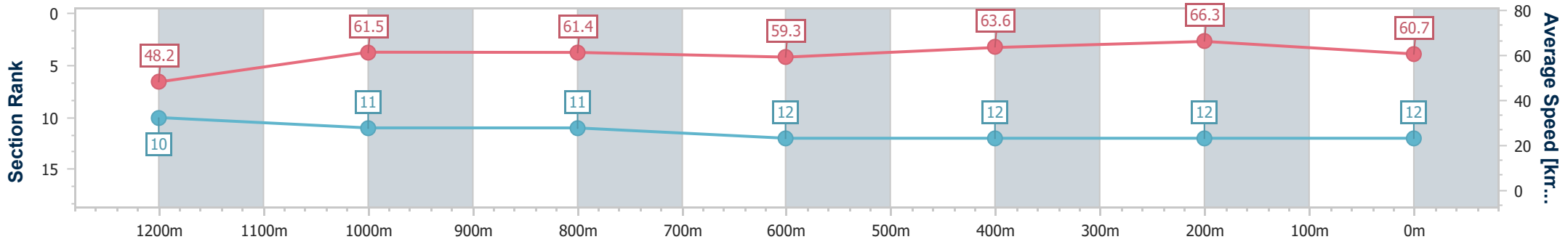
12 October 2024 - 16:38

Track Rating: Good 4, Weather: Fine, Rail Position: +4m Entire



BRISBANE RACING CLUB

Section	Overall	1200m	1000m	800m	600m	400m	200m
Section Times	1:24.94 [12] (0:14.95)	1:09.99 [10] (0:11.77)	0:58.22 [11] (0:11.85)	0:46.37 [11] (0:12.21)	0:34.16 [12] (0:11.42)	0:22.74 [12] (0:10.85)	0:11.89 [12] (0:11.89)
Average Speed [km/h]	48.2	61.5	61.4	59.3	63.6	66.3	60.7
Top Speed [km/h]	60.1	62.5	62.1	61.5	65.6	67.0	65.6
Avg. Dist. to Rail [m]	5.5	2.9	2.4	1.2	2.6	6.7	4.8
Avg. Stride Freq. [Hz]	2.2	2.2	2.2	2.2	2.3	2.3	2.2
Avg. Stride Length [m]	6.2	7.9	7.9	7.6	7.9	7.9	7.6



- [] Ranking at each section and finish
- .-.- No data available at this section
- NA No data available



Eagle Farm QLD Professional

Race 10: TATTERSALLS MEMBERS CUP (L) QTISx Handicap - 1400m

12 October 2024 - 17:13



BRISBANE
RACING CLUB

Track Rating: Good 4, Weather: Fine, Rail Position: +4m Entire

Section												Last 600m					
Field Times												0:35.56					
	Overall	1200m	1000m	800m	600m	400m											
	1:21.78 (0:13.31)	1:08.47 (0:10.31)	0:58.16 (0:11.04)	0:47.12 (0:11.56)	0:35.56 (0:11.60)	0:23.96 (0:11.57)											
Rank	TAB	Horse/Jockey	Barrier	Top Speed [km/h]	Fastest Section												Distance Travelled [m]
1	1	YELLOW BRICK Andrew Mallyon	10	70.3 1200m	0:10.47 1200m	1:21.78 [1] (0:13.63)	1:08.15 [8] (0:10.47)	0:57.68 [7] (0:11.16)	0:46.52 [6] (0:11.45)	0:35.07 [6] (0:11.36)	0:23.71 [4] (0:11.32)	0:35.07					
2	14	CRANKY HARRY Jake Bayliss	8	69.8 1200m	0:10.60 1200m	1:22.16 [2] (0:13.55)	1:08.61 [6] (0:10.60)	0:58.01 [8] (0:11.25)	0:46.76 [7] (0:11.31)	0:35.45 [7] (0:11.37)	0:24.08 [5] (0:11.46)	0:35.45	+3				
3	11	THE DROVER Luke Tarrant	11	69.6 1200m	0:10.60 1200m	1:22.22 [3] (0:14.04)	1:08.18 [11] (0:10.60)	0:57.58 [11] (0:11.19)	0:46.39 [11] (0:11.29)	0:35.10 [11] (0:11.41)	0:23.69 [11] (0:11.29)	0:35.10	+4				
4	2	BANDERSNATCH Taylor Marshall	3	69.4 1200m	0:10.70 1200m	1:22.43 [4] (0:13.36)	1:09.07 [4] (0:10.70)	0:58.37 [6] (0:11.37)	0:47.00 [8] (0:11.46)	0:35.54 [8] (0:11.53)	0:24.01 [8] (0:11.44)	0:35.54	-1				
5	15	NAVAL TRADER Nikita Beriman	4	70.2 1200m	0:10.43 1200m	1:22.67 [5] (0:13.60)	1:09.07 [7] (0:10.43)	0:58.64 [5] (0:11.09)	0:47.55 [4] (0:11.44)	0:36.11 [4] (0:11.52)	0:24.59 [5] (0:11.71)	0:36.11	-5				
6	10	NED'S GULLY Tahlia Fenlon	1	70.2 1200m	0:10.42 1200m	1:22.83 [6] (0:13.31)	1:09.52 [1] (0:10.42)	0:59.10 [2] (0:11.13)	0:47.97 [3] (0:11.55)	0:36.42 [3] (0:11.62)	0:24.80 [3] (0:11.68)	0:36.42	-5				
7	3	UCALLEDIT James Orman	6	68.5 1200m	0:10.68 1200m	1:22.94 [7] (0:13.77)	1:09.17 [9] (0:10.68)	0:58.49 [9] (0:11.07)	0:47.42 [9] (0:11.43)	0:35.99 [9] (0:11.48)	0:24.51 [9] (0:11.49)	0:35.99	-1				
8	4	GREBENI Martin Harley	7	69.1 1200m	0:10.58 1200m	1:22.94 [8] (0:13.94)	1:09.00 [10] (0:10.58)	0:58.42 [10] (0:11.02)	0:47.40 [10] (0:11.46)	0:35.94 [10] (0:11.47)	0:24.47 [10] (0:11.51)	0:35.94	-7				
9	9	WINSTON SMURFHILL Cody Collis	9	70.7 1200m	0:10.40 1200m	1:23.03 [9] (0:13.33)	1:09.70 [3] (0:10.40)	0:59.30 [3] (0:11.11)	0:48.19 [2] (0:11.54)	0:36.65 [2] (0:11.59)	0:25.06 [2] (0:11.81)	0:36.65	-4				
10	6	ARENTEE Ron Stewart	2	67.7 Overall	0:10.54 1200m	1:23.21 [10] (0:13.41)	1:09.80 [5] (0:10.54)	0:59.26 [4] (0:11.21)	0:48.05 [5] (0:11.44)	0:36.61 [5] (0:11.48)	0:25.13 [7] (0:11.68)	0:36.61	+0				

Scratched: Danny's St Darci (#8), Exotique Miss (#12), Battlefield (#13), Robusto (#5)

[] Ranking at each section and finish
 -:-:- No data available at this section
 NA No data available

SCN Saddle cloth number
 DNF Did not finish
 DNT Did not track



Eagle Farm QLD Professional

Race 10: TATTERSALLS MEMBERS CUP (L) QTISx Handicap - 1400m

12 October 2024 - 17:13



BRISBANE
RACING CLUB

Track Rating: Good 4, Weather: Fine, Rail Position: +4m Entire

Section	Overall	1200m	1000m	800m	600m	400m	Last 600m
Field Times	1:21.78 (0:13.31)	1:08.47 (0:10.31)	0:58.16 (0:11.04)	0:47.12 (0:11.56)	0:35.56 (0:11.60)	0:23.96 (0:11.57)	0:35.56

Rank	TAB	Horse/Jockey	Barrier	Top Speed [km/h]	Fastest Section	Overall	1200m	1000m	800m	600m	400m	Last 600m	Distance Travelled [m]
11	7	BURNING BELL	5	68.0	0:10.29	1:24.96 [11]	1:11.63 [2]	1:01.34 [1]	0:50.30 [1]	0:38.74 [1]	0:27.14 [1]	0:38.74	-4
		Cejay Graham		1200m	1200m	(0:13.33)	(0:10.29)	(0:11.04)	(0:11.56)	(0:11.60)	(0:12.20)		

Scratched: Danny's St Darci (#8), Exotique Miss (#12), Battlefield (#13), Robusto (#5)

[] Ranking at each section and finish
 -:-:- No data available at this section
 NA No data available

SCN Saddle cloth number
 DNF Did not finish
 DNT Did not track



Eagle Farm QLD Professional

Race 10: TATTERSALLS MEMBERS CUP (L) QTISx Handicap - 1400m

12 October 2024 - 17:13



BRISBANE
RACING CLUB

Track Rating: Good 4, Weather: Fine, Rail Position: +4m Entire

Section							200m			Last 600m
Field Times							0:12.39			0:35.56
							(0:12.39)			
Rank	TAB	Horse/Jockey	Barrier	Top Speed [km/h]	Fastest Section	Margin			Distance Travelled [m]	
1	1	YELLOW BRICK Andrew Mallyon	10	70.3 1200m	0:10.47 1200m	0:12.39 [1] (0:12.39)	1:21.78		0:35.07	
2	14	CRANKY HARRY Jake Bayliss	8	69.8 1200m	0:10.60 1200m	0:12.62 [2] (0:12.62)	2.22L		0:35.45 +3	
3	11	THE DROVER Luke Tarrant	11	69.6 1200m	0:10.60 1200m	0:12.40 [7] (0:12.40)	2.56L		0:35.10 +4	
4	2	BANDERSNATCH Taylor Marshall	3	69.4 1200m	0:10.70 1200m	0:12.57 [8] (0:12.57)	3.82L		0:35.54 -1	
5	15	NAVAL TRADER Nikita Beriman	4	70.2 1200m	0:10.43 1200m	0:12.88 [6] (0:12.88)	5.23L		0:36.11 -5	
6	10	NED'S GULLY Tahlia Fenlon	1	70.2 1200m	0:10.42 1200m	0:13.12 [3] (0:13.12)	6.19L		0:36.42 -5	
7	3	UCALLEDIT James Orman	6	68.5 1200m	0:10.68 1200m	0:13.02 [9] (0:13.02)	6.82L		0:35.99 -1	
8	4	GREBENI Martin Harley	7	69.1 1200m	0:10.58 1200m	0:12.96 [10] (0:12.96)	6.82L		0:35.94 -7	
9	9	WINSTON SMURFHILL Cody Collis	9	70.7 1200m	0:10.40 1200m	0:13.25 [5] (0:13.25)	7.35L		0:36.65 -4	
10	6	ARENTEE Ron Stewart	2	67.7 Overall	0:10.54 1200m	0:13.45 [4] (0:13.45)	8.37L		0:36.61 +0	

Scratched: Danny's St Darci (#8), Exotique Miss (#12), Battlefield (#13), Robusto (#5)

Report Created: Sat 12 October 2024 17:34 GMT+1 (Note: Timing is based on position data)

Page 3/15

[] Ranking at each section and finish
 -:-:- No data available at this section
 NA No data available

SCN Saddle cloth number
 DNF Did not finish
 DNT Did not track

data processed by  **TRIPLESDATA**



Eagle Farm QLD Professional

Race 10: TATTERSALLS MEMBERS CUP (L) QTISx Handicap - 1400m

12 October 2024 - 17:13



BRISBANE
RACING CLUB

Track Rating: Good 4, Weather: Fine, Rail Position: +4m Entire

Section				200m				Last 600m	
Field Times				0:12.39 (0:12.39)				0:35.56	
Rank	TAB	Horse/Jockey	Barrier	Top Speed [km/h]	Fastest Section	Margin		Distance Travelled [m]	
11	7	BURNING BELL	5	68.0	0:10.29	0:14.94 [11]	18.71L	0:38.74	-4
		Cejay Graham		1200m	1200m	(0:14.94)			

Scratched: Danny's St Darci (#8), Exotique Miss (#12), Battlefield (#13), Robusto (#5)

[] Ranking at each section and finish
 -:-:- No data available at this section
 NA No data available

SCN Saddle cloth number
 DNF Did not finish
 DNT Did not track



Horse/Jockey Name	Yellow Brick
Final Rank	1
Fastest Section Time (Section)	0:10.47 (1200m)
Top Speed [km/h] (Section)	70.3 (1200m)
Race State	Finished



Eagle Farm QLD Professional
Race 10: TATTERSALLS MEMBERS CUP (L) QTISx Handicap - 1400m

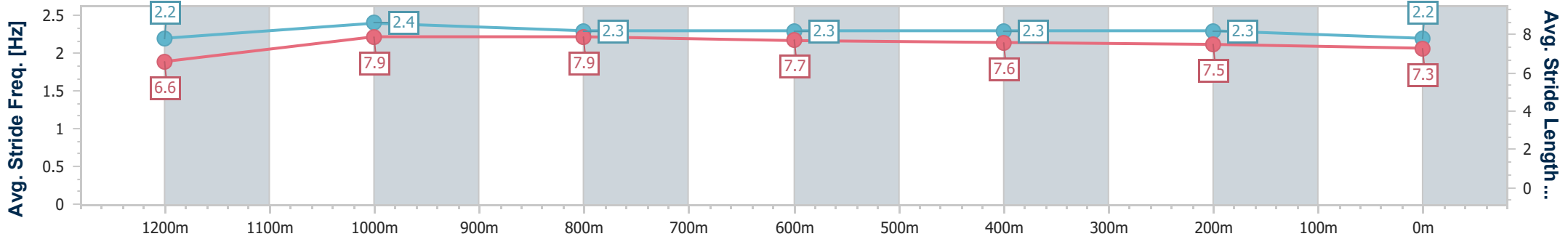
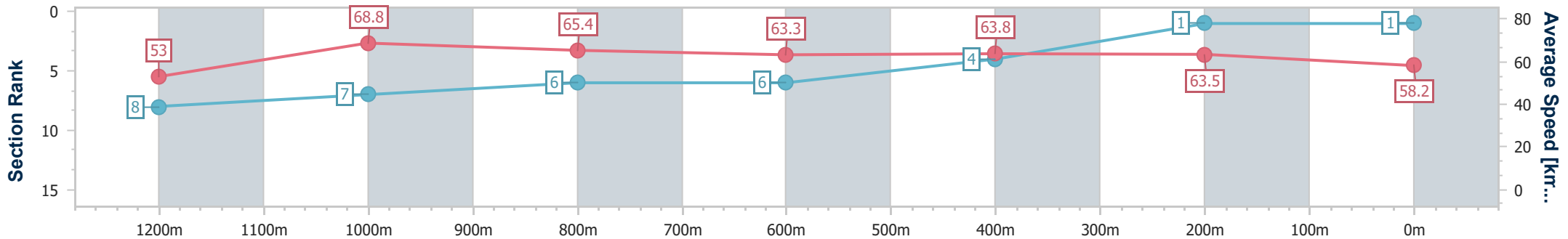
12 October 2024 - 17:13

Track Rating: Good 4, Weather: Fine, Rail Position: +4m Entire



BRISBANE RACING CLUB

Section	Overall	1200m	1000m	800m	600m	400m	200m
Section Times	1:21.78 [1] (0:13.63)	1:08.15 [8] (0:10.47)	0:57.68 [7] (0:11.16)	0:46.52 [6] (0:11.45)	0:35.07 [6] (0:11.36)	0:23.71 [4] (0:11.32)	0:12.39 [1] (0:12.39)
Average Speed [km/h]	53.0	68.8	65.4	63.3	63.8	63.5	58.2
Top Speed [km/h]	69.4	70.3	66.3	64.6	65.0	64.7	61.5
Avg. Dist. to Rail [m]	8.9	3.6	2.1	1.3	1.7	3.7	3.2
Avg. Stride Freq. [Hz]	2.2	2.4	2.3	2.3	2.3	2.3	2.2
Avg. Stride Length [m]	6.6	7.9	7.9	7.7	7.6	7.5	7.3



- [] Ranking at each section and finish
- .-.- No data available at this section
- NA No data available



Horse/Jockey Name	Cranky Harry
Final Rank	2
Fastest Section Time (Section)	0:10.60 (1200m)
Top Speed [km/h] (Section)	69.8 (1200m)
Race State	Finished



Eagle Farm QLD Professional
Race 10: TATTERSALLS MEMBERS CUP (L) QTISx Handicap - 1400m

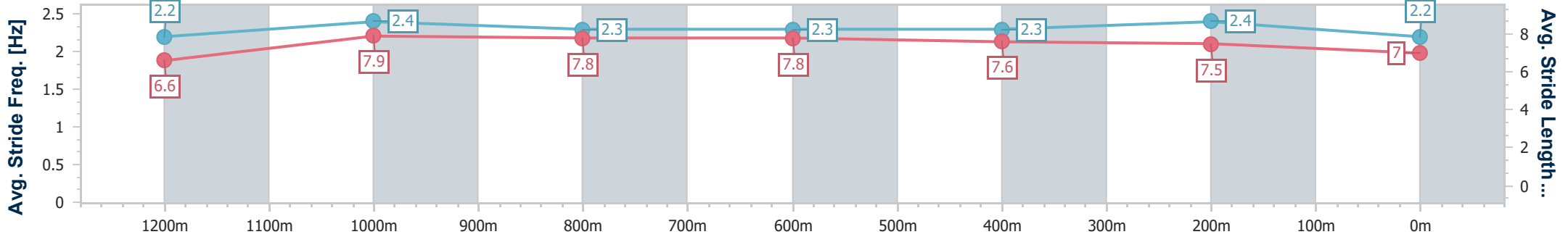
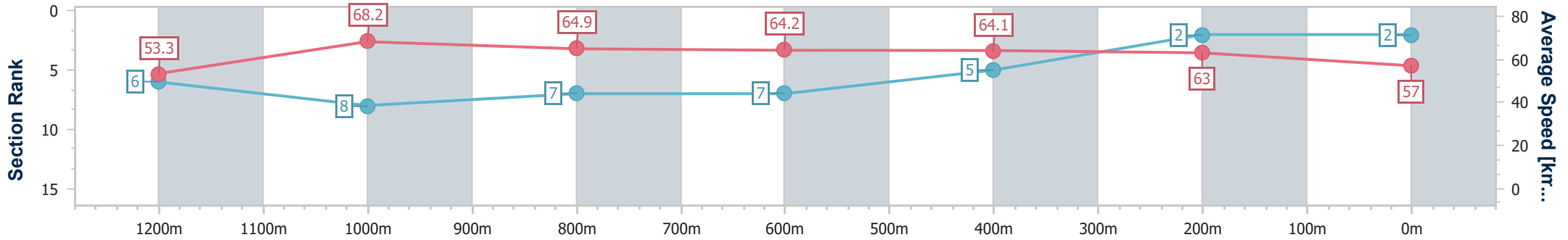


12 October 2024 - 17:13

BRISBANE RACING CLUB

Track Rating: Good 4, Weather: Fine, Rail Position: +4m Entire

Section	Overall	1200m	1000m	800m	600m	400m	200m
Section Times	1:22.16 [2] (0:13.55)	1:08.61 [6] (0:10.60)	0:58.01 [8] (0:11.25)	0:46.76 [7] (0:11.31)	0:35.45 [7] (0:11.37)	0:24.08 [5] (0:11.46)	0:12.62 [2] (0:12.62)
Average Speed [km/h]	53.3	68.2	64.9	64.2	64.1	63.0	57.0
Top Speed [km/h]	66.9	69.8	65.7	65.2	66.6	65.8	61.0
Avg. Dist. to Rail [m]	7.5	4.4	2.3	2.3	3.2	4.9	3.8
Avg. Stride Freq. [Hz]	2.2	2.4	2.3	2.3	2.3	2.4	2.2
Avg. Stride Length [m]	6.6	7.9	7.8	7.8	7.6	7.5	7.0



- [] Ranking at each section and finish
- .-.- No data available at this section
- NA No data available



Horse/Jockey Name	The Drover
Final Rank	3
Fastest Section Time (Section)	0:10.60 (1200m)
Top Speed [km/h] (Section)	69.6 (1200m)
Race State	Finished



Eagle Farm QLD Professional
Race 10: TATTERSALLS MEMBERS CUP (L) QTISx Handicap - 1400m

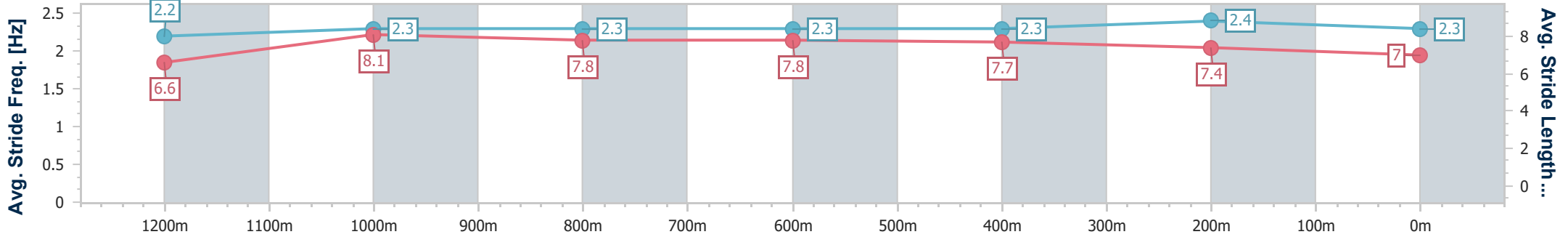
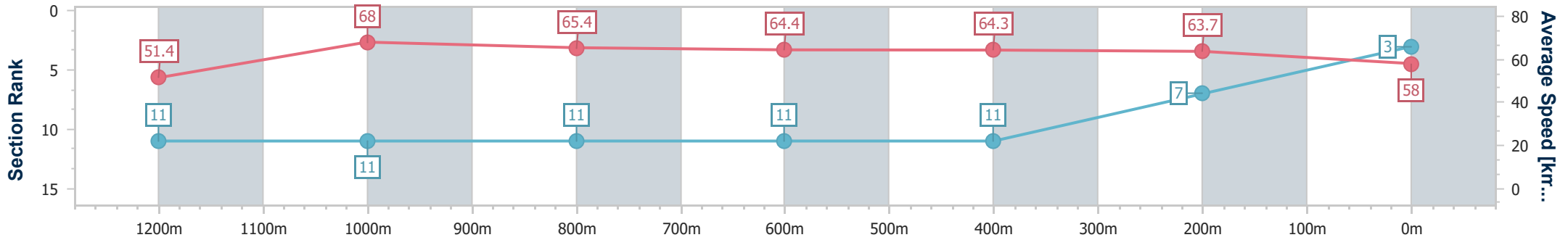


12 October 2024 - 17:13

BRISBANE RACING CLUB

Track Rating: Good 4, Weather: Fine, Rail Position: +4m Entire

Section	Overall	1200m	1000m	800m	600m	400m	200m
Section Times	1:22.22 [3] (0:14.04)	1:08.18 [11] (0:10.60)	0:57.58 [11] (0:11.19)	0:46.39 [11] (0:11.29)	0:35.10 [11] (0:11.41)	0:23.69 [11] (0:11.29)	0:12.40 [7] (0:12.40)
Average Speed [km/h]	51.4	68.0	65.4	64.4	64.3	63.7	58.0
Top Speed [km/h]	67.9	69.6	67.5	65.9	65.8	66.1	61.0
Avg. Dist. to Rail [m]	8.6	3.9	3.2	2.2	3.5	6.9	8.7
Avg. Stride Freq. [Hz]	2.2	2.3	2.3	2.3	2.3	2.4	2.3
Avg. Stride Length [m]	6.6	8.1	7.8	7.8	7.7	7.4	7.0



- [] Ranking at each section and finish
- .-.- No data available at this section
- NA No data available



Horse/Jockey Name	Bandersnatch
Final Rank	4
Fastest Section Time (Section)	0:10.70 (1200m)
Top Speed [km/h] (Section)	69.4 (1200m)
Race State	Finished



Eagle Farm QLD Professional
Race 10: TATTERSALLS MEMBERS CUP (L) QTISx Handicap - 1400m

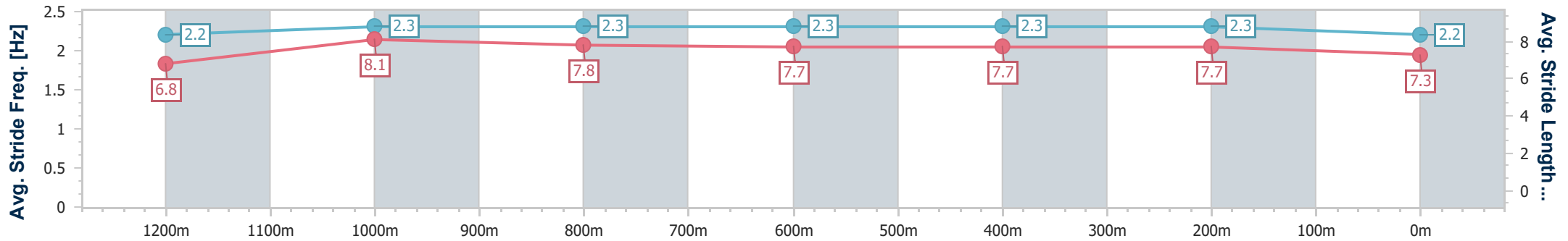
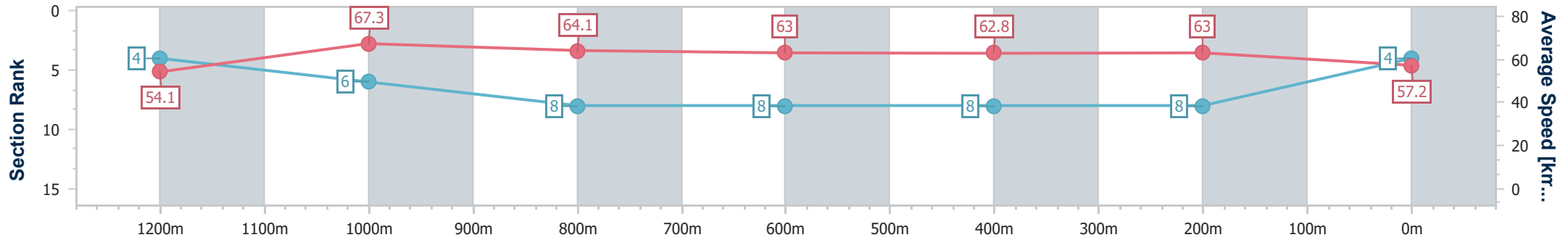


12 October 2024 - 17:13

BRISBANE RACING CLUB

Track Rating: Good 4, Weather: Fine, Rail Position: +4m Entire

Section	Overall	1200m	1000m	800m	600m	400m	200m
Section Times	1:22.43 [4] (0:13.36)	1:09.07 [4] (0:10.70)	0:58.37 [6] (0:11.37)	0:47.00 [8] (0:11.46)	0:35.54 [8] (0:11.53)	0:24.01 [8] (0:11.44)	0:12.57 [8] (0:12.57)
Average Speed [km/h]	54.1	67.3	64.1	63.0	62.8	63.0	57.2
Top Speed [km/h]	69.4	69.4	64.4	64.1	63.8	64.4	60.8
Avg. Dist. to Rail [m]	4.6	3.4	2.1	1.1	1.0	3.9	5.3
Avg. Stride Freq. [Hz]	2.2	2.3	2.3	2.3	2.3	2.3	2.2
Avg. Stride Length [m]	6.8	8.1	7.8	7.7	7.7	7.7	7.3



- [] Ranking at each section and finish
- .-.- No data available at this section
- NA No data available



Horse/Jockey Name	Naval Trader
Final Rank	5
Fastest Section Time (Section)	0:10.43 (1200m)
Top Speed [km/h] (Section)	70.2 (1200m)
Race State	Finished

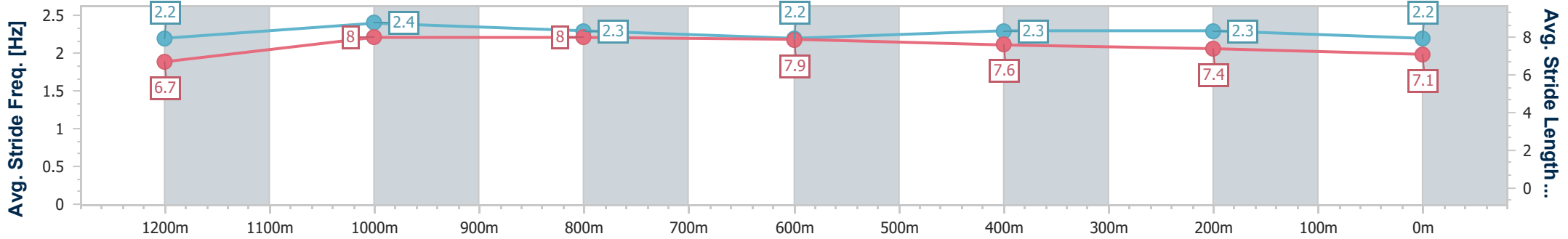
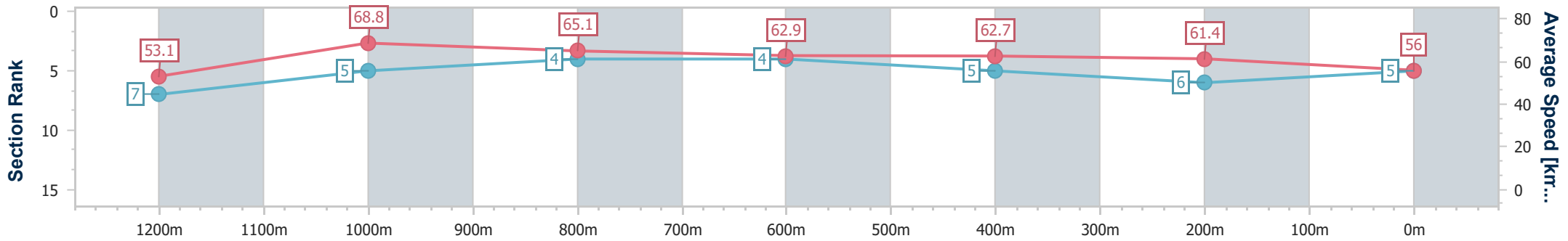


Eagle Farm QLD Professional
 Race 10: TATTERSALLS MEMBERS CUP (L) QTISx Handicap - 1400m
 12 October 2024 - 17:13
 Track Rating: Good 4, Weather: Fine, Rail Position: +4m Entire



BRISBANE RACING CLUB

Section	Overall	1200m	1000m	800m	600m	400m	200m
Section Times	1:22.67 [5] (0:13.60)	1:09.07 [7] (0:10.43)	0:58.64 [5] (0:11.09)	0:47.55 [4] (0:11.44)	0:36.11 [4] (0:11.52)	0:24.59 [5] (0:11.71)	0:12.88 [6] (0:12.88)
Average Speed [km/h]	53.1	68.8	65.1	62.9	62.7	61.4	56.0
Top Speed [km/h]	68.7	70.2	66.3	63.9	63.3	63.2	59.0
Avg. Dist. to Rail [m]	3.7	1.6	0.5	0.2	0.5	2.4	2.6
Avg. Stride Freq. [Hz]	2.2	2.4	2.3	2.2	2.3	2.3	2.2
Avg. Stride Length [m]	6.7	8.0	8.0	7.9	7.6	7.4	7.1



- [] Ranking at each section and finish
- .-.- No data available at this section
- NA No data available



Horse/Jockey Name	Ned's Gully
Final Rank	6
Fastest Section Time (Section)	0:10.42 (1200m)
Top Speed [km/h] (Section)	70.2 (1200m)
Race State	Finished



Eagle Farm QLD Professional
Race 10: TATTERSALLS MEMBERS CUP (L) QTISx Handicap - 1400m

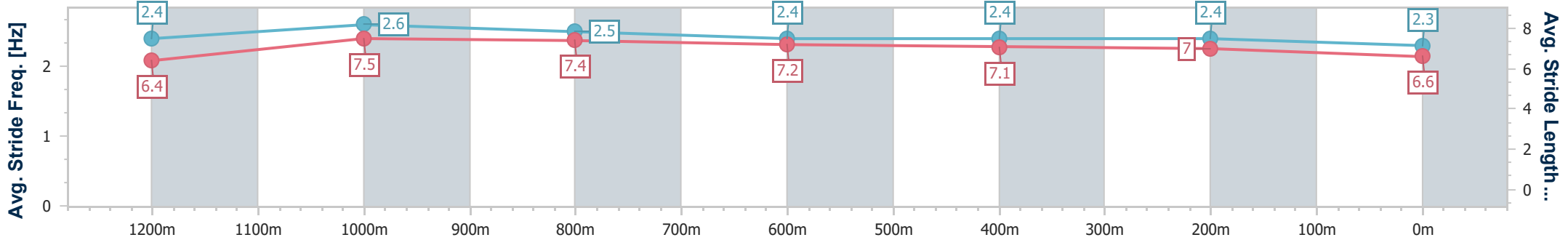
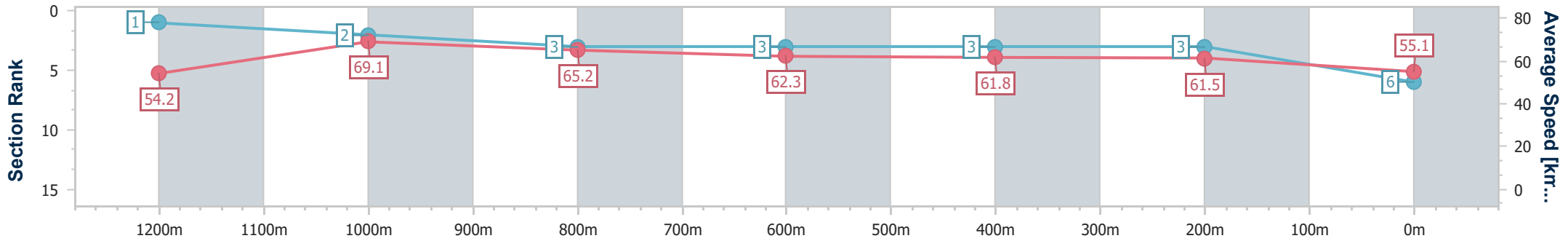
12 October 2024 - 17:13

Track Rating: Good 4, Weather: Fine, Rail Position: +4m Entire



BRISBANE RACING CLUB

Section	Overall	1200m	1000m	800m	600m	400m	200m
Section Times	1:22.83 [6] (0:13.31)	1:09.52 [1] (0:10.42)	0:59.10 [2] (0:11.13)	0:47.97 [3] (0:11.55)	0:36.42 [3] (0:11.62)	0:24.80 [3] (0:11.68)	0:13.12 [3] (0:13.12)
Average Speed [km/h]	54.2	69.1	65.2	62.3	61.8	61.5	55.1
Top Speed [km/h]	69.8	70.2	65.8	63.9	62.6	63.4	59.1
Avg. Dist. to Rail [m]	2.8	2.4	1.3	0.3	0.7	0.6	0.8
Avg. Stride Freq. [Hz]	2.4	2.6	2.5	2.4	2.4	2.4	2.3
Avg. Stride Length [m]	6.4	7.5	7.4	7.2	7.1	7.0	6.6



- [] Ranking at each section and finish
- .-.- No data available at this section
- NA No data available



Horse/Jockey Name	Ucalledit
Final Rank	7
Fastest Section Time (Section)	0:10.68 (1200m)
Top Speed [km/h] (Section)	68.5 (1200m)
Race State	Finished



Eagle Farm QLD Professional
Race 10: TATTERSALLS MEMBERS CUP (L) QTISx Handicap - 1400m

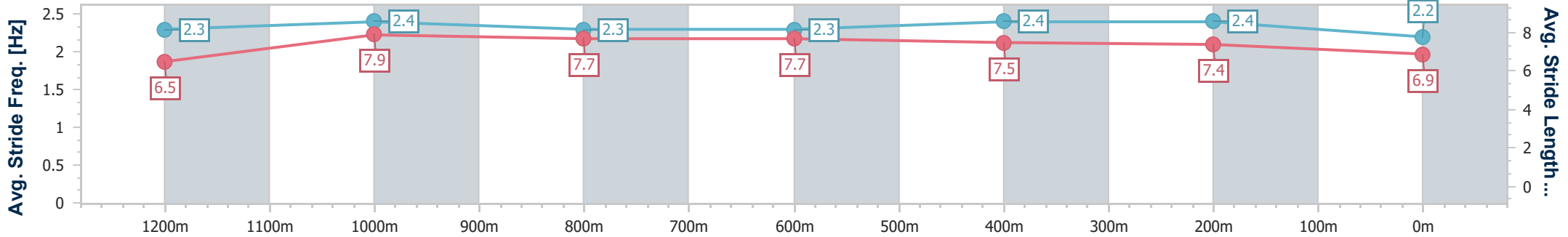
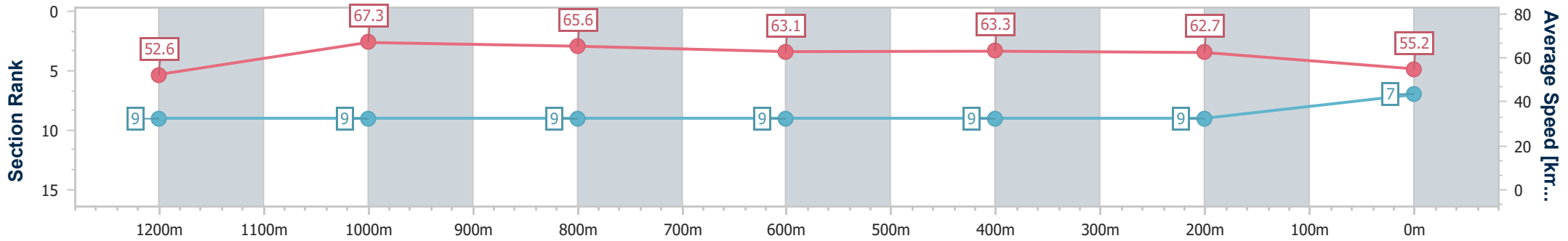


12 October 2024 - 17:13

BRISBANE RACING CLUB

Track Rating: Good 4, Weather: Fine, Rail Position: +4m Entire

Section	Overall	1200m	1000m	800m	600m	400m	200m
Section Times	1:22.94 [7] (0:13.77)	1:09.17 [9] (0:10.68)	0:58.49 [9] (0:11.07)	0:47.42 [9] (0:11.43)	0:35.99 [9] (0:11.48)	0:24.51 [9] (0:11.49)	0:13.02 [9] (0:13.02)
Average Speed [km/h]	52.6	67.3	65.6	63.1	63.3	62.7	55.2
Top Speed [km/h]	67.9	68.5	66.6	65.3	65.4	64.7	59.8
Avg. Dist. to Rail [m]	5.8	2.7	1.3	0.8	1.6	4.2	5.5
Avg. Stride Freq. [Hz]	2.3	2.4	2.3	2.3	2.4	2.4	2.2
Avg. Stride Length [m]	6.5	7.9	7.7	7.7	7.5	7.4	6.9



- [] Ranking at each section and finish
- .-.- No data available at this section
- NA No data available



Horse/Jockey Name	Grebeni
Final Rank	8
Fastest Section Time (Section)	0:10.58 (1200m)
Top Speed [km/h] (Section)	69.1 (1200m)
Race State	Finished



Eagle Farm QLD Professional
Race 10: TATTERSALLS MEMBERS CUP (L) QTISx Handicap - 1400m

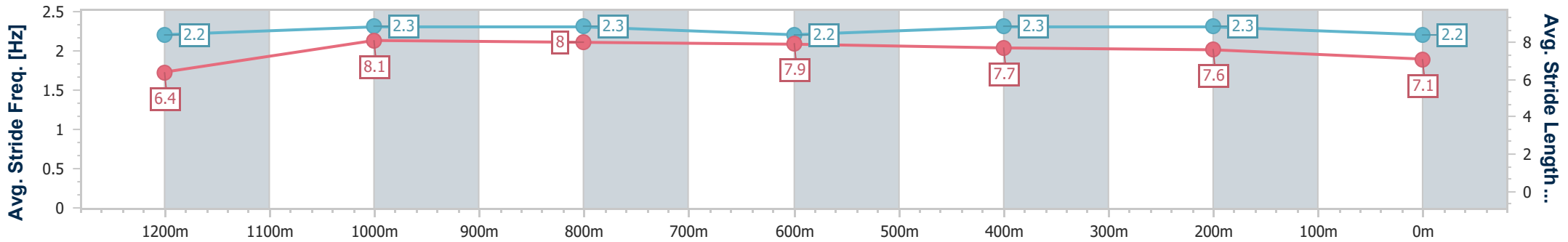
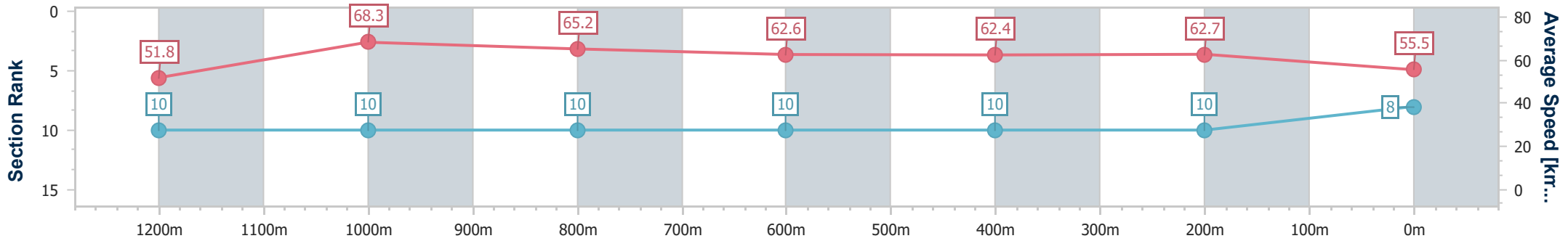


12 October 2024 - 17:13

BRISBANE RACING CLUB

Track Rating: Good 4, Weather: Fine, Rail Position: +4m Entire

Section	Overall	1200m	1000m	800m	600m	400m	200m
Section Times	1:22.94 [8] (0:13.94)	1:09.00 [10] (0:10.58)	0:58.42 [10] (0:11.02)	0:47.40 [10] (0:11.46)	0:35.94 [10] (0:11.47)	0:24.47 [10] (0:11.51)	0:12.96 [10] (0:12.96)
Average Speed [km/h]	51.8	68.3	65.2	62.6	62.4	62.7	55.5
Top Speed [km/h]	67.8	69.1	66.3	64.1	63.7	64.3	59.0
Avg. Dist. to Rail [m]	5.5	1.9	0.2	1.2	0.9	0.3	1.4
Avg. Stride Freq. [Hz]	2.2	2.3	2.3	2.2	2.3	2.3	2.2
Avg. Stride Length [m]	6.4	8.1	8.0	7.9	7.7	7.6	7.1



- [] Ranking at each section and finish
- .-.- No data available at this section
- NA No data available



Horse/Jockey Name	Winston Smurfhill
Final Rank	9
Fastest Section Time (Section)	0:10.40 (1200m)
Top Speed [km/h] (Section)	70.7 (1200m)
Race State	Finished



Eagle Farm QLD Professional
Race 10: TATTERSALLS MEMBERS CUP (L) QTISx Handicap - 1400m

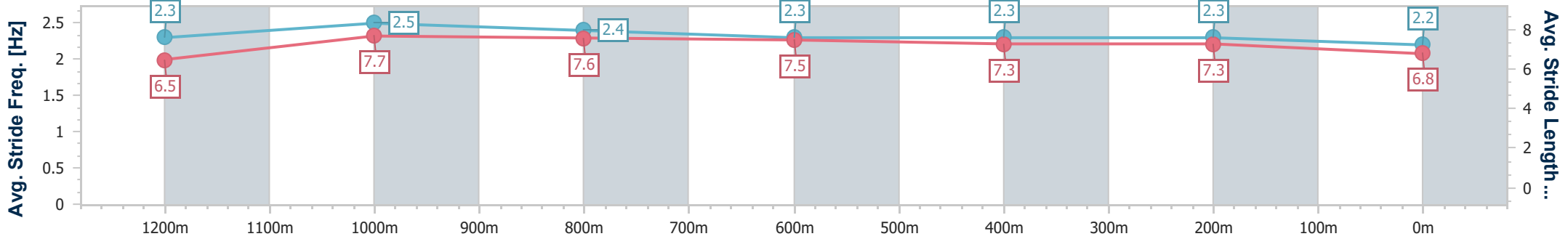
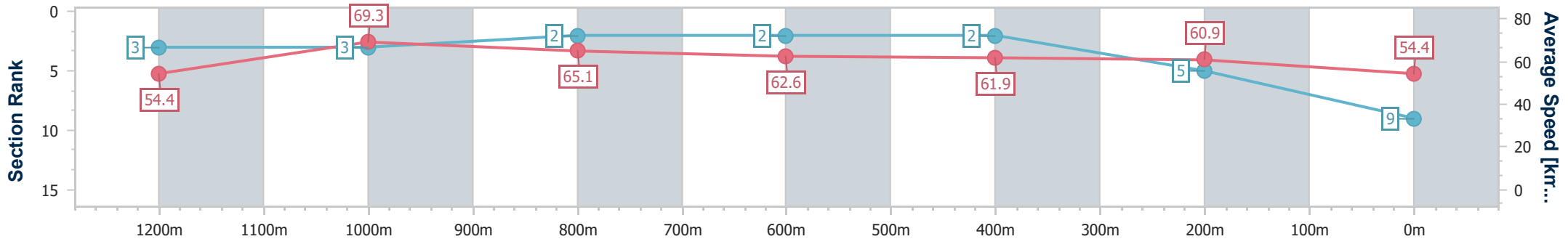


12 October 2024 - 17:13

BRISBANE RACING CLUB

Track Rating: Good 4, Weather: Fine, Rail Position: +4m Entire

Section	Overall	1200m	1000m	800m	600m	400m	200m
Section Times	1:23.03 [9] (0:13.33)	1:09.70 [3] (0:10.40)	0:59.30 [3] (0:11.11)	0:48.19 [2] (0:11.54)	0:36.65 [2] (0:11.59)	0:25.06 [2] (0:11.81)	0:13.25 [5] (0:13.25)
Average Speed [km/h]	54.4	69.3	65.1	62.6	61.9	60.9	54.4
Top Speed [km/h]	69.1	70.7	67.6	64.1	63.0	63.0	58.8
Avg. Dist. to Rail [m]	8.3	4.4	0.9	0.4	0.7	0.9	1.3
Avg. Stride Freq. [Hz]	2.3	2.5	2.4	2.3	2.3	2.3	2.2
Avg. Stride Length [m]	6.5	7.7	7.6	7.5	7.3	7.3	6.8



- [] Ranking at each section and finish
- .-.- No data available at this section
- NA No data available



Horse/Jockey Name	Arentee
Final Rank	10
Fastest Section Time (Section)	0:10.54 (1200m)
Top Speed [km/h] (Section)	67.7 (Overall)
Race State	Finished



Eagle Farm QLD Professional
Race 10: TATTERSALLS MEMBERS CUP (L) QTISx Handicap - 1400m

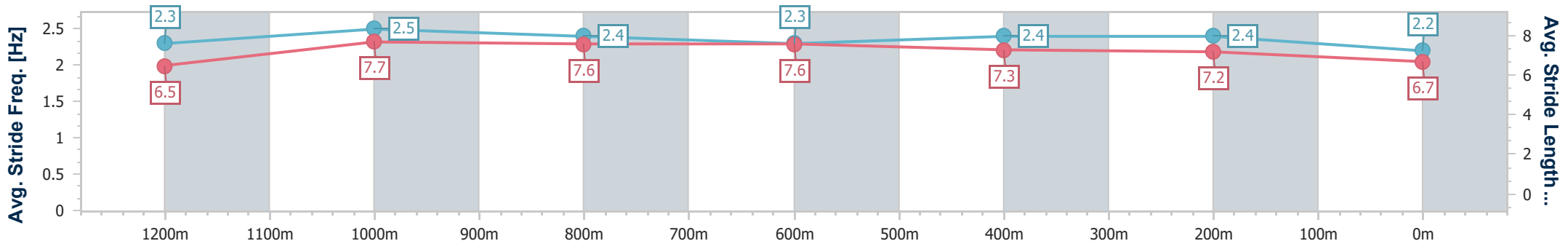
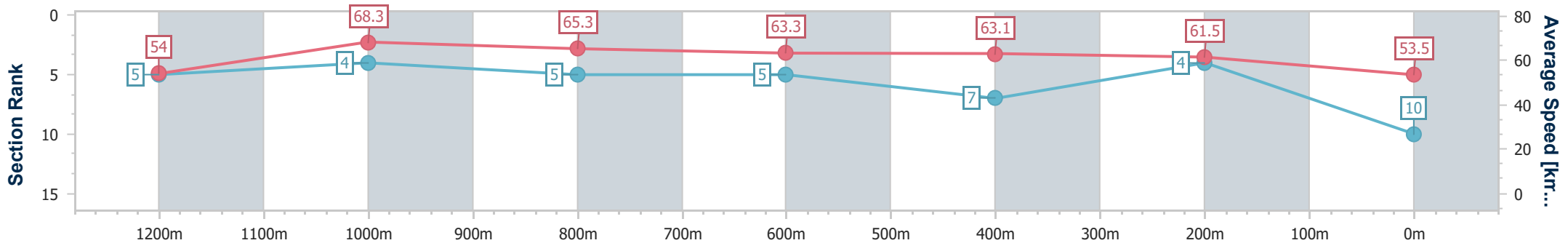


12 October 2024 - 17:13

BRISBANE RACING CLUB

Track Rating: Good 4, Weather: Fine, Rail Position: +4m Entire

Section	Overall	1200m	1000m	800m	600m	400m	200m
Section Times	1:23.21 [10] (0:13.41)	1:09.80 [5] (0:10.54)	0:59.26 [4] (0:11.21)	0:48.05 [5] (0:11.44)	0:36.61 [5] (0:11.48)	0:25.13 [7] (0:11.68)	0:13.45 [4] (0:13.45)
Average Speed [km/h]	54.0	68.3	65.3	63.3	63.1	61.5	53.5
Top Speed [km/h]	67.7	67.7	66.9	65.4	64.7	64.3	58.3
Avg. Dist. to Rail [m]	4.0	5.8	3.5	1.0	1.0	2.8	3.6
Avg. Stride Freq. [Hz]	2.3	2.5	2.4	2.3	2.4	2.4	2.2
Avg. Stride Length [m]	6.5	7.7	7.6	7.6	7.3	7.2	6.7



- [] Ranking at each section and finish
- .-.- No data available at this section
- NA No data available



Horse/Jockey Name	Burning Bell
Final Rank	11
Fastest Section Time (Section)	0:10.29 (1200m)
Top Speed [km/h] (Section)	68.0 (1200m)
Race State	Finished

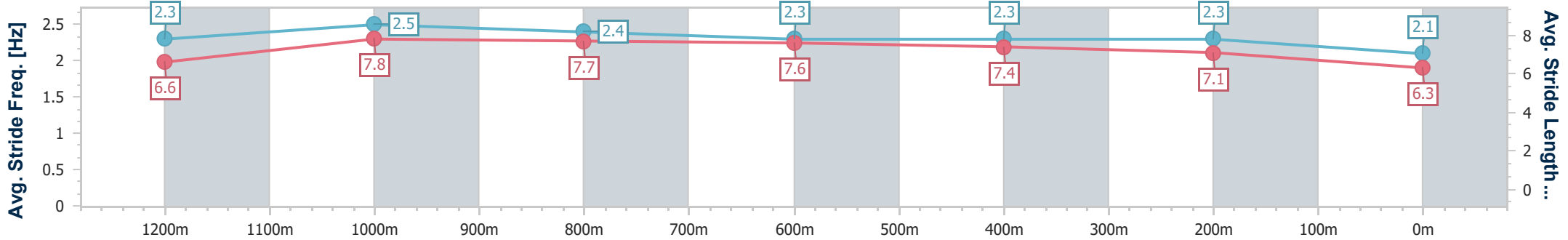
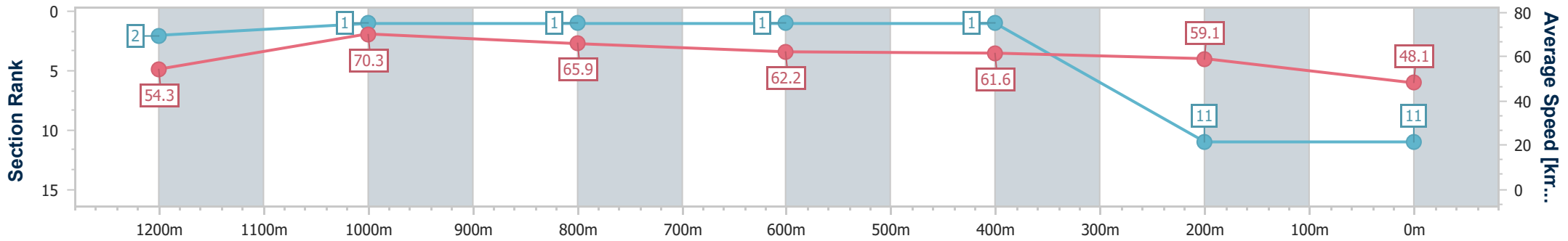


Eagle Farm QLD Professional
 Race 10: TATTERSALLS MEMBERS CUP (L) QTISx Handicap - 1400m
 12 October 2024 - 17:13
 Track Rating: Good 4, Weather: Fine, Rail Position: +4m Entire



BRISBANE RACING CLUB

Section	Overall	1200m	1000m	800m	600m	400m	200m
Section Times	1:24.96 [11] (0:13.33)	1:11.63 [2] (0:10.29)	1:01.34 [1] (0:11.04)	0:50.30 [1] (0:11.56)	0:38.74 [1] (0:11.60)	0:27.14 [1] (0:12.20)	0:14.94 [11] (0:14.94)
Average Speed [km/h]	54.3	70.3	65.9	62.2	61.6	59.1	48.1
Top Speed [km/h]	67.0	68.0	64.8	64.2	62.5	61.8	54.3
Avg. Dist. to Rail [m]	6.7	4.9	1.9	0.4	1.3	1.0	0.9
Avg. Stride Freq. [Hz]	2.3	2.5	2.4	2.3	2.3	2.3	2.1
Avg. Stride Length [m]	6.6	7.8	7.7	7.6	7.4	7.1	6.3



- [] Ranking at each section and finish
- .-.- No data available at this section
- NA No data available