



Mackay QLD Professional

Race 1: SKY Racing OPEN Handicap - 1050m

17 October 2024 - 13:11



MACKAY TURF CLUB
Ooralea Racecourse

Track Rating: Good 4, Weather: Fine, Rail Position: True

Section		Overall	1000m	800m	600m	400m	200m	Last 600m					
Field Times		0:59.91 (0:04.24)	0:55.67 (0:11.31)	0:44.36 (0:10.54)	0:33.82 (0:10.96)	0:22.86 (0:11.21)	0:11.65 (0:11.65)	0:33.82					
Rank	TAB Horse/Jockey	Barrier	Top Speed [km/h]	Fastest Section	Margin							Distance Travelled [m]	
1	5 FLYING SHAMUS Olivia Kendal	5	68.7 800m	0:04.25 Overall	0:59.91 [1] (0:04.25)	0:55.66 [2] (0:11.30)	0:44.36 [1] (0:10.90)	0:33.46 [4] (0:10.92)	0:22.54 [3] (0:11.04)	0:11.50 [2] (0:11.50)	0:59.91	0:33.46	
2	3 COURTESY BUS Sean Cormack	2	69.1 800m	0:04.24 Overall	1:00.09 [2] (0:04.24)	0:55.85 [1] (0:11.33)	0:44.52 [2] (0:10.52)	0:34.00 [1] (0:10.96)	0:23.04 [1] (0:11.21)	0:11.83 [1] (0:11.83)	1.08L	0:34.00	+2
3	4 CHICKERARTIE Adam Sewell	6	68.0 800m	0:04.53 Overall	1:00.28 [3] (0:04.53)	0:55.75 [5] (0:11.36)	0:44.39 [6] (0:10.73)	0:33.66 [6] (0:11.02)	0:22.64 [6] (0:11.07)	0:11.57 [6] (0:11.57)	2.21L	0:33.66	+6
4	1 LEADERSHIP SPILL Georgina Cartwright	3	68.2 800m	0:04.61 Overall	1:00.51 [4] (0:04.61)	0:55.90 [6] (0:11.13)	0:44.77 [5] (0:10.75)	0:34.02 [5] (0:11.02)	0:23.00 [5] (0:11.13)	0:11.87 [5] (0:11.87)	3.57L	0:34.02	+4
5	6 NANO STAR Leah Martyn	1	67.9 800m	0:04.42 Overall	1:00.58 [5] (0:04.42)	0:56.16 [3] (0:11.23)	0:44.93 [4] (0:10.76)	0:34.17 [3] (0:11.08)	0:23.09 [4] (0:11.11)	0:11.98 [4] (0:11.98)	3.95L	0:34.17	+1
6	7 LAST LAUGH Chelsea Jokic	4	70.2 800m	0:04.49 Overall	1:00.83 [6] (0:04.49)	0:56.34 [4] (0:11.15)	0:45.19 [3] (0:10.48)	0:34.71 [2] (0:11.08)	0:23.63 [2] (0:11.34)	0:12.29 [3] (0:12.29)	5.41L	0:34.71	+5

Scratched: Jemeldi (#2), Our Heart Throb (#8)



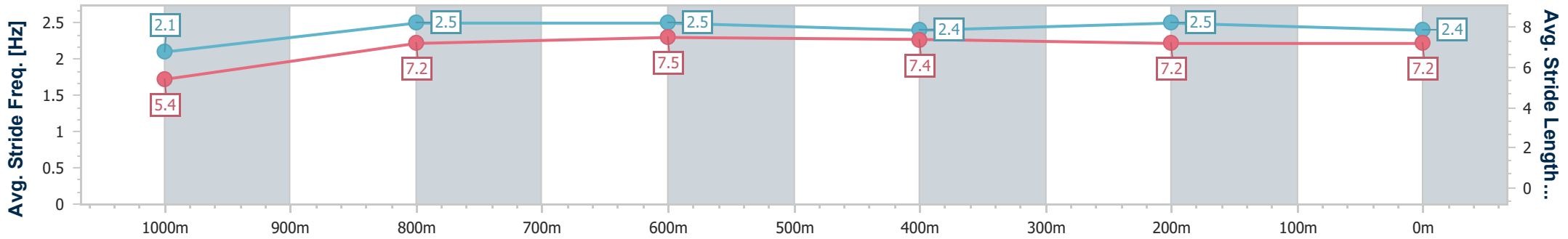
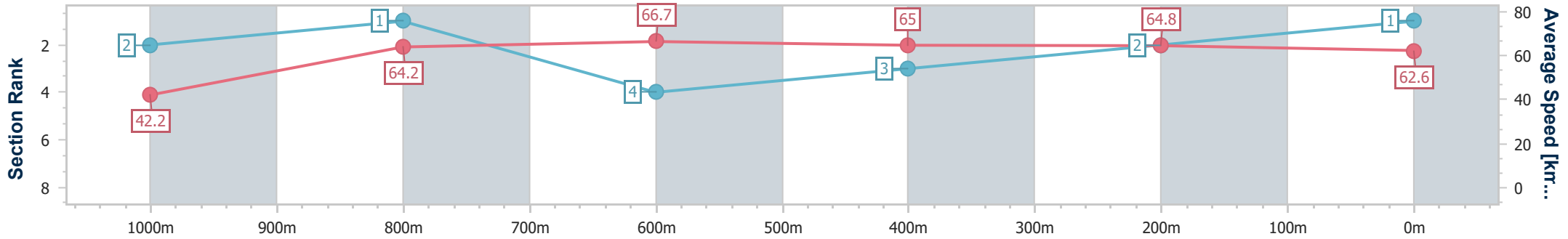
Horse/Jockey Name	Flying Shamus
Final Rank	1
Fastest Section Time (Section)	0:04.25 (Overall)
Top Speed [km/h] (Section)	68.7 (800m)
Race State	Finished



Mackay QLD Professional
Race 1: SKY Racing OPEN Handicap - 1050m
17 October 2024 - 13:11
Track Rating: Good 4, Weather: Fine, Rail Position: True



Section	Overall	1000m	800m	600m	400m	200m
Section Times	0:59.91 [1] (0:04.25)	0:55.66 [2] (0:11.30)	0:44.36 [1] (0:10.90)	0:33.46 [4] (0:10.92)	0:22.54 [3] (0:11.04)	0:11.50 [2] (0:11.50)
Average Speed [km/h]	42.2	64.2	66.7	65.0	64.8	62.6
Top Speed [km/h]	54.4	66.7	68.7	66.5	65.8	65.4
Avg. Dist. to Rail [m]	4.3	3.6	3.0	1.9	2.2	2.7
Avg. Stride Freq. [Hz]	2.1	2.5	2.5	2.4	2.5	2.4
Avg. Stride Length [m]	5.4	7.2	7.5	7.4	7.2	7.2



- [] Ranking at each section and finish
- .-.- No data available at this section
- NA No data available



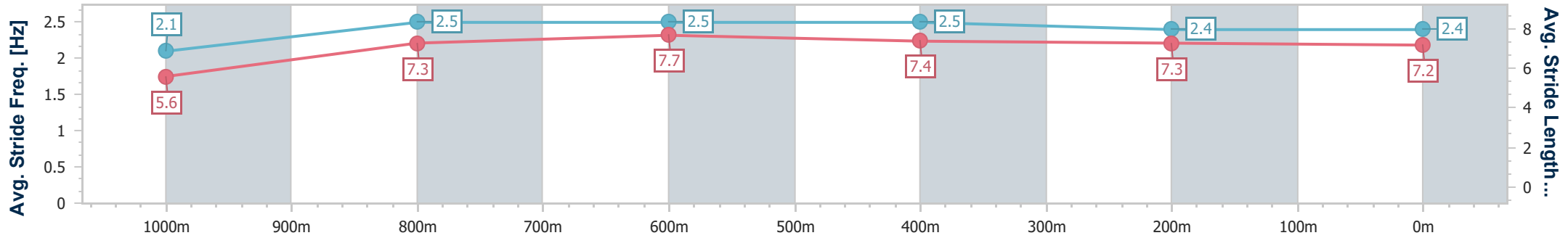
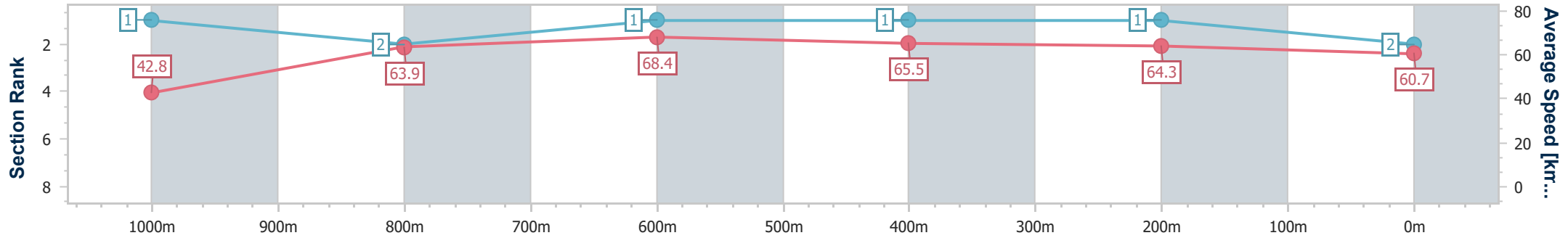
Horse/Jockey Name	Courtesy Bus
Final Rank	2
Fastest Section Time (Section)	0:04.24 (Overall)
Top Speed [km/h] (Section)	69.1 (800m)
Race State	Finished



Mackay QLD Professional
 Race 1: SKY Racing OPEN Handicap - 1050m
 17 October 2024 - 13:11
 Track Rating: Good 4, Weather: Fine, Rail Position: True



Section	Overall	1000m	800m	600m	400m	200m
Section Times	1:00.09 [2] (0:04.24)	0:55.85 [1] (0:11.33)	0:44.52 [2] (0:10.52)	0:34.00 [1] (0:10.96)	0:23.04 [1] (0:11.21)	0:11.83 [1] (0:11.83)
Average Speed [km/h]	42.8	63.9	68.4	65.5	64.3	60.7
Top Speed [km/h]	55.7	67.7	69.1	68.0	66.2	63.7
Avg. Dist. to Rail [m]	1.6	1.3	0.5	1.0	2.3	1.8
Avg. Stride Freq. [Hz]	2.1	2.5	2.5	2.5	2.4	2.4
Avg. Stride Length [m]	5.6	7.3	7.7	7.4	7.3	7.2



- [] Ranking at each section and finish
- .-.- No data available at this section
- NA No data available



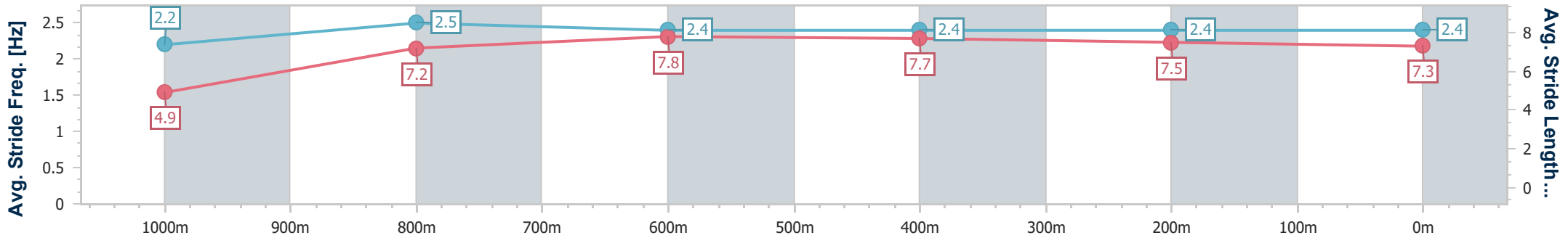
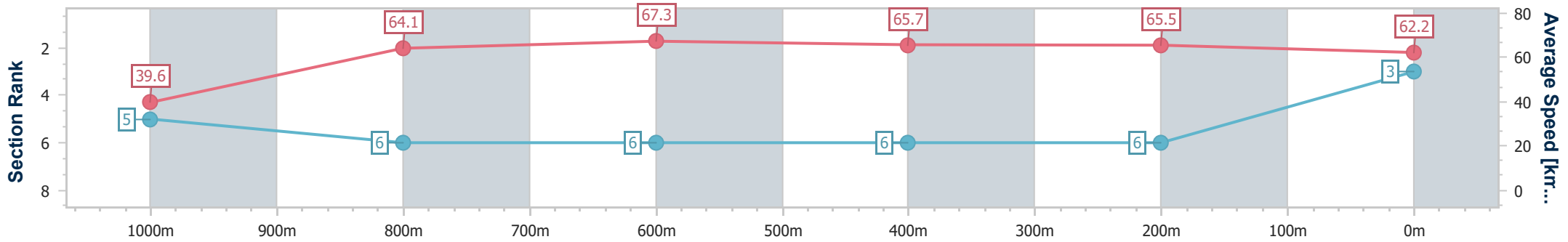
Horse/Jockey Name	Chickerartie
Final Rank	3
Fastest Section Time (Section)	0:04.53 (Overall)
Top Speed [km/h] (Section)	68.0 (800m)
Race State	Finished



Mackay QLD Professional
 Race 1: SKY Racing OPEN Handicap - 1050m
 17 October 2024 - 13:11
 Track Rating: Good 4, Weather: Fine, Rail Position: True



Section	Overall	1000m	800m	600m	400m	200m
Section Times	1:00.28 [3] (0:04.53)	0:55.75 [5] (0:11.36)	0:44.39 [6] (0:10.73)	0:33.66 [6] (0:11.02)	0:22.64 [6] (0:11.07)	0:11.57 [6] (0:11.57)
Average Speed [km/h]	39.6	64.1	67.3	65.7	65.5	62.2
Top Speed [km/h]	53.5	67.3	68.0	67.2	66.4	64.7
Avg. Dist. to Rail [m]	5.4	4.9	1.6	1.0	2.9	4.4
Avg. Stride Freq. [Hz]	2.2	2.5	2.4	2.4	2.4	2.4
Avg. Stride Length [m]	4.9	7.2	7.8	7.7	7.5	7.3



- [] Ranking at each section and finish
- .-.- No data available at this section
- NA No data available



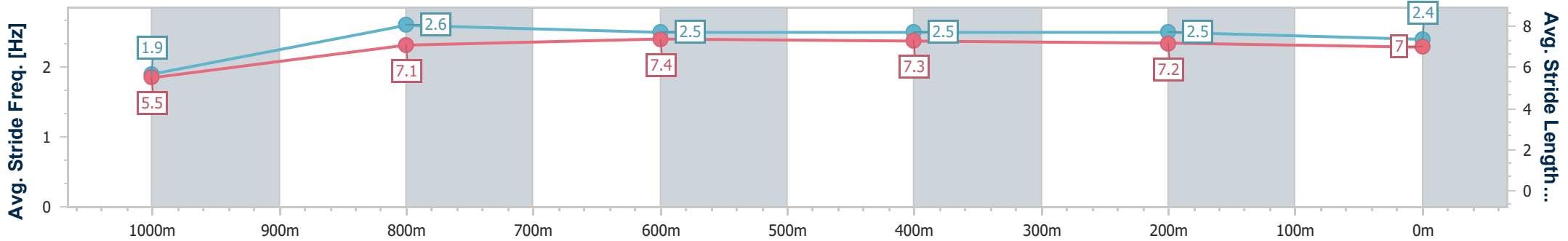
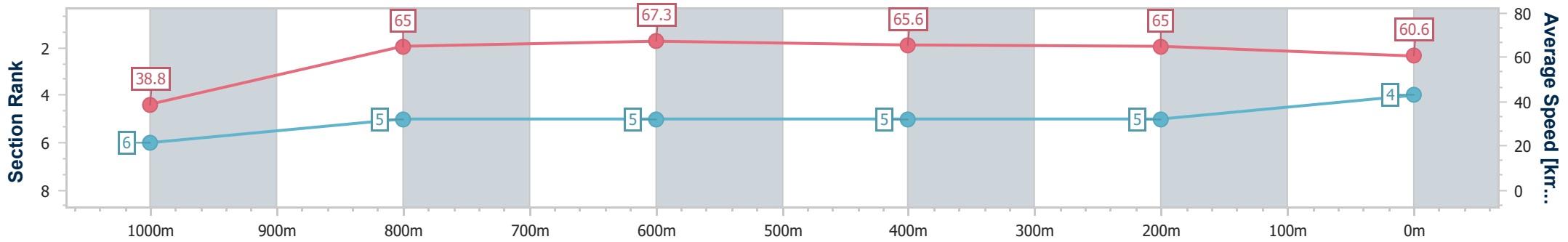
Horse/Jockey Name	Leadership Spill
Final Rank	4
Fastest Section Time (Section)	0:04.61 (Overall)
Top Speed [km/h] (Section)	68.2 (800m)
Race State	Finished



Mackay QLD Professional
 Race 1: SKY Racing OPEN Handicap - 1050m
 17 October 2024 - 13:11
 Track Rating: Good 4, Weather: Fine, Rail Position: True



Section	Overall	1000m	800m	600m	400m	200m
Section Times	1:00.51 [4] (0:04.61)	0:55.90 [6] (0:11.13)	0:44.77 [5] (0:10.75)	0:34.02 [5] (0:11.02)	0:23.00 [5] (0:11.13)	0:11.87 [5] (0:11.87)
Average Speed [km/h]	38.8	65.0	67.3	65.6	65.0	60.6
Top Speed [km/h]	54.2	68.1	68.2	66.4	65.8	64.6
Avg. Dist. to Rail [m]	2.2	1.3	1.1	1.0	2.3	3.9
Avg. Stride Freq. [Hz]	1.9	2.6	2.5	2.5	2.5	2.4
Avg. Stride Length [m]	5.5	7.1	7.4	7.3	7.2	7.0



- [] Ranking at each section and finish
- .-.- No data available at this section
- NA No data available



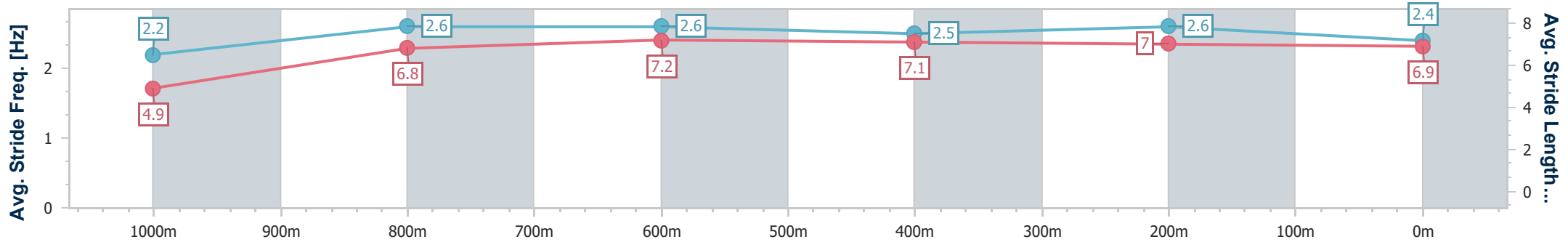
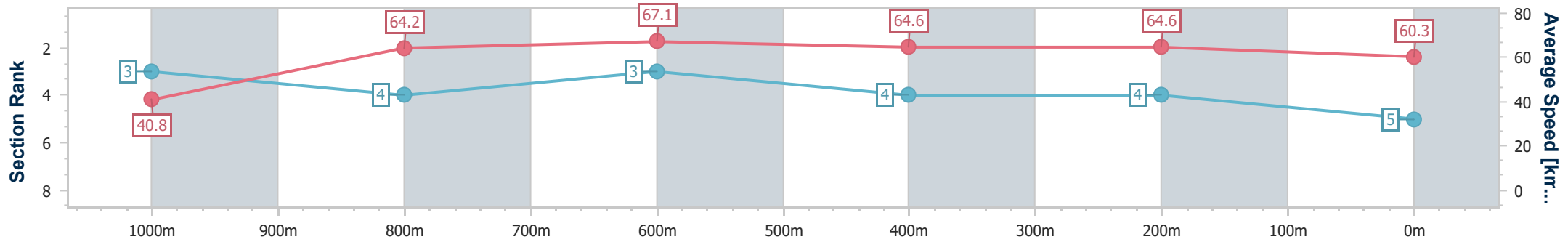
Horse/Jockey Name	Nano Star
Final Rank	5
Fastest Section Time (Section)	0:04.42 (Overall)
Top Speed [km/h] (Section)	67.9 (800m)
Race State	Finished



Mackay QLD Professional
Race 1: SKY Racing OPEN Handicap - 1050m
17 October 2024 - 13:11
Track Rating: Good 4, Weather: Fine, Rail Position: True



Section	Overall	1000m	800m	600m	400m	200m
Section Times	1:00.58 [5] (0:04.42)	0:56.16 [3] (0:11.23)	0:44.93 [4] (0:10.76)	0:34.17 [3] (0:11.08)	0:23.09 [4] (0:11.11)	0:11.98 [4] (0:11.98)
Average Speed [km/h]	40.8	64.2	67.1	64.6	64.6	60.3
Top Speed [km/h]	56.0	67.9	67.9	66.2	65.9	64.2
Avg. Dist. to Rail [m]	0.5	0.5	1.0	0.6	0.7	0.6
Avg. Stride Freq. [Hz]	2.2	2.6	2.6	2.5	2.6	2.4
Avg. Stride Length [m]	4.9	6.8	7.2	7.1	7.0	6.9



- [] Ranking at each section and finish
- .-.- No data available at this section
- NA No data available



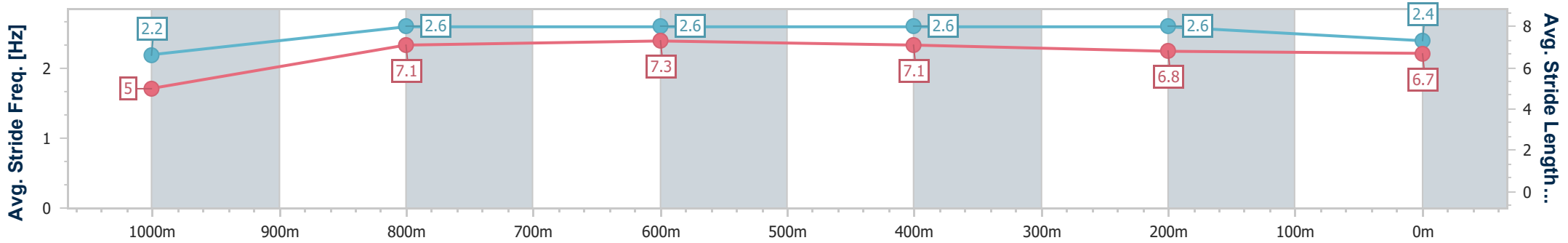
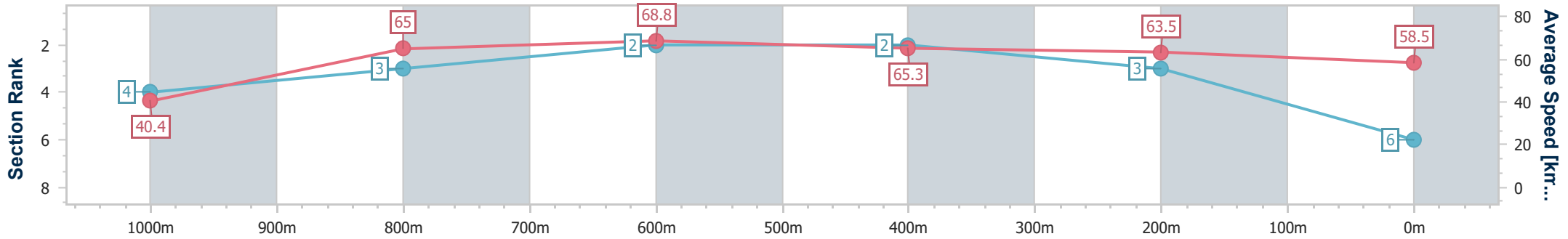
Horse/Jockey Name	Last Laugh
Final Rank	6
Fastest Section Time (Section)	0:04.49 (Overall)
Top Speed [km/h] (Section)	70.2 (800m)
Race State	Finished



Mackay QLD Professional
 Race 1: SKY Racing OPEN Handicap - 1050m
 17 October 2024 - 13:11
 Track Rating: Good 4, Weather: Fine, Rail Position: True



Section	Overall	1000m	800m	600m	400m	200m
Section Times	1:00.83 [6] (0:04.49)	0:56.34 [4] (0:11.15)	0:45.19 [3] (0:10.48)	0:34.71 [2] (0:11.08)	0:23.63 [2] (0:11.34)	0:12.29 [3] (0:12.29)
Average Speed [km/h]	40.4	65.0	68.8	65.3	63.5	58.5
Top Speed [km/h]	55.1	69.2	70.2	66.6	64.6	61.7
Avg. Dist. to Rail [m]	3.8	3.7	3.3	0.6	1.6	3.2
Avg. Stride Freq. [Hz]	2.2	2.6	2.6	2.6	2.6	2.4
Avg. Stride Length [m]	5.0	7.1	7.3	7.1	6.8	6.7



- [] Ranking at each section and finish
- .-.- No data available at this section
- NA No data available

Mackay QLD Professional

Race 2: Ladbrokes Racing Club BM70 Handicap - 1300m



MACKAY TURF CLUB
Ooralea Racecourse

17 October 2024 - 13:45

Track Rating: Good 4, Weather: Fine, Rail Position: True

Section												
Field Times		Overall	1200m	1000m	800m	600m	400m	Last 600m				
		1:15.25 (0:07.83)	1:07.42 (0:10.53)	0:56.89 (0:10.70)	0:46.19 (0:10.92)	0:35.27 (0:11.45)	0:23.82 (0:11.67)	0:35.27				
Rank	TAB Horse/Jockey	Barrier	Top Speed [km/h]	Fastest Section								Distance Travelled [m]
1	3 BENCOOLEN Ryan Wiggins	5	70.1	0:08.21	1:15.25 [1] (0:08.21)	1:07.04 [5] (0:10.92)	0:56.12 [5] (0:10.55)	0:45.57 [5] (0:10.71)	0:34.86 [4] (0:11.29)	0:23.57 [4] (0:11.45)	0:34.86	
2	6 HUMOUR ME Olivia Kendal	2	70.8	0:07.83	1:15.55 [2] (0:07.83)	1:07.72 [1] (0:10.61)	0:57.11 [2] (0:10.71)	0:46.40 [2] (0:10.98)	0:35.42 [2] (0:11.30)	0:24.12 [1] (0:11.67)	0:35.42 -5	
3	4 SENNAPROST McKenzie Apel	6	69.7	0:07.85	1:15.64 [3] (0:07.85)	1:07.79 [2] (0:10.60)	0:57.19 [3] (0:10.82)	0:46.37 [3] (0:10.98)	0:35.39 [3] (0:11.36)	0:24.03 [3] (0:11.59)	0:35.39 +0	
4	7 BRAVE AGENDA Adam Sewell	4	69.9	0:07.87	1:16.04 [4] (0:07.87)	1:08.17 [4] (0:10.97)	0:57.20 [4] (0:10.70)	0:46.50 [4] (0:11.03)	0:35.47 [5] (0:11.31)	0:24.16 [5] (0:11.68)	0:35.47 -2	
5	1 SUCH A WHIT Justin Huxtable	1	69.5	0:08.60	1:16.48 [5] (0:08.60)	1:07.88 [6] (0:10.90)	0:56.98 [6] (0:10.55)	0:46.43 [6] (0:10.86)	0:35.57 [6] (0:11.37)	0:24.20 [6] (0:11.64)	0:35.57 -5	
6	5 CHILLI PALMER Chelsea Jokic	3	70.6	0:07.86	1:16.76 [6] (0:07.86)	1:08.90 [3] (0:10.50)	0:58.40 [1] (0:10.70)	0:47.70 [1] (0:10.92)	0:36.78 [1] (0:11.49)	0:25.29 [2] (0:12.00)	0:36.78 -7	

Scratched: Kathy's Beau (#2)



Mackay QLD Professional

Race 2: Ladbrokes Racing Club BM70 Handicap - 1300m



MACKAY TURF CLUB
Ooralea Racecourse

17 October 2024 - 13:45

Track Rating: Good 4, Weather: Fine, Rail Position: True

Section							200m			Last 600m
Field Times							0:12.15			0:35.27
							(0:12.15)			
Rank	TAB	Horse/Jockey	Barrier	Top Speed [km/h]	Fastest Section	Margin				Distance Travelled [m]
1	3	BENCOOLEN	5	70.1	0:08.21		0:12.12 [2]	1:15.25		0:34.86
		Ryan Wiggins		1000m	Overall		(0:12.12)			
2	6	HUMOUR ME	2	70.8	0:07.83	1.75L	0:12.45 [1]			0:35.42 -5
		Olivia Kendal		1200m	Overall		(0:12.45)			
3	4	SENNAPROST	6	69.7	0:07.85	2.25L	0:12.44 [3]			0:35.39 +0
		McKenzie Apel		1200m	Overall		(0:12.44)			
4	7	BRAVE AGENDA	4	69.9	0:07.87	4.62L	0:12.48 [5]			0:35.47 -2
		Adam Sewell		1000m	Overall		(0:12.48)			
5	1	SUCH A WHIT	1	69.5	0:08.60	7.22L	0:12.56 [6]			0:35.57 -5
		Justin Huxtable		1000m	Overall		(0:12.56)			
6	5	CHILLI PALMER	3	70.6	0:07.86	8.87L	0:13.29 [4]			0:36.78 -7
		Chelsea Jokic		1200m	Overall		(0:13.29)			

Scratched: Kathy's Beau (#2)

[] Ranking at each section and finish
 -:-:- No data available at this section
 NA No data available

SCN Saddle cloth number
 DNF Did not finish
 DNT Did not track



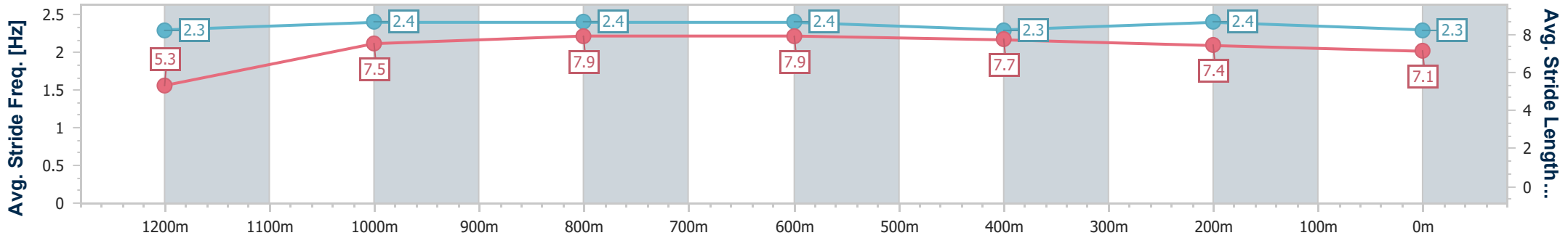
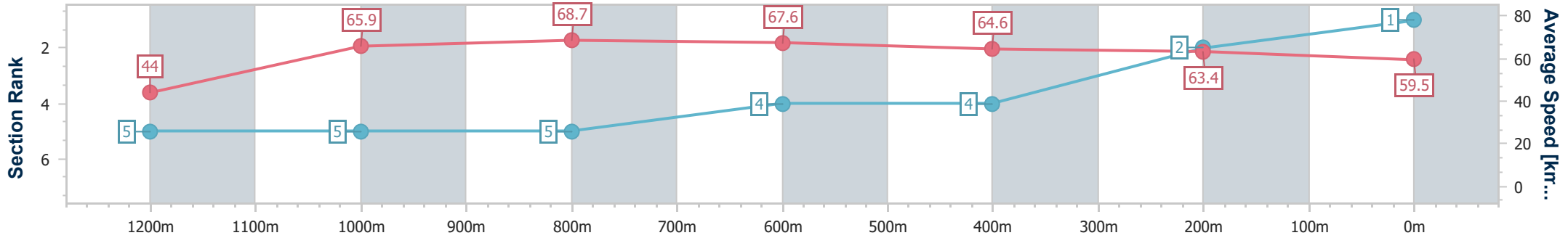
Horse/Jockey Name	Bencoolen
Final Rank	1
Fastest Section Time (Section)	0:08.21 (Overall)
Top Speed [km/h] (Section)	70.1 (1000m)
Race State	Finished



Mackay QLD Professional
 Race 2: Ladbrokes Racing Club BM70 Handicap - 1300m
 17 October 2024 - 13:45
 Track Rating: Good 4, Weather: Fine, Rail Position: True



Section	Overall	1200m	1000m	800m	600m	400m	200m
Section Times	1:15.25 [1] (0:08.21)	1:07.04 [5] (0:10.92)	0:56.12 [5] (0:10.55)	0:45.57 [5] (0:10.71)	0:34.86 [4] (0:11.29)	0:23.57 [4] (0:11.45)	0:12.12 [2]
Average Speed [km/h]	44.0	65.9	68.7	67.6	64.6	63.4	59.5
Top Speed [km/h]	62.4	68.5	70.1	68.2	66.1	63.9	62.8
Avg. Dist. to Rail [m]	8.2	1.7	2.0	1.9	1.7	5.9	7.6
Avg. Stride Freq. [Hz]	2.3	2.4	2.4	2.4	2.3	2.4	2.3
Avg. Stride Length [m]	5.3	7.5	7.9	7.9	7.7	7.4	7.1



- [] Ranking at each section and finish
- .-.- No data available at this section
- NA No data available



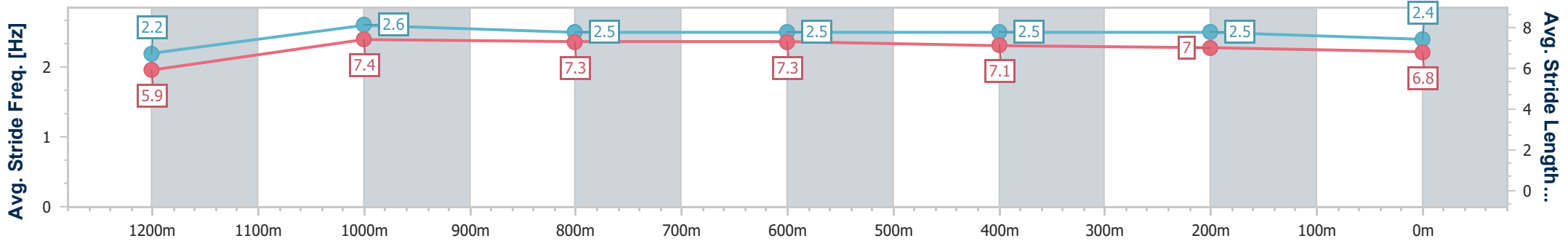
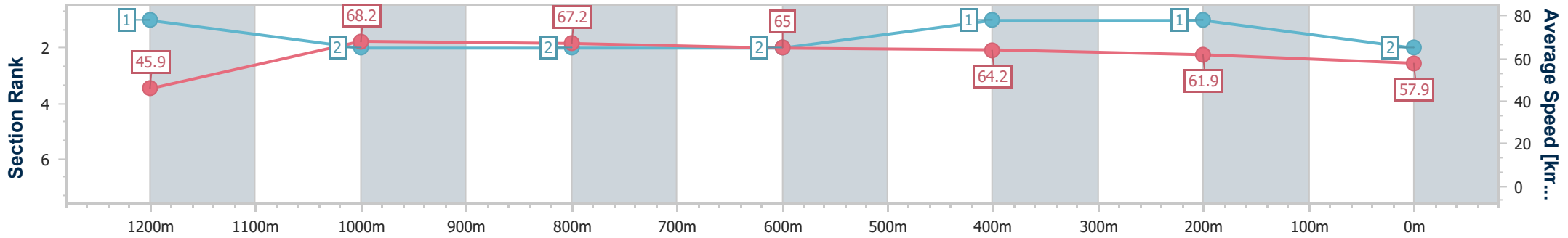
Horse/Jockey Name	Humour Me
Final Rank	2
Fastest Section Time (Section)	0:07.83 (Overall)
Top Speed [km/h] (Section)	70.8 (1200m)
Race State	Finished



Mackay QLD Professional
 Race 2: Ladbrokes Racing Club BM70 Handicap - 1300m
 17 October 2024 - 13:45
 Track Rating: Good 4, Weather: Fine, Rail Position: True



Section	Overall	1200m	1000m	800m	600m	400m	200m
Section Times	1:15.55 [2] (0:07.83)	1:07.72 [1] (0:10.61)	0:57.11 [2] (0:10.71)	0:46.40 [2] (0:10.98)	0:35.42 [2] (0:11.30)	0:24.12 [1] (0:11.67)	0:12.45 [1] (0:12.45)
Average Speed [km/h]	45.9	68.2	67.2	65.0	64.2	61.9	57.9
Top Speed [km/h]	63.5	70.8	68.3	66.7	64.7	62.9	60.1
Avg. Dist. to Rail [m]	6.7	1.3	0.7	1.4	1.0	4.5	5.1
Avg. Stride Freq. [Hz]	2.2	2.6	2.5	2.5	2.5	2.5	2.4
Avg. Stride Length [m]	5.9	7.4	7.3	7.3	7.1	7.0	6.8



- [] Ranking at each section and finish
- .-.- No data available at this section
- NA No data available



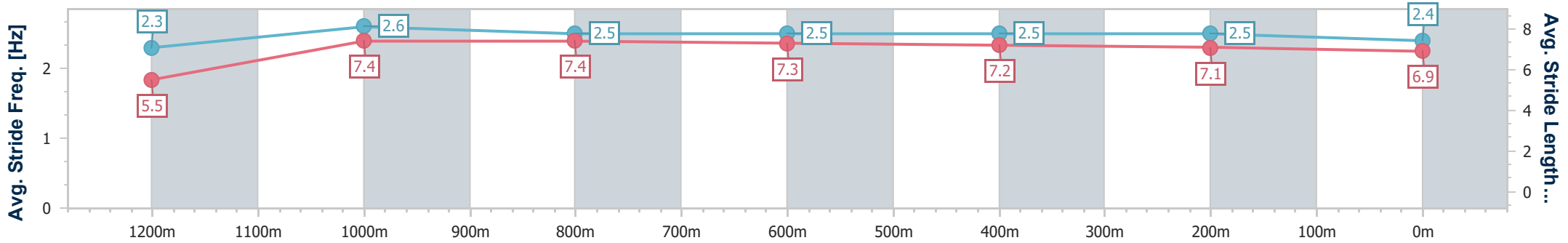
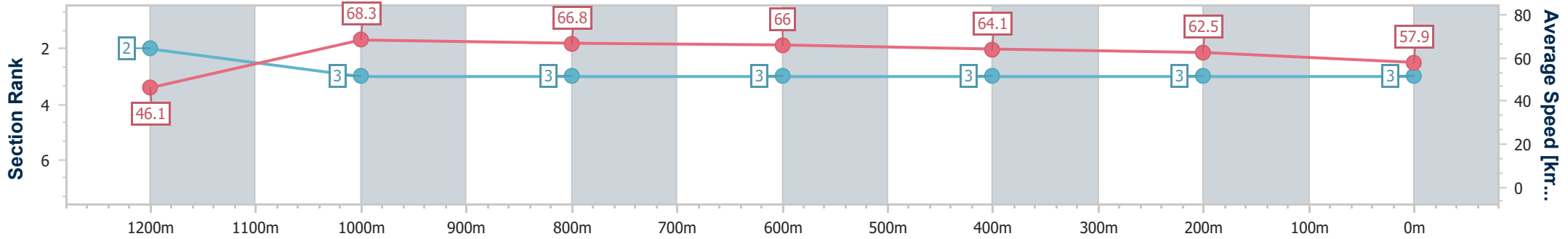
Horse/Jockey Name	Sennaprost
Final Rank	3
Fastest Section Time (Section)	0:07.85 (Overall)
Top Speed [km/h] (Section)	69.7 (1200m)
Race State	Finished



Mackay QLD Professional
 Race 2: Ladbrokes Racing Club BM70 Handicap - 1300m
 17 October 2024 - 13:45
 Track Rating: Good 4, Weather: Fine, Rail Position: True



Section	Overall	1200m	1000m	800m	600m	400m	200m
Section Times	1:15.64 [3] (0:07.85)	1:07.79 [2] (0:10.60)	0:57.19 [3] (0:10.82)	0:46.37 [3] (0:10.98)	0:35.39 [3] (0:11.36)	0:24.03 [3] (0:11.59)	0:12.44 [3] (0:12.44)
Average Speed [km/h]	46.1	68.3	66.8	66.0	64.1	62.5	57.9
Top Speed [km/h]	64.3	69.7	68.8	66.5	64.8	63.6	62.0
Avg. Dist. to Rail [m]	10.8	4.2	1.9	1.3	1.7	4.9	8.1
Avg. Stride Freq. [Hz]	2.3	2.6	2.5	2.5	2.5	2.5	2.4
Avg. Stride Length [m]	5.5	7.4	7.4	7.3	7.2	7.1	6.9



- [] Ranking at each section and finish
- .-.- No data available at this section
- NA No data available



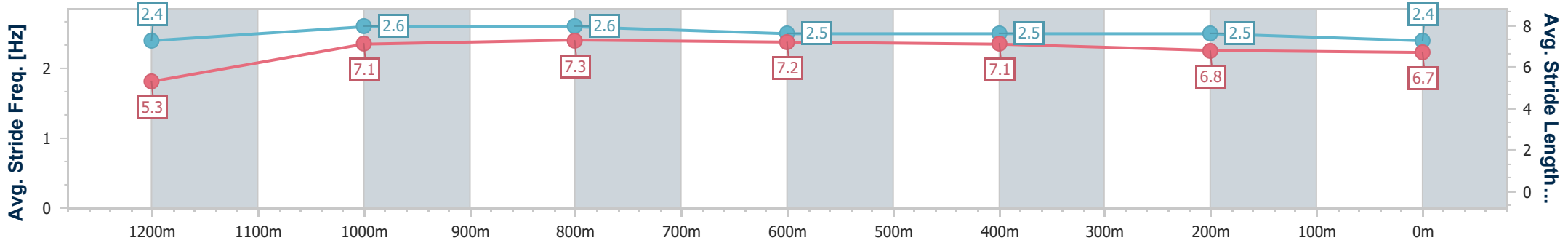
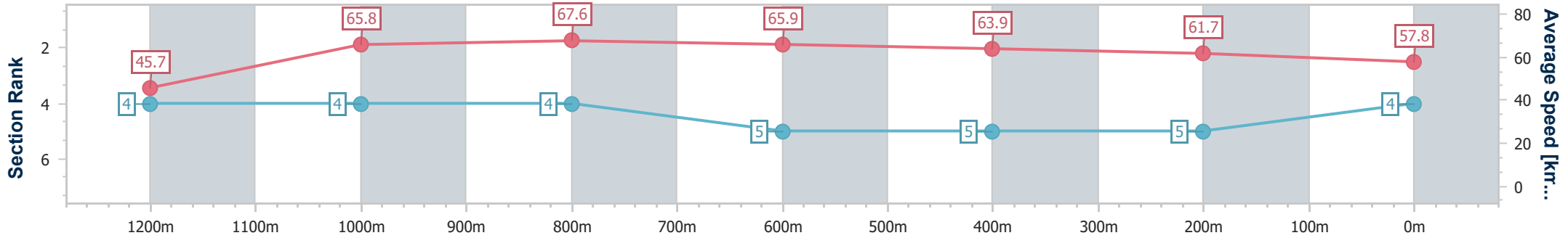
Horse/Jockey Name	Brave Agenda
Final Rank	4
Fastest Section Time (Section)	0:07.87 (Overall)
Top Speed [km/h] (Section)	69.9 (1000m)
Race State	Finished



Mackay QLD Professional
 Race 2: Ladbrokes Racing Club BM70 Handicap - 1300m
 17 October 2024 - 13:45
 Track Rating: Good 4, Weather: Fine, Rail Position: True



Section	Overall	1200m	1000m	800m	600m	400m	200m
Section Times	1:16.04 [4] (0:07.87)	1:08.17 [4] (0:10.97)	0:57.20 [4] (0:10.70)	0:46.50 [4] (0:11.03)	0:35.47 [5] (0:11.31)	0:24.16 [5] (0:11.68)	0:12.48 [5] (0:12.48)
Average Speed [km/h]	45.7	65.8	67.6	65.9	63.9	61.7	57.8
Top Speed [km/h]	62.7	69.0	69.9	67.5	66.8	62.6	60.9
Avg. Dist. to Rail [m]	8.3	2.2	1.6	2.4	0.6	2.8	3.6
Avg. Stride Freq. [Hz]	2.4	2.6	2.6	2.5	2.5	2.5	2.4
Avg. Stride Length [m]	5.3	7.1	7.3	7.2	7.1	6.8	6.7



- [] Ranking at each section and finish
- .-.- No data available at this section
- NA No data available



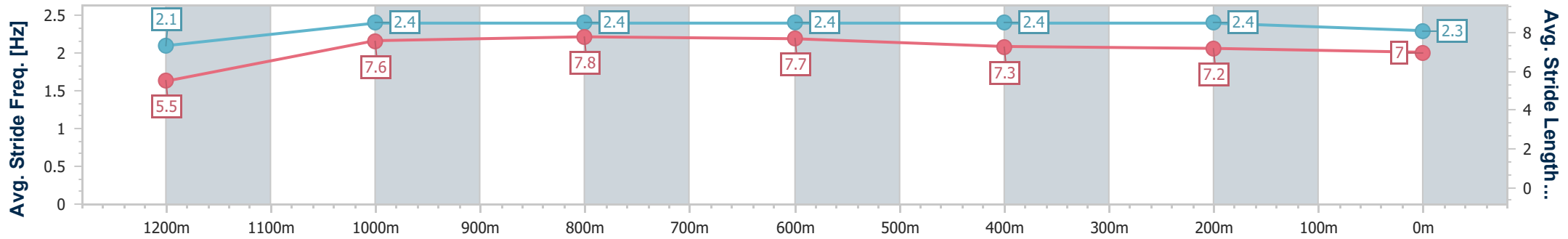
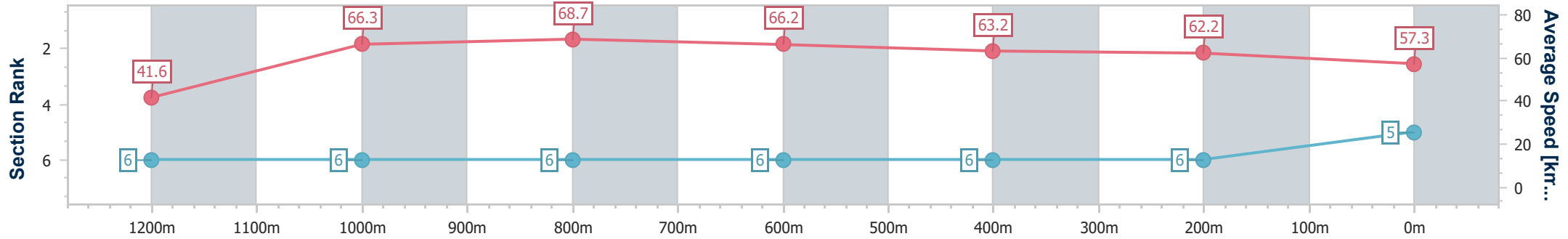
Horse/Jockey Name	Such A Whit
Final Rank	5
Fastest Section Time (Section)	0:08.60 (Overall)
Top Speed [km/h] (Section)	69.5 (1000m)
Race State	Finished



Mackay QLD Professional
 Race 2: Ladbrokes Racing Club BM70 Handicap - 1300m
 17 October 2024 - 13:45
 Track Rating: Good 4, Weather: Fine, Rail Position: True



Section	Overall	1200m	1000m	800m	600m	400m	200m
Section Times	1:16.48 [5] (0:08.60)	1:07.88 [6] (0:10.90)	0:56.98 [6] (0:10.55)	0:46.43 [6] (0:10.86)	0:35.57 [6] (0:11.37)	0:24.20 [6] (0:11.64)	0:12.56 [6]
Average Speed [km/h]	41.6	66.3	68.7	66.2	63.2	62.2	57.3
Top Speed [km/h]	60.1	69.2	69.5	68.9	65.4	63.5	61.5
Avg. Dist. to Rail [m]	6.1	2.2	2.0	0.5	0.6	4.2	7.8
Avg. Stride Freq. [Hz]	2.1	2.4	2.4	2.4	2.4	2.4	2.3
Avg. Stride Length [m]	5.5	7.6	7.8	7.7	7.3	7.2	7.0



- [] Ranking at each section and finish
- .-.- No data available at this section
- NA No data available



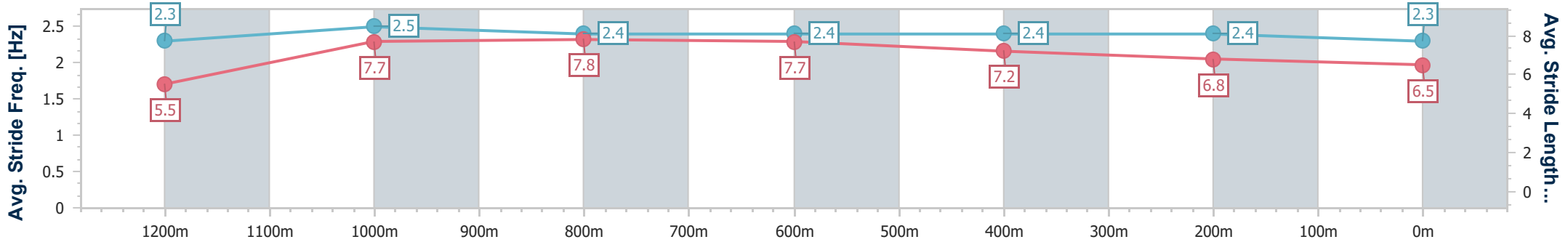
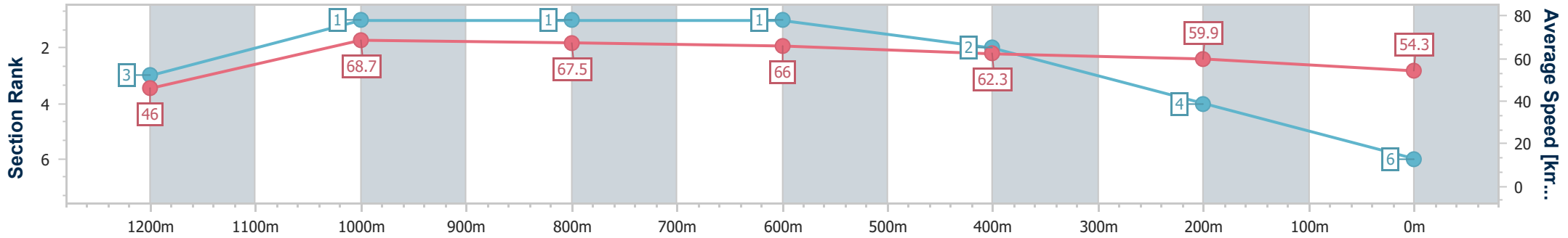
Horse/Jockey Name	Chilli Palmer
Final Rank	6
Fastest Section Time (Section)	0:07.86 (Overall)
Top Speed [km/h] (Section)	70.6 (1200m)
Race State	Finished



Mackay QLD Professional
 Race 2: Ladbrokes Racing Club BM70 Handicap - 1300m
 17 October 2024 - 13:45
 Track Rating: Good 4, Weather: Fine, Rail Position: True



Section	Overall	1200m	1000m	800m	600m	400m	200m
Section Times	1:16.76 [6] (0:07.86)	1:08.90 [3] (0:10.50)	0:58.40 [1] (0:10.70)	0:47.70 [1] (0:10.92)	0:36.78 [1] (0:11.49)	0:25.29 [2] (0:12.00)	0:13.29 [4] (0:13.29)
Average Speed [km/h]	46.0	68.7	67.5	66.0	62.3	59.9	54.3
Top Speed [km/h]	64.6	70.6	70.1	67.4	63.2	61.4	57.6
Avg. Dist. to Rail [m]	7.4	2.0	1.3	0.8	0.8	1.2	3.2
Avg. Stride Freq. [Hz]	2.3	2.5	2.4	2.4	2.4	2.4	2.3
Avg. Stride Length [m]	5.5	7.7	7.8	7.7	7.2	6.8	6.5



- [] Ranking at each section and finish
- .-.- No data available at this section
- NA No data available



Mackay QLD Professional

Race 3: Whitsunday Wealth QTIS Three-Years-Old Maiden Handicap - 1200m

17 October 2024 - 14:21



MACKAY TURF CLUB
Ooralea Racecourse

Track Rating: Good 4, Weather: Fine, Rail Position: True

Section		Overall	1000m	800m	600m	400m	200m	Last 600m					
Field Times		1:11.28 (0:13.37)	0:57.91 (0:10.60)	0:47.31 (0:10.83)	0:36.48 (0:11.59)	0:24.89 (0:12.19)	0:12.70 (0:12.70)	0:36.48					
Rank	TAB Horse/Jockey	Barrier	Top Speed [km/h]	Fastest Section							Margin	Distance Travelled [m]	
1	6 ITHINKBETTA Justin Huxtable	5	68.7 1000m	0:10.67 1000m	1:11.28 [1] (0:13.49)	0:57.79 [4] (0:10.67)	0:47.12 [4] (0:11.02)	0:36.10 [4] (0:11.50)	0:24.60 [4] (0:11.99)	0:12.61 [3] (0:12.61)	1:11.28	0:36.10	
2	1 WOODSTOCK ROCK Ryan Wiggins	2	69.0 1000m	0:10.69 1000m	1:11.28 [2] (0:13.46)	0:57.82 [2] (0:10.69)	0:47.13 [3] (0:10.93)	0:36.20 [3] (0:11.57)	0:24.63 [3] (0:11.93)	0:12.70 [1] (0:12.70)	0.01L	0:36.20	+3
3	5 BADLIFEDECISION Melea Castle	9	67.7 800m	0:10.87 800m	1:11.39 [3] (0:13.77)	0:57.62 [8] (0:11.18)	0:46.44 [9] (0:10.87)	0:35.57 [8] (0:11.48)	0:24.09 [8] (0:11.68)	0:12.41 [4] (0:12.41)	0.69L	0:35.57	+8
4	4 NEPTUNE LEGEND Ashley Butler	13	66.7 800m	0:11.04 800m	1:11.45 [4] (0:13.99)	0:57.46 [9] (0:11.12)	0:46.34 [10] (0:11.04)	0:35.30 [10] (0:11.45)	0:23.85 [11] (0:11.67)	0:12.18 [8] (0:12.18)	1L	0:35.30	+5
5	2 GEE UP Justin Stanley	12	67.0 1000m	0:10.94 800m	1:11.62 [5] (0:13.63)	0:57.99 [6] (0:11.01)	0:46.98 [7] (0:10.94)	0:36.04 [7] (0:11.56)	0:24.48 [7] (0:11.91)	0:12.57 [5] (0:12.57)	2.03L	0:36.04	-2
6	10 MISHANI OPAL Sean Cormack	4	66.9 800m	0:10.84 800m	1:11.63 [6] (0:14.46)	0:57.17 [13] (0:10.95)	0:46.22 [11] (0:10.84)	0:35.38 [11] (0:11.35)	0:24.03 [10] (0:11.73)	0:12.30 [9] (0:12.30)	2.05L	0:35.38	-4
7	8 LITTLE IFFY Chris Whiteley	8	69.1 1000m	0:10.70 1000m	1:11.75 [7] (0:13.37)	0:58.38 [1] (0:10.70)	0:47.68 [2] (0:10.83)	0:36.85 [2] (0:11.49)	0:25.36 [1] (0:12.27)	0:13.09 [2] (0:13.09)	2.79L	0:36.85	+1
8	11 MISHANI TALENT Michael Murphy	3	67.3 800m	0:10.90 1000m	1:12.04 [8] (0:14.00)	0:58.04 [10] (0:10.90)	0:47.14 [8] (0:11.08)	0:36.06 [9] (0:11.45)	0:24.61 [9] (0:11.91)	0:12.70 [10] (0:12.70)	4.46L	0:36.06	+0
9	7 CLUCK Georgina Cartwright	1	68.6 800m	0:10.69 1000m	1:12.22 [9] (0:13.74)	0:58.48 [7] (0:10.69)	0:47.79 [6] (0:10.83)	0:36.96 [6] (0:11.74)	0:25.22 [6] (0:12.16)	0:13.06 [6] (0:13.06)	5.56L	0:36.96	+2
10	12 SUGAR QUEEN Chelsea Jokic	11	67.3 1000m	0:10.85 1000m	1:12.65 [10] (0:13.50)	0:59.15 [5] (0:10.85)	0:48.30 [5] (0:10.88)	0:37.42 [5] (0:11.69)	0:25.73 [5] (0:12.30)	0:13.43 [7] (0:13.43)	8.07L	0:37.42	+5

Scratched: Mishani Voltage (#14), Fly Trap (#16), Blue Toes (#15)

Report Created: Thu 17 October 2024 14:49 GMT+ (Note: Timing is based on position data)

Page 1/15

[] Ranking at each section and finish
 -:-:- No data available at this section
 NA No data available

SCN Saddle cloth number
 DNF Did not finish
 DNT Did not track

data processed by TRIPLES DATA



Mackay QLD Professional

Race 3: Whitsunday Wealth QTIS Three-Years-Old Maiden Handicap - 1200m

17 October 2024 - 14:21



MACKAY TURF CLUB
Ooralea Racecourse

Track Rating: Good 4, Weather: Fine, Rail Position: True

Section		Overall	1000m	800m	600m	400m	200m	Last 600m					
Field Times		1:11.28 (0:13.37)	0:57.91 (0:10.60)	0:47.31 (0:10.83)	0:36.48 (0:11.59)	0:24.89 (0:12.19)	0:12.70 (0:12.70)	0:36.48					
Rank	TAB Horse/Jockey	Barrier	Top Speed [km/h]	Fastest Section	Margin							Distance Travelled [m]	
11	3 IMPERIAL BLOSSOM Adam Sewell	10	65.8 800m	0:11.10 800m	1:12.87 [11] (0:14.24)	0:58.63 [11] (0:11.42)	0:47.21 [13] (0:11.10)	0:36.11 [13] (0:11.54)	0:24.57 [13] (0:11.84)	0:12.73 [12] (0:12.73)	9.39L	0:36.11	+1
12	9 MARKERINK Tasha Chambers	7	66.7 Overall	0:11.11 800m	1:12.97 [12] (0:14.32)	0:58.65 [12] (0:11.19)	0:47.46 [12] (0:11.11)	0:36.35 [12] (0:11.54)	0:24.81 [12] (0:12.15)	0:12.66 [13] (0:12.66)	9.96L	0:36.35	-2
13	13 MISHANI DELTA Leah Martyn	6	69.5 1000m	0:10.49 1000m	1:13.94 [13] (0:13.48)	1:00.46 [3] (0:10.49)	0:49.97 [1] (0:10.83)	0:39.14 [1] (0:11.81)	0:27.33 [2] (0:12.80)	0:14.53 [11] (0:14.53)	15.65L	0:39.14	-2

Scratched: Mishani Voltage (#14), Fly Trap (#16), Blue Toes (#15)



Horse/Jockey Name	lthinkbetta
Final Rank	1
Fastest Section Time (Section)	0:10.67 (1000m)
Top Speed [km/h] (Section)	68.7 (1000m)
Race State	Finished



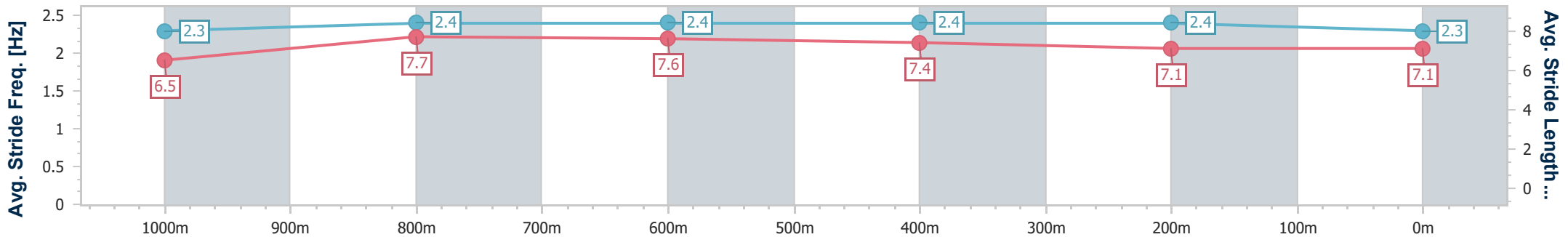
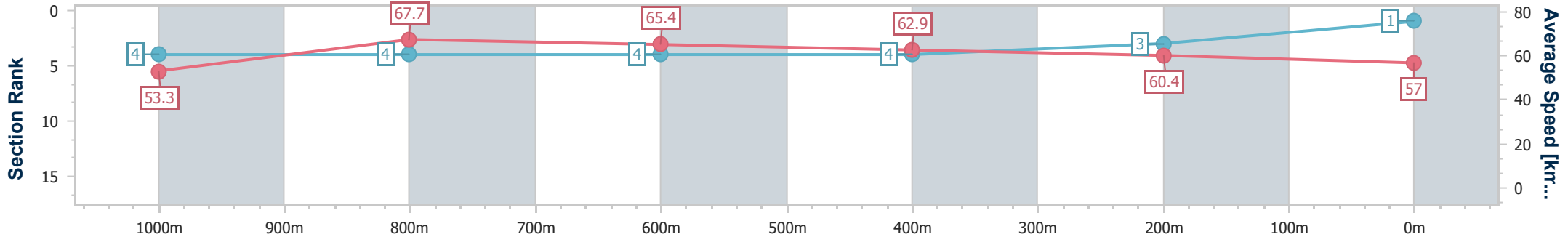
Mackay QLD Professional
Race 3: Whitsunday Wealth QTIS Three-Years-Old Maiden Handicap - 1200m



17 October 2024 - 14:21

Track Rating: Good 4, Weather: Fine, Rail Position: True

Section	Overall	1000m	800m	600m	400m	200m
Section Times	1:11.28 [1] (0:13.49)	0:57.79 [4] (0:10.67)	0:47.12 [4] (0:11.02)	0:36.10 [4] (0:11.50)	0:24.60 [4] (0:11.99)	0:12.61 [3] (0:12.61)
Average Speed [km/h]	53.3	67.7	65.4	62.9	60.4	57.0
Top Speed [km/h]	68.4	68.7	67.1	63.9	62.0	59.2
Avg. Dist. to Rail [m]	1.8	0.4	1.4	0.8	2.7	2.8
Avg. Stride Freq. [Hz]	2.3	2.4	2.4	2.4	2.4	2.3
Avg. Stride Length [m]	6.5	7.7	7.6	7.4	7.1	7.1



- [] Ranking at each section and finish
- .-.- No data available at this section
- NA No data available



Horse/Jockey Name	Woodstock Rock
Final Rank	2
Fastest Section Time (Section)	0:10.69 (1000m)
Top Speed [km/h] (Section)	69.0 (1000m)
Race State	Finished



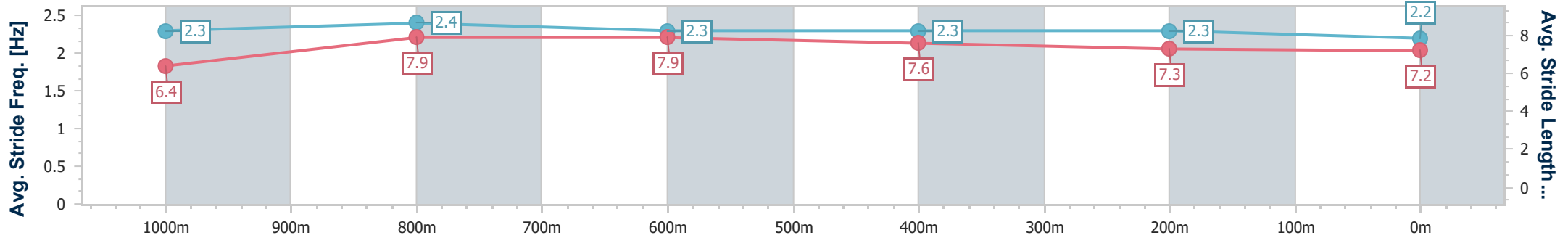
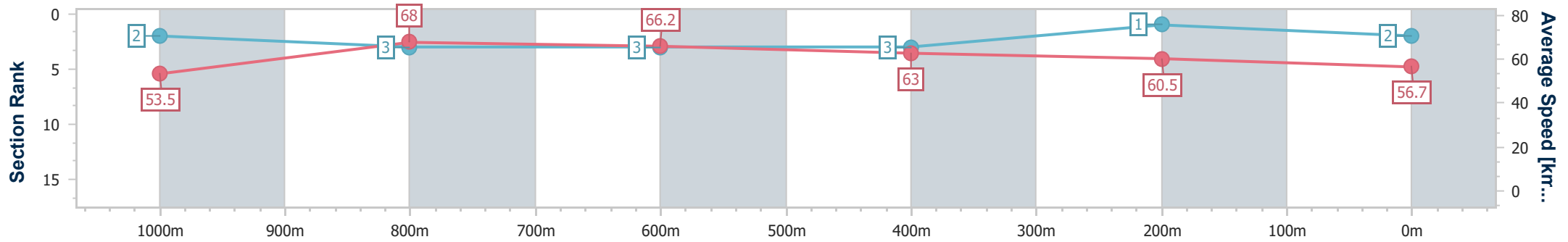
Mackay QLD Professional
Race 3: Whitsunday Wealth QTIS Three-Years-Old Maiden Handicap - 1200m



17 October 2024 - 14:21

Track Rating: Good 4, Weather: Fine, Rail Position: True

Section	Overall	1000m	800m	600m	400m	200m
Section Times	1:11.28 [2] (0:13.46)	0:57.82 [2] (0:10.69)	0:47.13 [3] (0:10.93)	0:36.20 [3] (0:11.57)	0:24.63 [3] (0:11.93)	0:12.70 [1] (0:12.70)
Average Speed [km/h]	53.5	68.0	66.2	63.0	60.5	56.7
Top Speed [km/h]	68.3	69.0	67.6	64.1	61.2	59.3
Avg. Dist. to Rail [m]	2.5	1.7	1.9	1.7	2.3	3.8
Avg. Stride Freq. [Hz]	2.3	2.4	2.3	2.3	2.3	2.2
Avg. Stride Length [m]	6.4	7.9	7.9	7.6	7.3	7.2



- [] Ranking at each section and finish
- .-.- No data available at this section
- NA No data available



Horse/Jockey Name	Badlifedecision
Final Rank	3
Fastest Section Time (Section)	0:10.87 (800m)
Top Speed [km/h] (Section)	67.7 (800m)
Race State	Finished



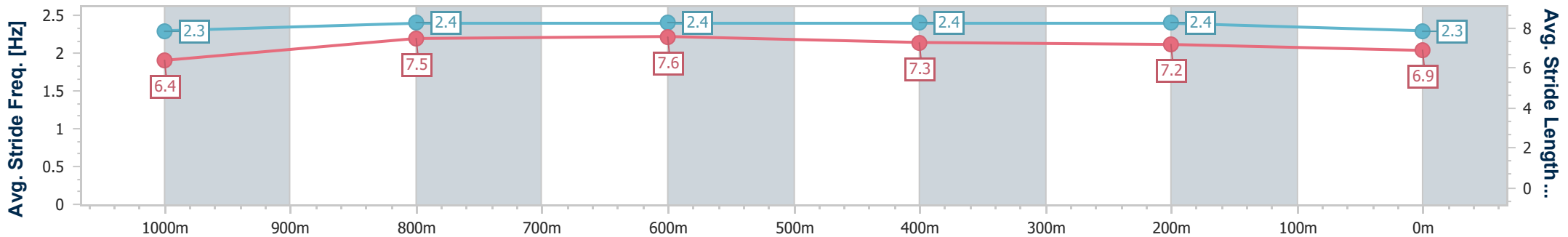
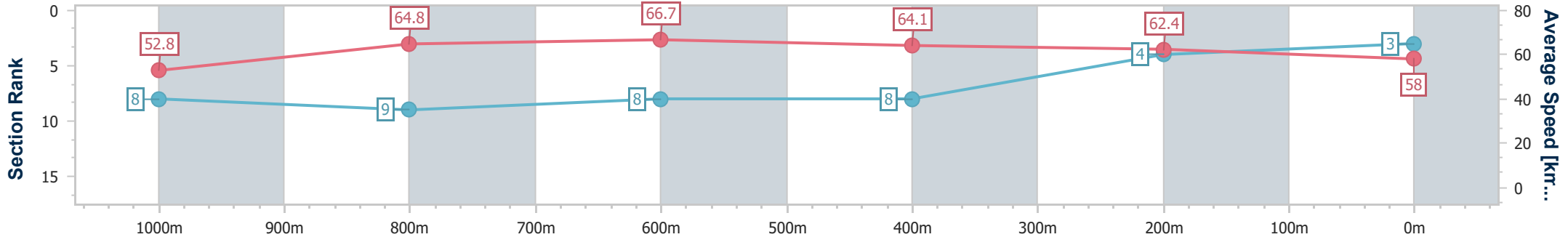
Mackay QLD Professional
Race 3: Whitsunday Wealth QTIS Three-Years-Old Maiden Handicap - 1200m



17 October 2024 - 14:21

Track Rating: Good 4, Weather: Fine, Rail Position: True

Section	Overall	1000m	800m	600m	400m	200m
Section Times	1:11.39 [3] (0:13.77)	0:57.62 [8] (0:11.18)	0:46.44 [9] (0:10.87)	0:35.57 [8] (0:11.48)	0:24.09 [8] (0:11.68)	0:12.41 [4] (0:12.41)
Average Speed [km/h]	52.8	64.8	66.7	64.1	62.4	58.0
Top Speed [km/h]	66.2	66.6	67.7	66.8	64.4	61.3
Avg. Dist. to Rail [m]	6.1	2.3	2.4	3.0	5.8	8.1
Avg. Stride Freq. [Hz]	2.3	2.4	2.4	2.4	2.4	2.3
Avg. Stride Length [m]	6.4	7.5	7.6	7.3	7.2	6.9



- [] Ranking at each section and finish
- .-.- No data available at this section
- NA No data available



Horse/Jockey Name	Neptune Legend
Final Rank	4
Fastest Section Time (Section)	0:11.04 (800m)
Top Speed [km/h] (Section)	66.7 (800m)
Race State	Finished



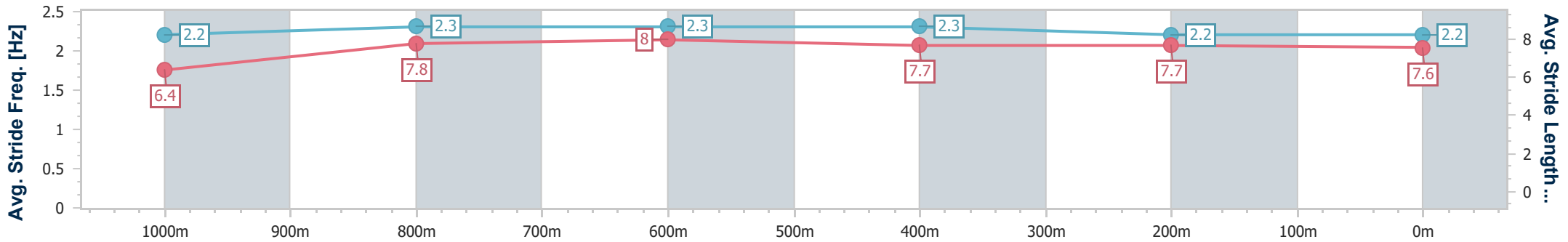
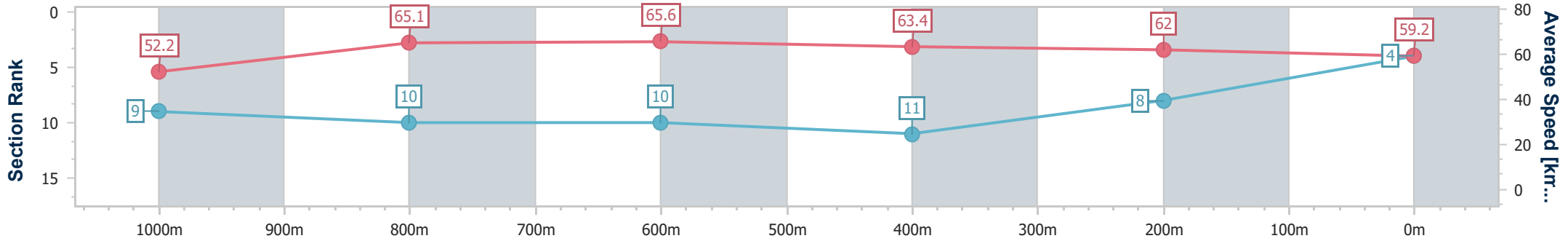
Mackay QLD Professional
Race 3: Whitsunday Wealth QTIS Three-Years-Old Maiden Handicap - 1200m



17 October 2024 - 14:21

Track Rating: Good 4, Weather: Fine, Rail Position: True

Section	Overall	1000m	800m	600m	400m	200m
Section Times	1:11.45 [4] (0:13.99)	0:57.46 [9] (0:11.12)	0:46.34 [10] (0:11.04)	0:35.30 [10] (0:11.45)	0:23.85 [11] (0:11.67)	0:12.18 [8] (0:12.18)
Average Speed [km/h]	52.2	65.1	65.6	63.4	62.0	59.2
Top Speed [km/h]	64.9	65.9	66.7	64.1	63.6	60.4
Avg. Dist. to Rail [m]	9.0	2.5	1.6	1.2	4.7	6.6
Avg. Stride Freq. [Hz]	2.2	2.3	2.3	2.3	2.2	2.2
Avg. Stride Length [m]	6.4	7.8	8.0	7.7	7.7	7.6



- [] Ranking at each section and finish
- .-.- No data available at this section
- NA No data available



Horse/Jockey Name	Gee Up
Final Rank	5
Fastest Section Time (Section)	0:10.94 (800m)
Top Speed [km/h] (Section)	67.0 (1000m)
Race State	Finished



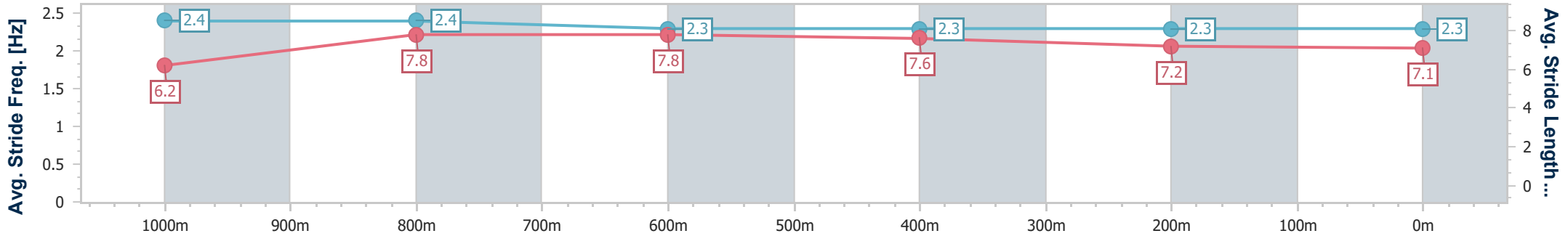
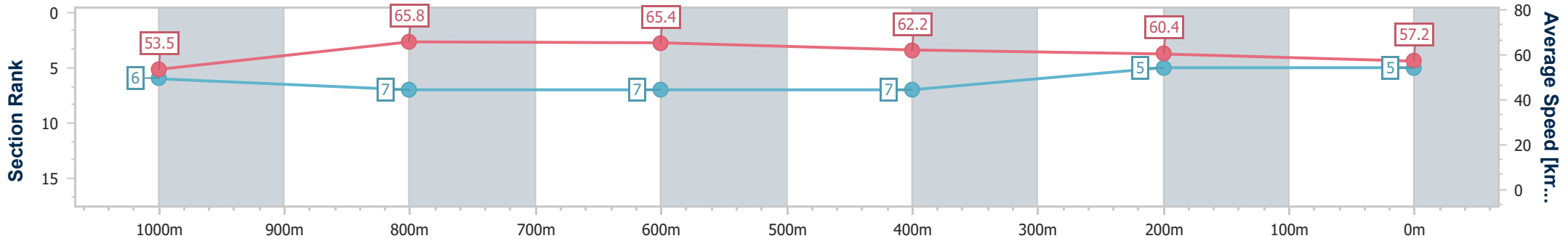
Mackay QLD Professional
Race 3: Whitsunday Wealth QTIS Three-Years-Old Maiden Handicap - 1200m



17 October 2024 - 14:21

Track Rating: Good 4, Weather: Fine, Rail Position: True

Section	Overall	1000m	800m	600m	400m	200m
Section Times	1:11.62 [5] (0:13.63)	0:57.99 [6] (0:11.01)	0:46.98 [7] (0:10.94)	0:36.04 [7] (0:11.56)	0:24.48 [7] (0:11.91)	0:12.57 [5] (0:12.57)
Average Speed [km/h]	53.5	65.8	65.4	62.2	60.4	57.2
Top Speed [km/h]	65.7	67.0	66.6	63.9	61.5	59.6
Avg. Dist. to Rail [m]	8.2	1.9	0.8	0.6	1.3	1.8
Avg. Stride Freq. [Hz]	2.4	2.4	2.3	2.3	2.3	2.3
Avg. Stride Length [m]	6.2	7.8	7.8	7.6	7.2	7.1



- [] Ranking at each section and finish
- .-.- No data available at this section
- NA No data available



Horse/Jockey Name	Mishani Opal
Final Rank	6
Fastest Section Time (Section)	0:10.84 (800m)
Top Speed [km/h] (Section)	66.9 (800m)
Race State	Finished



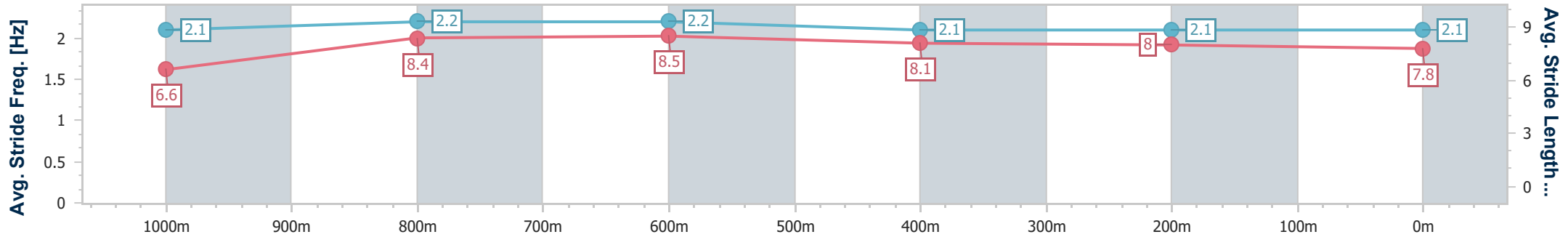
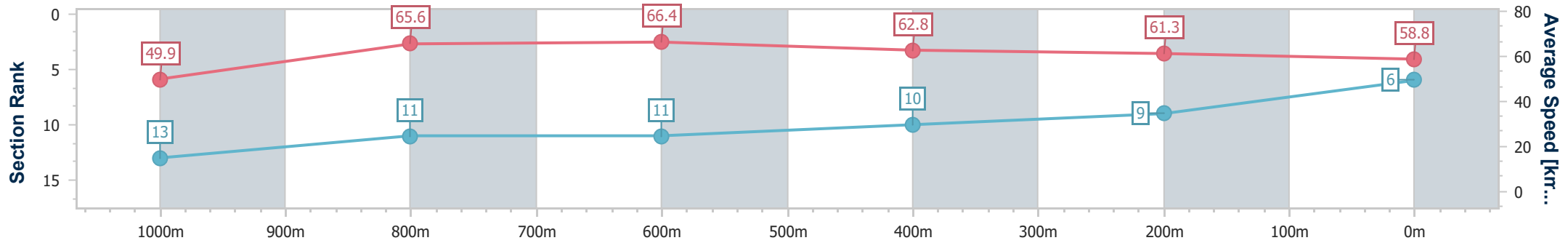
Mackay QLD Professional
Race 3: Whitsunday Wealth QTIS Three-Years-Old Maiden Handicap - 1200m



17 October 2024 - 14:21

Track Rating: Good 4, Weather: Fine, Rail Position: True

Section	Overall	1000m	800m	600m	400m	200m
Section Times	1:11.63 [6] (0:14.46)	0:57.17 [13] (0:10.95)	0:46.22 [11] (0:10.84)	0:35.38 [11] (0:11.35)	0:24.03 [10] (0:11.73)	0:12.30 [9] (0:12.30)
Average Speed [km/h]	49.9	65.6	66.4	62.8	61.3	58.8
Top Speed [km/h]	65.6	66.3	66.9	63.9	62.3	60.1
Avg. Dist. to Rail [m]	1.9	0.2	0.6	1.2	2.8	5.1
Avg. Stride Freq. [Hz]	2.1	2.2	2.2	2.1	2.1	2.1
Avg. Stride Length [m]	6.6	8.4	8.5	8.1	8.0	7.8



- [] Ranking at each section and finish
- .-.- No data available at this section
- NA No data available



Horse/Jockey Name	Little Iffy
Final Rank	7
Fastest Section Time (Section)	0:10.70 (1000m)
Top Speed [km/h] (Section)	69.1 (1000m)
Race State	Finished



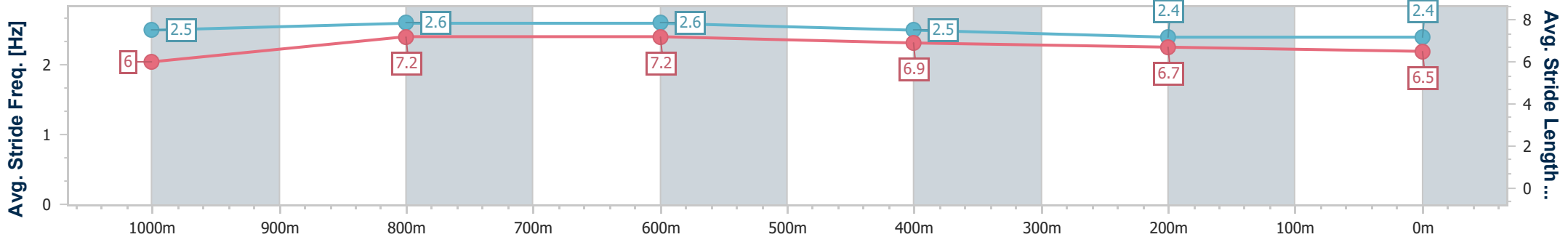
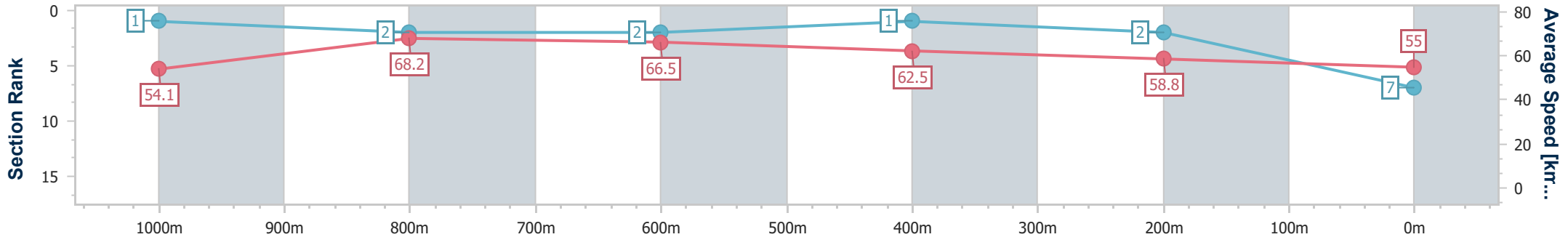
Mackay QLD Professional
Race 3: Whitsunday Wealth QTIS Three-Years-Old Maiden Handicap - 1200m



17 October 2024 - 14:21

Track Rating: Good 4, Weather: Fine, Rail Position: True

Section	Overall	1000m	800m	600m	400m	200m
Section Times	1:11.75 [7] (0:13.37)	0:58.38 [1] (0:10.70)	0:47.68 [2] (0:10.83)	0:36.85 [2] (0:11.49)	0:25.36 [1] (0:12.27)	0:13.09 [2] (0:13.09)
Average Speed [km/h]	54.1	68.2	66.5	62.5	58.8	55.0
Top Speed [km/h]	67.7	69.1	69.0	64.9	60.8	58.2
Avg. Dist. to Rail [m]	6.2	3.4	1.0	0.6	2.0	2.9
Avg. Stride Freq. [Hz]	2.5	2.6	2.6	2.5	2.4	2.4
Avg. Stride Length [m]	6.0	7.2	7.2	6.9	6.7	6.5



- [] Ranking at each section and finish
- .-.- No data available at this section
- NA No data available



Horse/Jockey Name	Mishani Talent
Final Rank	8
Fastest Section Time (Section)	0:10.90 (1000m)
Top Speed [km/h] (Section)	67.3 (800m)
Race State	Finished



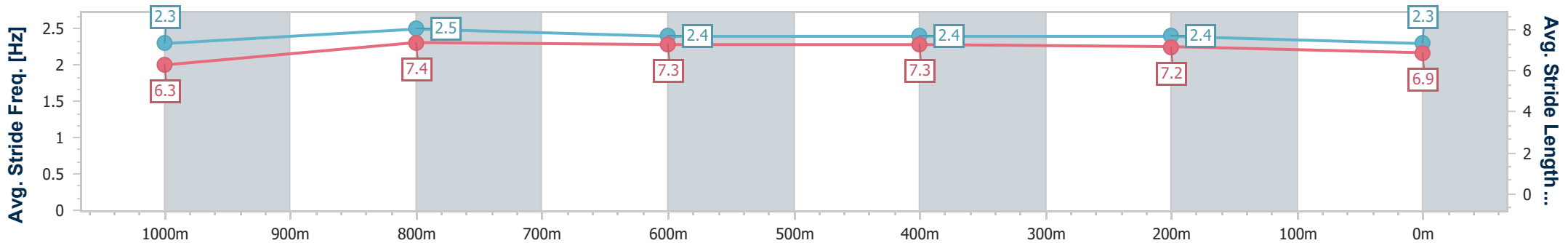
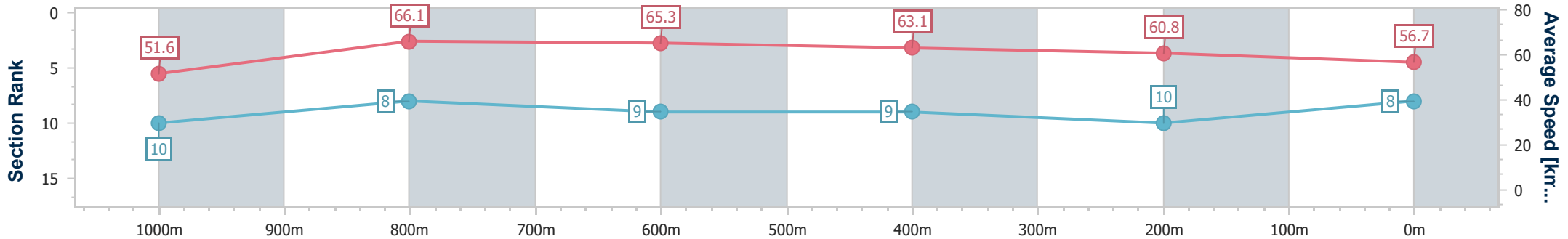
Mackay QLD Professional
Race 3: Whitsunday Wealth QTIS Three-Years-Old Maiden Handicap - 1200m



17 October 2024 - 14:21

Track Rating: Good 4, Weather: Fine, Rail Position: True

Section	Overall	1000m	800m	600m	400m	200m
Section Times	1:12.04 [8] (0:14.00)	0:58.04 [10] (0:10.90)	0:47.14 [8] (0:11.08)	0:36.06 [9] (0:11.45)	0:24.61 [9] (0:11.91)	0:12.70 [10] (0:12.70)
Average Speed [km/h]	51.6	66.1	65.3	63.1	60.8	56.7
Top Speed [km/h]	66.0	67.0	67.3	65.3	63.1	59.3
Avg. Dist. to Rail [m]	2.7	1.2	1.2	0.6	1.7	0.9
Avg. Stride Freq. [Hz]	2.3	2.5	2.4	2.4	2.4	2.3
Avg. Stride Length [m]	6.3	7.4	7.3	7.3	7.2	6.9



- [] Ranking at each section and finish
- .-.- No data available at this section
- NA No data available



Horse/Jockey Name	Cluck
Final Rank	9
Fastest Section Time (Section)	0:10.69 (1000m)
Top Speed [km/h] (Section)	68.6 (800m)
Race State	Finished



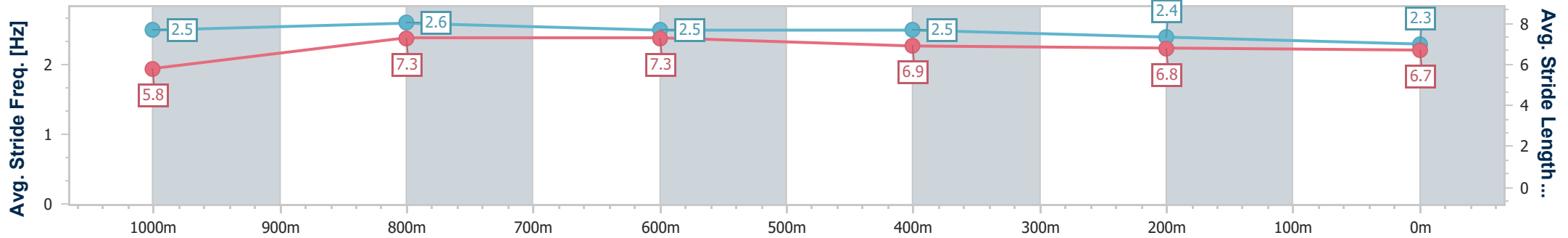
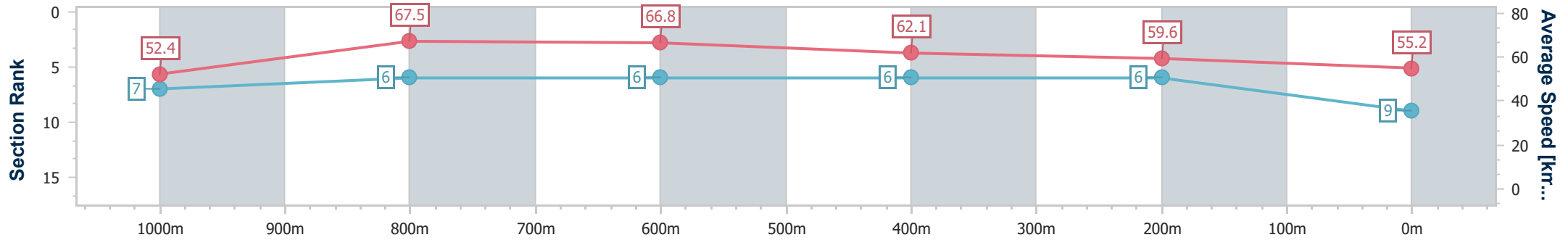
Mackay QLD Professional
Race 3: Whitsunday Wealth QTIS Three-Years-Old Maiden Handicap - 1200m



17 October 2024 - 14:21

Track Rating: Good 4, Weather: Fine, Rail Position: True

Section	Overall	1000m	800m	600m	400m	200m
Section Times	1:12.22 [9] (0:13.74)	0:58.48 [7] (0:10.69)	0:47.79 [6] (0:10.83)	0:36.96 [6] (0:11.74)	0:25.22 [6] (0:12.16)	0:13.06 [6] (0:13.06)
Average Speed [km/h]	52.4	67.5	66.8	62.1	59.6	55.2
Top Speed [km/h]	68.2	68.2	68.6	64.0	60.3	59.4
Avg. Dist. to Rail [m]	0.7	0.7	1.0	1.9	3.7	4.8
Avg. Stride Freq. [Hz]	2.5	2.6	2.5	2.5	2.4	2.3
Avg. Stride Length [m]	5.8	7.3	7.3	6.9	6.8	6.7



- [] Ranking at each section and finish
- .-.- No data available at this section
- NA No data available



Horse/Jockey Name	Sugar Queen
Final Rank	10
Fastest Section Time (Section)	0:10.85 (1000m)
Top Speed [km/h] (Section)	67.3 (1000m)
Race State	Finished



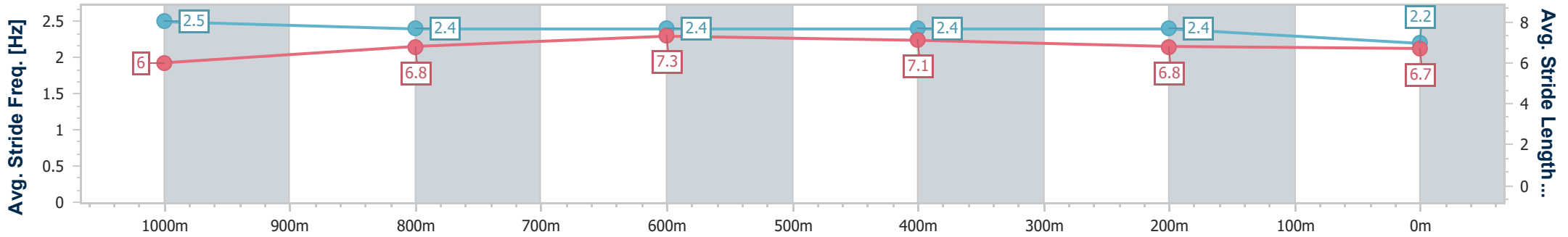
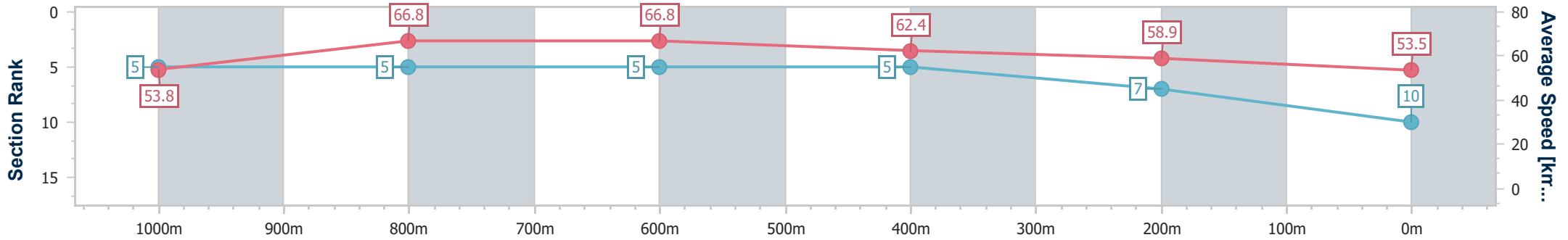
Mackay QLD Professional
Race 3: Whitsunday Wealth QTIS Three-Years-Old Maiden Handicap - 1200m



17 October 2024 - 14:21

Track Rating: Good 4, Weather: Fine, Rail Position: True

Section	Overall	1000m	800m	600m	400m	200m
Section Times	1:12.65 [10] (0:13.50)	0:59.15 [5] (0:10.85)	0:48.30 [5] (0:10.88)	0:37.42 [5] (0:11.69)	0:25.73 [5] (0:12.30)	0:13.43 [7] (0:13.43)
Average Speed [km/h]	53.8	66.8	66.8	62.4	58.9	53.5
Top Speed [km/h]	66.6	67.3	67.1	63.3	60.2	57.3
Avg. Dist. to Rail [m]	7.3	1.9	2.7	1.8	3.6	6.5
Avg. Stride Freq. [Hz]	2.5	2.4	2.4	2.4	2.4	2.2
Avg. Stride Length [m]	6.0	6.8	7.3	7.1	6.8	6.7



- [] Ranking at each section and finish
- .-.- No data available at this section
- NA No data available



Horse/Jockey Name	Imperial Blossom
Final Rank	11
Fastest Section Time (Section)	0:11.10 (800m)
Top Speed [km/h] (Section)	65.8 (800m)
Race State	Finished



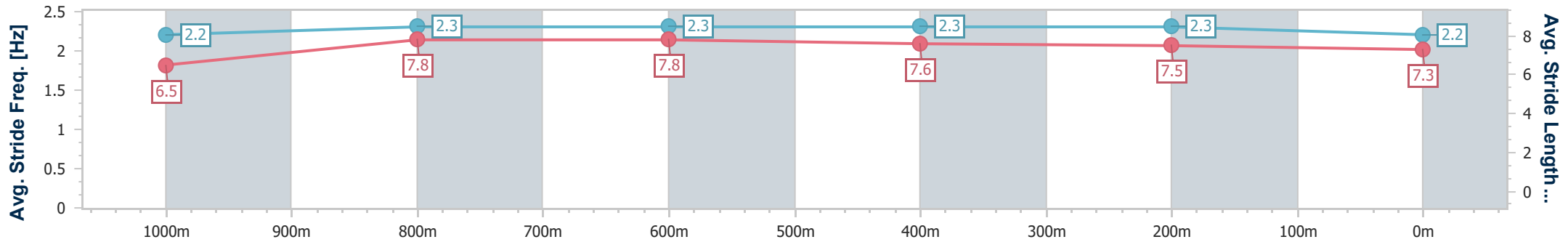
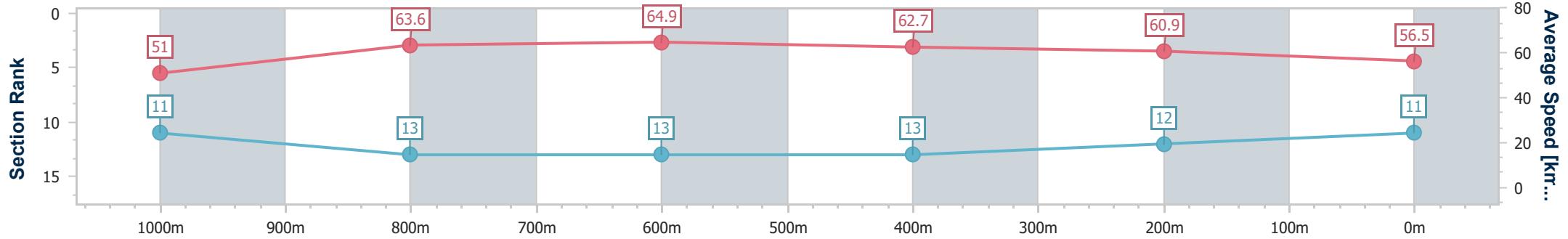
Mackay QLD Professional
Race 3: Whitsunday Wealth QTIS Three-Years-Old Maiden Handicap - 1200m



17 October 2024 - 14:21

Track Rating: Good 4, Weather: Fine, Rail Position: True

Section	Overall	1000m	800m	600m	400m	200m
Section Times	1:12.87 [11] (0:14.24)	0:58.63 [11] (0:11.42)	0:47.21 [13] (0:11.10)	0:36.11 [13] (0:11.54)	0:24.57 [13] (0:11.84)	0:12.73 [12] (0:12.73)
Average Speed [km/h]	51.0	63.6	64.9	62.7	60.9	56.5
Top Speed [km/h]	63.9	65.0	65.8	63.8	61.5	60.6
Avg. Dist. to Rail [m]	6.6	2.9	1.5	0.5	2.3	3.0
Avg. Stride Freq. [Hz]	2.2	2.3	2.3	2.3	2.3	2.2
Avg. Stride Length [m]	6.5	7.8	7.8	7.6	7.5	7.3



- [] Ranking at each section and finish
- .-.- No data available at this section
- NA No data available



Horse/Jockey Name	Markerink
Final Rank	12
Fastest Section Time (Section)	0:11.11 (800m)
Top Speed [km/h] (Section)	66.7 (Overall)
Race State	Finished



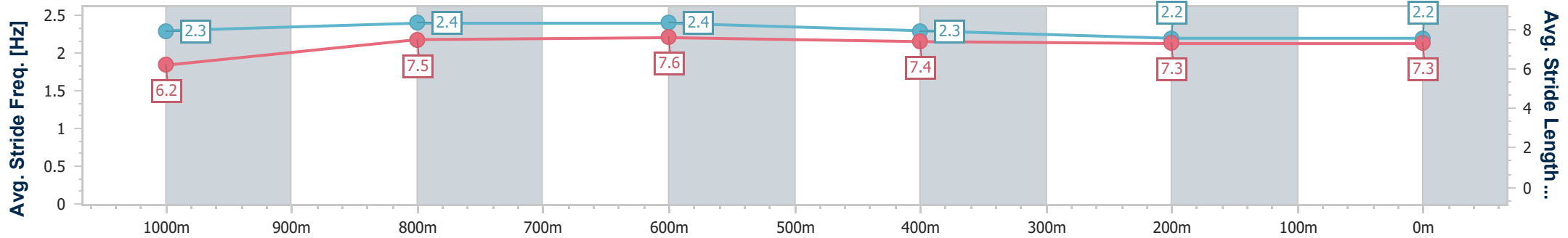
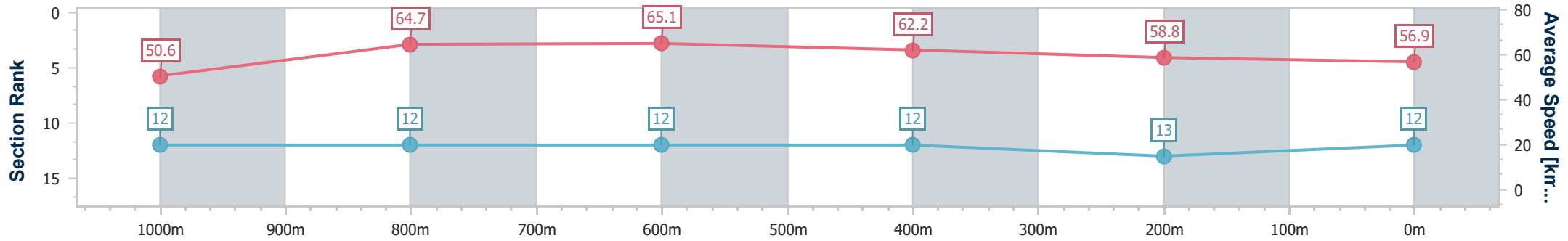
Mackay QLD Professional
Race 3: Whitsunday Wealth QTIS Three-Years-Old Maiden Handicap - 1200m



17 October 2024 - 14:21

Track Rating: Good 4, Weather: Fine, Rail Position: True

Section	Overall	1000m	800m	600m	400m	200m
Section Times	1:12.97 [12] (0:14.32)	0:58.65 [12] (0:11.19)	0:47.46 [12] (0:11.11)	0:36.35 [12] (0:11.54)	0:24.81 [12] (0:12.15)	0:12.66 [13] (0:12.66)
Average Speed [km/h]	50.6	64.7	65.1	62.2	58.8	56.9
Top Speed [km/h]	66.7	66.7	66.3	64.0	60.7	60.3
Avg. Dist. to Rail [m]	4.4	1.7	1.8	0.8	1.2	1.3
Avg. Stride Freq. [Hz]	2.3	2.4	2.4	2.3	2.2	2.2
Avg. Stride Length [m]	6.2	7.5	7.6	7.4	7.3	7.3



- [] Ranking at each section and finish
- .-.- No data available at this section
- NA No data available



Horse/Jockey Name	Mishani Delta
Final Rank	13
Fastest Section Time (Section)	0:10.49 (1000m)
Top Speed [km/h] (Section)	69.5 (1000m)
Race State	Finished



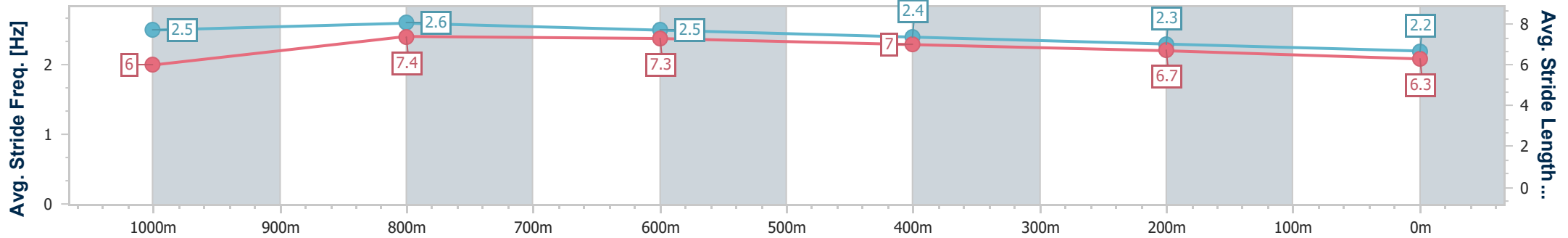
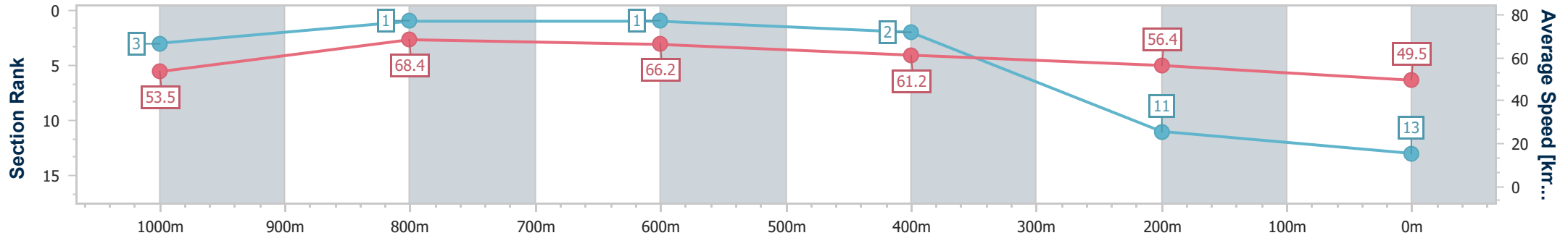
Mackay QLD Professional
Race 3: Whitsunday Wealth QTIS Three-Years-Old Maiden Handicap - 1200m



17 October 2024 - 14:21

Track Rating: Good 4, Weather: Fine, Rail Position: True

Section	Overall	1000m	800m	600m	400m	200m
Section Times	1:13.94 [13] (0:13.48)	1:00.46 [3] (0:10.49)	0:49.97 [1] (0:10.83)	0:39.14 [1] (0:11.81)	0:27.33 [2] (0:12.80)	0:14.53 [11] (0:14.53)
Average Speed [km/h]	53.5	68.4	66.2	61.2	56.4	49.5
Top Speed [km/h]	69.1	69.5	67.8	63.9	59.8	53.1
Avg. Dist. to Rail [m]	4.1	1.6	1.2	1.5	1.2	1.1
Avg. Stride Freq. [Hz]	2.5	2.6	2.5	2.4	2.3	2.2
Avg. Stride Length [m]	6.0	7.4	7.3	7.0	6.7	6.3



- [] Ranking at each section and finish
- .-.- No data available at this section
- NA No data available



Mackay QLD Professional

Race 4: Book for Melb Cup Tues 5th Nov Maiden Handicap - 1100m

17 October 2024 - 14:57



MACKAY TURF CLUB
Ooralea Racecourse

Track Rating: Good 4, Weather: Fine, Rail Position: True

Section													Last 600m	
Field Times		Overall	1000m	800m	600m	400m	200m						0:35.11	
		1:03.63 (0:07.70)	0:55.93 (0:10.41)	0:45.52 (0:10.41)	0:35.11 (0:11.14)	0:23.97 (0:11.68)	0:12.29 (0:12.29)							
Rank	TAB	Horse/Jockey	Barrier	Top Speed [km/h]	Fastest Section							Margin	Distance Travelled [m]	
1	4	OBLIGATED Sean Cormack	7	70.1 800m	0:07.88 Overall	1:03.63 [1] (0:07.88)	0:55.75 [4] (0:10.53)	0:45.22 [4] (0:10.50)	0:34.72 [3] (0:11.13)	0:23.59 [3] (0:11.35)	0:12.24 [2] (0:12.24)	1:03.63	0:34.72	
2	7	FLY TRAP Tasha Chambers	3	69.1 1000m	0:08.06 Overall	1:03.90 [2] (0:08.06)	0:55.84 [6] (0:10.71)	0:45.13 [6] (0:10.61)	0:34.52 [6] (0:11.03)	0:23.49 [5] (0:11.36)	0:12.13 [4] (0:12.13)	1.56L	0:34.52	-6
3	1	BIGCAT McKenzie Apel	10	70.6 1000m	0:07.81 Overall	1:04.06 [3] (0:07.81)	0:56.25 [2] (0:10.33)	0:45.92 [2] (0:10.38)	0:35.54 [1] (0:11.14)	0:24.40 [1] (0:11.68)	0:12.72 [1] (0:12.72)	2.51L	0:35.54	-1
4	3	BLUE TOES Michael Murphy	9	69.9 1000m	0:07.70 Overall	1:04.89 [4] (0:07.70)	0:57.19 [1] (0:10.41)	0:46.78 [1] (0:10.69)	0:36.09 [2] (0:11.02)	0:25.07 [2] (0:11.75)	0:13.32 [3] (0:13.32)	7.43L	0:36.09	-2
5	2	COPPABELLA ROAD Nathan Thomas	4	69.8 1000m	0:07.82 Overall	1:04.93 [5] (0:07.82)	0:57.11 [3] (0:10.51)	0:46.60 [3] (0:10.67)	0:35.93 [4] (0:11.26)	0:24.67 [4] (0:11.73)	0:12.94 [5] (0:12.94)	7.66L	0:35.93	-3
6	6	POPPY'S PRIDE Georgina Cartwright	11	69.6 1000m	0:07.95 Overall	1:04.98 [6] (0:07.95)	0:57.03 [5] (0:10.68)	0:46.35 [5] (0:10.71)	0:35.64 [5] (0:11.50)	0:24.14 [7] (0:11.73)	0:12.41 [7] (0:12.41)	7.92L	0:35.64	+5
7	10	MY PEPPERJACK Amy Graham	2	68.0 1000m	0:08.12 Overall	1:05.00 [7] (0:08.12)	0:56.88 [7] (0:10.90)	0:45.98 [7] (0:10.67)	0:35.31 [7] (0:11.04)	0:24.27 [6] (0:11.82)	0:12.45 [6] (0:12.45)	8.05L	0:35.31	-7
8	9	LADY DE VEGA Chelsea Jolic	8	69.4 800m	0:08.15 Overall	1:05.04 [8] (0:08.15)	0:56.89 [8] (0:10.89)	0:46.00 [8] (0:10.80)	0:35.20 [8] (0:11.29)	0:23.91 [8] (0:11.68)	0:12.23 [8] (0:12.23)	8.28L	0:35.20	-1
9	11	PRIDE AN' JOY Adam Sewell	6	67.9 800m	0:08.43 Overall	1:05.25 [9] (0:08.43)	0:56.82 [10] (0:11.18)	0:45.64 [10] (0:10.87)	0:34.77 [10] (0:11.18)	0:23.59 [9] (0:11.44)	0:12.15 [9] (0:12.15)	9.54L	0:34.77	+1
10	12	TOHUKU Leah Martyn	5	67.9 800m	0:08.21 Overall	1:05.67 [10] (0:08.21)	0:57.46 [9] (0:11.20)	0:46.26 [9] (0:10.91)	0:35.35 [9] (0:11.37)	0:23.98 [10] (0:11.51)	0:12.47 [10] (0:12.47)	11.99L	0:35.35	-1

Scratched: Fairybower Flyer (#8), Spitzberg (#5)

[] Ranking at each section and finish
 -:-:- No data available at this section
 NA No data available

SCN Saddle cloth number
 DNF Did not finish
 DNT Did not track



Horse/Jockey Name	Obligated
Final Rank	1
Fastest Section Time (Section)	0:07.88 (Overall)
Top Speed [km/h] (Section)	70.1 (800m)
Race State	Finished



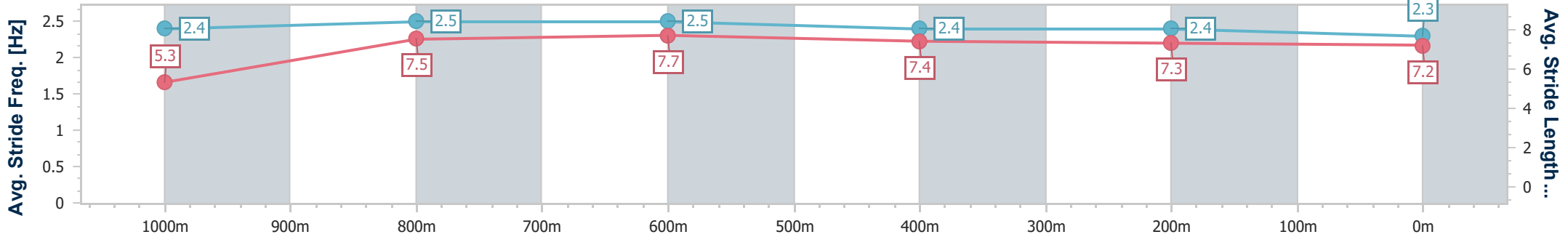
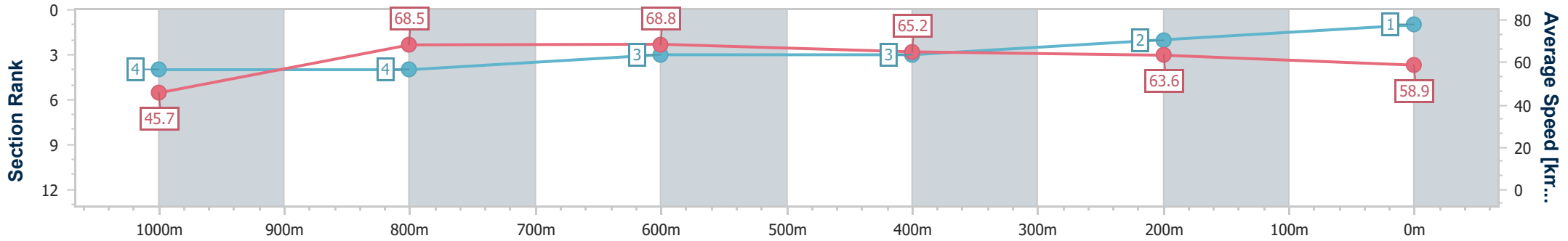
Mackay QLD Professional
Race 4: Book for Melb Cup Tues 5th Nov Maiden Handicap - 1100m



17 October 2024 - 14:57

Track Rating: Good 4, Weather: Fine, Rail Position: True

Section	Overall	1000m	800m	600m	400m	200m
Section Times	1:03.63 [1] (0:07.88)	0:55.75 [4] (0:10.53)	0:45.22 [4] (0:10.50)	0:34.72 [3] (0:11.13)	0:23.59 [3] (0:11.35)	0:12.24 [2] (0:12.24)
Average Speed [km/h]	45.7	68.5	68.8	65.2	63.6	58.9
Top Speed [km/h]	65.2	70.1	70.1	66.5	65.4	62.9
Avg. Dist. to Rail [m]	6.4	1.8	1.0	0.8	3.1	4.1
Avg. Stride Freq. [Hz]	2.4	2.5	2.5	2.4	2.4	2.3
Avg. Stride Length [m]	5.3	7.5	7.7	7.4	7.3	7.2



- [] Ranking at each section and finish
- .-.- No data available at this section
- NA No data available



Horse/Jockey Name	Fly Trap
Final Rank	2
Fastest Section Time (Section)	0:08.06 (Overall)
Top Speed [km/h] (Section)	69.1 (1000m)
Race State	Finished



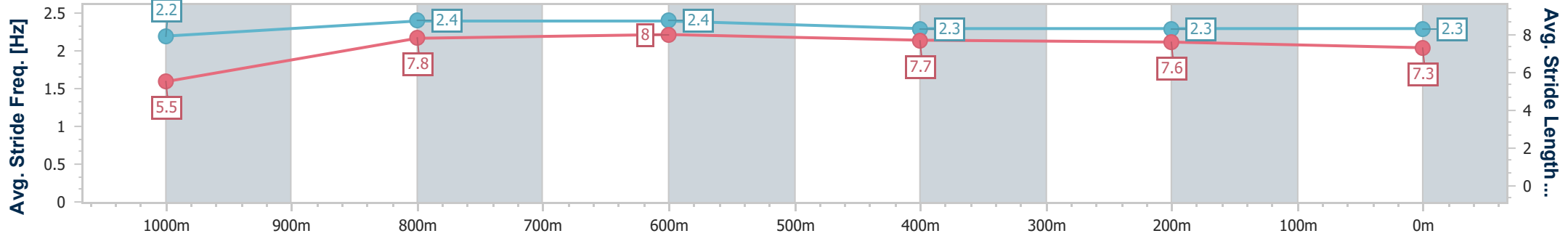
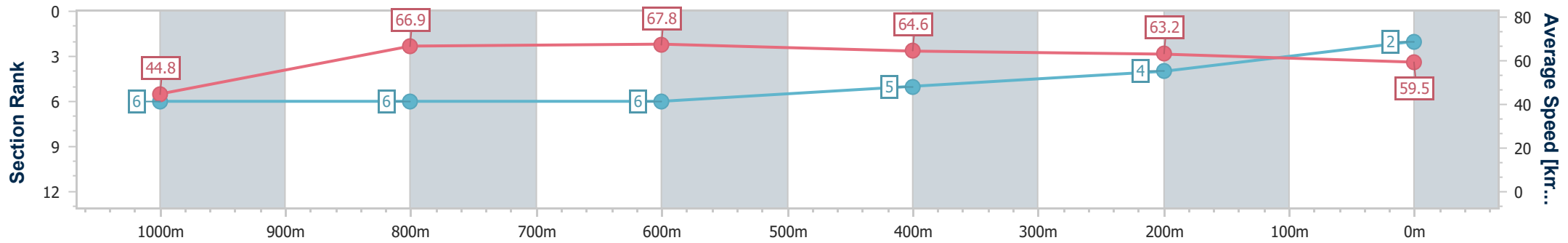
Mackay QLD Professional
Race 4: Book for Melb Cup Tues 5th Nov Maiden Handicap - 1100m



17 October 2024 - 14:57

Track Rating: Good 4, Weather: Fine, Rail Position: True

Section	Overall	1000m	800m	600m	400m	200m
Section Times	1:03.90 [2] (0:08.06)	0:55.84 [6] (0:10.71)	0:45.13 [6] (0:10.61)	0:34.52 [6] (0:11.03)	0:23.49 [5] (0:11.36)	0:12.13 [4] (0:12.13)
Average Speed [km/h]	44.8	66.9	67.8	64.6	63.2	59.5
Top Speed [km/h]	63.8	69.1	69.0	65.5	64.6	62.0
Avg. Dist. to Rail [m]	2.0	0.6	0.5	1.2	1.4	4.2
Avg. Stride Freq. [Hz]	2.2	2.4	2.4	2.3	2.3	2.3
Avg. Stride Length [m]	5.5	7.8	8.0	7.7	7.6	7.3



- [] Ranking at each section and finish
- .-.- No data available at this section
- NA No data available



Horse/Jockey Name	Bigcat
Final Rank	3
Fastest Section Time (Section)	0:07.81 (Overall)
Top Speed [km/h] (Section)	70.6 (1000m)
Race State	Finished



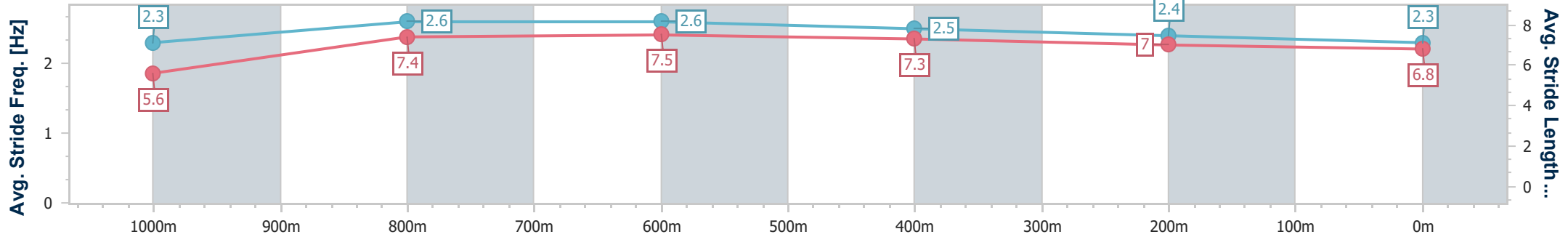
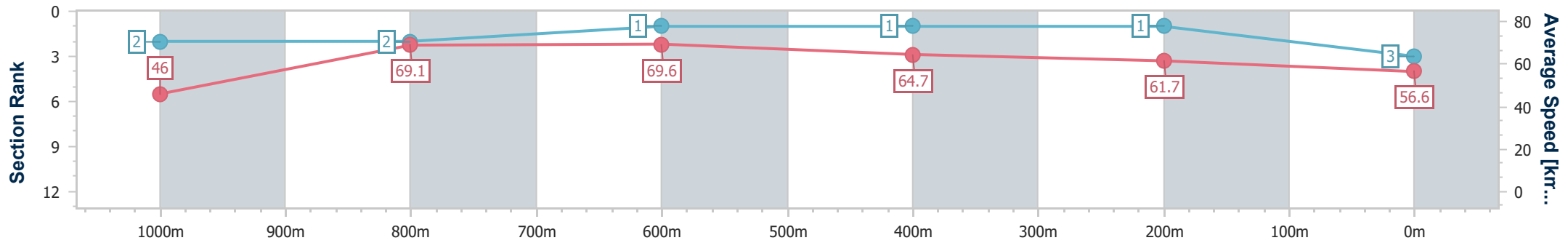
Mackay QLD Professional
Race 4: Book for Melb Cup Tues 5th Nov Maiden Handicap - 1100m



17 October 2024 - 14:57

Track Rating: Good 4, Weather: Fine, Rail Position: True

Section	Overall	1000m	800m	600m	400m	200m
Section Times	1:04.06 [3] (0:07.81)	0:56.25 [2] (0:10.33)	0:45.92 [2] (0:10.38)	0:35.54 [1] (0:11.14)	0:24.40 [1] (0:11.68)	0:12.72 [1] (0:12.72)
Average Speed [km/h]	46.0	69.1	69.6	64.7	61.7	56.6
Top Speed [km/h]	66.4	70.6	70.4	67.7	63.6	59.3
Avg. Dist. to Rail [m]	9.3	2.3	1.6	0.4	1.4	3.4
Avg. Stride Freq. [Hz]	2.3	2.6	2.6	2.5	2.4	2.3
Avg. Stride Length [m]	5.6	7.4	7.5	7.3	7.0	6.8



- [] Ranking at each section and finish
- .-.- No data available at this section
- NA No data available



Horse/Jockey Name	Blue Toes
Final Rank	4
Fastest Section Time (Section)	0:07.70 (Overall)
Top Speed [km/h] (Section)	69.9 (1000m)
Race State	Finished



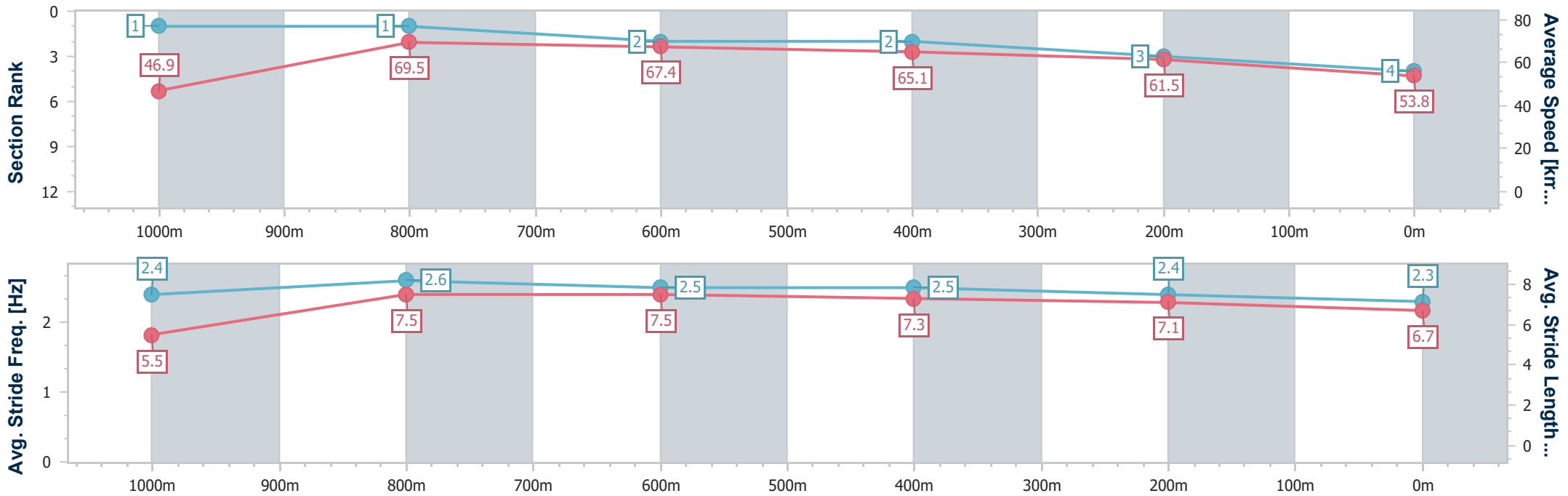
Mackay QLD Professional
Race 4: Book for Melb Cup Tues 5th Nov Maiden Handicap - 1100m



17 October 2024 - 14:57

Track Rating: Good 4, Weather: Fine, Rail Position: True

Section	Overall	1000m	800m	600m	400m	200m
Section Times	1:04.89 [4] (0:07.70)	0:57.19 [1] (0:10.41)	0:46.78 [1] (0:10.69)	0:36.09 [2] (0:11.02)	0:25.07 [2] (0:11.75)	0:13.32 [3] (0:13.32)
Average Speed [km/h]	46.9	69.5	67.4	65.1	61.5	53.8
Top Speed [km/h]	66.3	69.9	69.0	65.7	63.5	59.2
Avg. Dist. to Rail [m]	8.1	0.8	0.7	0.3	1.8	1.9
Avg. Stride Freq. [Hz]	2.4	2.6	2.5	2.5	2.4	2.3
Avg. Stride Length [m]	5.5	7.5	7.5	7.3	7.1	6.7



- [] Ranking at each section and finish
- .-.- No data available at this section
- NA No data available



Horse/Jockey Name	Coppabella Road
Final Rank	5
Fastest Section Time (Section)	0:07.82 (Overall)
Top Speed [km/h] (Section)	69.8 (1000m)
Race State	Finished



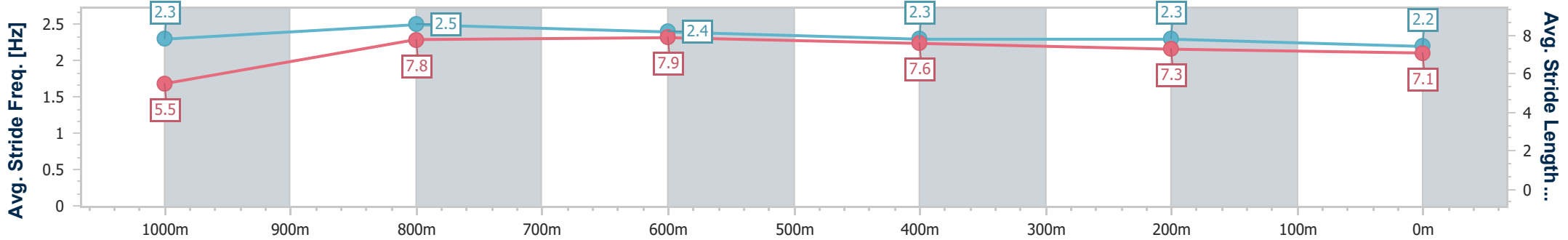
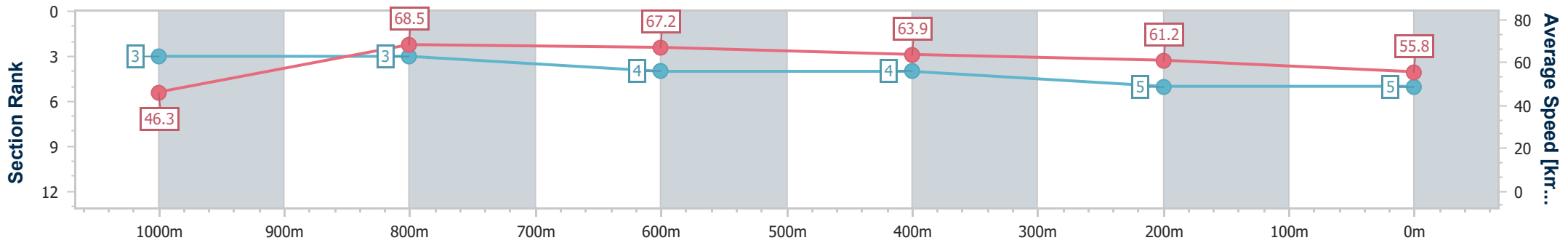
Mackay QLD Professional
Race 4: Book for Melb Cup Tues 5th Nov Maiden Handicap - 1100m



17 October 2024 - 14:57

Track Rating: Good 4, Weather: Fine, Rail Position: True

Section	Overall	1000m	800m	600m	400m	200m
Section Times	1:04.93 [5] (0:07.82)	0:57.11 [3] (0:10.51)	0:46.60 [3] (0:10.67)	0:35.93 [4] (0:11.26)	0:24.67 [4] (0:11.73)	0:12.94 [5] (0:12.94)
Average Speed [km/h]	46.3	68.5	67.2	63.9	61.2	55.8
Top Speed [km/h]	66.2	69.8	69.2	65.7	62.5	59.4
Avg. Dist. to Rail [m]	4.3	0.4	0.3	0.4	1.4	3.0
Avg. Stride Freq. [Hz]	2.3	2.5	2.4	2.3	2.3	2.2
Avg. Stride Length [m]	5.5	7.8	7.9	7.6	7.3	7.1



- [] Ranking at each section and finish
- .-.- No data available at this section
- NA No data available



Horse/Jockey Name	Poppy's Pride
Final Rank	6
Fastest Section Time (Section)	0:07.95 (Overall)
Top Speed [km/h] (Section)	69.6 (1000m)
Race State	Finished



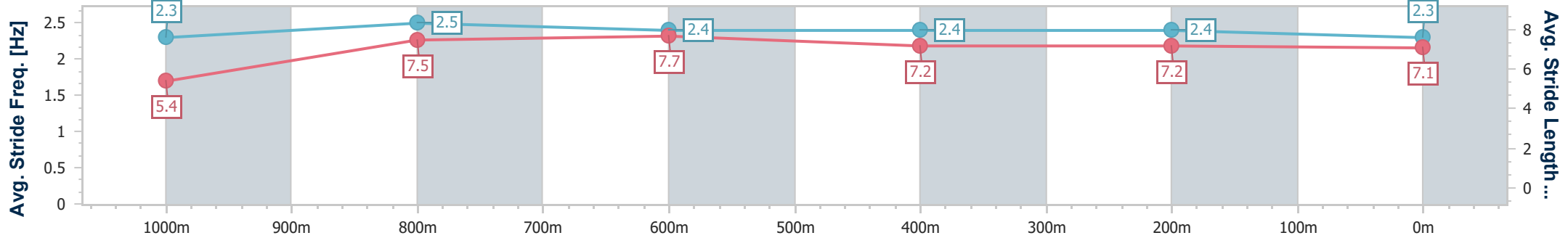
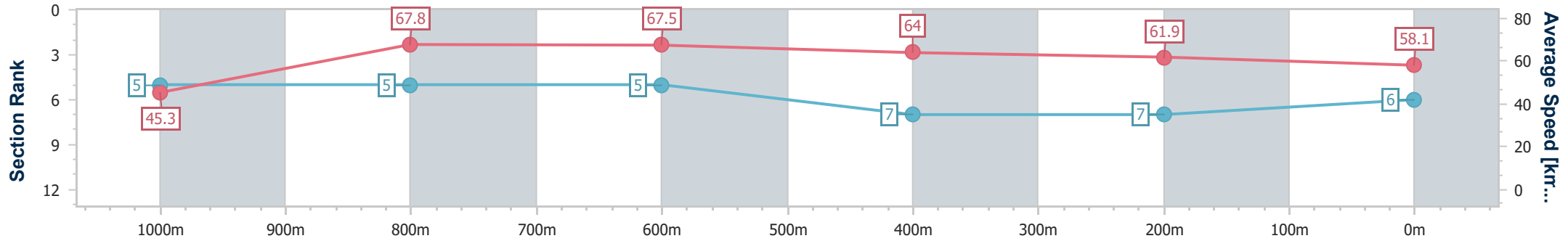
Mackay QLD Professional
Race 4: Book for Melb Cup Tues 5th Nov Maiden Handicap - 1100m



17 October 2024 - 14:57

Track Rating: Good 4, Weather: Fine, Rail Position: True

Section	Overall	1000m	800m	600m	400m	200m
Section Times	1:04.98 [6] (0:07.95)	0:57.03 [5] (0:10.68)	0:46.35 [5] (0:10.71)	0:35.64 [5] (0:11.50)	0:24.14 [7] (0:11.73)	0:12.41 [7] (0:12.41)
Average Speed [km/h]	45.3	67.8	67.5	64.0	61.9	58.1
Top Speed [km/h]	62.7	69.6	68.8	66.0	63.0	61.8
Avg. Dist. to Rail [m]	10.4	2.8	1.4	2.8	3.4	3.6
Avg. Stride Freq. [Hz]	2.3	2.5	2.4	2.4	2.4	2.3
Avg. Stride Length [m]	5.4	7.5	7.7	7.2	7.2	7.1



- [] Ranking at each section and finish
- .-.- No data available at this section
- NA No data available



Horse/Jockey Name	My Pepperjack
Final Rank	7
Fastest Section Time (Section)	0:08.12 (Overall)
Top Speed [km/h] (Section)	68.0 (1000m)
Race State	Finished



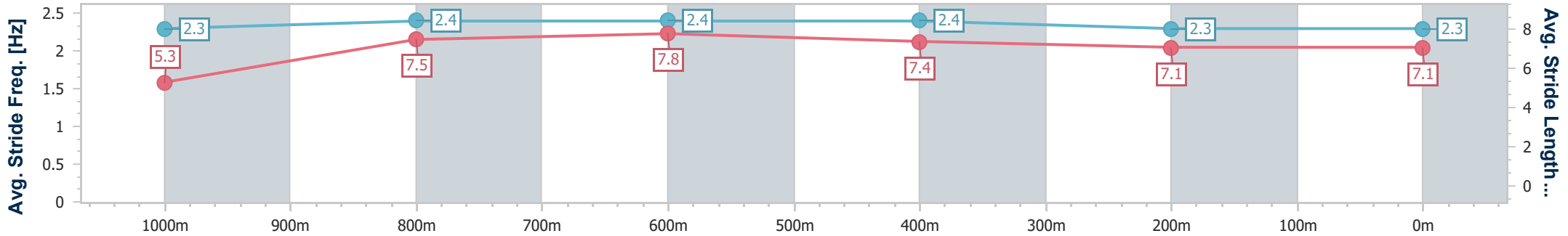
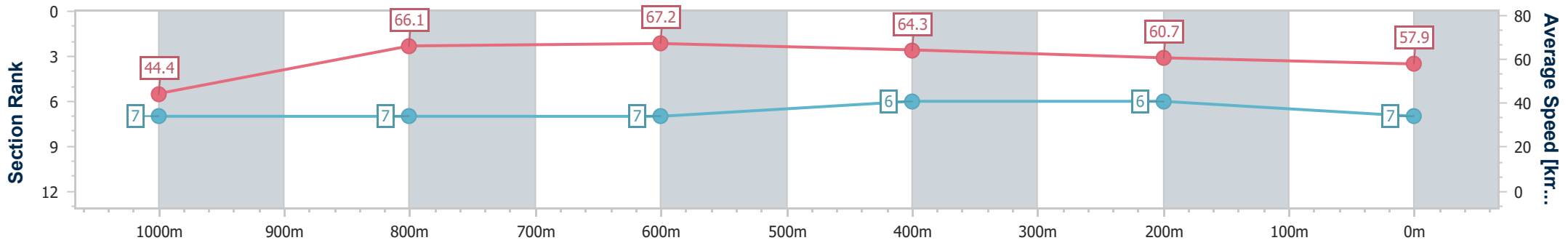
Mackay QLD Professional
Race 4: Book for Melb Cup Tues 5th Nov Maiden Handicap - 1100m



17 October 2024 - 14:57

Track Rating: Good 4, Weather: Fine, Rail Position: True

Section	Overall	1000m	800m	600m	400m	200m
Section Times	1:05.00 [7] (0:08.12)	0:56.88 [7] (0:10.90)	0:45.98 [7] (0:10.67)	0:35.31 [7] (0:11.04)	0:24.27 [6] (0:11.82)	0:12.45 [6] (0:12.45)
Average Speed [km/h]	44.4	66.1	67.2	64.3	60.7	57.9
Top Speed [km/h]	61.4	68.0	67.8	65.4	61.6	60.5
Avg. Dist. to Rail [m]	1.7	0.2	0.7	1.8	1.5	3.2
Avg. Stride Freq. [Hz]	2.3	2.4	2.4	2.4	2.3	2.3
Avg. Stride Length [m]	5.3	7.5	7.8	7.4	7.1	7.1



- [] Ranking at each section and finish
- .-.- No data available at this section
- NA No data available



Horse/Jockey Name	Lady De Vega
Final Rank	8
Fastest Section Time (Section)	0:08.15 (Overall)
Top Speed [km/h] (Section)	69.4 (800m)
Race State	Finished



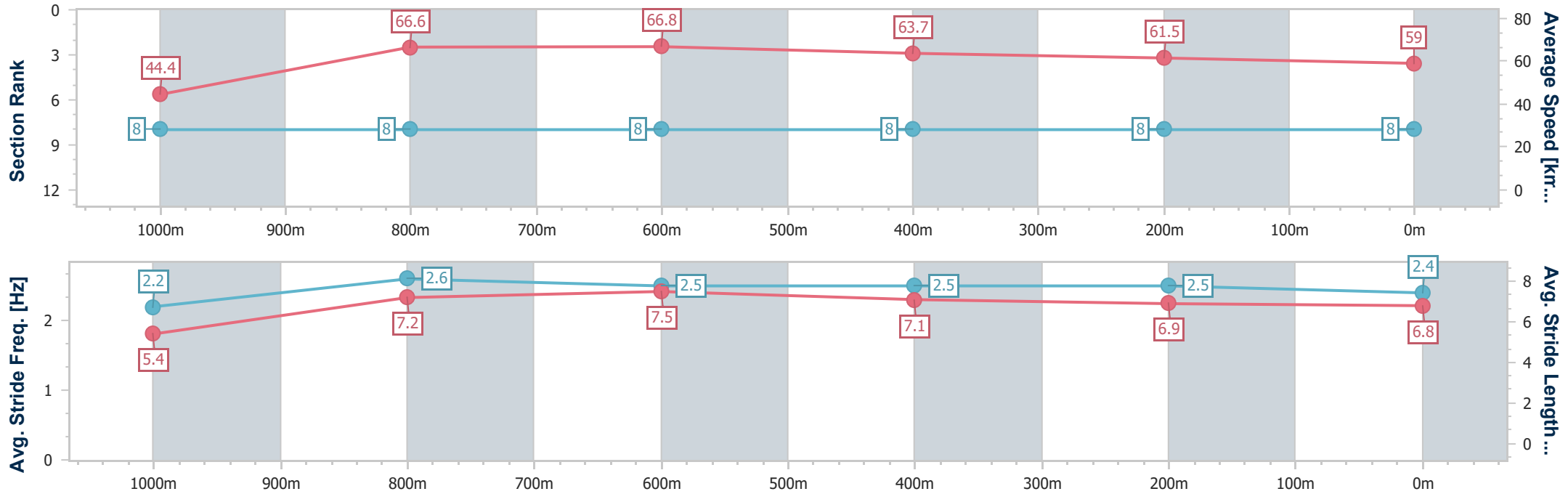
Mackay QLD Professional
Race 4: Book for Melb Cup Tues 5th Nov Maiden Handicap - 1100m



17 October 2024 - 14:57

Track Rating: Good 4, Weather: Fine, Rail Position: True

Section	Overall	1000m	800m	600m	400m	200m
Section Times	1:05.04 [8] (0:08.15)	0:56.89 [8] (0:10.89)	0:46.00 [8] (0:10.80)	0:35.20 [8] (0:11.29)	0:23.91 [8] (0:11.68)	0:12.23 [8] (0:12.23)
Average Speed [km/h]	44.4	66.6	66.8	63.7	61.5	59.0
Top Speed [km/h]	61.1	69.3	69.4	64.3	62.5	61.3
Avg. Dist. to Rail [m]	8.2	2.9	1.5	0.5	2.9	6.6
Avg. Stride Freq. [Hz]	2.2	2.6	2.5	2.5	2.5	2.4
Avg. Stride Length [m]	5.4	7.2	7.5	7.1	6.9	6.8



- [] Ranking at each section and finish
- .-.- No data available at this section
- NA No data available



Horse/Jockey Name	Pride An' Joy
Final Rank	9
Fastest Section Time (Section)	0:08.43 (Overall)
Top Speed [km/h] (Section)	67.9 (800m)
Race State	Finished



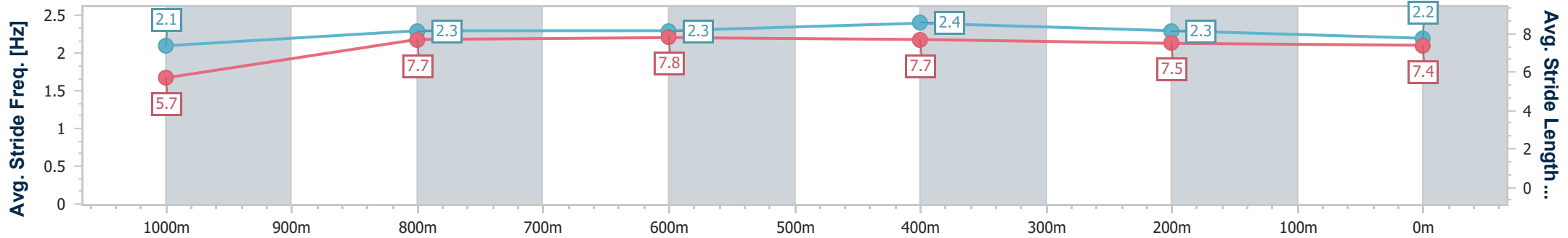
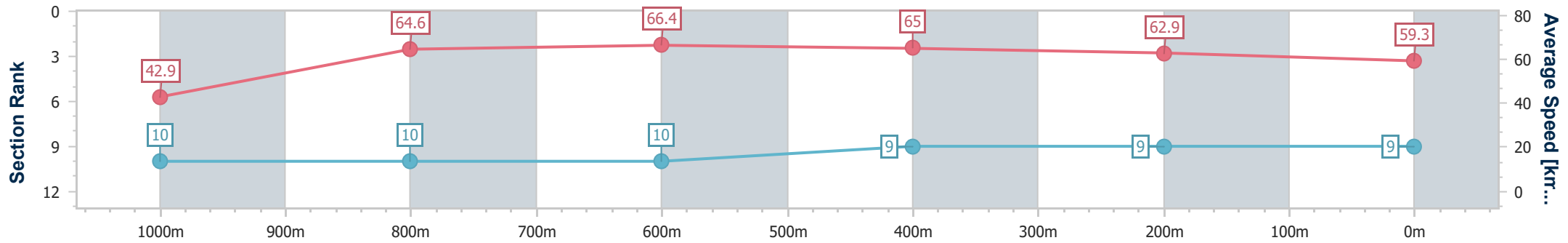
Mackay QLD Professional
Race 4: Book for Melb Cup Tues 5th Nov Maiden Handicap - 1100m



17 October 2024 - 14:57

Track Rating: Good 4, Weather: Fine, Rail Position: True

Section	Overall	1000m	800m	600m	400m	200m
Section Times	1:05.25 [9] (0:08.43)	0:56.82 [10] (0:11.18)	0:45.64 [10] (0:10.87)	0:34.77 [10] (0:11.18)	0:23.59 [9] (0:11.44)	0:12.15 [9] (0:12.15)
Average Speed [km/h]	42.9	64.6	66.4	65.0	62.9	59.3
Top Speed [km/h]	61.0	67.3	67.9	66.4	64.0	62.7
Avg. Dist. to Rail [m]	4.9	0.6	1.3	1.1	2.5	4.3
Avg. Stride Freq. [Hz]	2.1	2.3	2.3	2.4	2.3	2.2
Avg. Stride Length [m]	5.7	7.7	7.8	7.7	7.5	7.4



- [] Ranking at each section and finish
- .-.- No data available at this section
- NA No data available



Horse/Jockey Name	Tohuku
Final Rank	10
Fastest Section Time (Section)	0:08.21 (Overall)
Top Speed [km/h] (Section)	67.9 (800m)
Race State	Finished



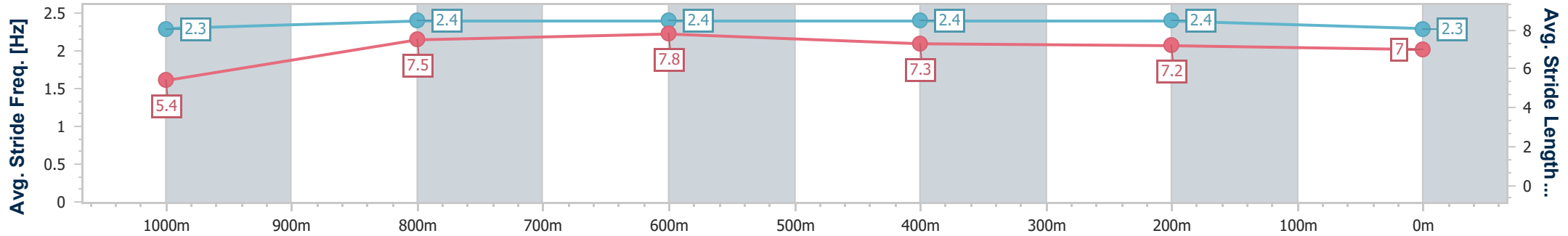
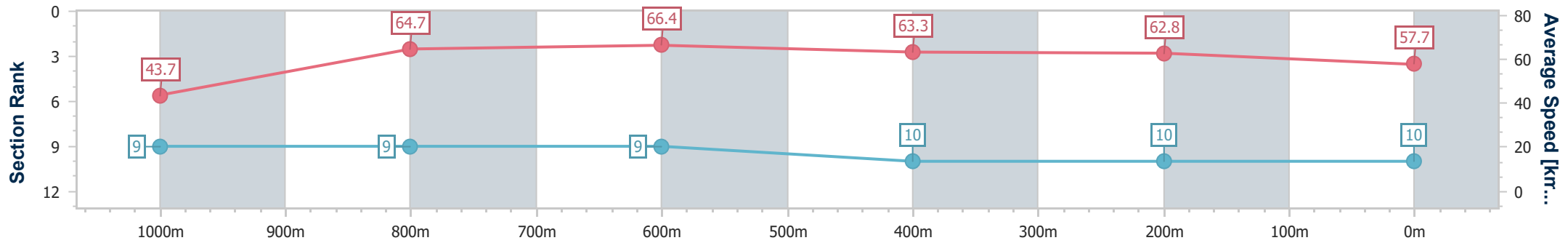
Mackay QLD Professional
Race 4: Book for Melb Cup Tues 5th Nov Maiden Handicap - 1100m



17 October 2024 - 14:57

Track Rating: Good 4, Weather: Fine, Rail Position: True

Section	Overall	1000m	800m	600m	400m	200m
Section Times	1:05.67 [10] (0:08.21)	0:57.46 [9] (0:11.20)	0:46.26 [9] (0:10.91)	0:35.35 [9] (0:11.37)	0:23.98 [10] (0:11.51)	0:12.47 [10] (0:12.47)
Average Speed [km/h]	43.7	64.7	66.4	63.3	62.8	57.7
Top Speed [km/h]	60.8	66.7	67.9	65.3	63.8	61.8
Avg. Dist. to Rail [m]	5.0	2.0	1.8	0.3	0.9	1.2
Avg. Stride Freq. [Hz]	2.3	2.4	2.4	2.4	2.4	2.3
Avg. Stride Length [m]	5.4	7.5	7.8	7.3	7.2	7.0



- [] Ranking at each section and finish
- .-.- No data available at this section
- NA No data available



Mackay QLD Professional

Race 5: Ladbrokes Yard Comments Class 2 Handicap - 1100m

17 October 2024 - 15:37



MACKAY TURF CLUB
Ooralea Racecourse

Track Rating: Good 4, Weather: Fine, Rail Position: True

Section													Last 600m					
Field Times		Overall	1000m	800m	600m	400m	200m						0:34.58					
		1:03.47 (0:07.70)	0:55.77 (0:10.57)	0:45.20 (0:10.62)	0:34.58 (0:11.25)	0:23.33 (0:11.34)	0:11.99 (0:11.99)											
Rank	TAB	Horse/Jockey	Barrier	Top Speed [km/h]	Fastest Section												Margin	Distance Travelled [m]
1	10	FLYING MAPLE Nathan Thomas	8	70.9 1000m	0:08.02 Overall	1:03.47 [1] (0:08.02)	0:55.45 [8] (0:10.65)	0:44.80 [7] (0:10.64)	0:34.16 [5] (0:10.97)	0:23.19 [3] (0:11.20)	0:11.99 [1] (0:11.99)	1:03.47	0:34.16					
2	6	LAMENTUM Ryan Wiggins	9	70.9 800m	0:08.16 Overall	1:03.69 [2] (0:08.16)	0:55.53 [10] (0:10.68)	0:44.85 [9] (0:10.63)	0:34.22 [7] (0:11.02)	0:23.20 [4] (0:11.15)	0:12.05 [3] (0:12.05)	1.3L	0:34.22	-2				
3	14	SPEC OF SILVER Michael Murphy	2	69.5 1000m	0:07.74 Overall	1:03.78 [3] (0:07.74)	0:56.04 [3] (0:10.54)	0:45.50 [2] (0:10.67)	0:34.83 [2] (0:11.19)	0:23.64 [1] (0:11.44)	0:12.20 [2] (0:12.20)	1.8L	0:34.83	-3				
4	7	LADY MASQUERADE Olivia Kendal	5	69.8 800m	0:08.48 Overall	1:04.12 [4] (0:08.48)	0:55.64 [12] (0:10.83)	0:44.81 [11] (0:10.64)	0:34.17 [11] (0:11.06)	0:23.11 [9] (0:11.26)	0:11.85 [7] (0:11.85)	3.8L	0:34.17	-4				
5	13	TSUNAMI FORCE Chelsea Jokic	4	70.2 1000m	0:07.89 Overall	1:04.36 [5] (0:07.89)	0:56.47 [6] (0:10.71)	0:45.76 [5] (0:10.74)	0:35.02 [6] (0:11.26)	0:23.76 [6] (0:11.39)	0:12.37 [5] (0:12.37)	5.21L	0:35.02	-6				
6	2	TRICKETEER Justin Stanley	1	69.7 1000m	0:07.78 Overall	1:04.49 [6] (0:07.78)	0:56.71 [4] (0:10.49)	0:46.22 [1] (0:10.62)	0:35.60 [1] (0:11.27)	0:24.33 [2] (0:11.67)	0:12.66 [4] (0:12.66)	5.99L	0:35.60	-5				
7	3	ANSWERING Raul Silvera Olivera	7	69.3 1000m	0:07.99 Overall	1:04.53 [7] (0:07.99)	0:56.54 [7] (0:10.80)	0:45.74 [8] (0:11.00)	0:34.74 [10] (0:11.21)	0:23.53 [8] (0:11.32)	0:12.21 [8] (0:12.21)	6.18L	0:34.74	+0				
8	8	GETTIN' LIPPY Leah Martyn	3	70.1 1000m	0:07.80 Overall	1:04.73 [8] (0:07.80)	0:56.93 [5] (0:10.57)	0:46.36 [4] (0:10.86)	0:35.50 [3] (0:11.34)	0:24.16 [5] (0:11.69)	0:12.47 [6] (0:12.47)	7.4L	0:35.50	+1				
9	11	LOVE MY LOUIS Amy Graham	10	70.0 1000m	0:08.13 Overall	1:04.93 [9] (0:08.13)	0:56.80 [9] (0:10.73)	0:46.07 [10] (0:10.92)	0:35.15 [9] (0:11.36)	0:23.79 [11] (0:11.50)	0:12.29 [11] (0:12.29)	8.56L	0:35.15	+9				
10	12	WHITTLESFORD Chris Whiteley	11	69.0 1000m	0:07.73 Overall	1:04.95 [10] (0:07.73)	0:57.22 [2] (0:10.87)	0:46.35 [5] (0:11.01)	0:35.34 [8] (0:11.41)	0:23.93 [10] (0:11.47)	0:12.46 [10] (0:12.46)	8.67L	0:35.34	+6				

Scratched: No Love Lost (#4)

[] Ranking at each section and finish
 -:-:- No data available at this section
 NA No data available

SCN Saddle cloth number
 DNF Did not finish
 DNT Did not track



Mackay QLD Professional

Race 5: Ladbrokes Yard Comments Class 2 Handicap - 1100m

17 October 2024 - 15:37



MACKAY TURF CLUB
Ooralea Racecourse

Track Rating: Good 4, Weather: Fine, Rail Position: True

Section		Overall	1000m	800m	600m	400m	200m	Last 600m					
Field Times		1:03.47 (0:07.70)	0:55.77 (0:10.57)	0:45.20 (0:10.62)	0:34.58 (0:11.25)	0:23.33 (0:11.34)	0:11.99 (0:11.99)	0:34.58					
Rank	TAB Horse/Jockey	Barrier	Top Speed [km/h]	Fastest Section	Margin							Distance Travelled [m]	
11	5 TERMINUS Justin Huxtable	6	69.2 1000m	0:07.70 Overall	1:04.98 [11] (0:07.70)	0:57.28 [1] (0:10.66)	0:46.62 [3] (0:10.92)	0:35.70 [4] (0:11.45)	0:24.25 [7] (0:11.66)	0:12.59 [9] (0:12.59)	8.87L	0:35.70	+4
12	1 FROSTIN' Tasha Chambers	12	69.0 1000m	0:08.20 Overall	1:05.11 [12] (0:08.20)	0:56.91 [11] (0:11.14)	0:45.77 [12] (0:10.69)	0:35.08 [12] (0:11.39)	0:23.69 [12] (0:11.52)	0:12.17 [12] (0:12.17)	9.63L	0:35.08	+2
13	9 NAHEIGHTKAY Jackson Murphy	13	68.5 1000m	0:08.75 Overall	1:05.52 [13] (0:08.75)	0:56.77 [13] (0:10.77)	0:46.00 [13] (0:10.78)	0:35.22 [13] (0:11.14)	0:24.08 [13] (0:11.62)	0:12.46 [13] (0:12.46)	12L	0:35.22	-3

Scratched: No Love Lost (#4)

[] Ranking at each section and finish
 -:-:- No data available at this section
 NA No data available

SCN Saddle cloth number
 DNF Did not finish
 DNT Did not track



Horse/Jockey Name	Flying Maple
Final Rank	1
Fastest Section Time (Section)	0:08.02 (Overall)
Top Speed [km/h] (Section)	70.9 (1000m)
Race State	Finished



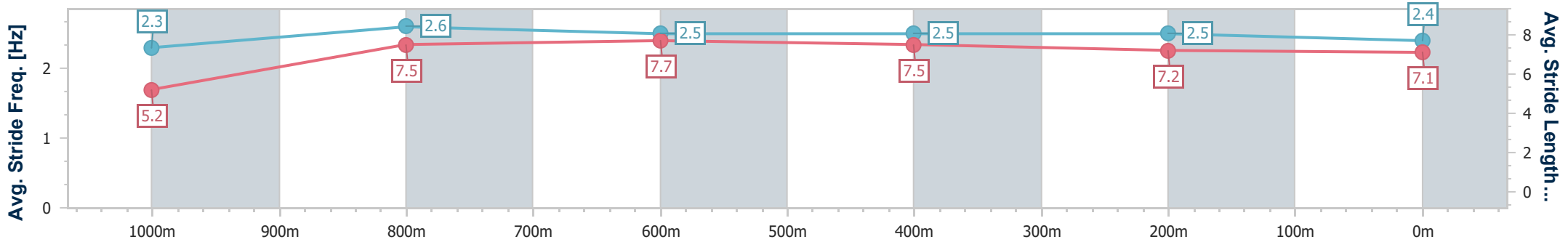
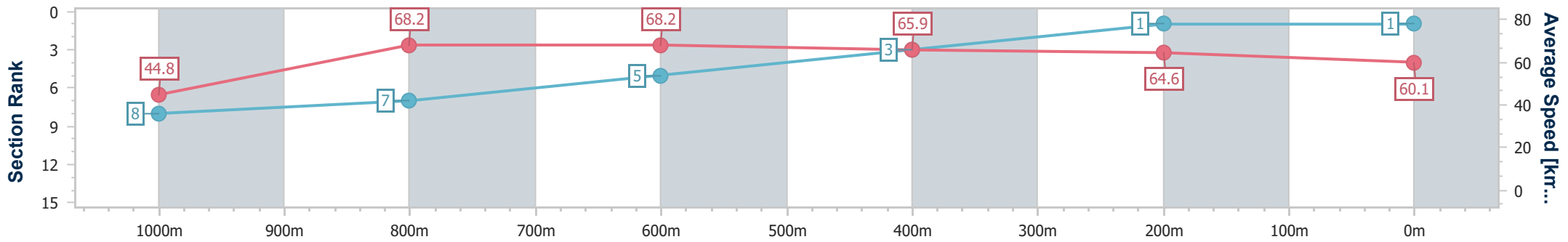
Mackay QLD Professional
Race 5: Ladbrokes Yard Comments Class 2 Handicap - 1100m



17 October 2024 - 15:37

Track Rating: Good 4, Weather: Fine, Rail Position: True

Section	Overall	1000m	800m	600m	400m	200m
Section Times	1:03.47 [1] (0:08.02)	0:55.45 [8] (0:10.65)	0:44.80 [7] (0:10.64)	0:34.16 [5] (0:10.97)	0:23.19 [3] (0:11.20)	0:11.99 [1] (0:11.99)
Average Speed [km/h]	44.8	68.2	68.2	65.9	64.6	60.1
Top Speed [km/h]	61.1	70.9	70.0	66.9	66.2	63.5
Avg. Dist. to Rail [m]	8.1	3.1	2.5	0.8	3.0	3.6
Avg. Stride Freq. [Hz]	2.3	2.6	2.5	2.5	2.5	2.4
Avg. Stride Length [m]	5.2	7.5	7.7	7.5	7.2	7.1



- [] Ranking at each section and finish
- .-.- No data available at this section
- NA No data available



Horse/Jockey Name	Lamentum
Final Rank	2
Fastest Section Time (Section)	0:08.16 (Overall)
Top Speed [km/h] (Section)	70.9 (800m)
Race State	Finished



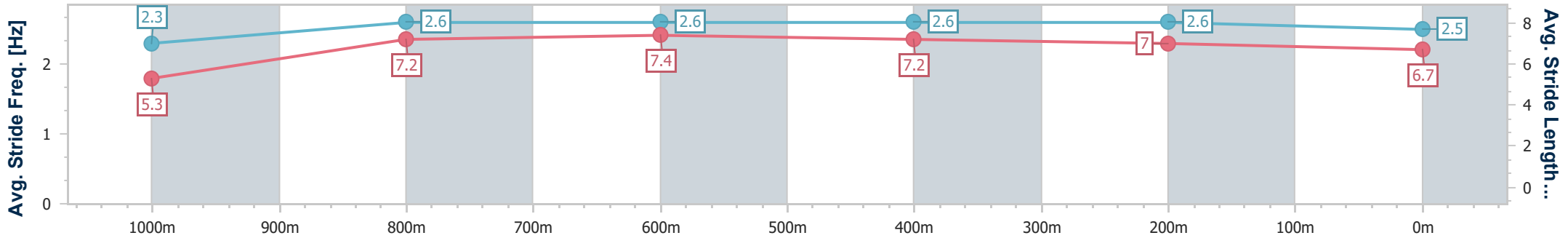
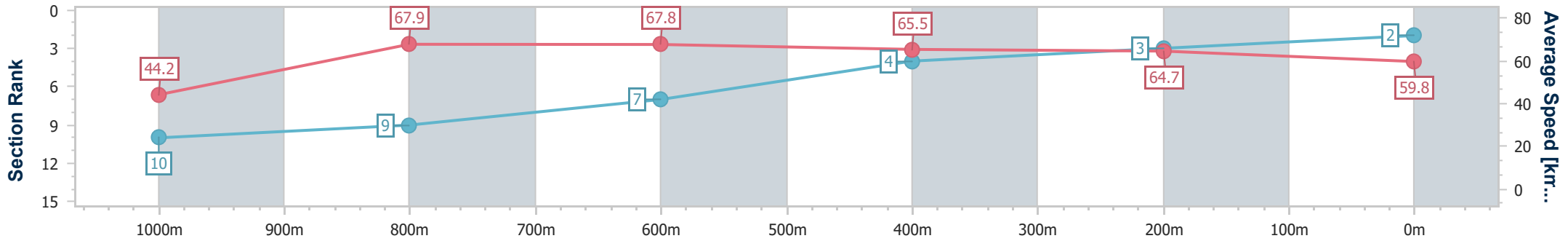
Mackay QLD Professional
Race 5: Ladbrokes Yard Comments Class 2 Handicap - 1100m



17 October 2024 - 15:37

Track Rating: Good 4, Weather: Fine, Rail Position: True

Section	Overall	1000m	800m	600m	400m	200m
Section Times	1:03.69 [2] (0:08.16)	0:55.53 [10] (0:10.68)	0:44.85 [9] (0:10.63)	0:34.22 [7] (0:11.02)	0:23.20 [4] (0:11.15)	0:12.05 [3] (0:12.05)
Average Speed [km/h]	44.2	67.9	67.8	65.5	64.7	59.8
Top Speed [km/h]	62.3	70.6	70.9	67.6	66.1	63.9
Avg. Dist. to Rail [m]	8.0	2.9	1.2	0.3	2.9	4.1
Avg. Stride Freq. [Hz]	2.3	2.6	2.6	2.6	2.6	2.5
Avg. Stride Length [m]	5.3	7.2	7.4	7.2	7.0	6.7



- [] Ranking at each section and finish
- .-.- No data available at this section
- NA No data available



Horse/Jockey Name	Spec Of Silver
Final Rank	3
Fastest Section Time (Section)	0:07.74 (Overall)
Top Speed [km/h] (Section)	69.5 (1000m)
Race State	Finished



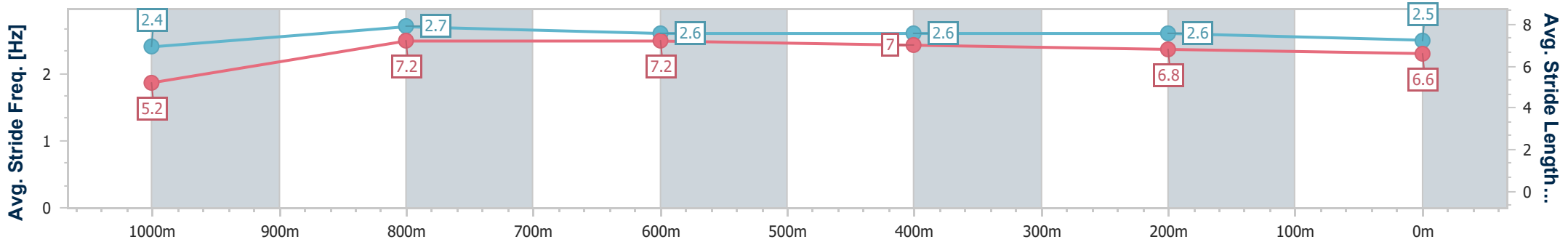
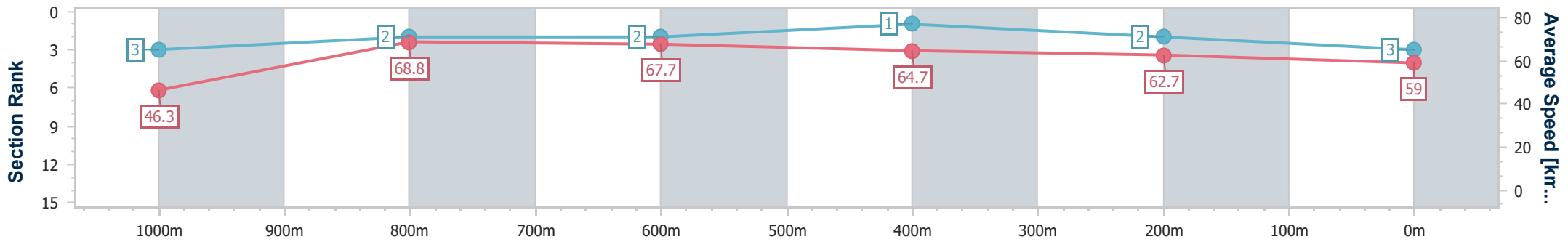
Mackay QLD Professional
Race 5: Ladbrokes Yard Comments Class 2 Handicap - 1100m



17 October 2024 - 15:37

Track Rating: Good 4, Weather: Fine, Rail Position: True

Section	Overall	1000m	800m	600m	400m	200m
Section Times	1:03.78 [3] (0:07.74)	0:56.04 [3] (0:10.54)	0:45.50 [2] (0:10.67)	0:34.83 [2] (0:11.19)	0:23.64 [1] (0:11.44)	0:12.20 [2]
Average Speed [km/h]	46.3	68.8	67.7	64.7	62.7	59.0
Top Speed [km/h]	65.8	69.5	68.4	66.7	63.8	62.4
Avg. Dist. to Rail [m]	3.2	1.6	1.5	0.6	0.8	1.5
Avg. Stride Freq. [Hz]	2.4	2.7	2.6	2.6	2.6	2.5
Avg. Stride Length [m]	5.2	7.2	7.2	7.0	6.8	6.6



- [] Ranking at each section and finish
- .-.- No data available at this section
- NA No data available



Horse/Jockey Name	Lady Masquerade
Final Rank	4
Fastest Section Time (Section)	0:08.48 (Overall)
Top Speed [km/h] (Section)	69.8 (800m)
Race State	Finished



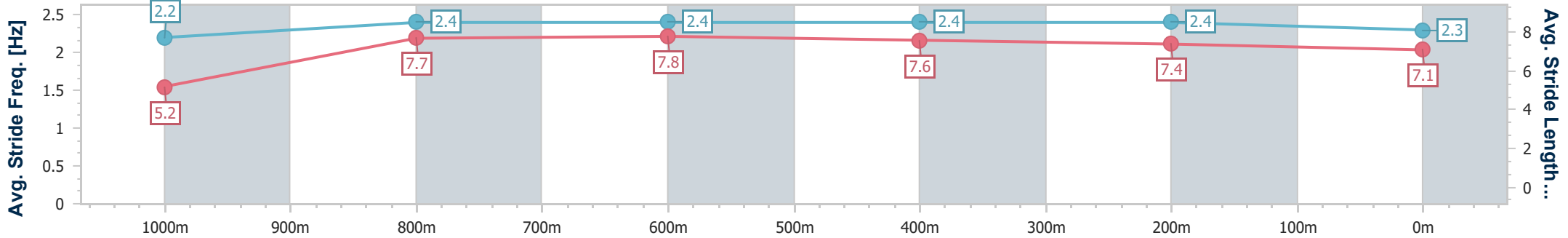
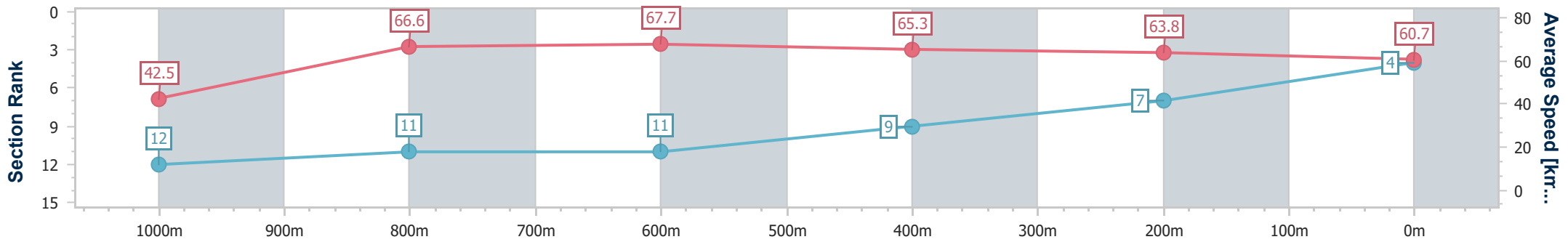
Mackay QLD Professional
Race 5: Ladbrokes Yard Comments Class 2 Handicap - 1100m



17 October 2024 - 15:37

Track Rating: Good 4, Weather: Fine, Rail Position: True

Section	Overall	1000m	800m	600m	400m	200m
Section Times	1:04.12 [4] (0:08.48)	0:55.64 [12] (0:10.83)	0:44.81 [11] (0:10.64)	0:34.17 [11] (0:11.06)	0:23.11 [9] (0:11.26)	0:11.85 [7] (0:11.85)
Average Speed [km/h]	42.5	66.6	67.7	65.3	63.8	60.7
Top Speed [km/h]	61.2	69.8	69.8	67.1	64.7	64.9
Avg. Dist. to Rail [m]	4.3	0.9	1.1	0.3	0.6	1.8
Avg. Stride Freq. [Hz]	2.2	2.4	2.4	2.4	2.4	2.3
Avg. Stride Length [m]	5.2	7.7	7.8	7.6	7.4	7.1



- [] Ranking at each section and finish
- .-.- No data available at this section
- NA No data available



Horse/Jockey Name	Tsunami Force
Final Rank	5
Fastest Section Time (Section)	0:07.89 (Overall)
Top Speed [km/h] (Section)	70.2 (1000m)
Race State	Finished



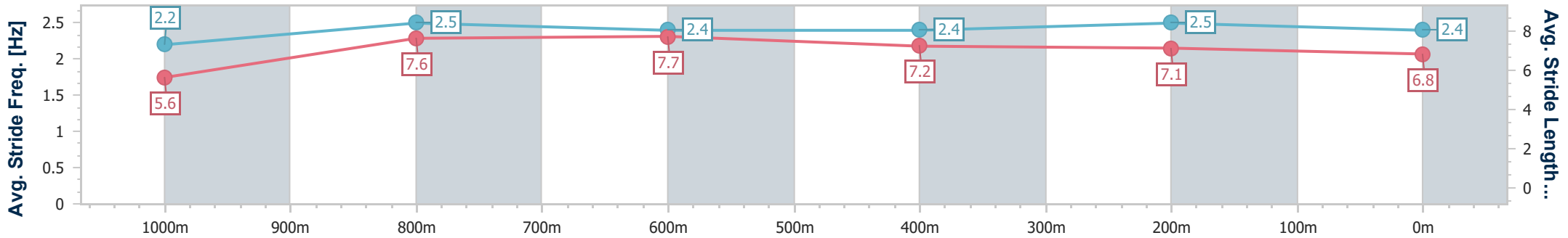
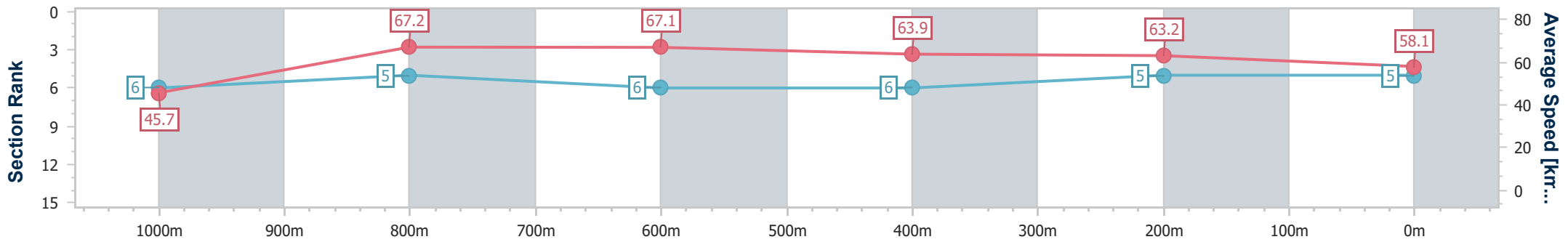
Mackay QLD Professional
Race 5: Ladbrokes Yard Comments Class 2 Handicap - 1100m



17 October 2024 - 15:37

Track Rating: Good 4, Weather: Fine, Rail Position: True

Section	Overall	1000m	800m	600m	400m	200m
Section Times	1:04.36 [5] (0:07.89)	0:56.47 [6] (0:10.71)	0:45.76 [5] (0:10.74)	0:35.02 [6] (0:11.26)	0:23.76 [6] (0:11.39)	0:12.37 [5] (0:12.37)
Average Speed [km/h]	45.7	67.2	67.1	63.9	63.2	58.1
Top Speed [km/h]	60.8	70.2	70.1	65.5	64.3	61.7
Avg. Dist. to Rail [m]	4.0	0.7	0.4	0.3	2.3	4.4
Avg. Stride Freq. [Hz]	2.2	2.5	2.4	2.4	2.5	2.4
Avg. Stride Length [m]	5.6	7.6	7.7	7.2	7.1	6.8



- [] Ranking at each section and finish
- .-.- No data available at this section
- NA No data available



Horse/Jockey Name	Tricketeer
Final Rank	6
Fastest Section Time (Section)	0:07.78 (Overall)
Top Speed [km/h] (Section)	69.7 (1000m)
Race State	Finished



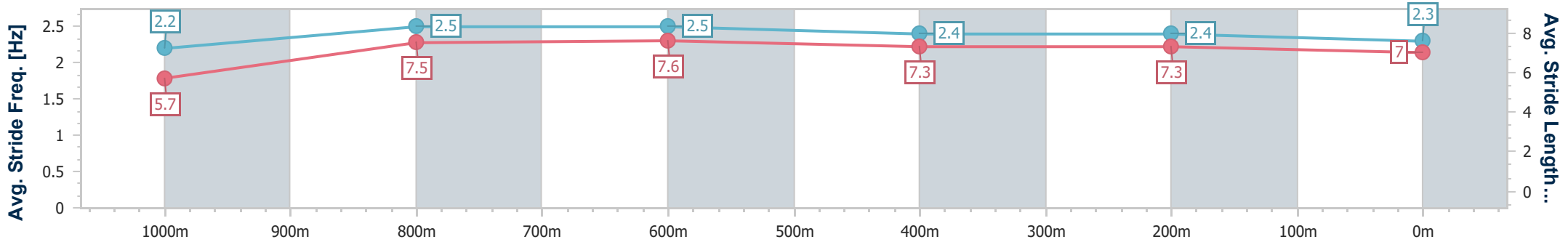
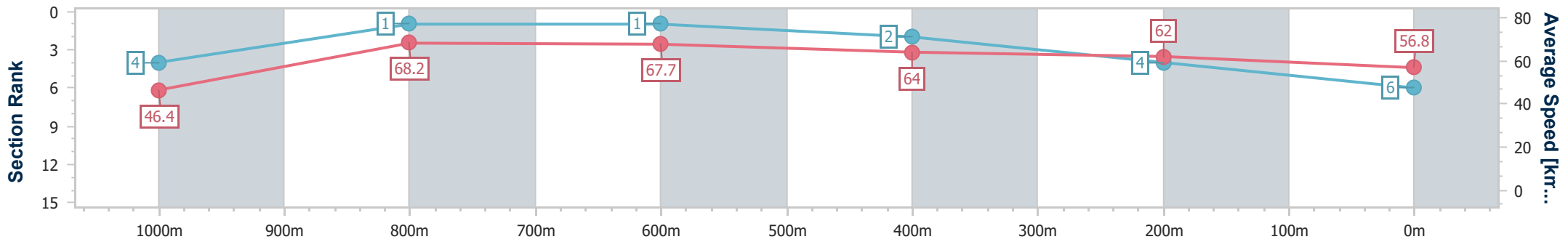
Mackay QLD Professional
Race 5: Ladbrokes Yard Comments Class 2 Handicap - 1100m



17 October 2024 - 15:37

Track Rating: Good 4, Weather: Fine, Rail Position: True

Section	Overall	1000m	800m	600m	400m	200m
Section Times	1:04.49 [6] (0:07.78)	0:56.71 [4] (0:10.49)	0:46.22 [1] (0:10.62)	0:35.60 [1] (0:11.27)	0:24.33 [2] (0:11.67)	0:12.66 [4] (0:12.66)
Average Speed [km/h]	46.4	68.2	67.7	64.0	62.0	56.8
Top Speed [km/h]	65.0	69.7	69.2	65.9	63.4	60.3
Avg. Dist. to Rail [m]	0.7	1.3	0.4	0.5	0.6	0.9
Avg. Stride Freq. [Hz]	2.2	2.5	2.5	2.4	2.4	2.3
Avg. Stride Length [m]	5.7	7.5	7.6	7.3	7.3	7.0



- [] Ranking at each section and finish
- .-.- No data available at this section
- NA No data available



Horse/Jockey Name	Answering
Final Rank	7
Fastest Section Time (Section)	0:07.99 (Overall)
Top Speed [km/h] (Section)	69.3 (1000m)
Race State	Finished



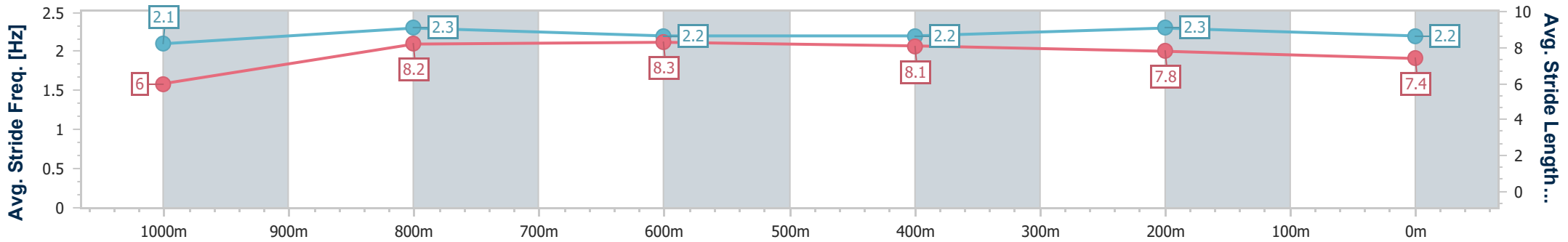
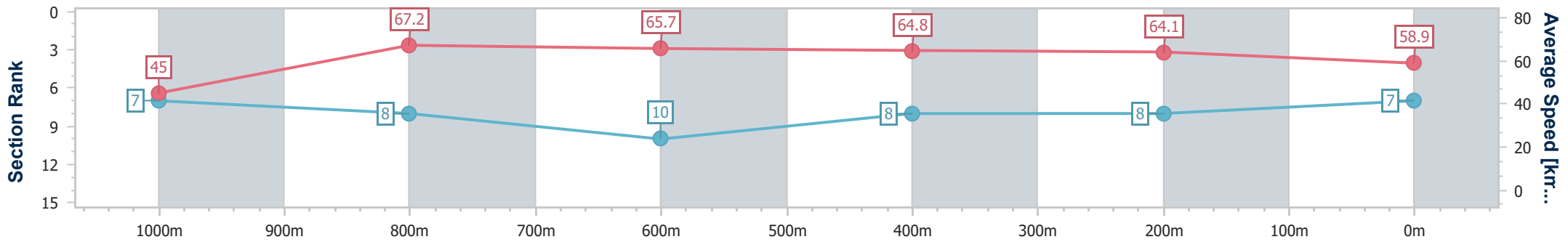
Mackay QLD Professional
Race 5: Ladbrokes Yard Comments Class 2 Handicap - 1100m



17 October 2024 - 15:37

Track Rating: Good 4, Weather: Fine, Rail Position: True

Section	Overall	1000m	800m	600m	400m	200m
Section Times	1:04.53 [7] (0:07.99)	0:56.54 [7] (0:10.80)	0:45.74 [8] (0:11.00)	0:34.74 [10] (0:11.21)	0:23.53 [8] (0:11.32)	0:12.21 [8] (0:12.21)
Average Speed [km/h]	45.0	67.2	65.7	64.8	64.1	58.9
Top Speed [km/h]	63.3	69.3	67.8	65.5	64.6	62.5
Avg. Dist. to Rail [m]	5.4	2.3	2.4	1.2	2.3	3.1
Avg. Stride Freq. [Hz]	2.1	2.3	2.2	2.2	2.3	2.2
Avg. Stride Length [m]	6.0	8.2	8.3	8.1	7.8	7.4



- [] Ranking at each section and finish
- .-.- No data available at this section
- NA No data available



Horse/Jockey Name	Gettin' Lippy
Final Rank	8
Fastest Section Time (Section)	0:07.80 (Overall)
Top Speed [km/h] (Section)	70.1 (1000m)
Race State	Finished



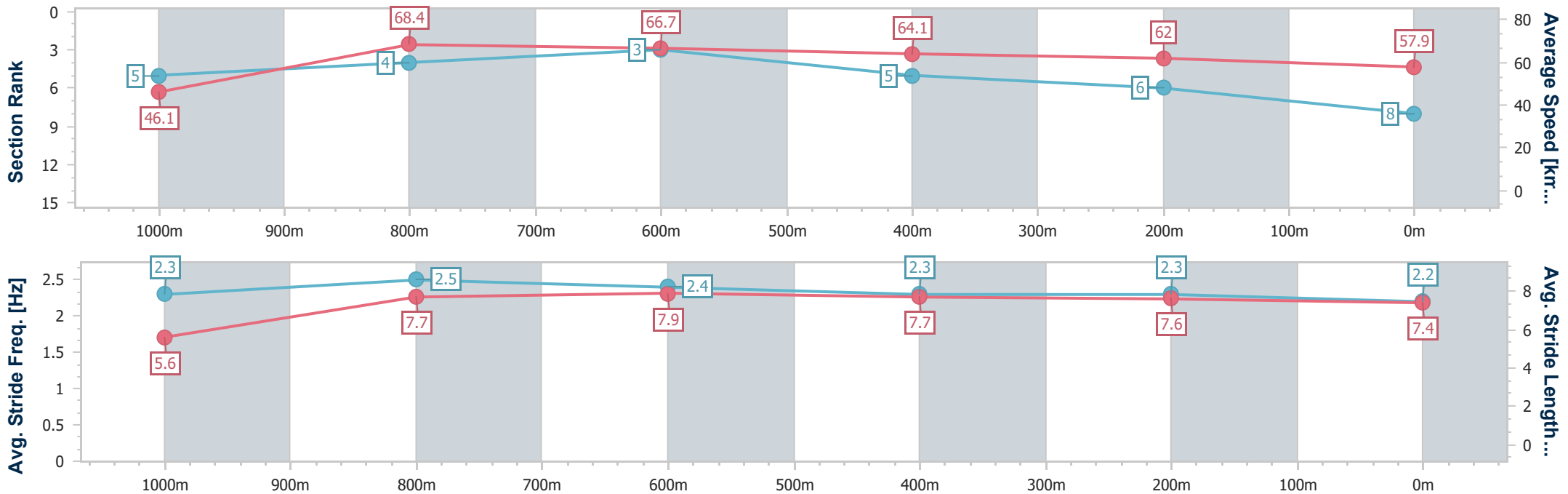
Mackay QLD Professional
Race 5: Ladbrokes Yard Comments Class 2 Handicap - 1100m



17 October 2024 - 15:37

Track Rating: Good 4, Weather: Fine, Rail Position: True

Section	Overall	1000m	800m	600m	400m	200m
Section Times	1:04.73 [8] (0:07.80)	0:56.93 [5] (0:10.57)	0:46.36 [4] (0:10.86)	0:35.50 [3] (0:11.34)	0:24.16 [5] (0:11.69)	0:12.47 [6]
Average Speed [km/h]	46.1	68.4	66.7	64.1	62.0	57.9
Top Speed [km/h]	65.8	70.1	68.6	66.0	62.8	60.9
Avg. Dist. to Rail [m]	4.7	1.9	1.8	1.6	3.6	4.5
Avg. Stride Freq. [Hz]	2.3	2.5	2.4	2.3	2.3	2.2
Avg. Stride Length [m]	5.6	7.7	7.9	7.7	7.6	7.4



- [] Ranking at each section and finish
- .-.- No data available at this section
- NA No data available



Horse/Jockey Name	Love My Louis
Final Rank	9
Fastest Section Time (Section)	0:08.13 (Overall)
Top Speed [km/h] (Section)	70.0 (1000m)
Race State	Finished



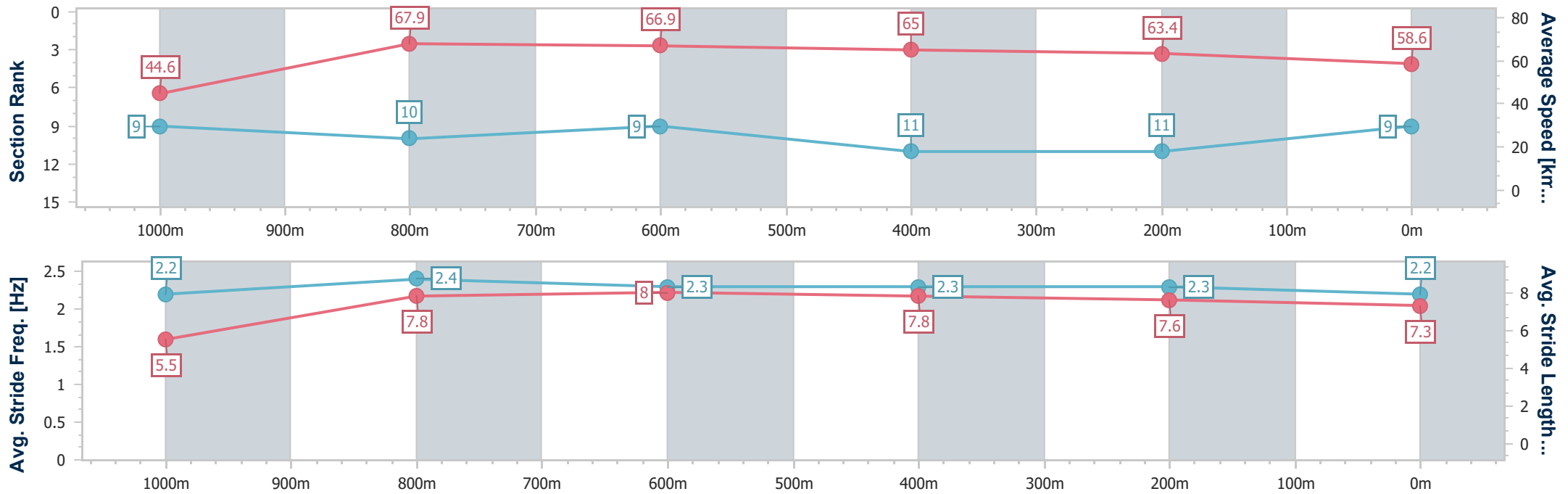
Mackay QLD Professional
Race 5: Ladbrokes Yard Comments Class 2 Handicap - 1100m



17 October 2024 - 15:37

Track Rating: Good 4, Weather: Fine, Rail Position: True

Section	Overall	1000m	800m	600m	400m	200m
Section Times	1:04.93 [9] (0:08.13)	0:56.80 [9] (0:10.73)	0:46.07 [10] (0:10.92)	0:35.15 [9] (0:11.36)	0:23.79 [11] (0:11.50)	0:12.29 [11] (0:12.29)
Average Speed [km/h]	44.6	67.9	66.9	65.0	63.4	58.6
Top Speed [km/h]	63.7	70.0	69.5	66.0	65.3	61.8
Avg. Dist. to Rail [m]	9.4	4.8	4.5	3.4	7.4	9.2
Avg. Stride Freq. [Hz]	2.2	2.4	2.3	2.3	2.3	2.2
Avg. Stride Length [m]	5.5	7.8	8.0	7.8	7.6	7.3



- [] Ranking at each section and finish
- .-.- No data available at this section
- NA No data available



Horse/Jockey Name	Whittlesford
Final Rank	10
Fastest Section Time (Section)	0:07.73 (Overall)
Top Speed [km/h] (Section)	69.0 (1000m)
Race State	Finished



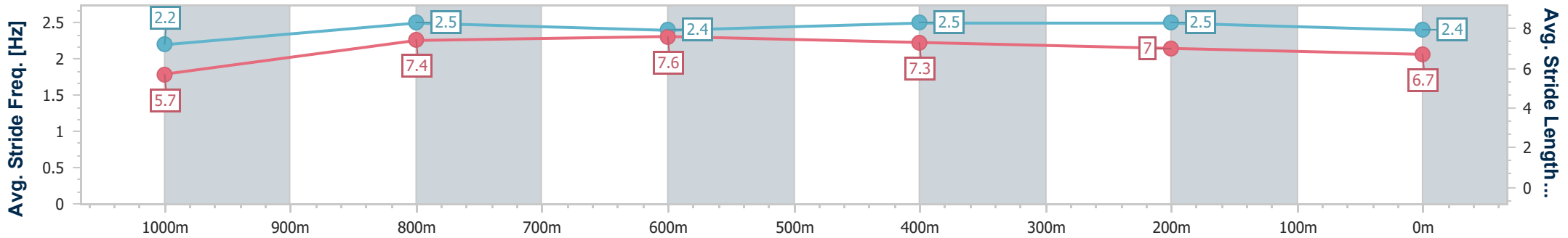
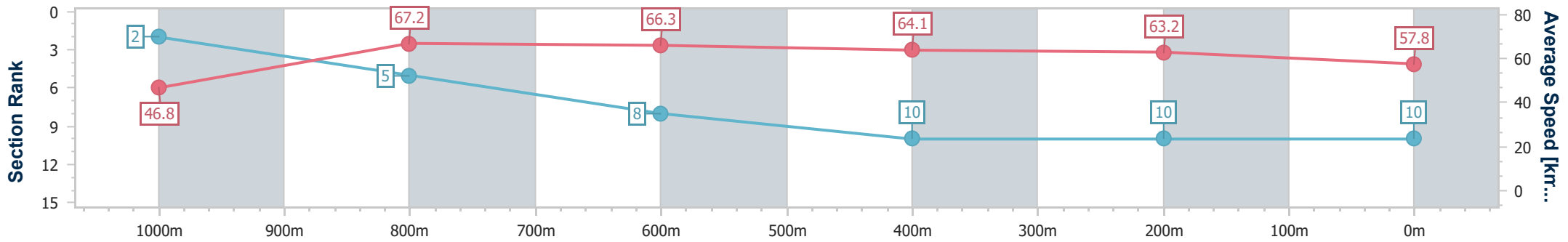
Mackay QLD Professional
Race 5: Ladbrokes Yard Comments Class 2 Handicap - 1100m



17 October 2024 - 15:37

Track Rating: Good 4, Weather: Fine, Rail Position: True

Section	Overall	1000m	800m	600m	400m	200m
Section Times	1:04.95 [10] (0:07.73)	0:57.22 [2] (0:10.87)	0:46.35 [5] (0:11.01)	0:35.34 [8] (0:11.41)	0:23.93 [10] (0:11.47)	0:12.46 [10] (0:12.46)
Average Speed [km/h]	46.8	67.2	66.3	64.1	63.2	57.8
Top Speed [km/h]	64.5	69.0	69.0	65.4	66.9	66.9
Avg. Dist. to Rail [m]	9.9	5.1	4.1	2.1	5.3	7.4
Avg. Stride Freq. [Hz]	2.2	2.5	2.4	2.5	2.5	2.4
Avg. Stride Length [m]	5.7	7.4	7.6	7.3	7.0	6.7



- [] Ranking at each section and finish
- .-.- No data available at this section
- NA No data available



Horse/Jockey Name	Terminus
Final Rank	11
Fastest Section Time (Section)	0:07.70 (Overall)
Top Speed [km/h] (Section)	69.2 (1000m)
Race State	Finished



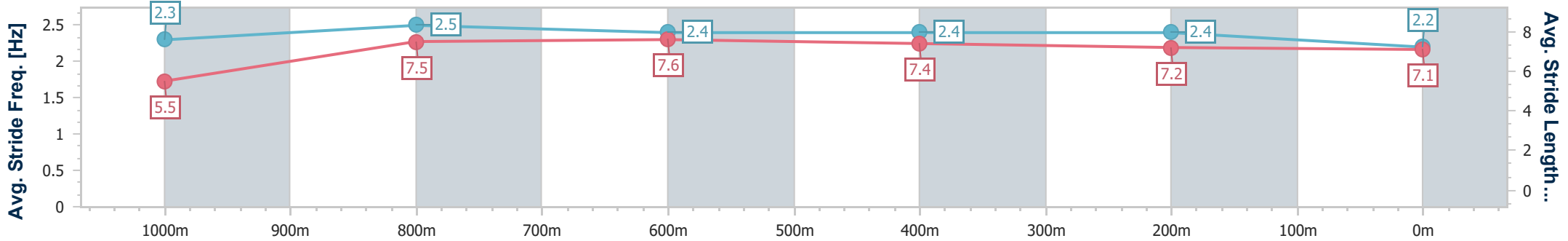
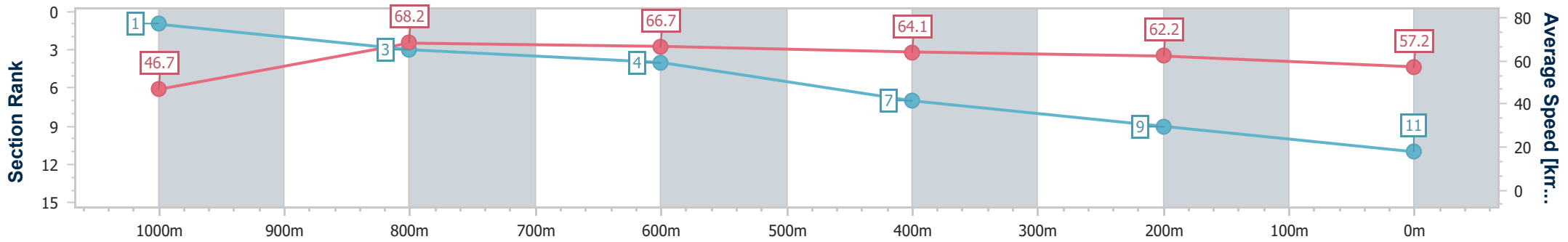
Mackay QLD Professional
Race 5: Ladbrokes Yard Comments Class 2 Handicap - 1100m



17 October 2024 - 15:37

Track Rating: Good 4, Weather: Fine, Rail Position: True

Section	Overall	1000m	800m	600m	400m	200m
Section Times	1:04.98 [11] (0:07.70)	0:57.28 [1] (0:10.66)	0:46.62 [3] (0:10.92)	0:35.70 [4] (0:11.45)	0:24.25 [7] (0:11.66)	0:12.59 [9] (0:12.59)
Average Speed [km/h]	46.7	68.2	66.7	64.1	62.2	57.2
Top Speed [km/h]	65.9	69.2	67.5	65.7	64.0	60.6
Avg. Dist. to Rail [m]	5.8	3.6	3.0	2.6	4.8	4.6
Avg. Stride Freq. [Hz]	2.3	2.5	2.4	2.4	2.4	2.2
Avg. Stride Length [m]	5.5	7.5	7.6	7.4	7.2	7.1



- [] Ranking at each section and finish
- .-.- No data available at this section
- NA No data available



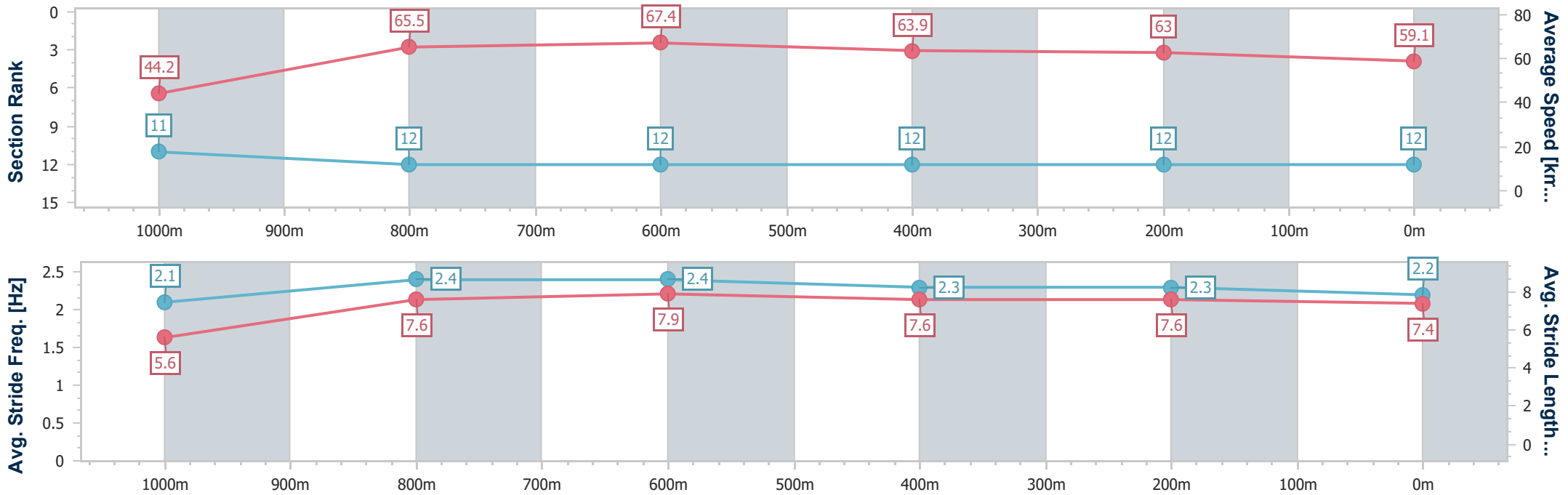
Horse/Jockey Name	Frostin'
Final Rank	12
Fastest Section Time (Section)	0:08.20 (Overall)
Top Speed [km/h] (Section)	69.0 (1000m)
Race State	Finished



Mackay QLD Professional
 Race 5: Ladbrokes Yard Comments Class 2 Handicap - 1100m
 17 October 2024 - 15:37
 Track Rating: Good 4, Weather: Fine, Rail Position: True



Section	Overall	1000m	800m	600m	400m	200m
Section Times	1:05.11 [12] (0:08.20)	0:56.91 [11] (0:11.14)	0:45.77 [12] (0:10.69)	0:35.08 [12] (0:11.39)	0:23.69 [12] (0:11.52)	0:12.17 [12] (0:12.17)
Average Speed [km/h]	44.2	65.5	67.4	63.9	63.0	59.1
Top Speed [km/h]	60.5	69.0	68.5	66.2	63.6	62.2
Avg. Dist. to Rail [m]	11.5	4.6	2.0	1.4	4.0	4.0
Avg. Stride Freq. [Hz]	2.1	2.4	2.4	2.3	2.3	2.2
Avg. Stride Length [m]	5.6	7.6	7.9	7.6	7.6	7.4



- [] Ranking at each section and finish
- .-.- No data available at this section
- NA No data available



Horse/Jockey Name	Naheightkay
Final Rank	13
Fastest Section Time (Section)	0:08.75 (Overall)
Top Speed [km/h] (Section)	68.5 (1000m)
Race State	Finished



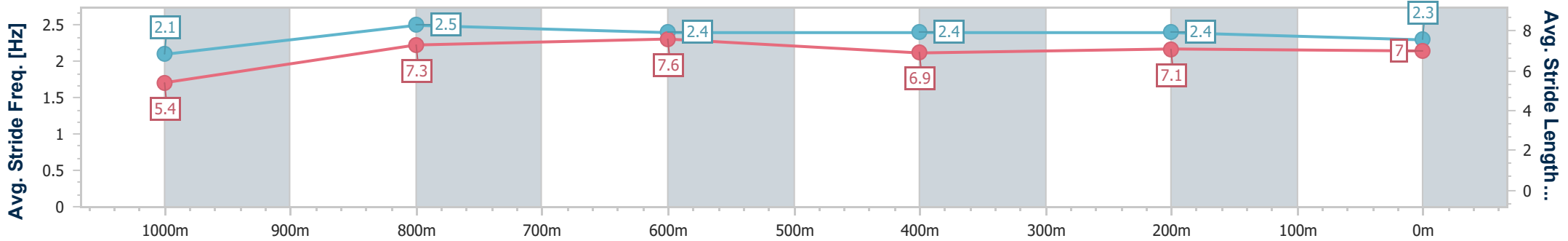
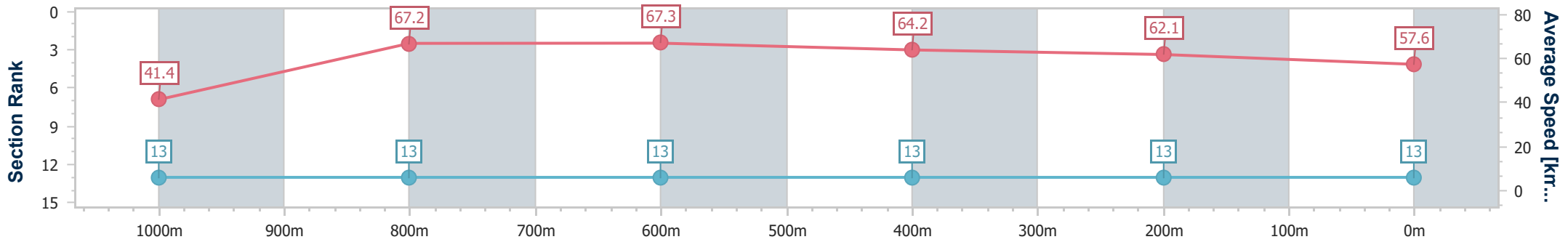
Mackay QLD Professional
Race 5: Ladbrokes Yard Comments Class 2 Handicap - 1100m



17 October 2024 - 15:37

Track Rating: Good 4, Weather: Fine, Rail Position: True

Section	Overall	1000m	800m	600m	400m	200m
Section Times	1:05.52 [13] (0:08.75)	0:56.77 [13] (0:10.77)	0:46.00 [13] (0:10.78)	0:35.22 [13] (0:11.14)	0:24.08 [13] (0:11.62)	0:12.46 [13] (0:12.46)
Average Speed [km/h]	41.4	67.2	67.3	64.2	62.1	57.6
Top Speed [km/h]	62.8	68.5	68.5	65.2	64.0	61.1
Avg. Dist. to Rail [m]	10.5	2.4	1.7	0.6	1.2	2.5
Avg. Stride Freq. [Hz]	2.1	2.5	2.4	2.4	2.4	2.3
Avg. Stride Length [m]	5.4	7.3	7.6	6.9	7.1	7.0



- [] Ranking at each section and finish
- .-.- No data available at this section
- NA No data available



Mackay QLD Professional

Race 6: Whitsunday Wealth 0 - 55 Handicap - 1200m

17 October 2024 - 16:11



Track Rating: Good 4, Weather: Fine, Rail Position: True

Section													Last 600m	
Field Times		Overall	1000m	800m	600m	400m	200m						0:35.21	
		1:10.50 (0:13.37)	0:57.13 (0:10.76)	0:46.37 (0:11.16)	0:35.21 (0:11.71)	0:23.50 (0:11.65)	0:11.85 (0:11.85)							
Rank	TAB	Horse/Jockey	Barrier	Top Speed [km/h]	Fastest Section							Margin	Distance Travelled [m]	
1	11	ANDIRON Jackson Murphy	4	68.4 1000m	0:10.64 1000m	1:10.50 [1] (0:13.65)	0:56.85 [5] (0:10.64)	0:46.21 [3] (0:11.12)	0:35.09 [3] (0:11.88)	0:23.21 [4] (0:11.39)	0:11.82 [2] (0:11.82)	1:10.50	0:35.09	
2	4	DEVIL DEVIL Justin Stanley	1	68.2 1000m	0:10.76 1000m	1:10.57 [2] (0:13.37)	0:57.20 [2] (0:10.76)	0:46.44 [1] (0:11.16)	0:35.28 [1] (0:11.71)	0:23.57 [1] (0:11.65)	0:11.92 [1] (0:11.92)	0.44L	0:35.28 -5	
3	10	MISS DE BOOM Adam Sewell	6	68.8 1000m	0:10.72 1000m	1:10.81 [3] (0:13.89)	0:56.92 [8] (0:10.72)	0:46.20 [7] (0:11.13)	0:35.07 [6] (0:11.77)	0:23.30 [6] (0:11.43)	0:11.87 [3] (0:11.87)	1.82L	0:35.07 +0	
4	14	JUST FRANK McKenzie Apel	5	67.9 1000m	0:10.86 1000m	1:10.82 [4] (0:13.68)	0:57.14 [6] (0:10.86)	0:46.28 [5] (0:11.17)	0:35.11 [5] (0:11.70)	0:23.41 [5] (0:11.60)	0:11.81 [5] (0:11.81)	1.87L	0:35.11 -2	
5	15	NOUVERRE FILLE Georgina Cartwright	8	68.4 1000m	0:10.98 1000m	1:11.02 [5] (0:13.60)	0:57.42 [4] (0:10.98)	0:46.44 [6] (0:11.20)	0:35.24 [7] (0:11.76)	0:23.48 [7] (0:11.62)	0:11.86 [7] (0:11.86)	3.08L	0:35.24 +6	
6	2	MIL CIENTO Justin Huxtable	12	67.5 800m	0:11.11 800m	1:11.07 [6] (0:14.01)	0:57.06 [10] (0:11.25)	0:45.81 [11] (0:11.11)	0:34.70 [11] (0:11.60)	0:23.10 [11] (0:11.46)	0:11.64 [12] (0:11.64)	3.34L	0:34.70 +8	
7	7	MICROWAVE JENNY Nathan Thomas	10	69.4 800m	0:11.06 1000m	1:11.23 [7] (0:14.14)	0:57.09 [12] (0:11.06)	0:46.03 [10] (0:11.11)	0:34.92 [10] (0:11.60)	0:23.32 [10] (0:11.52)	0:11.80 [11] (0:11.80)	4.29L	0:34.92 +4	
8	17	NINE CARATS Leah Martyn	7	67.8 800m	0:11.13 800m	1:11.24 [8] (0:14.10)	0:57.14 [11] (0:11.17)	0:45.97 [12] (0:11.13)	0:34.84 [12] (0:11.64)	0:23.20 [12] (0:11.34)	0:11.86 [10] (0:11.86)	4.36L	0:34.84 -2	
9	12	JAZZ WORTHY Chelsea Jokic	9	67.1 1000m	0:11.05 800m	1:11.24 [9] (0:13.98)	0:57.26 [9] (0:11.09)	0:46.17 [9] (0:11.05)	0:35.12 [8] (0:11.69)	0:23.43 [9] (0:11.43)	0:12.00 [8] (0:12.00)	4.37L	0:35.12 +3	
10	6	SOFTEN IT UP Amy Graham	2	67.9 1000m	0:10.83 1000m	1:11.27 [10] (0:13.37)	0:57.90 [1] (0:10.83)	0:47.07 [2] (0:11.15)	0:35.92 [2] (0:11.78)	0:24.14 [2] (0:11.82)	0:12.32 [4] (0:12.32)	4.52L	0:35.92 +0	

Scratched: Our Heart Throb (#18), Harvesta (#1), Terminus (#3), Euromantic (#5), Tsunami Force (#16), Naheightkay (#8)

[] Ranking at each section and finish
 -:-:- No data available at this section
 NA No data available

SCN Saddle cloth number
 DNF Did not finish
 DNT Did not track

Mackay QLD Professional

Race 6: Whitsunday Wealth 0 - 55 Handicap - 1200m

17 October 2024 - 16:11



MACKAY TURF CLUB
Ooralea Racecourse

Track Rating: Good 4, Weather: Fine, Rail Position: True

Section		Overall	1000m	800m	600m	400m	200m	Last 600m						
Field Times		1:10.50 (0:13.37)	0:57.13 (0:10.76)	0:46.37 (0:11.16)	0:35.21 (0:11.71)	0:23.50 (0:11.65)	0:11.85 (0:11.85)	0:35.21						
Rank	TAB Horse/Jockey	Barrier	Top Speed [km/h]	Fastest Section										
													Margin	Distance Travelled [m]
11	9 GREYLIST Sean Cormack	3	67.9 1000m	0:10.91 1000m	1:11.34 [11] (0:13.48)	0:57.86 [3] (0:10.91)	0:46.95 [4] (0:11.13)	0:35.82 [4] (0:11.75)	0:24.07 [3] (0:11.77)	0:12.30 [6] (0:12.30)	4.98L	0:35.82	+2	
12	19 BOLD ZIP Olivia Kendal	13	65.9 800m	0:11.21 800m	1:11.35 [12] (0:14.20)	0:57.15 [13] (0:11.26)	0:45.89 [13] (0:11.21)	0:34.68 [13] (0:11.57)	0:23.11 [13] (0:11.38)	0:11.73 [13] (0:11.73)	5.04L	0:34.68	+8	
13	13 TORNADO TORQUE Michael Murphy	11	68.3 1000m	0:11.15 1000m	1:11.67 [13] (0:13.84)	0:57.83 [7] (0:11.15)	0:46.68 [8] (0:11.24)	0:35.44 [9] (0:11.56)	0:23.88 [8] (0:11.56)	0:12.32 [9] (0:12.32)	6.91L	0:35.44	+3	

Scratched: Our Heart Throb (#18), Harvesta (#1), Terminus (#3), Euromantic (#5), Tsunami Force (#16), Naheightkay (#8)



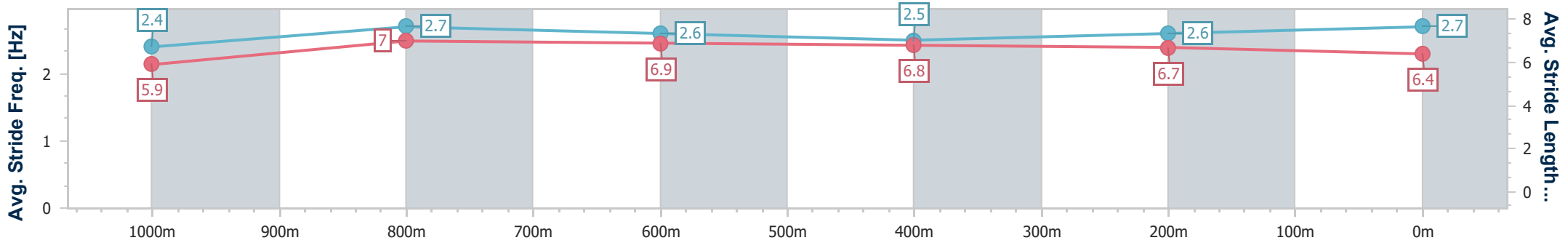
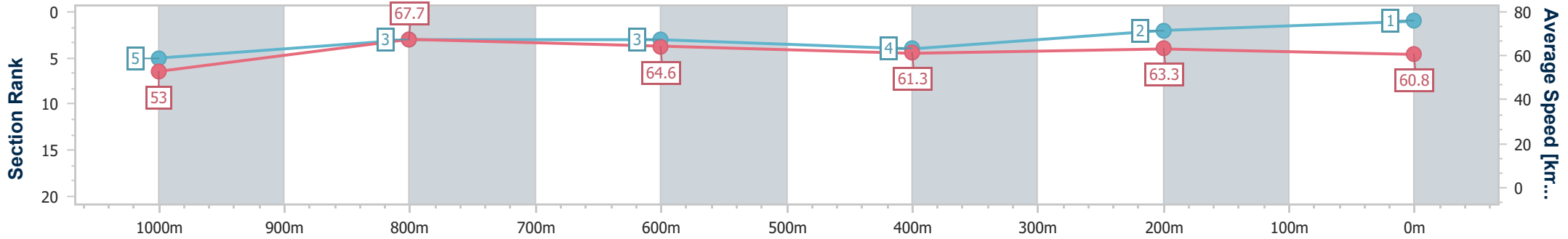
Horse/Jockey Name	Andiron
Final Rank	1
Fastest Section Time (Section)	0:10.64 (1000m)
Top Speed [km/h] (Section)	68.4 (1000m)
Race State	Finished



Mackay QLD Professional
 Race 6: Whitsunday Wealth 0 - 55 Handicap - 1200m
 17 October 2024 - 16:11
 Track Rating: Good 4, Weather: Fine, Rail Position: True



Section	Overall	1000m	800m	600m	400m	200m
Section Times	1:10.50 [1] (0:13.65)	0:56.85 [5] (0:10.64)	0:46.21 [3] (0:11.12)	0:35.09 [3] (0:11.88)	0:23.21 [4] (0:11.39)	0:11.82 [2] (0:11.82)
Average Speed [km/h]	53.0	67.7	64.6	61.3	63.3	60.8
Top Speed [km/h]	67.1	68.4	66.9	63.2	64.6	63.4
Avg. Dist. to Rail [m]	3.6	0.3	0.3	1.4	1.5	2.2
Avg. Stride Freq. [Hz]	2.4	2.7	2.6	2.5	2.6	2.7
Avg. Stride Length [m]	5.9	7.0	6.9	6.8	6.7	6.4



- [] Ranking at each section and finish
- .-.- No data available at this section
- NA No data available



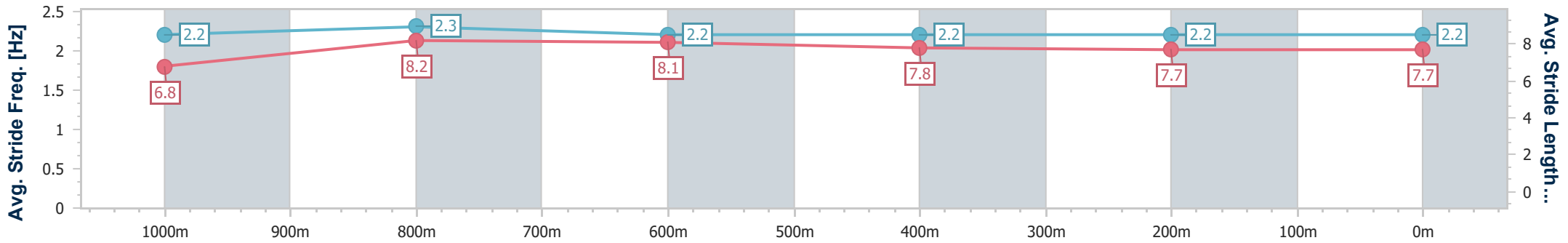
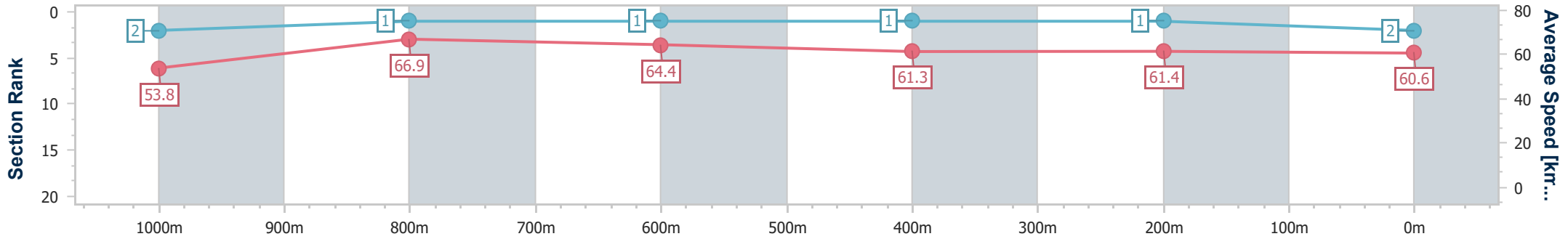
Horse/Jockey Name	Devil Devil
Final Rank	2
Fastest Section Time (Section)	0:10.76 (1000m)
Top Speed [km/h] (Section)	68.2 (1000m)
Race State	Finished



Mackay QLD Professional
 Race 6: Whitsunday Wealth 0 - 55 Handicap - 1200m
 17 October 2024 - 16:11
 Track Rating: Good 4, Weather: Fine, Rail Position: True



Section	Overall	1000m	800m	600m	400m	200m
Section Times	1:10.57 [2] (0:13.37)	0:57.20 [2] (0:10.76)	0:46.44 [1] (0:11.16)	0:35.28 [1] (0:11.71)	0:23.57 [1] (0:11.65)	0:11.92 [1] (0:11.92)
Average Speed [km/h]	53.8	66.9	64.4	61.3	61.4	60.6
Top Speed [km/h]	67.4	68.2	66.0	62.4	62.5	62.4
Avg. Dist. to Rail [m]	1.2	0.4	0.8	0.8	0.4	1.1
Avg. Stride Freq. [Hz]	2.2	2.3	2.2	2.2	2.2	2.2
Avg. Stride Length [m]	6.8	8.2	8.1	7.8	7.7	7.7



- [] Ranking at each section and finish
- .-.- No data available at this section
- NA No data available



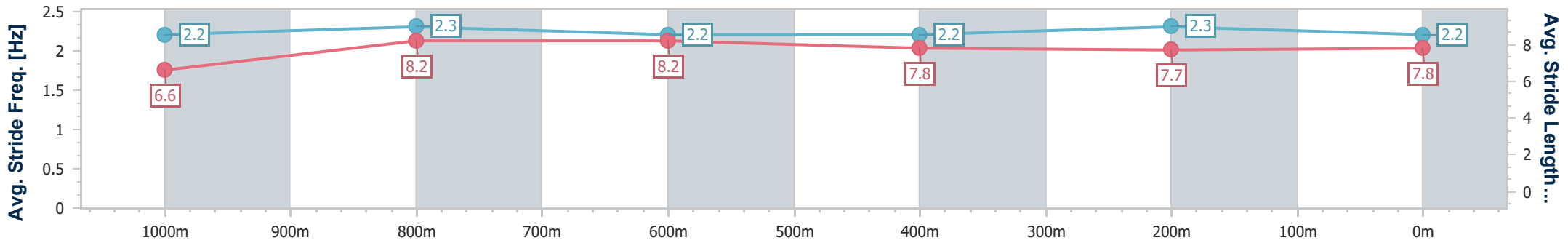
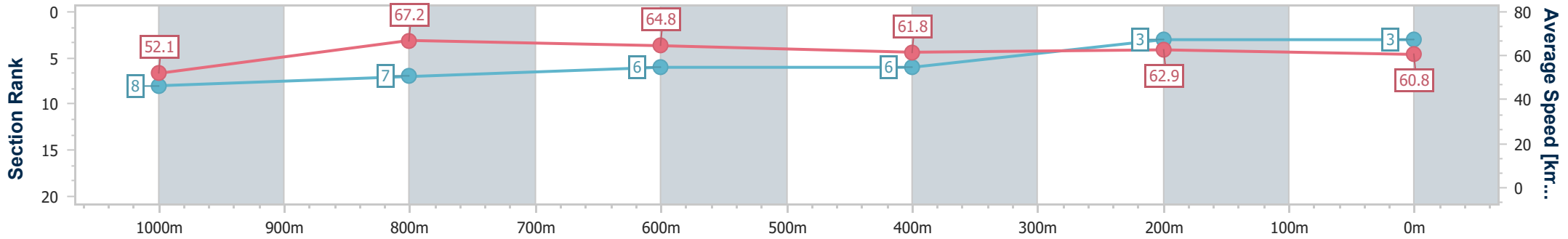
Horse/Jockey Name	Miss De Boom
Final Rank	3
Fastest Section Time (Section)	0:10.72 (1000m)
Top Speed [km/h] (Section)	68.8 (1000m)
Race State	Finished



Mackay QLD Professional
 Race 6: Whitsunday Wealth 0 - 55 Handicap - 1200m
 17 October 2024 - 16:11
 Track Rating: Good 4, Weather: Fine, Rail Position: True



Section	Overall	1000m	800m	600m	400m	200m
Section Times	1:10.81 [3] (0:13.89)	0:56.92 [8] (0:10.72)	0:46.20 [7] (0:11.13)	0:35.07 [6] (0:11.77)	0:23.30 [6] (0:11.43)	0:11.87 [3] (0:11.87)
Average Speed [km/h]	52.1	67.2	64.8	61.8	62.9	60.8
Top Speed [km/h]	65.5	68.8	67.4	62.2	64.8	62.5
Avg. Dist. to Rail [m]	3.0	0.5	1.0	0.9	1.3	2.1
Avg. Stride Freq. [Hz]	2.2	2.3	2.2	2.2	2.3	2.2
Avg. Stride Length [m]	6.6	8.2	8.2	7.8	7.7	7.8



- [] Ranking at each section and finish
- .-.- No data available at this section
- NA No data available



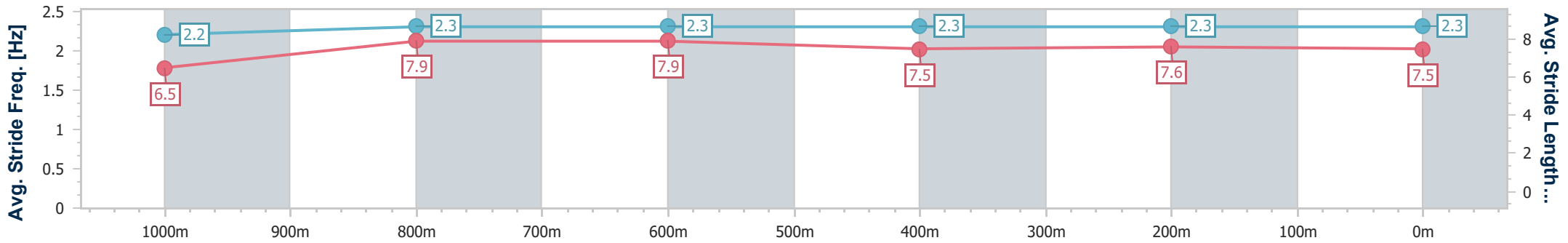
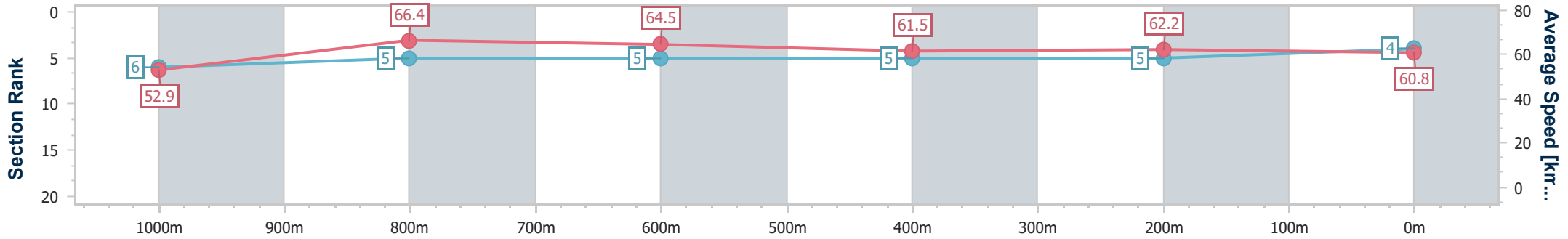
Horse/Jockey Name	Just Frank
Final Rank	4
Fastest Section Time (Section)	0:10.86 (1000m)
Top Speed [km/h] (Section)	67.9 (1000m)
Race State	Finished



Mackay QLD Professional
 Race 6: Whitsunday Wealth 0 - 55 Handicap - 1200m
 17 October 2024 - 16:11
 Track Rating: Good 4, Weather: Fine, Rail Position: True



Section	Overall	1000m	800m	600m	400m	200m
Section Times	1:10.82 [4] (0:13.68)	0:57.14 [6] (0:10.86)	0:46.28 [5] (0:11.17)	0:35.11 [5] (0:11.70)	0:23.41 [5] (0:11.60)	0:11.81 [5]
Average Speed [km/h]	52.9	66.4	64.5	61.5	62.2	60.8
Top Speed [km/h]	66.4	67.9	66.9	62.7	63.8	63.8
Avg. Dist. to Rail [m]	3.4	0.3	0.6	0.7	1.6	3.2
Avg. Stride Freq. [Hz]	2.2	2.3	2.3	2.3	2.3	2.3
Avg. Stride Length [m]	6.5	7.9	7.9	7.5	7.6	7.5



- [] Ranking at each section and finish
- .-.- No data available at this section
- NA No data available



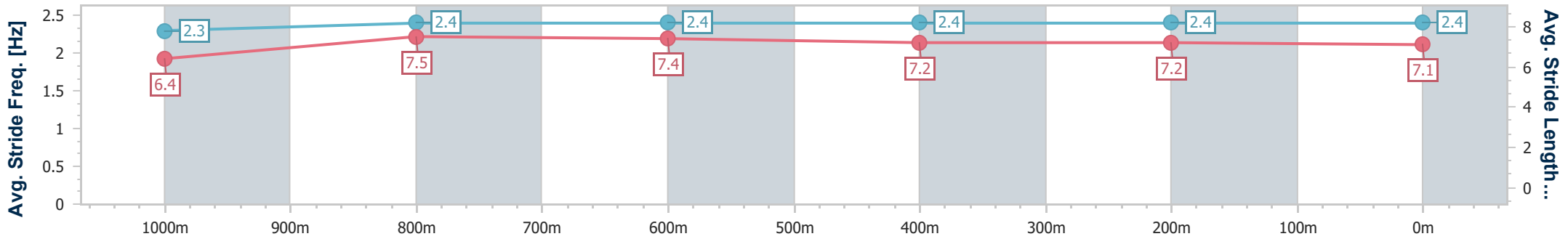
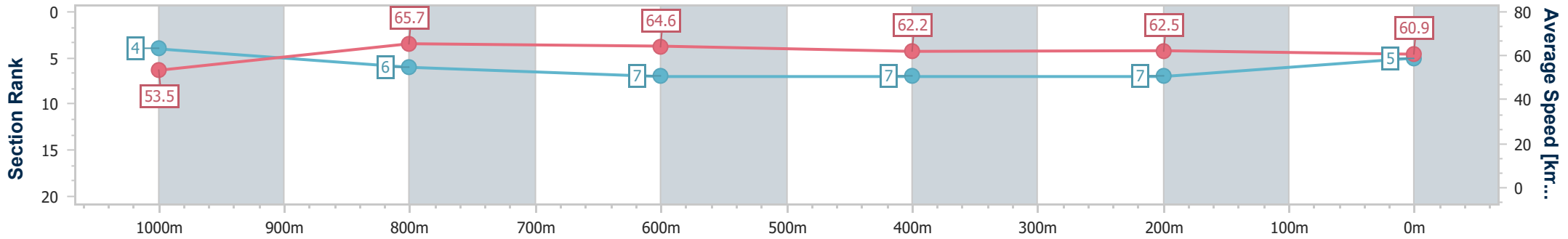
Horse/Jockey Name	Nouverre Fille
Final Rank	5
Fastest Section Time (Section)	0:10.98 (1000m)
Top Speed [km/h] (Section)	68.4 (1000m)
Race State	Finished



Mackay QLD Professional
 Race 6: Whitsunday Wealth 0 - 55 Handicap - 1200m
 17 October 2024 - 16:11
 Track Rating: Good 4, Weather: Fine, Rail Position: True



Section	Overall	1000m	800m	600m	400m	200m
Section Times	1:11.02 [5] (0:13.60)	0:57.42 [4] (0:10.98)	0:46.44 [6] (0:11.20)	0:35.24 [7] (0:11.76)	0:23.48 [7] (0:11.62)	0:11.86 [7] (0:11.86)
Average Speed [km/h]	53.5	65.7	64.6	62.2	62.5	60.9
Top Speed [km/h]	65.1	68.4	67.9	64.5	64.8	62.9
Avg. Dist. to Rail [m]	6.3	1.5	1.2	2.0	5.8	8.5
Avg. Stride Freq. [Hz]	2.3	2.4	2.4	2.4	2.4	2.4
Avg. Stride Length [m]	6.4	7.5	7.4	7.2	7.2	7.1



- [] Ranking at each section and finish
- .-.- No data available at this section
- NA No data available



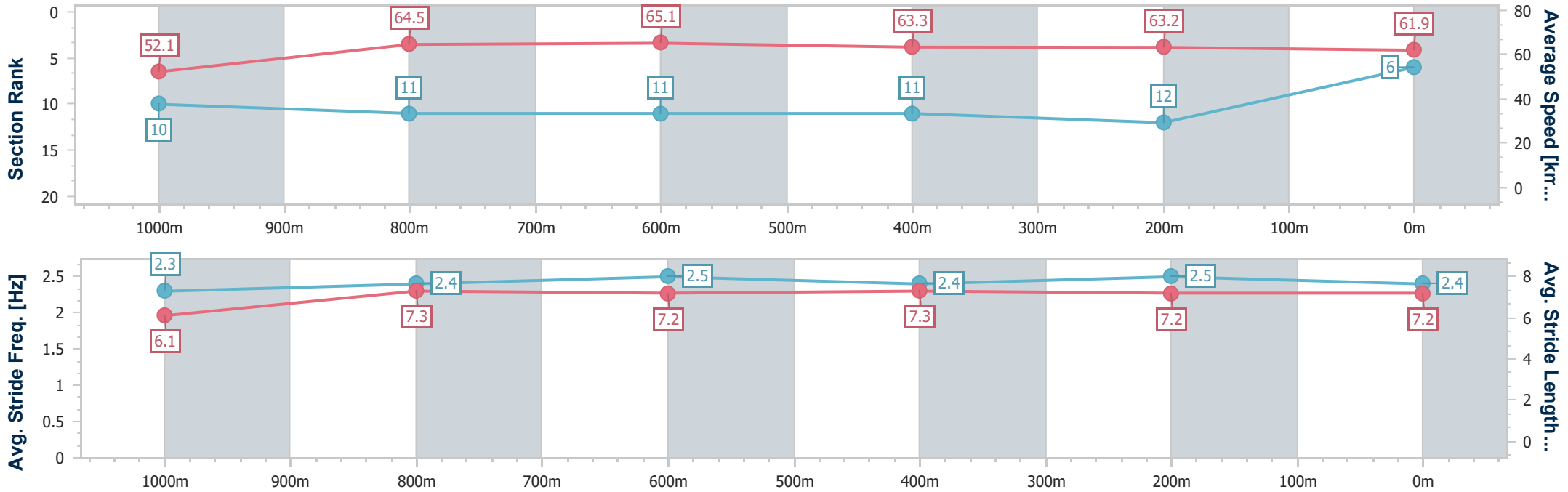
Horse/Jockey Name	Mil Ciento
Final Rank	6
Fastest Section Time (Section)	0:11.11 (800m)
Top Speed [km/h] (Section)	67.5 (800m)
Race State	Finished



Mackay QLD Professional
 Race 6: Whitsunday Wealth 0 - 55 Handicap - 1200m
 17 October 2024 - 16:11
 Track Rating: Good 4, Weather: Fine, Rail Position: True



Section	Overall	1000m	800m	600m	400m	200m
Section Times	1:11.07 [6] (0:14.01)	0:57.06 [10] (0:11.25)	0:45.81 [11] (0:11.11)	0:34.70 [11] (0:11.60)	0:23.10 [11] (0:11.46)	0:11.64 [12] (0:11.64)
Average Speed [km/h]	52.1	64.5	65.1	63.3	63.2	61.9
Top Speed [km/h]	63.4	65.7	67.5	64.7	64.6	63.9
Avg. Dist. to Rail [m]	8.6	2.5	2.4	2.2	6.0	9.4
Avg. Stride Freq. [Hz]	2.3	2.4	2.5	2.4	2.5	2.4
Avg. Stride Length [m]	6.1	7.3	7.2	7.3	7.2	7.2



- [] Ranking at each section and finish
- .-.- No data available at this section
- NA No data available



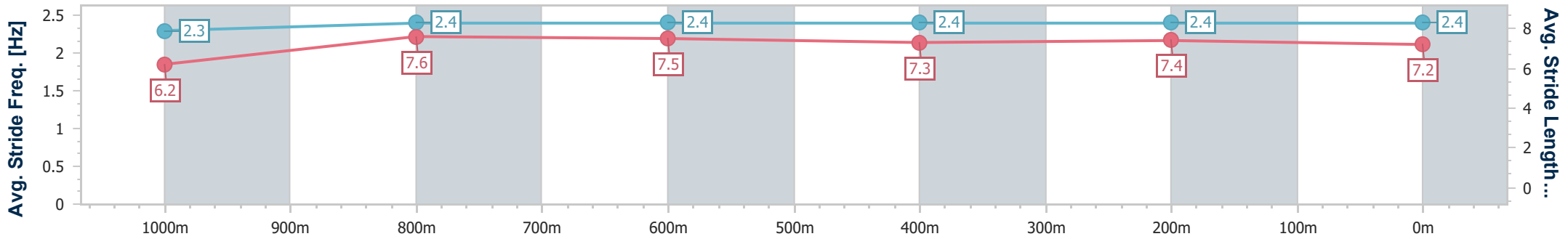
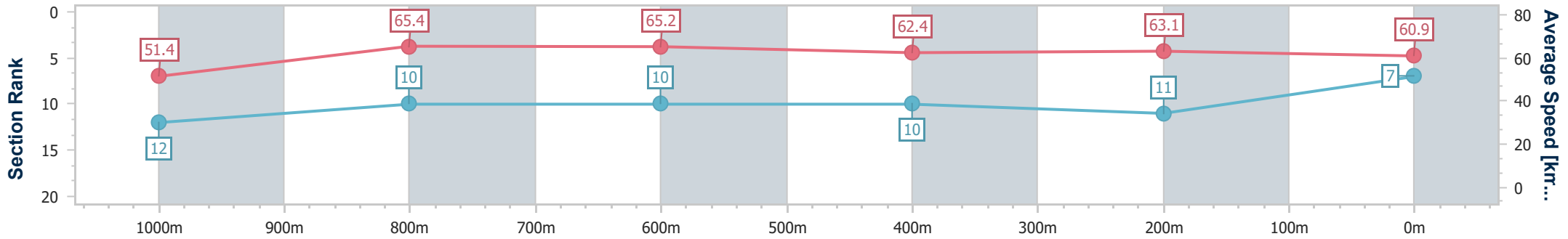
Horse/Jockey Name	Microwave Jenny
Final Rank	7
Fastest Section Time (Section)	0:11.06 (1000m)
Top Speed [km/h] (Section)	69.4 (800m)
Race State	Finished



Mackay QLD Professional
 Race 6: Whitsunday Wealth 0 - 55 Handicap - 1200m
 17 October 2024 - 16:11
 Track Rating: Good 4, Weather: Fine, Rail Position: True



Section	Overall	1000m	800m	600m	400m	200m
Section Times	1:11.23 [7] (0:14.14)	0:57.09 [12] (0:11.06)	0:46.03 [10] (0:11.11)	0:34.92 [10] (0:11.60)	0:23.32 [10] (0:11.52)	0:11.80 [11] (0:11.80)
Average Speed [km/h]	51.4	65.4	65.2	62.4	63.1	60.9
Top Speed [km/h]	64.9	66.7	69.4	63.9	63.6	63.3
Avg. Dist. to Rail [m]	7.4	1.2	1.5	1.4	4.5	3.9
Avg. Stride Freq. [Hz]	2.3	2.4	2.4	2.4	2.4	2.4
Avg. Stride Length [m]	6.2	7.6	7.5	7.3	7.4	7.2



- [] Ranking at each section and finish
- .-.- No data available at this section
- NA No data available



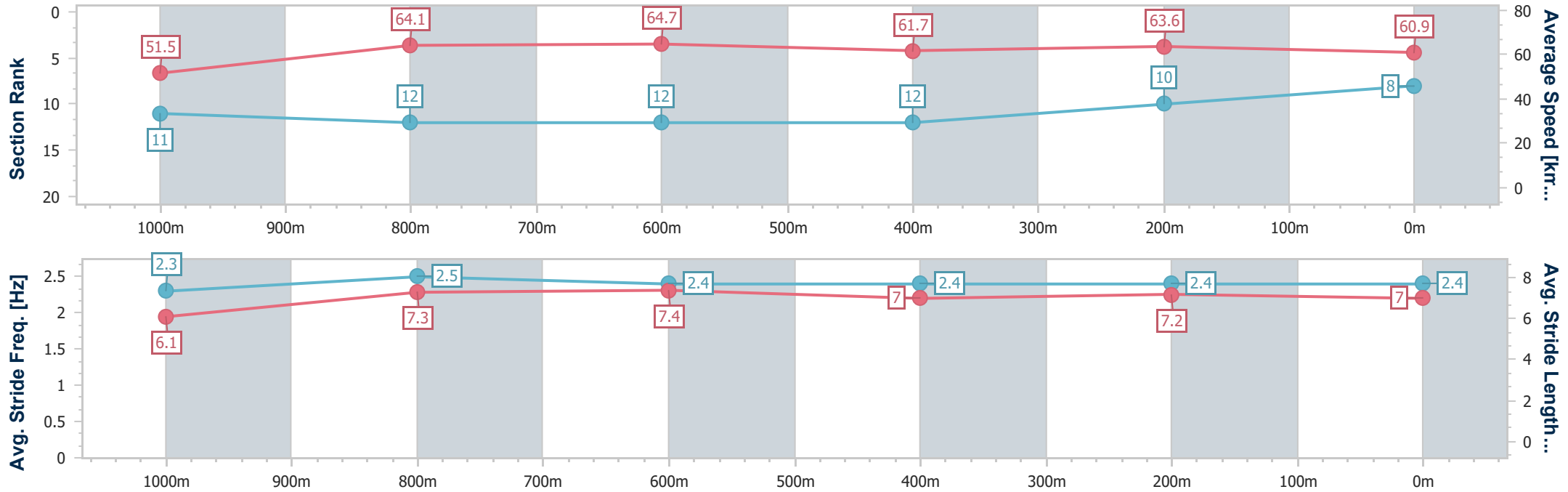
Horse/Jockey Name	Nine Carats
Final Rank	8
Fastest Section Time (Section)	0:11.13 (800m)
Top Speed [km/h] (Section)	67.8 (800m)
Race State	Finished



Mackay QLD Professional
 Race 6: Whitsunday Wealth 0 - 55 Handicap - 1200m
 17 October 2024 - 16:11
 Track Rating: Good 4, Weather: Fine, Rail Position: True



Section	Overall	1000m	800m	600m	400m	200m
Section Times	1:11.24 [8] (0:14.10)	0:57.14 [11] (0:11.17)	0:45.97 [12] (0:11.13)	0:34.84 [12] (0:11.64)	0:23.20 [12] (0:11.34)	0:11.86 [10] (0:11.86)
Average Speed [km/h]	51.5	64.1	64.7	61.7	63.6	60.9
Top Speed [km/h]	64.5	65.7	67.8	63.7	65.0	62.7
Avg. Dist. to Rail [m]	4.9	0.4	0.3	0.5	1.0	1.2
Avg. Stride Freq. [Hz]	2.3	2.5	2.4	2.4	2.4	2.4
Avg. Stride Length [m]	6.1	7.3	7.4	7.0	7.2	7.0



- [] Ranking at each section and finish
- .-.- No data available at this section
- NA No data available



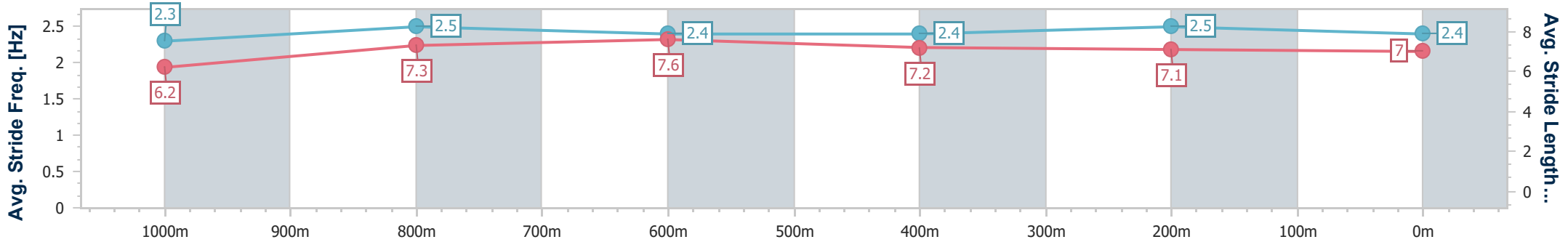
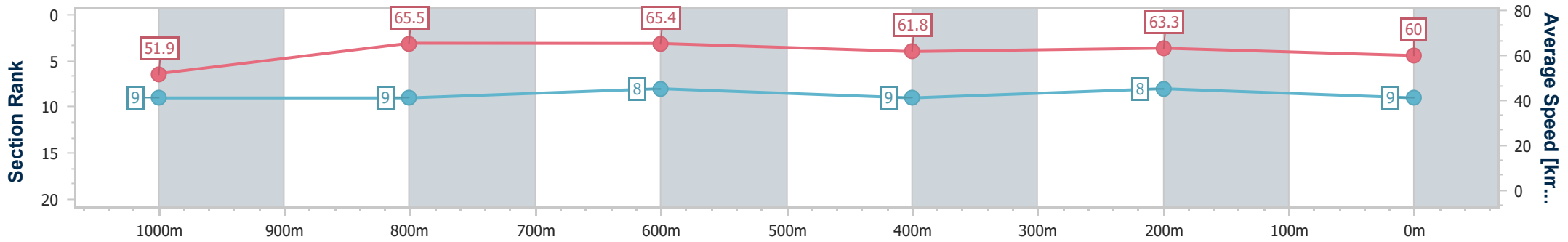
Horse/Jockey Name	Jazz Worthy
Final Rank	9
Fastest Section Time (Section)	0:11.05 (800m)
Top Speed [km/h] (Section)	67.1 (1000m)
Race State	Finished



Mackay QLD Professional
 Race 6: Whitsunday Wealth 0 - 55 Handicap - 1200m
 17 October 2024 - 16:11
 Track Rating: Good 4, Weather: Fine, Rail Position: True



Section	Overall	1000m	800m	600m	400m	200m
Section Times	1:11.24 [9] (0:13.98)	0:57.26 [9] (0:11.09)	0:46.17 [9] (0:11.05)	0:35.12 [8] (0:11.69)	0:23.43 [9] (0:11.43)	0:12.00 [8]
Average Speed [km/h]	51.9	65.5	65.4	61.8	63.3	60.0
Top Speed [km/h]	64.0	67.1	67.1	64.2	64.4	63.5
Avg. Dist. to Rail [m]	6.8	2.4	1.8	0.7	3.1	5.2
Avg. Stride Freq. [Hz]	2.3	2.5	2.4	2.4	2.5	2.4
Avg. Stride Length [m]	6.2	7.3	7.6	7.2	7.1	7.0



- [] Ranking at each section and finish
- .-.- No data available at this section
- NA No data available



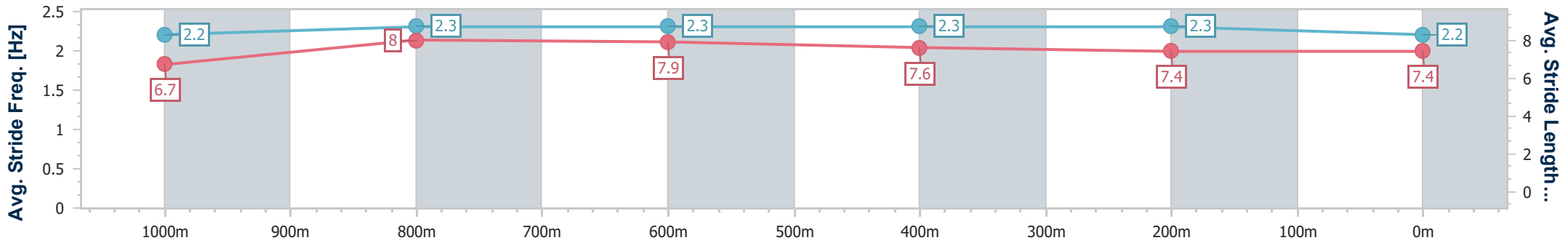
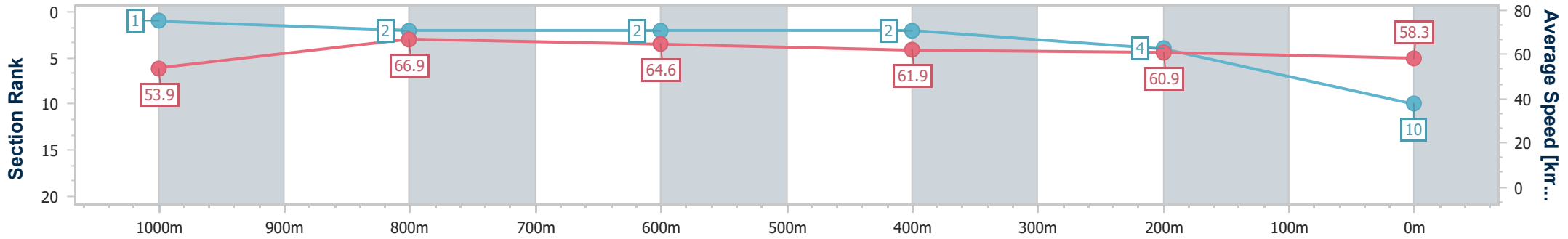
Horse/Jockey Name	Soften It Up
Final Rank	10
Fastest Section Time (Section)	0:10.83 (1000m)
Top Speed [km/h] (Section)	67.9 (1000m)
Race State	Finished



Mackay QLD Professional
 Race 6: Whitsunday Wealth 0 - 55 Handicap - 1200m
 17 October 2024 - 16:11
 Track Rating: Good 4, Weather: Fine, Rail Position: True



Section	Overall	1000m	800m	600m	400m	200m
Section Times	1:11.27 [10] (0:13.37)	0:57.90 [1] (0:10.83)	0:47.07 [2] (0:11.15)	0:35.92 [2] (0:11.78)	0:24.14 [2] (0:11.82)	0:12.32 [4] (0:12.32)
Average Speed [km/h]	53.9	66.9	64.6	61.9	60.9	58.3
Top Speed [km/h]	66.8	67.9	67.0	63.2	61.6	60.1
Avg. Dist. to Rail [m]	2.4	0.6	1.2	1.3	2.5	3.9
Avg. Stride Freq. [Hz]	2.2	2.3	2.3	2.3	2.3	2.2
Avg. Stride Length [m]	6.7	8.0	7.9	7.6	7.4	7.4



- [] Ranking at each section and finish
- .-.- No data available at this section
- NA No data available



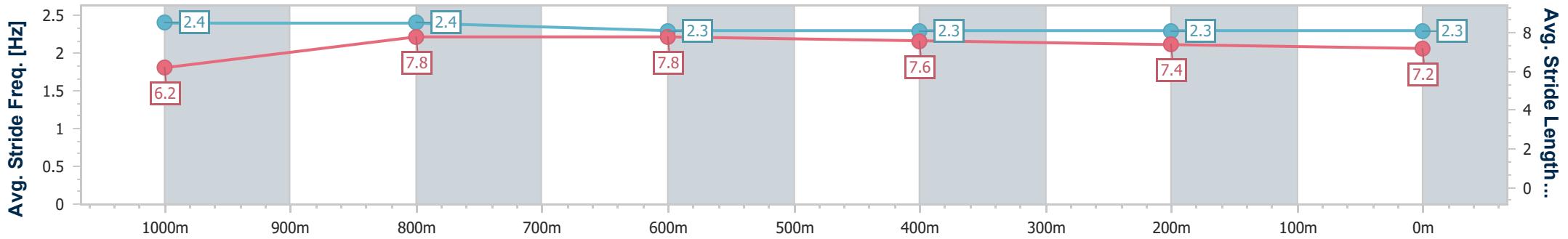
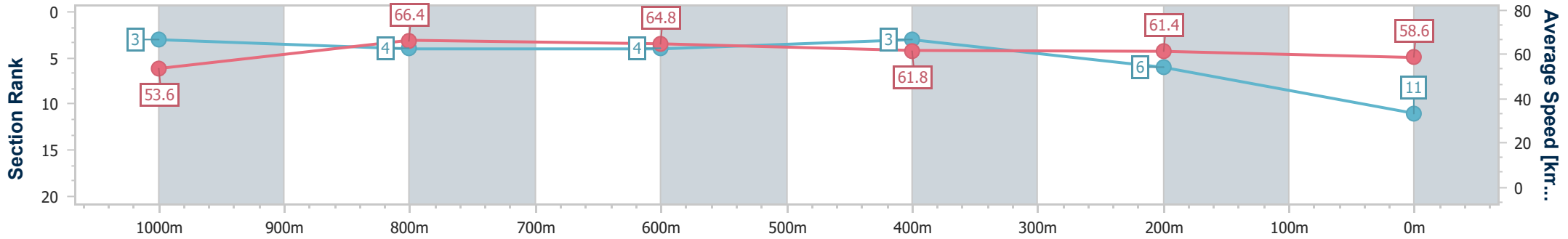
Horse/Jockey Name	Greylist
Final Rank	11
Fastest Section Time (Section)	0:10.91 (1000m)
Top Speed [km/h] (Section)	67.9 (1000m)
Race State	Finished



Mackay QLD Professional
Race 6: Whitsunday Wealth 0 - 55 Handicap - 1200m
17 October 2024 - 16:11
Track Rating: Good 4, Weather: Fine, Rail Position: True



Section	Overall	1000m	800m	600m	400m	200m
Section Times	1:11.34 [11] (0:13.48)	0:57.86 [3] (0:10.91)	0:46.95 [4] (0:11.13)	0:35.82 [4] (0:11.75)	0:24.07 [3] (0:11.77)	0:12.30 [6] (0:12.30)
Average Speed [km/h]	53.6	66.4	64.8	61.8	61.4	58.6
Top Speed [km/h]	65.9	67.9	66.6	63.5	62.3	60.7
Avg. Dist. to Rail [m]	2.3	0.9	1.1	1.4	3.7	6.2
Avg. Stride Freq. [Hz]	2.4	2.4	2.3	2.3	2.3	2.3
Avg. Stride Length [m]	6.2	7.8	7.8	7.6	7.4	7.2



- [] Ranking at each section and finish
- .-.- No data available at this section
- NA No data available



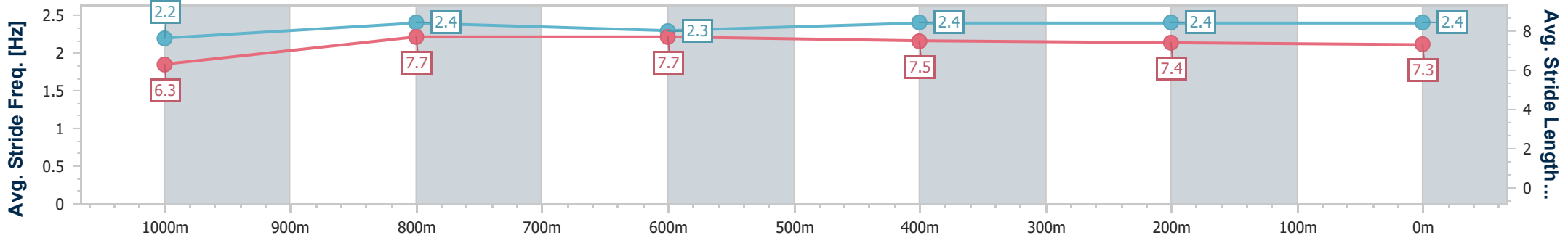
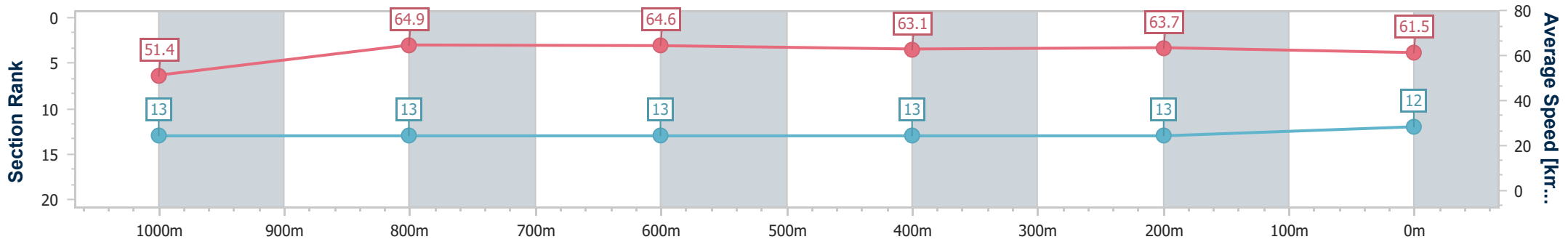
Horse/Jockey Name	Bold Zip
Final Rank	12
Fastest Section Time (Section)	0:11.21 (800m)
Top Speed [km/h] (Section)	65.9 (800m)
Race State	Finished



Mackay QLD Professional
 Race 6: Whitsunday Wealth 0 - 55 Handicap - 1200m
 17 October 2024 - 16:11
 Track Rating: Good 4, Weather: Fine, Rail Position: True



Section	Overall	1000m	800m	600m	400m	200m
Section Times	1:11.35 [12] (0:14.20)	0:57.15 [13] (0:11.26)	0:45.89 [13] (0:11.21)	0:34.68 [13] (0:11.57)	0:23.11 [13] (0:11.38)	0:11.73 [13] (0:11.73)
Average Speed [km/h]	51.4	64.9	64.6	63.1	63.7	61.5
Top Speed [km/h]	65.5	65.9	65.9	64.5	65.2	64.2
Avg. Dist. to Rail [m]	10.7	4.4	2.3	1.9	5.7	10.2
Avg. Stride Freq. [Hz]	2.2	2.4	2.3	2.4	2.4	2.4
Avg. Stride Length [m]	6.3	7.7	7.7	7.5	7.4	7.3



- [] Ranking at each section and finish
- .-.- No data available at this section
- NA No data available



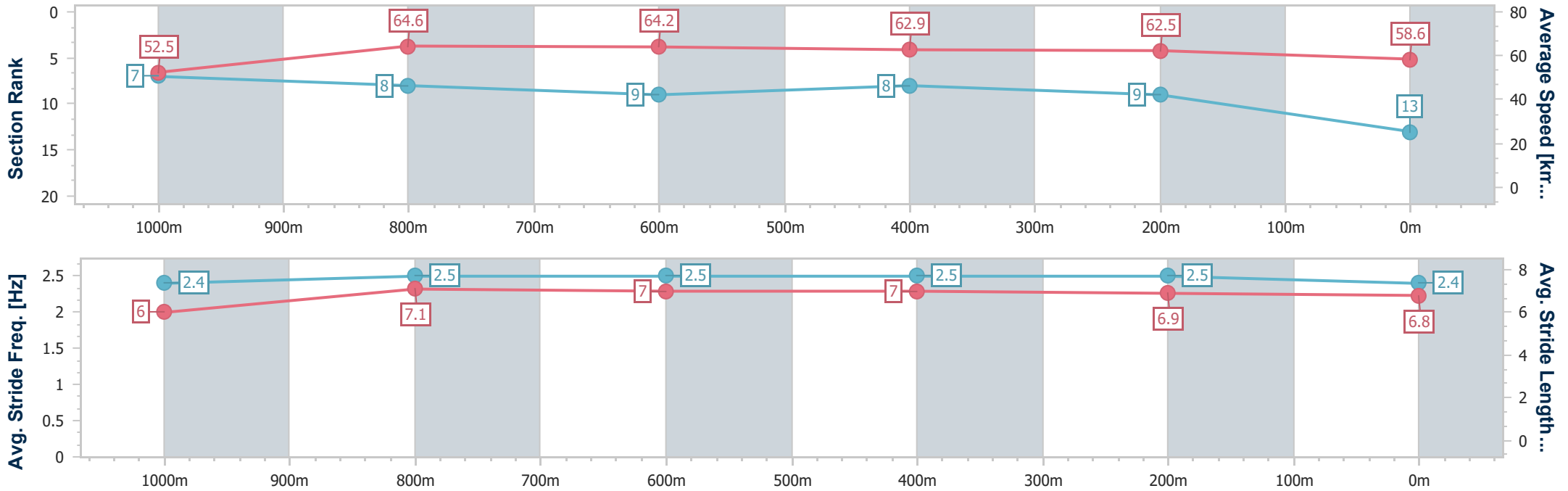
Horse/Jockey Name	Tornado Torque
Final Rank	13
Fastest Section Time (Section)	0:11.15 (1000m)
Top Speed [km/h] (Section)	68.3 (1000m)
Race State	Finished



Mackay QLD Professional
 Race 6: Whitsunday Wealth 0 - 55 Handicap - 1200m
 17 October 2024 - 16:11
 Track Rating: Good 4, Weather: Fine, Rail Position: True



Section	Overall	1000m	800m	600m	400m	200m
Section Times	1:11.67 [13] (0:13.84)	0:57.83 [7] (0:11.15)	0:46.68 [8] (0:11.24)	0:35.44 [9] (0:11.56)	0:23.88 [8] (0:11.56)	0:12.32 [9] (0:12.32)
Average Speed [km/h]	52.5	64.6	64.2	62.9	62.5	58.6
Top Speed [km/h]	64.1	68.3	67.4	64.3	63.7	61.2
Avg. Dist. to Rail [m]	7.2	0.8	1.0	1.0	3.9	6.7
Avg. Stride Freq. [Hz]	2.4	2.5	2.5	2.5	2.5	2.4
Avg. Stride Length [m]	6.0	7.1	7.0	7.0	6.9	6.8



- [] Ranking at each section and finish
- .-.- No data available at this section
- NA No data available



Mackay QLD Professional
Race 7: Book For Christmas Raceday Sat 14th Dec BENCHMARK 55
Handicap - 1560m
17 October 2024 - 16:46



MACKAY TURF CLUB
 Ooralea Racecourse

Track Rating: Good 4, Weather: Fine, Rail Position: True

Section		Overall	1400m	1200m	1000m	800m	600m	400m	Last 600m				
Field Times		1:33.35 (0:11.21)	1:22.14 (0:11.20)	1:10.94 (0:11.06)	0:59.88 (0:11.27)	0:48.61 (0:11.62)	0:36.99 (0:12.00)	0:24.99 (0:12.14)	0:36.99				
Rank	TAB Horse/Jockey	Barrier	Top Speed [km/h]	Fastest Section									Distance Travelled [m]
1	2 POET'S DAY Leah Martyn	2	66.8 1200m	0:11.06 1200m	1:33.35 [1] (0:11.21)	1:22.14 [1] (0:11.20)	1:10.94 [1] (0:11.06)	0:59.88 [1] (0:11.27)	0:48.61 [1] (0:11.62)	0:36.99 [1] (0:12.00)	0:24.99 [1] (0:12.14)	0:36.99	
2	8 BO BO BEWARE Justin Huxtable	14	65.8 1400m	0:11.32 1200m	1:33.60 [2] (0:11.33)	1:22.27 [4] (0:11.39)	1:10.88 [4] (0:11.32)	0:59.56 [5] (0:11.37)	0:48.19 [5] (0:11.65)	0:36.54 [6] (0:11.87)	0:24.67 [6] (0:12.03)	0:36.54	+7
3	7 ROY'S ROAD Ashley Butler	4	65.5 1200m	0:11.22 1200m	1:33.87 [3] (0:11.31)	1:22.56 [2] (0:11.29)	1:11.27 [2] (0:11.22)	1:00.05 [3] (0:11.33)	0:48.72 [3] (0:11.61)	0:37.11 [3] (0:11.96)	0:25.15 [3] (0:12.19)	0:37.11	+4
4	4 MIGHTY JUDD Justin Stanley	11	67.4 1400m	0:11.25 1400m	1:33.95 [4] (0:11.55)	1:22.40 [7] (0:11.25)	1:11.15 [5] (0:11.29)	0:59.86 [6] (0:11.33)	0:48.53 [6] (0:11.57)	0:36.96 [5] (0:11.83)	0:25.13 [5] (0:12.06)	0:36.96	+2
5	3 THREE WISE MEN McKenzie Apel	6	64.9 1200m	0:11.40 1000m	1:34.04 [5] (0:11.59)	1:22.45 [8] (0:11.56)	1:10.89 [8] (0:11.43)	0:59.46 [9] (0:11.40)	0:48.06 [9] (0:11.62)	0:36.44 [9] (0:11.76)	0:24.68 [9] (0:11.97)	0:36.44	+8
6	10 EYES ARE LION Chelsea Jovic	5	64.5 1000m	0:11.28 1000m	1:34.30 [6] (0:11.81)	1:22.49 [11] (0:11.67)	1:10.82 [12] (0:11.43)	0:59.39 [12] (0:11.28)	0:48.11 [10] (0:11.54)	0:36.57 [10] (0:11.80)	0:24.77 [10] (0:11.87)	0:36.57	+1
7	14 MILKY ROCKET Ryan Wiggins	10	66.8 1200m	0:11.00 1200m	1:34.32 [7] (0:11.32)	1:23.00 [3] (0:11.31)	1:11.69 [3] (0:11.00)	1:00.69 [2] (0:11.35)	0:49.34 [2] (0:11.62)	0:37.72 [2] (0:11.97)	0:25.75 [2] (0:12.33)	0:37.72	+2
8	13 HOLY CROWN Jaimee-Lee Devine	3	65.3 1000m	0:11.29 1000m	1:34.32 [8] (0:11.76)	1:22.56 [10] (0:11.40)	1:11.16 [9] (0:11.41)	0:59.75 [8] (0:11.29)	0:48.46 [8] (0:11.49)	0:36.97 [8] (0:11.80)	0:25.17 [8] (0:12.02)	0:36.97	-3
9	6 ORCA Sean Cormack	13	65.2 800m	0:11.33 1000m	1:34.43 [9] (0:11.87)	1:22.56 [13] (0:11.93)	1:10.63 [13] (0:11.40)	0:59.23 [13] (0:11.33)	0:47.90 [13] (0:11.54)	0:36.36 [14] (0:11.82)	0:24.54 [14] (0:11.95)	0:36.36	+9
10	12 GIGI FILLE Georgina Cartwright	12	65.6 1400m	0:11.34 1200m	1:34.44 [10] (0:11.49)	1:22.95 [6] (0:11.40)	1:11.55 [7] (0:11.34)	1:00.21 [7] (0:11.39)	0:48.82 [7] (0:11.63)	0:37.19 [7] (0:11.88)	0:25.31 [7] (0:12.11)	0:37.19	+8

Scratched: Blue Ray (#1), Kellers Shelter (#5)

[] Ranking at each section and finish
 -:-:- No data available at this section
 NA No data available

SCN Saddle cloth number
 DNF Did not finish
 DNT Did not track



Mackay QLD Professional
Race 7: Book For Christmas Raceday Sat 14th Dec BENCHMARK 55
Handicap - 1560m
17 October 2024 - 16:46



MACKAY TURF CLUB
 Ooralea Racecourse

Track Rating: Good 4, Weather: Fine, Rail Position: True

Section		Overall	1400m	1200m	1000m	800m	600m	400m	Last 600m				
Field Times		1:33.35 (0:11.21)	1:22.14 (0:11.20)	1:10.94 (0:11.06)	0:59.88 (0:11.27)	0:48.61 (0:11.62)	0:36.99 (0:12.00)	0:24.99 (0:12.14)	0:36.99				
Rank	TAB Horse/Jockey	Barrier	Top Speed [km/h]	Fastest Section	Distance Travelled [m]								
11	9 BROMES Jackson Murphy	1	66.0 1200m	0:11.11 1200m	1:34.55 [11] (0:11.43)	1:23.12 [5] (0:11.39)	1:11.73 [6] (0:11.11)	1:00.62 [4] (0:11.38)	0:49.24 [4] (0:11.62)	0:37.62 [4] (0:11.83)	0:25.79 [4] (0:12.26)	0:37.62	-3
12	16 MISS SHALAA Nathan Thomas	7	64.8 1000m	0:11.33 1000m	1:34.64 [12] (0:11.84)	1:22.80 [12] (0:11.63)	1:11.17 [11] (0:11.41)	0:59.76 [10] (0:11.33)	0:48.43 [11] (0:11.52)	0:36.91 [11] (0:11.86)	0:25.05 [11] (0:12.11)	0:36.91	+6
13	11 YOUNG HENRY Adam Sewell	8	64.7 1000m	0:11.24 1000m	1:34.68 [13] (0:12.00)	1:22.68 [14] (0:11.89)	1:10.79 [14] (0:11.48)	0:59.31 [14] (0:11.24)	0:48.07 [14] (0:11.43)	0:36.64 [13] (0:11.75)	0:24.89 [13] (0:11.89)	0:36.64	+0
14	15 LENNY ROCKET Olivia Kendal	9	65.1 1400m	0:11.37 1000m	1:35.00 [14] (0:11.70)	1:23.30 [9] (0:11.65)	1:11.65 [10] (0:11.54)	1:00.11 [11] (0:11.37)	0:48.74 [12] (0:11.51)	0:37.23 [12] (0:11.88)	0:25.35 [12] (0:12.18)	0:37.23	+11

Scratched: Blue Ray (#1), Kellers Shelter (#5)

[] Ranking at each section and finish
 -:-:- No data available at this section
 NA No data available

SCN Saddle cloth number
 DNF Did not finish
 DNT Did not track



Mackay QLD Professional
Race 7: Book For Christmas Raceday Sat 14th Dec BENCHMARK 55
Handicap - 1560m
17 October 2024 - 16:46



Track Rating: Good 4, Weather: Fine, Rail Position: True

Section				200m				Last 600m	
Field Times				0:12.85 (0:12.85)				0:36.99	
Rank	TAB	Horse/Jockey	Barrier	Top Speed [km/h]	Fastest Section	Margin			Distance Travelled [m]
1	2	POET'S DAY Leah Martyn	2	66.8 1200m	0:11.06 1200m	0:12.85 [1] (0:12.85)	1:33.35		0:36.99
2	8	BO BO BEWARE Justin Huxtable	14	65.8 1400m	0:11.32 1200m	0:12.64 [5] (0:12.64)	1.49L		0:36.54 +7
3	7	ROY'S ROAD Ashley Butler	4	65.5 1200m	0:11.22 1200m	0:12.96 [4] (0:12.96)	3.11L		0:37.11 +4
4	4	MIGHTY JUDD Justin Stanley	11	67.4 1400m	0:11.25 1400m	0:13.07 [2] (0:13.07)	3.59L		0:36.96 +2
5	3	THREE WISE MEN McKenzie Apel	6	64.9 1200m	0:11.40 1000m	0:12.71 [9] (0:12.71)	4.11L		0:36.44 +8
6	10	EYES ARE LION Chelsea Jokic	5	64.5 1000m	0:11.28 1000m	0:12.90 [10] (0:12.90)	5.59L		0:36.57 +1
7	14	MILKY ROCKET Ryan Wiggins	10	66.8 1200m	0:11.00 1200m	0:13.42 [3] (0:13.42)	5.7L		0:37.72 +2
8	13	HOLY CROWN Jaimee-Lee Devine	3	65.3 1000m	0:11.29 1000m	0:13.15 [7] (0:13.15)	5.73L		0:36.97 -3
9	6	ORCA Sean Cormack	13	65.2 800m	0:11.33 1000m	0:12.59 [14] (0:12.59)	6.36L		0:36.36 +9
10	12	GIGI FILLE Georgina Cartwright	12	65.6 1400m	0:11.34 1200m	0:13.20 [8] (0:13.20)	6.44L		0:37.19 +8

Scratched: Blue Ray (#1), Kellers Shelter (#5)

[] Ranking at each section and finish
 -:-:- No data available at this section
 NA No data available

SCN Saddle cloth number
 DNF Did not finish
 DNT Did not track



Mackay QLD Professional
Race 7: Book For Christmas Raceday Sat 14th Dec BENCHMARK 55
Handicap - 1560m
17 October 2024 - 16:46



MACKAY TURF CLUB
 Ooralea Racecourse

Track Rating: Good 4, Weather: Fine, Rail Position: True

Section				200m				Last 600m		
Field Times				0:12.85 (0:12.85)				0:36.99		
Rank	TAB	Horse/Jockey	Barrier	Top Speed [km/h]	Fastest Section	Margin			Distance Travelled [m]	
11	9	BROMES	1	66.0	0:11.11	0:13.53 [6]	7.1L		0:37.62	-3
		Jackson Murphy		1200m	1200m	(0:13.53)				
12	16	MISS SHALAA	7	64.8	0:11.33	0:12.94 [12]	7.62L		0:36.91	+6
		Nathan Thomas		1000m	1000m	(0:12.94)				
13	11	YOUNG HENRY	8	64.7	0:11.24	0:13.00 [11]	7.84L		0:36.64	+0
		Adam Sewell		1000m	1000m	(0:13.00)				
14	15	LENNY ROCKET	9	65.1	0:11.37	0:13.17 [13]	9.72L		0:37.23	+11
		Olivia Kendal		1400m	1000m	(0:13.17)				

Scratched: Blue Ray (#1), Kellers Shelter (#5)

[] Ranking at each section and finish
 -:-:- No data available at this section
 NA No data available

SCN Saddle cloth number
 DNF Did not finish
 DNT Did not track



Horse/Jockey Name	Poet's Day
Final Rank	1
Fastest Section Time (Section)	0:11.06 (1200m)
Top Speed [km/h] (Section)	66.8 (1200m)
Race State	Finished



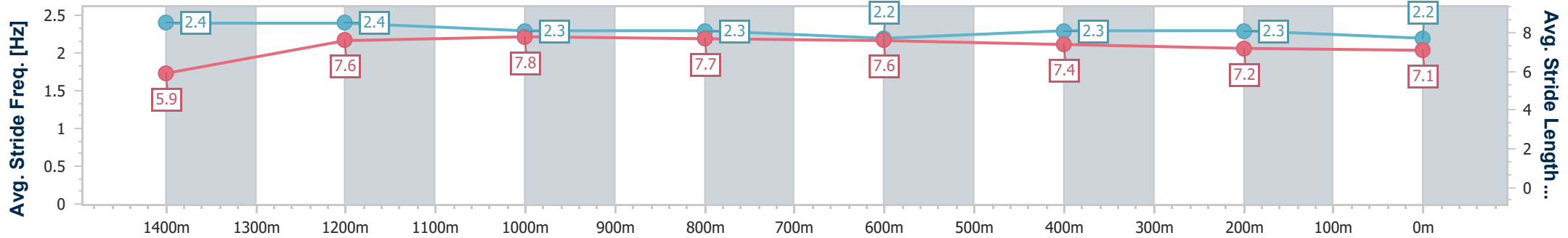
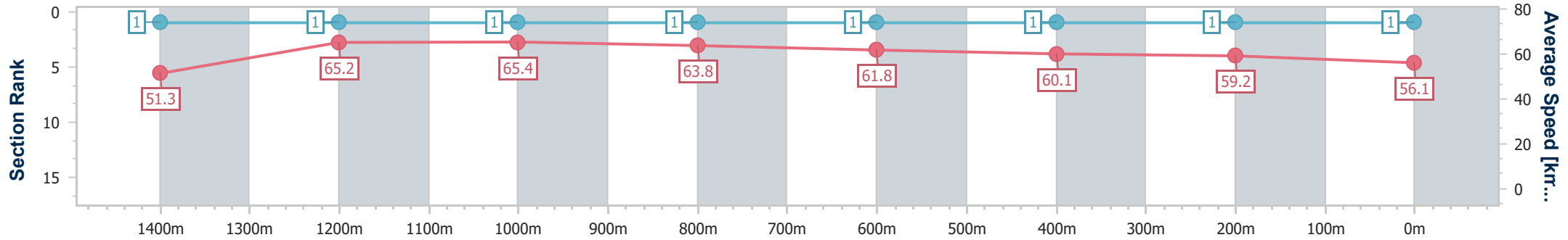
Mackay QLD Professional
Race 7: Book For Christmas Raceday Sat 14th Dec
BENCHMARK 55 Handicap - 1560m



17 October 2024 - 16:46

Track Rating: Good 4, Weather: Fine, Rail Position: True

Section	Overall	1400m	1200m	1000m	800m	600m	400m	200m
Section Times	1:33.35 [1] (0:11.21)	1:22.14 [1] (0:11.20)	1:10.94 [1] (0:11.06)	0:59.88 [1] (0:11.27)	0:48.61 [1] (0:11.62)	0:36.99 [1] (0:12.00)	0:24.99 [1] (0:12.14)	0:12.85 [1] (0:12.85)
Average Speed [km/h]	51.3	65.2	65.4	63.8	61.8	60.1	59.2	56.1
Top Speed [km/h]	64.9	66.4	66.8	65.4	63.0	60.6	60.1	58.8
Avg. Dist. to Rail [m]	3.0	2.5	1.5	0.4	0.3	0.4	1.3	3.9
Avg. Stride Freq. [Hz]	2.4	2.4	2.3	2.3	2.2	2.3	2.3	2.2
Avg. Stride Length [m]	5.9	7.6	7.8	7.7	7.6	7.4	7.2	7.1



- [] Ranking at each section and finish
- .-.- No data available at this section
- NA No data available



Horse/Jockey Name	Bo Bo Beware
Final Rank	2
Fastest Section Time (Section)	0:11.32 (1200m)
Top Speed [km/h] (Section)	65.8 (1400m)
Race State	Finished



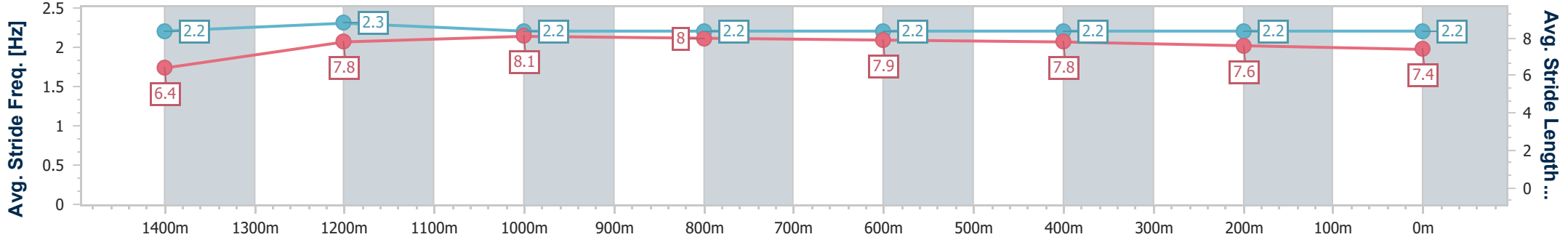
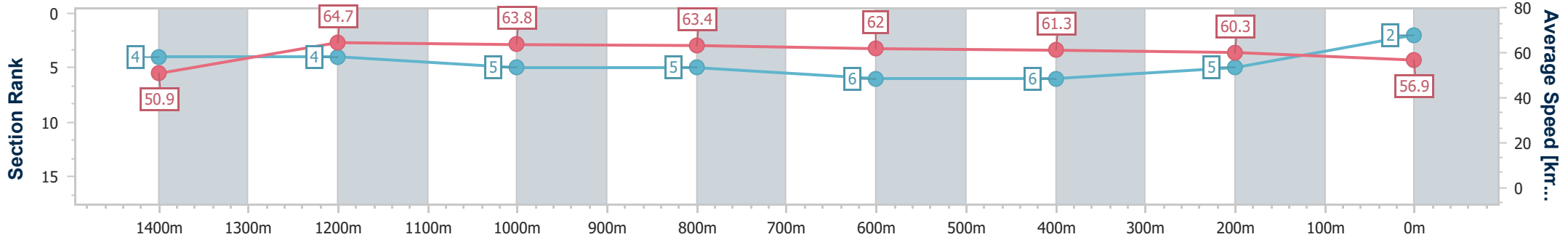
Mackay QLD Professional
Race 7: Book For Christmas Raceday Sat 14th Dec
BENCHMARK 55 Handicap - 1560m



17 October 2024 - 16:46

Track Rating: Good 4, Weather: Fine, Rail Position: True

Section	Overall	1400m	1200m	1000m	800m	600m	400m	200m
Section Times	1:33.60 [2] (0:11.33)	1:22.27 [4] (0:11.39)	1:10.88 [4] (0:11.32)	0:59.56 [5] (0:11.37)	0:48.19 [5] (0:11.65)	0:36.54 [6] (0:11.87)	0:24.67 [6] (0:12.03)	0:12.64 [5] (0:12.64)
Average Speed [km/h]	50.9	64.7	63.8	63.4	62.0	61.3	60.3	56.9
Top Speed [km/h]	64.9	65.8	65.0	63.8	62.5	62.1	60.8	60.1
Avg. Dist. to Rail [m]	11.5	5.3	1.3	0.2	1.1	1.5	4.5	5.0
Avg. Stride Freq. [Hz]	2.2	2.3	2.2	2.2	2.2	2.2	2.2	2.2
Avg. Stride Length [m]	6.4	7.8	8.1	8.0	7.9	7.8	7.6	7.4



- [] Ranking at each section and finish
- .-.- No data available at this section
- NA No data available



Horse/Jockey Name	Roy's Road
Final Rank	3
Fastest Section Time (Section)	0:11.22 (1200m)
Top Speed [km/h] (Section)	65.5 (1200m)
Race State	Finished



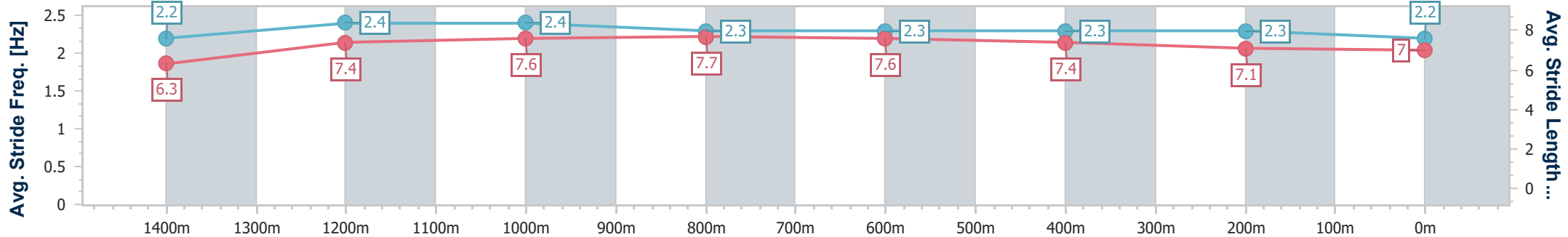
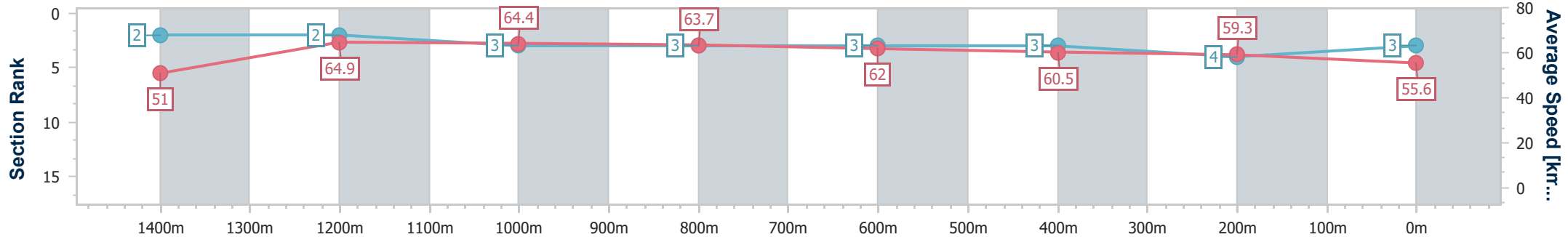
Mackay QLD Professional
Race 7: Book For Christmas Raceday Sat 14th Dec
BENCHMARK 55 Handicap - 1560m



17 October 2024 - 16:46

Track Rating: Good 4, Weather: Fine, Rail Position: True

Section	Overall	1400m	1200m	1000m	800m	600m	400m	200m
Section Times	1:33.87 [3] (0:11.31)	1:22.56 [2] (0:11.29)	1:11.27 [2] (0:11.22)	1:00.05 [3] (0:11.33)	0:48.72 [3] (0:11.61)	0:37.11 [3] (0:11.96)	0:25.15 [3] (0:12.19)	0:12.96 [4] (0:12.96)
Average Speed [km/h]	51.0	64.9	64.4	63.7	62.0	60.5	59.3	55.6
Top Speed [km/h]	63.9	65.3	65.5	64.9	62.8	61.1	60.2	58.6
Avg. Dist. to Rail [m]	3.6	3.4	2.5	1.0	0.7	0.8	3.1	3.9
Avg. Stride Freq. [Hz]	2.2	2.4	2.4	2.3	2.3	2.3	2.3	2.2
Avg. Stride Length [m]	6.3	7.4	7.6	7.7	7.6	7.4	7.1	7.0



- [] Ranking at each section and finish
- .-.- No data available at this section
- NA No data available



Horse/Jockey Name	Mighty Judd
Final Rank	4
Fastest Section Time (Section)	0:11.25 (1400m)
Top Speed [km/h] (Section)	67.4 (1400m)
Race State	Finished



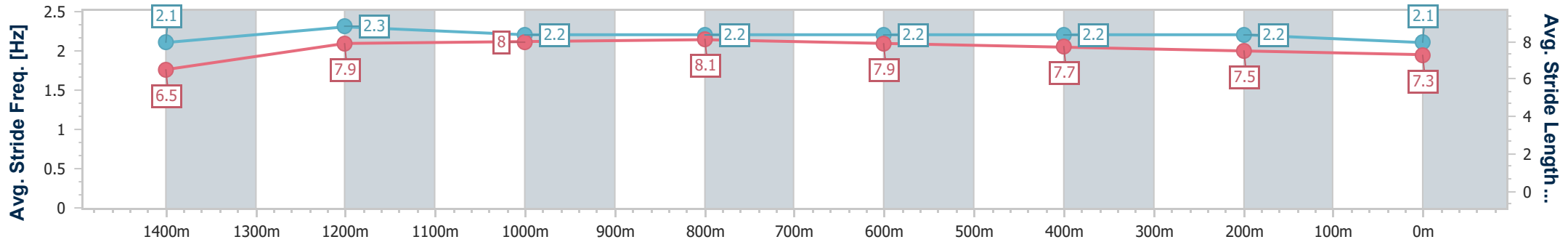
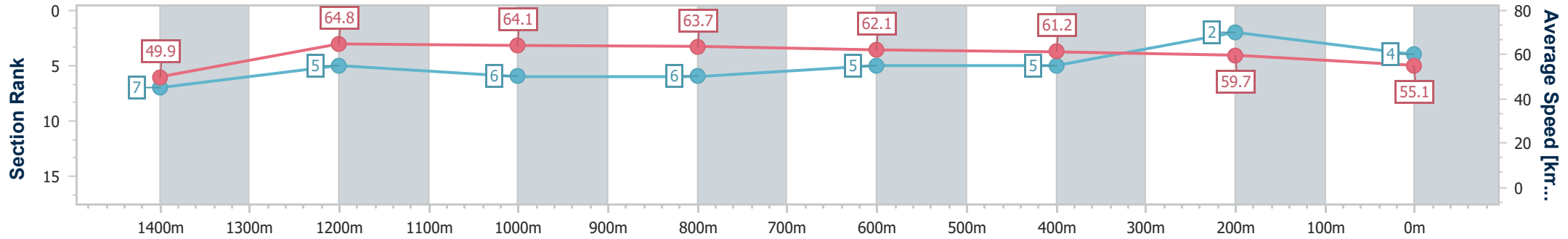
Mackay QLD Professional
Race 7: Book For Christmas Raceday Sat 14th Dec
BENCHMARK 55 Handicap - 1560m



17 October 2024 - 16:46

Track Rating: Good 4, Weather: Fine, Rail Position: True

Section	Overall	1400m	1200m	1000m	800m	600m	400m	200m
Section Times	1:33.95 [4] (0:11.55)	1:22.40 [7] (0:11.25)	1:11.15 [5] (0:11.29)	0:59.86 [6] (0:11.33)	0:48.53 [6] (0:11.57)	0:36.96 [5] (0:11.83)	0:25.13 [5] (0:12.06)	0:13.07 [2] (0:13.07)
Average Speed [km/h]	49.9	64.8	64.1	63.7	62.1	61.2	59.7	55.1
Top Speed [km/h]	66.8	67.4	64.4	64.4	63.2	61.7	61.4	58.9
Avg. Dist. to Rail [m]	8.5	3.3	1.3	0.9	0.5	0.9	1.5	1.7
Avg. Stride Freq. [Hz]	2.1	2.3	2.2	2.2	2.2	2.2	2.2	2.1
Avg. Stride Length [m]	6.5	7.9	8.0	8.1	7.9	7.7	7.5	7.3



- [] Ranking at each section and finish
- .-.- No data available at this section
- NA No data available



Horse/Jockey Name	Three Wise Men
Final Rank	5
Fastest Section Time (Section)	0:11.40 (1000m)
Top Speed [km/h] (Section)	64.9 (1200m)
Race State	Finished



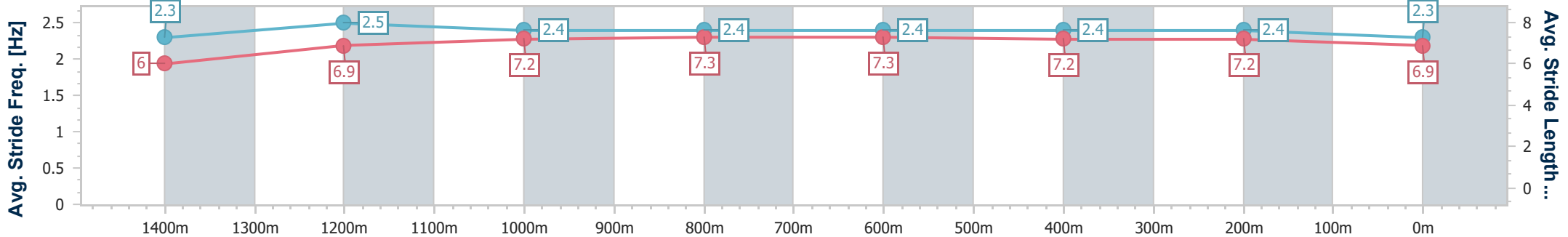
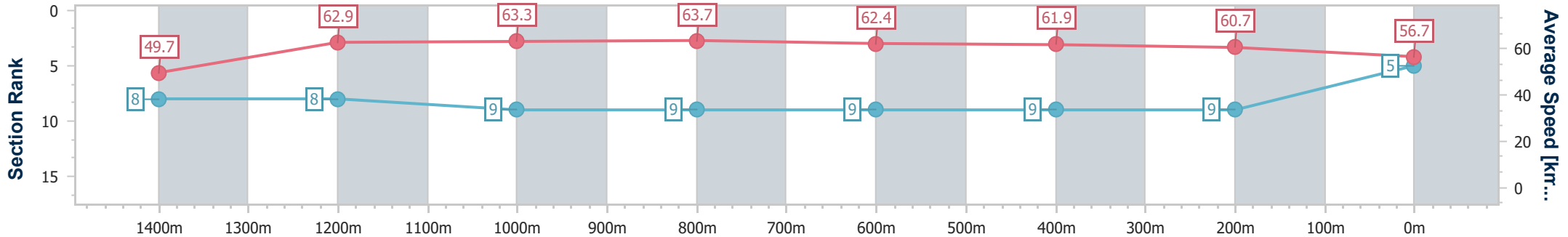
Mackay QLD Professional
Race 7: Book For Christmas Raceday Sat 14th Dec
BENCHMARK 55 Handicap - 1560m



17 October 2024 - 16:46

Track Rating: Good 4, Weather: Fine, Rail Position: True

Section	Overall	1400m	1200m	1000m	800m	600m	400m	200m
Section Times	1:34.04 [5] (0:11.59)	1:22.45 [8] (0:11.56)	1:10.89 [8] (0:11.43)	0:59.46 [9] (0:11.40)	0:48.06 [9] (0:11.62)	0:36.44 [9] (0:11.76)	0:24.68 [9] (0:11.97)	0:12.71 [9] (0:12.71)
Average Speed [km/h]	49.7	62.9	63.3	63.7	62.4	61.9	60.7	56.7
Top Speed [km/h]	62.3	63.6	64.9	64.6	63.9	63.1	62.0	60.1
Avg. Dist. to Rail [m]	5.0	2.8	2.7	2.2	2.3	1.8	4.9	6.0
Avg. Stride Freq. [Hz]	2.3	2.5	2.4	2.4	2.4	2.4	2.4	2.3
Avg. Stride Length [m]	6.0	6.9	7.2	7.3	7.3	7.2	7.2	6.9



- [] Ranking at each section and finish
- .-.- No data available at this section
- NA No data available



Horse/Jockey Name	Eyes Are Lion
Final Rank	6
Fastest Section Time (Section)	0:11.28 (1000m)
Top Speed [km/h] (Section)	64.5 (1000m)
Race State	Finished



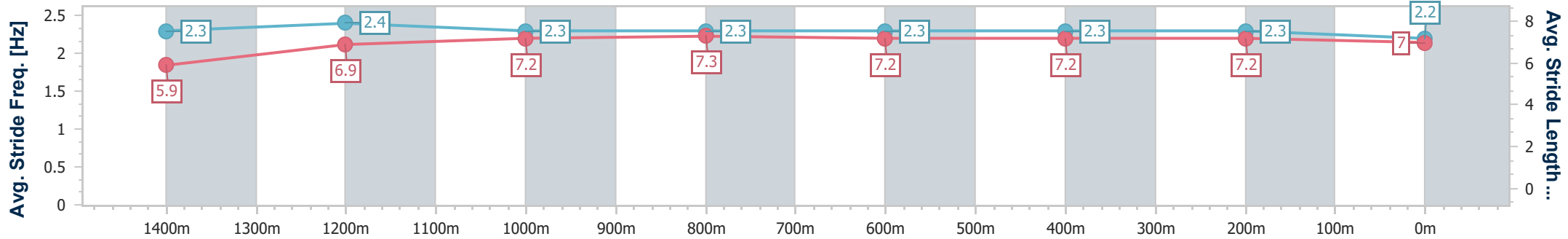
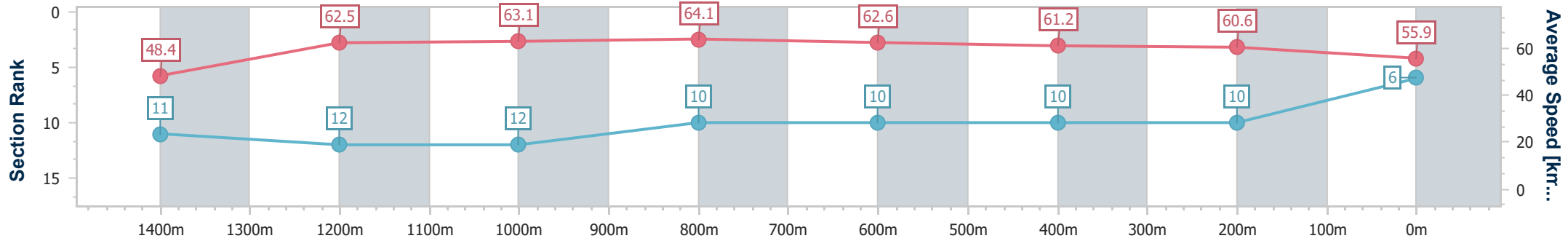
Mackay QLD Professional
 Race 7: Book For Christmas Raceday Sat 14th Dec
 BENCHMARK 55 Handicap - 1560m



17 October 2024 - 16:46

Track Rating: Good 4, Weather: Fine, Rail Position: True

Section	Overall	1400m	1200m	1000m	800m	600m	400m	200m
Section Times	1:34.30 [6] (0:11.81)	1:22.49 [11] (0:11.67)	1:10.82 [12] (0:11.43)	0:59.39 [12] (0:11.28)	0:48.11 [10] (0:11.54)	0:36.57 [10] (0:11.80)	0:24.77 [10] (0:11.87)	0:12.90 [10] (0:12.90)
Average Speed [km/h]	48.4	62.5	63.1	64.1	62.6	61.2	60.6	55.9
Top Speed [km/h]	60.5	64.3	64.1	64.5	63.1	62.4	61.1	60.0
Avg. Dist. to Rail [m]	3.9	2.0	1.4	1.1	0.9	0.4	2.0	3.1
Avg. Stride Freq. [Hz]	2.3	2.4	2.3	2.3	2.3	2.3	2.3	2.2
Avg. Stride Length [m]	5.9	6.9	7.2	7.3	7.2	7.2	7.2	7.0



- [] Ranking at each section and finish
- .-.- No data available at this section
- NA No data available



Horse/Jockey Name	Milky Rocket
Final Rank	7
Fastest Section Time (Section)	0:11.00 (1200m)
Top Speed [km/h] (Section)	66.8 (1200m)
Race State	Finished



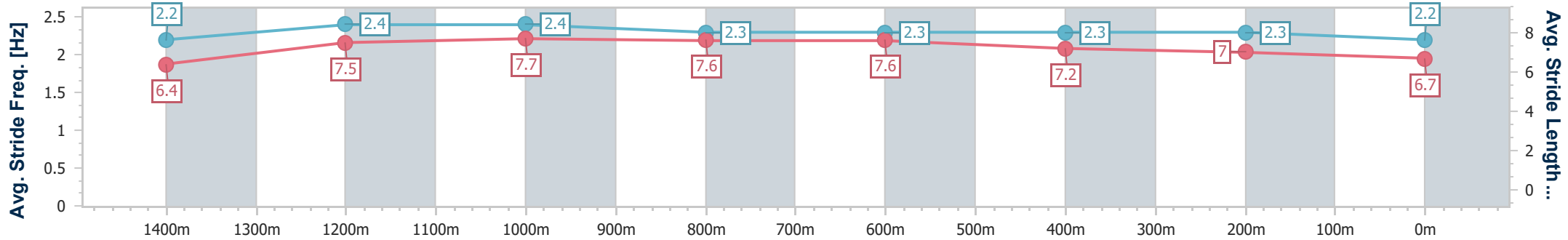
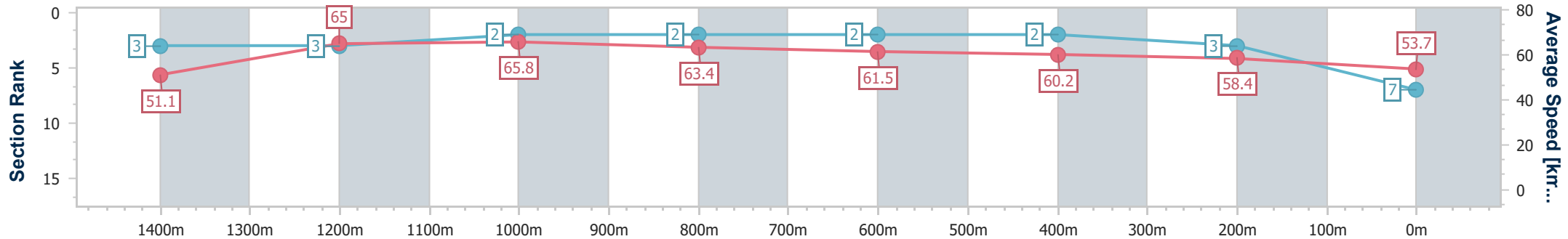
Mackay QLD Professional
Race 7: Book For Christmas Raceday Sat 14th Dec
BENCHMARK 55 Handicap - 1560m



17 October 2024 - 16:46

Track Rating: Good 4, Weather: Fine, Rail Position: True

Section	Overall	1400m	1200m	1000m	800m	600m	400m	200m
Section Times	1:34.32 [7] (0:11.32)	1:23.00 [3] (0:11.31)	1:11.69 [3] (0:11.00)	1:00.69 [2] (0:11.35)	0:49.34 [2] (0:11.62)	0:37.72 [2] (0:11.97)	0:25.75 [2] (0:12.33)	0:13.42 [3] (0:13.42)
Average Speed [km/h]	51.1	65.0	65.8	63.4	61.5	60.2	58.4	53.7
Top Speed [km/h]	65.0	66.1	66.8	64.3	62.9	60.9	59.7	56.6
Avg. Dist. to Rail [m]	8.5	4.7	2.2	0.4	0.7	0.9	3.1	4.0
Avg. Stride Freq. [Hz]	2.2	2.4	2.4	2.3	2.3	2.3	2.3	2.2
Avg. Stride Length [m]	6.4	7.5	7.7	7.6	7.6	7.2	7.0	6.7



- [] Ranking at each section and finish
- .-.- No data available at this section
- NA No data available



Horse/Jockey Name	Holy Crown
Final Rank	8
Fastest Section Time (Section)	0:11.29 (1000m)
Top Speed [km/h] (Section)	65.3 (1000m)
Race State	Finished



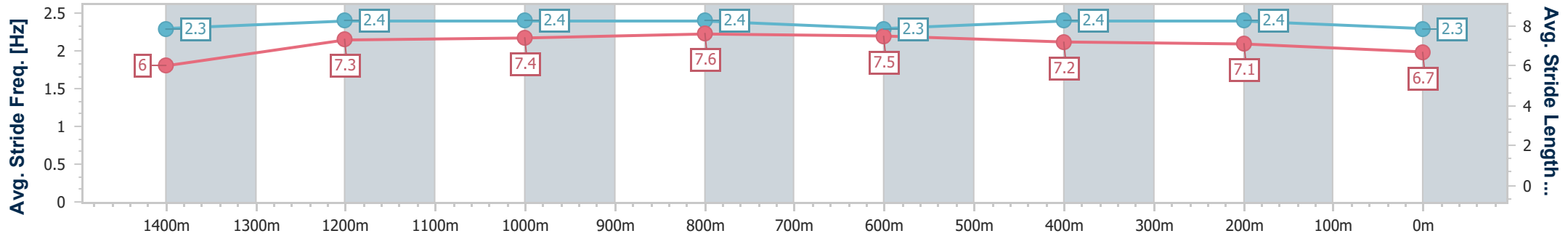
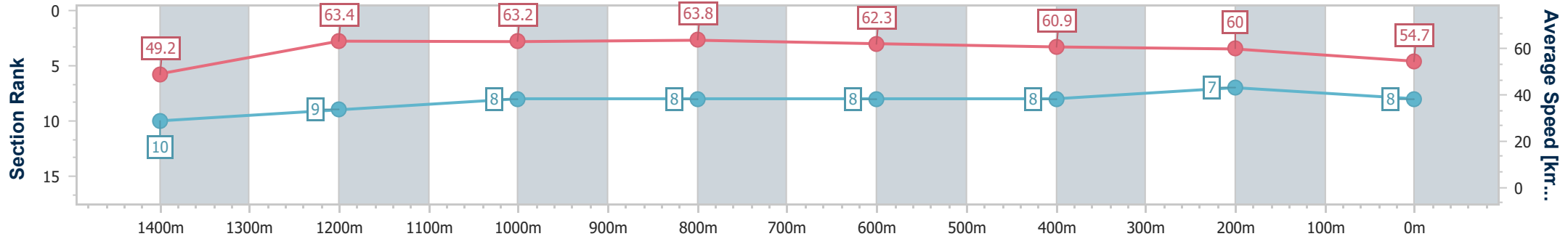
Mackay QLD Professional
Race 7: Book For Christmas Raceday Sat 14th Dec
BENCHMARK 55 Handicap - 1560m



17 October 2024 - 16:46

Track Rating: Good 4, Weather: Fine, Rail Position: True

Section	Overall	1400m	1200m	1000m	800m	600m	400m	200m
Section Times	1:34.32 [8] (0:11.76)	1:22.56 [10] (0:11.40)	1:11.16 [9] (0:11.41)	0:59.75 [8] (0:11.29)	0:48.46 [8] (0:11.49)	0:36.97 [8] (0:11.80)	0:25.17 [8] (0:12.02)	0:13.15 [7] (0:13.15)
Average Speed [km/h]	49.2	63.4	63.2	63.8	62.3	60.9	60.0	54.7
Top Speed [km/h]	62.7	64.6	64.2	65.3	63.2	62.3	61.5	57.8
Avg. Dist. to Rail [m]	2.0	1.0	0.6	0.1	0.4	0.6	0.4	0.7
Avg. Stride Freq. [Hz]	2.3	2.4	2.4	2.4	2.3	2.4	2.4	2.3
Avg. Stride Length [m]	6.0	7.3	7.4	7.6	7.5	7.2	7.1	6.7



- [] Ranking at each section and finish
- .-.- No data available at this section
- NA No data available



Horse/Jockey Name	Orca
Final Rank	9
Fastest Section Time (Section)	0:11.33 (1000m)
Top Speed [km/h] (Section)	65.2 (800m)
Race State	Finished



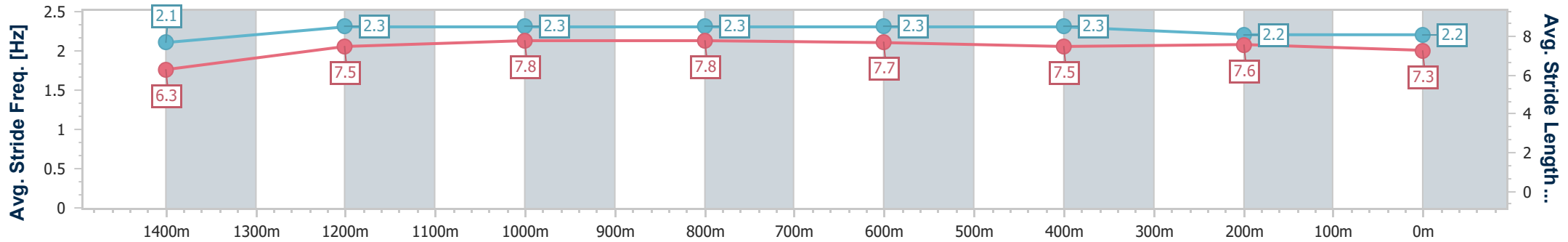
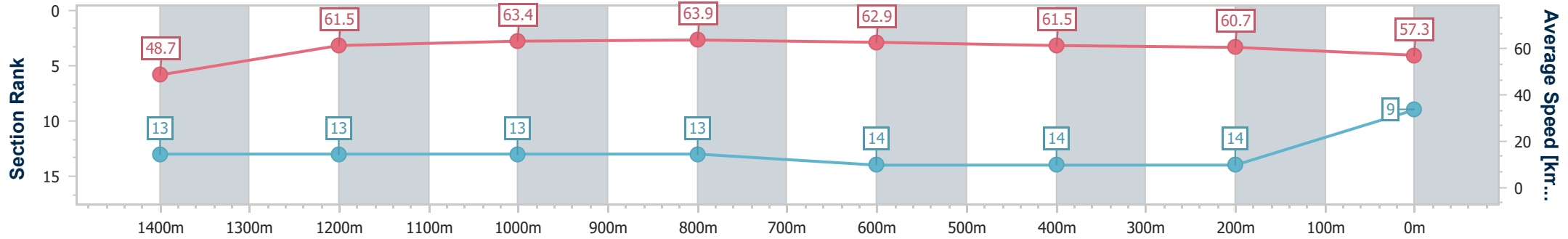
Mackay QLD Professional
Race 7: Book For Christmas Raceday Sat 14th Dec
BENCHMARK 55 Handicap - 1560m



17 October 2024 - 16:46

Track Rating: Good 4, Weather: Fine, Rail Position: True

Section	Overall	1400m	1200m	1000m	800m	600m	400m	200m
Section Times	1:34.43 [9] (0:11.87)	1:22.56 [13] (0:11.93)	1:10.63 [13] (0:11.40)	0:59.23 [13] (0:11.33)	0:47.90 [13] (0:11.54)	0:36.36 [14] (0:11.82)	0:24.54 [14] (0:11.95)	0:12.59 [14] (0:12.59)
Average Speed [km/h]	48.7	61.5	63.4	63.9	62.9	61.5	60.7	57.3
Top Speed [km/h]	61.3	62.4	64.1	65.1	65.2	62.7	62.7	60.7
Avg. Dist. to Rail [m]	10.3	4.3	2.1	1.7	2.0	1.8	4.0	5.3
Avg. Stride Freq. [Hz]	2.1	2.3	2.3	2.3	2.3	2.3	2.2	2.2
Avg. Stride Length [m]	6.3	7.5	7.8	7.8	7.7	7.5	7.6	7.3



- [] Ranking at each section and finish
- .-.- No data available at this section
- NA No data available



Horse/Jockey Name	Gigi Fille
Final Rank	10
Fastest Section Time (Section)	0:11.34 (1200m)
Top Speed [km/h] (Section)	65.6 (1400m)
Race State	Finished



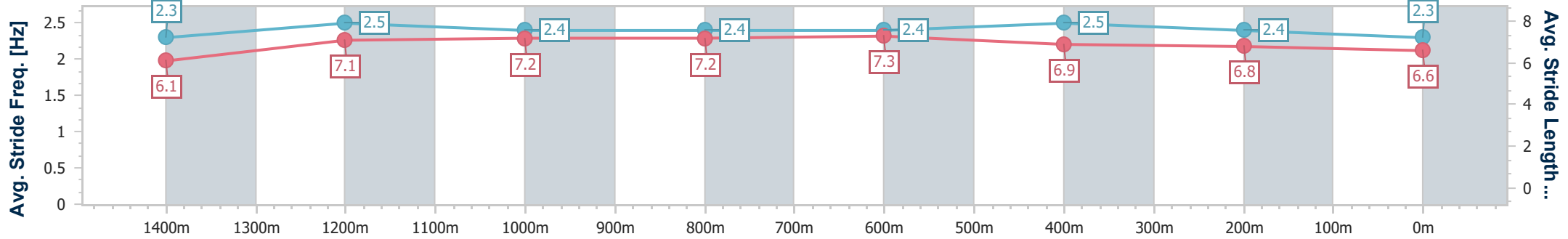
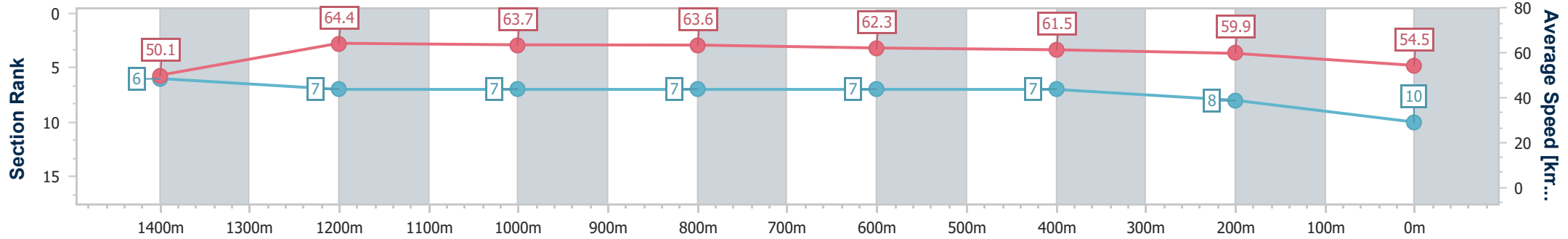
Mackay QLD Professional
Race 7: Book For Christmas Raceday Sat 14th Dec
BENCHMARK 55 Handicap - 1560m



17 October 2024 - 16:46

Track Rating: Good 4, Weather: Fine, Rail Position: True

Section	Overall	1400m	1200m	1000m	800m	600m	400m	200m
Section Times	1:34.44 [10] (0:11.49)	1:22.95 [6] (0:11.40)	1:11.55 [7] (0:11.34)	1:00.21 [7] (0:11.39)	0:48.82 [7] (0:11.63)	0:37.19 [7] (0:11.88)	0:25.31 [7] (0:12.11)	0:13.20 [8] (0:13.20)
Average Speed [km/h]	50.1	64.4	63.7	63.6	62.3	61.5	59.9	54.5
Top Speed [km/h]	64.8	65.6	64.6	64.2	63.3	63.1	61.8	58.7
Avg. Dist. to Rail [m]	9.2	4.2	1.6	1.7	1.4	2.0	4.0	4.5
Avg. Stride Freq. [Hz]	2.3	2.5	2.4	2.4	2.4	2.5	2.4	2.3
Avg. Stride Length [m]	6.1	7.1	7.2	7.2	7.3	6.9	6.8	6.6



- [] Ranking at each section and finish
- .-.- No data available at this section
- NA No data available



Horse/Jockey Name	Bromes
Final Rank	11
Fastest Section Time (Section)	0:11.11 (1200m)
Top Speed [km/h] (Section)	66.0 (1200m)
Race State	Finished



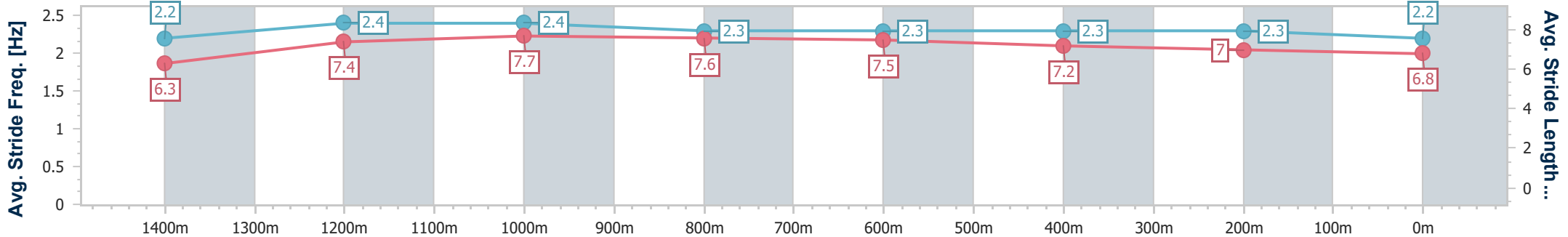
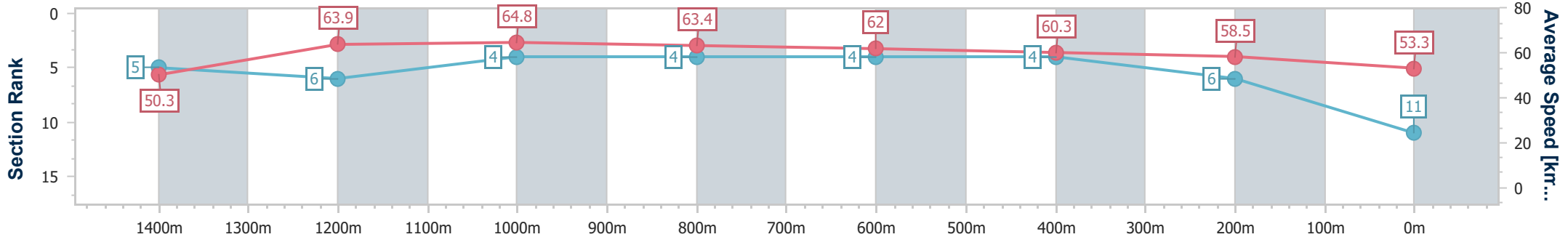
Mackay QLD Professional
 Race 7: Book For Christmas Raceday Sat 14th Dec
 BENCHMARK 55 Handicap - 1560m



17 October 2024 - 16:46

Track Rating: Good 4, Weather: Fine, Rail Position: True

Section	Overall	1400m	1200m	1000m	800m	600m	400m	200m
Section Times	1:34.55 [11] (0:11.43)	1:23.12 [5] (0:11.39)	1:11.73 [6] (0:11.11)	1:00.62 [4] (0:11.38)	0:49.24 [4] (0:11.62)	0:37.62 [4] (0:11.83)	0:25.79 [4] (0:12.26)	0:13.53 [6] (0:13.53)
Average Speed [km/h]	50.3	63.9	64.8	63.4	62.0	60.3	58.5	53.3
Top Speed [km/h]	63.9	66.0	66.0	64.7	63.0	61.8	60.3	56.4
Avg. Dist. to Rail [m]	1.4	1.9	0.9	0.6	1.1	1.2	0.9	1.5
Avg. Stride Freq. [Hz]	2.2	2.4	2.4	2.3	2.3	2.3	2.3	2.2
Avg. Stride Length [m]	6.3	7.4	7.7	7.6	7.5	7.2	7.0	6.8



- [] Ranking at each section and finish
- .-.- No data available at this section
- NA No data available



Horse/Jockey Name	Miss Shalaa
Final Rank	12
Fastest Section Time (Section)	0:11.33 (1000m)
Top Speed [km/h] (Section)	64.8 (1000m)
Race State	Finished



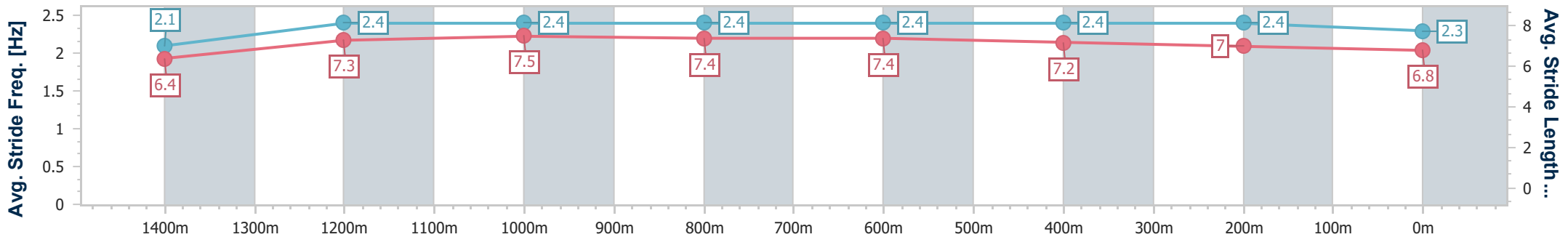
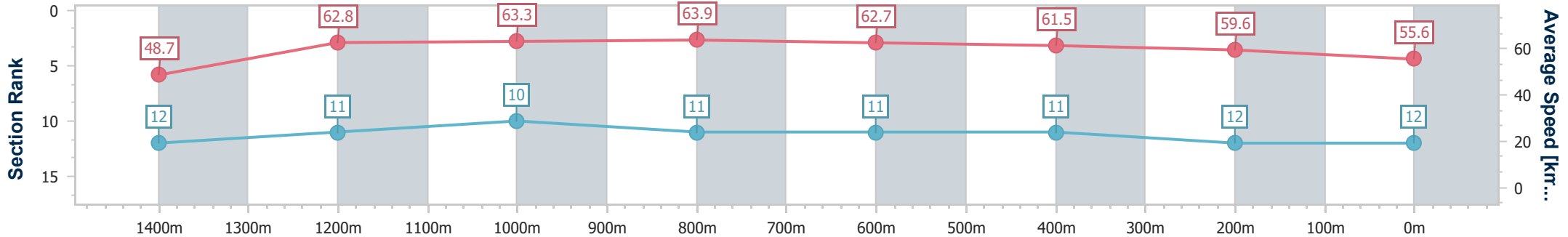
Mackay QLD Professional
Race 7: Book For Christmas Raceday Sat 14th Dec
BENCHMARK 55 Handicap - 1560m



17 October 2024 - 16:46

Track Rating: Good 4, Weather: Fine, Rail Position: True

Section	Overall	1400m	1200m	1000m	800m	600m	400m	200m
Section Times	1:34.64 [12] (0:11.84)	1:22.80 [12] (0:11.63)	1:11.17 [11] (0:11.41)	0:59.76 [10] (0:11.33)	0:48.43 [11] (0:11.52)	0:36.91 [11] (0:11.86)	0:25.05 [11] (0:12.11)	0:12.94 [12] (0:12.94)
Average Speed [km/h]	48.7	62.8	63.3	63.9	62.7	61.5	59.6	55.6
Top Speed [km/h]	60.7	64.5	64.7	64.8	64.5	62.9	61.4	58.6
Avg. Dist. to Rail [m]	5.7	2.9	2.2	1.6	1.6	1.4	2.7	3.2
Avg. Stride Freq. [Hz]	2.1	2.4	2.4	2.4	2.4	2.4	2.4	2.3
Avg. Stride Length [m]	6.4	7.3	7.5	7.4	7.4	7.2	7.0	6.8



- [] Ranking at each section and finish
- .-.- No data available at this section
- NA No data available



Horse/Jockey Name	Young Henry
Final Rank	13
Fastest Section Time (Section)	0:11.24 (1000m)
Top Speed [km/h] (Section)	64.7 (1000m)
Race State	Finished



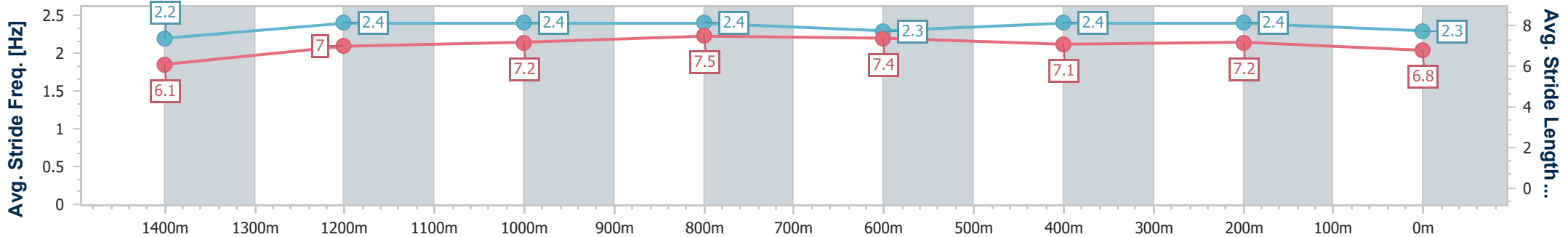
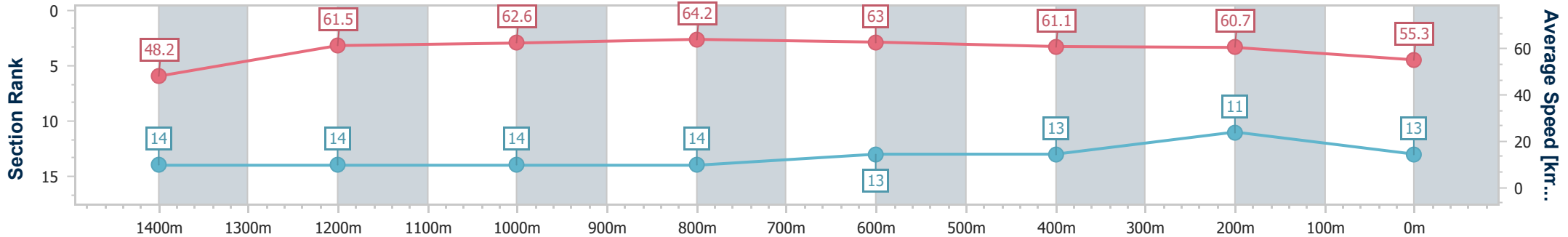
Mackay QLD Professional
Race 7: Book For Christmas Raceday Sat 14th Dec
BENCHMARK 55 Handicap - 1560m



17 October 2024 - 16:46

Track Rating: Good 4, Weather: Fine, Rail Position: True

Section	Overall	1400m	1200m	1000m	800m	600m	400m	200m
Section Times	1:34.68 [13] (0:12.00)	1:22.68 [14] (0:11.89)	1:10.79 [14] (0:11.48)	0:59.31 [14] (0:11.24)	0:48.07 [14] (0:11.43)	0:36.64 [13] (0:11.75)	0:24.89 [13] (0:11.89)	0:13.00 [11] (0:13.00)
Average Speed [km/h]	48.2	61.5	62.6	64.2	63.0	61.1	60.7	55.3
Top Speed [km/h]	61.2	63.2	63.5	64.7	64.4	62.2	61.7	59.7
Avg. Dist. to Rail [m]	6.2	3.4	0.9	0.4	0.3	0.6	1.4	1.4
Avg. Stride Freq. [Hz]	2.2	2.4	2.4	2.4	2.3	2.4	2.4	2.3
Avg. Stride Length [m]	6.1	7.0	7.2	7.5	7.4	7.1	7.2	6.8



- [] Ranking at each section and finish
- .-.- No data available at this section
- NA No data available



Horse/Jockey Name	Lenny Rocket
Final Rank	14
Fastest Section Time (Section)	0:11.37 (1000m)
Top Speed [km/h] (Section)	65.1 (1400m)
Race State	Finished



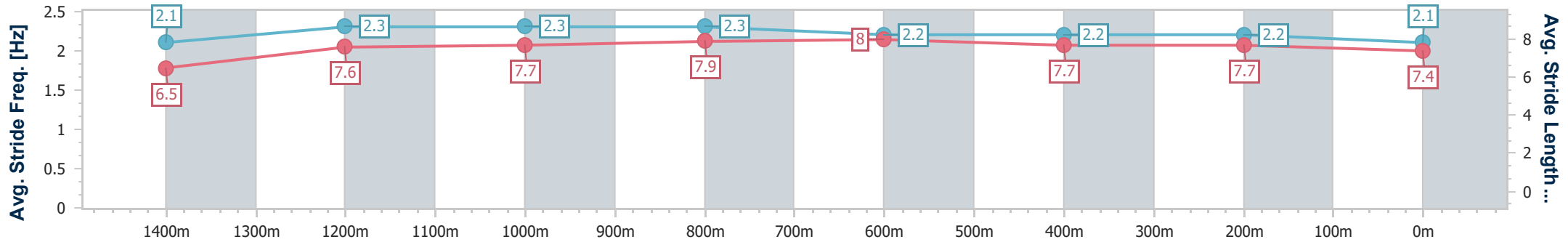
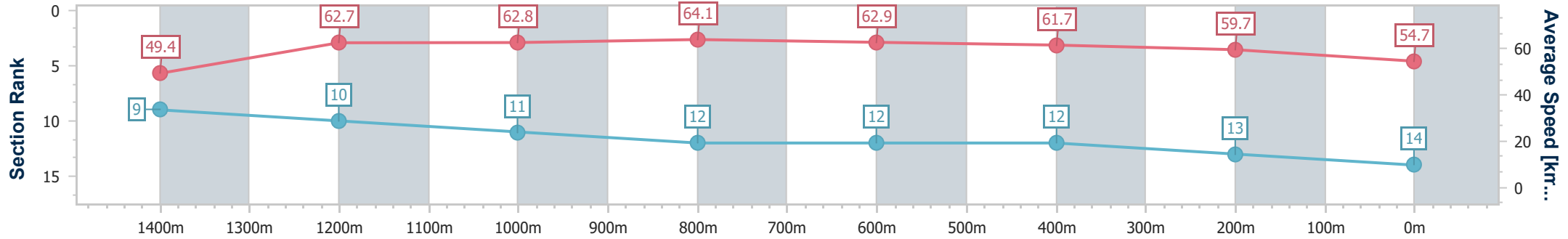
Mackay QLD Professional
Race 7: Book For Christmas Raceday Sat 14th Dec
BENCHMARK 55 Handicap - 1560m



17 October 2024 - 16:46

Track Rating: Good 4, Weather: Fine, Rail Position: True

Section	Overall	1400m	1200m	1000m	800m	600m	400m	200m
Section Times	1:35.00 [14] (0:11.70)	1:23.30 [9] (0:11.65)	1:11.65 [10] (0:11.54)	1:00.11 [11] (0:11.37)	0:48.74 [12] (0:11.51)	0:37.23 [12] (0:11.88)	0:25.35 [12] (0:12.18)	0:13.17 [13] (0:13.17)
Average Speed [km/h]	49.4	62.7	62.8	64.1	62.9	61.7	59.7	54.7
Top Speed [km/h]	65.0	65.1	64.1	65.0	64.9	62.6	60.8	58.0
Avg. Dist. to Rail [m]	7.3	3.9	3.0	2.7	2.7	2.7	4.6	5.9
Avg. Stride Freq. [Hz]	2.1	2.3	2.3	2.3	2.2	2.2	2.2	2.1
Avg. Stride Length [m]	6.5	7.6	7.7	7.9	8.0	7.7	7.7	7.4



- [] Ranking at each section and finish
- .-.- No data available at this section
- NA No data available



Mackay QLD Professional

Race 8: Racing Again Tues 5th Nov QTIS BM65 Handicap - 1800m

17 October 2024 - 17:26



MACKAY TURF CLUB
Ooralea Racecourse

Track Rating: Good 4, Weather: Fine, Rail Position: True

Section		Field Times												
		Overall	1600m	1400m	1200m	1000m	800m	600m	Last 600m					
		1:49.48 (0:13.43)	1:36.05 (0:11.41)	1:24.64 (0:11.85)	1:12.79 (0:11.87)	1:00.92 (0:11.88)	0:49.04 (0:11.92)	0:37.12 (0:12.13)	0:37.12					
Rank	TAB	Horse/Jockey	Barrier	Top Speed [km/h]	Fastest Section									Distance Travelled [m]
1	12	STREET GLORY Olivia Kendal	3	65.4 1600m	0:11.40 1600m	1:49.48 [1] (0:13.44)	1:36.04 [3] (0:11.40)	1:24.64 [1] (0:11.85)	1:12.79 [1] (0:11.87)	1:00.92 [1] (0:11.88)	0:49.04 [1] (0:11.92)	0:37.12 [1] (0:12.13)	0:37.12	
2	10	EL OF A SENORITA Ryan Wiggins	6	65.2 1600m	0:11.70 1600m	1:49.93 [2] (0:13.43)	1:36.50 [1] (0:11.70)	1:24.80 [3] (0:11.97)	1:12.83 [3] (0:11.87)	1:00.96 [3] (0:11.93)	0:49.03 [3] (0:11.76)	0:37.27 [3] (0:12.15)	0:37.27	-2
3	13	VIVACIOUS AWARD Nathan Thomas	2	62.3 Overall	0:11.77 1600m	1:49.95 [3] (0:13.88)	1:36.07 [11] (0:11.77)	1:24.30 [9] (0:11.93)	1:12.37 [9] (0:11.94)	1:00.43 [9] (0:11.97)	0:48.46 [9] (0:11.85)	0:36.61 [8] (0:12.15)	0:36.61	-1
4	1	VALLEY OF DREAMS Leah Martyn	8	64.9 1600m	0:11.66 1600m	1:50.08 [4] (0:13.72)	1:36.36 [6] (0:11.66)	1:24.70 [5] (0:11.94)	1:12.76 [6] (0:12.00)	1:00.76 [7] (0:12.02)	0:48.74 [7] (0:11.86)	0:36.88 [7] (0:12.09)	0:36.88	+13
5	7	DEEL WITH ME Georgina Cartwright	7	62.6 1200m	0:11.92 1200m	1:50.32 [5] (0:13.81)	1:36.51 [9] (0:12.07)	1:24.44 [11] (0:12.04)	1:12.40 [12] (0:11.92)	1:00.48 [12] (0:12.03)	0:48.45 [12] (0:11.96)	0:36.49 [13] (0:11.95)	0:36.49	+6
6	2	TAVISTEEL Justin Huxtable	11	64.9 Overall	0:11.76 1600m	1:50.33 [6] (0:13.44)	1:36.89 [2] (0:11.76)	1:25.13 [4] (0:11.91)	1:13.22 [4] (0:11.92)	1:01.30 [4] (0:12.03)	0:49.27 [4] (0:11.81)	0:37.46 [4] (0:12.04)	0:37.46	+7
7	8	KELLERS SHELTER Justin Stanley	13	63.3 800m	0:11.71 800m	1:50.35 [7] (0:14.05)	1:36.30 [12] (0:12.13)	1:24.17 [13] (0:11.98)	1:12.19 [13] (0:11.95)	1:00.24 [13] (0:11.96)	0:48.28 [13] (0:11.71)	0:36.57 [12] (0:11.78)	0:36.57	+6
8	4	MURRAJONG ROAD Chris Whiteley	9	63.5 600m	0:11.78 1400m	1:50.37 [8] (0:14.14)	1:36.23 [13] (0:11.92)	1:24.31 [12] (0:11.78)	1:12.53 [11] (0:11.93)	1:00.60 [11] (0:12.03)	0:48.57 [11] (0:11.81)	0:36.76 [11] (0:11.87)	0:36.76	+7
9	3	BLUE RAY Sean Cormack	10	64.4 1600m	0:11.74 1600m	1:50.56 [9] (0:13.81)	1:36.75 [10] (0:11.74)	1:25.01 [8] (0:11.96)	1:13.05 [8] (0:11.94)	1:01.11 [8] (0:12.00)	0:49.11 [8] (0:11.90)	0:37.21 [9] (0:11.92)	0:37.21	+14
10	14	TORQUE ESPAGNA Chelsea Jokic	4	62.8 1600m	0:11.82 800m	1:50.66 [10] (0:13.73)	1:36.93 [7] (0:11.93)	1:25.00 [10] (0:11.97)	1:13.03 [10] (0:11.97)	1:01.06 [10] (0:12.01)	0:49.05 [10] (0:11.82)	0:37.23 [10] (0:12.11)	0:37.23	+4

Scratched: Three Wise Men (#6)

[] Ranking at each section and finish
 -:-:- No data available at this section
 NA No data available

SCN Saddle cloth number
 DNF Did not finish
 DNT Did not track



Mackay QLD Professional

Race 8: Racing Again Tues 5th Nov QTIS BM65 Handicap - 1800m

17 October 2024 - 17:26



MACKAY TURF CLUB
Ooralea Racecourse

Track Rating: Good 4, Weather: Fine, Rail Position: True

Section	Overall	1600m	1400m	1200m	1000m	800m	600m	Last 600m						
Field Times	1:49.48 (0:13.43)	1:36.05 (0:11.41)	1:24.64 (0:11.85)	1:12.79 (0:11.87)	1:00.92 (0:11.88)	0:49.04 (0:11.92)	0:37.12 (0:12.13)	0:37.12						
Rank	TAB	Horse/Jockey	Barrier	Top Speed [km/h]	Fastest Section									Distance Travelled [m]
11	5	DIASONIC Adam Sewell	12	65.2	0:11.56	1:50.68 [11] (0:13.50)	1:37.18 [4] (0:11.56)	1:25.62 [2] (0:11.84)	1:13.78 [2] (0:11.83)	1:01.95 [2] (0:12.00)	0:49.95 [2] (0:11.92)	0:38.03 [2] (0:12.15)	0:38.03	+11
12	11	LEICA BITA FUN Amy Graham	5	64.9	0:11.74	1:50.97 [12] (0:13.66)	1:37.31 [5] (0:11.74)	1:25.57 [7] (0:11.85)	1:13.72 [5] (0:11.98)	1:01.74 [5] (0:12.02)	0:49.72 [6] (0:11.89)	0:37.83 [6] (0:12.18)	0:37.83	-1
13	9	BLUE SWIMMER Michael Murphy	1	64.1	0:11.62	1:51.60 [13] (0:13.77)	1:37.83 [8] (0:11.62)	1:26.21 [6] (0:11.94)	1:14.27 [7] (0:11.96)	1:02.31 [6] (0:11.95)	0:50.36 [5] (0:11.88)	0:38.48 [5] (0:12.21)	0:38.48	+0

Scratched: Three Wise Men (#6)

[] Ranking at each section and finish
 -:-:-:- No data available at this section
 NA No data available

SCN Saddle cloth number
 DNF Did not finish
 DNT Did not track



Mackay QLD Professional

Race 8: Racing Again Tues 5th Nov QTIS BM65 Handicap - 1800m

17 October 2024 - 17:26



MACKAY TURF CLUB
Ooralea Racecourse

Track Rating: Good 4, Weather: Fine, Rail Position: True

Section				400m	200m			Last 600m		
Field Times				0:24.99 (0:12.22)	0:12.77 (0:12.77)			0:37.12		
Rank	TAB	Horse/Jockey	Barrier	Top Speed [km/h]	Fastest Section	Margin				Distance Travelled [m]
1	12	STREET GLORY Olivia Kendal	3	65.4 1600m	0:11.40 1600m	0:24.99 [1] (0:12.22)	0:12.77 [1] (0:12.77)	1:49.48	0:37.12	
2	10	EL OF A SENORITA Ryan Wiggins	6	65.2 1600m	0:11.70 1600m	0:25.12 [3] (0:12.17)	0:12.95 [2] (0:12.95)	2.63L	0:37.27	-2
3	13	VIVACIOUS AWARD Nathan Thomas	2	62.3 Overall	0:11.77 1600m	0:24.46 [10] (0:11.90)	0:12.56 [6] (0:12.56)	2.75L	0:36.61	-1
4	1	VALLEY OF DREAMS Leah Martyn	8	64.9 1600m	0:11.66 1600m	0:24.79 [6] (0:12.10)	0:12.69 [5] (0:12.69)	3.55L	0:36.88	+13
5	7	DEEL WITH ME Georgina Cartwright	7	62.6 1200m	0:11.92 1200m	0:24.54 [13] (0:11.98)	0:12.56 [12] (0:12.56)	4.92L	0:36.49	+6
6	2	TAVISTEEL Justin Huxtable	11	64.9 Overall	0:11.76 1600m	0:25.42 [4] (0:12.23)	0:13.19 [3] (0:13.19)	5.01L	0:37.46	+7
7	8	KELLERS SHELTER Justin Stanley	13	63.3 800m	0:11.71 800m	0:24.79 [12] (0:12.04)	0:12.75 [10] (0:12.75)	5.13L	0:36.57	+6
8	4	MURRAJONG ROAD Chris Whiteley	9	63.5 600m	0:11.78 1400m	0:24.89 [9] (0:12.01)	0:12.88 [8] (0:12.88)	5.24L	0:36.76	+7
9	3	BLUE RAY Sean Cormack	10	64.4 1600m	0:11.74 1600m	0:25.29 [5] (0:12.14)	0:13.15 [7] (0:13.15)	6.35L	0:37.21	+14
10	14	TORQUE ESPAGNA Chelsea Jokic	4	62.8 1600m	0:11.82 800m	0:25.12 [11] (0:12.14)	0:12.98 [11] (0:12.98)	6.93L	0:37.23	+4

Scratched: Three Wise Men (#6)

[] Ranking at each section and finish
 -:-:- No data available at this section
 NA No data available

SCN Saddle cloth number
 DNF Did not finish
 DNT Did not track



Mackay QLD Professional

Race 8: Racing Again Tues 5th Nov QTIS BM65 Handicap - 1800m

17 October 2024 - 17:26



MACKAY TURF CLUB
Ooralea Racecourse

Track Rating: Good 4, Weather: Fine, Rail Position: True

Section		400m	200m			Last 600m			
Field Times		0:24.99 (0:12.22)	0:12.77 (0:12.77)			0:37.12			
Rank	TAB Horse/Jockey	Barrier	Top Speed [km/h]	Fastest Section	Margin		Distance Travelled [m]		
11	5 DIASONIC Adam Sewell	12	65.2 Overall	0:11.56 1600m	0:25.88 [2] (0:12.47)	0:13.41 [4] (0:13.41)	7.07L	0:38.03	+11
12	11 LEICA BITA FUN Amy Graham	5	64.9 Overall	0:11.74 1600m	0:25.65 [7] (0:12.23)	0:13.42 [9] (0:13.42)	8.76L	0:37.83	-1
13	9 BLUE SWIMMER Michael Murphy	1	64.1 1600m	0:11.62 1600m	0:26.27 [8] (0:12.45)	0:13.82 [13] (0:13.82)	12.49L	0:38.48	+0

Scratched: Three Wise Men (#6)

[] Ranking at each section and finish
 -:-:-:- No data available at this section
 NA No data available

SCN Saddle cloth number
 DNF Did not finish
 DNT Did not track



Horse/Jockey Name	Street Glory
Final Rank	1
Fastest Section Time (Section)	0:11.40 (1600m)
Top Speed [km/h] (Section)	65.4 (1600m)
Race State	Finished



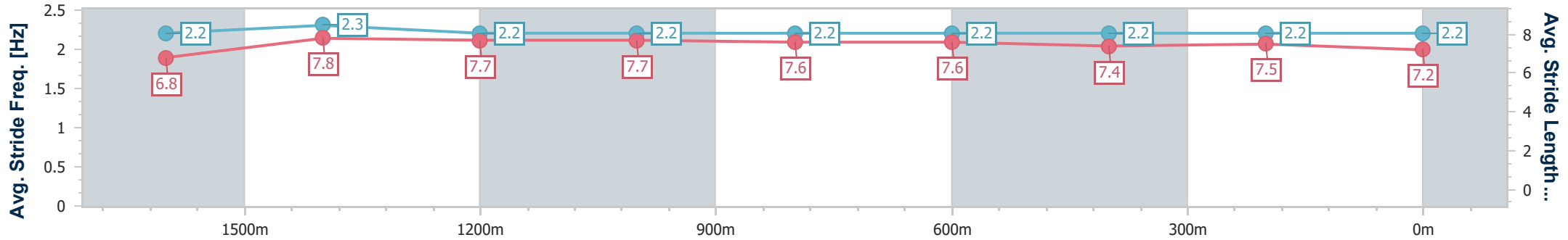
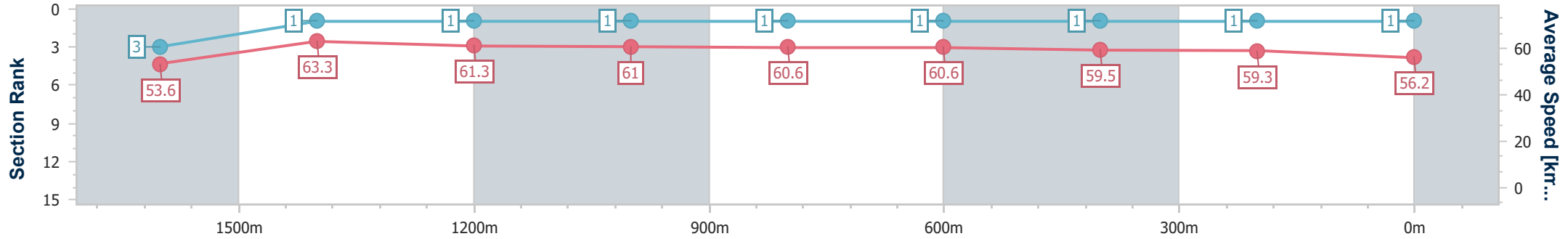
Mackay QLD Professional
Race 8: Racing Again Tues 5th Nov QTIS BM65 Handicap - 1800m



17 October 2024 - 17:26

Track Rating: Good 4, Weather: Fine, Rail Position: True

Section	Overall	1600m	1400m	1200m	1000m	800m	600m	400m	200m
Section Times	1:49.48 [1] (0:13.44)	1:36.04 [3] (0:11.40)	1:24.64 [1] (0:11.85)	1:12.79 [1] (0:11.87)	1:00.92 [1] (0:11.88)	0:49.04 [1] (0:11.92)	0:37.12 [1] (0:12.13)	0:24.99 [1] (0:12.22)	0:12.77 [1] (0:12.77)
Average Speed [km/h]	53.6	63.3	61.3	61.0	60.6	60.6	59.5	59.3	56.2
Top Speed [km/h]	65.0	65.4	62.3	62.4	61.4	61.2	60.8	59.7	58.6
Avg. Dist. to Rail [m]	3.1	0.7	1.6	1.8	1.1	0.9	0.6	1.7	1.0
Avg. Stride Freq. [Hz]	2.2	2.3	2.2	2.2	2.2	2.2	2.2	2.2	2.2
Avg. Stride Length [m]	6.8	7.8	7.7	7.7	7.6	7.6	7.4	7.5	7.2



- [] Ranking at each section and finish
- .-.- No data available at this section
- NA No data available



Horse/Jockey Name	EI Of A Seniorita
Final Rank	2
Fastest Section Time (Section)	0:11.70 (1600m)
Top Speed [km/h] (Section)	65.2 (1600m)
Race State	Finished



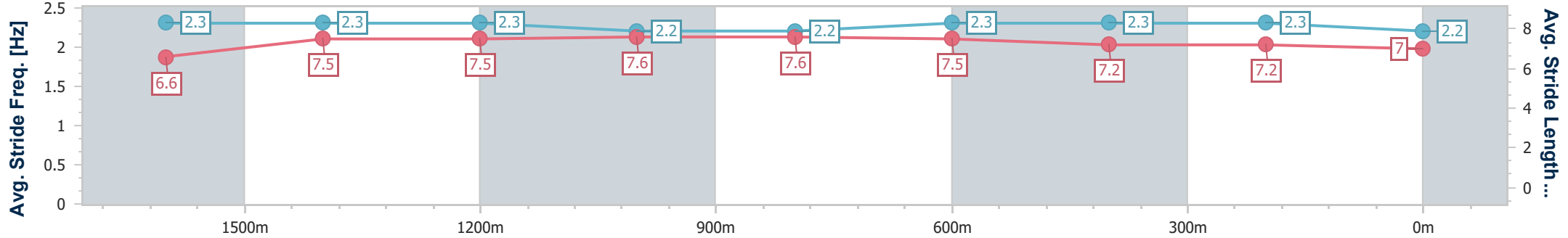
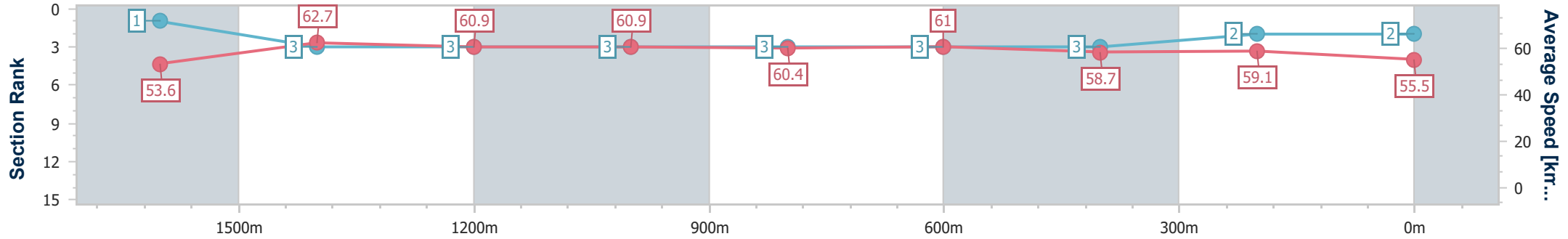
Mackay QLD Professional
Race 8: Racing Again Tues 5th Nov QTIS BM65 Handicap - 1800m



17 October 2024 - 17:26

Track Rating: Good 4, Weather: Fine, Rail Position: True

Section	Overall	1600m	1400m	1200m	1000m	800m	600m	400m	200m
Section Times	1:49.93 [2] (0:13.43)	1:36.50 [1] (0:11.70)	1:24.80 [3] (0:11.97)	1:12.83 [3] (0:11.87)	1:00.96 [3] (0:11.93)	0:49.03 [3] (0:11.76)	0:37.27 [3] (0:12.15)	0:25.12 [3] (0:12.17)	0:12.95 [2] (0:12.95)
Average Speed [km/h]	53.6	62.7	60.9	60.9	60.4	61.0	58.7	59.1	55.5
Top Speed [km/h]	65.1	65.2	62.1	61.3	61.3	61.9	59.5	59.5	57.8
Avg. Dist. to Rail [m]	5.5	2.5	2.5	1.4	0.3	0.7	1.1	0.8	1.7
Avg. Stride Freq. [Hz]	2.3	2.3	2.3	2.2	2.2	2.3	2.3	2.3	2.2
Avg. Stride Length [m]	6.6	7.5	7.5	7.6	7.6	7.5	7.2	7.2	7.0



- [] Ranking at each section and finish
- .-.- No data available at this section
- NA No data available



Horse/Jockey Name	Vivacious Award
Final Rank	3
Fastest Section Time (Section)	0:11.77 (1600m)
Top Speed [km/h] (Section)	62.3 (Overall)
Race State	Finished



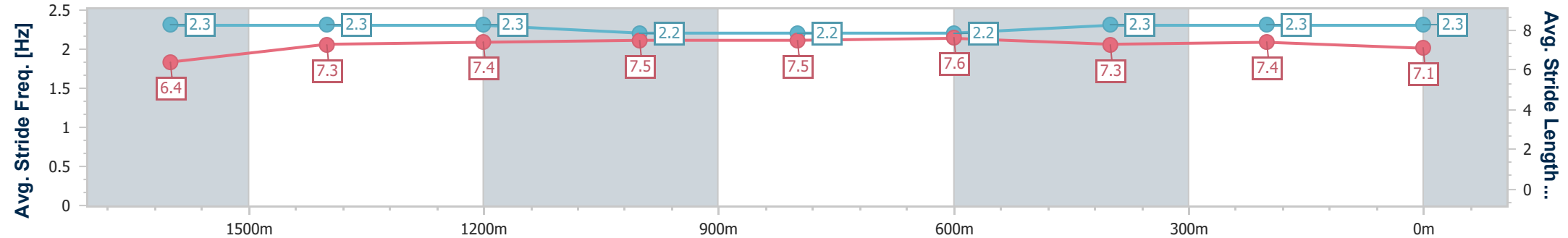
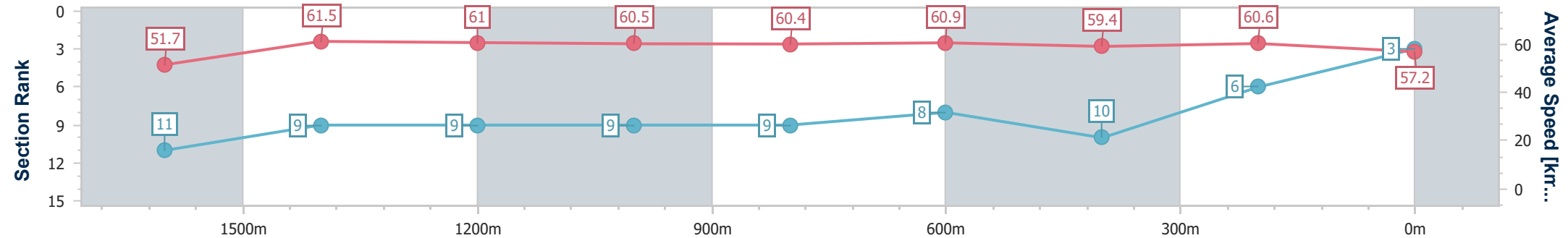
Mackay QLD Professional
Race 8: Racing Again Tues 5th Nov QTIS BM65 Handicap - 1800m



17 October 2024 - 17:26

Track Rating: Good 4, Weather: Fine, Rail Position: True

Section	Overall	1600m	1400m	1200m	1000m	800m	600m	400m	200m
Section Times	1:49.95 [3] (0:13.88)	1:36.07 [11] (0:11.77)	1:24.30 [9] (0:11.93)	1:12.37 [9] (0:11.94)	1:00.43 [9] (0:11.97)	0:48.46 [9] (0:11.85)	0:36.61 [8] (0:12.15)	0:24.46 [10] (0:11.90)	0:12.56 [6] (0:12.56)
Average Speed [km/h]	51.7	61.5	61.0	60.5	60.4	60.9	59.4	60.6	57.2
Top Speed [km/h]	62.3	62.0	61.3	60.7	60.9	62.0	59.8	61.8	59.6
Avg. Dist. to Rail [m]	2.8	1.3	1.6	1.3	1.4	0.9	0.5	3.0	4.1
Avg. Stride Freq. [Hz]	2.3	2.3	2.3	2.2	2.2	2.2	2.3	2.3	2.3
Avg. Stride Length [m]	6.4	7.3	7.4	7.5	7.5	7.6	7.3	7.4	7.1



- [] Ranking at each section and finish
- .-.- No data available at this section
- NA No data available



Horse/Jockey Name	Valley Of Dreams
Final Rank	4
Fastest Section Time (Section)	0:11.66 (1600m)
Top Speed [km/h] (Section)	64.9 (1600m)
Race State	Finished



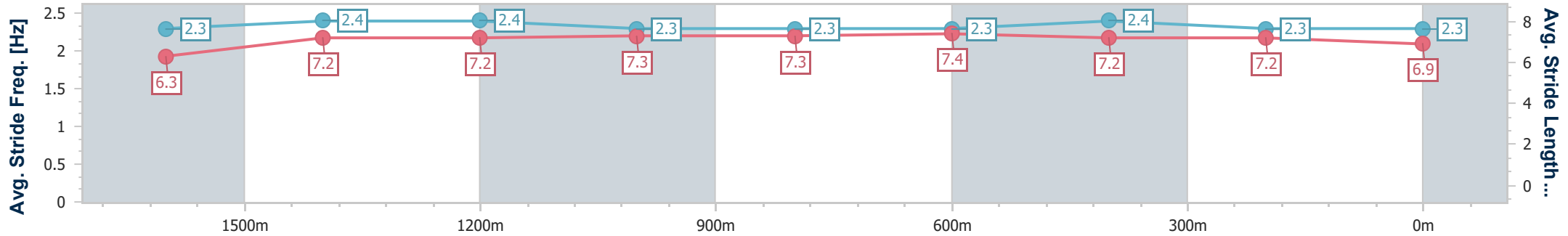
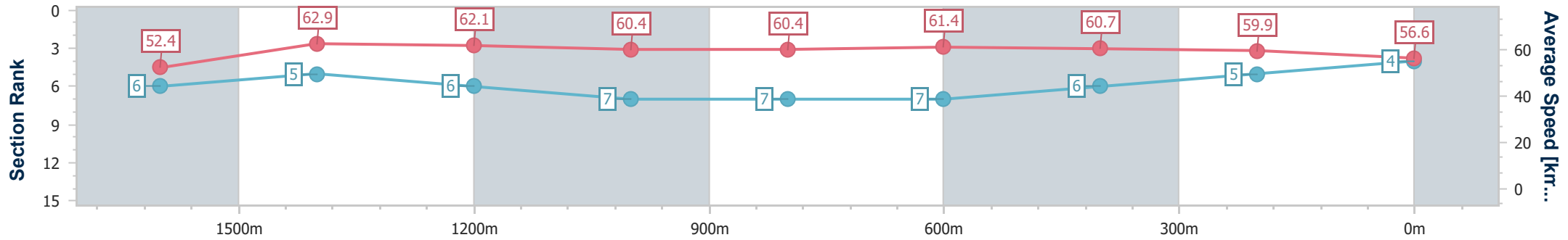
Mackay QLD Professional
Race 8: Racing Again Tues 5th Nov QTIS BM65 Handicap - 1800m



17 October 2024 - 17:26

Track Rating: Good 4, Weather: Fine, Rail Position: True

Section	Overall	1600m	1400m	1200m	1000m	800m	600m	400m	200m
Section Times	1:50.08 [4] (0:13.72)	1:36.36 [6] (0:11.66)	1:24.70 [5] (0:11.94)	1:12.76 [6] (0:12.00)	1:00.76 [7] (0:12.02)	0:48.74 [7] (0:11.86)	0:36.88 [7] (0:12.09)	0:24.79 [6] (0:12.10)	0:12.69 [5] (0:12.69)
Average Speed [km/h]	52.4	62.9	62.1	60.4	60.4	61.4	60.7	59.9	56.6
Top Speed [km/h]	63.7	64.9	63.4	61.3	61.3	62.1	61.4	60.8	58.6
Avg. Dist. to Rail [m]	6.9	3.1	4.2	3.7	3.2	2.9	2.4	4.3	6.2
Avg. Stride Freq. [Hz]	2.3	2.4	2.4	2.3	2.3	2.3	2.4	2.3	2.3
Avg. Stride Length [m]	6.3	7.2	7.2	7.3	7.3	7.4	7.2	7.2	6.9



- [] Ranking at each section and finish
- .-.- No data available at this section
- NA No data available



Horse/Jockey Name	Deel With Me
Final Rank	5
Fastest Section Time (Section)	0:11.92 (1200m)
Top Speed [km/h] (Section)	62.6 (1200m)
Race State	Finished



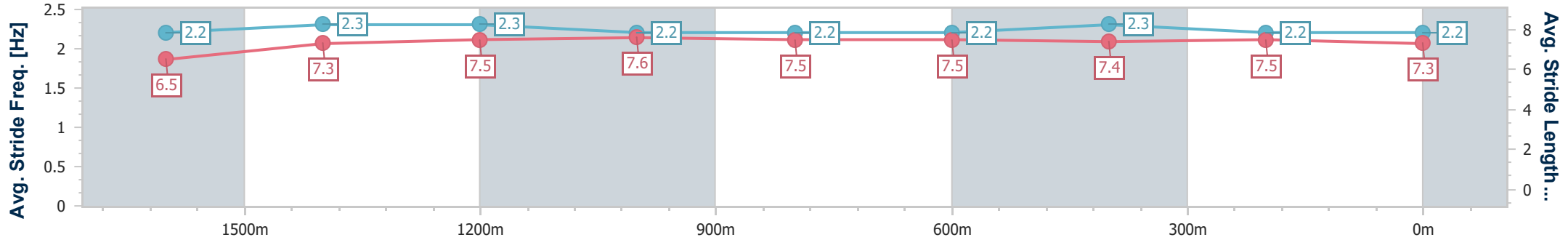
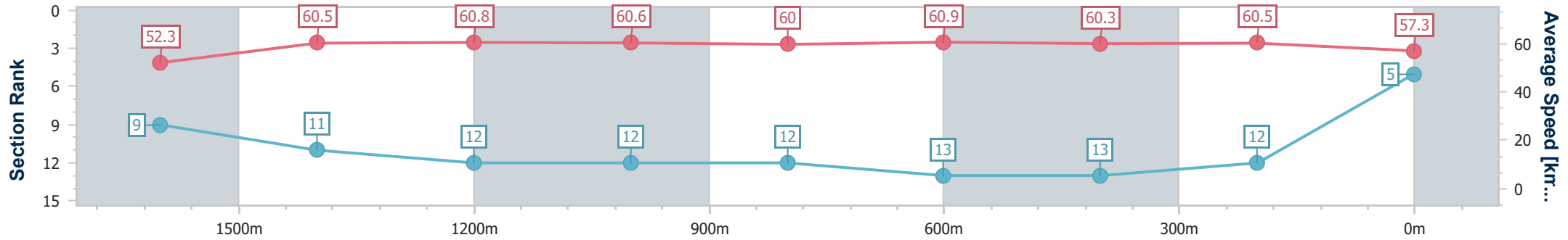
Mackay QLD Professional
Race 8: Racing Again Tues 5th Nov QTIS BM65 Handicap - 1800m



17 October 2024 - 17:26

Track Rating: Good 4, Weather: Fine, Rail Position: True

Section	Overall	1600m	1400m	1200m	1000m	800m	600m	400m	200m
Section Times	1:50.32 [5] (0:13.81)	1:36.51 [9] (0:12.07)	1:24.44 [11] (0:12.04)	1:12.40 [12] (0:11.92)	1:00.48 [12] (0:12.03)	0:48.45 [12] (0:11.96)	0:36.49 [13] (0:11.95)	0:24.54 [13] (0:11.98)	0:12.56 [12] (0:12.56)
Average Speed [km/h]	52.3	60.5	60.8	60.6	60.0	60.9	60.3	60.5	57.3
Top Speed [km/h]	62.2	61.5	62.5	62.6	60.8	61.8	60.9	61.1	59.9
Avg. Dist. to Rail [m]	6.5	2.6	2.6	2.4	1.7	1.8	0.8	2.4	3.5
Avg. Stride Freq. [Hz]	2.2	2.3	2.3	2.2	2.2	2.2	2.3	2.2	2.2
Avg. Stride Length [m]	6.5	7.3	7.5	7.6	7.5	7.5	7.4	7.5	7.3



- [] Ranking at each section and finish
- .-.- No data available at this section
- NA No data available



Horse/Jockey Name	Tavistee
Final Rank	6
Fastest Section Time (Section)	0:11.76 (1600m)
Top Speed [km/h] (Section)	64.9 (Overall)
Race State	Finished



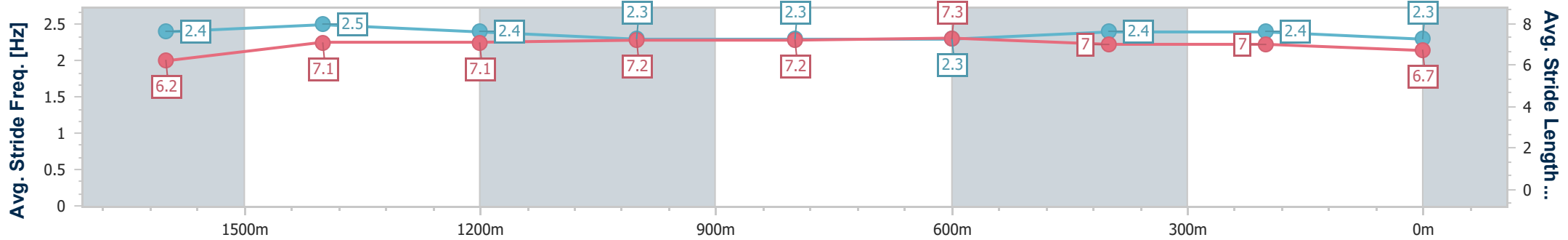
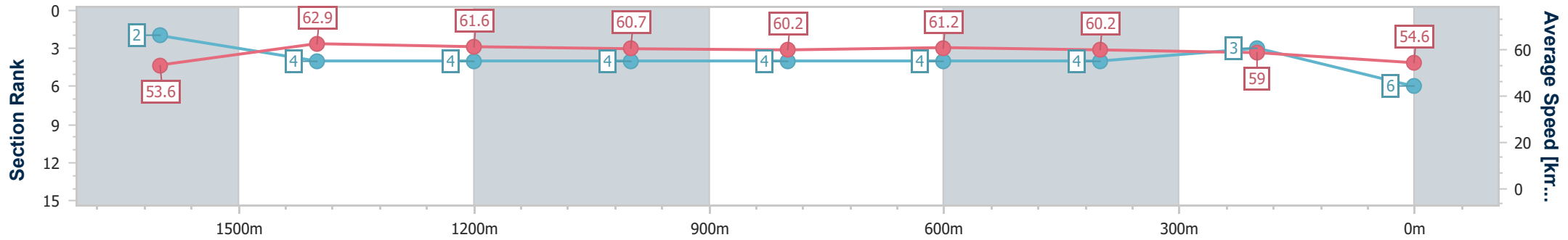
Mackay QLD Professional
Race 8: Racing Again Tues 5th Nov QTIS BM65 Handicap - 1800m



17 October 2024 - 17:26

Track Rating: Good 4, Weather: Fine, Rail Position: True

Section	Overall	1600m	1400m	1200m	1000m	800m	600m	400m	200m
Section Times	1:50.33 [6] (0:13.44)	1:36.89 [2] (0:11.76)	1:25.13 [4] (0:11.91)	1:13.22 [4] (0:11.92)	1:01.30 [4] (0:12.03)	0:49.27 [4] (0:11.81)	0:37.46 [4] (0:12.04)	0:25.42 [4] (0:12.23)	0:13.19 [3] (0:13.19)
Average Speed [km/h]	53.6	62.9	61.6	60.7	60.2	61.2	60.2	59.0	54.6
Top Speed [km/h]	64.9	64.7	63.1	61.9	61.5	61.8	62.1	60.2	56.9
Avg. Dist. to Rail [m]	9.4	3.7	3.3	2.5	1.7	1.5	0.8	3.0	4.4
Avg. Stride Freq. [Hz]	2.4	2.5	2.4	2.3	2.3	2.3	2.4	2.4	2.3
Avg. Stride Length [m]	6.2	7.1	7.1	7.2	7.2	7.3	7.0	7.0	6.7



- [] Ranking at each section and finish
- .-.- No data available at this section
- NA No data available



Horse/Jockey Name	Kellers Shelter
Final Rank	7
Fastest Section Time (Section)	0:11.71 (800m)
Top Speed [km/h] (Section)	63.3 (800m)
Race State	Finished



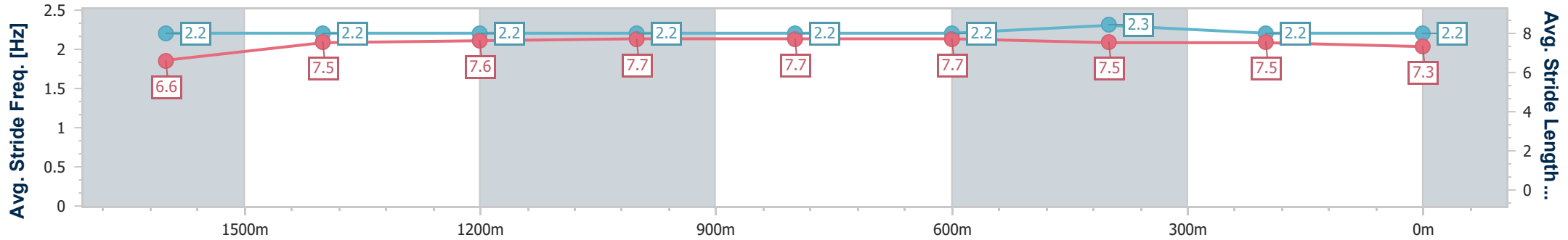
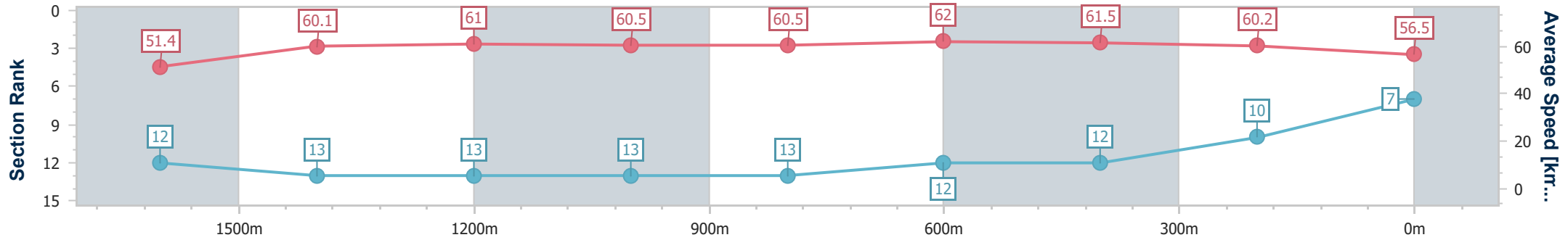
Mackay QLD Professional
Race 8: Racing Again Tues 5th Nov QTIS BM65 Handicap - 1800m



17 October 2024 - 17:26

Track Rating: Good 4, Weather: Fine, Rail Position: True

Section	Overall	1600m	1400m	1200m	1000m	800m	600m	400m	200m
Section Times	1:50.35 [7] (0:14.05)	1:36.30 [12] (0:12.13)	1:24.17 [13] (0:11.98)	1:12.19 [13] (0:11.95)	1:00.24 [13] (0:11.96)	0:48.28 [13] (0:11.71)	0:36.57 [12] (0:11.78)	0:24.79 [12] (0:12.04)	0:12.75 [10] (0:12.75)
Average Speed [km/h]	51.4	60.1	61.0	60.5	60.5	62.0	61.5	60.2	56.5
Top Speed [km/h]	60.6	61.2	62.4	62.3	60.5	63.3	62.9	61.7	58.0
Avg. Dist. to Rail [m]	11.4	2.6	2.3	1.8	1.0	2.0	1.3	4.2	8.0
Avg. Stride Freq. [Hz]	2.2	2.2	2.2	2.2	2.2	2.2	2.3	2.2	2.2
Avg. Stride Length [m]	6.6	7.5	7.6	7.7	7.7	7.7	7.5	7.5	7.3



- [] Ranking at each section and finish
- .-.- No data available at this section
- NA No data available



Horse/Jockey Name	Murrajong Road
Final Rank	8
Fastest Section Time (Section)	0:11.78 (1400m)
Top Speed [km/h] (Section)	63.5 (600m)
Race State	Finished



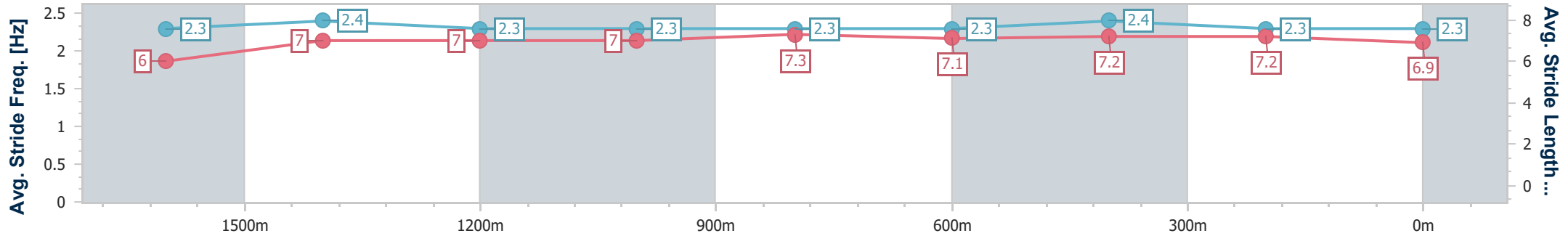
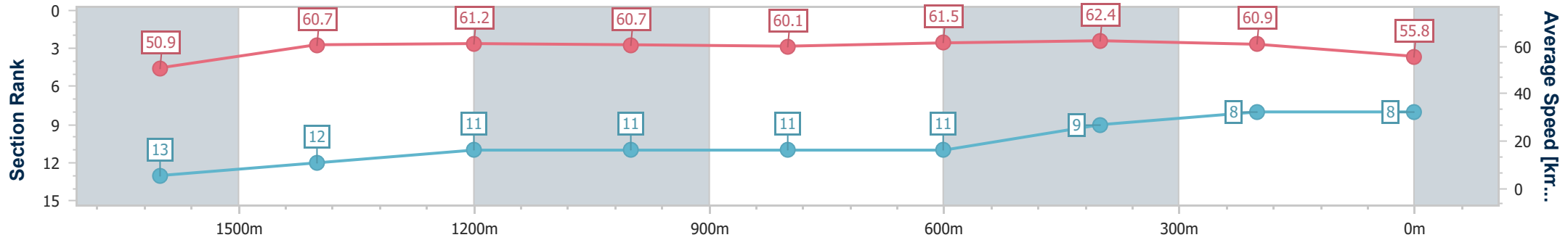
Mackay QLD Professional
Race 8: Racing Again Tues 5th Nov QTIS BM65 Handicap - 1800m



17 October 2024 - 17:26

Track Rating: Good 4, Weather: Fine, Rail Position: True

Section	Overall	1600m	1400m	1200m	1000m	800m	600m	400m	200m
Section Times	1:50.37 [8] (0:14.14)	1:36.23 [13] (0:11.92)	1:24.31 [12] (0:11.78)	1:12.53 [11] (0:11.93)	1:00.60 [11] (0:12.03)	0:48.57 [11] (0:11.81)	0:36.76 [11] (0:11.87)	0:24.89 [9] (0:12.01)	0:12.88 [8] (0:12.88)
Average Speed [km/h]	50.9	60.7	61.2	60.7	60.1	61.5	62.4	60.9	55.8
Top Speed [km/h]	61.6	61.6	62.4	61.9	60.9	62.5	63.5	61.8	60.0
Avg. Dist. to Rail [m]	6.5	0.7	1.0	1.7	1.7	2.3	4.2	5.8	7.4
Avg. Stride Freq. [Hz]	2.3	2.4	2.3	2.3	2.3	2.3	2.4	2.3	2.3
Avg. Stride Length [m]	6.0	7.0	7.0	7.0	7.3	7.1	7.2	7.2	6.9



- [] Ranking at each section and finish
- .-.- No data available at this section
- NA No data available



Horse/Jockey Name	Blue Ray
Final Rank	9
Fastest Section Time (Section)	0:11.74 (1600m)
Top Speed [km/h] (Section)	64.4 (1600m)
Race State	Finished



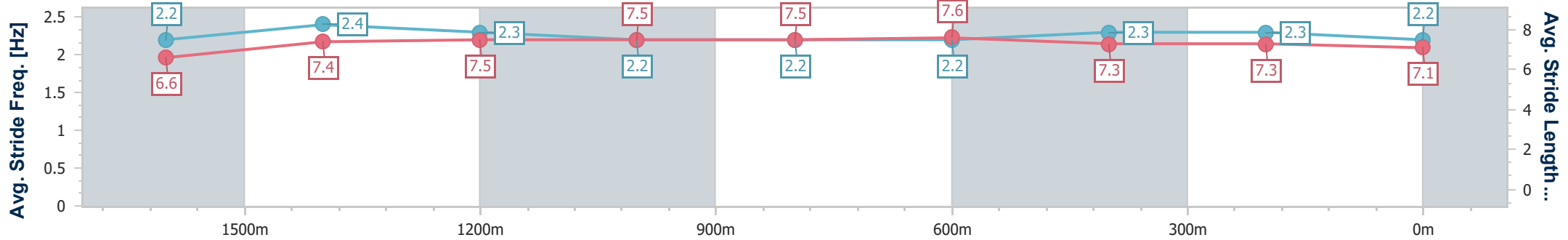
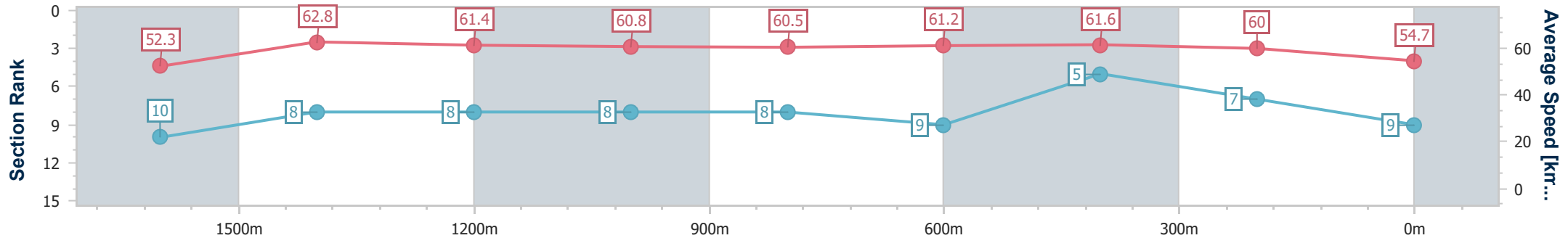
Mackay QLD Professional
Race 8: Racing Again Tues 5th Nov QTIS BM65 Handicap - 1800m



17 October 2024 - 17:26

Track Rating: Good 4, Weather: Fine, Rail Position: True

Section	Overall	1600m	1400m	1200m	1000m	800m	600m	400m	200m
Section Times	1:50.56 [9] (0:13.81)	1:36.75 [10] (0:11.74)	1:25.01 [8] (0:11.96)	1:13.05 [8] (0:11.94)	1:01.11 [8] (0:12.00)	0:49.11 [8] (0:11.90)	0:37.21 [9] (0:11.92)	0:25.29 [5] (0:12.14)	0:13.15 [7] (0:13.15)
Average Speed [km/h]	52.3	62.8	61.4	60.8	60.5	61.2	61.6	60.0	54.7
Top Speed [km/h]	63.1	64.4	62.2	61.7	61.6	62.0	62.9	61.0	58.0
Avg. Dist. to Rail [m]	8.9	3.9	3.5	3.4	3.0	2.9	3.0	5.1	6.5
Avg. Stride Freq. [Hz]	2.2	2.4	2.3	2.2	2.2	2.2	2.3	2.3	2.2
Avg. Stride Length [m]	6.6	7.4	7.5	7.5	7.5	7.6	7.3	7.3	7.1



- [] Ranking at each section and finish
- .-.- No data available at this section
- NA No data available



Horse/Jockey Name	Torque Espagna
Final Rank	10
Fastest Section Time (Section)	0:11.82 (800m)
Top Speed [km/h] (Section)	62.8 (1600m)
Race State	Finished



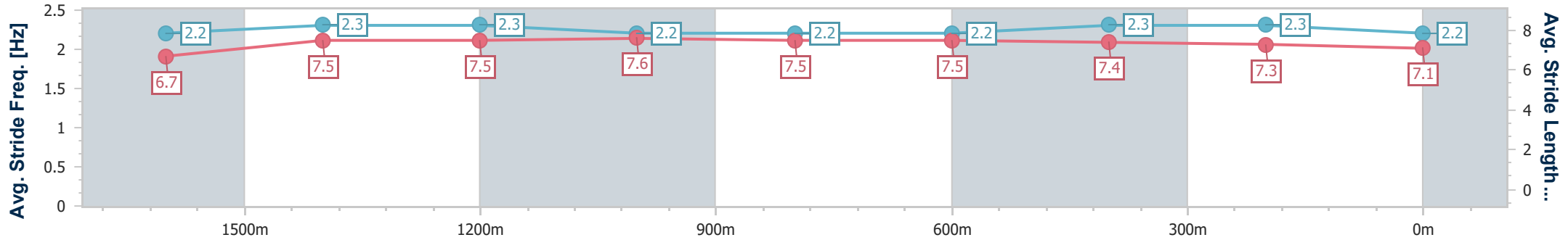
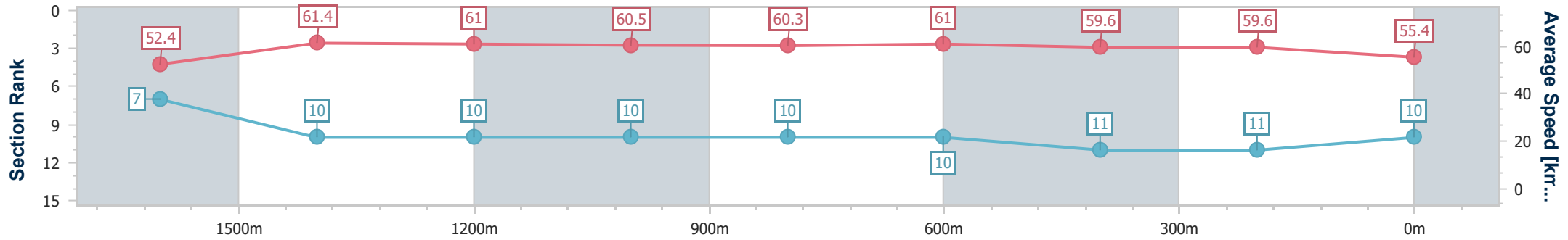
Mackay QLD Professional
Race 8: Racing Again Tues 5th Nov QTIS BM65 Handicap - 1800m



17 October 2024 - 17:26

Track Rating: Good 4, Weather: Fine, Rail Position: True

Section	Overall	1600m	1400m	1200m	1000m	800m	600m	400m	200m
Section Times	1:50.66 [10] (0:13.73)	1:36.93 [7] (0:11.93)	1:25.00 [10] (0:11.97)	1:13.03 [10] (0:11.97)	1:01.06 [10] (0:12.01)	0:49.05 [10] (0:11.82)	0:37.23 [10] (0:12.11)	0:25.12 [11] (0:12.14)	0:12.98 [11] (0:12.98)
Average Speed [km/h]	52.4	61.4	61.0	60.5	60.3	61.0	59.6	59.6	55.4
Top Speed [km/h]	62.3	62.8	62.0	60.9	60.8	62.2	60.2	60.8	58.4
Avg. Dist. to Rail [m]	4.3	2.3	2.8	2.4	1.7	1.3	0.6	2.9	4.7
Avg. Stride Freq. [Hz]	2.2	2.3	2.3	2.2	2.2	2.2	2.3	2.3	2.2
Avg. Stride Length [m]	6.7	7.5	7.5	7.6	7.5	7.5	7.4	7.3	7.1



- [] Ranking at each section and finish
- .-.- No data available at this section
- NA No data available



Horse/Jockey Name	Diasonic
Final Rank	11
Fastest Section Time (Section)	0:11.56 (1600m)
Top Speed [km/h] (Section)	65.2 (Overall)
Race State	Finished



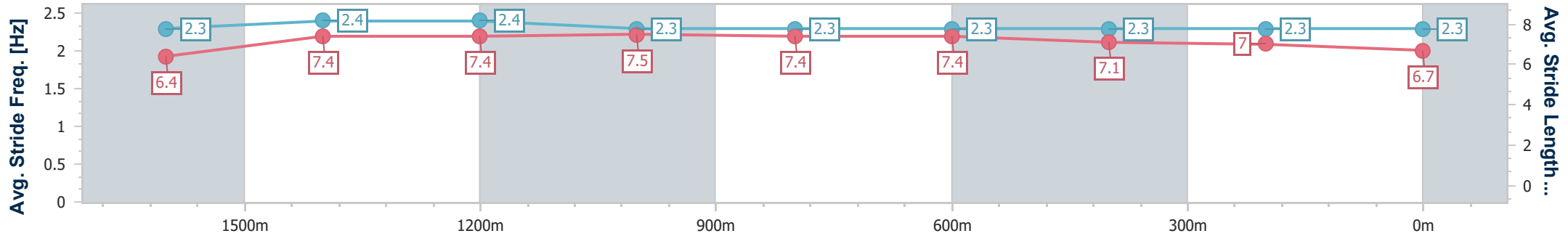
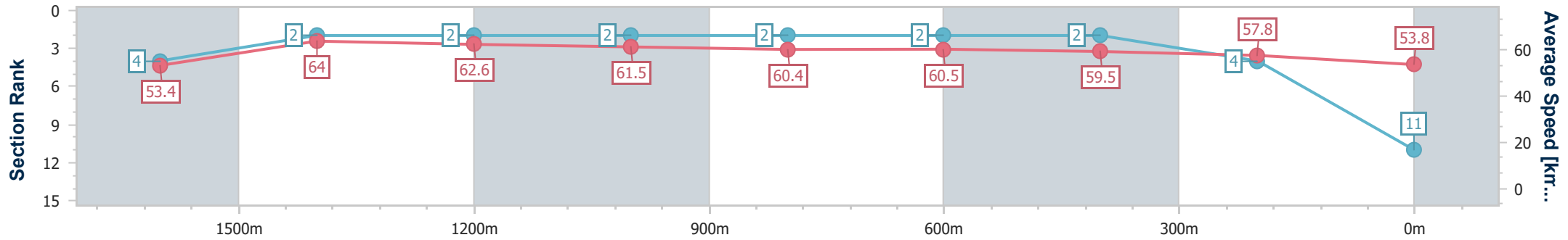
Mackay QLD Professional
Race 8: Racing Again Tues 5th Nov QTIS BM65 Handicap - 1800m



17 October 2024 - 17:26

Track Rating: Good 4, Weather: Fine, Rail Position: True

Section	Overall	1600m	1400m	1200m	1000m	800m	600m	400m	200m
Section Times	1:50.68 [11] (0:13.50)	1:37.18 [4] (0:11.56)	1:25.62 [2] (0:11.84)	1:13.78 [2] (0:11.83)	1:01.95 [2] (0:12.00)	0:49.95 [2] (0:11.92)	0:38.03 [2] (0:12.15)	0:25.88 [2] (0:12.47)	0:13.41 [4] (0:13.41)
Average Speed [km/h]	53.4	64.0	62.6	61.5	60.4	60.5	59.5	57.8	53.8
Top Speed [km/h]	65.2	64.8	64.5	62.4	61.0	61.3	61.0	58.9	56.8
Avg. Dist. to Rail [m]	11.3	4.8	4.6	3.7	2.2	1.2	0.5	2.2	2.4
Avg. Stride Freq. [Hz]	2.3	2.4	2.4	2.3	2.3	2.3	2.3	2.3	2.3
Avg. Stride Length [m]	6.4	7.4	7.4	7.5	7.4	7.4	7.1	7.0	6.7



- [] Ranking at each section and finish
- .-.- No data available at this section
- NA No data available



Horse/Jockey Name	Leica Bita Fun
Final Rank	12
Fastest Section Time (Section)	0:11.74 (1600m)
Top Speed [km/h] (Section)	64.9 (Overall)
Race State	Finished



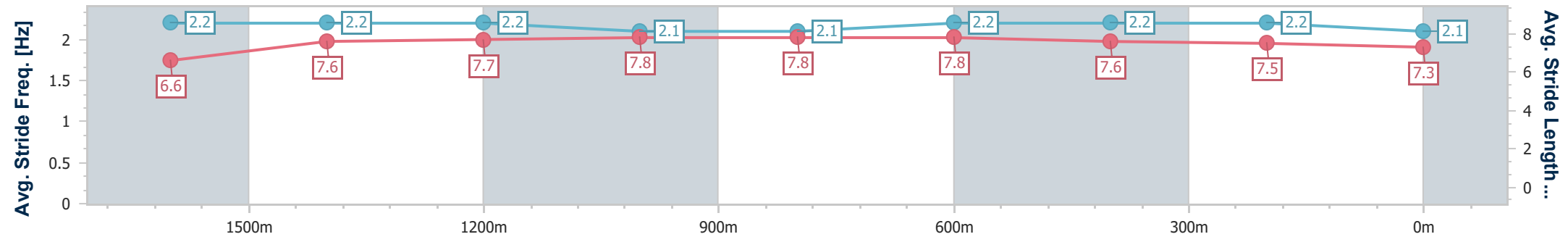
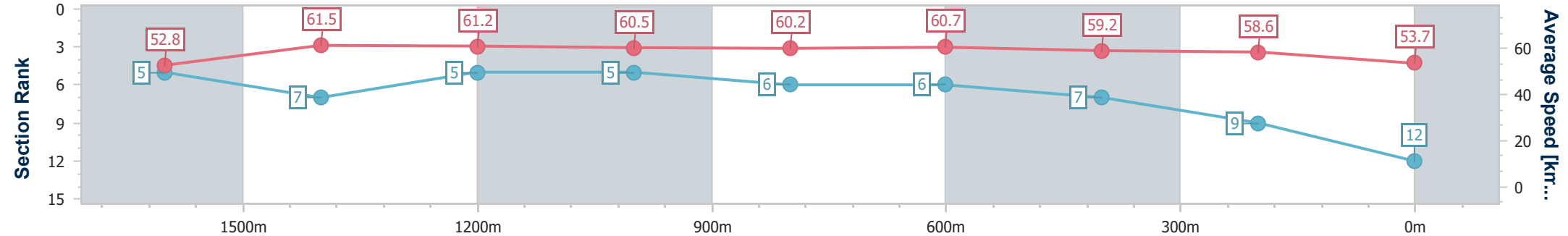
Mackay QLD Professional
Race 8: Racing Again Tues 5th Nov QTIS BM65 Handicap - 1800m



17 October 2024 - 17:26

Track Rating: Good 4, Weather: Fine, Rail Position: True

Section	Overall	1600m	1400m	1200m	1000m	800m	600m	400m	200m
Section Times	1:50.97 [12] (0:13.66)	1:37.31 [5] (0:11.74)	1:25.57 [7] (0:11.85)	1:13.72 [5] (0:11.98)	1:01.74 [5] (0:12.02)	0:49.72 [6] (0:11.89)	0:37.83 [6] (0:12.18)	0:25.65 [7] (0:12.23)	0:13.42 [9] (0:13.42)
Average Speed [km/h]	52.8	61.5	61.2	60.5	60.2	60.7	59.2	58.6	53.7
Top Speed [km/h]	64.9	64.9	62.1	61.6	60.8	61.3	59.7	59.7	58.1
Avg. Dist. to Rail [m]	4.7	1.2	1.3	2.3	2.0	1.0	0.5	1.3	2.0
Avg. Stride Freq. [Hz]	2.2	2.2	2.2	2.1	2.1	2.2	2.2	2.2	2.1
Avg. Stride Length [m]	6.6	7.6	7.7	7.8	7.8	7.8	7.6	7.5	7.3



- [] Ranking at each section and finish
- .-.- No data available at this section
- NA No data available



Horse/Jockey Name	Blue Swimmer
Final Rank	13
Fastest Section Time (Section)	0:11.62 (1600m)
Top Speed [km/h] (Section)	64.1 (1600m)
Race State	Finished



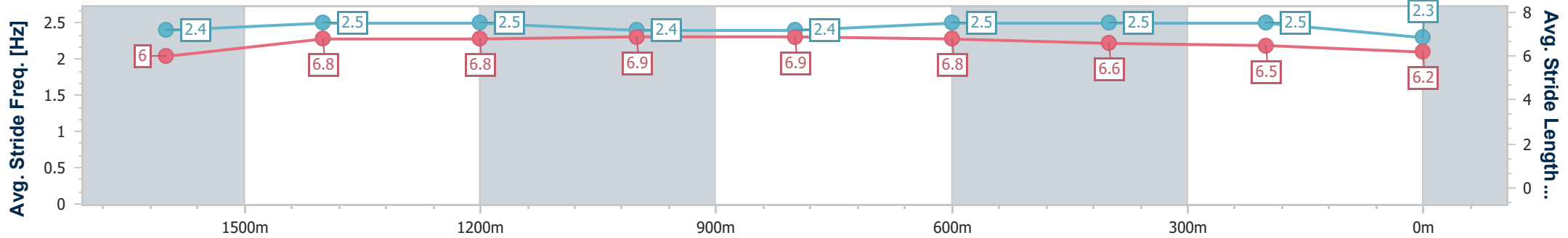
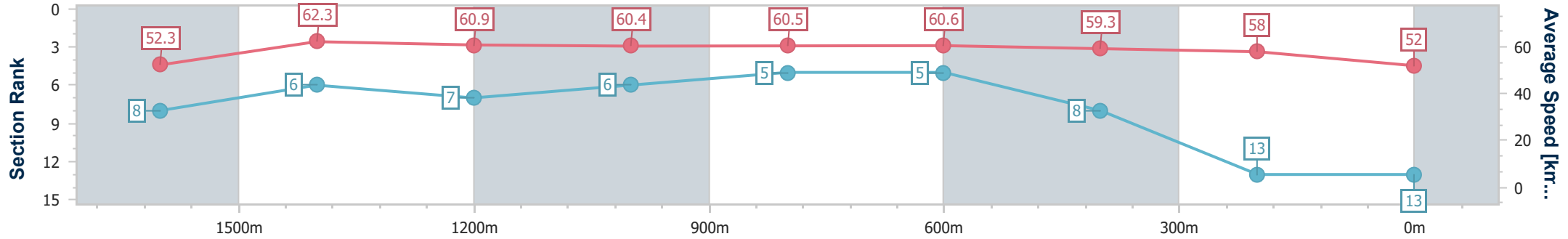
Mackay QLD Professional
Race 8: Racing Again Tues 5th Nov QTIS BM65 Handicap - 1800m



17 October 2024 - 17:26

Track Rating: Good 4, Weather: Fine, Rail Position: True

Section	Overall	1600m	1400m	1200m	1000m	800m	600m	400m	200m
Section Times	1:51.60 [13] (0:13.77)	1:37.83 [8] (0:11.62)	1:26.21 [6] (0:11.94)	1:14.27 [7] (0:11.96)	1:02.31 [6] (0:11.95)	0:50.36 [5] (0:11.88)	0:38.48 [5] (0:12.21)	0:26.27 [8] (0:12.45)	0:13.82 [13] (0:13.82)
Average Speed [km/h]	52.3	62.3	60.9	60.4	60.5	60.6	59.3	58.0	52.0
Top Speed [km/h]	63.9	64.1	61.6	60.8	61.0	61.4	60.0	58.5	57.5
Avg. Dist. to Rail [m]	1.8	1.1	1.6	1.5	1.1	0.9	0.5	1.1	2.0
Avg. Stride Freq. [Hz]	2.4	2.5	2.5	2.4	2.4	2.5	2.5	2.5	2.3
Avg. Stride Length [m]	6.0	6.8	6.8	6.9	6.9	6.8	6.6	6.5	6.2



- [] Ranking at each section and finish
- .-.- No data available at this section
- NA No data available