



Ipswich QLD Professional
Race 1: CHERY IPSWICH Maiden Plate - 800m
 18 October 2024 - 13:24



Track Rating: Soft 5, Weather: Fine, Rail Position: +3m Entire

Section										Last 600m		
Field Times		Overall	600m	400m	200m							
		0:45.51 (0:13.13)	0:32.38 (0:10.28)	0:22.10 (0:10.77)	0:11.33 (0:11.33)						0:32.38	
Rank	TAB	Horse/Jockey	Barrier	Top Speed [km/h]	Fastest Section	Overall	600m	400m	200m	Margin	Last 600m	Distance Travelled [m]
1	8	GILIANA Angela Jones	10	72.2 600m	0:10.28 600m	0:45.51 [1] (0:13.13)	0:32.38 [1] (0:10.28)	0:22.10 [1] (0:10.77)	0:11.33 [1] (0:11.33)	0:45.51	0:32.38	
2	7	BOARD MEMBER Fiona Sandkuhl	1	70.9 600m	0:10.31 600m	0:45.77 [2] (0:13.56)	0:32.21 [6] (0:10.31)	0:21.90 [4] (0:10.66)	0:11.24 [3] (0:11.24)	1.58L	0:32.21	+0
3	9	LOOK IT'S LUCY Georgina Cartwright	2	72.0 Overall	0:10.24 600m	0:46.04 [3] (0:13.35)	0:32.69 [2] (0:10.24)	0:22.45 [2] (0:10.86)	0:11.59 [2] (0:11.59)	3.17L	0:32.69	+1
4	3	JEROBI Landan Sykes	7	71.6 600m	0:10.38 600m	0:46.13 [4] (0:13.55)	0:32.58 [5] (0:10.38)	0:22.20 [7] (0:10.89)	0:11.31 [5] (0:11.31)	3.67L	0:32.58	+6
5	5	SO YES IT IS James Orman	4	72.2 600m	0:10.23 600m	0:46.17 [5] (0:13.67)	0:32.50 [7] (0:10.23)	0:22.27 [5] (0:10.85)	0:11.42 [4] (0:11.42)	3.93L	0:32.50	+0
6	2	JEDIAH Darren Evans	9	69.7 600m	0:10.46 600m	0:46.27 [6] (0:14.17)	0:32.10 [10] (0:10.46)	0:21.64 [10] (0:10.70)	0:10.94 [9] (0:10.94)	4.49L	0:32.10	+1
7	4	KING OF THE VIBE Olivia Kendal	6	70.7 600m	0:10.45 600m	0:46.56 [7] (0:13.48)	0:33.08 [4] (0:10.45)	0:22.63 [6] (0:10.97)	0:11.66 [6] (0:11.66)	6.2L	0:33.08	+3
8	6	BEGORRA Shania Willis	8	71.3 Overall	0:10.35 600m	0:46.78 [8] (0:14.12)	0:32.66 [9] (0:10.35)	0:22.31 [9] (0:10.85)	0:11.46 [8] (0:11.46)	7.48L	0:32.66	+1
9	12	SPLIT THE CASH Kenji Yoshida	5	70.9 600m	0:10.46 600m	0:46.81 [9] (0:13.39)	0:33.42 [3] (0:10.46)	0:22.96 [3] (0:11.16)	0:11.80 [7] (0:11.80)	7.68L	0:33.42	+3
10	10	MISS HONEYCOMB Amy Graham	3	70.3 600m	0:10.39 600m	0:47.21 [10] (0:13.97)	0:33.24 [8] (0:10.39)	0:22.85 [8] (0:11.11)	0:11.74 [10] (0:11.74)	10.03L	0:33.24	+1

Scratched: Casual Man (#1), Summer Bride (#13), Queen Nina (#11)

[] Ranking at each section and finish
 -:-:- No data available at this section
 NA No data available

SCN Saddle cloth number
 DNF Did not finish
 DNT Did not track



Horse/Jockey Name	Giliana
Final Rank	1
Fastest Section Time (Section)	0:10.28 (600m)
Top Speed [km/h] (Section)	72.2 (600m)
Race State	Finished



Ipswich QLD Professional

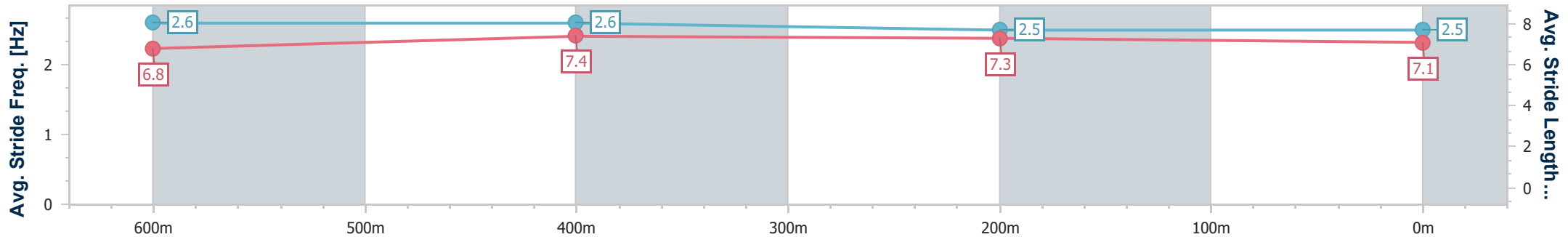
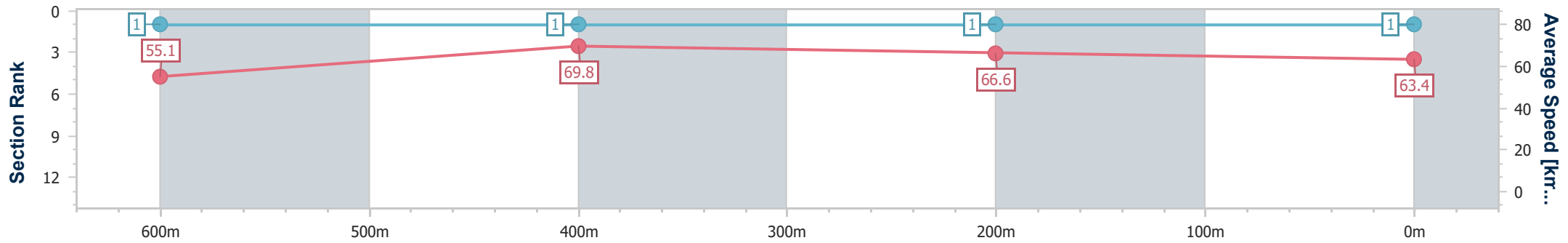
Race 1: CHERY IPSWICH Maiden Plate - 800m

18 October 2024 - 13:24



Track Rating: Soft 5, Weather: Fine, Rail Position: +3m Entire

Section	Overall	600m	400m	200m
Section Times	0:45.51 [1] (0:13.13)	0:32.38 [1] (0:10.28)	0:22.10 [1] (0:10.77)	0:11.33 [1] (0:11.33)
Average Speed [km/h]	55.1	69.8	66.6	63.4
Top Speed [km/h]	72.2	72.2	68.5	65.9
Avg. Dist. to Rail [m]	8.3	1.1	1.3	0.8
Avg. Stride Freq. [Hz]	2.6	2.6	2.5	2.5
Avg. Stride Length [m]	6.8	7.4	7.3	7.1



- [] Ranking at each section and finish
- .-.- No data available at this section
- NA No data available



Horse/Jockey Name	Board Member
Final Rank	2
Fastest Section Time (Section)	0:10.31 (600m)
Top Speed [km/h] (Section)	70.9 (600m)
Race State	Finished



Ipswich QLD Professional

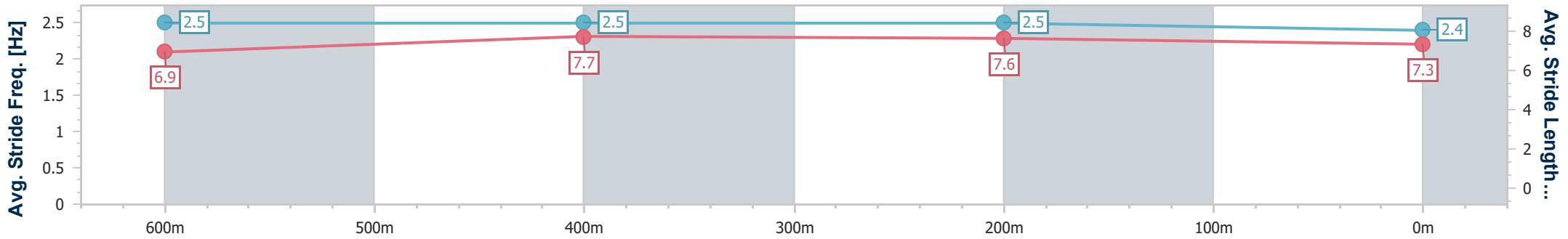
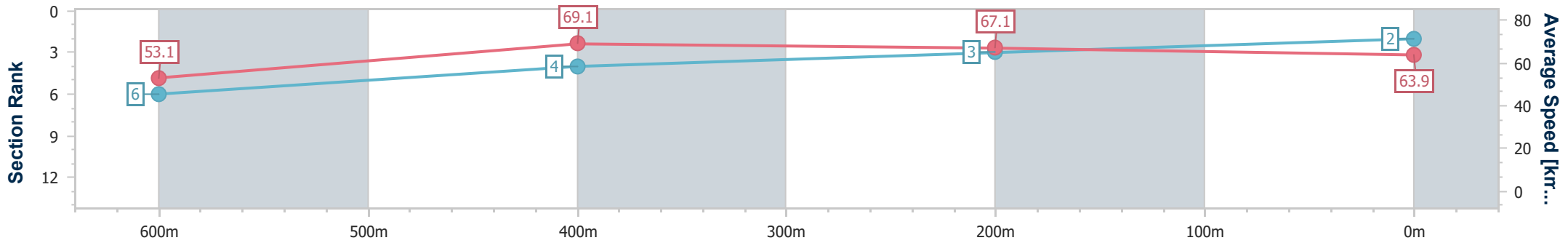
Race 1: CHERY IPSWICH Maiden Plate - 800m

18 October 2024 - 13:24



Track Rating: Soft 5, Weather: Fine, Rail Position: +3m Entire

Section	Overall	600m	400m	200m
Section Times	0:45.77 [2] (0:13.56)	0:32.21 [6] (0:10.31)	0:21.90 [4] (0:10.66)	0:11.24 [3] (0:11.24)
Average Speed [km/h]	53.1	69.1	67.1	63.9
Top Speed [km/h]	70.2	70.9	67.7	66.7
Avg. Dist. to Rail [m]	0.7	1.7	2.2	1.7
Avg. Stride Freq. [Hz]	2.5	2.5	2.5	2.4
Avg. Stride Length [m]	6.9	7.7	7.6	7.3



- [] Ranking at each section and finish
- .-.- No data available at this section
- NA No data available



Horse/Jockey Name	Look It's Lucy
Final Rank	3
Fastest Section Time (Section)	0:10.24 (600m)
Top Speed [km/h] (Section)	72.0 (Overall)
Race State	Finished



Ipswich QLD Professional

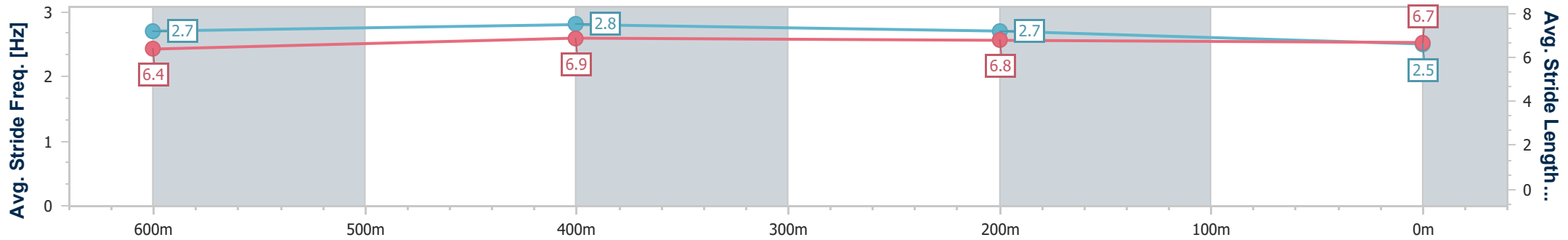
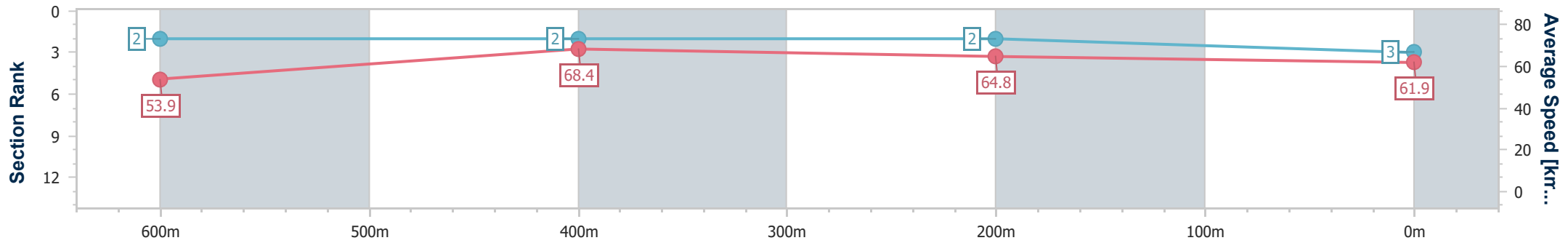
Race 1: CHERY IPSWICH Maiden Plate - 800m

18 October 2024 - 13:24



Track Rating: Soft 5, Weather: Fine, Rail Position: +3m Entire

Section	Overall	600m	400m	200m
Section Times	0:46.04 [3] (0:13.35)	0:32.69 [2] (0:10.24)	0:22.45 [2] (0:10.86)	0:11.59 [2] (0:11.59)
Average Speed [km/h]	53.9	68.4	64.8	61.9
Top Speed [km/h]	72.0	72.0	65.9	65.0
Avg. Dist. to Rail [m]	1.6	0.9	1.0	0.8
Avg. Stride Freq. [Hz]	2.7	2.8	2.7	2.5
Avg. Stride Length [m]	6.4	6.9	6.8	6.7



- [] Ranking at each section and finish
- .-.- No data available at this section
- NA No data available



Horse/Jockey Name	Jerobi
Final Rank	4
Fastest Section Time (Section)	0:10.38 (600m)
Top Speed [km/h] (Section)	71.6 (600m)
Race State	Finished



Ipswich QLD Professional

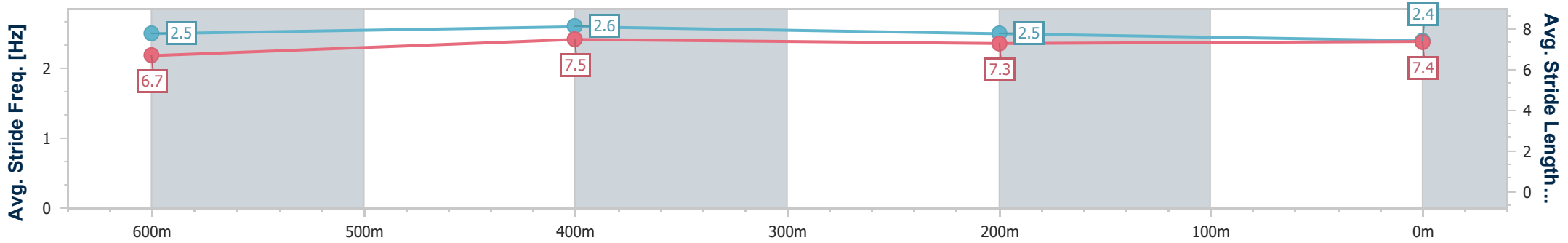
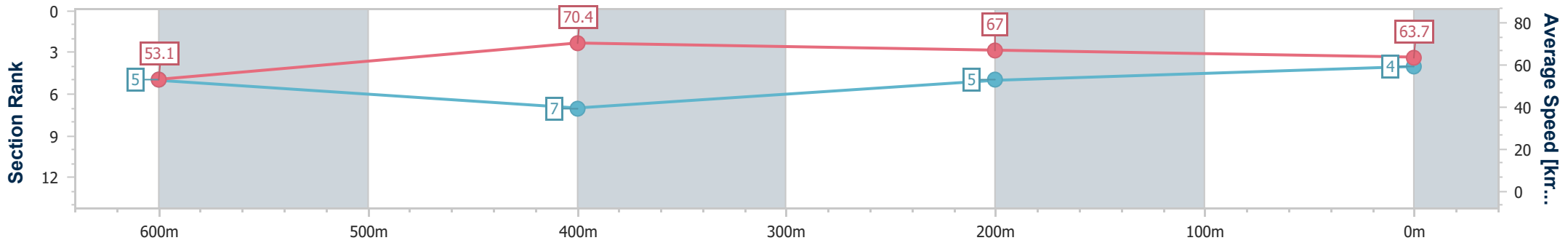
Race 1: CHERY IPSWICH Maiden Plate - 800m

18 October 2024 - 13:24



Track Rating: Soft 5, Weather: Fine, Rail Position: +3m Entire

Section	Overall	600m	400m	200m
Section Times	0:46.13 [4] (0:13.55)	0:32.58 [5] (0:10.38)	0:22.20 [7] (0:10.89)	0:11.31 [5] (0:11.31)
Average Speed [km/h]	53.1	70.4	67.0	63.7
Top Speed [km/h]	70.9	71.6	68.7	66.1
Avg. Dist. to Rail [m]	7.6	4.9	3.2	4.2
Avg. Stride Freq. [Hz]	2.5	2.6	2.5	2.4
Avg. Stride Length [m]	6.7	7.5	7.3	7.4



- [] Ranking at each section and finish
- .-.- No data available at this section
- NA No data available



Horse/Jockey Name	So Yes It Is
Final Rank	5
Fastest Section Time (Section)	0:10.23 (600m)
Top Speed [km/h] (Section)	72.2 (600m)
Race State	Finished



Ipswich QLD Professional

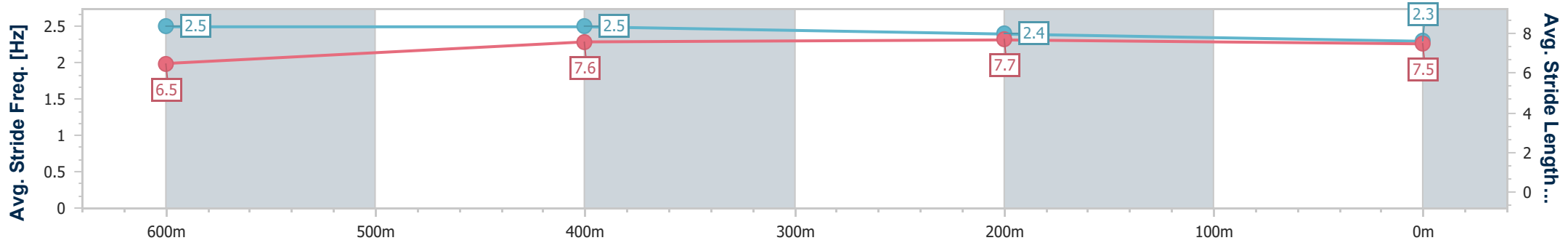
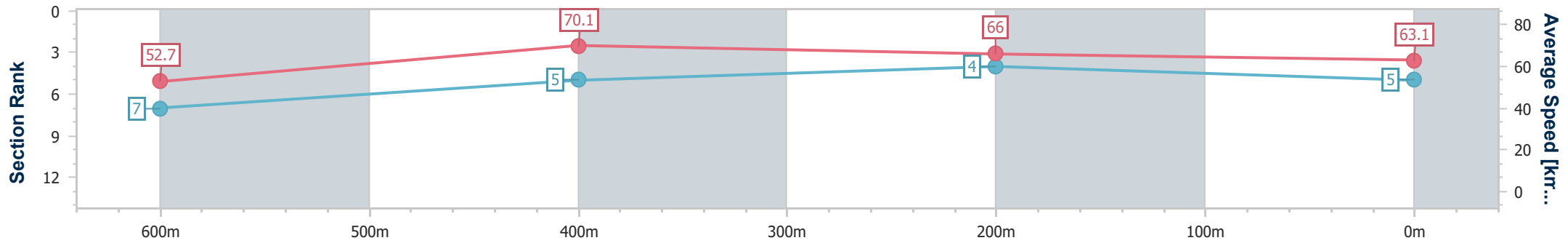
Race 1: CHERY IPSWICH Maiden Plate - 800m

18 October 2024 - 13:24



Track Rating: Soft 5, Weather: Fine, Rail Position: +3m Entire

Section	Overall	600m	400m	200m
Section Times	0:46.17 [5] (0:13.67)	0:32.50 [7] (0:10.23)	0:22.27 [5] (0:10.85)	0:11.42 [4] (0:11.42)
Average Speed [km/h]	52.7	70.1	66.0	63.1
Top Speed [km/h]	71.7	72.2	68.1	65.1
Avg. Dist. to Rail [m]	1.1	1.0	1.0	2.2
Avg. Stride Freq. [Hz]	2.5	2.5	2.4	2.3
Avg. Stride Length [m]	6.5	7.6	7.7	7.5



- [] Ranking at each section and finish
- .-.- No data available at this section
- NA No data available



Horse/Jockey Name	Jediah
Final Rank	6
Fastest Section Time (Section)	0:10.46 (600m)
Top Speed [km/h] (Section)	69.7 (600m)
Race State	Finished



Ipswich QLD Professional

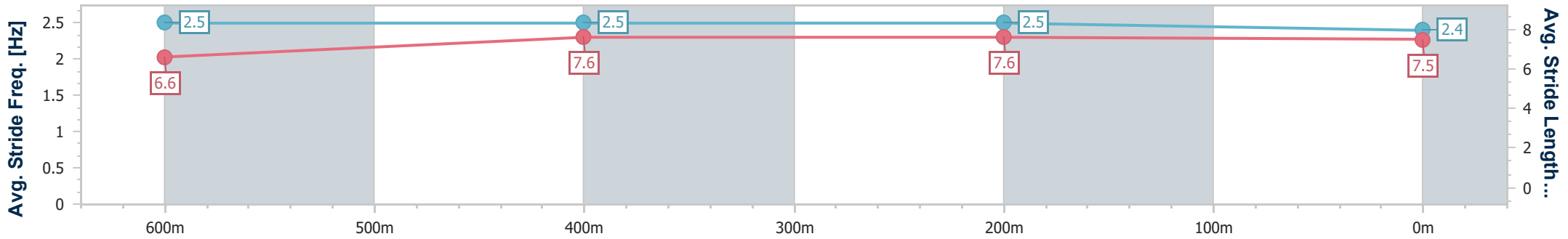
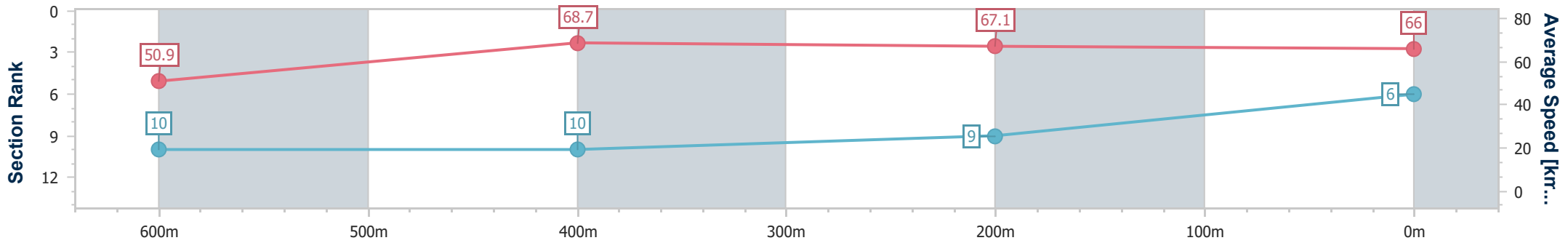
Race 1: CHERY IPSWICH Maiden Plate - 800m

18 October 2024 - 13:24



Track Rating: Soft 5, Weather: Fine, Rail Position: +3m Entire

Section	Overall	600m	400m	200m
Section Times	0:46.27 [6] (0:14.17)	0:32.10 [10] (0:10.46)	0:21.64 [10] (0:10.70)	0:10.94 [9] (0:10.94)
Average Speed [km/h]	50.9	68.7	67.1	66.0
Top Speed [km/h]	68.7	69.7	67.6	67.0
Avg. Dist. to Rail [m]	8.0	2.0	1.1	6.5
Avg. Stride Freq. [Hz]	2.5	2.5	2.5	2.4
Avg. Stride Length [m]	6.6	7.6	7.6	7.5



- [] Ranking at each section and finish
- .-.- No data available at this section
- NA No data available



Horse/Jockey Name	King Of The Vibe
Final Rank	7
Fastest Section Time (Section)	0:10.45 (600m)
Top Speed [km/h] (Section)	70.7 (600m)
Race State	Finished



Ipswich QLD Professional

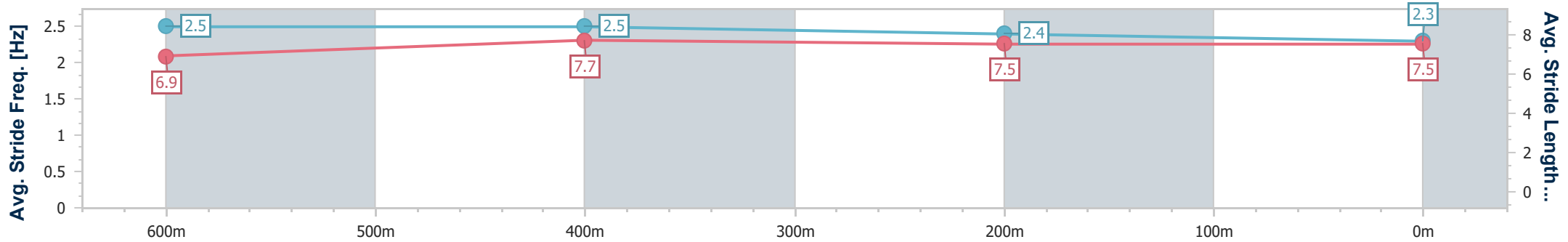
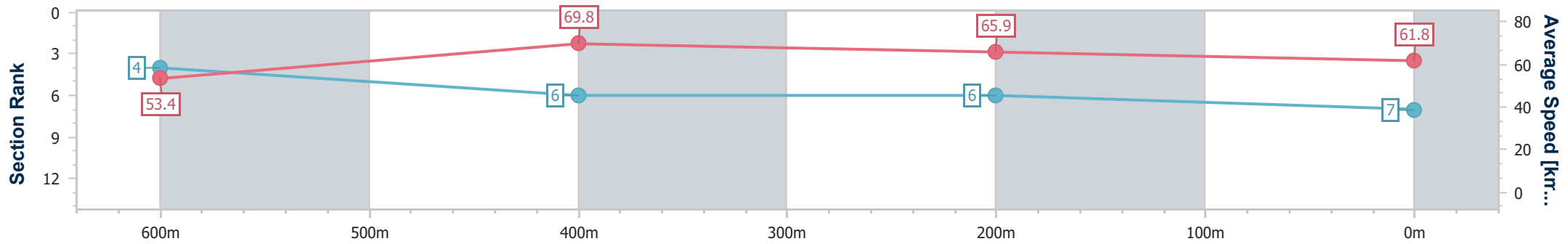
Race 1: CHERY IPSWICH Maiden Plate - 800m

18 October 2024 - 13:24



Track Rating: Soft 5, Weather: Fine, Rail Position: +3m Entire

Section	Overall	600m	400m	200m
Section Times	0:46.56 [7] (0:13.48)	0:33.08 [4] (0:10.45)	0:22.63 [6] (0:10.97)	0:11.66 [6] (0:11.66)
Average Speed [km/h]	53.4	69.8	65.9	61.8
Top Speed [km/h]	70.1	70.7	67.2	64.0
Avg. Dist. to Rail [m]	5.8	3.9	1.6	4.3
Avg. Stride Freq. [Hz]	2.5	2.5	2.4	2.3
Avg. Stride Length [m]	6.9	7.7	7.5	7.5



- [] Ranking at each section and finish
- .-.- No data available at this section
- NA No data available



Horse/Jockey Name	Begorra
Final Rank	8
Fastest Section Time (Section)	0:10.35 (600m)
Top Speed [km/h] (Section)	71.3 (Overall)
Race State	Finished



Ipswich QLD Professional

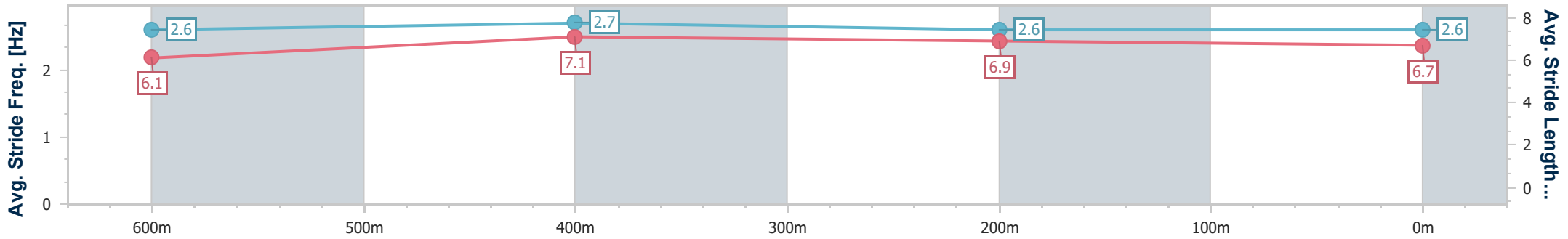
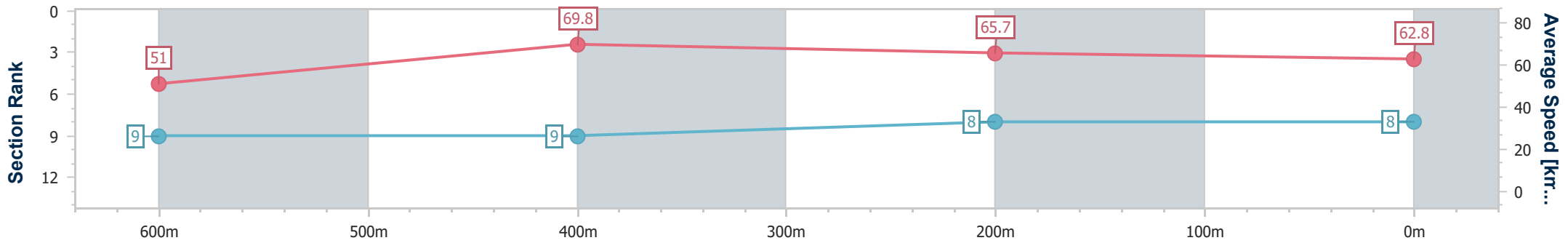
Race 1: CHERY IPSWICH Maiden Plate - 800m

18 October 2024 - 13:24



Track Rating: Soft 5, Weather: Fine, Rail Position: +3m Entire

Section	Overall	600m	400m	200m
Section Times	0:46.78 [8] (0:14.12)	0:32.66 [9] (0:10.35)	0:22.31 [9] (0:10.85)	0:11.46 [8] (0:11.46)
Average Speed [km/h]	51.0	69.8	65.7	62.8
Top Speed [km/h]	71.3	71.2	66.9	64.3
Avg. Dist. to Rail [m]	6.0	1.9	2.9	1.8
Avg. Stride Freq. [Hz]	2.6	2.7	2.6	2.6
Avg. Stride Length [m]	6.1	7.1	6.9	6.7



- [] Ranking at each section and finish
- .-.- No data available at this section
- NA No data available



Horse/Jockey Name	Split The Cash
Final Rank	9
Fastest Section Time (Section)	0:10.46 (600m)
Top Speed [km/h] (Section)	70.9 (600m)
Race State	Finished



Ipswich QLD Professional

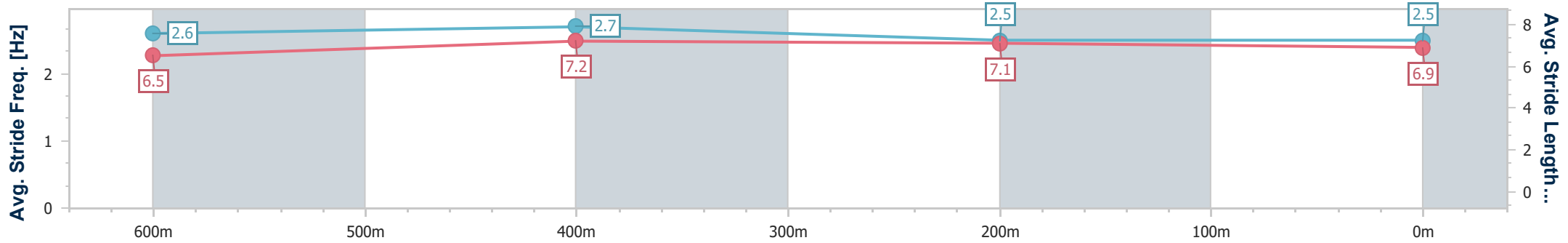
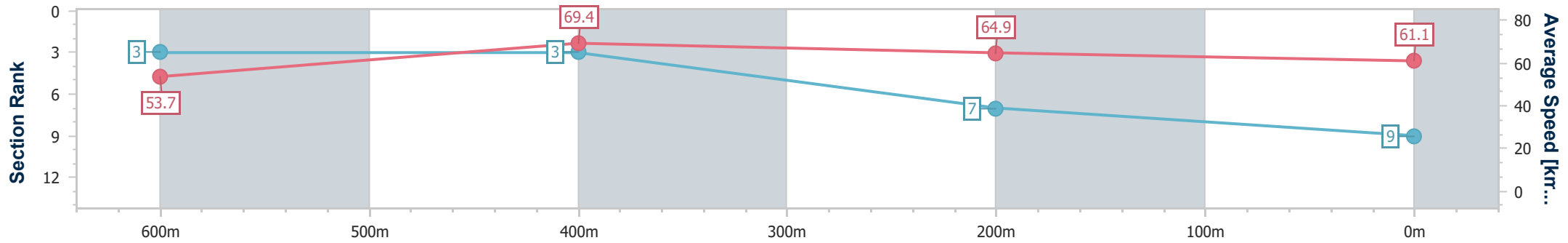
Race 1: CHERY IPSWICH Maiden Plate - 800m

18 October 2024 - 13:24



Track Rating: Soft 5, Weather: Fine, Rail Position: +3m Entire

Section	Overall	600m	400m	200m
Section Times	0:46.81 [9] (0:13.39)	0:33.42 [3] (0:10.46)	0:22.96 [3] (0:11.16)	0:11.80 [7] (0:11.80)
Average Speed [km/h]	53.7	69.4	64.9	61.1
Top Speed [km/h]	70.7	70.9	66.0	63.4
Avg. Dist. to Rail [m]	6.0	2.7	1.9	2.0
Avg. Stride Freq. [Hz]	2.6	2.7	2.5	2.5
Avg. Stride Length [m]	6.5	7.2	7.1	6.9



- [] Ranking at each section and finish
- .-.- No data available at this section
- NA No data available



Horse/Jockey Name	Miss Honeycomb
Final Rank	10
Fastest Section Time (Section)	0:10.39 (600m)
Top Speed [km/h] (Section)	70.3 (600m)
Race State	Finished



Ipswich QLD Professional

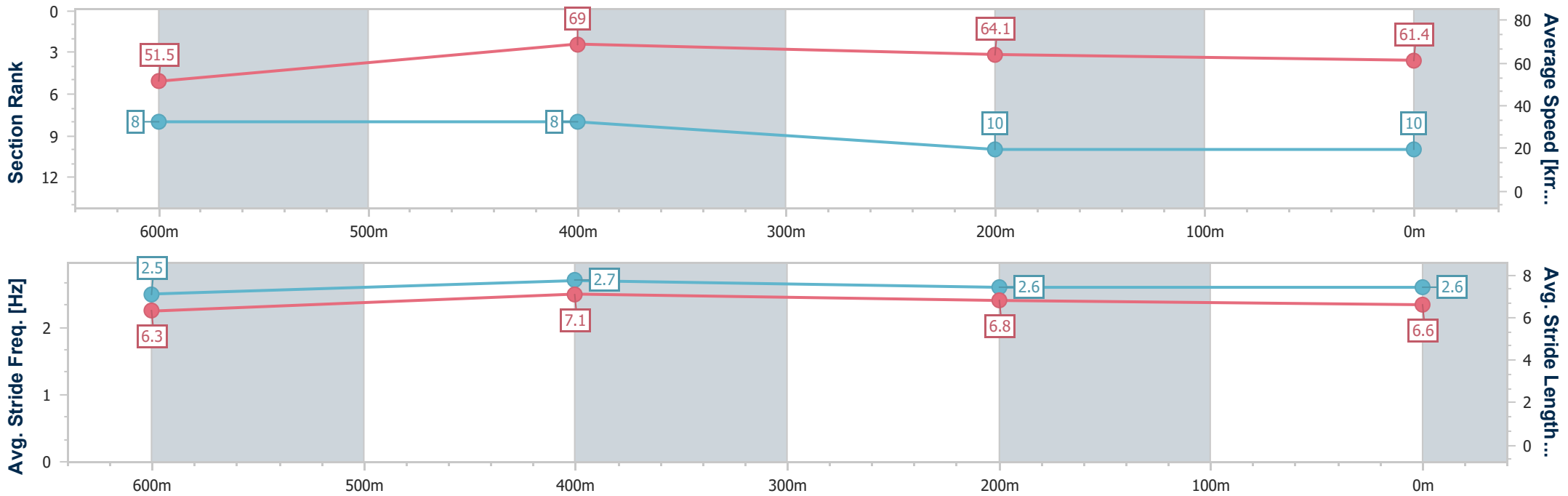
Race 1: CHERY IPSWICH Maiden Plate - 800m

18 October 2024 - 13:24



Track Rating: Soft 5, Weather: Fine, Rail Position: +3m Entire

Section	Overall	600m	400m	200m
Section Times	0:47.21 [10] (0:13.97)	0:33.24 [8] (0:10.39)	0:22.85 [8] (0:11.11)	0:11.74 [10] (0:11.74)
Average Speed [km/h]	51.5	69.0	64.1	61.4
Top Speed [km/h]	70.3	70.3	65.3	63.3
Avg. Dist. to Rail [m]	2.2	1.3	2.4	2.2
Avg. Stride Freq. [Hz]	2.5	2.7	2.6	2.6
Avg. Stride Length [m]	6.3	7.1	6.8	6.6



- [] Ranking at each section and finish
- .-.- No data available at this section
- NA No data available

Track Rating: Soft 5, Weather: Fine, Rail Position: +3m Entire

Section										Last 600m		
Field Times		Overall	600m	400m	200m						0:31.94	
		0:45.05 (0:13.11)	0:31.94 (0:10.27)	0:21.67 (0:10.66)	0:11.01 (0:11.01)							
Rank	TAB	Horse/Jockey	Barrier	Top Speed [km/h]	Fastest Section	Overall	600m	400m	200m	Margin	Last 600m	Distance Travelled [m]
1	2	UNO MOON Angela Jones	7	71.8 Overall	0:10.27 600m	0:45.05 [1] (0:13.11)	0:31.94 [1] (0:10.27)	0:21.67 [1] (0:10.66)	0:11.01 [1] (0:11.01)	0:45.05	0:31.94	
2	4	CHAKRA BOY Justin Stanley	6	72.2 600m	0:10.30 600m	0:45.23 [2] (0:13.25)	0:31.98 [3] (0:10.30)	0:21.68 [3] (0:10.69)	0:10.99 [2] (0:10.99)	1.06L	0:31.98	+0
3	7	CABRINELLA Shania Willis	2	70.9 600m	0:10.28 600m	0:45.54 [3] (0:13.66)	0:31.88 [8] (0:10.28)	0:21.60 [8] (0:10.62)	0:10.98 [7] (0:10.98)	2.89L	0:31.88	+0
4	6	GYPSY TRICKS James Orman	5	71.7 600m	0:10.30 600m	0:45.63 [4] (0:13.42)	0:32.21 [6] (0:10.30)	0:21.91 [5] (0:10.81)	0:11.10 [5] (0:11.10)	3.4L	0:32.21	+6
5	1	WRITTLE Justin Huxtable	4	71.8 600m	0:10.32 600m	0:45.67 [5] (0:13.37)	0:32.30 [4] (0:10.32)	0:21.98 [4] (0:10.69)	0:11.29 [4] (0:11.29)	3.64L	0:32.30	+3
6	9	SUNIKI Olivia Kendal	3	70.7 600m	0:10.34 600m	0:45.93 [6] (0:13.46)	0:32.47 [7] (0:10.34)	0:22.13 [7] (0:10.75)	0:11.38 [6] (0:11.38)	5.16L	0:32.47	+0
7	5	ISLAND TIDE Landan Sykes	8	72.5 600m	0:10.21 600m	0:46.09 [7] (0:13.19)	0:32.90 [2] (0:10.21)	0:22.69 [2] (0:10.93)	0:11.76 [3] (0:11.76)	6.11L	0:32.90	+1
8	3	CAPITAL REIGN Corey Sutherland	1	71.5 Overall	0:10.35 600m	0:46.28 [8] (0:13.41)	0:32.87 [5] (0:10.35)	0:22.52 [6] (0:10.92)	0:11.60 [8] (0:11.60)	7.22L	0:32.87	+2

Scratched: Copper Sunset (#8)



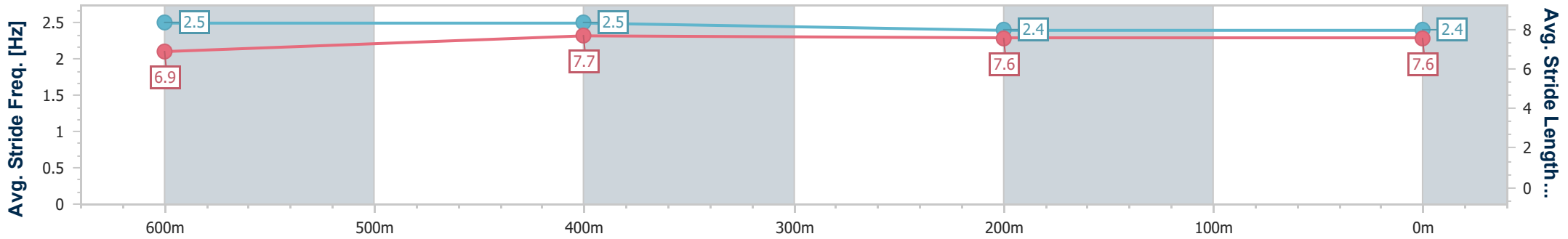
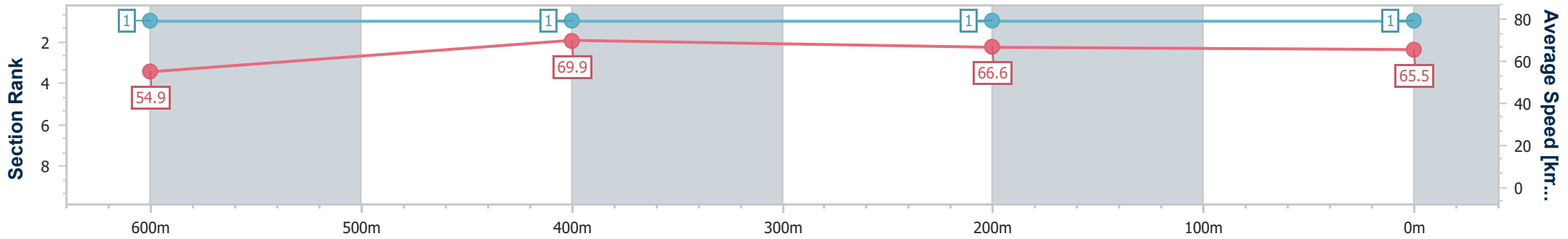
Horse/Jockey Name	Uno Moon
Final Rank	1
Fastest Section Time (Section)	0:10.27 (600m)
Top Speed [km/h] (Section)	71.8 (Overall)
Race State	Finished



Ipswich QLD Professional
 Race 2: TAB BM70 Handicap - 800m
 18 October 2024 - 13:59
 Track Rating: Soft 5, Weather: Fine, Rail Position: +3m Entire



Section	Overall	600m	400m	200m
Section Times	0:45.05 [1] (0:13.11)	0:31.94 [1] (0:10.27)	0:21.67 [1] (0:10.66)	0:11.01 [1] (0:11.01)
Average Speed [km/h]	54.9	69.9	66.6	65.5
Top Speed [km/h]	71.8	71.4	68.8	67.2
Avg. Dist. to Rail [m]	5.1	1.9	3.4	2.6
Avg. Stride Freq. [Hz]	2.5	2.5	2.4	2.4
Avg. Stride Length [m]	6.9	7.7	7.6	7.6



- [] Ranking at each section and finish
- .-.- No data available at this section
- NA No data available



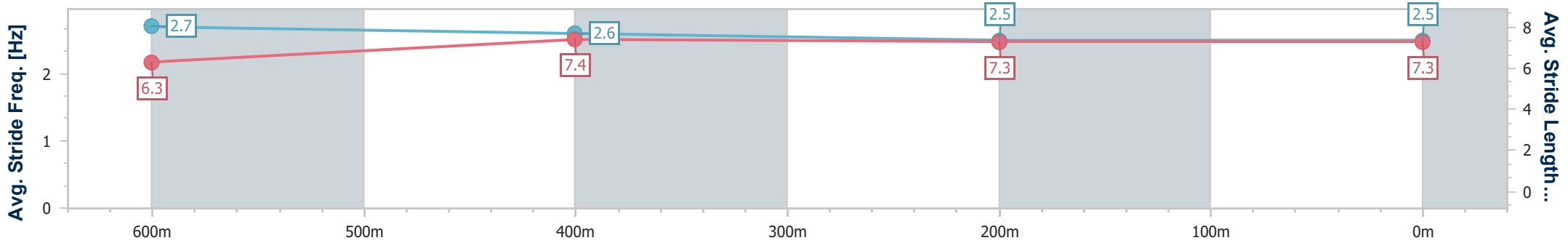
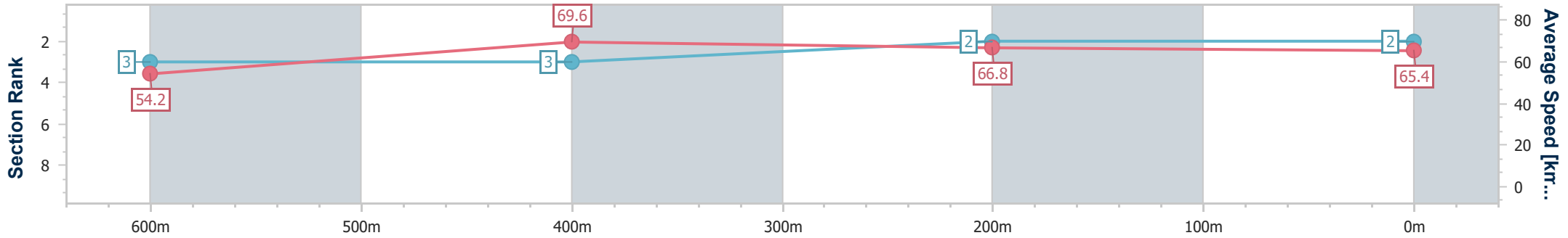
Horse/Jockey Name	Chakra Boy
Final Rank	2
Fastest Section Time (Section)	0:10.30 (600m)
Top Speed [km/h] (Section)	72.2 (600m)
Race State	Finished



Ipswich QLD Professional
 Race 2: TAB BM70 Handicap - 800m
 18 October 2024 - 13:59
 Track Rating: Soft 5, Weather: Fine, Rail Position: +3m Entire



Section	Overall	600m	400m	200m
Section Times	0:45.23 [2] (0:13.25)	0:31.98 [3] (0:10.30)	0:21.68 [3] (0:10.69)	0:10.99 [2] (0:10.99)
Average Speed [km/h]	54.2	69.6	66.8	65.4
Top Speed [km/h]	71.4	72.2	68.6	66.8
Avg. Dist. to Rail [m]	4.4	1.6	1.6	1.5
Avg. Stride Freq. [Hz]	2.7	2.6	2.5	2.5
Avg. Stride Length [m]	6.3	7.4	7.3	7.3



- [] Ranking at each section and finish
- .-.- No data available at this section
- NA No data available



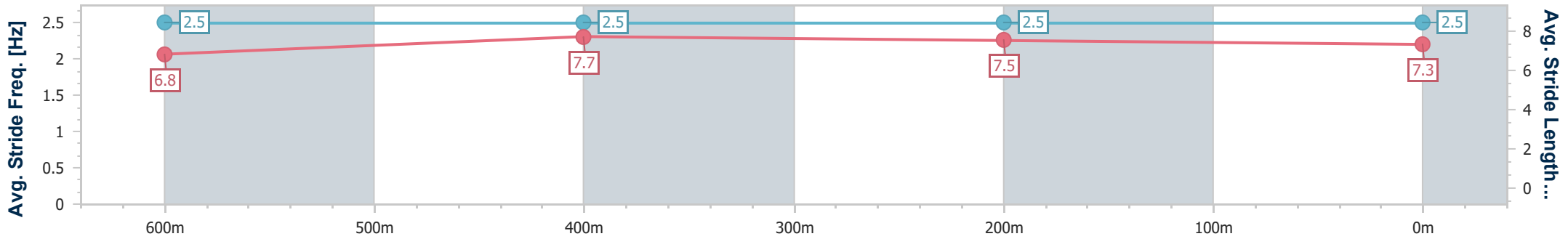
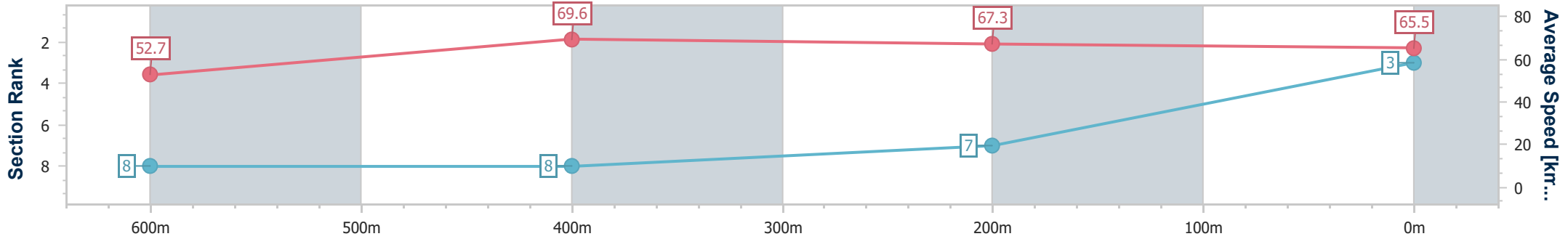
Horse/Jockey Name	Cabrinella
Final Rank	3
Fastest Section Time (Section)	0:10.28 (600m)
Top Speed [km/h] (Section)	70.9 (600m)
Race State	Finished



Ipswich QLD Professional
 Race 2: TAB BM70 Handicap - 800m
 18 October 2024 - 13:59
 Track Rating: Soft 5, Weather: Fine, Rail Position: +3m Entire



Section	Overall	600m	400m	200m
Section Times	0:45.54 [3] (0:13.66)	0:31.88 [8] (0:10.28)	0:21.60 [8] (0:10.62)	0:10.98 [7] (0:10.98)
Average Speed [km/h]	52.7	69.6	67.3	65.5
Top Speed [km/h]	70.6	70.9	68.3	66.9
Avg. Dist. to Rail [m]	1.6	1.8	1.1	0.5
Avg. Stride Freq. [Hz]	2.5	2.5	2.5	2.5
Avg. Stride Length [m]	6.8	7.7	7.5	7.3



- [] Ranking at each section and finish
- .-.- No data available at this section
- NA No data available



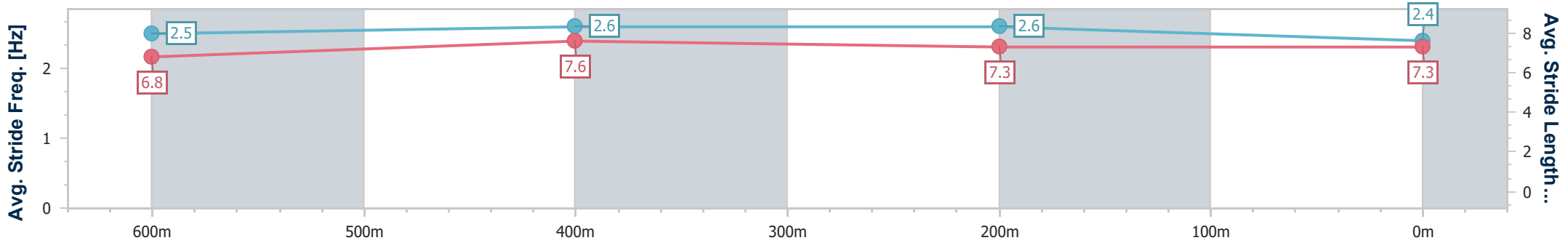
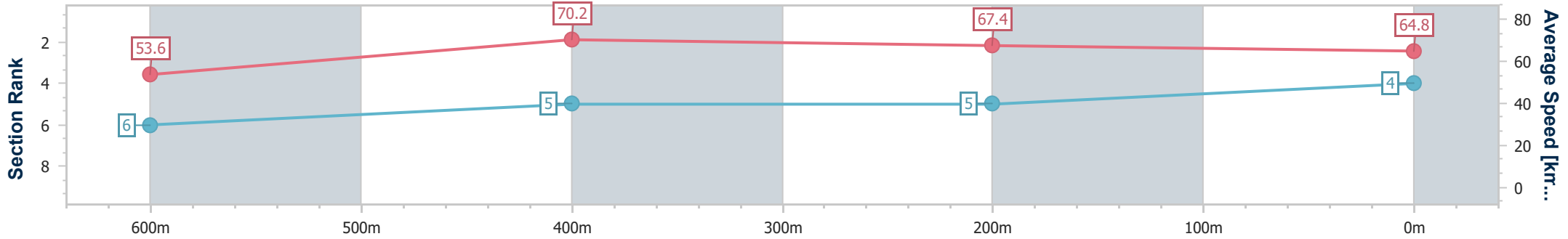
Horse/Jockey Name	Gypsy Tricks
Final Rank	4
Fastest Section Time (Section)	0:10.30 (600m)
Top Speed [km/h] (Section)	71.7 (600m)
Race State	Finished



Ipswich QLD Professional
 Race 2: TAB BM70 Handicap - 800m
 18 October 2024 - 13:59
 Track Rating: Soft 5, Weather: Fine, Rail Position: +3m Entire



Section	Overall	600m	400m	200m
Section Times	0:45.63 [4] (0:13.42)	0:32.21 [6] (0:10.30)	0:21.91 [5] (0:10.81)	0:11.10 [5] (0:11.10)
Average Speed [km/h]	53.6	70.2	67.4	64.8
Top Speed [km/h]	71.0	71.7	69.6	67.0
Avg. Dist. to Rail [m]	4.7	2.1	3.6	5.0
Avg. Stride Freq. [Hz]	2.5	2.6	2.6	2.4
Avg. Stride Length [m]	6.8	7.6	7.3	7.3



- [] Ranking at each section and finish
- .-.- No data available at this section
- NA No data available



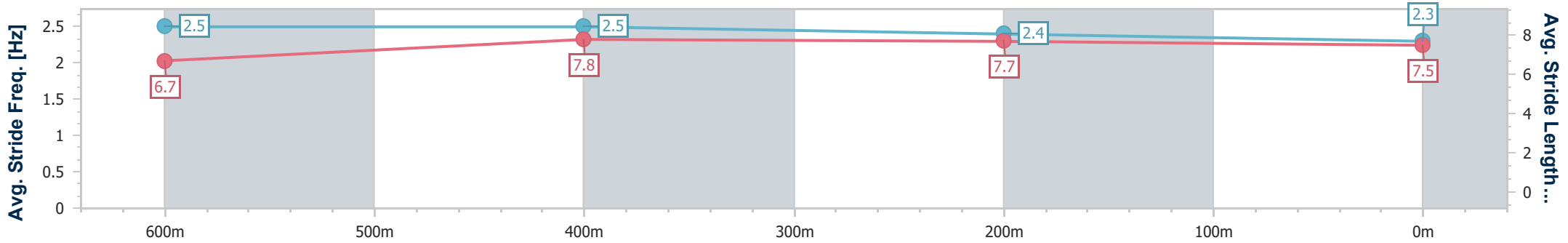
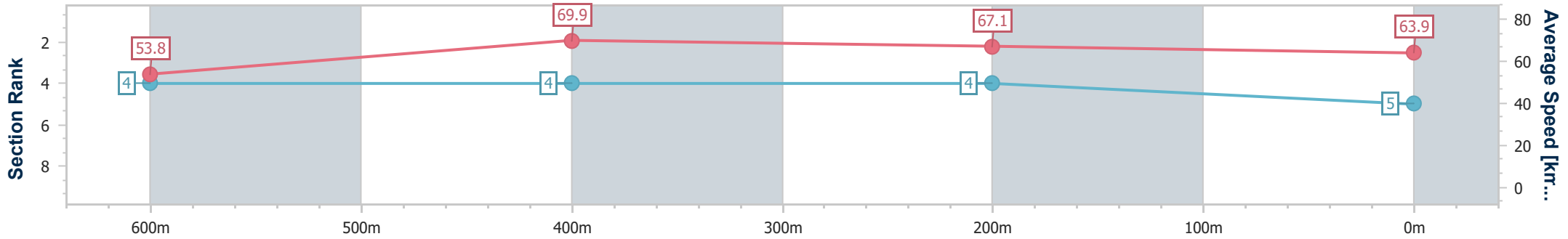
Horse/Jockey Name	Writtle
Final Rank	5
Fastest Section Time (Section)	0:10.32 (600m)
Top Speed [km/h] (Section)	71.8 (600m)
Race State	Finished



Ipswich QLD Professional
 Race 2: TAB BM70 Handicap - 800m
 18 October 2024 - 13:59
 Track Rating: Soft 5, Weather: Fine, Rail Position: +3m Entire



Section	Overall	600m	400m	200m
Section Times	0:45.67 [5] (0:13.37)	0:32.30 [4] (0:10.32)	0:21.98 [4] (0:10.69)	0:11.29 [4] (0:11.29)
Average Speed [km/h]	53.8	69.9	67.1	63.9
Top Speed [km/h]	69.7	71.8	68.2	65.9
Avg. Dist. to Rail [m]	2.7	1.0	0.9	4.4
Avg. Stride Freq. [Hz]	2.5	2.5	2.4	2.3
Avg. Stride Length [m]	6.7	7.8	7.7	7.5



- [] Ranking at each section and finish
- .-.- No data available at this section
- NA No data available



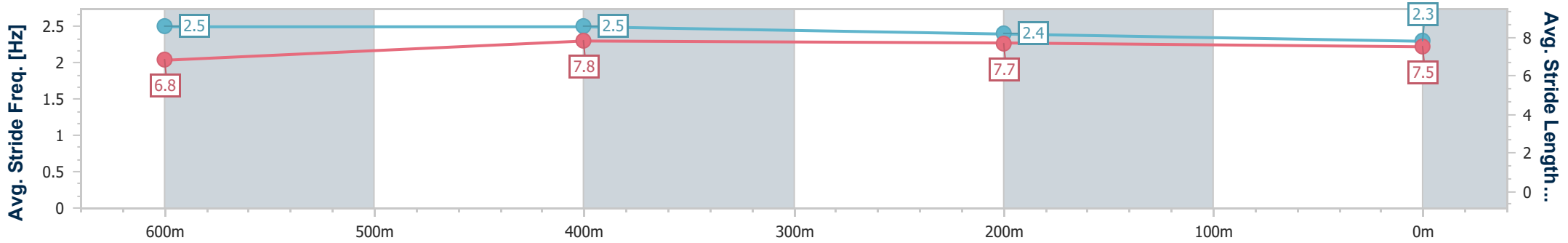
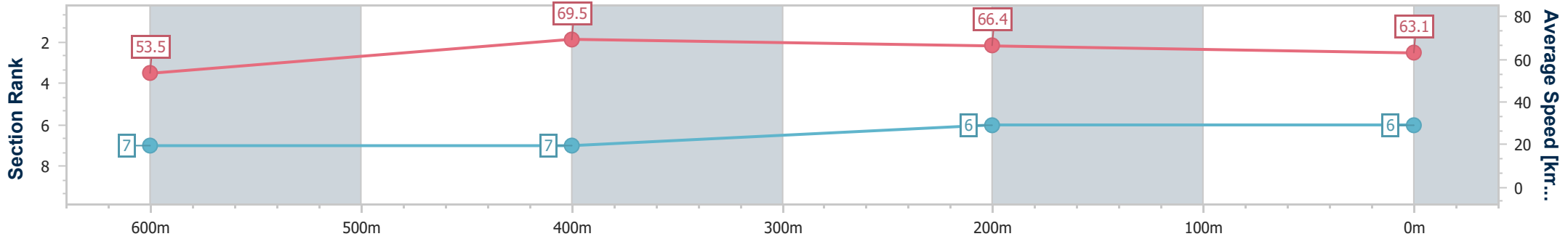
Horse/Jockey Name	Suniki
Final Rank	6
Fastest Section Time (Section)	0:10.34 (600m)
Top Speed [km/h] (Section)	70.7 (600m)
Race State	Finished



Ipswich QLD Professional
 Race 2: TAB BM70 Handicap - 800m
 18 October 2024 - 13:59
 Track Rating: Soft 5, Weather: Fine, Rail Position: +3m Entire



Section	Overall	600m	400m	200m
Section Times	0:45.93 [6] (0:13.46)	0:32.47 [7] (0:10.34)	0:22.13 [7] (0:10.75)	0:11.38 [6] (0:11.38)
Average Speed [km/h]	53.5	69.5	66.4	63.1
Top Speed [km/h]	70.4	70.7	69.0	65.3
Avg. Dist. to Rail [m]	2.1	1.1	1.8	1.5
Avg. Stride Freq. [Hz]	2.5	2.5	2.4	2.3
Avg. Stride Length [m]	6.8	7.8	7.7	7.5



- [] Ranking at each section and finish
- .-.- No data available at this section
- NA No data available



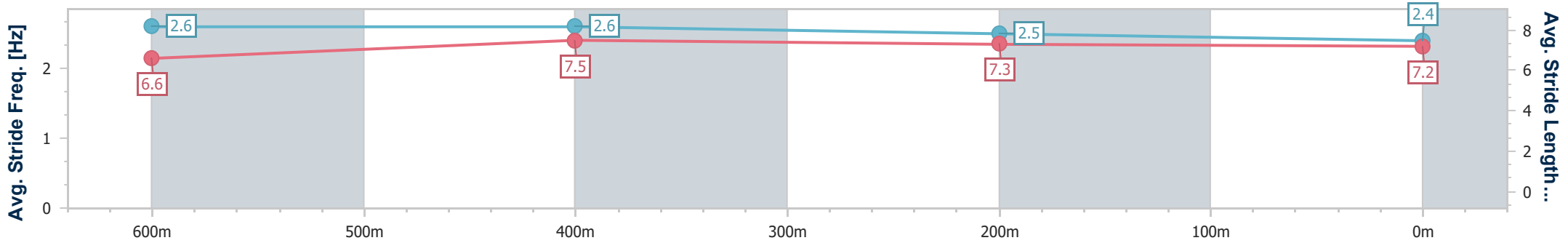
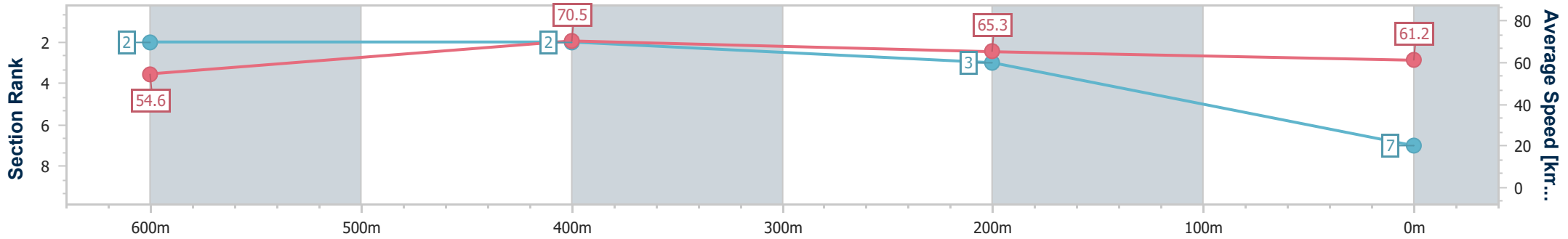
Horse/Jockey Name	Island Tide
Final Rank	7
Fastest Section Time (Section)	0:10.21 (600m)
Top Speed [km/h] (Section)	72.5 (600m)
Race State	Finished



Ipswich QLD Professional
 Race 2: TAB BM70 Handicap - 800m
 18 October 2024 - 13:59
 Track Rating: Soft 5, Weather: Fine, Rail Position: +3m Entire



Section	Overall	600m	400m	200m
Section Times	0:46.09 [7] (0:13.19)	0:32.90 [2] (0:10.21)	0:22.69 [2] (0:10.93)	0:11.76 [3] (0:11.76)
Average Speed [km/h]	54.6	70.5	65.3	61.2
Top Speed [km/h]	72.0	72.5	67.8	64.5
Avg. Dist. to Rail [m]	7.0	1.8	1.3	1.6
Avg. Stride Freq. [Hz]	2.6	2.6	2.5	2.4
Avg. Stride Length [m]	6.6	7.5	7.3	7.2



- [] Ranking at each section and finish
- .-.- No data available at this section
- NA No data available



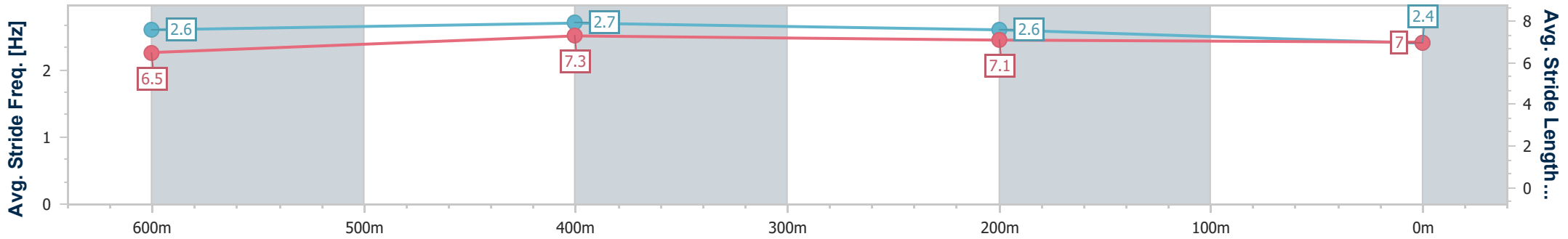
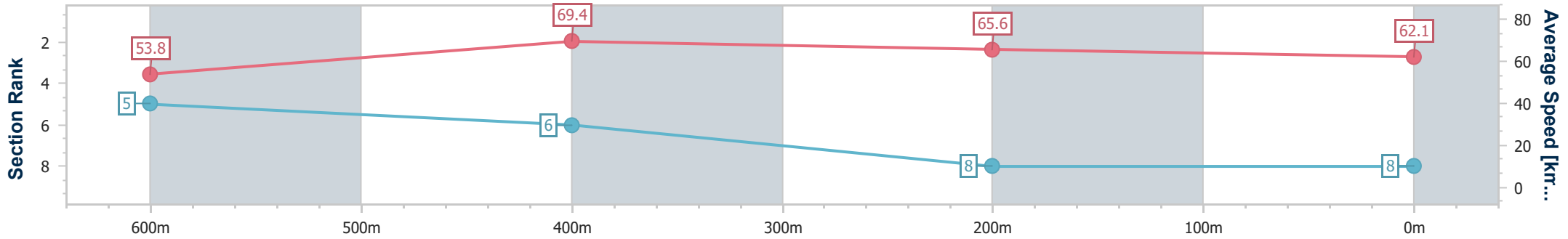
Horse/Jockey Name	Capital Reign
Final Rank	8
Fastest Section Time (Section)	0:10.35 (600m)
Top Speed [km/h] (Section)	71.5 (Overall)
Race State	Finished



Ipswich QLD Professional
 Race 2: TAB BM70 Handicap - 800m
 18 October 2024 - 13:59
 Track Rating: Soft 5, Weather: Fine, Rail Position: +3m Entire



Section	Overall	600m	400m	200m
Section Times	0:46.28 [8] (0:13.41)	0:32.87 [5] (0:10.35)	0:22.52 [6] (0:10.92)	0:11.60 [8] (0:11.60)
Average Speed [km/h]	53.8	69.4	65.6	62.1
Top Speed [km/h]	71.5	71.4	67.7	64.5
Avg. Dist. to Rail [m]	1.1	0.9	0.8	0.8
Avg. Stride Freq. [Hz]	2.6	2.7	2.6	2.4
Avg. Stride Length [m]	6.5	7.3	7.1	7.0



- [] Ranking at each section and finish
- .-.- No data available at this section
- NA No data available

Track Rating: Good 4, Weather: Fine, Rail Position: +3m Entire

Section										Last 600m		
Field Times		Overall	600m	400m	200m						0:32.61	
		0:46.14 (0:13.53)	0:32.61 (0:10.27)	0:22.34 (0:10.85)	0:11.49 (0:11.49)							
Rank	TAB	Horse/Jockey	Barrier	Top Speed [km/h]	Fastest Section	Overall	600m	400m	200m	Margin	Last 600m	Distance Travelled [m]
1	5	LI'L REX Samantha Collett	5	71.6 600m	0:10.27 600m	0:46.14 [1] (0:13.58)	0:32.56 [2] (0:10.27)	0:22.29 [2] (0:10.80)	0:11.49 [1] (0:11.49)	0:46.14	0:32.56	
2	3	CLICK CLICK BOOM Justin Stanley	7	72.7 600m	0:10.27 600m	0:46.17 [2] (0:13.59)	0:32.58 [3] (0:10.27)	0:22.31 [3] (0:10.89)	0:11.42 [4] (0:11.42)	0.14L	0:32.58	+1
3	9	CHEEK TO CHEEK Rikki Jamieson	4	71.6 600m	0:10.38 600m	0:46.29 [3] (0:13.65)	0:32.64 [4] (0:10.38)	0:22.26 [6] (0:10.87)	0:11.39 [6] (0:11.39)	0.83L	0:32.64	-1
4	2	BILLY BOOM Georgina Cartwright	10	72.2 600m	0:10.20 600m	0:46.30 [4] (0:13.75)	0:32.55 [6] (0:10.20)	0:22.35 [5] (0:10.89)	0:11.46 [5] (0:11.46)	0.93L	0:32.55	+0
5	14	SKYPORT LANE Andrew Mallyon	1	71.4 600m	0:10.27 600m	0:46.35 [5] (0:13.53)	0:32.82 [1] (0:10.27)	0:22.55 [1] (0:10.87)	0:11.68 [2] (0:11.68)	1.21L	0:32.82	+0
6	13	REBELLIOUS SPIRIT Angela Jones	2	71.3 600m	0:10.20 600m	0:46.36 [6] (0:13.66)	0:32.70 [5] (0:10.20)	0:22.50 [4] (0:10.82)	0:11.68 [3] (0:11.68)	1.25L	0:32.70	+0
7	4	GIGGY Dan McGillivray	8	71.6 Overall	0:10.33 600m	0:46.41 [7] (0:13.93)	0:32.48 [8] (0:10.33)	0:22.15 [7] (0:10.83)	0:11.32 [7] (0:11.32)	1.59L	0:32.48	-1
8	15	TALLULAH Les Tilley	9	70.9 600m	0:10.43 600m	0:46.93 [8] (0:13.90)	0:33.03 [7] (0:10.43)	0:22.60 [9] (0:11.09)	0:11.51 [9] (0:11.51)	4.61L	0:33.03	+2
9	8	THE BLAZE Amy Graham	3	70.8 600m	0:10.25 600m	0:47.27 [9] (0:14.07)	0:33.20 [9] (0:10.25)	0:22.95 [8] (0:10.99)	0:11.96 [8] (0:11.96)	6.64L	0:33.20	+0

Scratched: Great Angles (#12), Lucky Man (#6), Mishani Hitman (#7), Esprit Du Jour (#10), Fully Subscribed (#11), Bee Two (#1), Better Not Forget (#16)



Horse/Jockey Name	Li'l Rex
Final Rank	1
Fastest Section Time (Section)	0:10.27 (600m)
Top Speed [km/h] (Section)	71.6 (600m)
Race State	Finished



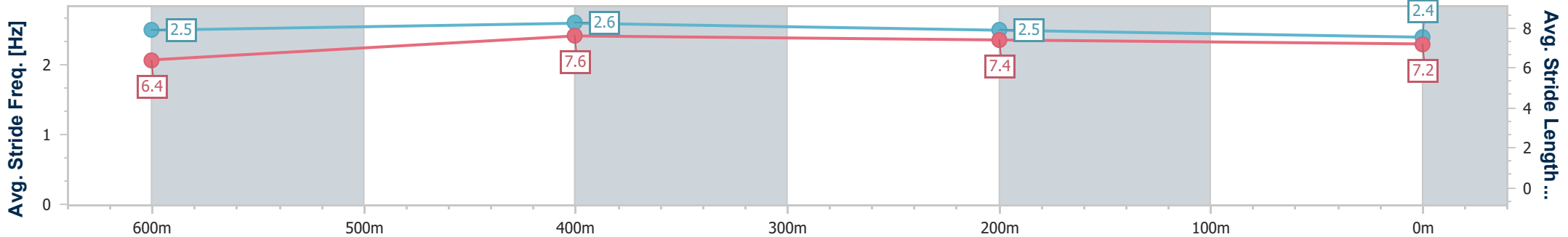
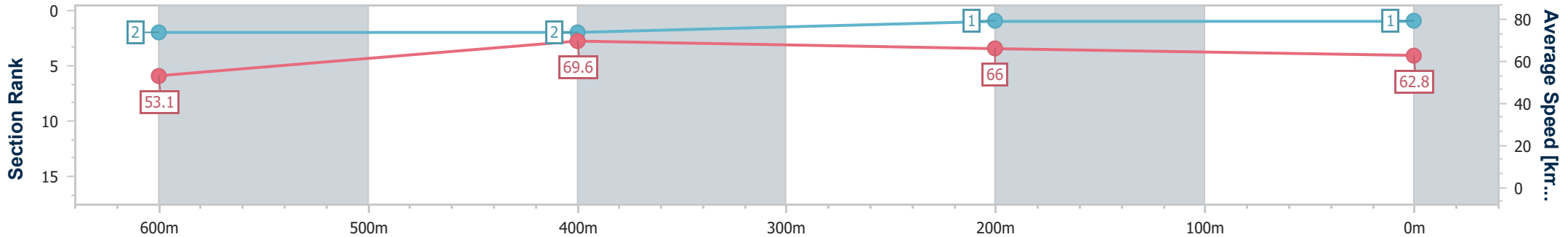
Ipswich QLD Professional
Race 3: BARRIER REEF POOLS QTIS Three-Years-Old Maiden Plate - 800m



18 October 2024 - 14:34

Track Rating: Good 4, Weather: Fine, Rail Position: +3m Entire

Section	Overall	600m	400m	200m
Section Times	0:46.14 [1] (0:13.58)	0:32.56 [2] (0:10.27)	0:22.29 [2] (0:10.80)	0:11.49 [1] (0:11.49)
Average Speed [km/h]	53.1	69.6	66.0	62.8
Top Speed [km/h]	71.1	71.6	67.6	65.3
Avg. Dist. to Rail [m]	3.8	1.8	2.2	0.8
Avg. Stride Freq. [Hz]	2.5	2.6	2.5	2.4
Avg. Stride Length [m]	6.4	7.6	7.4	7.2



- [] Ranking at each section and finish
- .-.- No data available at this section
- NA No data available



Horse/Jockey Name	Click Click Boom
Final Rank	2
Fastest Section Time (Section)	0:10.27 (600m)
Top Speed [km/h] (Section)	72.7 (600m)
Race State	Finished



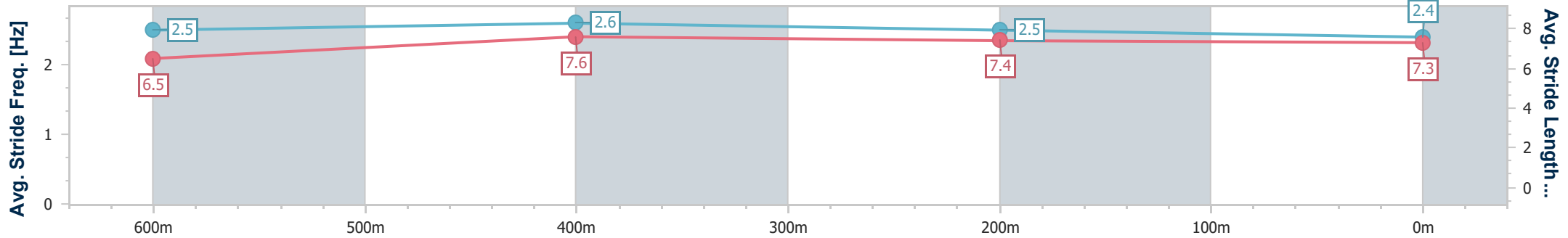
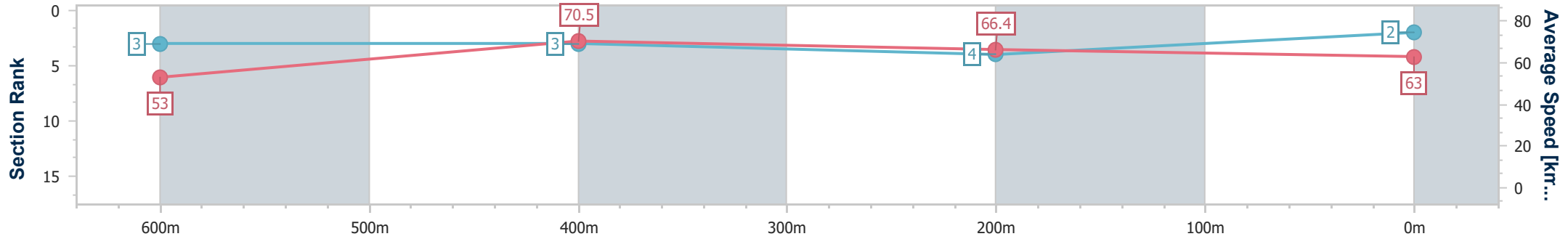
Ipswich QLD Professional
Race 3: BARRIER REEF POOLS QTIS Three-Years-Old Maiden Plate - 800m



18 October 2024 - 14:34

Track Rating: Good 4, Weather: Fine, Rail Position: +3m Entire

Section	Overall	600m	400m	200m
Section Times	0:46.17 [2] (0:13.59)	0:32.58 [3] (0:10.27)	0:22.31 [3] (0:10.89)	0:11.42 [4] (0:11.42)
Average Speed [km/h]	53.0	70.5	66.4	63.0
Top Speed [km/h]	71.1	72.7	68.7	65.5
Avg. Dist. to Rail [m]	6.6	2.9	1.7	2.4
Avg. Stride Freq. [Hz]	2.5	2.6	2.5	2.4
Avg. Stride Length [m]	6.5	7.6	7.4	7.3



- [] Ranking at each section and finish
- .-.- No data available at this section
- NA No data available



Horse/Jockey Name	Cheek To Cheek
Final Rank	3
Fastest Section Time (Section)	0:10.38 (600m)
Top Speed [km/h] (Section)	71.6 (600m)
Race State	Finished



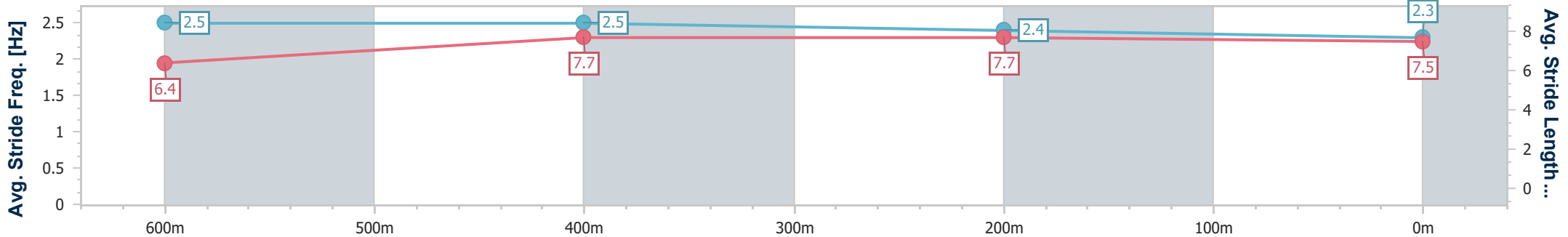
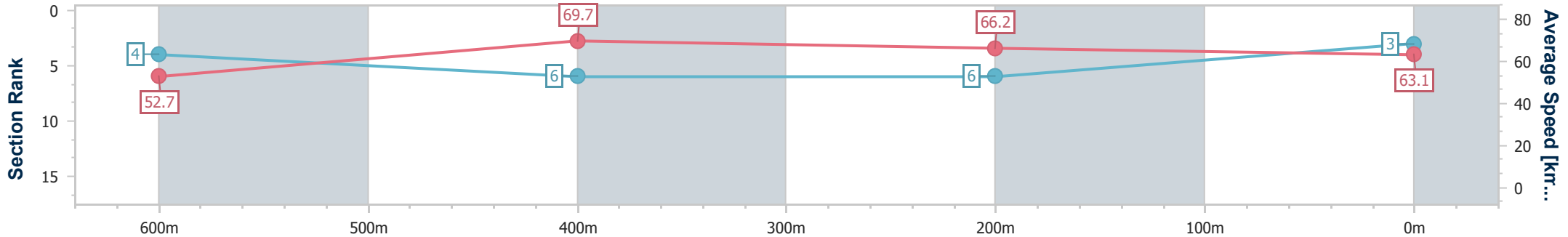
Ipswich QLD Professional
 Race 3: BARRIER REEF POOLS QTIS Three-Years-Old Maiden
 Plate - 800m



18 October 2024 - 14:34

Track Rating: Good 4, Weather: Fine, Rail Position: +3m Entire

Section	Overall	600m	400m	200m
Section Times	0:46.29 [3] (0:13.65)	0:32.64 [4] (0:10.38)	0:22.26 [6] (0:10.87)	0:11.39 [6] (0:11.39)
Average Speed [km/h]	52.7	69.7	66.2	63.1
Top Speed [km/h]	71.2	71.6	67.4	65.4
Avg. Dist. to Rail [m]	4.7	2.2	0.5	1.3
Avg. Stride Freq. [Hz]	2.5	2.5	2.4	2.3
Avg. Stride Length [m]	6.4	7.7	7.7	7.5



- [] Ranking at each section and finish
- .-.- No data available at this section
- NA No data available



Horse/Jockey Name	Billy Boom
Final Rank	4
Fastest Section Time (Section)	0:10.20 (600m)
Top Speed [km/h] (Section)	72.2 (600m)
Race State	Finished



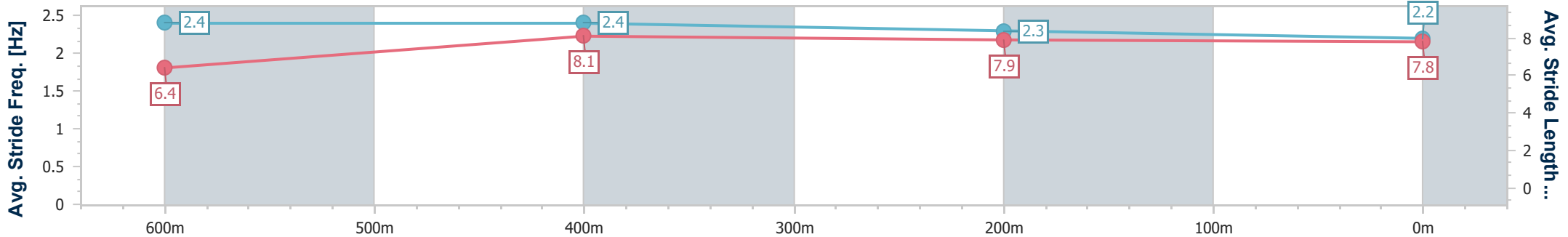
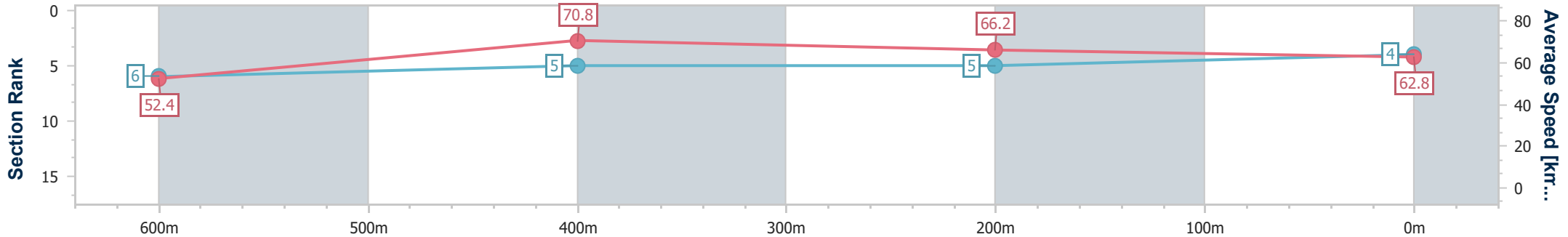
Ipswich QLD Professional
 Race 3: BARRIER REEF POOLS QTIS Three-Years-Old Maiden
 Plate - 800m



18 October 2024 - 14:34

Track Rating: Good 4, Weather: Fine, Rail Position: +3m Entire

Section	Overall	600m	400m	200m
Section Times	0:46.30 [4] (0:13.75)	0:32.55 [6] (0:10.20)	0:22.35 [5] (0:10.89)	0:11.46 [5] (0:11.46)
Average Speed [km/h]	52.4	70.8	66.2	62.8
Top Speed [km/h]	72.0	72.2	68.5	65.2
Avg. Dist. to Rail [m]	7.5	2.5	1.0	3.0
Avg. Stride Freq. [Hz]	2.4	2.4	2.3	2.2
Avg. Stride Length [m]	6.4	8.1	7.9	7.8



- [] Ranking at each section and finish
- .-.- No data available at this section
- NA No data available



Horse/Jockey Name	Skyport Lane
Final Rank	5
Fastest Section Time (Section)	0:10.27 (600m)
Top Speed [km/h] (Section)	71.4 (600m)
Race State	Finished



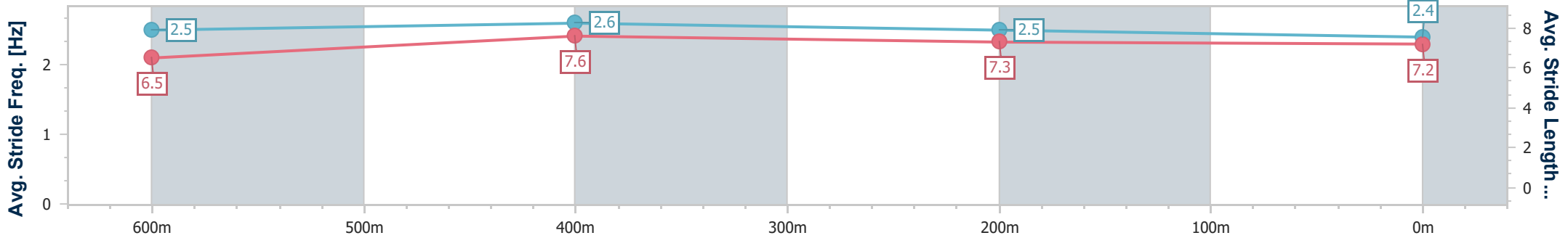
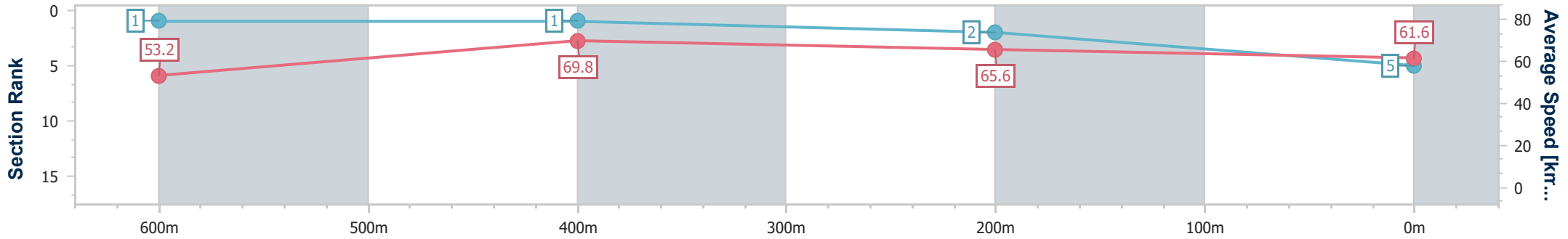
Ipswich QLD Professional
 Race 3: BARRIER REEF POOLS QTIS Three-Years-Old Maiden
 Plate - 800m



18 October 2024 - 14:34

Track Rating: Good 4, Weather: Fine, Rail Position: +3m Entire

Section	Overall	600m	400m	200m
Section Times	0:46.35 [5] (0:13.53)	0:32.82 [1] (0:10.27)	0:22.55 [1] (0:10.87)	0:11.68 [2] (0:11.68)
Average Speed [km/h]	53.2	69.8	65.6	61.6
Top Speed [km/h]	70.4	71.4	67.9	64.6
Avg. Dist. to Rail [m]	1.6	1.4	2.1	1.9
Avg. Stride Freq. [Hz]	2.5	2.6	2.5	2.4
Avg. Stride Length [m]	6.5	7.6	7.3	7.2



- [] Ranking at each section and finish
- .-.- No data available at this section
- NA No data available



Horse/Jockey Name	Rebellious Spirit
Final Rank	6
Fastest Section Time (Section)	0:10.20 (600m)
Top Speed [km/h] (Section)	71.3 (600m)
Race State	Finished



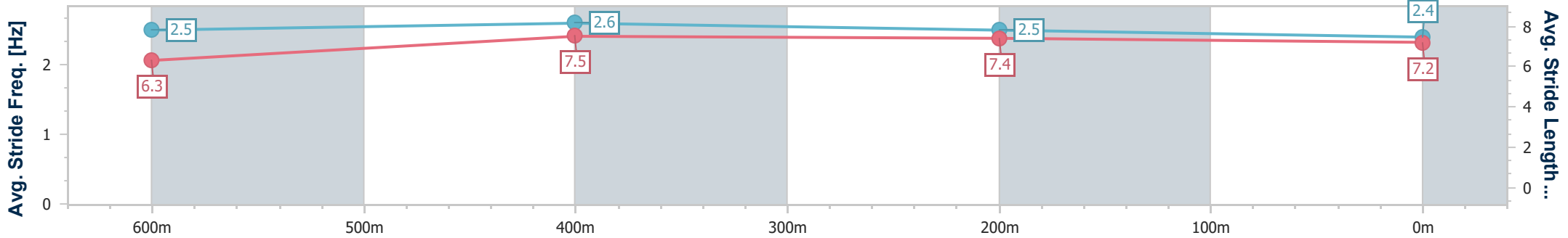
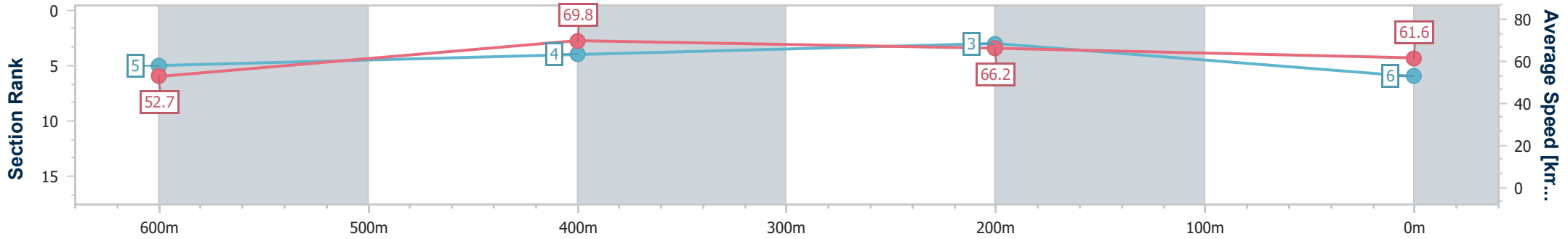
Ipswich QLD Professional
 Race 3: BARRIER REEF POOLS QTIS Three-Years-Old Maiden
 Plate - 800m



18 October 2024 - 14:34

Track Rating: Good 4, Weather: Fine, Rail Position: +3m Entire

Section	Overall	600m	400m	200m
Section Times	0:46.36 [6] (0:13.66)	0:32.70 [5] (0:10.20)	0:22.50 [4] (0:10.82)	0:11.68 [3] (0:11.68)
Average Speed [km/h]	52.7	69.8	66.2	61.6
Top Speed [km/h]	71.0	71.3	68.3	64.2
Avg. Dist. to Rail [m]	1.9	1.8	1.7	1.4
Avg. Stride Freq. [Hz]	2.5	2.6	2.5	2.4
Avg. Stride Length [m]	6.3	7.5	7.4	7.2



- [] Ranking at each section and finish
- .-.- No data available at this section
- NA No data available



Horse/Jockey Name	Giggy
Final Rank	7
Fastest Section Time (Section)	0:10.33 (600m)
Top Speed [km/h] (Section)	71.6 (Overall)
Race State	Finished



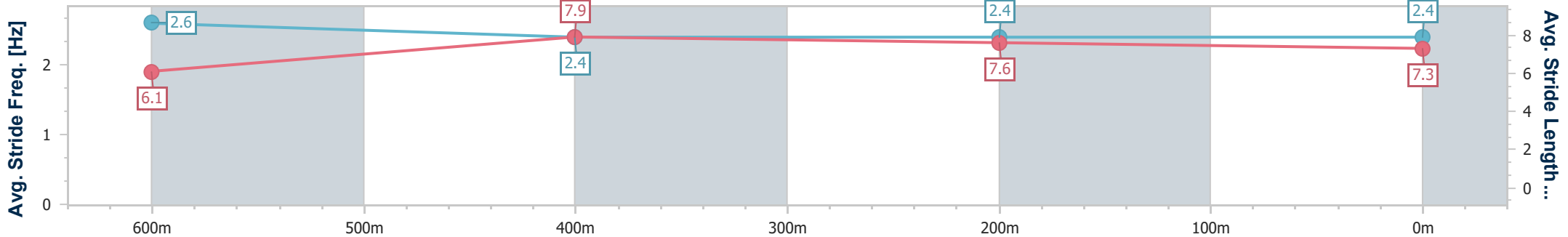
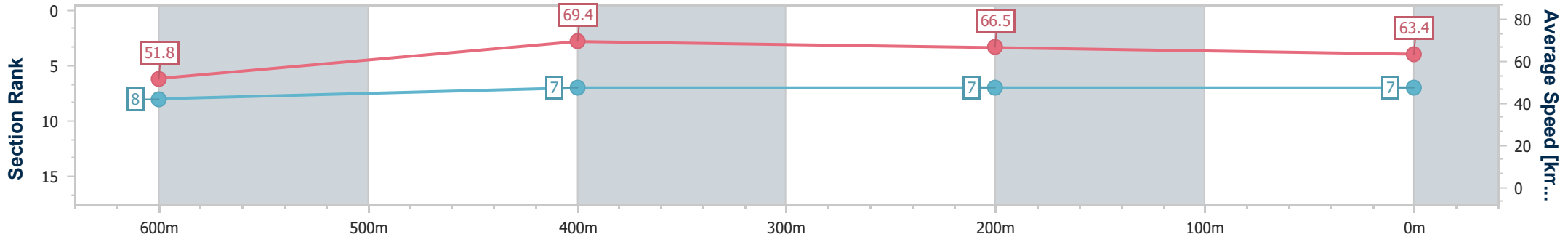
Ipswich QLD Professional
 Race 3: BARRIER REEF POOLS QTIS Three-Years-Old Maiden
 Plate - 800m



18 October 2024 - 14:34

Track Rating: Good 4, Weather: Fine, Rail Position: +3m Entire

Section	Overall	600m	400m	200m
Section Times	0:46.41 [7] (0:13.93)	0:32.48 [8] (0:10.33)	0:22.15 [7] (0:10.83)	0:11.32 [7] (0:11.32)
Average Speed [km/h]	51.8	69.4	66.5	63.4
Top Speed [km/h]	71.6	71.5	68.3	65.3
Avg. Dist. to Rail [m]	4.7	1.7	2.1	5.3
Avg. Stride Freq. [Hz]	2.6	2.4	2.4	2.4
Avg. Stride Length [m]	6.1	7.9	7.6	7.3



- [] Ranking at each section and finish
- .-.- No data available at this section
- NA No data available



Horse/Jockey Name	Tallulah
Final Rank	8
Fastest Section Time (Section)	0:10.43 (600m)
Top Speed [km/h] (Section)	70.9 (600m)
Race State	Finished



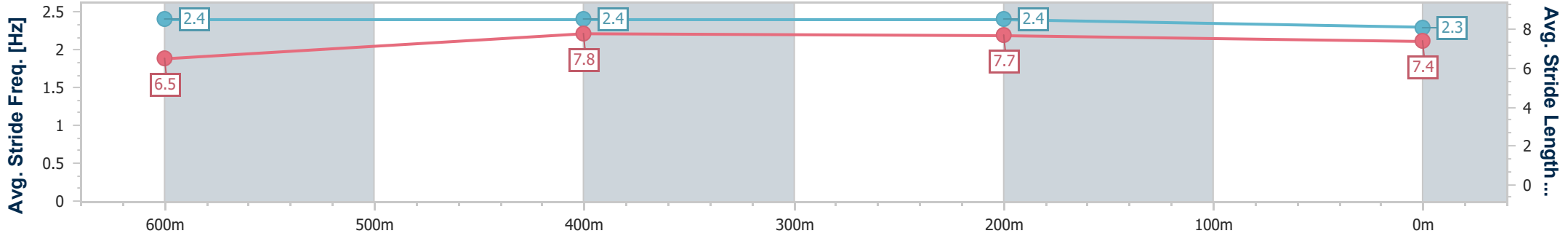
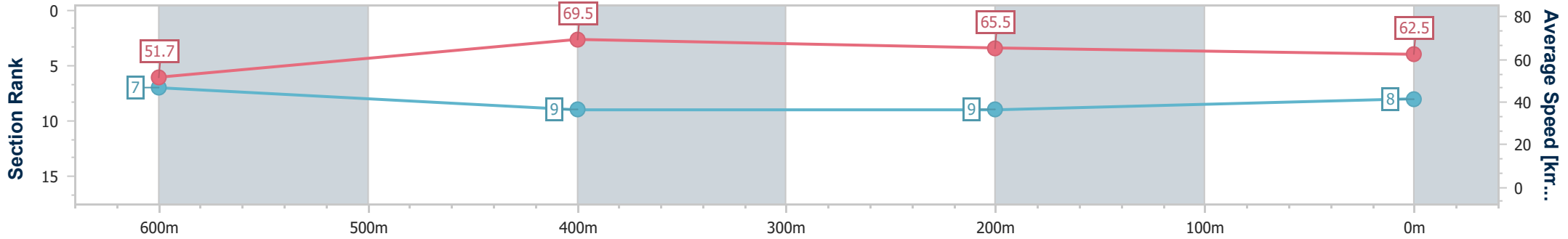
Ipswich QLD Professional
 Race 3: BARRIER REEF POOLS QTIS Three-Years-Old Maiden
 Plate - 800m



18 October 2024 - 14:34

Track Rating: Good 4, Weather: Fine, Rail Position: +3m Entire

Section	Overall	600m	400m	200m
Section Times	0:46.93 [8] (0:13.90)	0:33.03 [7] (0:10.43)	0:22.60 [9] (0:11.09)	0:11.51 [9] (0:11.51)
Average Speed [km/h]	51.7	69.5	65.5	62.5
Top Speed [km/h]	70.2	70.9	67.8	64.7
Avg. Dist. to Rail [m]	6.6	3.0	2.8	2.9
Avg. Stride Freq. [Hz]	2.4	2.4	2.4	2.3
Avg. Stride Length [m]	6.5	7.8	7.7	7.4



- [] Ranking at each section and finish
- .-.- No data available at this section
- NA No data available



Horse/Jockey Name	The Blaze
Final Rank	9
Fastest Section Time (Section)	0:10.25 (600m)
Top Speed [km/h] (Section)	70.8 (600m)
Race State	Finished



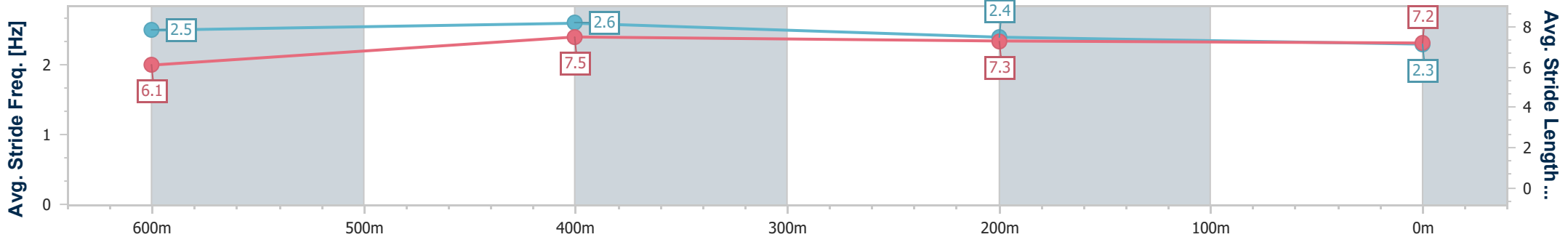
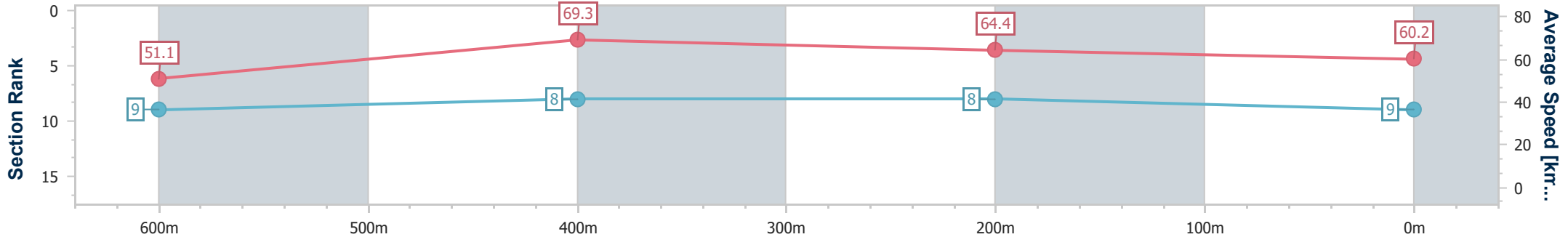
Ipswich QLD Professional
 Race 3: BARRIER REEF POOLS QTIS Three-Years-Old Maiden
 Plate - 800m



18 October 2024 - 14:34

Track Rating: Good 4, Weather: Fine, Rail Position: +3m Entire

Section	Overall	600m	400m	200m
Section Times	0:47.27 [9] (0:14.07)	0:33.20 [9] (0:10.25)	0:22.95 [8] (0:10.99)	0:11.96 [8] (0:11.96)
Average Speed [km/h]	51.1	69.3	64.4	60.2
Top Speed [km/h]	70.6	70.8	66.6	62.8
Avg. Dist. to Rail [m]	2.3	2.9	3.9	0.9
Avg. Stride Freq. [Hz]	2.5	2.6	2.4	2.3
Avg. Stride Length [m]	6.1	7.5	7.3	7.2



- [] Ranking at each section and finish
- .-.- No data available at this section
- NA No data available



Ipswich QLD Professional

Race 4: THE CATON SCRAMBLE Maiden Plate - 1350m

18 October 2024 - 15:15



Track Rating: Good 4, Weather: Fine, Rail Position: +3m Entire

Section		Field Times										Last 600m				
		Overall	1200m	1000m	800m	600m	400m						0:35.74			
		(0:11.21)	(0:10.51)	(0:11.27)	(0:11.67)	(0:11.71)	(0:11.77)									
Rank	TAB	Horse/Jockey	Barrier	Top Speed [km/h]	Fastest Section											Distance Travelled [m]
1	13	OUR BENEFACTOR	1	70.0	0:10.39	1:20.40 [1]	1:09.07 [5]	0:58.68 [1]	0:47.41 [1]	0:35.74 [1]	0:24.03 [1]	0:35.74				
		Martin Harley		1200m	1200m	(0:11.33)	(0:10.39)	(0:11.27)	(0:11.67)	(0:11.71)	(0:11.77)					
2	3	TRUMP CARD	2	67.1	0:10.86	1:20.71 [2]	1:09.01 [9]	0:58.15 [8]	0:46.86 [8]	0:35.25 [8]	0:23.49 [8]	0:35.25		+0		
		Noel Callow		1200m	1200m	(0:11.70)	(0:10.86)	(0:11.29)	(0:11.61)	(0:11.76)	(0:11.71)					
3	15	RUINS OF ROME	6	68.3	0:10.71	1:21.06 [3]	1:09.70 [6]	0:58.99 [4]	0:47.72 [3]	0:36.07 [3]	0:24.26 [3]	0:36.07		+1		
		Justin Huxtable		1200m	1200m	(0:11.36)	(0:10.71)	(0:11.27)	(0:11.65)	(0:11.81)	(0:11.99)					
4	24	ELEVEN BLACK	3	68.7	0:10.74	1:21.21 [4]	1:09.79 [7]	0:59.05 [6]	0:47.69 [6]	0:36.03 [6]	0:24.24 [4]	0:36.03		+2		
		James Orman		1200m	1200m	(0:11.42)	(0:10.74)	(0:11.36)	(0:11.66)	(0:11.79)	(0:11.87)					
5	4	ZOUGO BOSS	10	67.0	0:11.03	1:21.44 [5]	1:09.81 [8]	0:58.78 [9]	0:47.49 [9]	0:35.81 [9]	0:23.90 [11]	0:35.81		+5		
		Ryan Maloney		1200m	1200m	(0:11.63)	(0:11.03)	(0:11.29)	(0:11.68)	(0:11.91)	(0:11.87)					
6	5	ALLEZBEC	5	66.6	0:10.98	1:21.50 [6]	1:09.63 [11]	0:58.65 [11]	0:47.46 [10]	0:35.80 [10]	0:24.04 [10]	0:35.80		+1		
		Georgina Cartwright		1000m	1200m	(0:11.87)	(0:10.98)	(0:11.19)	(0:11.66)	(0:11.76)	(0:11.83)					
7	8	JORUM	14	67.8	0:11.02	1:21.74 [7]	1:09.96 [10]	0:58.94 [10]	0:47.63 [11]	0:35.94 [11]	0:24.50 [9]	0:35.94		+8		
		Rob Thorburn		1200m	1200m	(0:11.78)	(0:11.02)	(0:11.31)	(0:11.69)	(0:11.44)	(0:11.96)					
8	18	LADY LETHAN	13	66.5	0:11.05	1:21.99 [8]	1:10.69 [4]	0:59.64 [7]	0:48.30 [7]	0:36.66 [7]	0:24.83 [6]	0:36.66		+5		
		Jake Bayliss		1200m	1200m	(0:11.30)	(0:11.05)	(0:11.34)	(0:11.64)	(0:11.83)	(0:12.16)					
9	14	POWER OF SUCCESS	11	69.2	0:10.59	1:22.35 [9]	1:11.12 [2]	1:00.53 [2]	0:49.17 [2]	0:37.56 [2]	0:25.78 [2]	0:37.56		+3		
		Les Tilley		1200m	1200m	(0:11.23)	(0:10.59)	(0:11.36)	(0:11.61)	(0:11.78)	(0:12.30)					
10	19	SHE'S MY LADY	12	68.3	0:10.69	1:22.37 [10]	1:11.16 [1]	1:00.47 [3]	0:49.01 [4]	0:37.30 [4]	0:25.27 [5]	0:37.30		+5		
		Brooke Ainsworth		1200m	1200m	(0:11.21)	(0:10.69)	(0:11.46)	(0:11.71)	(0:12.03)	(0:12.33)					

Scratched: Nagamie (#2), Kellisa (#9), Blood Red (#22), Antilles (#6), Runaway Tycoon (#17), Lipstick Lies (#20), Arteluca (#1), Sofala (#11), Crypt De Pin (#7), Migratory (#10), Justoh (#21), Metcalfe (#12), Ale

[] Ranking at each section and finish
-:--:-- No data available at this section
NA No data available

SCN Saddle cloth number
DNF Did not finish
DNT Did not track



Ipswich QLD Professional

Race 4: THE CATON SCRAMBLE Maiden Plate - 1350m

18 October 2024 - 15:15



Track Rating: Good 4, Weather: Fine, Rail Position: +3m Entire

Section	Overall	1200m	1000m	800m	600m	400m	Last 600m
Field Times	1:20.40 (0:11.21)	1:09.19 (0:10.51)	0:58.68 (0:11.27)	0:47.41 (0:11.67)	0:35.74 (0:11.71)	0:24.03 (0:11.77)	0:35.74

Rank	TAB	Horse/Jockey	Barrier	Top Speed [km/h]	Fastest Section							Distance Travelled [m]	
11	16	UNCLE IAN	7	67.4	0:10.86	1:22.49 [11]	1:11.25 [3]	1:00.39 [5]	0:49.08 [5]	0:37.38 [5]	0:25.28 [7]	0:37.38	+4
		Taylor Marshall		1200m	1200m	(0:11.24)	(0:10.86)	(0:11.31)	(0:11.70)	(0:12.10)	(0:12.20)		

Scratched: Nagamie (#2), Kellisa (#9), Blood Red (#22), Antilles (#6), Runaway Tycoon (#17), Lipstick Lies (#20), Arteluca (#1), Sofala (#11), Crypt De Pin (#7), Migratory (#10), Justoh (#21), Metcalfe (#12), Ale

[] Ranking at each section and finish
 -:-:-:- No data available at this section
 NA No data available

SCN Saddle cloth number
 DNF Did not finish
 DNT Did not track



Ipswich QLD Professional

Race 4: THE CATON SCRAMBLE Maiden Plate - 1350m

18 October 2024 - 15:15



Track Rating: Good 4, Weather: Fine, Rail Position: +3m Entire

Section				200m				Last 600m	
Field Times				0:12.26 (0:12.26)				0:35.74	
Rank	TAB	Horse/Jockey	Barrier	Top Speed [km/h]	Fastest Section	Margin			Distance Travelled [m]
1	13	OUR BENEFACTOR Martin Harley	1	70.0 1200m	0:10.39 1200m	0:12.26 [1] (0:12.26)	1:20.40		0:35.74
2	3	TRUMP CARD Noel Callow	2	67.1 1200m	0:10.86 1200m	0:11.78 [5] (0:11.78)	1.82L		0:35.25 +0
3	15	RUINS OF ROME Justin Huxtable	6	68.3 1200m	0:10.71 1200m	0:12.27 [2] (0:12.27)	3.87L		0:36.07 +1
4	24	ELEVEN BLACK James Orman	3	68.7 1200m	0:10.74 1200m	0:12.37 [3] (0:12.37)	4.73L		0:36.03 +2
5	4	ZOUGO BOSS Ryan Maloney	10	67.0 1200m	0:11.03 1200m	0:12.03 [9] (0:12.03)	6.09L		0:35.81 +5
6	5	ALLEZBEC Georgina Cartwright	5	66.6 1000m	0:10.98 1200m	0:12.21 [7] (0:12.21)	6.43L		0:35.80 +1
7	8	JORUM Rob Thorburn	14	67.8 1200m	0:11.02 1200m	0:12.54 [6] (0:12.54)	7.85L		0:35.94 +8
8	18	LADY LETHAN Jake Bayliss	13	66.5 1200m	0:11.05 1200m	0:12.67 [8] (0:12.67)	9.36L		0:36.66 +5
9	14	POWER OF SUCCESS Les Tilley	11	69.2 1200m	0:10.59 1200m	0:13.48 [4] (0:13.48)	11.43L		0:37.56 +3
10	19	SHE'S MY LADY Brooke Ainsworth	12	68.3 1200m	0:10.69 1200m	0:12.94 [11] (0:12.94)	11.54L		0:37.30 +5

Scratched: Nagamie (#2), Kellisa (#9), Blood Red (#22), Antilles (#6), Runaway Tycoon (#17), Lipstick Lies (#20), Arteluca (#1), Sofala (#11), Crypt De Pin (#7), Migratory (#10), Justoh (#21), Metcalfe (#12), Ale

[] Ranking at each section and finish
 -:-:- No data available at this section
 NA No data available

SCN Saddle cloth number
 DNF Did not finish
 DNT Did not track



Ipswich QLD Professional
 Race 4: THE CATON SCRAMBLE Maiden Plate - 1350m
 18 October 2024 - 15:15



Track Rating: Good 4, Weather: Fine, Rail Position: +3m Entire

Section		200m		Last 600m		
Field Times		0:12.26 (0:12.26)		0:35.74		
Rank	TAB Horse/Jockey	Barrier	Top Speed [km/h]	Fastest Section	Margin	Distance Travelled [m]
11	16 UNCLE IAN	7	67.4	0:10.86	0:13.08 [10]	12.28L
	Taylor Marshall		1200m	1200m	(0:13.08)	0:37.38 +4

Scratched: Nagamie (#2), Kellisa (#9), Blood Red (#22), Antilles (#6), Runaway Tycoon (#17), Lipstick Lies (#20), Arteluca (#1), Sofala (#11), Crypt De Pin (#7), Migratory (#10), Justoh (#21), Metcalfe (#12), Ale

[] Ranking at each section and finish
 -:-:- No data available at this section
 NA No data available

SCN Saddle cloth number
 DNF Did not finish
 DNT Did not track



Horse/Jockey Name	Our Benefactor
Final Rank	1
Fastest Section Time (Section)	0:10.39 (1200m)
Top Speed [km/h] (Section)	70.0 (1200m)
Race State	Finished



Ipswich QLD Professional

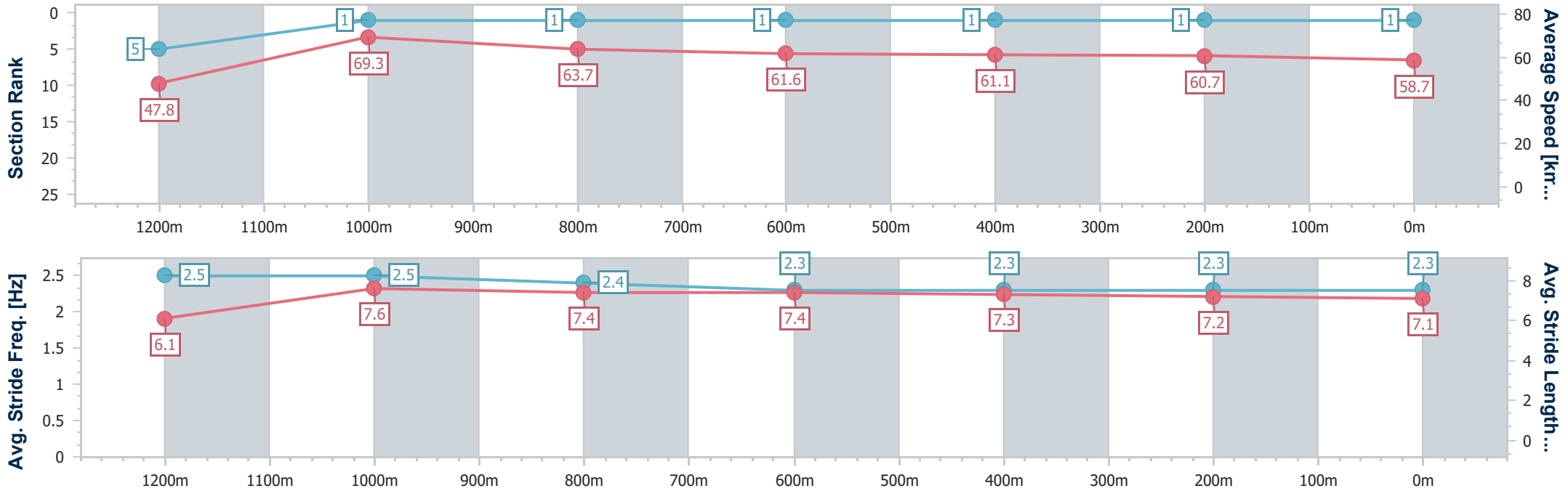
Race 4: THE CATON SCRAMBLE Maiden Plate - 1350m

18 October 2024 - 15:15



Track Rating: Good 4, Weather: Fine, Rail Position: +3m Entire

Section	Overall	1200m	1000m	800m	600m	400m	200m
Section Times	1:20.40 [1] (0:11.33)	1:09.07 [5] (0:10.39)	0:58.68 [1] (0:11.27)	0:47.41 [1] (0:11.67)	0:35.74 [1] (0:11.71)	0:24.03 [1] (0:11.77)	0:12.26 [1] (0:12.26)
Average Speed [km/h]	47.8	69.3	63.7	61.6	61.1	60.7	58.7
Top Speed [km/h]	69.2	70.0	66.8	62.7	62.0	62.0	60.3
Avg. Dist. to Rail [m]	1.7	1.0	0.3	1.0	1.2	1.0	0.4
Avg. Stride Freq. [Hz]	2.5	2.5	2.4	2.3	2.3	2.3	2.3
Avg. Stride Length [m]	6.1	7.6	7.4	7.4	7.3	7.2	7.1



- [] Ranking at each section and finish
- .-.- No data available at this section
- NA No data available



Horse/Jockey Name	Trump Card
Final Rank	2
Fastest Section Time (Section)	0:10.86 (1200m)
Top Speed [km/h] (Section)	67.1 (1200m)
Race State	Finished



Ipswich QLD Professional

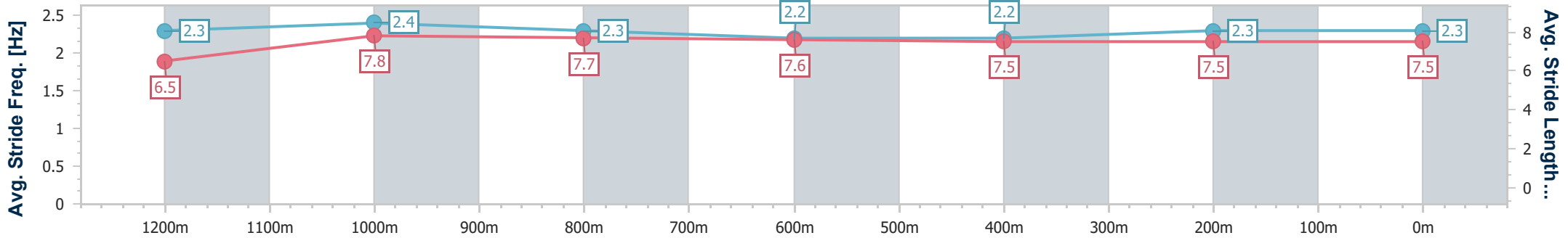
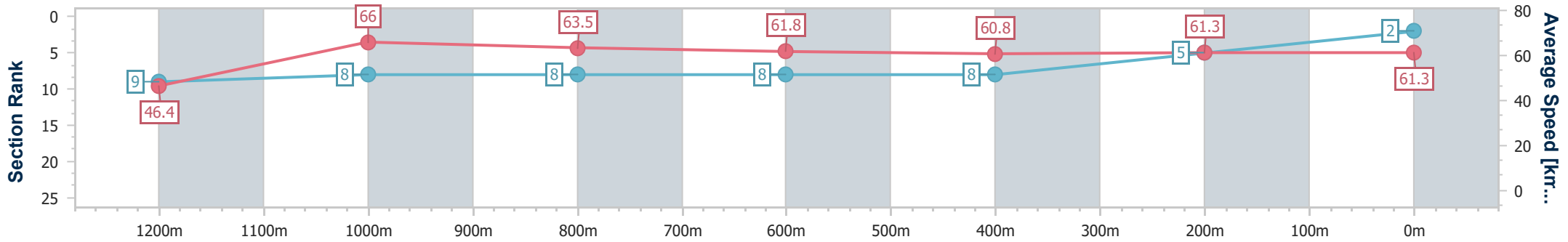
Race 4: THE CATON SCRAMBLE Maiden Plate - 1350m

18 October 2024 - 15:15



Track Rating: Good 4, Weather: Fine, Rail Position: +3m Entire

Section	Overall	1200m	1000m	800m	600m	400m	200m
Section Times	1:20.71 [2] (0:11.70)	1:09.01 [9] (0:10.86)	0:58.15 [8] (0:11.29)	0:46.86 [8] (0:11.61)	0:35.25 [8] (0:11.76)	0:23.49 [8] (0:11.71)	0:11.78 [5] (0:11.78)
Average Speed [km/h]	46.4	66.0	63.5	61.8	60.8	61.3	61.3
Top Speed [km/h]	64.6	67.1	65.7	62.1	61.6	62.0	61.8
Avg. Dist. to Rail [m]	0.6	1.1	1.0	1.6	1.3	0.5	1.2
Avg. Stride Freq. [Hz]	2.3	2.4	2.3	2.2	2.2	2.3	2.3
Avg. Stride Length [m]	6.5	7.8	7.7	7.6	7.5	7.5	7.5



- [] Ranking at each section and finish
- .-.- No data available at this section
- NA No data available



Horse/Jockey Name	Ruins Of Rome
Final Rank	3
Fastest Section Time (Section)	0:10.71 (1200m)
Top Speed [km/h] (Section)	68.3 (1200m)
Race State	Finished



Ipswich QLD Professional

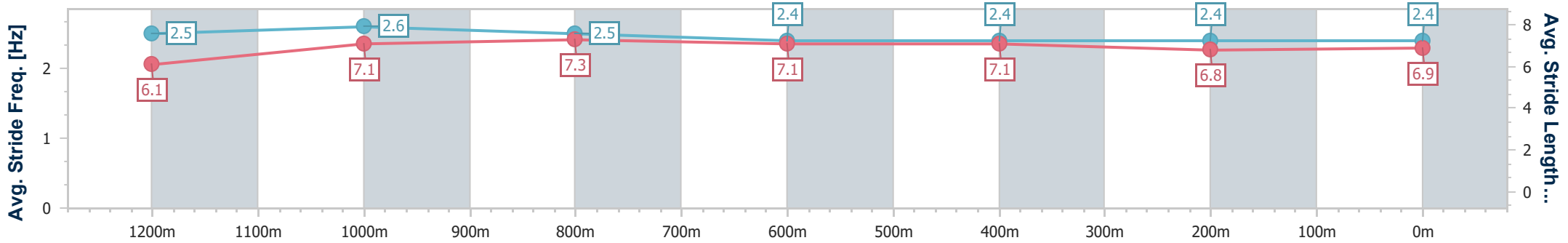
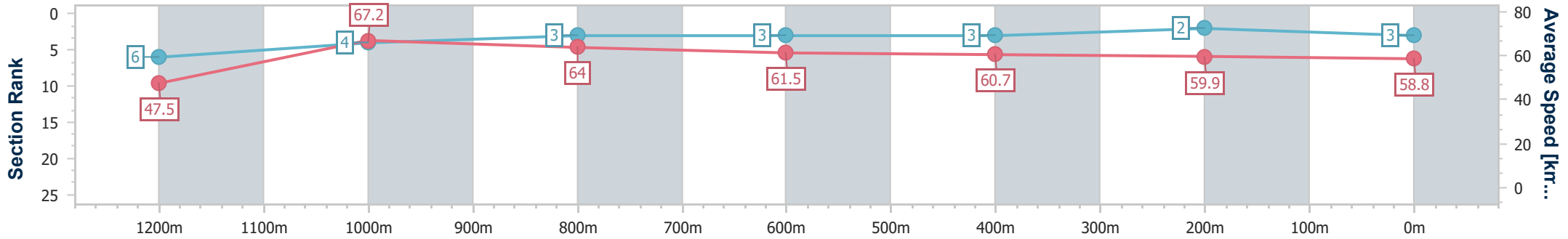
Race 4: THE CATON SCRAMBLE Maiden Plate - 1350m

18 October 2024 - 15:15



Track Rating: Good 4, Weather: Fine, Rail Position: +3m Entire

Section	Overall	1200m	1000m	800m	600m	400m	200m
Section Times	1:21.06 [3] (0:11.36)	1:09.70 [6] (0:10.71)	0:58.99 [4] (0:11.27)	0:47.72 [3] (0:11.65)	0:36.07 [3] (0:11.81)	0:24.26 [3] (0:11.99)	0:12.27 [2] (0:12.27)
Average Speed [km/h]	47.5	67.2	64.0	61.5	60.7	59.9	58.8
Top Speed [km/h]	66.3	68.3	66.7	63.0	61.5	61.2	60.9
Avg. Dist. to Rail [m]	2.6	0.8	0.4	1.2	1.3	0.8	3.1
Avg. Stride Freq. [Hz]	2.5	2.6	2.5	2.4	2.4	2.4	2.4
Avg. Stride Length [m]	6.1	7.1	7.3	7.1	7.1	6.8	6.9



- [] Ranking at each section and finish
- .-.- No data available at this section
- NA No data available



Horse/Jockey Name	Eleven Black
Final Rank	4
Fastest Section Time (Section)	0:10.74 (1200m)
Top Speed [km/h] (Section)	68.7 (1200m)
Race State	Finished



Ipswich QLD Professional

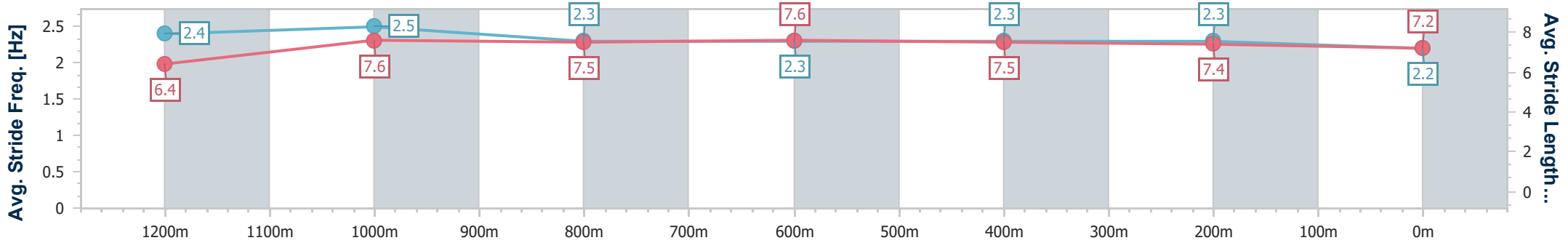
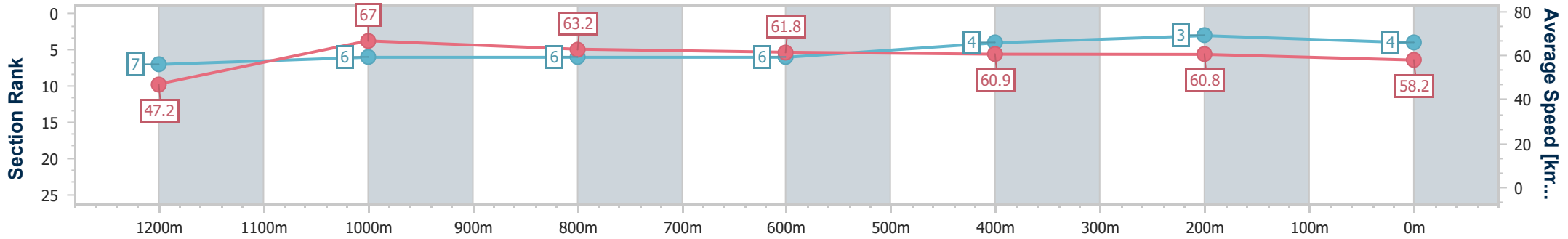
Race 4: THE CATON SCRAMBLE Maiden Plate - 1350m

18 October 2024 - 15:15



Track Rating: Good 4, Weather: Fine, Rail Position: +3m Entire

Section	Overall	1200m	1000m	800m	600m	400m	200m
Section Times	1:21.21 [4] (0:11.42)	1:09.79 [7] (0:10.74)	0:59.05 [6] (0:11.36)	0:47.69 [6] (0:11.66)	0:36.03 [6] (0:11.79)	0:24.24 [4] (0:11.87)	0:12.37 [3] (0:12.37)
Average Speed [km/h]	47.2	67.0	63.2	61.8	60.9	60.8	58.2
Top Speed [km/h]	63.9	68.7	65.2	62.2	62.2	62.1	59.4
Avg. Dist. to Rail [m]	1.0	0.7	0.4	0.7	0.8	1.6	4.3
Avg. Stride Freq. [Hz]	2.4	2.5	2.3	2.3	2.3	2.3	2.2
Avg. Stride Length [m]	6.4	7.6	7.5	7.6	7.5	7.4	7.2



- [] Ranking at each section and finish
- .-.- No data available at this section
- NA No data available



Horse/Jockey Name	Zougo Boss
Final Rank	5
Fastest Section Time (Section)	0:11.03 (1200m)
Top Speed [km/h] (Section)	67.0 (1200m)
Race State	Finished



Ipswich QLD Professional

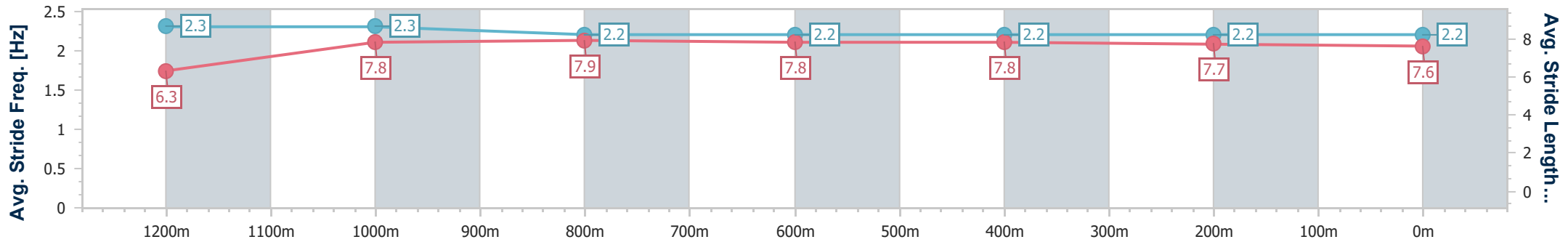
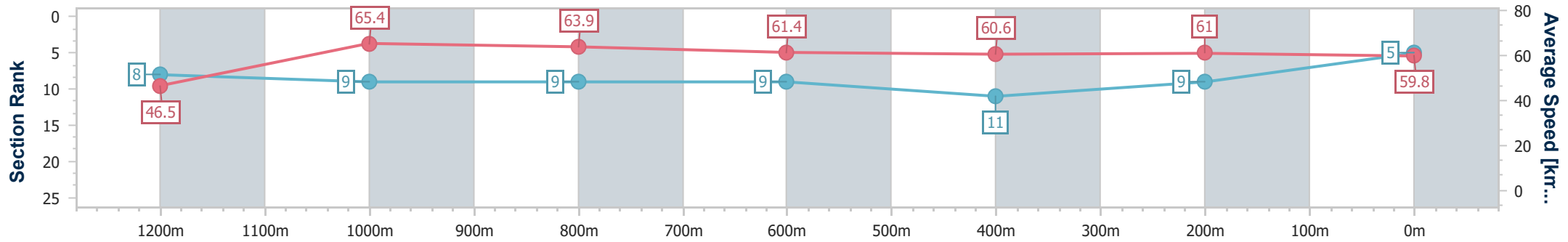
Race 4: THE CATON SCRAMBLE Maiden Plate - 1350m

18 October 2024 - 15:15



Track Rating: Good 4, Weather: Fine, Rail Position: +3m Entire

Section	Overall	1200m	1000m	800m	600m	400m	200m
Section Times	1:21.44 [5] (0:11.63)	1:09.81 [8] (0:11.03)	0:58.78 [9] (0:11.29)	0:47.49 [9] (0:11.68)	0:35.81 [9] (0:11.91)	0:23.90 [11] (0:11.87)	0:12.03 [9]
Average Speed [km/h]	46.5	65.4	63.9	61.4	60.6	61.0	59.8
Top Speed [km/h]	63.4	67.0	64.7	62.2	61.4	62.0	62.0
Avg. Dist. to Rail [m]	4.4	0.8	0.6	0.5	0.5	2.9	5.6
Avg. Stride Freq. [Hz]	2.3	2.3	2.2	2.2	2.2	2.2	2.2
Avg. Stride Length [m]	6.3	7.8	7.9	7.8	7.8	7.7	7.6



- [] Ranking at each section and finish
- .-.- No data available at this section
- NA No data available



Horse/Jockey Name	Allezbec
Final Rank	6
Fastest Section Time (Section)	0:10.98 (1200m)
Top Speed [km/h] (Section)	66.6 (1000m)
Race State	Finished



Ipswich QLD Professional

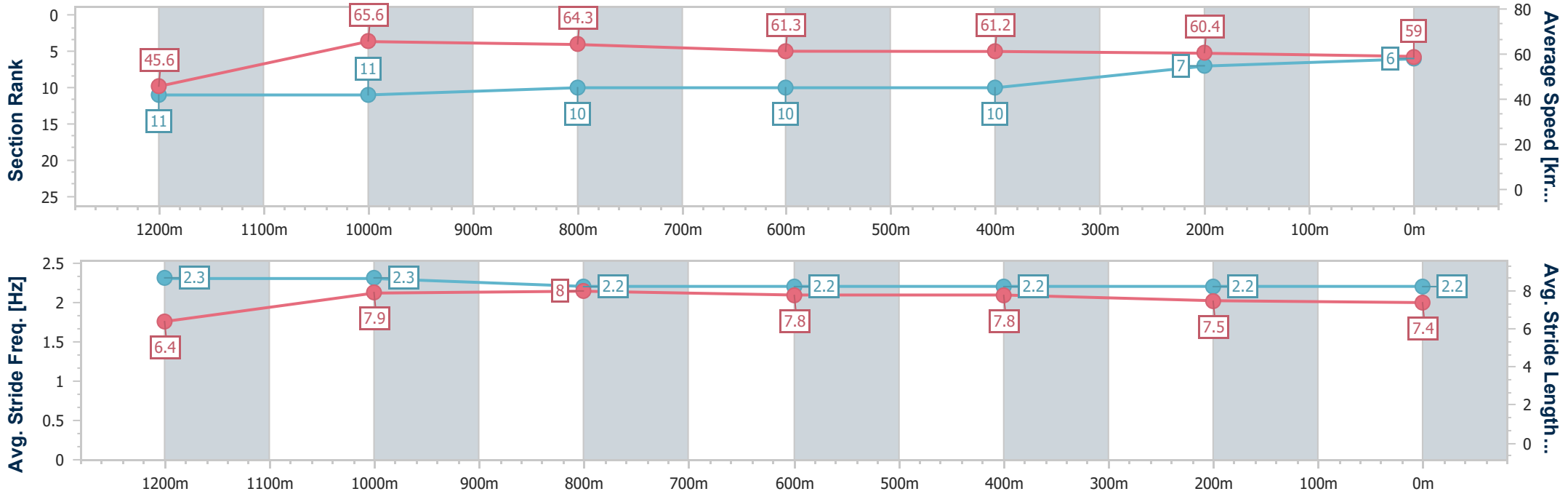
Race 4: THE CATON SCRAMBLE Maiden Plate - 1350m

18 October 2024 - 15:15



Track Rating: Good 4, Weather: Fine, Rail Position: +3m Entire

Section	Overall	1200m	1000m	800m	600m	400m	200m
Section Times	1:21.50 [6] (0:11.87)	1:09.63 [11] (0:10.98)	0:58.65 [11] (0:11.19)	0:47.46 [10] (0:11.66)	0:35.80 [10] (0:11.76)	0:24.04 [10] (0:11.83)	0:12.21 [7] (0:12.21)
Average Speed [km/h]	45.6	65.6	64.3	61.3	61.2	60.4	59.0
Top Speed [km/h]	63.3	66.2	66.6	61.9	61.3	61.5	60.3
Avg. Dist. to Rail [m]	1.2	0.3	0.4	1.1	1.0	1.2	0.4
Avg. Stride Freq. [Hz]	2.3	2.3	2.2	2.2	2.2	2.2	2.2
Avg. Stride Length [m]	6.4	7.9	8.0	7.8	7.8	7.5	7.4



- [] Ranking at each section and finish
- .-.- No data available at this section
- NA No data available



Horse/Jockey Name	Jorum
Final Rank	7
Fastest Section Time (Section)	0:11.02 (1200m)
Top Speed [km/h] (Section)	67.8 (1200m)
Race State	Finished



Ipswich QLD Professional

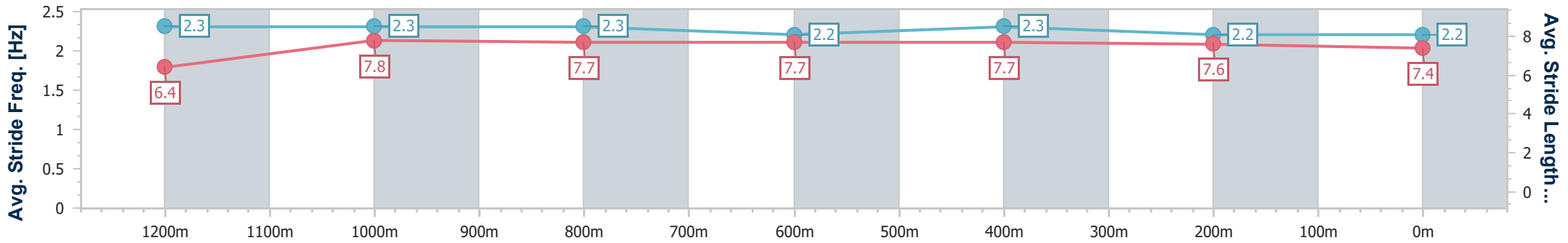
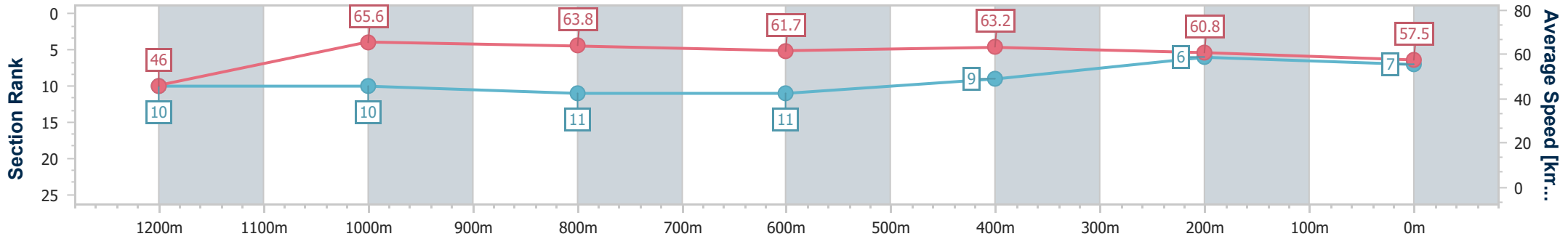
Race 4: THE CATON SCRAMBLE Maiden Plate - 1350m

18 October 2024 - 15:15



Track Rating: Good 4, Weather: Fine, Rail Position: +3m Entire

Section	Overall	1200m	1000m	800m	600m	400m	200m
Section Times	1:21.74 [7] (0:11.78)	1:09.96 [10] (0:11.02)	0:58.94 [10] (0:11.31)	0:47.63 [11] (0:11.69)	0:35.94 [11] (0:11.44)	0:24.50 [9] (0:11.96)	0:12.54 [6] (0:12.54)
Average Speed [km/h]	46.0	65.6	63.8	61.7	63.2	60.8	57.5
Top Speed [km/h]	64.0	67.8	67.8	63.6	64.0	62.3	60.1
Avg. Dist. to Rail [m]	7.9	1.5	1.4	0.6	1.1	3.4	4.5
Avg. Stride Freq. [Hz]	2.3	2.3	2.3	2.2	2.3	2.2	2.2
Avg. Stride Length [m]	6.4	7.8	7.7	7.7	7.7	7.6	7.4



- [] Ranking at each section and finish
- .-.- No data available at this section
- NA No data available



Horse/Jockey Name	Lady Lethan
Final Rank	8
Fastest Section Time (Section)	0:11.05 (1200m)
Top Speed [km/h] (Section)	66.5 (1200m)
Race State	Finished



Ipswich QLD Professional

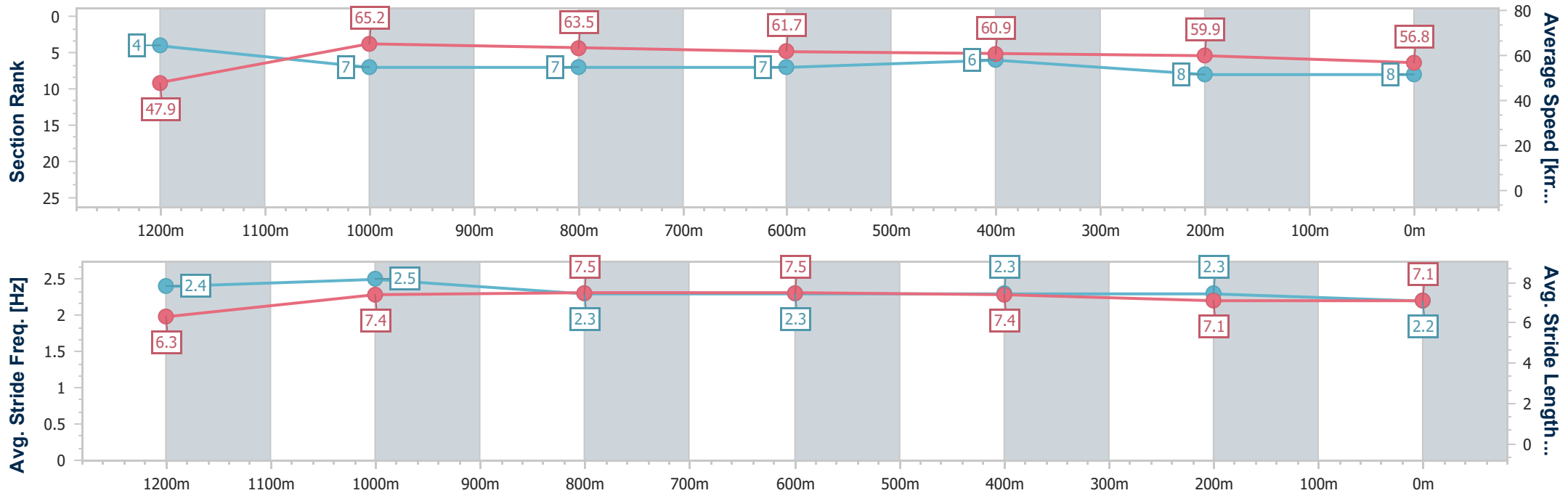
Race 4: THE CATON SCRAMBLE Maiden Plate - 1350m

18 October 2024 - 15:15



Track Rating: Good 4, Weather: Fine, Rail Position: +3m Entire

Section	Overall	1200m	1000m	800m	600m	400m	200m
Section Times	1:21.99 [8] (0:11.30)	1:10.69 [4] (0:11.05)	0:59.64 [7] (0:11.34)	0:48.30 [7] (0:11.64)	0:36.66 [7] (0:11.83)	0:24.83 [6] (0:12.16)	0:12.67 [8] (0:12.67)
Average Speed [km/h]	47.9	65.2	63.5	61.7	60.9	59.9	56.8
Top Speed [km/h]	66.5	66.5	64.6	62.1	61.5	60.5	60.0
Avg. Dist. to Rail [m]	8.4	3.0	0.6	0.5	0.5	2.3	2.8
Avg. Stride Freq. [Hz]	2.4	2.5	2.3	2.3	2.3	2.3	2.2
Avg. Stride Length [m]	6.3	7.4	7.5	7.5	7.4	7.1	7.1



- [] Ranking at each section and finish
- .-.- No data available at this section
- NA No data available



Horse/Jockey Name	Power Of Success
Final Rank	9
Fastest Section Time (Section)	0:10.59 (1200m)
Top Speed [km/h] (Section)	69.2 (1200m)
Race State	Finished



Ipswich QLD Professional

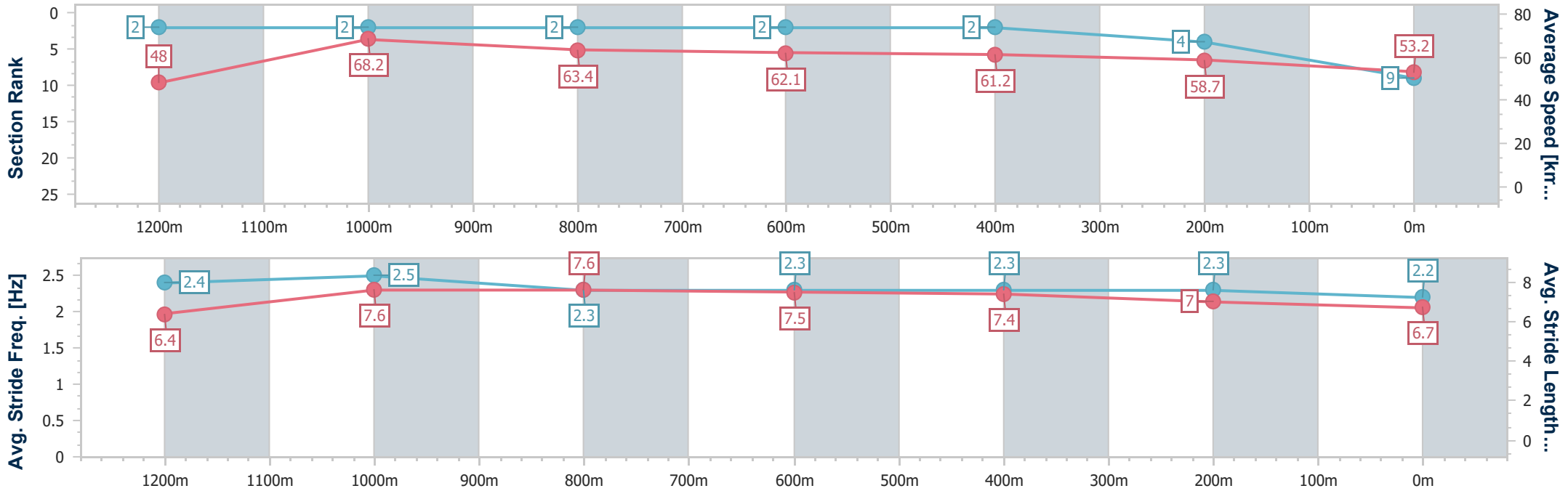
Race 4: THE CATON SCRAMBLE Maiden Plate - 1350m

18 October 2024 - 15:15



Track Rating: Good 4, Weather: Fine, Rail Position: +3m Entire

Section	Overall	1200m	1000m	800m	600m	400m	200m
Section Times	1:22.35 [9] (0:11.23)	1:11.12 [2] (0:10.59)	1:00.53 [2] (0:11.36)	0:49.17 [2] (0:11.61)	0:37.56 [2] (0:11.78)	0:25.78 [2] (0:12.30)	0:13.48 [4] (0:13.48)
Average Speed [km/h]	48.0	68.2	63.4	62.1	61.2	58.7	53.2
Top Speed [km/h]	67.7	69.2	66.2	63.0	61.6	60.8	56.7
Avg. Dist. to Rail [m]	5.9	1.9	0.7	0.1	0.1	0.8	2.2
Avg. Stride Freq. [Hz]	2.4	2.5	2.3	2.3	2.3	2.3	2.2
Avg. Stride Length [m]	6.4	7.6	7.6	7.5	7.4	7.0	6.7



- [] Ranking at each section and finish
- .-.- No data available at this section
- NA No data available



Horse/Jockey Name	She's My Lady
Final Rank	10
Fastest Section Time (Section)	0:10.69 (1200m)
Top Speed [km/h] (Section)	68.3 (1200m)
Race State	Finished



Ipswich QLD Professional

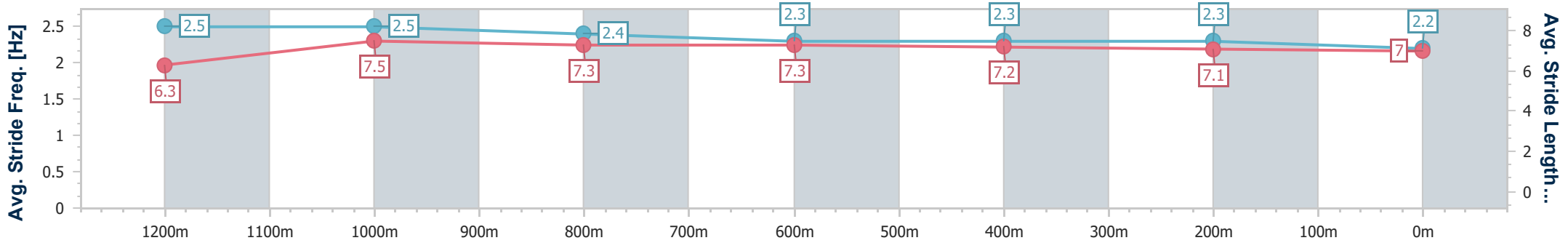
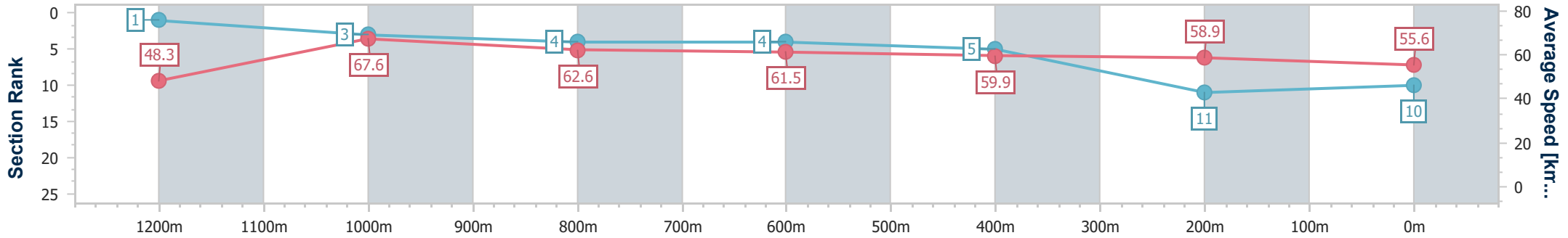
Race 4: THE CATON SCRAMBLE Maiden Plate - 1350m

18 October 2024 - 15:15



Track Rating: Good 4, Weather: Fine, Rail Position: +3m Entire

Section	Overall	1200m	1000m	800m	600m	400m	200m
Section Times	1:22.37 [10] (0:11.21)	1:11.16 [1] (0:10.69)	1:00.47 [3] (0:11.46)	0:49.01 [4] (0:11.71)	0:37.30 [4] (0:12.03)	0:25.27 [5] (0:12.33)	0:12.94 [11] (0:12.94)
Average Speed [km/h]	48.3	67.6	62.6	61.5	59.9	58.9	55.6
Top Speed [km/h]	67.5	68.3	65.7	62.9	61.5	60.2	58.3
Avg. Dist. to Rail [m]	7.6	2.5	0.4	0.2	0.4	2.1	1.3
Avg. Stride Freq. [Hz]	2.5	2.5	2.4	2.3	2.3	2.3	2.2
Avg. Stride Length [m]	6.3	7.5	7.3	7.3	7.2	7.1	7.0



- [] Ranking at each section and finish
- .-.- No data available at this section
- NA No data available



Horse/Jockey Name	Uncle Ian
Final Rank	11
Fastest Section Time (Section)	0:10.86 (1200m)
Top Speed [km/h] (Section)	67.4 (1200m)
Race State	Finished



Ipswich QLD Professional

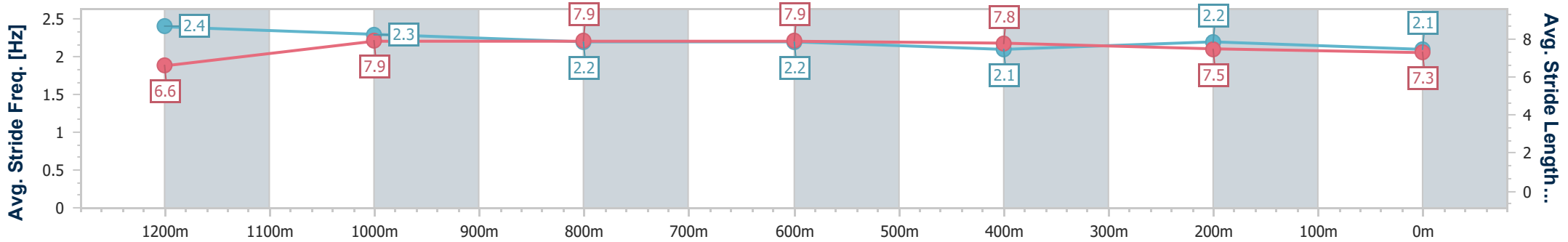
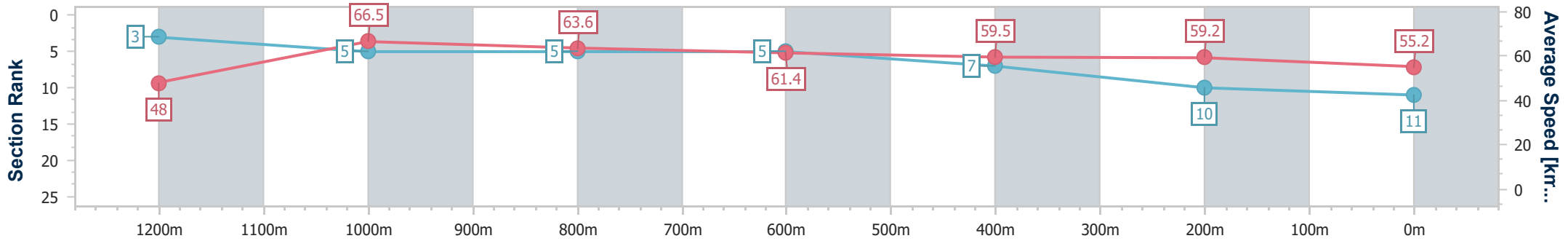
Race 4: THE CATON SCRAMBLE Maiden Plate - 1350m

18 October 2024 - 15:15



Track Rating: Good 4, Weather: Fine, Rail Position: +3m Entire

Section	Overall	1200m	1000m	800m	600m	400m	200m
Section Times	1:22.49 [11] (0:11.24)	1:11.25 [3] (0:10.86)	1:00.39 [5] (0:11.31)	0:49.08 [5] (0:11.70)	0:37.38 [5] (0:12.10)	0:25.28 [7] (0:12.20)	0:13.08 [10] (0:13.08)
Average Speed [km/h]	48.0	66.5	63.6	61.4	59.5	59.2	55.2
Top Speed [km/h]	67.4	67.4	65.7	62.2	60.7	60.2	58.5
Avg. Dist. to Rail [m]	2.0	0.7	0.4	0.3	0.3	0.5	0.5
Avg. Stride Freq. [Hz]	2.4	2.3	2.2	2.2	2.1	2.2	2.1
Avg. Stride Length [m]	6.6	7.9	7.9	7.9	7.8	7.5	7.3



- [] Ranking at each section and finish
- .-.- No data available at this section
- NA No data available

Track Rating: Soft 5, Weather: Fine, Rail Position: +3m Entire

Section												Last 600m		
Field Times		Overall	1000m	800m	600m	400m	200m						0:34.51	
		1:04.09 (0:08.26)	0:55.83 (0:10.52)	0:45.31 (0:10.80)	0:34.51 (0:11.04)	0:23.47 (0:11.42)	0:12.05 (0:12.05)							
Rank	TAB	Horse/Jockey	Barrier	Top Speed [km/h]	Fastest Section							Margin	Distance Travelled [m]	
1	11	KELLY'S LANDING Justin Huxtable	8	69.8 1000m	0:08.26 Overall	1:04.09 [1] (0:08.26)	0:55.83 [1] (0:10.52)	0:45.31 [1] (0:10.80)	0:34.51 [1] (0:11.04)	0:23.47 [1] (0:11.42)	0:12.05 [1] (0:12.05)	1:04.09	0:34.51	
2	6	LA PETITE MAISON Ryan Maloney	1	69.4 1000m	0:08.38 Overall	1:04.35 [2] (0:08.38)	0:55.97 [2] (0:10.59)	0:45.38 [2] (0:10.79)	0:34.59 [2] (0:11.06)	0:23.53 [2] (0:11.35)	0:12.18 [2] (0:12.18)	1.56L	0:34.59	+2
3	1	ANTONITO Noel Callow	6	68.3 1000m	0:08.45 Overall	1:04.76 [3] (0:08.45)	0:56.31 [3] (0:10.62)	0:45.69 [3] (0:10.76)	0:34.93 [3] (0:11.10)	0:23.83 [3] (0:11.60)	0:12.23 [3] (0:12.23)	3.92L	0:34.93	-1
4	12	LIZZIE'S GEM Ryan Wiggins	3	69.5 1000m	0:08.81 Overall	1:05.25 [4] (0:08.81)	0:56.44 [8] (0:10.55)	0:45.89 [6] (0:10.62)	0:35.27 [4] (0:11.08)	0:24.19 [4] (0:11.74)	0:12.45 [4] (0:12.45)	6.85L	0:35.27	+0
5	5	FLUDWAY Micheal Hellyer	9	68.8 1000m	0:08.80 Overall	1:05.55 [5] (0:08.80)	0:56.75 [6] (0:10.73)	0:46.02 [8] (0:10.67)	0:35.35 [7] (0:11.15)	0:24.20 [6] (0:11.63)	0:12.57 [5] (0:12.57)	8.6L	0:35.35	+1
6	18	UNLEASH Karl Zechner	2	69.6 1000m	0:08.74 Overall	1:05.69 [6] (0:08.74)	0:56.95 [5] (0:10.58)	0:46.37 [5] (0:10.82)	0:35.55 [6] (0:11.13)	0:24.42 [5] (0:11.74)	0:12.68 [6] (0:12.68)	9.43L	0:35.55	-1
7	22	WHISTLIN' RULER Fiona Sandkuhl	7	68.6 1000m	0:08.53 Overall	1:05.85 [7] (0:08.53)	0:57.32 [4] (0:10.76)	0:46.56 [4] (0:10.73)	0:35.83 [5] (0:11.37)	0:24.46 [7] (0:11.90)	0:12.56 [7] (0:12.56)	10.38L	0:35.83	+5
8	15	DIAMOND WITNESS Kenji Yoshida	10	68.9 1000m	0:08.80 Overall	1:05.91 [8] (0:08.80)	0:57.11 [7] (0:10.72)	0:46.39 [7] (0:10.78)	0:35.61 [8] (0:11.30)	0:24.31 [8] (0:11.77)	0:12.54 [8] (0:12.54)	10.71L	0:35.61	+3
9	14	APOLLO TEN Rob Thorburn	5	69.2 1000m	0:09.20 Overall	1:07.00 [9] (0:09.20)	0:57.80 [9] (0:10.59)	0:47.21 [9] (0:10.71)	0:36.50 [9] (0:11.11)	0:25.39 [9] (0:11.90)	0:13.49 [9] (0:13.49)	17.11L	0:36.50	-3

Scratched: Hi Jules (#10), Tereshkova (#21), Champinsky (#19), Coltman (#20), Kelanoa (#17), Laser Beam (#16), No Name Frank (#7), Taltarni Fields (#9), Scribble (#8), Cryptic Prism (#4), Sultry Siren (#13),



Horse/Jockey Name	Kelly's Landing
Final Rank	1
Fastest Section Time (Section)	0:08.26 (Overall)
Top Speed [km/h] (Section)	69.8 (1000m)
Race State	Finished



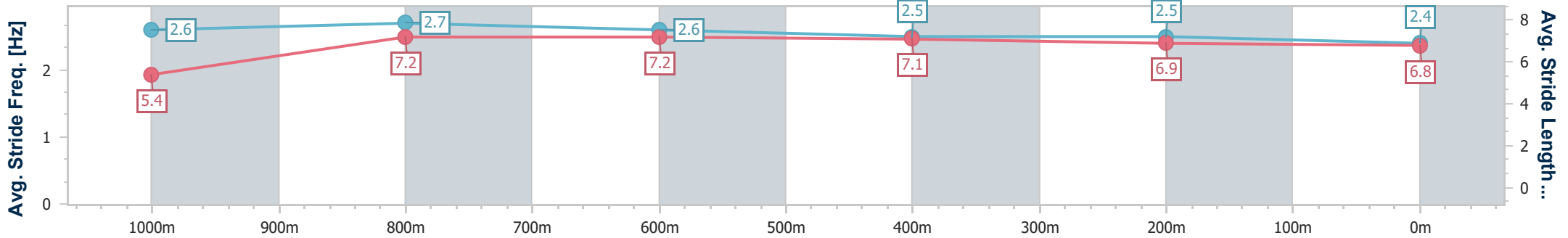
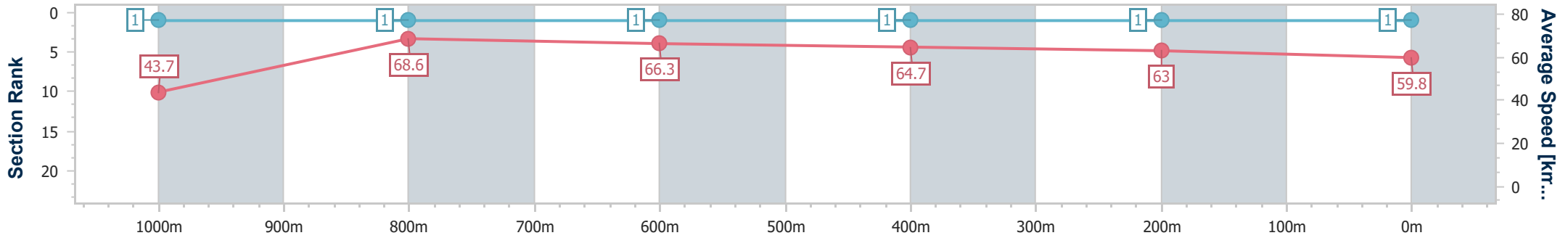
Ipswich QLD Professional
Race 5: CROWNE REAL ESTATE GEOFF & ALLEY Class 1
Plate - 1100m



18 October 2024 - 15:55

Track Rating: Soft 5, Weather: Fine, Rail Position: +3m Entire

Section	Overall	1000m	800m	600m	400m	200m
Section Times	1:04.09 [1] (0:08.26)	0:55.83 [1] (0:10.52)	0:45.31 [1] (0:10.80)	0:34.51 [1] (0:11.04)	0:23.47 [1] (0:11.42)	0:12.05 [1] (0:12.05)
Average Speed [km/h]	43.7	68.6	66.3	64.7	63.0	59.8
Top Speed [km/h]	67.2	69.8	67.4	65.9	64.3	62.3
Avg. Dist. to Rail [m]	8.6	1.3	1.4	1.2	0.9	2.4
Avg. Stride Freq. [Hz]	2.6	2.7	2.6	2.5	2.5	2.4
Avg. Stride Length [m]	5.4	7.2	7.2	7.1	6.9	6.8



- [] Ranking at each section and finish
- .-.- No data available at this section
- NA No data available



Horse/Jockey Name	La Petite Maison
Final Rank	2
Fastest Section Time (Section)	0:08.38 (Overall)
Top Speed [km/h] (Section)	69.4 (1000m)
Race State	Finished



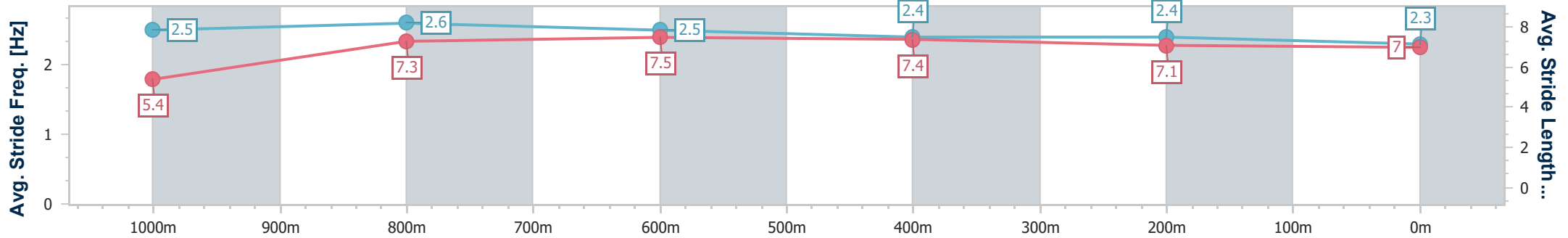
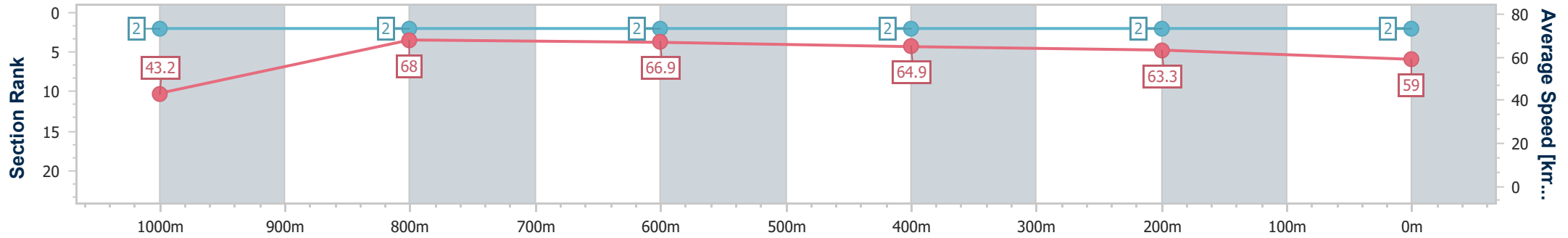
Ipswich QLD Professional
 Race 5: CROWNE REAL ESTATE GEOFF & ALLEY Class 1
 Plate - 1100m



18 October 2024 - 15:55

Track Rating: Soft 5, Weather: Fine, Rail Position: +3m Entire

Section	Overall	1000m	800m	600m	400m	200m
Section Times	1:04.35 [2] (0:08.38)	0:55.97 [2] (0:10.59)	0:45.38 [2] (0:10.79)	0:34.59 [2] (0:11.06)	0:23.53 [2] (0:11.35)	0:12.18 [2] (0:12.18)
Average Speed [km/h]	43.2	68.0	66.9	64.9	63.3	59.0
Top Speed [km/h]	65.9	69.4	68.4	65.5	64.4	62.5
Avg. Dist. to Rail [m]	4.3	1.0	0.4	0.5	0.8	3.0
Avg. Stride Freq. [Hz]	2.5	2.6	2.5	2.4	2.4	2.3
Avg. Stride Length [m]	5.4	7.3	7.5	7.4	7.1	7.0



- [] Ranking at each section and finish
- .-.- No data available at this section
- NA No data available



Horse/Jockey Name	Antonito
Final Rank	3
Fastest Section Time (Section)	0:08.45 (Overall)
Top Speed [km/h] (Section)	68.3 (1000m)
Race State	Finished



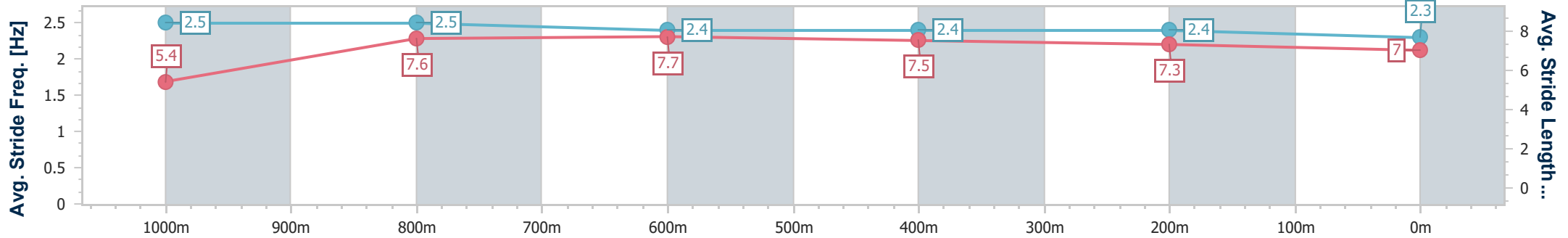
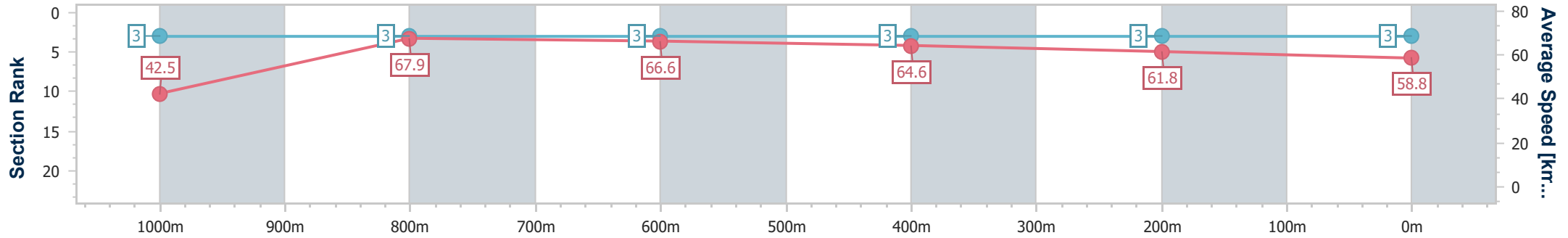
Ipswich QLD Professional
Race 5: CROWNE REAL ESTATE GEOFF & ALLEY Class 1
Plate - 1100m



18 October 2024 - 15:55

Track Rating: Soft 5, Weather: Fine, Rail Position: +3m Entire

Section	Overall	1000m	800m	600m	400m	200m
Section Times	1:04.76 [3] (0:08.45)	0:56.31 [3] (0:10.62)	0:45.69 [3] (0:10.76)	0:34.93 [3] (0:11.10)	0:23.83 [3] (0:11.60)	0:12.23 [3] (0:12.23)
Average Speed [km/h]	42.5	67.9	66.6	64.6	61.8	58.8
Top Speed [km/h]	65.9	68.3	68.2	65.9	62.8	60.6
Avg. Dist. to Rail [m]	5.6	0.8	1.2	0.8	1.1	0.8
Avg. Stride Freq. [Hz]	2.5	2.5	2.4	2.4	2.4	2.3
Avg. Stride Length [m]	5.4	7.6	7.7	7.5	7.3	7.0



- [] Ranking at each section and finish
- .-.- No data available at this section
- NA No data available



Horse/Jockey Name	Lizzie's Gem
Final Rank	4
Fastest Section Time (Section)	0:08.81 (Overall)
Top Speed [km/h] (Section)	69.5 (1000m)
Race State	Finished



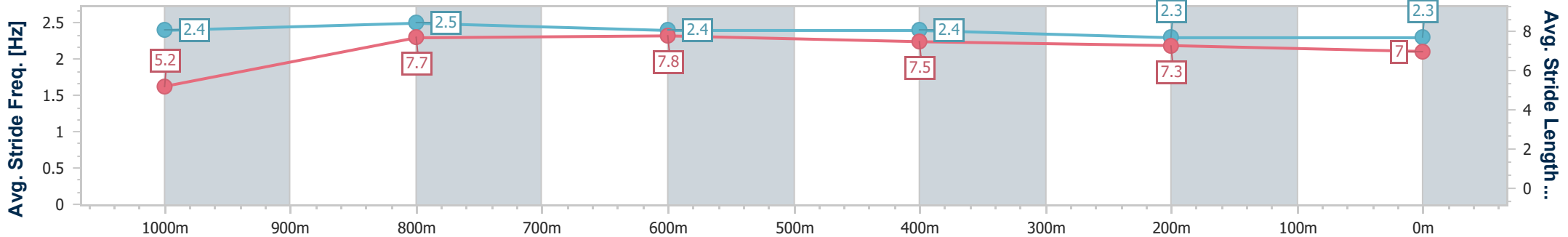
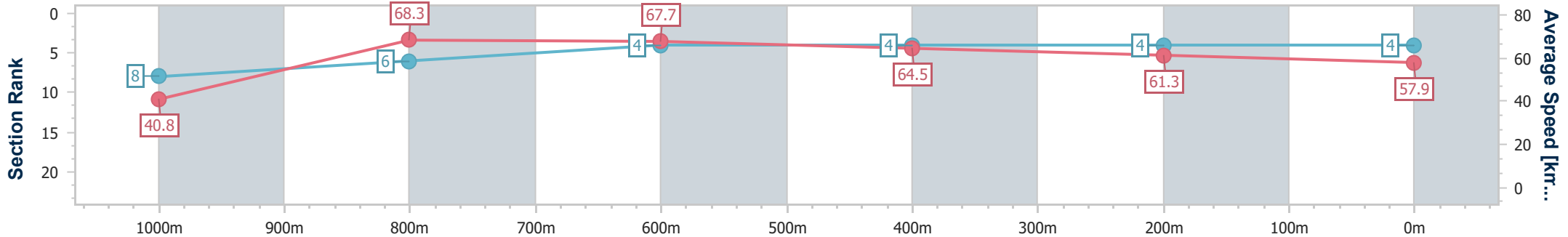
Ipswich QLD Professional
Race 5: CROWNE REAL ESTATE GEOFF & ALLEY Class 1
Plate - 1100m



18 October 2024 - 15:55

Track Rating: Soft 5, Weather: Fine, Rail Position: +3m Entire

Section	Overall	1000m	800m	600m	400m	200m
Section Times	1:05.25 [4] (0:08.81)	0:56.44 [8] (0:10.55)	0:45.89 [6] (0:10.62)	0:35.27 [4] (0:11.08)	0:24.19 [4] (0:11.74)	0:12.45 [4] (0:12.45)
Average Speed [km/h]	40.8	68.3	67.7	64.5	61.3	57.9
Top Speed [km/h]	66.3	69.5	68.7	66.5	64.0	59.5
Avg. Dist. to Rail [m]	4.2	0.5	0.9	1.0	0.9	3.0
Avg. Stride Freq. [Hz]	2.4	2.5	2.4	2.4	2.3	2.3
Avg. Stride Length [m]	5.2	7.7	7.8	7.5	7.3	7.0



- [] Ranking at each section and finish
- .-.- No data available at this section
- NA No data available



Horse/Jockey Name	Fludway
Final Rank	5
Fastest Section Time (Section)	0:08.80 (Overall)
Top Speed [km/h] (Section)	68.8 (1000m)
Race State	Finished



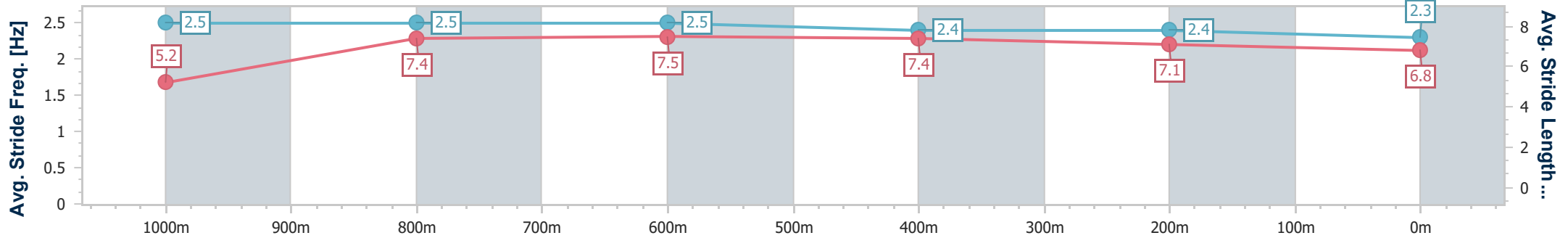
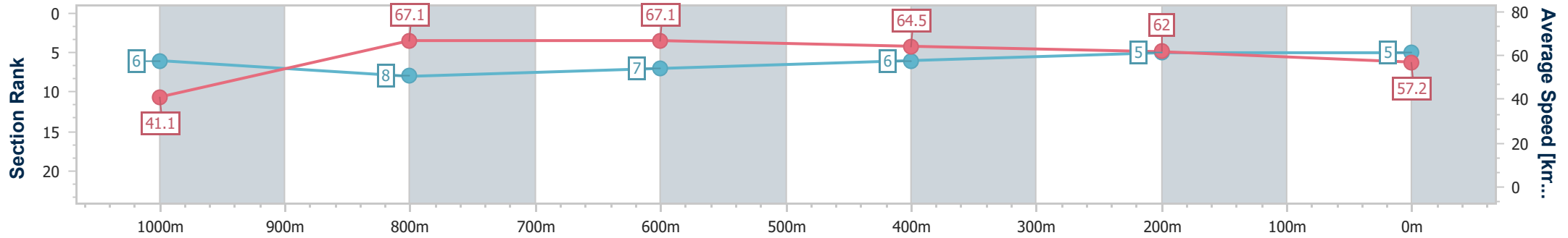
Ipswich QLD Professional
Race 5: CROWNE REAL ESTATE GEOFF & ALLEY Class 1
Plate - 1100m



18 October 2024 - 15:55

Track Rating: Soft 5, Weather: Fine, Rail Position: +3m Entire

Section	Overall	1000m	800m	600m	400m	200m
Section Times	1:05.55 [5] (0:08.80)	0:56.75 [6] (0:10.73)	0:46.02 [8] (0:10.67)	0:35.35 [7] (0:11.15)	0:24.20 [6] (0:11.63)	0:12.57 [5] (0:12.57)
Average Speed [km/h]	41.1	67.1	67.1	64.5	62.0	57.2
Top Speed [km/h]	64.6	68.8	68.4	66.1	63.0	59.9
Avg. Dist. to Rail [m]	7.3	0.9	0.7	0.4	0.8	4.2
Avg. Stride Freq. [Hz]	2.5	2.5	2.5	2.4	2.4	2.3
Avg. Stride Length [m]	5.2	7.4	7.5	7.4	7.1	6.8



- [] Ranking at each section and finish
- .-.- No data available at this section
- NA No data available



Horse/Jockey Name	Unleash
Final Rank	6
Fastest Section Time (Section)	0:08.74 (Overall)
Top Speed [km/h] (Section)	69.6 (1000m)
Race State	Finished



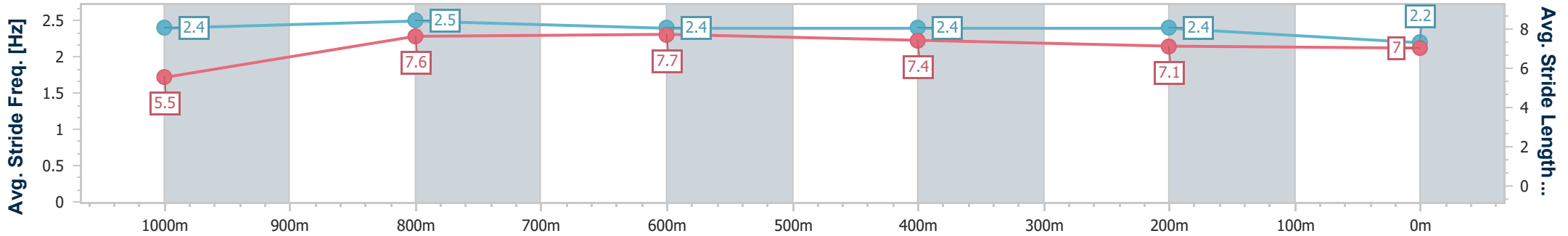
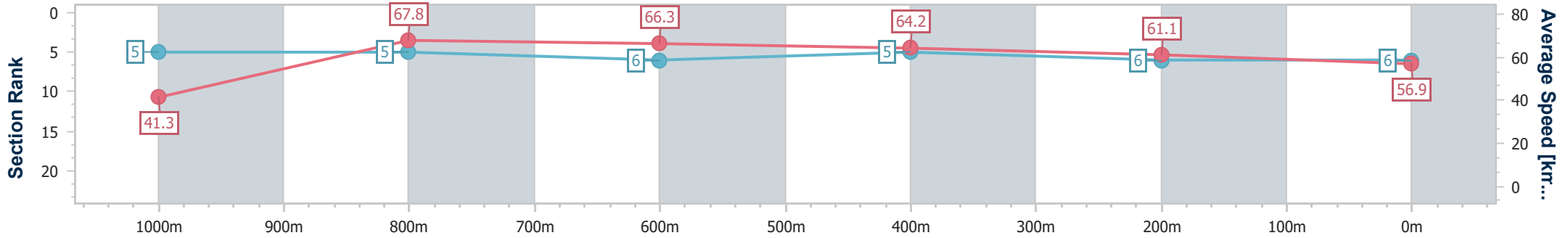
Ipswich QLD Professional
Race 5: CROWNE REAL ESTATE GEOFF & ALLEY Class 1
Plate - 1100m



18 October 2024 - 15:55

Track Rating: Soft 5, Weather: Fine, Rail Position: +3m Entire

Section	Overall	1000m	800m	600m	400m	200m
Section Times	1:05.69 [6] (0:08.74)	0:56.95 [5] (0:10.58)	0:46.37 [5] (0:10.82)	0:35.55 [6] (0:11.13)	0:24.42 [5] (0:11.74)	0:12.68 [6] (0:12.68)
Average Speed [km/h]	41.3	67.8	66.3	64.2	61.1	56.9
Top Speed [km/h]	65.7	69.6	67.4	65.8	62.4	60.0
Avg. Dist. to Rail [m]	4.4	0.7	1.4	1.2	0.9	2.1
Avg. Stride Freq. [Hz]	2.4	2.5	2.4	2.4	2.4	2.2
Avg. Stride Length [m]	5.5	7.6	7.7	7.4	7.1	7.0



- [] Ranking at each section and finish
- .-.- No data available at this section
- NA No data available



Horse/Jockey Name	Whistlin' Ruler
Final Rank	7
Fastest Section Time (Section)	0:08.53 (Overall)
Top Speed [km/h] (Section)	68.6 (1000m)
Race State	Finished



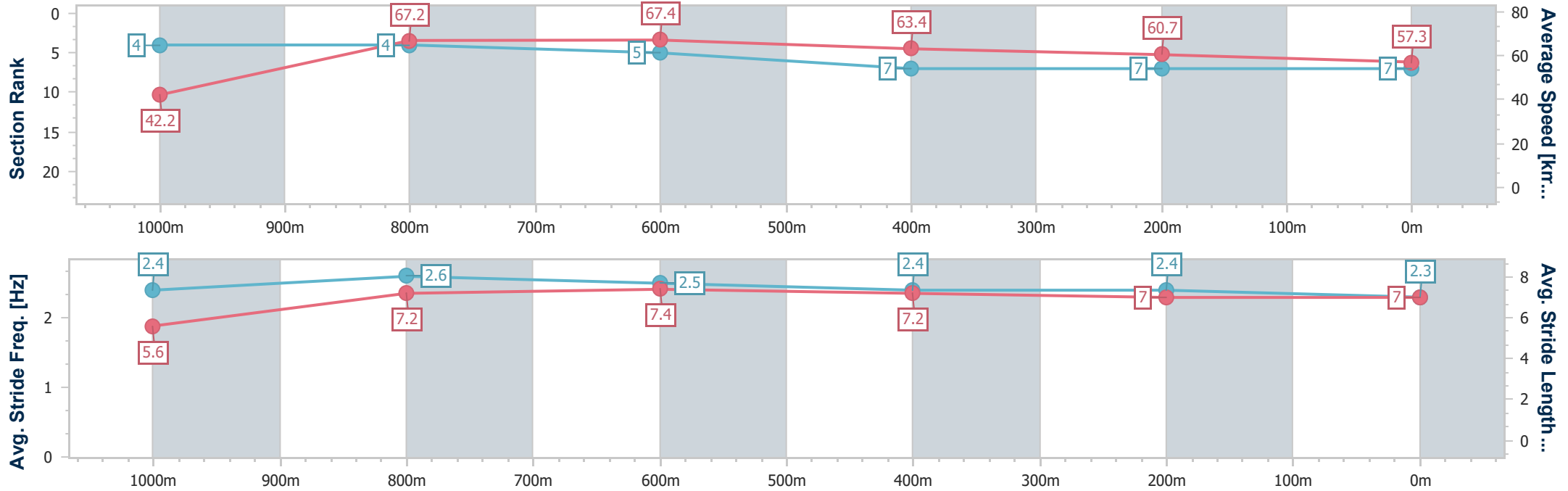
Ipswich QLD Professional
 Race 5: CROWNE REAL ESTATE GEOFF & ALLEY Class 1
 Plate - 1100m



18 October 2024 - 15:55

Track Rating: Soft 5, Weather: Fine, Rail Position: +3m Entire

Section	Overall	1000m	800m	600m	400m	200m
Section Times	1:05.85 [7] (0:08.53)	0:57.32 [4] (0:10.76)	0:46.56 [4] (0:10.73)	0:35.83 [5] (0:11.37)	0:24.46 [7] (0:11.90)	0:12.56 [7] (0:12.56)
Average Speed [km/h]	42.2	67.2	67.4	63.4	60.7	57.3
Top Speed [km/h]	63.5	68.6	68.4	65.7	62.0	59.5
Avg. Dist. to Rail [m]	7.5	2.4	1.1	0.7	1.6	5.2
Avg. Stride Freq. [Hz]	2.4	2.6	2.5	2.4	2.4	2.3
Avg. Stride Length [m]	5.6	7.2	7.4	7.2	7.0	7.0



- [] Ranking at each section and finish
- .-.- No data available at this section
- NA No data available



Horse/Jockey Name	Diamond Witness
Final Rank	8
Fastest Section Time (Section)	0:08.80 (Overall)
Top Speed [km/h] (Section)	68.9 (1000m)
Race State	Finished



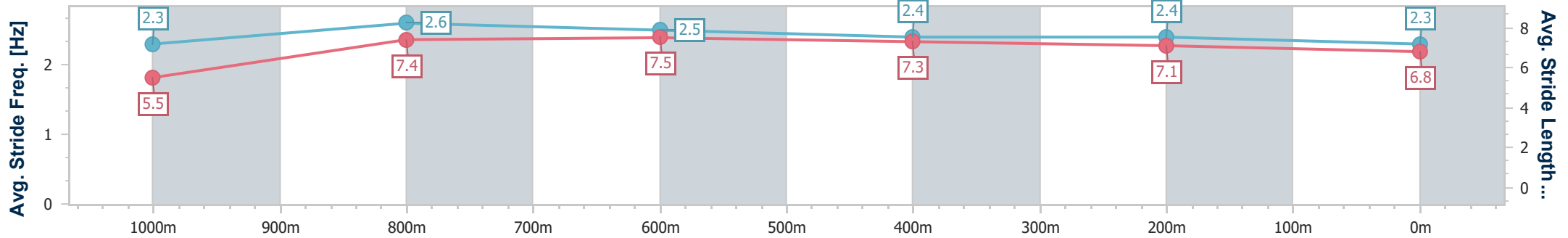
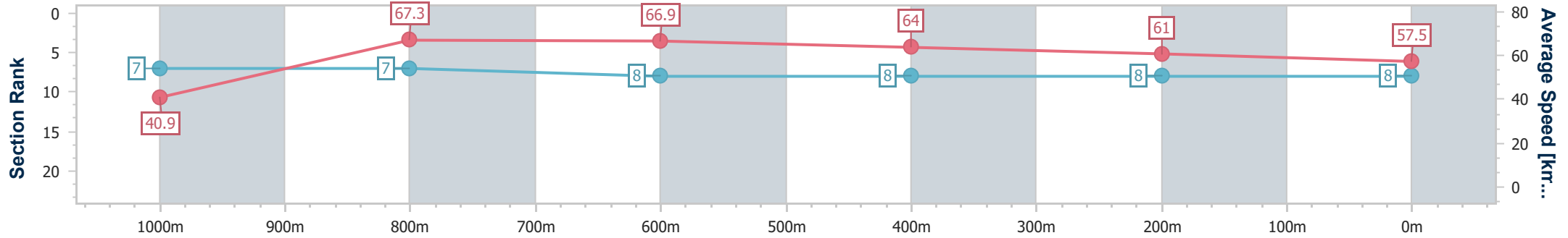
Ipswich QLD Professional
Race 5: CROWNE REAL ESTATE GEOFF & ALLEY Class 1
Plate - 1100m



18 October 2024 - 15:55

Track Rating: Soft 5, Weather: Fine, Rail Position: +3m Entire

Section	Overall	1000m	800m	600m	400m	200m
Section Times	1:05.91 [8] (0:08.80)	0:57.11 [7] (0:10.72)	0:46.39 [7] (0:10.78)	0:35.61 [8] (0:11.30)	0:24.31 [8] (0:11.77)	0:12.54 [8] (0:12.54)
Average Speed [km/h]	40.9	67.3	66.9	64.0	61.0	57.5
Top Speed [km/h]	63.5	68.9	68.1	66.0	62.7	60.2
Avg. Dist. to Rail [m]	9.1	1.1	0.9	0.6	0.5	3.5
Avg. Stride Freq. [Hz]	2.3	2.6	2.5	2.4	2.4	2.3
Avg. Stride Length [m]	5.5	7.4	7.5	7.3	7.1	6.8



- [] Ranking at each section and finish
- .-.- No data available at this section
- NA No data available



Horse/Jockey Name	Apollo Ten
Final Rank	9
Fastest Section Time (Section)	0:09.20 (Overall)
Top Speed [km/h] (Section)	69.2 (1000m)
Race State	Finished



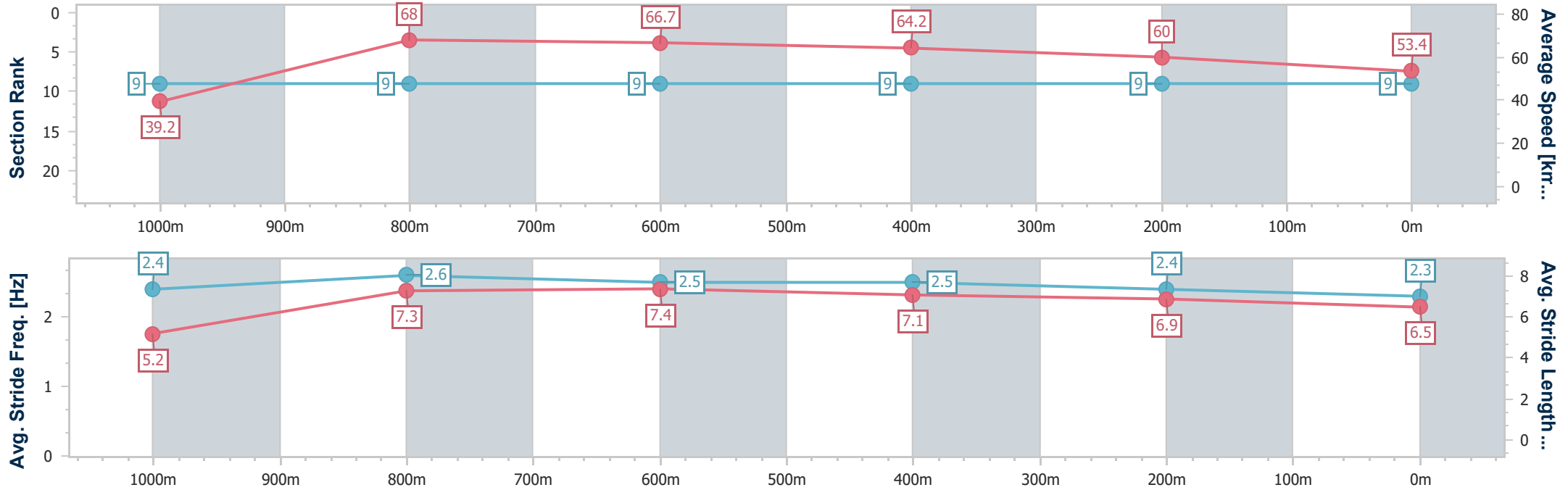
Ipswich QLD Professional
 Race 5: CROWNE REAL ESTATE GEOFF & ALLEY Class 1
 Plate - 1100m



18 October 2024 - 15:55

Track Rating: Soft 5, Weather: Fine, Rail Position: +3m Entire

Section	Overall	1000m	800m	600m	400m	200m
Section Times	1:07.00 [9] (0:09.20)	0:57.80 [9] (0:10.59)	0:47.21 [9] (0:10.71)	0:36.50 [9] (0:11.11)	0:25.39 [9] (0:11.90)	0:13.49 [9] (0:13.49)
Average Speed [km/h]	39.2	68.0	66.7	64.2	60.0	53.4
Top Speed [km/h]	65.2	69.2	68.5	66.7	61.9	57.7
Avg. Dist. to Rail [m]	6.1	1.0	1.5	2.0	1.7	0.7
Avg. Stride Freq. [Hz]	2.4	2.6	2.5	2.5	2.4	2.3
Avg. Stride Length [m]	5.2	7.3	7.4	7.1	6.9	6.5



- [] Ranking at each section and finish
- .-.- No data available at this section
- NA No data available

Track Rating: Good 4, Weather: Fine, Rail Position: +3m Entire

Section		Field Times												
Overall	1400m	1200m	1000m	800m	600m	400m	Last 600m							
1:42.93 (0:18.78)	1:24.15 (0:12.18)	1:11.97 (0:11.86)	1:00.11 (0:12.04)	0:48.07 (0:12.01)	0:36.06 (0:11.78)	0:24.28 (0:11.98)	0:36.06							
Rank	TAB	Horse/Jockey	Barrier	Top Speed [km/h]	Fastest Section								Distance Travelled [m]	
1	15	TWISTED MISTRESS Jason Taylor	3	64.7	0:11.63	1:42.93 [1] (0:19.22)	1:23.71 [4] (0:11.97)	1:11.74 [4] (0:11.63)	1:00.11 [1] (0:12.04)	0:48.07 [1] (0:12.01)	0:36.06 [1] (0:11.78)	0:24.28 [1] (0:11.98)	0:36.06	
2	3	MISS CHENERY James Orman	5	63.7	0:11.54	1:43.24 [2] (0:19.73)	1:23.51 [8] (0:12.01)	1:11.50 [8] (0:12.27)	0:59.23 [8] (0:12.20)	0:47.03 [8] (0:11.87)	0:35.16 [8] (0:11.54)	0:23.62 [8] (0:11.64)	0:35.16	+12
3	9	FLYING BAT Kirk Matheson	10	66.4	0:11.52	1:43.40 [3] (0:18.78)	1:24.62 [1] (0:12.21)	1:12.41 [2] (0:12.02)	1:00.39 [2] (0:12.22)	0:48.17 [2] (0:12.16)	0:36.01 [3] (0:11.52)	0:24.49 [3] (0:11.88)	0:36.01	-1
4	6	PICADOR Angela Jones	1	62.8	0:11.60	1:43.66 [4] (0:19.58)	1:24.08 [6] (0:11.90)	1:12.18 [6] (0:12.20)	0:59.98 [6] (0:12.27)	0:47.71 [7] (0:11.99)	0:35.72 [7] (0:11.60)	0:24.12 [7] (0:11.85)	0:35.72	+1
5	8	BLUEPRINT Michael Murphy	6	63.9	0:11.69	1:43.72 [5] (0:19.50)	1:24.22 [5] (0:11.83)	1:12.39 [5] (0:12.03)	1:00.36 [5] (0:12.29)	0:48.07 [5] (0:11.87)	0:36.20 [4] (0:11.69)	0:24.51 [4] (0:12.01)	0:36.20	+4
6	13	JENNY'S ROSE Karl Zechner	7	63.8	0:11.48	1:43.81 [6] (0:19.80)	1:24.01 [9] (0:12.19)	1:11.82 [10] (0:12.33)	0:59.49 [10] (0:12.10)	0:47.39 [10] (0:11.89)	0:35.50 [10] (0:11.48)	0:24.02 [10] (0:11.79)	0:35.50	+9
7	1	WARRANT Ryan Maloney	9	63.2	0:11.51	1:43.84 [7] (0:18.95)	1:24.89 [3] (0:12.01)	1:12.88 [1] (0:12.11)	1:00.77 [3] (0:12.36)	0:48.41 [3] (0:11.95)	0:36.46 [2] (0:11.51)	0:24.95 [2] (0:12.20)	0:36.46	+5
8	2	ACES UP Samantha Collett	2	63.3	0:11.54	1:44.24 [8] (0:19.69)	1:24.55 [7] (0:11.93)	1:12.62 [7] (0:12.08)	1:00.54 [7] (0:12.19)	0:48.35 [6] (0:11.89)	0:36.46 [6] (0:11.54)	0:24.92 [5] (0:12.18)	0:36.46	+4
9	10	BOVIDAE Justin Stanley	4	63.6	0:11.73	1:44.85 [9] (0:18.87)	1:25.98 [2] (0:12.24)	1:13.74 [3] (0:12.20)	1:01.54 [4] (0:12.32)	0:49.22 [4] (0:12.02)	0:37.20 [5] (0:11.73)	0:25.47 [6] (0:12.23)	0:37.20	-1
10	18	READY TO THUNDER Rob Thorburn	8	63.5	0:11.56	1:44.88 [10] (0:20.09)	1:24.79 [11] (0:11.80)	1:12.99 [9] (0:12.15)	1:00.84 [9] (0:12.19)	0:48.65 [9] (0:11.97)	0:36.68 [9] (0:11.56)	0:25.12 [9] (0:12.08)	0:36.68	+3

Scratched: Grandcoeur (#14), Gleeilly (#17), Amalgamation (#5), You Kay Squeeze (#4), Cygnet River (#20), Onomatopoeia (#12), Dupont (#11), Super Fair (#16), Smokin' De Quo (#7)



Ipswich QLD Professional

Race 6: GREAT NORTHERN Class 1 Handicap - 1680m

18 October 2024 - 16:34



Track Rating: Good 4, Weather: Fine, Rail Position: +3m Entire

Section	Overall	1400m	1200m	1000m	800m	600m	400m	Last 600m
Field Times	1:42.93 (0:18.78)	1:24.15 (0:12.18)	1:11.97 (0:11.86)	1:00.11 (0:12.04)	0:48.07 (0:12.01)	0:36.06 (0:11.78)	0:24.28 (0:11.98)	0:36.06

Rank	TAB	Horse/Jockey	Barrier	Top Speed [km/h]	Fastest Section	Overall	1400m	1200m	1000m	800m	600m	400m	Last 600m	Distance Travelled [m]
11	19	RUDIMENTARY	11	62.7	0:11.66	1:44.92 [11]	1:24.91 [10]	1:12.82 [11]	1:00.42 [11]	0:48.44 [11]	0:36.47 [11]	0:24.81 [11]	0:36.47	+1
		Fiona Sandkuhl		600m	600m	(0:20.01)	(0:12.09)	(0:12.40)	(0:11.98)	(0:11.97)	(0:11.66)	(0:12.15)		

Scratched: Grandcoeur (#14), Gleeilly (#17), Amalgamation (#5), You Kay Squeeze (#4), Cygnet River (#20), Onomatopoeia (#12), Dupont (#11), Super Fair (#16), Smokin' De Quo (#7)

[] Ranking at each section and finish
 -:-:- No data available at this section
 NA No data available

SCN Saddle cloth number
 DNF Did not finish
 DNT Did not track



Ipswich QLD Professional

Race 6: GREAT NORTHERN Class 1 Handicap - 1680m

18 October 2024 - 16:34



Track Rating: Good 4, Weather: Fine, Rail Position: +3m Entire

Section							200m			Last 600m
Field Times							0:12.30			0:36.06
Rank	TAB	Horse/Jockey	Barrier	Top Speed [km/h]	Fastest Section	Margin				Distance Travelled [m]
1	15	TWISTED MISTRESS Jason Taylor	3	64.7 Overall	0:11.63 1200m	0:12.30 [1] (0:12.30)	1:42.93		0:36.06	
2	3	MISS CHENERY James Orman	5	63.7 600m	0:11.54 600m	0:11.98 [5] (0:11.98)	1.82L		0:35.16	+12
3	9	FLYING BAT Kirk Matheson	10	66.4 Overall	0:11.52 600m	0:12.61 [2] (0:12.61)	2.75L		0:36.01	-1
4	6	PICADOR Angela Jones	1	62.8 600m	0:11.60 600m	0:12.27 [6] (0:12.27)	4.31L		0:35.72	+1
5	8	BLUEPRINT Michael Murphy	6	63.9 Overall	0:11.69 600m	0:12.50 [4] (0:12.50)	4.67L		0:36.20	+4
6	13	JENNY'S ROSE Karl Zechner	7	63.8 600m	0:11.48 600m	0:12.23 [8] (0:12.23)	5.21L		0:35.50	+9
7	1	WARRANT Ryan Maloney	9	63.2 Overall	0:11.51 600m	0:12.75 [3] (0:12.75)	5.37L		0:36.46	+5
8	2	ACES UP Samantha Collett	2	63.3 600m	0:11.54 600m	0:12.74 [7] (0:12.74)	7.7L		0:36.46	+4
9	10	BOVIDAE Justin Stanley	4	63.6 Overall	0:11.73 600m	0:13.24 [9] (0:13.24)	11.29L		0:37.20	-1
10	18	READY TO THUNDER Rob Thorburn	8	63.5 1400m	0:11.56 600m	0:13.04 [10] (0:13.04)	11.51L		0:36.68	+3

Scratched: Grandcoeur (#14), Gleeilly (#17), Amalgamation (#5), You Kay Squeeze (#4), Cygnet River (#20), Onomatopoeia (#12), Dupont (#11), Super Fair (#16), Smokin' De Quo (#7)

[] Ranking at each section and finish
 -:-:- No data available at this section
 NA No data available

SCN Saddle cloth number
 DNF Did not finish
 DNT Did not track



Ipswich QLD Professional

Race 6: GREAT NORTHERN Class 1 Handicap - 1680m

18 October 2024 - 16:34



Track Rating: Good 4, Weather: Fine, Rail Position: +3m Entire

Section				200m				Last 600m		
Field Times				0:12.30 (0:12.30)				0:36.06		
Rank	TAB	Horse/Jockey	Barrier	Top Speed [km/h]	Fastest Section	Margin			Distance Travelled [m]	
11	19	RUDIMENTARY	11	62.7	0:11.66	0:12.66 [11]	11.73L		0:36.47	+1
		Fiona Sandkuhl		600m	600m	(0:12.66)				

Scratched: Grandcoeur (#14), Gleeilly (#17), Amalgamation (#5), You Kay Squeeze (#4), Cygnet River (#20), Onomatopoeia (#12), Dupont (#11), Super Fair (#16), Smokin' De Quo (#7)

[] Ranking at each section and finish
 -:-:-:- No data available at this section
 NA No data available

SCN Saddle cloth number
 DNF Did not finish
 DNT Did not track



Horse/Jockey Name	Twisted Mistress
Final Rank	1
Fastest Section Time (Section)	0:11.63 (1200m)
Top Speed [km/h] (Section)	64.7 (Overall)
Race State	Finished



Ipswich QLD Professional

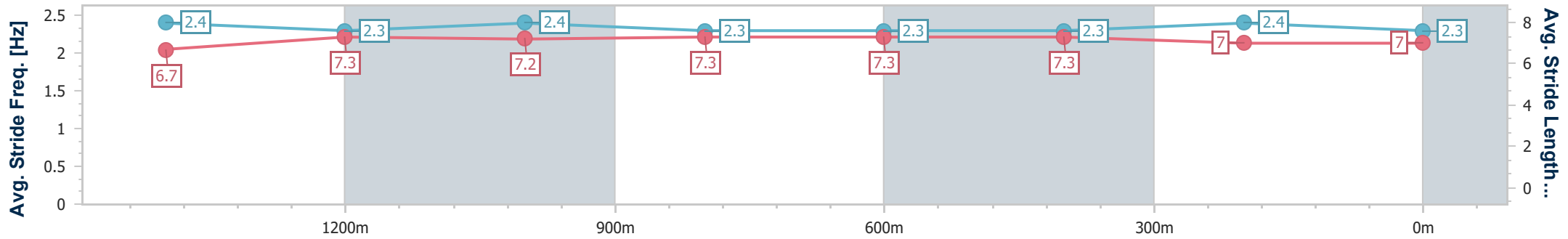
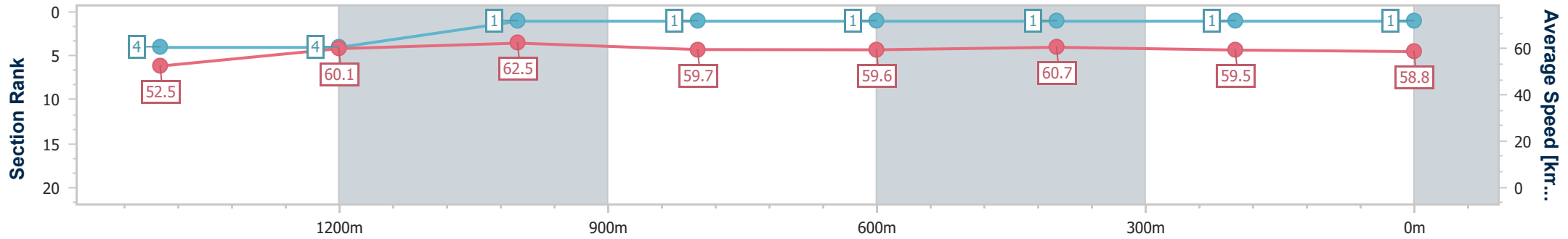
Race 6: GREAT NORTHERN Class 1 Handicap - 1680m

18 October 2024 - 16:34



Track Rating: Good 4, Weather: Fine, Rail Position: +3m Entire

Section	Overall	1400m	1200m	1000m	800m	600m	400m	200m
Section Times	1:42.93 [1] (0:19.22)	1:23.71 [4] (0:11.97)	1:11.74 [4] (0:11.63)	1:00.11 [1] (0:12.04)	0:48.07 [1] (0:12.01)	0:36.06 [1] (0:11.78)	0:24.28 [1] (0:11.98)	0:12.30 [1] (0:12.30)
Average Speed [km/h]	52.5	60.1	62.5	59.7	59.6	60.7	59.5	58.8
Top Speed [km/h]	64.7	62.6	64.6	62.0	60.7	61.5	61.1	59.9
Avg. Dist. to Rail [m]	2.1	0.5	1.9	0.5	1.3	1.9	1.9	1.8
Avg. Stride Freq. [Hz]	2.4	2.3	2.4	2.3	2.3	2.3	2.4	2.3
Avg. Stride Length [m]	6.7	7.3	7.2	7.3	7.3	7.3	7.0	7.0



- [] Ranking at each section and finish
- .-.- No data available at this section
- NA No data available



Horse/Jockey Name	Miss Chenery
Final Rank	2
Fastest Section Time (Section)	0:11.54 (600m)
Top Speed [km/h] (Section)	63.7 (600m)
Race State	Finished



Ipswich QLD Professional

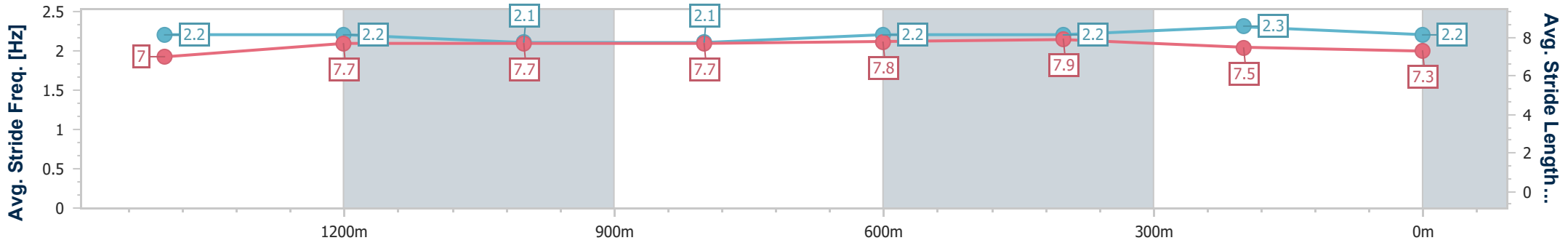
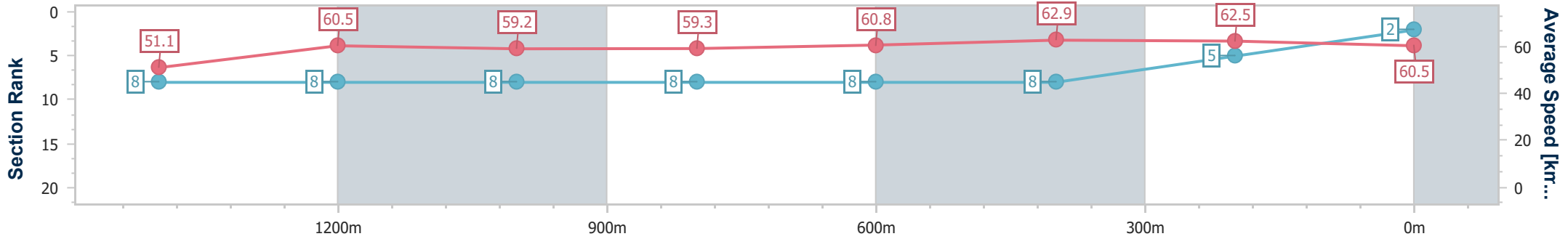
Race 6: GREAT NORTHERN Class 1 Handicap - 1680m

18 October 2024 - 16:34



Track Rating: Good 4, Weather: Fine, Rail Position: +3m Entire

Section	Overall	1400m	1200m	1000m	800m	600m	400m	200m
Section Times	1:43.24 [2] (0:19.73)	1:23.51 [8] (0:12.01)	1:11.50 [8] (0:12.27)	0:59.23 [8] (0:12.20)	0:47.03 [8] (0:11.87)	0:35.16 [8] (0:11.54)	0:23.62 [8] (0:11.64)	0:11.98 [5]
Average Speed [km/h]	51.1	60.5	59.2	59.3	60.8	62.9	62.5	60.5
Top Speed [km/h]	61.8	61.8	61.2	62.0	62.5	63.7	63.6	62.8
Avg. Dist. to Rail [m]	2.9	1.6	2.3	1.7	1.1	1.4	4.2	4.4
Avg. Stride Freq. [Hz]	2.2	2.2	2.1	2.1	2.2	2.2	2.3	2.2
Avg. Stride Length [m]	7.0	7.7	7.7	7.7	7.8	7.9	7.5	7.3



- [] Ranking at each section and finish
- .-.- No data available at this section
- NA No data available



Horse/Jockey Name	Flying Bat
Final Rank	3
Fastest Section Time (Section)	0:11.52 (600m)
Top Speed [km/h] (Section)	66.4 (Overall)
Race State	Finished



Ipswich QLD Professional

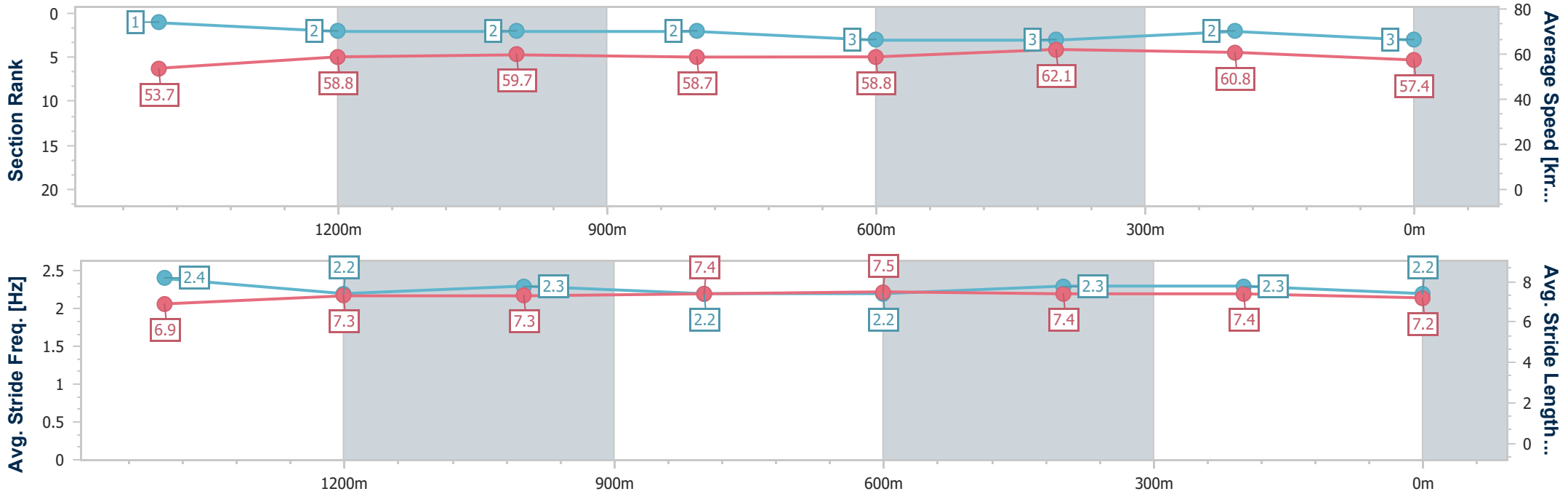
Race 6: GREAT NORTHERN Class 1 Handicap - 1680m

18 October 2024 - 16:34



Track Rating: Good 4, Weather: Fine, Rail Position: +3m Entire

Section	Overall	1400m	1200m	1000m	800m	600m	400m	200m
Section Times	1:43.40 [3] (0:18.78)	1:24.62 [1] (0:12.21)	1:12.41 [2] (0:12.02)	1:00.39 [2] (0:12.22)	0:48.17 [2] (0:12.16)	0:36.01 [3] (0:11.52)	0:24.49 [3] (0:11.88)	0:12.61 [2] (0:12.61)
Average Speed [km/h]	53.7	58.8	59.7	58.7	58.8	62.1	60.8	57.4
Top Speed [km/h]	66.4	65.2	60.8	60.0	61.7	63.3	62.1	59.3
Avg. Dist. to Rail [m]	6.6	0.6	1.2	1.3	1.5	1.3	0.6	0.4
Avg. Stride Freq. [Hz]	2.4	2.2	2.3	2.2	2.2	2.3	2.3	2.2
Avg. Stride Length [m]	6.9	7.3	7.3	7.4	7.5	7.4	7.4	7.2



- [] Ranking at each section and finish
- .-.-.- No data available at this section
- NA No data available



Horse/Jockey Name	Picador
Final Rank	4
Fastest Section Time (Section)	0:11.60 (600m)
Top Speed [km/h] (Section)	62.8 (600m)
Race State	Finished



Ipswich QLD Professional

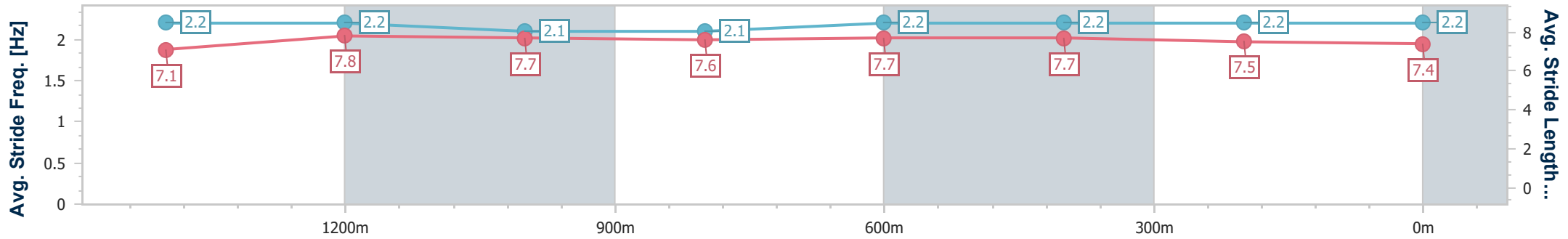
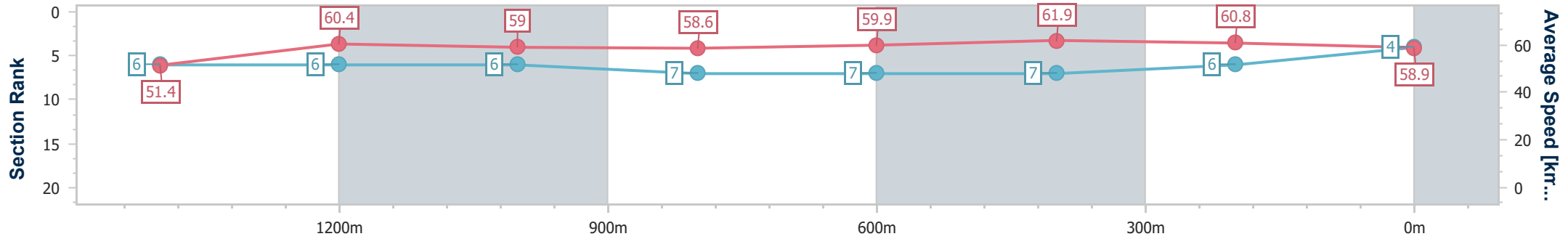
Race 6: GREAT NORTHERN Class 1 Handicap - 1680m

18 October 2024 - 16:34



Track Rating: Good 4, Weather: Fine, Rail Position: +3m Entire

Section	Overall	1400m	1200m	1000m	800m	600m	400m	200m					
Section Times	1:43.66 [4] (0:19.58)	1:24.08 [6] (0:11.90)	1:12.18 [6] (0:12.20)	0:59.98 [6] (0:12.27)	0:47.71 [7] (0:11.99)	0:35.72 [7] (0:11.60)	0:24.12 [7] (0:11.85)	0:12.27 [6] (0:12.27)					
Average Speed [km/h]	51.4	60.4	59.0	58.6	59.9	61.9	60.8	58.9					
Top Speed [km/h]	60.9	62.3	60.7	60.9	61.7	62.8	61.3	60.5					
Avg. Dist. to Rail [m]	1.2	0.4	0.2	0.2	0.7	0.3	0.3	1.0					
Avg. Stride Freq. [Hz]	2.2	2.2	2.1	2.1	2.2	2.2	2.2	2.2					
Avg. Stride Length [m]	7.1	7.8	7.7	7.6	7.7	7.7	7.5	7.4					



- [] Ranking at each section and finish
- .-.- No data available at this section
- NA No data available



Horse/Jockey Name	Blueprint
Final Rank	5
Fastest Section Time (Section)	0:11.69 (600m)
Top Speed [km/h] (Section)	63.9 (Overall)
Race State	Finished



Ipswich QLD Professional

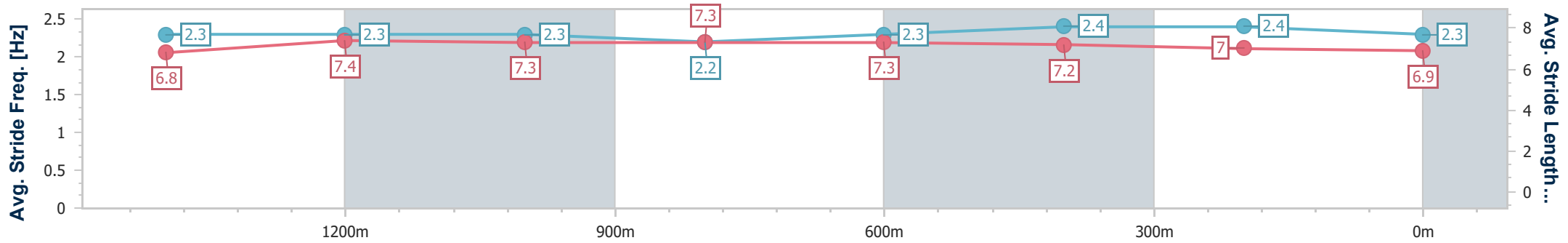
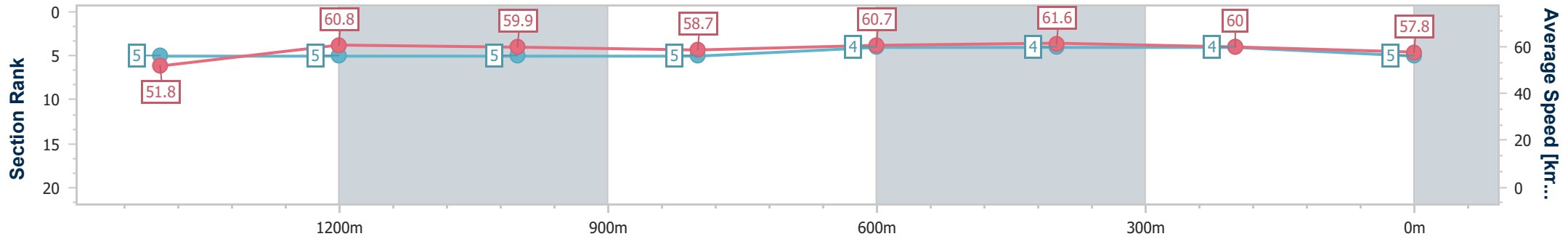
Race 6: GREAT NORTHERN Class 1 Handicap - 1680m

18 October 2024 - 16:34



Track Rating: Good 4, Weather: Fine, Rail Position: +3m Entire

Section	Overall	1400m	1200m	1000m	800m	600m	400m	200m
Section Times	1:43.72 [5] (0:19.50)	1:24.22 [5] (0:11.83)	1:12.39 [5] (0:12.03)	1:00.36 [5] (0:12.29)	0:48.07 [5] (0:11.87)	0:36.20 [4] (0:11.69)	0:24.51 [4] (0:12.01)	0:12.50 [4] (0:12.50)
Average Speed [km/h]	51.8	60.8	59.9	58.7	60.7	61.6	60.0	57.8
Top Speed [km/h]	63.9	62.8	61.1	60.8	62.5	62.9	61.6	59.2
Avg. Dist. to Rail [m]	4.0	0.4	0.4	0.2	0.4	0.4	1.3	2.3
Avg. Stride Freq. [Hz]	2.3	2.3	2.3	2.2	2.3	2.4	2.4	2.3
Avg. Stride Length [m]	6.8	7.4	7.3	7.3	7.3	7.2	7.0	6.9



- [] Ranking at each section and finish
- .-.- No data available at this section
- NA No data available



Horse/Jockey Name	Jenny's Rose
Final Rank	6
Fastest Section Time (Section)	0:11.48 (600m)
Top Speed [km/h] (Section)	63.8 (600m)
Race State	Finished



Ipswich QLD Professional

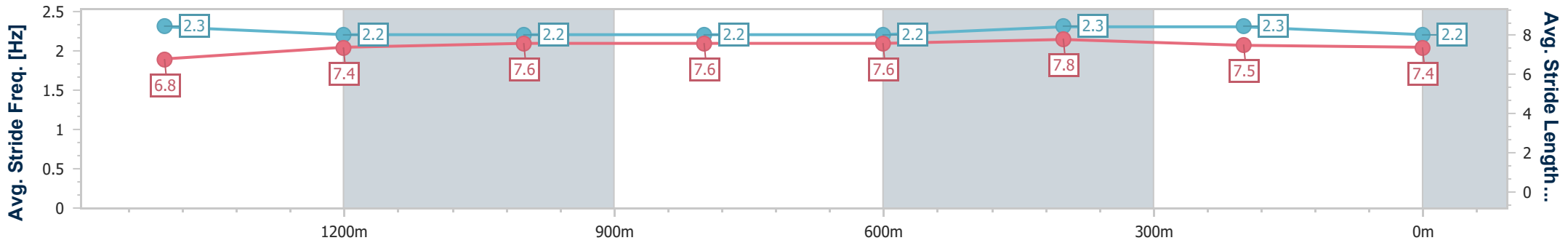
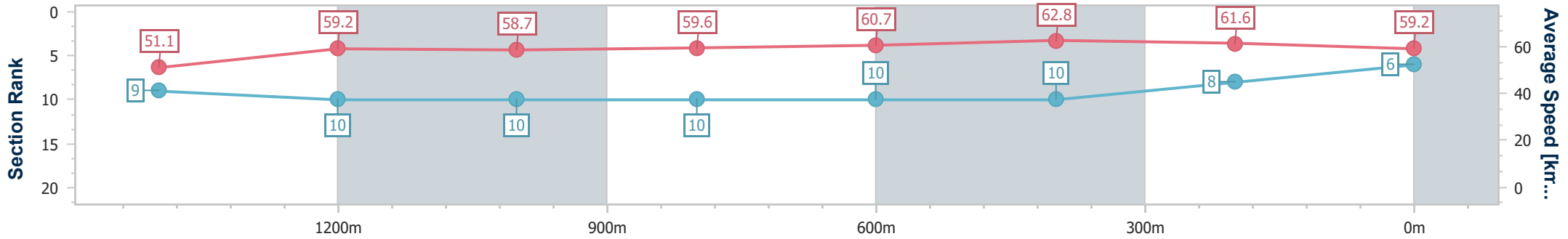
Race 6: GREAT NORTHERN Class 1 Handicap - 1680m

18 October 2024 - 16:34



Track Rating: Good 4, Weather: Fine, Rail Position: +3m Entire

Section	Overall	1400m	1200m	1000m	800m	600m	400m	200m					
Section Times	1:43.81 [6] (0:19.80)	1:24.01 [9] (0:12.19)	1:11.82 [10] (0:12.33)	0:59.49 [10] (0:12.10)	0:47.39 [10] (0:11.89)	0:35.50 [10] (0:11.48)	0:24.02 [10] (0:11.79)	0:12.23 [8]					
Average Speed [km/h]	51.1	59.2	58.7	59.6	60.7	62.8	61.6	59.2					
Top Speed [km/h]	61.9	61.6	61.8	62.6	62.8	63.8	62.5	60.5					
Avg. Dist. to Rail [m]	4.3	1.1	1.0	1.1	0.5	0.9	3.3	5.2					
Avg. Stride Freq. [Hz]	2.3	2.2	2.2	2.2	2.2	2.3	2.3	2.2					
Avg. Stride Length [m]	6.8	7.4	7.6	7.6	7.6	7.8	7.5	7.4					



- [] Ranking at each section and finish
- .-.- No data available at this section
- NA No data available



Horse/Jockey Name	Warrant
Final Rank	7
Fastest Section Time (Section)	0:11.51 (600m)
Top Speed [km/h] (Section)	63.2 (Overall)
Race State	Finished



Ipswich QLD Professional

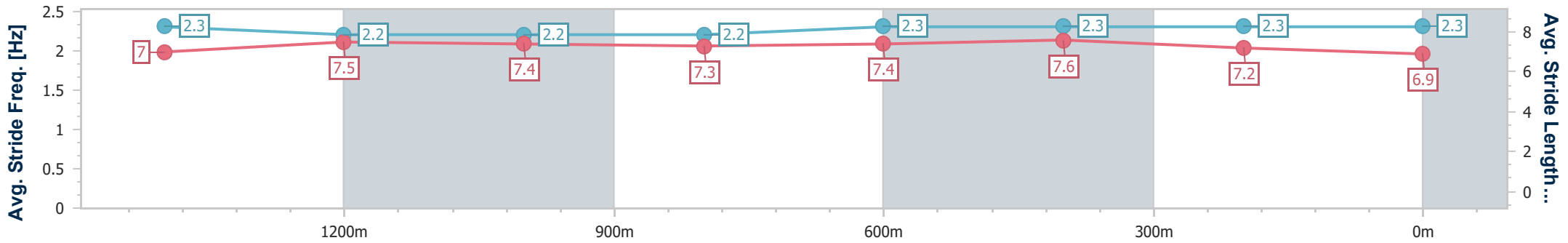
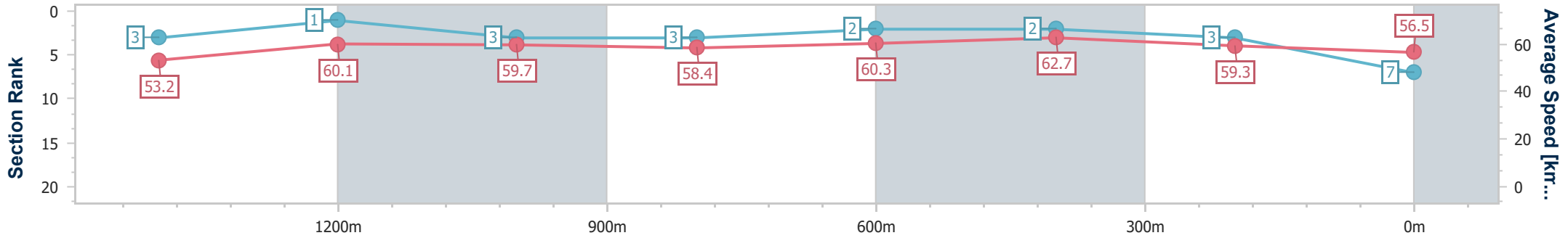
Race 6: GREAT NORTHERN Class 1 Handicap - 1680m

18 October 2024 - 16:34



Track Rating: Good 4, Weather: Fine, Rail Position: +3m Entire

Section	Overall	1400m	1200m	1000m	800m	600m	400m	200m				
Section Times	1:43.84 [7] (0:18.95)	1:24.89 [3] (0:12.01)	1:12.88 [1] (0:12.11)	1:00.77 [3] (0:12.36)	0:48.41 [3] (0:11.95)	0:36.46 [2] (0:11.51)	0:24.95 [2] (0:12.20)	0:12.75 [3] (0:12.75)				
Average Speed [km/h]	53.2	60.1	59.7	58.4	60.3	62.7	59.3	56.5				
Top Speed [km/h]	63.2	62.8	60.3	59.9	62.8	63.1	61.7	58.7				
Avg. Dist. to Rail [m]	4.7	0.8	1.0	0.9	0.3	0.2	2.2	3.6				
Avg. Stride Freq. [Hz]	2.3	2.2	2.2	2.2	2.3	2.3	2.3	2.3				
Avg. Stride Length [m]	7.0	7.5	7.4	7.3	7.4	7.6	7.2	6.9				



- [] Ranking at each section and finish
- .-.- No data available at this section
- NA No data available



Horse/Jockey Name	Aces Up
Final Rank	8
Fastest Section Time (Section)	0:11.54 (600m)
Top Speed [km/h] (Section)	63.3 (600m)
Race State	Finished



Ipswich QLD Professional

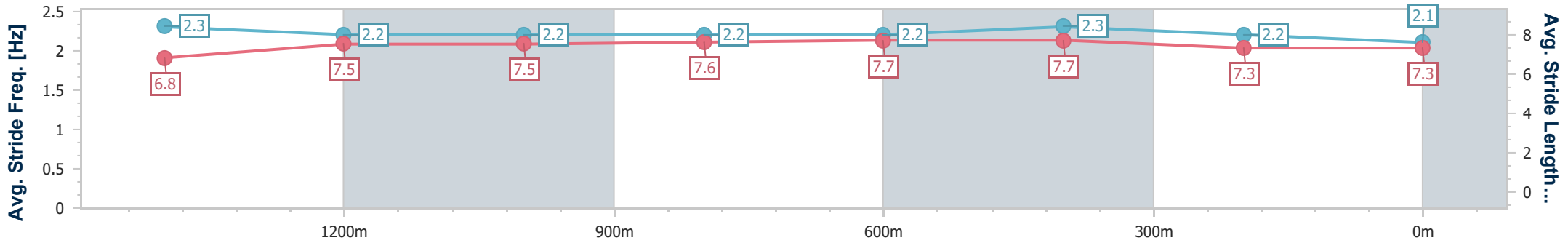
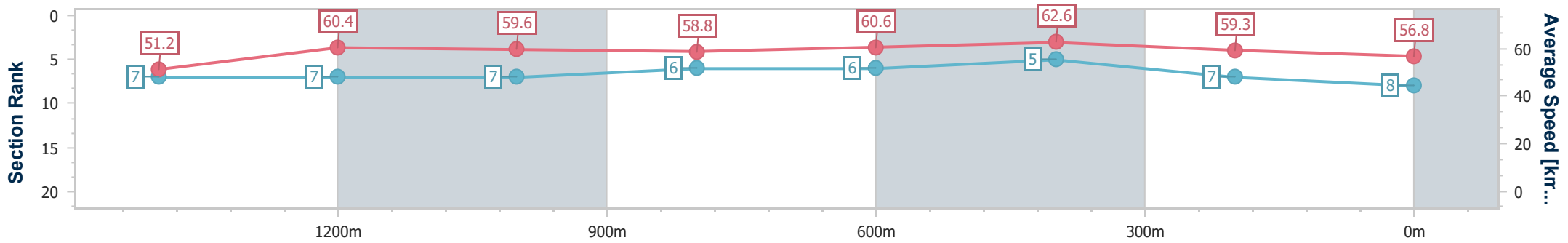
Race 6: GREAT NORTHERN Class 1 Handicap - 1680m

18 October 2024 - 16:34



Track Rating: Good 4, Weather: Fine, Rail Position: +3m Entire

Section	Overall	1400m	1200m	1000m	800m	600m	400m	200m					
Section Times	1:44.24 [8] (0:19.69)	1:24.55 [7] (0:11.93)	1:12.62 [7] (0:12.08)	1:00.54 [7] (0:12.19)	0:48.35 [6] (0:11.89)	0:36.46 [6] (0:11.54)	0:24.92 [5] (0:12.18)	0:12.74 [7]					
Average Speed [km/h]	51.2	60.4	59.6	58.8	60.6	62.6	59.3	56.8					
Top Speed [km/h]	62.1	62.1	61.5	61.6	62.3	63.3	61.4	58.8					
Avg. Dist. to Rail [m]	2.4	0.4	0.7	0.4	0.2	0.6	2.1	4.3					
Avg. Stride Freq. [Hz]	2.3	2.2	2.2	2.2	2.2	2.3	2.2	2.1					
Avg. Stride Length [m]	6.8	7.5	7.5	7.6	7.7	7.7	7.3	7.3					



- [] Ranking at each section and finish
- .-.- No data available at this section
- NA No data available



Horse/Jockey Name	Bovidae
Final Rank	9
Fastest Section Time (Section)	0:11.73 (600m)
Top Speed [km/h] (Section)	63.6 (Overall)
Race State	Finished



Ipswich QLD Professional

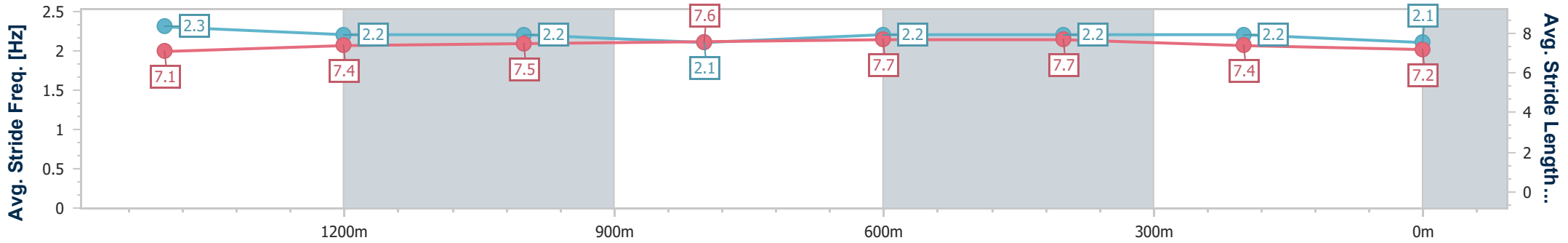
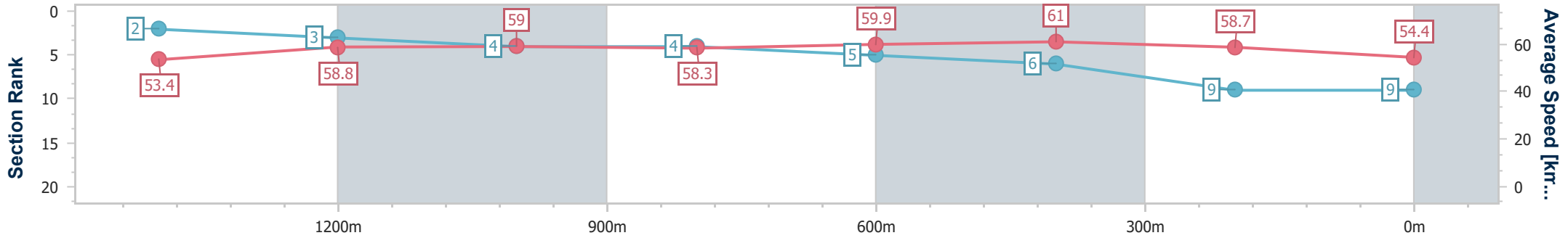
Race 6: GREAT NORTHERN Class 1 Handicap - 1680m

18 October 2024 - 16:34



Track Rating: Good 4, Weather: Fine, Rail Position: +3m Entire

Section	Overall	1400m	1200m	1000m	800m	600m	400m	200m
Section Times	1:44.85 [9] (0:18.87)	1:25.98 [2] (0:12.24)	1:13.74 [3] (0:12.20)	1:01.54 [4] (0:12.32)	0:49.22 [4] (0:12.02)	0:37.20 [5] (0:11.73)	0:25.47 [6] (0:12.23)	0:13.24 [9] (0:13.24)
Average Speed [km/h]	53.4	58.8	59.0	58.3	59.9	61.0	58.7	54.4
Top Speed [km/h]	63.6	61.9	60.3	60.3	61.1	62.1	60.3	57.8
Avg. Dist. to Rail [m]	2.5	0.3	0.2	0.2	0.8	1.0	1.4	1.6
Avg. Stride Freq. [Hz]	2.3	2.2	2.2	2.1	2.2	2.2	2.2	2.1
Avg. Stride Length [m]	7.1	7.4	7.5	7.6	7.7	7.7	7.4	7.2



- [] Ranking at each section and finish
- .-.- No data available at this section
- NA No data available



Horse/Jockey Name	Ready To Thunder
Final Rank	10
Fastest Section Time (Section)	0:11.56 (600m)
Top Speed [km/h] (Section)	63.5 (1400m)
Race State	Finished



Ipswich QLD Professional

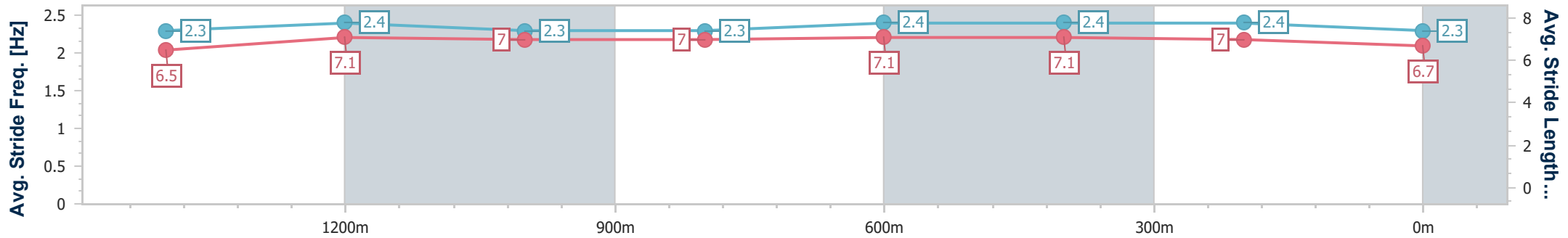
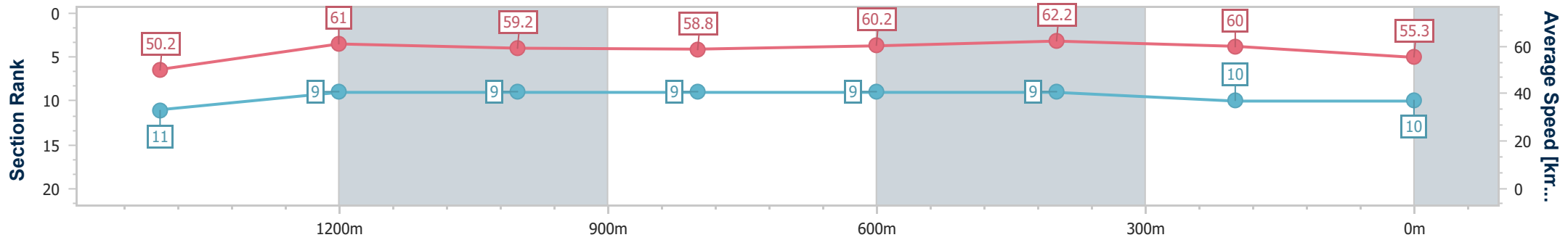
Race 6: GREAT NORTHERN Class 1 Handicap - 1680m

18 October 2024 - 16:34



Track Rating: Good 4, Weather: Fine, Rail Position: +3m Entire

Section	Overall	1400m	1200m	1000m	800m	600m	400m	200m
Section Times	1:44.88 [10] (0:20.09)	1:24.79 [11] (0:11.80)	1:12.99 [9] (0:12.15)	1:00.84 [9] (0:12.19)	0:48.65 [9] (0:11.97)	0:36.68 [9] (0:11.56)	0:25.12 [9] (0:12.08)	0:13.04 [10] (0:13.04)
Average Speed [km/h]	50.2	61.0	59.2	58.8	60.2	62.2	60.0	55.3
Top Speed [km/h]	63.3	63.5	62.1	62.2	61.8	62.5	61.5	58.3
Avg. Dist. to Rail [m]	4.0	0.3	0.2	0.2	0.5	0.2	1.7	1.9
Avg. Stride Freq. [Hz]	2.3	2.4	2.3	2.3	2.4	2.4	2.4	2.3
Avg. Stride Length [m]	6.5	7.1	7.0	7.0	7.1	7.1	7.0	6.7



- [] Ranking at each section and finish
- .-.- No data available at this section
- NA No data available



Horse/Jockey Name	Rudimentary
Final Rank	11
Fastest Section Time (Section)	0:11.66 (600m)
Top Speed [km/h] (Section)	62.7 (600m)
Race State	Finished



Ipswich QLD Professional

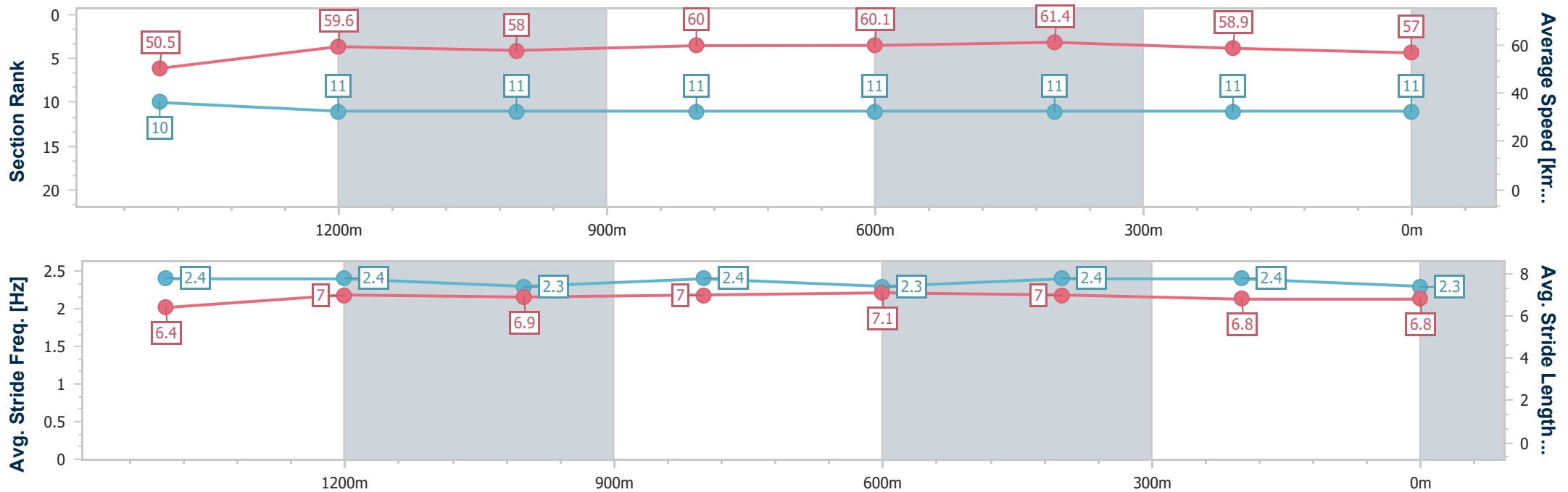
Race 6: GREAT NORTHERN Class 1 Handicap - 1680m

18 October 2024 - 16:34



Track Rating: Good 4, Weather: Fine, Rail Position: +3m Entire

Section	Overall	1400m	1200m	1000m	800m	600m	400m	200m
Section Times	1:44.92 [11] (0:20.01)	1:24.91 [10] (0:12.09)	1:12.82 [11] (0:12.40)	1:00.42 [11] (0:11.98)	0:48.44 [11] (0:11.97)	0:36.47 [11] (0:11.66)	0:24.81 [11] (0:12.15)	0:12.66 [11] (0:12.66)
Average Speed [km/h]	50.5	59.6	58.0	60.0	60.1	61.4	58.9	57.0
Top Speed [km/h]	62.1	61.3	60.4	62.3	61.5	62.7	60.0	59.1
Avg. Dist. to Rail [m]	6.1	0.4	0.2	0.2	0.7	1.1	1.1	0.7
Avg. Stride Freq. [Hz]	2.4	2.4	2.3	2.4	2.3	2.4	2.4	2.3
Avg. Stride Length [m]	6.4	7.0	6.9	7.0	7.1	7.0	6.8	6.8



- [] Ranking at each section and finish
- .-.- No data available at this section
- NA No data available



Ipswich QLD Professional

Race 7: TOTAL CLUB MANAGMENT 0 - 58 Handicap - 1350m

18 October 2024 - 17:11



Track Rating: Good 4, Weather: Fine, Rail Position: +3m Entire

Section		Field Times										Last 600m	
		Overall	1200m	1000m	800m	600m	400m					0:36.45	
		(0:11.16)	(0:11.03)	(0:10.95)	(0:11.47)	(0:11.75)	(0:12.15)						
Rank	TAB	Horse/Jockey	Barrier	Top Speed [km/h]	Fastest Section							Distance Travelled [m]	
1	9	LAVONI Samantha Collett	9	65.9 1200m	0:11.13 1000m	1:21.06 [1] (0:11.45)	1:09.61 [4] (0:11.36)	0:58.25 [8] (0:11.13)	0:47.12 [9] (0:11.32)	0:35.80 [7] (0:11.51)	0:24.29 [6] (0:11.85)	0:35.80	
2	5	RECANATI Nathan Fazackerley	5	66.1 1200m	0:11.03 1200m	1:21.12 [2] (0:11.46)	1:09.66 [5] (0:11.03)	0:58.63 [6] (0:11.13)	0:47.50 [6] (0:11.60)	0:35.90 [6] (0:11.61)	0:24.29 [7] (0:11.96)	0:35.90	-1
3	19	LITTLE SPARK Andrew Mallyon	1	66.1 1000m	0:11.04 1200m	1:21.24 [3] (0:11.44)	1:09.80 [3] (0:11.04)	0:58.76 [5] (0:11.07)	0:47.69 [5] (0:11.43)	0:36.26 [4] (0:11.64)	0:24.62 [3] (0:12.06)	0:36.26	-6
4	15	LITTLE CHARMER Brooke Ainsworth	11	68.4 1200m	0:10.68 1200m	1:21.28 [4] (0:11.55)	1:09.73 [7] (0:10.68)	0:59.05 [2] (0:11.03)	0:48.02 [2] (0:11.52)	0:36.50 [2] (0:11.63)	0:24.87 [2] (0:12.10)	0:36.50	-2
5	16	RED STAR RUBI Jasper Franklin	3	67.4 1000m	0:10.76 1000m	1:21.28 [5] (0:12.40)	1:08.88 [14] (0:11.26)	0:57.62 [14] (0:10.76)	0:46.86 [11] (0:11.24)	0:35.62 [11] (0:11.56)	0:24.06 [11] (0:11.66)	0:35.62	-4
6	1	DEL CAMPO Kenji Yoshida	6	65.1 1000m	0:11.29 1200m	1:21.28 [6] (0:12.13)	1:09.15 [12] (0:11.29)	0:57.86 [13] (0:11.33)	0:46.53 [14] (0:11.51)	0:35.02 [14] (0:11.39)	0:23.63 [13] (0:11.83)	0:35.02	+1
7	7	PARUES Fiona Sandkuhl	8	67.0 1000m	0:10.95 1000m	1:21.36 [7] (0:11.16)	1:10.20 [1] (0:11.03)	0:59.17 [1] (0:10.95)	0:48.22 [1] (0:11.47)	0:36.75 [1] (0:11.75)	0:25.00 [1] (0:12.21)	0:36.75	-4
8	4	HOTFOOT PERFORMER Georgina Cartwright	15	65.8 1000m	0:11.23 1200m	1:21.42 [8] (0:12.08)	1:09.34 [11] (0:11.23)	0:58.11 [11] (0:11.25)	0:46.86 [12] (0:11.33)	0:35.53 [12] (0:11.57)	0:23.96 [12] (0:11.86)	0:35.53	+2
9	10	AERIAL ARSENAL Cejay Graham	7	65.6 1200m	0:11.06 1000m	1:21.47 [9] (0:11.68)	1:09.79 [8] (0:11.07)	0:58.72 [7] (0:11.06)	0:47.66 [7] (0:11.47)	0:36.19 [8] (0:11.62)	0:24.57 [8] (0:11.97)	0:36.19	-4
10	6	HAYAKU Justin Huxtable	2	67.5 1000m	0:10.81 1000m	1:21.53 [10] (0:12.16)	1:09.37 [13] (0:11.18)	0:58.19 [12] (0:10.81)	0:47.38 [10] (0:11.38)	0:36.00 [10] (0:11.57)	0:24.43 [9] (0:11.82)	0:36.00	-4

Scratched: Bambalam (#22), West Cork (#2), Elle Magic (#23), Where's Tekay Now (#21), Nails And Pride (#8), December Diamond (#11), Gulf Of Sidra (#24), Hard To Dismiss (#14), Planned Encounter (#20),

[] Ranking at each section and finish
-:--:-- No data available at this section
NA No data available

SCN Saddle cloth number
DNF Did not finish
DNT Did not track



Ipswich QLD Professional

Race 7: TOTAL CLUB MANAGMENT 0 - 58 Handicap - 1350m

18 October 2024 - 17:11



Track Rating: Good 4, Weather: Fine, Rail Position: +3m Entire

Section	Overall	1200m	1000m	800m	600m	400m	Last 600m
Field Times	1:21.06 (0:11.16)	1:09.90 (0:11.03)	0:58.87 (0:10.95)	0:47.92 (0:11.47)	0:36.45 (0:11.75)	0:24.70 (0:12.15)	0:36.45

Rank	TAB	Horse/Jockey	Barrier	Top Speed [km/h]	Fastest Section	Overall	1200m	1000m	800m	600m	400m	Last 600m	Distance Travelled [m]
11	13	TAKARA STAR Olivia Kendal	13	66.3 1200m	0:10.98 1200m	1:21.61 [11] (0:11.28)	1:10.33 [2] (0:10.98)	0:59.35 [3] (0:11.16)	0:48.19 [3] (0:11.57)	0:36.62 [5] (0:11.66)	0:24.96 [5] (0:12.11)	0:36.62	-2
12	3	DASH DASH DASH Justin Stanley	14	66.8 1200m	0:10.94 1200m	1:21.71 [12] (0:11.50)	1:10.21 [6] (0:10.94)	0:59.27 [4] (0:11.06)	0:48.21 [4] (0:11.39)	0:36.82 [3] (0:11.76)	0:25.06 [4] (0:12.15)	0:36.82	+1
13	17	ON THE TIGHTROPE Ryan Wiggins	12	66.7 1200m	0:10.99 1200m	1:22.10 [13] (0:11.84)	1:10.26 [9] (0:10.99)	0:59.27 [9] (0:11.02)	0:48.25 [8] (0:11.52)	0:36.73 [9] (0:11.77)	0:24.96 [10] (0:12.29)	0:36.73	+1
14	18	CLASSIQUE GAL Angela Jones	10	65.4 1200m	0:11.26 1000m	1:22.31 [14] (0:11.99)	1:10.32 [10] (0:11.32)	0:59.00 [10] (0:11.26)	0:47.74 [13] (0:11.59)	0:36.15 [13] (0:11.85)	0:24.30 [14] (0:12.14)	0:36.15	-2

Scratched: Bambalam (#22), West Cork (#2), Elle Magic (#23), Where's Tekay Now (#21), Nails And Pride (#8), December Diamond (#11), Gulf Of Sidra (#24), Hard To Dismiss (#14), Planned Encounter (#20),

[] Ranking at each section and finish
 -:-:-:- No data available at this section
 NA No data available

SCN Saddle cloth number
 DNF Did not finish
 DNT Did not track



Ipswich QLD Professional

Race 7: TOTAL CLUB MANAGMENT 0 - 58 Handicap - 1350m

18 October 2024 - 17:11



Track Rating: Good 4, Weather: Fine, Rail Position: +3m Entire

Section							200m			Last 600m
Field Times							0:12.55			0:36.45
Rank	TAB	Horse/Jockey	Barrier	Top Speed [km/h]	Fastest Section	Margin				Distance Travelled [m]
1	9	LAVONI Samantha Collett	9	65.9 1200m	0:11.13 1000m	0:12.44 [3] (0:12.44)	1:21.06		0:35.80	
2	5	RECANATI Nathan Fazackerley	5	66.1 1200m	0:11.03 1200m	0:12.33 [6] (0:12.33)	0.34L		0:35.90	-1
3	19	LITTLE SPARK Andrew Mallyon	1	66.1 1000m	0:11.04 1200m	0:12.56 [4] (0:12.56)	1.07L		0:36.26	-6
4	15	LITTLE CHARMER Brooke Ainsworth	11	68.4 1200m	0:10.68 1200m	0:12.77 [1] (0:12.77)	1.28L		0:36.50	-2
5	16	RED STAR RUBI Jasper Franklin	3	67.4 1000m	0:10.76 1000m	0:12.40 [9] (0:12.40)	1.29L		0:35.62	-4
6	1	DEL CAMPO Kenji Yoshida	6	65.1 1000m	0:11.29 1200m	0:11.80 [13] (0:11.80)	1.31L		0:35.02	+1
7	7	PARUES Fiona Sandkuhl	8	67.0 1000m	0:10.95 1000m	0:12.79 [2] (0:12.79)	1.77L		0:36.75	-4
8	4	HOTFOOT PERFORMER Georgina Cartwright	15	65.8 1000m	0:11.23 1200m	0:12.10 [11] (0:12.10)	2.12L		0:35.53	+2
9	10	AERIAL ARSENAL Cejay Graham	7	65.6 1200m	0:11.06 1000m	0:12.60 [8] (0:12.60)	2.37L		0:36.19	-4
10	6	HAYAKU Justin Huxtable	2	67.5 1000m	0:10.81 1000m	0:12.61 [10] (0:12.61)	2.78L		0:36.00	-4

Scratched: Bambalam (#22), West Cork (#2), Elle Magic (#23), Where's Tekay Now (#21), Nails And Pride (#8), December Diamond (#11), Gulf Of Sidra (#24), Hard To Dismiss (#14), Planned Encounter (#20),

[] Ranking at each section and finish
 -:-:- No data available at this section
 NA No data available

SCN Saddle cloth number
 DNF Did not finish
 DNT Did not track



Ipswich QLD Professional

Race 7: TOTAL CLUB MANAGMENT 0 - 58 Handicap - 1350m

18 October 2024 - 17:11



Track Rating: Good 4, Weather: Fine, Rail Position: +3m Entire

Section							200m			Last 600m
Field Times							0:12.55 (0:12.55)			0:36.45
Rank	TAB	Horse/Jockey	Barrier	Top Speed [km/h]	Fastest Section	Margin			Distance Travelled [m]	
11	13	TAKARA STAR Olivia Kendal	13	66.3 1200m	0:10.98 1200m	0:12.85 [5] (0:12.85)	3.24L		0:36.62	-2
12	3	DASH DASH DASH Justin Stanley	14	66.8 1200m	0:10.94 1200m	0:12.91 [7] (0:12.91)	3.82L		0:36.82	+1
13	17	ON THE TIGHTROPE Ryan Wiggins	12	66.7 1200m	0:10.99 1200m	0:12.67 [12] (0:12.67)	6.08L		0:36.73	+1
14	18	CLASSIQUE GAL Angela Jones	10	65.4 1200m	0:11.26 1000m	0:12.16 [14] (0:12.16)	7.32L		0:36.15	-2

Scratched: Bambalam (#22), West Cork (#2), Elle Magic (#23), Where's Tekay Now (#21), Nails And Pride (#8), December Diamond (#11), Gulf Of Sidra (#24), Hard To Dismiss (#14), Planned Encounter (#20),

[] Ranking at each section and finish
 -:-:-:- No data available at this section
 NA No data available

SCN Saddle cloth number
 DNF Did not finish
 DNT Did not track



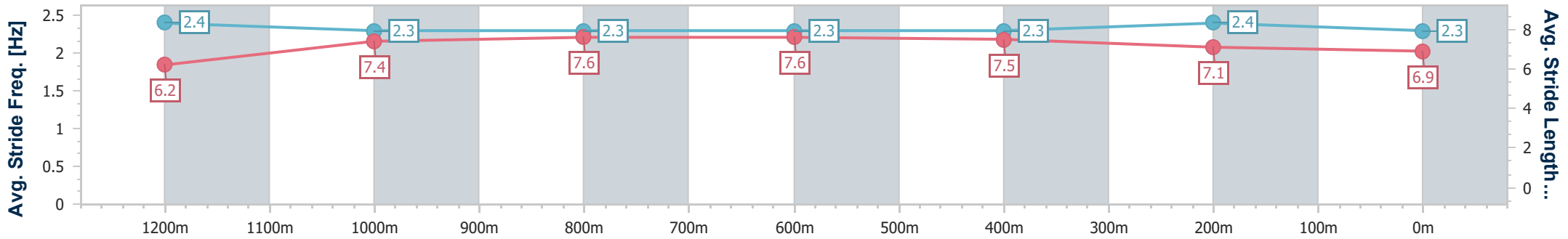
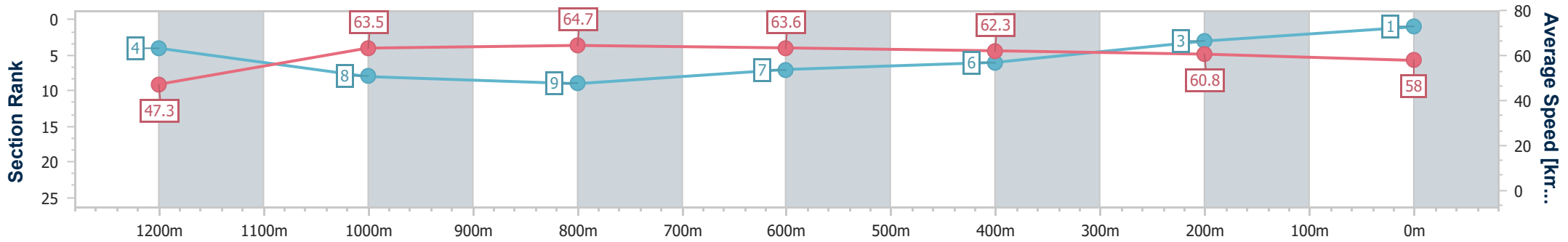
Horse/Jockey Name	Lavoni
Final Rank	1
Fastest Section Time (Section)	0:11.13 (1000m)
Top Speed [km/h] (Section)	65.9 (1200m)
Race State	Finished



Ipswich QLD Professional
 Race 7: TOTAL CLUB MANAGMENT 0 - 58 Handicap - 1350m
 18 October 2024 - 17:11
 Track Rating: Good 4, Weather: Fine, Rail Position: +3m Entire



Section	Overall	1200m	1000m	800m	600m	400m	200m
Section Times	1:21.06 [1] (0:11.45)	1:09.61 [4] (0:11.36)	0:58.25 [8] (0:11.13)	0:47.12 [9] (0:11.32)	0:35.80 [7] (0:11.51)	0:24.29 [6] (0:11.85)	0:12.44 [3] (0:12.44)
Average Speed [km/h]	47.3	63.5	64.7	63.6	62.3	60.8	58.0
Top Speed [km/h]	65.5	65.9	65.7	64.9	63.1	62.3	59.8
Avg. Dist. to Rail [m]	4.7	1.8	1.4	0.7	1.0	1.9	3.8
Avg. Stride Freq. [Hz]	2.4	2.3	2.3	2.3	2.3	2.4	2.3
Avg. Stride Length [m]	6.2	7.4	7.6	7.6	7.5	7.1	6.9



- [] Ranking at each section and finish
- .-.- No data available at this section
- NA No data available



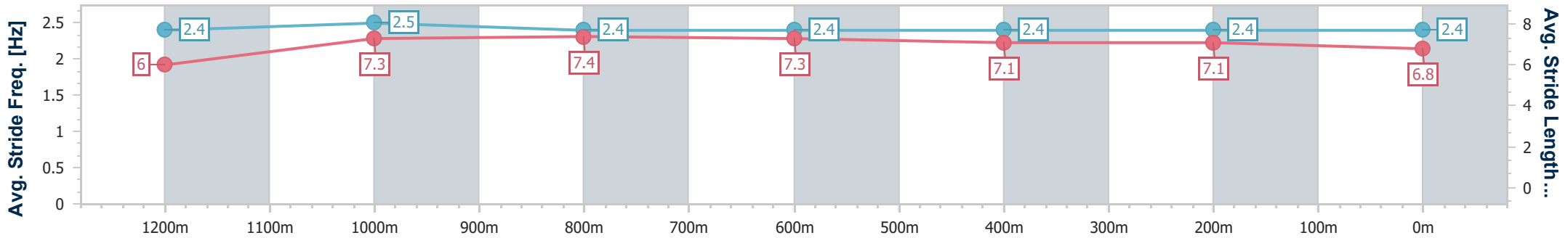
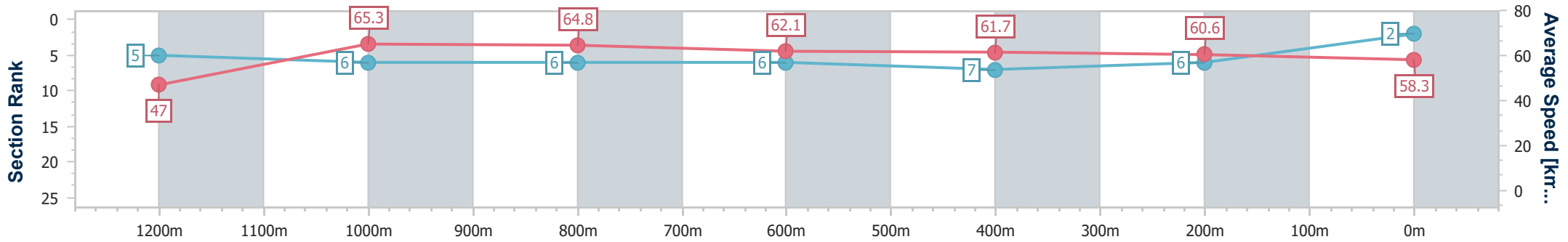
Horse/Jockey Name	Recanati
Final Rank	2
Fastest Section Time (Section)	0:11.03 (1200m)
Top Speed [km/h] (Section)	66.1 (1200m)
Race State	Finished



Ipswich QLD Professional
 Race 7: TOTAL CLUB MANAGMENT 0 - 58 Handicap - 1350m
 18 October 2024 - 17:11
 Track Rating: Good 4, Weather: Fine, Rail Position: +3m Entire



Section	Overall	1200m	1000m	800m	600m	400m	200m
Section Times	1:21.12 [2] (0:11.46)	1:09.66 [5] (0:11.03)	0:58.63 [6] (0:11.13)	0:47.50 [6] (0:11.60)	0:35.90 [6] (0:11.61)	0:24.29 [7] (0:11.96)	0:12.33 [6] (0:12.33)
Average Speed [km/h]	47.0	65.3	64.8	62.1	61.7	60.6	58.3
Top Speed [km/h]	65.1	66.1	65.3	63.0	62.4	61.3	60.6
Avg. Dist. to Rail [m]	1.5	0.6	0.3	0.4	0.4	2.0	4.8
Avg. Stride Freq. [Hz]	2.4	2.5	2.4	2.4	2.4	2.4	2.4
Avg. Stride Length [m]	6.0	7.3	7.4	7.3	7.1	7.1	6.8



- [] Ranking at each section and finish
- .-.- No data available at this section
- NA No data available



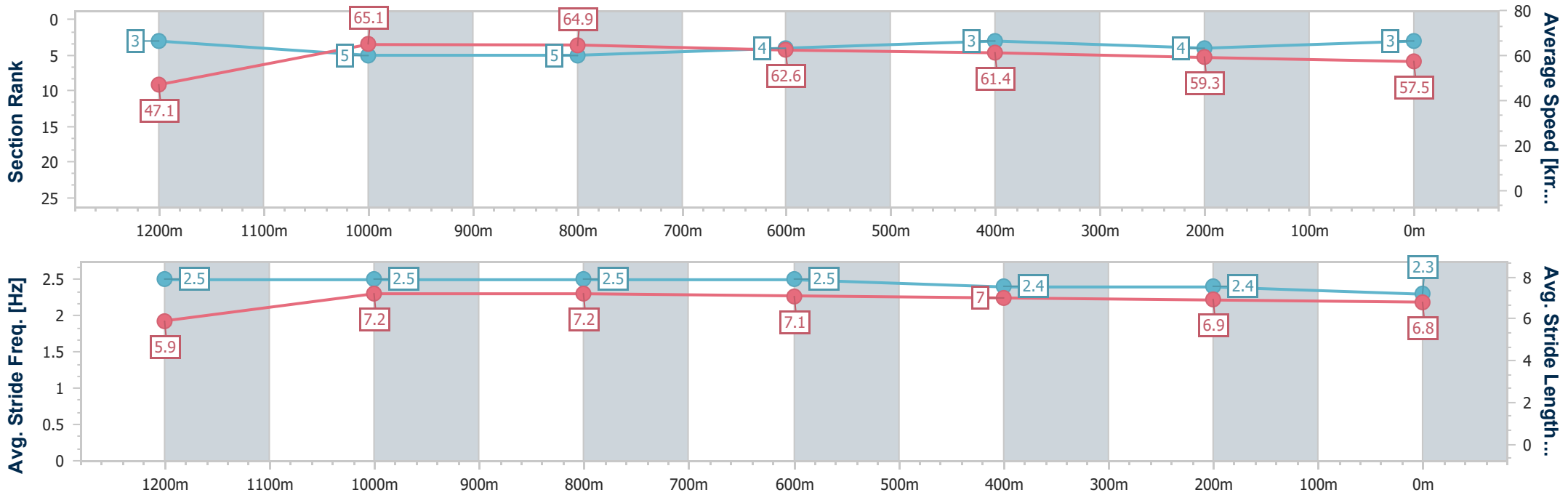
Horse/Jockey Name	Little Spark
Final Rank	3
Fastest Section Time (Section)	0:11.04 (1200m)
Top Speed [km/h] (Section)	66.1 (1000m)
Race State	Finished



Ipswich QLD Professional
 Race 7: TOTAL CLUB MANAGMENT 0 - 58 Handicap - 1350m
 18 October 2024 - 17:11
 Track Rating: Good 4, Weather: Fine, Rail Position: +3m Entire



Section	Overall	1200m	1000m	800m	600m	400m	200m
Section Times	1:21.24 [3] (0:11.44)	1:09.80 [3] (0:11.04)	0:58.76 [5] (0:11.07)	0:47.69 [5] (0:11.43)	0:36.26 [4] (0:11.64)	0:24.62 [3] (0:12.06)	0:12.56 [4]
Average Speed [km/h]	47.1	65.1	64.9	62.6	61.4	59.3	57.5
Top Speed [km/h]	65.2	65.9	66.1	63.7	63.1	60.6	59.2
Avg. Dist. to Rail [m]	1.5	2.4	1.4	1.5	1.6	1.3	2.0
Avg. Stride Freq. [Hz]	2.5	2.5	2.5	2.5	2.4	2.4	2.3
Avg. Stride Length [m]	5.9	7.2	7.2	7.1	7.0	6.9	6.8



- [] Ranking at each section and finish
- .-.-.- No data available at this section
- NA No data available



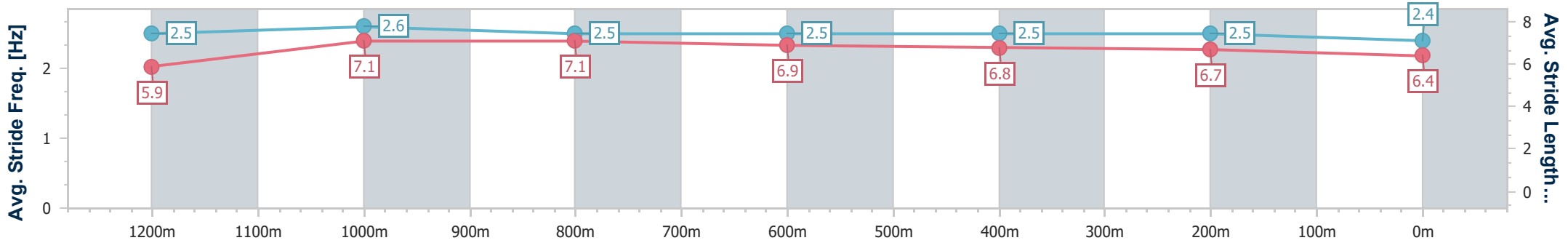
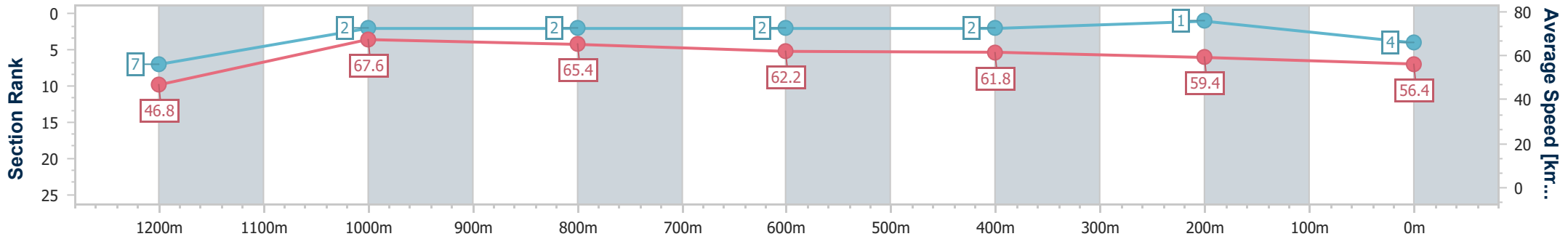
Horse/Jockey Name	Little Charmer
Final Rank	4
Fastest Section Time (Section)	0:10.68 (1200m)
Top Speed [km/h] (Section)	68.4 (1200m)
Race State	Finished



Ipswich QLD Professional
 Race 7: TOTAL CLUB MANAGMENT 0 - 58 Handicap - 1350m
 18 October 2024 - 17:11
 Track Rating: Good 4, Weather: Fine, Rail Position: +3m Entire



Section	Overall	1200m	1000m	800m	600m	400m	200m
Section Times	1:21.28 [4] (0:11.55)	1:09.73 [7] (0:10.68)	0:59.05 [2] (0:11.03)	0:48.02 [2] (0:11.52)	0:36.50 [2] (0:11.63)	0:24.87 [2] (0:12.10)	0:12.77 [1] (0:12.77)
Average Speed [km/h]	46.8	67.6	65.4	62.2	61.8	59.4	56.4
Top Speed [km/h]	64.8	68.4	68.2	63.0	62.6	60.8	58.2
Avg. Dist. to Rail [m]	6.5	1.9	0.4	0.2	0.7	0.6	0.7
Avg. Stride Freq. [Hz]	2.5	2.6	2.5	2.5	2.5	2.5	2.4
Avg. Stride Length [m]	5.9	7.1	7.1	6.9	6.8	6.7	6.4



- [] Ranking at each section and finish
- .-.- No data available at this section
- NA No data available



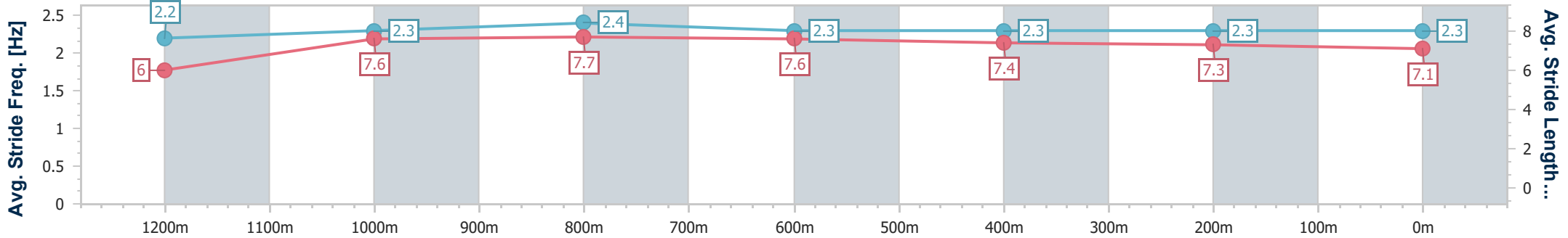
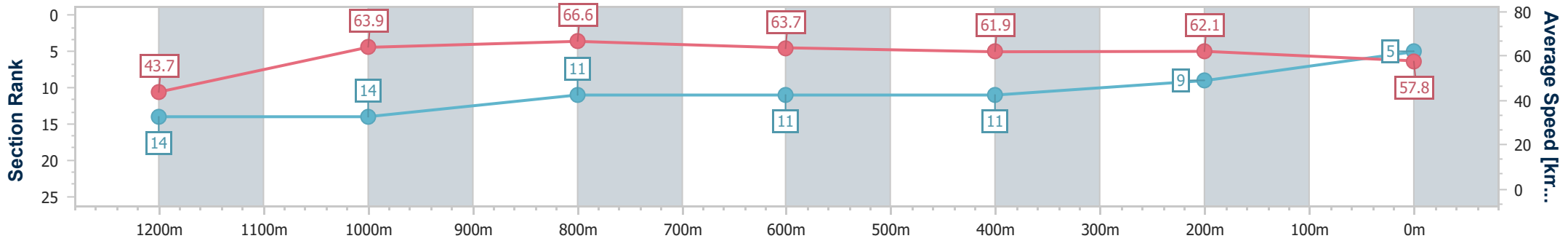
Horse/Jockey Name	Red Star Rubi
Final Rank	5
Fastest Section Time (Section)	0:10.76 (1000m)
Top Speed [km/h] (Section)	67.4 (1000m)
Race State	Finished



Ipswich QLD Professional
 Race 7: TOTAL CLUB MANAGMENT 0 - 58 Handicap - 1350m
 18 October 2024 - 17:11
 Track Rating: Good 4, Weather: Fine, Rail Position: +3m Entire



Section	Overall	1200m	1000m	800m	600m	400m	200m
Section Times	1:21.28 [5] (0:12.40)	1:08.88 [14] (0:11.26)	0:57.62 [14] (0:10.76)	0:46.86 [11] (0:11.24)	0:35.62 [11] (0:11.56)	0:24.06 [11] (0:11.66)	0:12.40 [9] (0:12.40)
Average Speed [km/h]	43.7	63.9	66.6	63.7	61.9	62.1	57.8
Top Speed [km/h]	60.8	67.1	67.4	65.3	62.7	62.7	60.8
Avg. Dist. to Rail [m]	1.5	0.9	1.1	1.5	0.9	1.1	2.0
Avg. Stride Freq. [Hz]	2.2	2.3	2.4	2.3	2.3	2.3	2.3
Avg. Stride Length [m]	6.0	7.6	7.7	7.6	7.4	7.3	7.1



- [] Ranking at each section and finish
- .-.- No data available at this section
- NA No data available



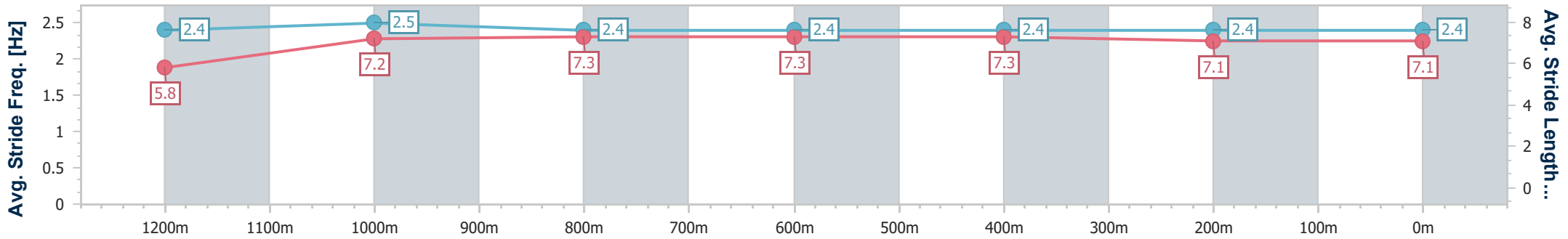
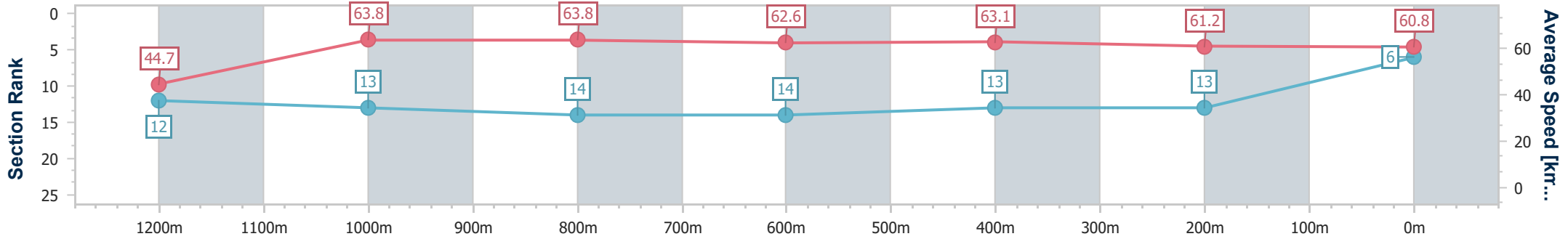
Horse/Jockey Name	Del Campo
Final Rank	6
Fastest Section Time (Section)	0:11.29 (1200m)
Top Speed [km/h] (Section)	65.1 (1000m)
Race State	Finished



Ipswich QLD Professional
 Race 7: TOTAL CLUB MANAGMENT 0 - 58 Handicap - 1350m
 18 October 2024 - 17:11
 Track Rating: Good 4, Weather: Fine, Rail Position: +3m Entire



Section	Overall	1200m	1000m	800m	600m	400m	200m
Section Times	1:21.28 [6] (0:12.13)	1:09.15 [12] (0:11.29)	0:57.86 [13] (0:11.33)	0:46.53 [14] (0:11.51)	0:35.02 [14] (0:11.39)	0:23.63 [13] (0:11.83)	0:11.80 [13] (0:11.80)
Average Speed [km/h]	44.7	63.8	63.8	62.6	63.1	61.2	60.8
Top Speed [km/h]	61.0	64.9	65.1	63.6	64.1	62.1	62.1
Avg. Dist. to Rail [m]	2.7	1.6	1.4	0.6	0.2	2.5	6.8
Avg. Stride Freq. [Hz]	2.4	2.5	2.4	2.4	2.4	2.4	2.4
Avg. Stride Length [m]	5.8	7.2	7.3	7.3	7.3	7.1	7.1



- [] Ranking at each section and finish
- .-.- No data available at this section
- NA No data available



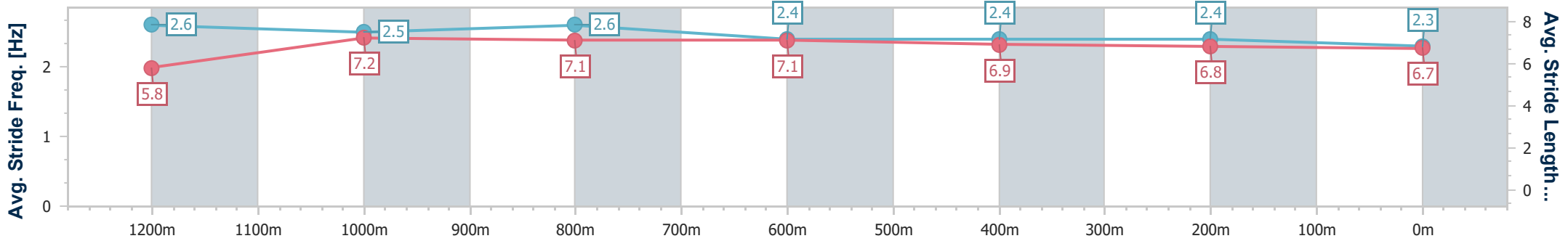
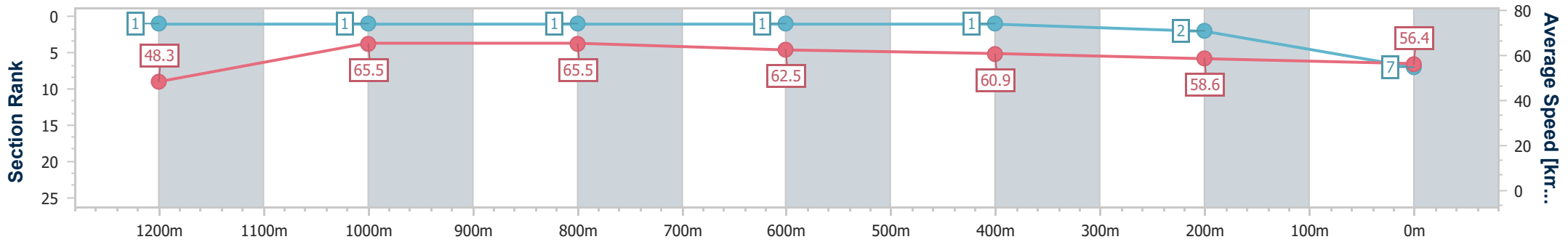
Horse/Jockey Name	Parues
Final Rank	7
Fastest Section Time (Section)	0:10.95 (1000m)
Top Speed [km/h] (Section)	67.0 (1000m)
Race State	Finished



Ipswich QLD Professional
 Race 7: TOTAL CLUB MANAGMENT 0 - 58 Handicap - 1350m
 18 October 2024 - 17:11
 Track Rating: Good 4, Weather: Fine, Rail Position: +3m Entire



Section	Overall	1200m	1000m	800m	600m	400m	200m
Section Times	1:21.36 [7] (0:11.16)	1:10.20 [1] (0:11.03)	0:59.17 [1] (0:10.95)	0:48.22 [1] (0:11.47)	0:36.75 [1] (0:11.75)	0:25.00 [1] (0:12.21)	0:12.79 [2] (0:12.79)
Average Speed [km/h]	48.3	65.5	65.5	62.5	60.9	58.6	56.4
Top Speed [km/h]	65.6	66.2	67.0	63.6	61.7	59.8	58.6
Avg. Dist. to Rail [m]	3.8	0.3	0.7	1.4	1.1	1.1	0.6
Avg. Stride Freq. [Hz]	2.6	2.5	2.6	2.4	2.4	2.4	2.3
Avg. Stride Length [m]	5.8	7.2	7.1	7.1	6.9	6.8	6.7



- [] Ranking at each section and finish
- .-.- No data available at this section
- NA No data available



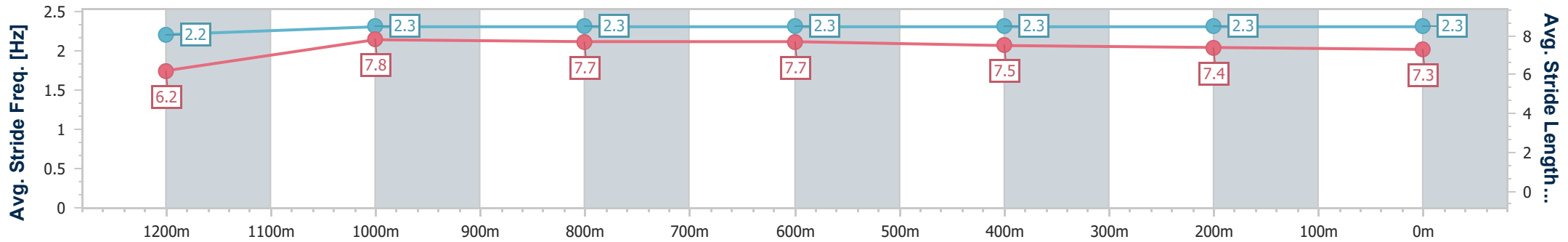
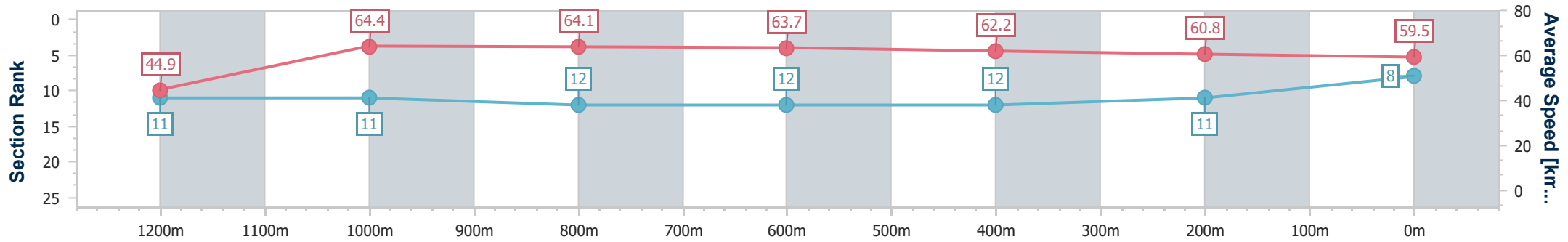
Horse/Jockey Name	Hotfoot Performer
Final Rank	8
Fastest Section Time (Section)	0:11.23 (1200m)
Top Speed [km/h] (Section)	65.8 (1000m)
Race State	Finished



Ipswich QLD Professional
 Race 7: TOTAL CLUB MANAGMENT 0 - 58 Handicap - 1350m
 18 October 2024 - 17:11
 Track Rating: Good 4, Weather: Fine, Rail Position: +3m Entire



Section	Overall	1200m	1000m	800m	600m	400m	200m
Section Times	1:21.42 [8] (0:12.08)	1:09.34 [11] (0:11.23)	0:58.11 [11] (0:11.25)	0:46.86 [12] (0:11.33)	0:35.53 [12] (0:11.57)	0:23.96 [12] (0:11.86)	0:12.10 [11] (0:12.10)
Average Speed [km/h]	44.9	64.4	64.1	63.7	62.2	60.8	59.5
Top Speed [km/h]	61.5	65.6	65.8	64.5	63.0	61.7	60.8
Avg. Dist. to Rail [m]	9.7	3.1	2.0	0.6	0.3	1.1	5.1
Avg. Stride Freq. [Hz]	2.2	2.3	2.3	2.3	2.3	2.3	2.3
Avg. Stride Length [m]	6.2	7.8	7.7	7.7	7.5	7.4	7.3



- [] Ranking at each section and finish
- .-.- No data available at this section
- NA No data available



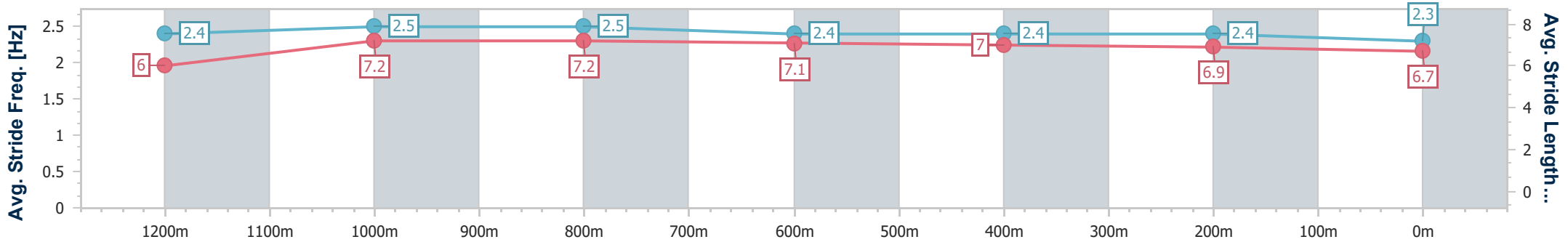
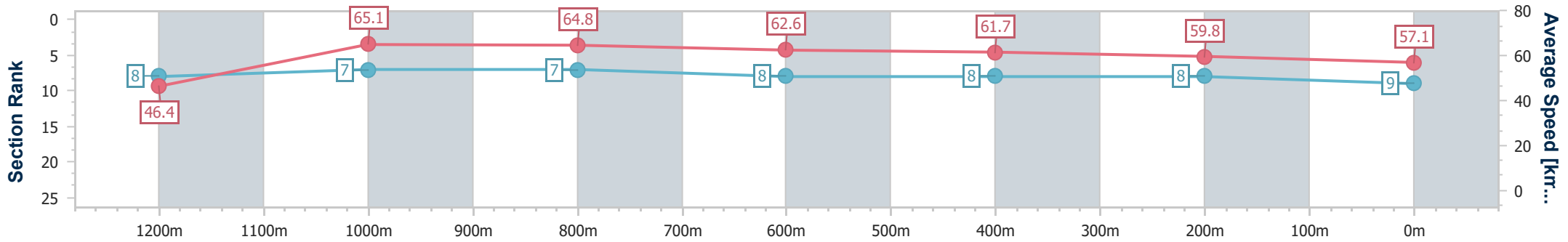
Horse/Jockey Name	Aerial Arsenal
Final Rank	9
Fastest Section Time (Section)	0:11.06 (1000m)
Top Speed [km/h] (Section)	65.6 (1200m)
Race State	Finished



Ipswich QLD Professional
 Race 7: TOTAL CLUB MANAGMENT 0 - 58 Handicap - 1350m
 18 October 2024 - 17:11
 Track Rating: Good 4, Weather: Fine, Rail Position: +3m Entire



Section	Overall	1200m	1000m	800m	600m	400m	200m
Section Times	1:21.47 [9] (0:11.68)	1:09.79 [8] (0:11.07)	0:58.72 [7] (0:11.06)	0:47.66 [7] (0:11.47)	0:36.19 [8] (0:11.62)	0:24.57 [8] (0:11.97)	0:12.60 [8] (0:12.60)
Average Speed [km/h]	46.4	65.1	64.8	62.6	61.7	59.8	57.1
Top Speed [km/h]	64.9	65.6	65.4	64.7	63.7	60.6	60.9
Avg. Dist. to Rail [m]	3.6	0.3	0.5	1.2	1.0	0.9	1.0
Avg. Stride Freq. [Hz]	2.4	2.5	2.5	2.4	2.4	2.4	2.3
Avg. Stride Length [m]	6.0	7.2	7.2	7.1	7.0	6.9	6.7



- [] Ranking at each section and finish
- .-.- No data available at this section
- NA No data available



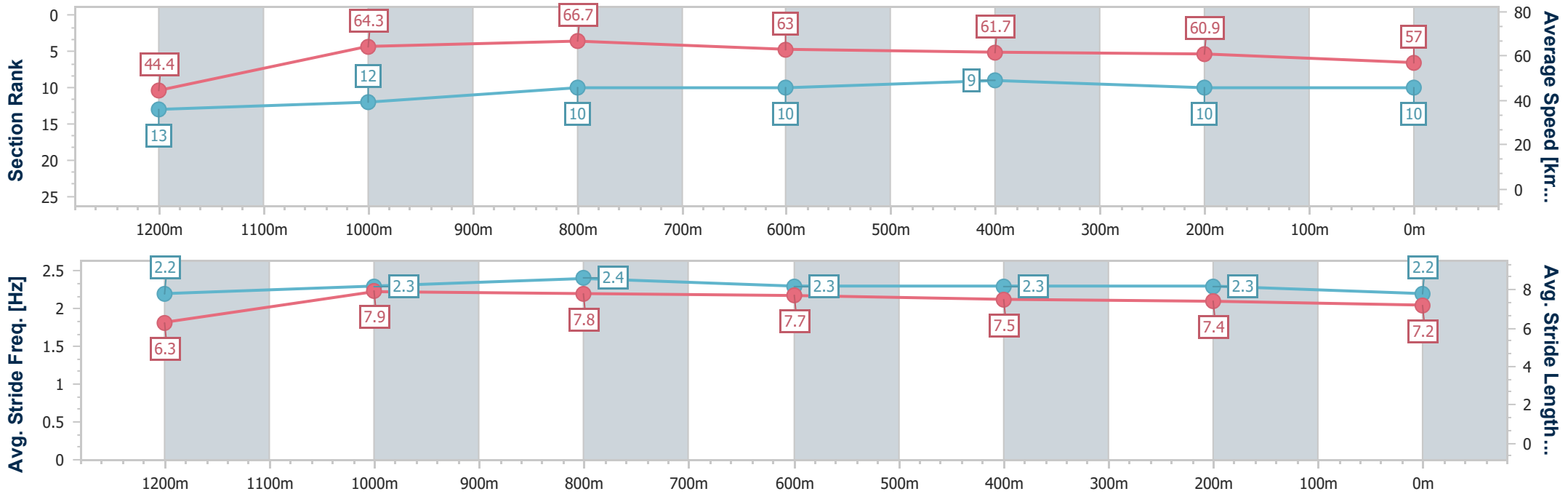
Horse/Jockey Name	Hayaku
Final Rank	10
Fastest Section Time (Section)	0:10.81 (1000m)
Top Speed [km/h] (Section)	67.5 (1000m)
Race State	Finished



Ipswich QLD Professional
 Race 7: TOTAL CLUB MANAGMENT 0 - 58 Handicap - 1350m
 18 October 2024 - 17:11
 Track Rating: Good 4, Weather: Fine, Rail Position: +3m Entire



Section	Overall	1200m	1000m	800m	600m	400m	200m
Section Times	1:21.53 [10] (0:12.16)	1:09.37 [13] (0:11.18)	0:58.19 [12] (0:10.81)	0:47.38 [10] (0:11.38)	0:36.00 [10] (0:11.57)	0:24.43 [9] (0:11.82)	0:12.61 [10] (0:12.61)
Average Speed [km/h]	44.4	64.3	66.7	63.0	61.7	60.9	57.0
Top Speed [km/h]	61.4	67.1	67.5	65.1	62.8	61.9	60.5
Avg. Dist. to Rail [m]	1.2	1.4	0.6	1.0	1.3	0.7	2.1
Avg. Stride Freq. [Hz]	2.2	2.3	2.4	2.3	2.3	2.3	2.2
Avg. Stride Length [m]	6.3	7.9	7.8	7.7	7.5	7.4	7.2



- [] Ranking at each section and finish
- .-.- No data available at this section
- NA No data available



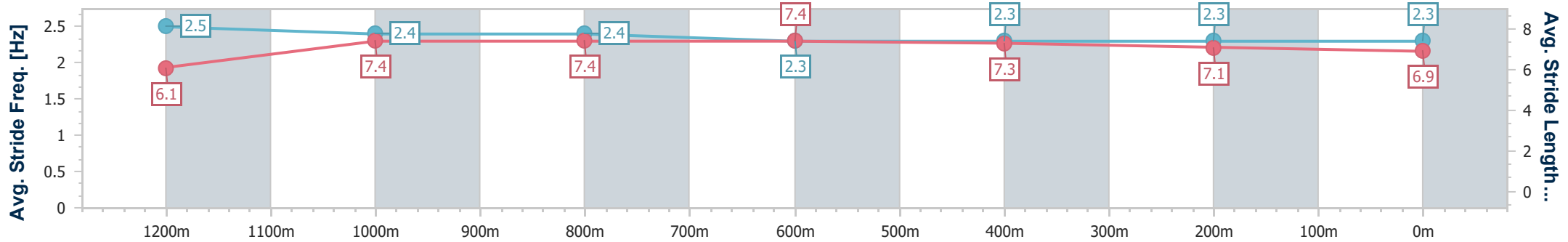
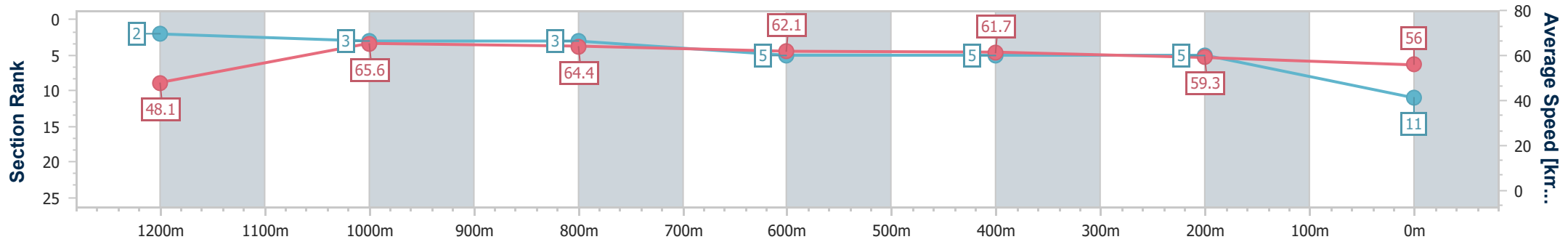
Horse/Jockey Name	Takara Star
Final Rank	11
Fastest Section Time (Section)	0:10.98 (1200m)
Top Speed [km/h] (Section)	66.3 (1200m)
Race State	Finished



Ipswich QLD Professional
 Race 7: TOTAL CLUB MANAGMENT 0 - 58 Handicap - 1350m
 18 October 2024 - 17:11
 Track Rating: Good 4, Weather: Fine, Rail Position: +3m Entire



Section	Overall	1200m	1000m	800m	600m	400m	200m
Section Times	1:21.61 [11] (0:11.28)	1:10.33 [2] (0:10.98)	0:59.35 [3] (0:11.16)	0:48.19 [3] (0:11.57)	0:36.62 [5] (0:11.66)	0:24.96 [5] (0:12.11)	0:12.85 [5] (0:12.85)
Average Speed [km/h]	48.1	65.6	64.4	62.1	61.7	59.3	56.0
Top Speed [km/h]	65.8	66.3	65.5	62.7	62.6	60.7	58.0
Avg. Dist. to Rail [m]	7.3	0.9	0.3	0.6	0.8	1.1	3.5
Avg. Stride Freq. [Hz]	2.5	2.4	2.4	2.3	2.3	2.3	2.3
Avg. Stride Length [m]	6.1	7.4	7.4	7.4	7.3	7.1	6.9



- [] Ranking at each section and finish
- .-.- No data available at this section
- NA No data available



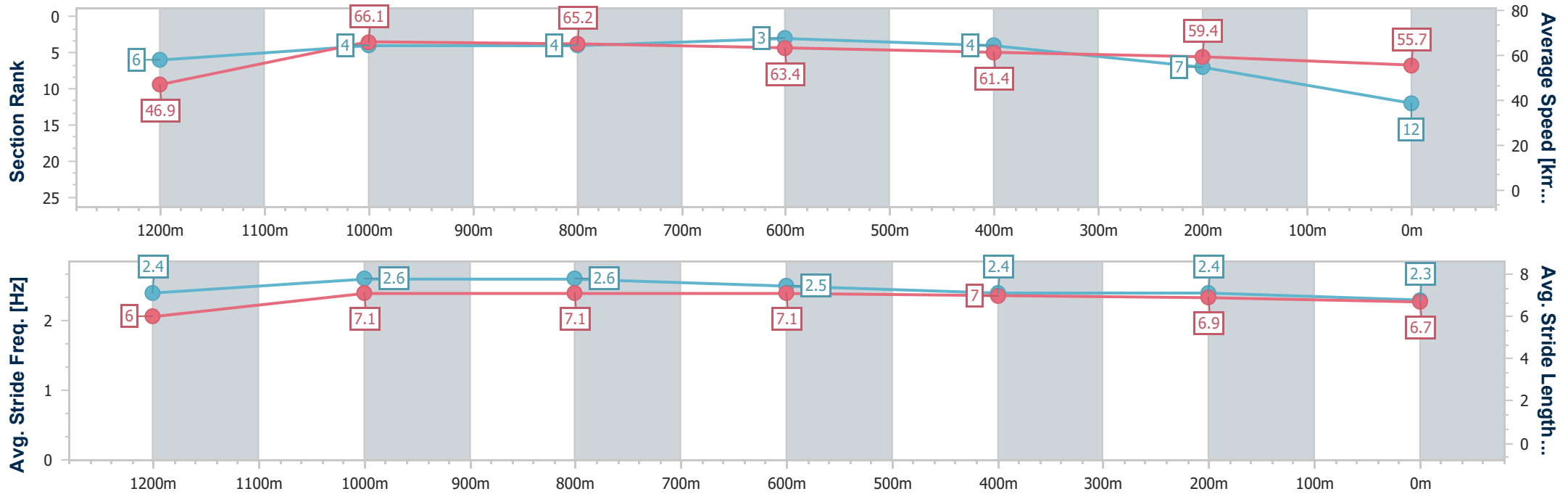
Horse/Jockey Name	Dash Dash Dash
Final Rank	12
Fastest Section Time (Section)	0:10.94 (1200m)
Top Speed [km/h] (Section)	66.8 (1200m)
Race State	Finished



Ipswich QLD Professional
 Race 7: TOTAL CLUB MANAGMENT 0 - 58 Handicap - 1350m
 18 October 2024 - 17:11
 Track Rating: Good 4, Weather: Fine, Rail Position: +3m Entire



Section	Overall	1200m	1000m	800m	600m	400m	200m
Section Times	1:21.71 [12] (0:11.50)	1:10.21 [6] (0:10.94)	0:59.27 [4] (0:11.06)	0:48.21 [4] (0:11.39)	0:36.82 [3] (0:11.76)	0:25.06 [4] (0:12.15)	0:12.91 [7] (0:12.91)
Average Speed [km/h]	46.9	66.1	65.2	63.4	61.4	59.4	55.7
Top Speed [km/h]	64.2	66.8	66.5	64.2	62.7	61.1	57.9
Avg. Dist. to Rail [m]	9.4	4.0	1.7	0.7	0.3	1.7	4.9
Avg. Stride Freq. [Hz]	2.4	2.6	2.6	2.5	2.4	2.4	2.3
Avg. Stride Length [m]	6.0	7.1	7.1	7.1	7.0	6.9	6.7



- [] Ranking at each section and finish
- .-.- No data available at this section
- NA No data available



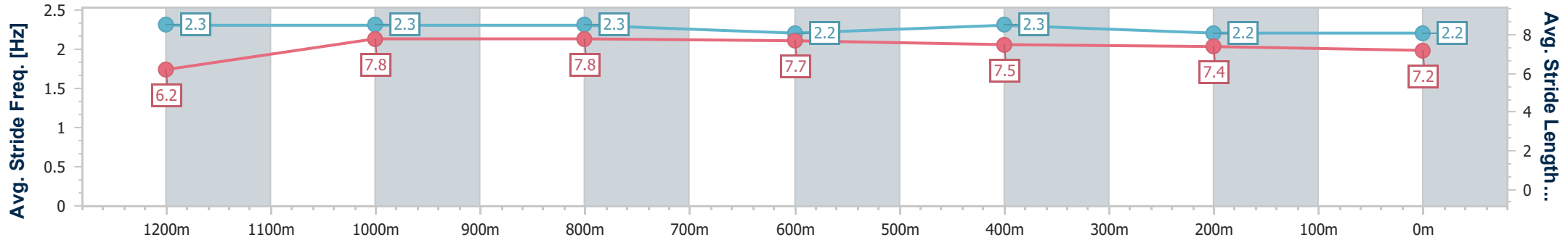
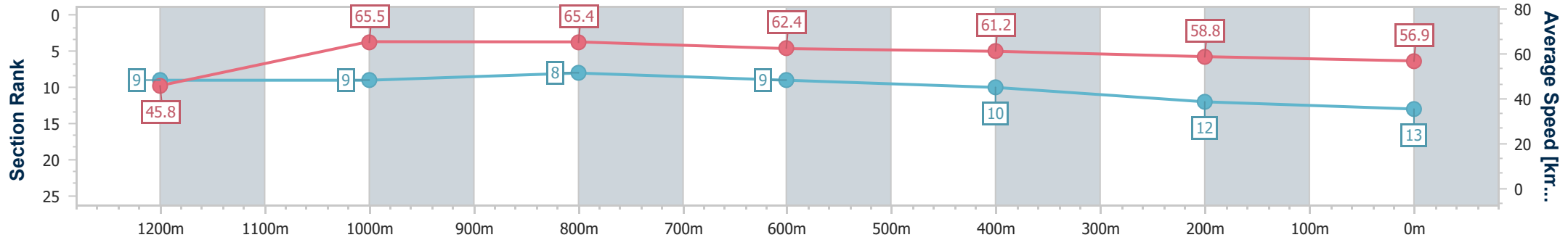
Horse/Jockey Name	On The Tightrope
Final Rank	13
Fastest Section Time (Section)	0:10.99 (1200m)
Top Speed [km/h] (Section)	66.7 (1200m)
Race State	Finished



Ipswich QLD Professional
 Race 7: TOTAL CLUB MANAGMENT 0 - 58 Handicap - 1350m
 18 October 2024 - 17:11
 Track Rating: Good 4, Weather: Fine, Rail Position: +3m Entire



Section	Overall	1200m	1000m	800m	600m	400m	200m
Section Times	1:22.10 [13] (0:11.84)	1:10.26 [9] (0:10.99)	0:59.27 [9] (0:11.02)	0:48.25 [8] (0:11.52)	0:36.73 [9] (0:11.77)	0:24.96 [10] (0:12.29)	0:12.67 [12] (0:12.67)
Average Speed [km/h]	45.8	65.5	65.4	62.4	61.2	58.8	56.9
Top Speed [km/h]	66.2	66.7	65.9	63.7	62.6	60.0	59.9
Avg. Dist. to Rail [m]	7.5	0.7	0.3	0.3	0.3	2.7	5.5
Avg. Stride Freq. [Hz]	2.3	2.3	2.3	2.2	2.3	2.2	2.2
Avg. Stride Length [m]	6.2	7.8	7.8	7.7	7.5	7.4	7.2



- [] Ranking at each section and finish
- .-.- No data available at this section
- NA No data available



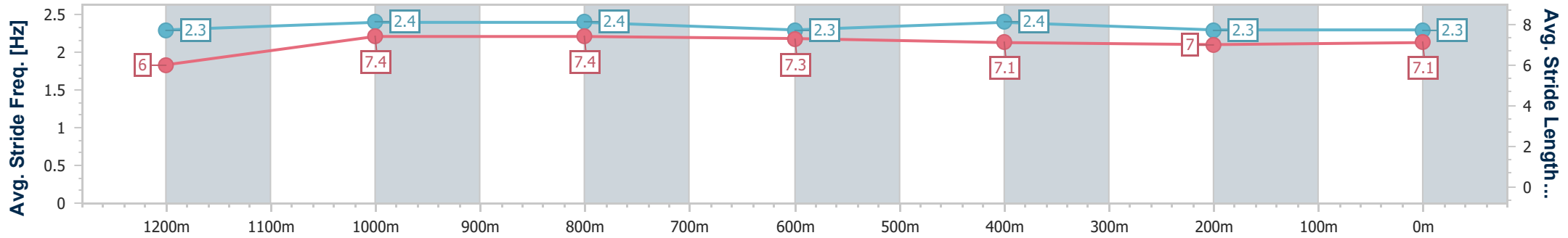
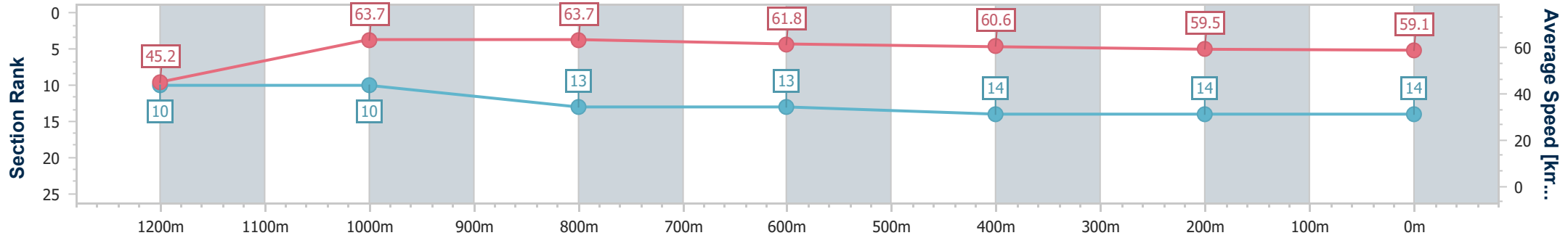
Horse/Jockey Name	Classique Gal
Final Rank	14
Fastest Section Time (Section)	0:11.26 (1000m)
Top Speed [km/h] (Section)	65.4 (1200m)
Race State	Finished



Ipswich QLD Professional
 Race 7: TOTAL CLUB MANAGMENT 0 - 58 Handicap - 1350m
 18 October 2024 - 17:11
 Track Rating: Good 4, Weather: Fine, Rail Position: +3m Entire



Section	Overall	1200m	1000m	800m	600m	400m	200m
Section Times	1:22.31 [14] (0:11.99)	1:10.32 [10] (0:11.32)	0:59.00 [10] (0:11.26)	0:47.74 [13] (0:11.59)	0:36.15 [13] (0:11.85)	0:24.30 [14] (0:12.14)	0:12.16 [14] (0:12.16)
Average Speed [km/h]	45.2	63.7	63.7	61.8	60.6	59.5	59.1
Top Speed [km/h]	60.8	65.4	65.3	63.4	62.1	61.0	61.5
Avg. Dist. to Rail [m]	5.0	0.6	0.3	0.9	1.1	1.0	2.1
Avg. Stride Freq. [Hz]	2.3	2.4	2.4	2.3	2.4	2.3	2.3
Avg. Stride Length [m]	6.0	7.4	7.4	7.3	7.1	7.0	7.1



- [] Ranking at each section and finish
- .-.- No data available at this section
- NA No data available