



Eagle Farm QLD Professional

Race 1: ST RITA'S COLLEGE Class 4 Plate - 1000m

19 October 2024 - 11:38



BRISBANE
RACING CLUB

Track Rating: Good 4, Weather: Fine, Rail Position: +6m Entire

Section											Last 600m	
Field Times		Overall	800m	600m	400m	200m						
		0:56.18 (0:12.87)	0:43.31 (0:10.28)	0:33.03 (0:10.66)	0:22.37 (0:10.69)	0:11.68 (0:11.68)	0:33.03					
Rank	TAB Horse/Jockey	Barrier	Top Speed [km/h]	Fastest Section						Margin	Distance Travelled [m]	
1	4 FIND YOUR OWN Noel Callow	1	71.2 800m	0:10.28 800m	0:56.18 [1] (0:12.87)	0:43.31 [1] (0:10.28)	0:33.03 [1] (0:10.66)	0:22.37 [1] (0:10.69)	0:11.68 [1] (0:11.68)	0:56.18	0:33.03	
2	8 THE INFLICTOR Melea Castle	3	72.4 800m	0:10.27 800m	0:56.37 [2] (0:13.39)	0:42.98 [7] (0:10.27)	0:32.71 [6] (0:10.80)	0:21.91 [9] (0:10.68)	0:11.23 [6] (0:11.23)	1.11L	0:32.71 +4	
3	7 PAYLINE Justin Huxtable	10	71.1 400m	0:10.42 800m	0:56.42 [3] (0:13.41)	0:43.01 [8] (0:10.42)	0:32.59 [8] (0:10.57)	0:22.02 [6] (0:10.47)	0:11.55 [2] (0:11.55)	1.41L	0:32.59 +5	
4	10 SUPER DAISY Cody Collis	4	72.4 Overall	0:10.41 800m	0:56.71 [4] (0:12.97)	0:43.74 [2] (0:10.41)	0:33.33 [3] (0:10.73)	0:22.60 [3] (0:10.83)	0:11.77 [3] (0:11.77)	3.14L	0:33.33 +5	
5	5 IT'S RAINING AGAIN Courtney Bellamy	9	70.9 400m	0:10.33 800m	0:56.98 [5] (0:13.52)	0:43.46 [9] (0:10.33)	0:33.13 [9] (0:10.60)	0:22.53 [7] (0:10.60)	0:11.93 [4] (0:11.93)	4.68L	0:33.13 +1	
6	1 MR GALAZI Georgina Cartwright	7	71.7 800m	0:10.31 800m	0:57.26 [6] (0:13.24)	0:44.02 [5] (0:10.31)	0:33.71 [5] (0:10.56)	0:23.15 [3] (0:11.00)	0:12.15 [5] (0:12.15)	6.33L	0:33.71 +6	
7	6 NIPOTINO Tahlia Fenlon	8	70.1 800m	0:10.44 800m	0:57.46 [7] (0:13.68)	0:43.78 [10] (0:10.44)	0:33.34 [10] (0:10.62)	0:22.72 [10] (0:10.81)	0:11.91 [10] (0:11.91)	7.51L	0:33.34 +4	
8	3 BIOGRAPHER Angela Jones	6	71.3 800m	0:10.44 800m	0:57.67 [8] (0:13.28)	0:44.39 [6] (0:10.44)	0:33.95 [7] (0:10.73)	0:23.22 [8] (0:10.82)	0:12.40 [9] (0:12.40)	8.77L	0:33.95 +6	
9	2 SPIRITUALISED James Orman	5	71.1 800m	0:10.43 800m	0:57.99 [9] (0:13.11)	0:44.88 [3] (0:10.43)	0:34.45 [4] (0:10.67)	0:23.78 [5] (0:11.03)	0:12.75 [8] (0:12.75)	10.67L	0:34.45 +2	
10	13 RUSSIAN MINT Kyle Wilson-Taylor	2	71.7 800m	0:10.22 800m	0:58.00 [10] (0:13.14)	0:44.86 [4] (0:10.22)	0:34.64 [2] (0:10.73)	0:23.91 [2] (0:11.12)	0:12.79 [7] (0:12.79)	10.67L	0:34.64 +0	

Scratched: Hidden Melody (#14), Cigar Flick (#9), Instagood (#12), Great Barrier Reef (#11)

Report Created: Sat 19 October 2024 11:59 GMT+1 (Note: Timing is based on position data)

Page 1/11

[] Ranking at each section and finish
 -:-:- No data available at this section
 NA No data available

SCN Saddle cloth number
 DNF Did not finish
 DNT Did not track

data processed by TRIPLESDATA



Horse/Jockey Name	Find Your Own
Final Rank	1
Fastest Section Time (Section)	0:10.28 (800m)
Top Speed [km/h] (Section)	71.2 (800m)
Race State	Finished



Eagle Farm QLD Professional

Race 1: ST RITA'S COLLEGE Class 4 Plate - 1000m

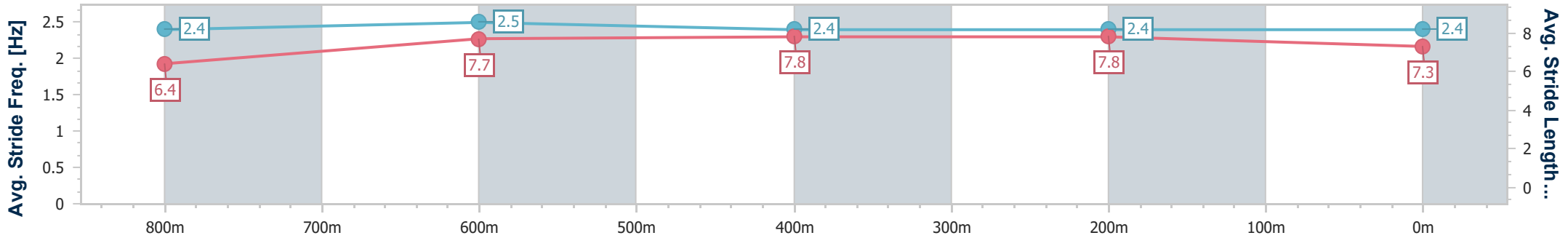
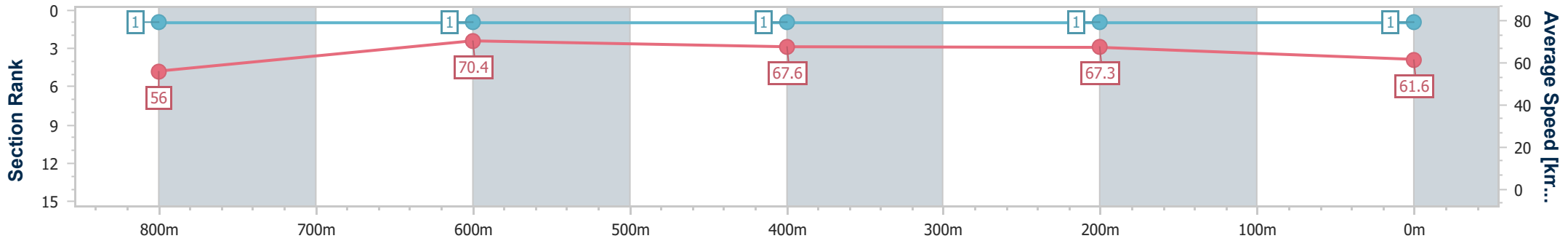
19 October 2024 - 11:38

Track Rating: Good 4, Weather: Fine, Rail Position: +6m Entire



BRISBANE RACING CLUB

Section	Overall	800m	600m	400m	200m
Section Times	0:56.18 [1] (0:12.87)	0:43.31 [1] (0:10.28)	0:33.03 [1] (0:10.66)	0:22.37 [1] (0:10.69)	0:11.68 [1] (0:11.68)
Average Speed [km/h]	56.0	70.4	67.6	67.3	61.6
Top Speed [km/h]	70.5	71.2	68.7	68.5	65.4
Avg. Dist. to Rail [m]	1.9	1.0	0.4	1.1	1.2
Avg. Stride Freq. [Hz]	2.4	2.5	2.4	2.4	2.4
Avg. Stride Length [m]	6.4	7.7	7.8	7.8	7.3



- [] Ranking at each section and finish
- .-.- No data available at this section
- NA No data available



Horse/Jockey Name	The Inflictor
Final Rank	2
Fastest Section Time (Section)	0:10.27 (800m)
Top Speed [km/h] (Section)	72.4 (800m)
Race State	Finished



Eagle Farm QLD Professional

Race 1: ST RITA'S COLLEGE Class 4 Plate - 1000m

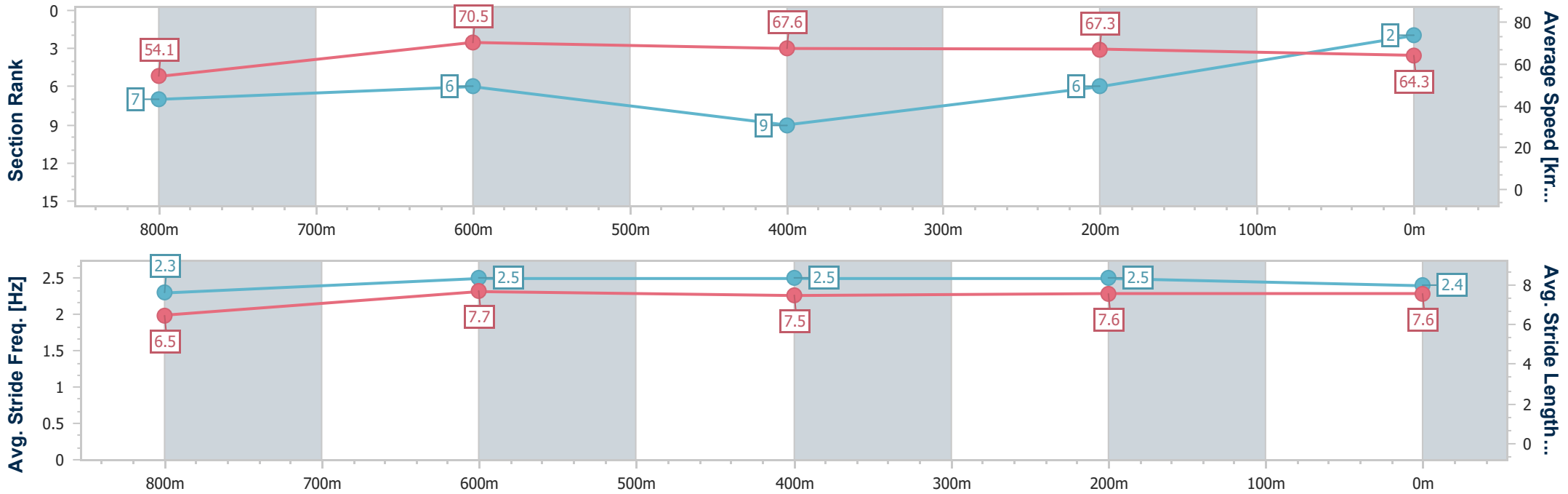
19 October 2024 - 11:38

Track Rating: Good 4, Weather: Fine, Rail Position: +6m Entire



BRISBANE RACING CLUB

Section	Overall	800m	600m	400m	200m
Section Times	0:56.37 [2] (0:13.39)	0:42.98 [7] (0:10.27)	0:32.71 [6] (0:10.80)	0:21.91 [9] (0:10.68)	0:11.23 [6] (0:11.23)
Average Speed [km/h]	54.1	70.5	67.6	67.3	64.3
Top Speed [km/h]	70.7	72.4	69.2	68.5	66.9
Avg. Dist. to Rail [m]	2.6	1.7	2.5	1.2	0.2
Avg. Stride Freq. [Hz]	2.3	2.5	2.5	2.5	2.4
Avg. Stride Length [m]	6.5	7.7	7.5	7.6	7.6



- [] Ranking at each section and finish
- .-.- No data available at this section
- NA No data available



Horse/Jockey Name	Payline
Final Rank	3
Fastest Section Time (Section)	0:10.42 (800m)
Top Speed [km/h] (Section)	71.1 (400m)
Race State	Finished



Eagle Farm QLD Professional

Race 1: ST RITA'S COLLEGE Class 4 Plate - 1000m

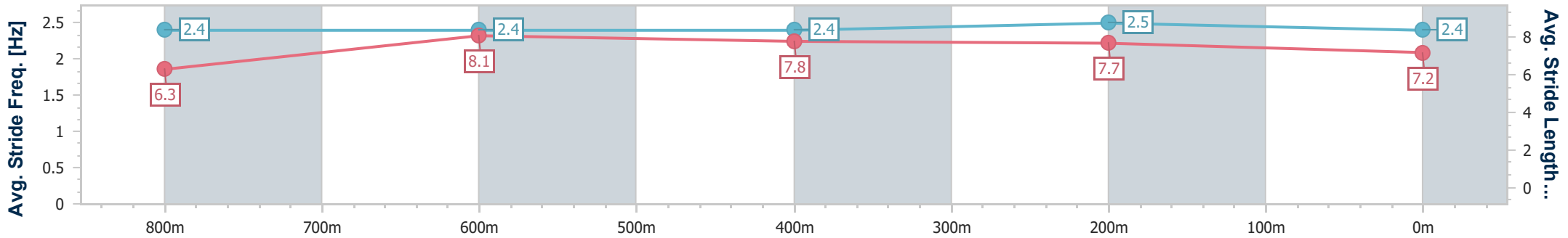
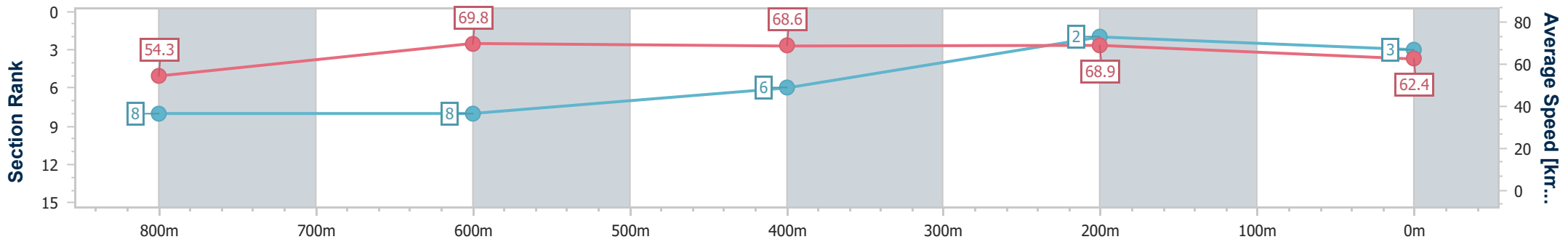
19 October 2024 - 11:38

Track Rating: Good 4, Weather: Fine, Rail Position: +6m Entire



BRISBANE RACING CLUB

Section	Overall	800m	600m	400m	200m
Section Times	0:56.42 [3] (0:13.41)	0:43.01 [8] (0:10.42)	0:32.59 [8] (0:10.57)	0:22.02 [6] (0:10.47)	0:11.55 [2] (0:11.55)
Average Speed [km/h]	54.3	69.8	68.6	68.9	62.4
Top Speed [km/h]	69.1	68.8	70.4	71.1	65.8
Avg. Dist. to Rail [m]	8.1	2.1	1.9	4.9	4.9
Avg. Stride Freq. [Hz]	2.4	2.4	2.4	2.5	2.4
Avg. Stride Length [m]	6.3	8.1	7.8	7.7	7.2



- [] Ranking at each section and finish
- .-.-.- No data available at this section
- NA No data available



Horse/Jockey Name	Super Daisy
Final Rank	4
Fastest Section Time (Section)	0:10.41 (800m)
Top Speed [km/h] (Section)	72.4 (Overall)
Race State	Finished



Eagle Farm QLD Professional

Race 1: ST RITA'S COLLEGE Class 4 Plate - 1000m

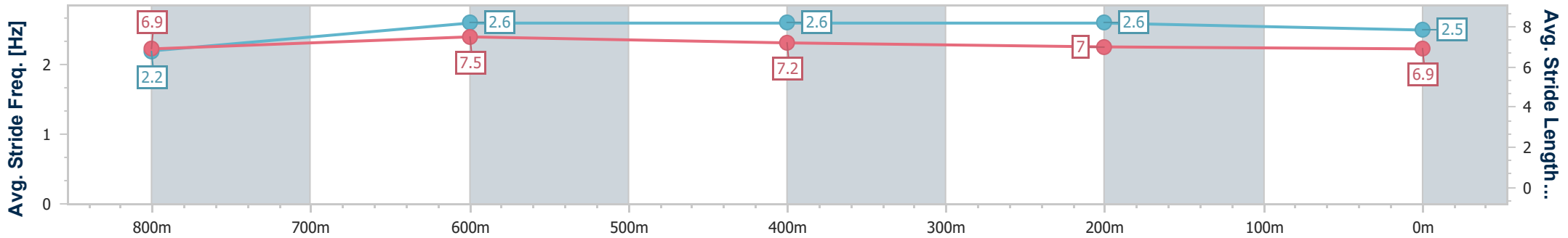
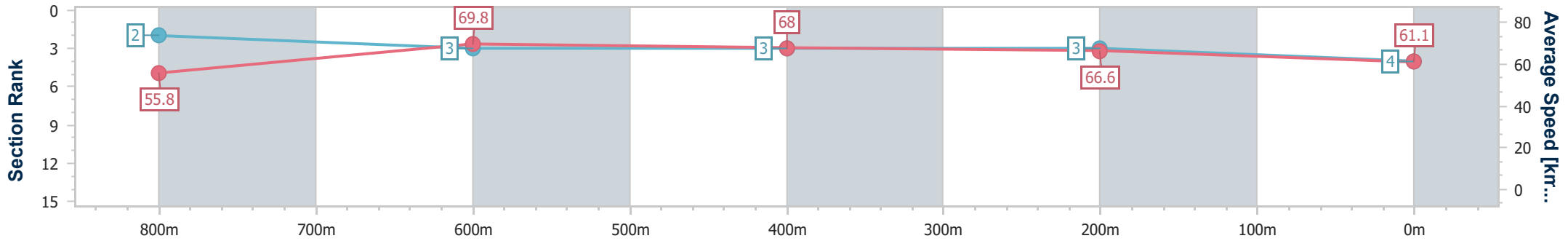
19 October 2024 - 11:38

Track Rating: Good 4, Weather: Fine, Rail Position: +6m Entire



BRISBANE RACING CLUB

Section	Overall	800m	600m	400m	200m
Section Times	0:56.71 [4] (0:12.97)	0:43.74 [2] (0:10.41)	0:33.33 [3] (0:10.73)	0:22.60 [3] (0:10.83)	0:11.77 [3] (0:11.77)
Average Speed [km/h]	55.8	69.8	68.0	66.6	61.1
Top Speed [km/h]	72.4	71.8	69.3	68.7	64.4
Avg. Dist. to Rail [m]	3.2	2.3	2.1	3.6	0.6
Avg. Stride Freq. [Hz]	2.2	2.6	2.6	2.6	2.5
Avg. Stride Length [m]	6.9	7.5	7.2	7.0	6.9



- [] Ranking at each section and finish
- .-.- No data available at this section
- NA No data available



Horse/Jockey Name	It's Raining Again
Final Rank	5
Fastest Section Time (Section)	0:10.33 (800m)
Top Speed [km/h] (Section)	70.9 (400m)
Race State	Finished



Eagle Farm QLD Professional

Race 1: ST RITA'S COLLEGE Class 4 Plate - 1000m

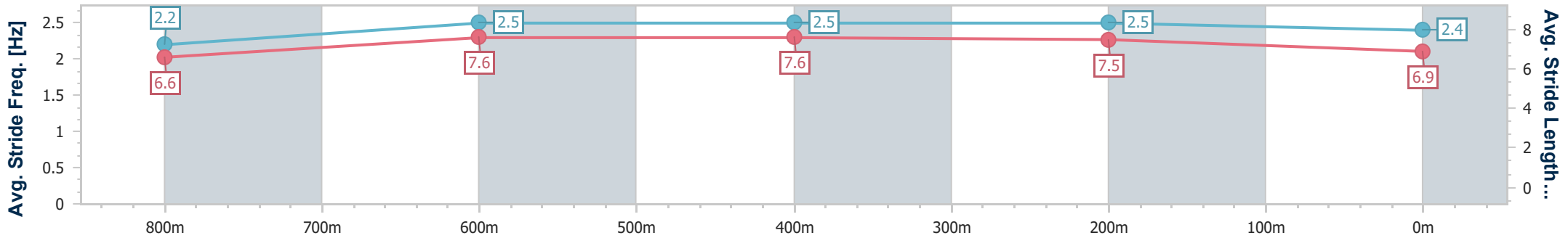
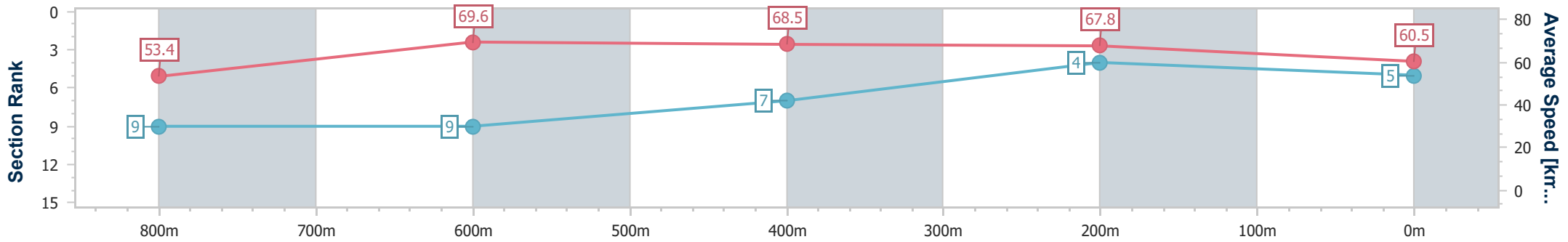
19 October 2024 - 11:38

Track Rating: Good 4, Weather: Fine, Rail Position: +6m Entire



BRISBANE RACING CLUB

Section	Overall	800m	600m	400m	200m
Section Times	0:56.98 [5] (0:13.52)	0:43.46 [9] (0:10.33)	0:33.13 [9] (0:10.60)	0:22.53 [7] (0:10.60)	0:11.93 [4] (0:11.93)
Average Speed [km/h]	53.4	69.6	68.5	67.8	60.5
Top Speed [km/h]	69.7	70.6	70.7	70.9	64.4
Avg. Dist. to Rail [m]	4.1	0.5	1.2	6.4	6.7
Avg. Stride Freq. [Hz]	2.2	2.5	2.5	2.5	2.4
Avg. Stride Length [m]	6.6	7.6	7.6	7.5	6.9



- [] Ranking at each section and finish
- .-.- No data available at this section
- NA No data available



Horse/Jockey Name	Mr Galazi
Final Rank	6
Fastest Section Time (Section)	0:10.31 (800m)
Top Speed [km/h] (Section)	71.7 (800m)
Race State	Finished



Eagle Farm QLD Professional

Race 1: ST RITA'S COLLEGE Class 4 Plate - 1000m

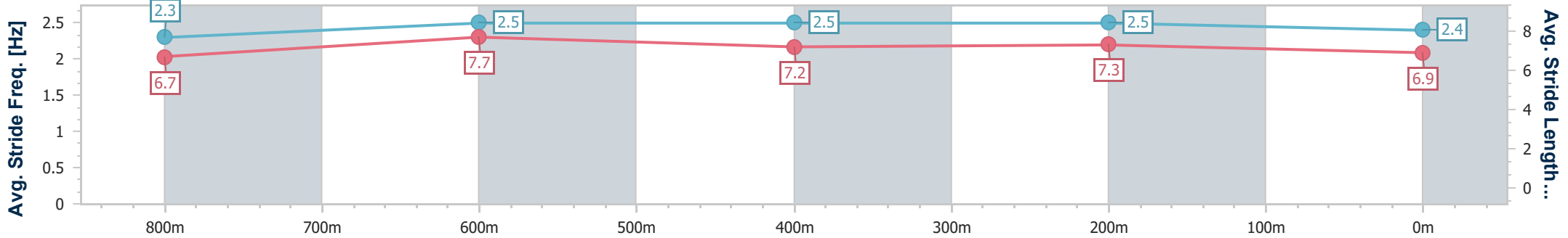
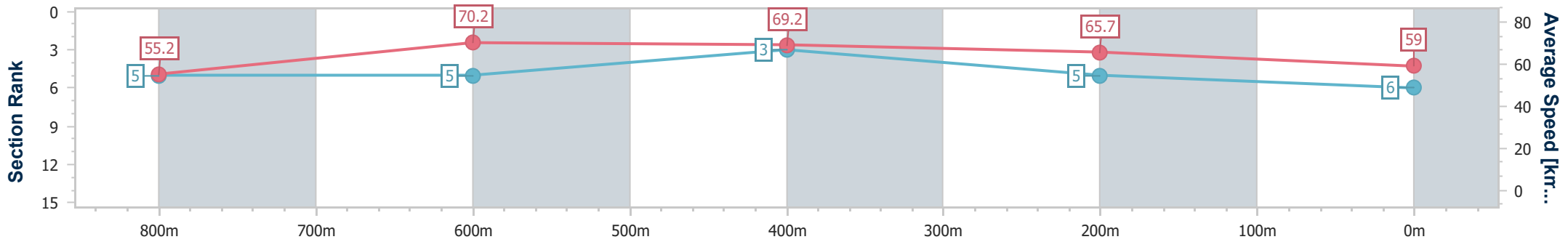
19 October 2024 - 11:38

Track Rating: Good 4, Weather: Fine, Rail Position: +6m Entire



BRISBANE RACING CLUB

Section	Overall	800m	600m	400m	200m
Section Times	0:57.26 [6] (0:13.24)	0:44.02 [5] (0:10.31)	0:33.71 [5] (0:10.56)	0:23.15 [3] (0:11.00)	0:12.15 [5] (0:12.15)
Average Speed [km/h]	55.2	70.2	69.2	65.7	59.0
Top Speed [km/h]	69.8	71.7	70.6	68.3	63.7
Avg. Dist. to Rail [m]	6.7	2.4	2.8	4.8	4.8
Avg. Stride Freq. [Hz]	2.3	2.5	2.5	2.5	2.4
Avg. Stride Length [m]	6.7	7.7	7.2	7.3	6.9



- [] Ranking at each section and finish
- .-.- No data available at this section
- NA No data available



Horse/Jockey Name	Nipotino
Final Rank	7
Fastest Section Time (Section)	0:10.44 (800m)
Top Speed [km/h] (Section)	70.1 (800m)
Race State	Finished



Eagle Farm QLD Professional

Race 1: ST RITA'S COLLEGE Class 4 Plate - 1000m

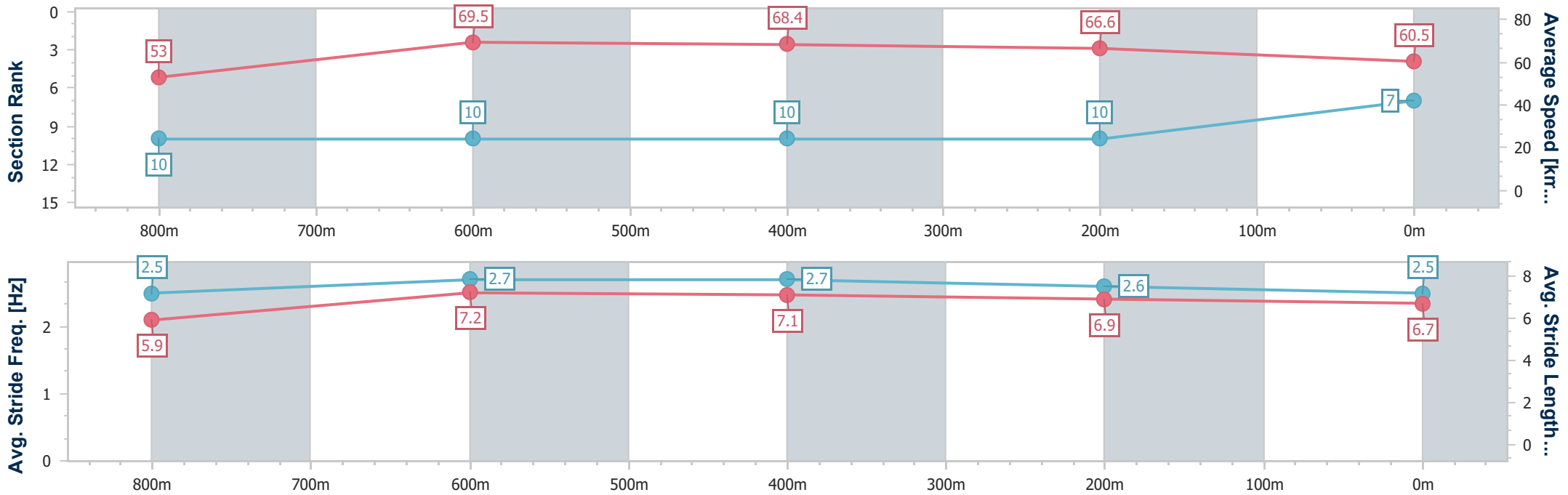
19 October 2024 - 11:38

Track Rating: Good 4, Weather: Fine, Rail Position: +6m Entire



BRISBANE RACING CLUB

Section	Overall	800m	600m	400m	200m
Section Times	0:57.46 [7] (0:13.68)	0:43.78 [10] (0:10.44)	0:33.34 [10] (0:10.62)	0:22.72 [10] (0:10.81)	0:11.91 [10] (0:11.91)
Average Speed [km/h]	53.0	69.5	68.4	66.6	60.5
Top Speed [km/h]	69.0	70.1	69.5	68.6	63.0
Avg. Dist. to Rail [m]	6.4	1.6	1.9	5.9	5.9
Avg. Stride Freq. [Hz]	2.5	2.7	2.7	2.6	2.5
Avg. Stride Length [m]	5.9	7.2	7.1	6.9	6.7



- [] Ranking at each section and finish
- .-.- No data available at this section
- NA No data available



Horse/Jockey Name	Biographer
Final Rank	8
Fastest Section Time (Section)	0:10.44 (800m)
Top Speed [km/h] (Section)	71.3 (800m)
Race State	Finished



Eagle Farm QLD Professional

Race 1: ST RITA'S COLLEGE Class 4 Plate - 1000m

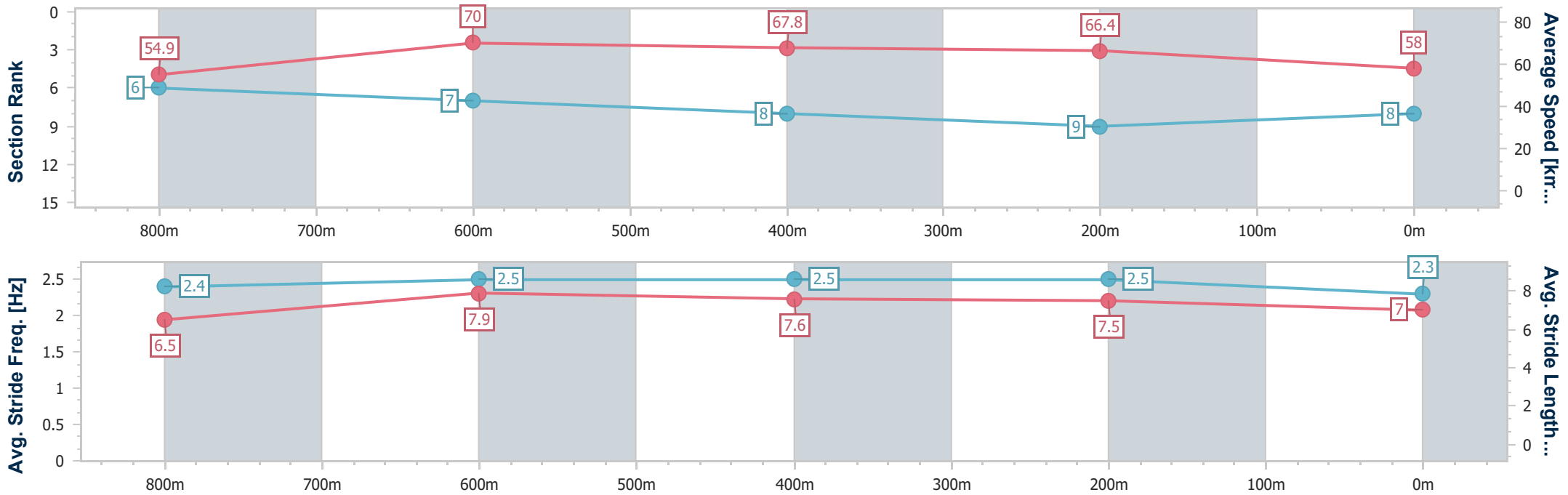
19 October 2024 - 11:38

Track Rating: Good 4, Weather: Fine, Rail Position: +6m Entire



BRISBANE RACING CLUB

Section	Overall	800m	600m	400m	200m
Section Times	0:57.67 [8] (0:13.28)	0:44.39 [6] (0:10.44)	0:33.95 [7] (0:10.73)	0:23.22 [8] (0:10.82)	0:12.40 [9] (0:12.40)
Average Speed [km/h]	54.9	70.0	67.8	66.4	58.0
Top Speed [km/h]	69.8	71.3	70.9	69.1	62.9
Avg. Dist. to Rail [m]	5.5	2.8	2.2	4.4	4.4
Avg. Stride Freq. [Hz]	2.4	2.5	2.5	2.5	2.3
Avg. Stride Length [m]	6.5	7.9	7.6	7.5	7.0



- [] Ranking at each section and finish
- .-.- No data available at this section
- NA No data available



Horse/Jockey Name	Spiritualised
Final Rank	9
Fastest Section Time (Section)	0:10.43 (800m)
Top Speed [km/h] (Section)	71.1 (800m)
Race State	Finished



Eagle Farm QLD Professional

Race 1: ST RITA'S COLLEGE Class 4 Plate - 1000m

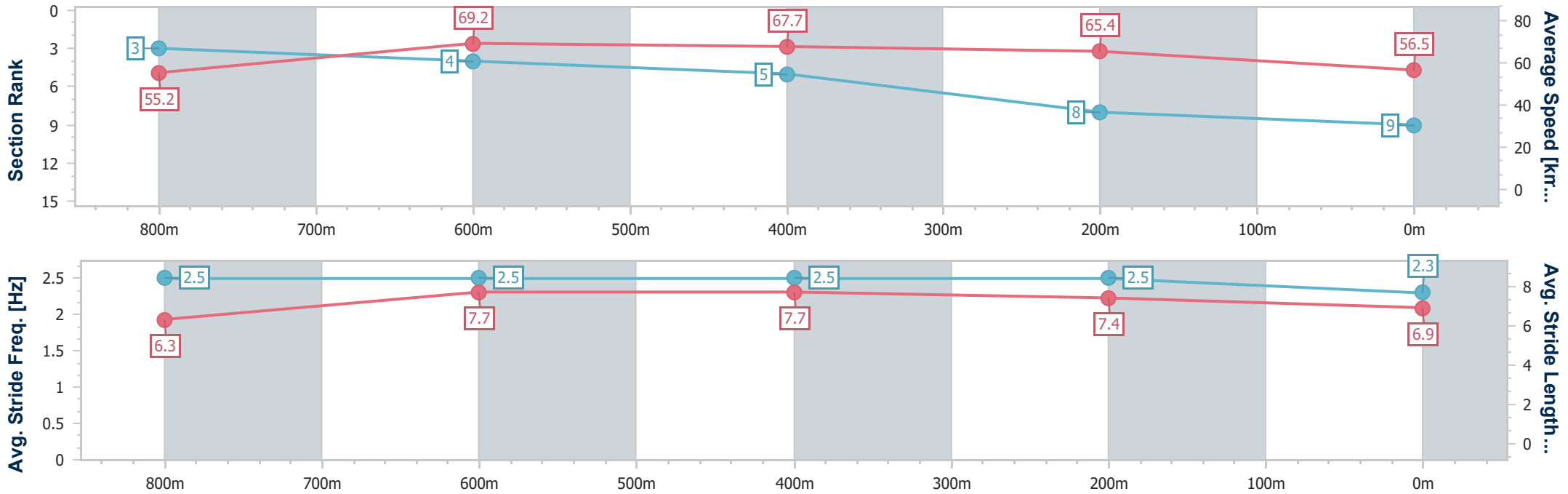
19 October 2024 - 11:38

Track Rating: Good 4, Weather: Fine, Rail Position: +6m Entire



BRISBANE RACING CLUB

Section	Overall	800m	600m	400m	200m
Section Times	0:57.99 [9] (0:13.11)	0:44.88 [3] (0:10.43)	0:34.45 [4] (0:10.67)	0:23.78 [5] (0:11.03)	0:12.75 [8] (0:12.75)
Average Speed [km/h]	55.2	69.2	67.7	65.4	56.5
Top Speed [km/h]	70.5	71.1	70.0	67.9	62.4
Avg. Dist. to Rail [m]	4.2	0.7	1.3	4.9	3.1
Avg. Stride Freq. [Hz]	2.5	2.5	2.5	2.5	2.3
Avg. Stride Length [m]	6.3	7.7	7.7	7.4	6.9



- [] Ranking at each section and finish
- .-.- No data available at this section
- NA No data available



Horse/Jockey Name	Russian Mint
Final Rank	10
Fastest Section Time (Section)	0:10.22 (800m)
Top Speed [km/h] (Section)	71.7 (800m)
Race State	Finished



Eagle Farm QLD Professional

Race 1: ST RITA'S COLLEGE Class 4 Plate - 1000m

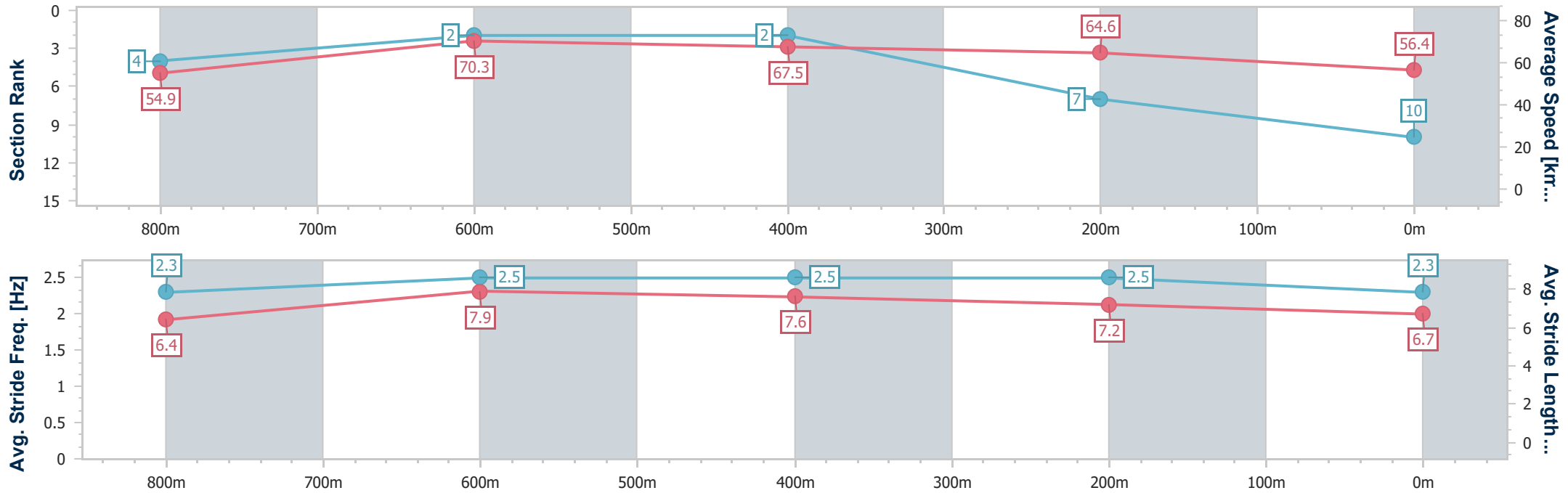
19 October 2024 - 11:38

Track Rating: Good 4, Weather: Fine, Rail Position: +6m Entire



BRISBANE RACING CLUB

Section	Overall	800m	600m	400m	200m
Section Times	0:58.00 [10] (0:13.14)	0:44.86 [4] (0:10.22)	0:34.64 [2] (0:10.73)	0:23.91 [2] (0:11.12)	0:12.79 [7] (0:12.79)
Average Speed [km/h]	54.9	70.3	67.5	64.6	56.4
Top Speed [km/h]	70.9	71.7	68.2	67.4	61.5
Avg. Dist. to Rail [m]	1.4	0.7	1.1	1.7	1.1
Avg. Stride Freq. [Hz]	2.3	2.5	2.5	2.5	2.3
Avg. Stride Length [m]	6.4	7.9	7.6	7.2	6.7



- [] Ranking at each section and finish
- .-.- No data available at this section
- NA No data available



Eagle Farm QLD Professional

Race 2: Road to Magic Millions on Sale Now BM78 Handicap - 2400m

19 October 2024 - 12:13



BRISBANE
RACING CLUB

Track Rating: Good 4, Weather: Fine, Rail Position: +6m Entire

Section		Overall	2200m	2000m	1800m	1600m	1400m	1200m	Last 600m				
Field Times		2:28.45 (0:13.81)	2:14.64 (0:11.81)	2:02.83 (0:12.49)	1:50.34 (0:12.74)	1:37.60 (0:12.55)	1:25.05 (0:12.37)	1:12.68 (0:12.20)	0:36.09				
Rank	TAB Horse/Jockey	Barrier	Top Speed [km/h]	Fastest Section									Distance Travelled [m]
1	9 INTUITU Angela Jones	9	66.2 400m	0:11.32 400m	2:28.45 [1] (0:14.86)	2:13.59 [10] (0:12.08)	2:01.51 [11] (0:12.78)	1:48.73 [11] (0:12.89)	1:35.84 [11] (0:12.52)	1:23.32 [10] (0:12.25)	1:11.07 [10] (0:12.25)	0:34.79	
2	7 SIR LAMORAK Noel Callow	1	63.9 600m	0:11.80 600m	2:29.05 [2] (0:14.21)	2:14.84 [5] (0:11.85)	2:02.99 [4] (0:12.59)	1:50.40 [4] (0:12.89)	1:37.51 [4] (0:12.47)	1:25.04 [3] (0:12.18)	1:12.86 [3] (0:12.22)	0:36.43	-1
3	6 BEDFORD SQUARE Emily Lang	7	64.5 2200m	0:11.77 2200m	2:29.07 [3] (0:14.07)	2:15.00 [3] (0:11.77)	2:03.23 [2] (0:12.67)	1:50.56 [2] (0:12.93)	1:37.63 [3] (0:12.63)	1:25.00 [4] (0:12.16)	1:12.84 [4] (0:12.22)	0:36.48	+12
4	3 SOUTHERN STOCK Jake Bayliss	5	62.5 400m	0:11.77 400m	2:29.09 [4] (0:14.89)	2:14.20 [11] (0:11.91)	2:02.29 [10] (0:12.50)	1:49.79 [9] (0:12.86)	1:36.93 [8] (0:12.62)	1:24.31 [8] (0:12.19)	1:12.12 [8] (0:12.27)	0:35.80	+1
5	1 HECTOR DE MARIS Cejay Graham	10	62.8 Overall	0:11.81 600m	2:29.10 [5] (0:13.95)	2:15.15 [2] (0:12.07)	2:03.08 [3] (0:12.60)	1:50.48 [3] (0:13.08)	1:37.40 [5] (0:12.69)	1:24.71 [5] (0:12.22)	1:12.49 [5] (0:12.25)	0:36.17	+5
6	8 CLASSIC DEEL Andrew Mallyon	3	63.0 2200m	0:11.75 400m	2:29.11 [6] (0:14.55)	2:14.56 [8] (0:11.90)	2:02.66 [7] (0:12.64)	1:50.02 [7] (0:12.86)	1:37.16 [7] (0:12.63)	1:24.53 [6] (0:12.19)	1:12.34 [6] (0:12.25)	0:36.01	+1
7	2 BAK DA MAN Taylor Marshall	2	63.1 Overall	0:11.74 400m	2:29.26 [7] (0:14.08)	2:15.18 [4] (0:12.13)	2:03.05 [5] (0:12.65)	1:50.40 [6] (0:13.04)	1:37.36 [6] (0:12.75)	1:24.61 [7] (0:12.14)	1:12.47 [7] (0:12.22)	0:36.17	+6
8	12 SIR LEONIDAS Mark Du Plessis	11	64.5 Overall	0:11.81 2200m	2:29.33 [8] (0:13.81)	2:15.52 [1] (0:11.81)	2:03.71 [1] (0:12.49)	1:51.22 [1] (0:12.74)	1:38.48 [1] (0:12.55)	1:25.93 [1] (0:12.37)	1:13.56 [1] (0:12.20)	0:36.97	+2
9	13 HELL FOLLOWS Georgina Cartwright	8	62.8 400m	0:11.67 400m	2:29.46 [9] (0:14.58)	2:14.88 [9] (0:12.00)	2:02.88 [9] (0:12.80)	1:50.08 [10] (0:13.12)	1:36.96 [10] (0:12.90)	1:24.06 [11] (0:12.24)	1:11.82 [11] (0:12.15)	0:35.91	+10
10	11 TORQUE LEICA STAR Kyle Wilson-Taylor	4	62.9 Overall	0:11.81 600m	2:30.17 [10] (0:14.46)	2:15.71 [7] (0:12.02)	2:03.69 [8] (0:12.73)	1:50.96 [8] (0:12.99)	1:37.97 [9] (0:12.74)	1:25.23 [9] (0:12.29)	1:12.94 [9] (0:12.18)	0:36.87	+5

Scratched: Delorme (#10), Mr French (#5)

[] Ranking at each section and finish
 -:-:- No data available at this section
 NA No data available

SCN Saddle cloth number
 DNF Did not finish
 DNT Did not track



Eagle Farm QLD Professional

Race 2: Road to Magic Millions on Sale Now BM78 Handicap - 2400m

19 October 2024 - 12:13



BRISBANE
RACING CLUB

Track Rating: Good 4, Weather: Fine, Rail Position: +6m Entire

Section	Overall	2200m	2000m	1800m	1600m	1400m	1200m	Last 600m
Field Times	2:28.45 (0:13.81)	2:14.64 (0:11.81)	2:02.83 (0:12.49)	1:50.34 (0:12.74)	1:37.60 (0:12.55)	1:25.05 (0:12.37)	1:12.68 (0:12.20)	0:36.09

Rank	TAB	Horse/Jockey	Barrier	Top Speed [km/h]	Fastest Section	Distance Travelled [m]
11	4	COUP DE TONNERRE	6	61.6	0:12.10	
		Cody Collis		Overall	2200m	

Scratched: Delorme (#10), Mr French (#5)

[] Ranking at each section and finish
 -:-:- No data available at this section
 NA No data available

SCN Saddle cloth number
 DNF Did not finish
 DNT Did not track



Eagle Farm QLD Professional

Race 2: Road to Magic Millions on Sale Now BM78 Handicap - 2400m

19 October 2024 - 12:13



BRISBANE
RACING CLUB

Track Rating: Good 4, Weather: Fine, Rail Position: +6m Entire

Section		Field Times					Last 600m					
		1000m	800m	600m	400m	200m						
		1:00.48 (0:12.23)	0:48.25 (0:12.16)	0:36.09 (0:12.03)	0:24.06 (0:11.97)	0:12.09 (0:12.09)	0:36.09					
Rank	TAB Horse/Jockey	Barrier	Top Speed [km/h]	Fastest Section	Margin					Distance Travelled [m]		
1	9 INTUITU Angela Jones	9	66.2 400m	0:11.32 400m	0:58.82 [10] (0:12.04)	0:46.78 [10] (0:11.99)	0:34.79 [11] (0:11.57)	0:23.22 [10] (0:11.32)	0:11.90 [4] (0:11.90)	2:28.45	0:34.79	
2	7 SIR LAMORAK Noel Callow	1	63.9 600m	0:11.80 600m	1:00.64 [3] (0:12.14)	0:48.50 [3] (0:12.07)	0:36.43 [4] (0:11.80)	0:24.63 [2] (0:11.94)	0:12.69 [1] (0:12.69)	3.51L	0:36.43	-1
3	6 BEDFORD SQUARE Emily Lang	7	64.5 2200m	0:11.77 2200m	1:00.62 [4] (0:12.21)	0:48.41 [4] (0:11.93)	0:36.48 [3] (0:11.97)	0:24.51 [3] (0:11.90)	0:12.61 [2] (0:12.61)	3.61L	0:36.48	+12
4	3 SOUTHERN STOCK Jake Bayliss	5	62.5 400m	0:11.77 400m	0:59.85 [8] (0:12.09)	0:47.76 [8] (0:11.96)	0:35.80 [8] (0:11.81)	0:23.99 [8] (0:11.77)	0:12.22 [8] (0:12.22)	3.75L	0:35.80	+1
5	1 HECTOR DE MARIS Cejay Graham	10	62.8 Overall	0:11.81 600m	1:00.24 [5] (0:12.11)	0:48.13 [5] (0:11.96)	0:36.17 [5] (0:11.81)	0:24.36 [4] (0:11.88)	0:12.48 [5] (0:12.48)	3.82L	0:36.17	+5
6	8 CLASSIC DEEL Andrew Mallyon	3	63.0 2200m	0:11.75 400m	1:00.09 [7] (0:12.17)	0:47.92 [7] (0:11.91)	0:36.01 [7] (0:11.87)	0:24.14 [6] (0:11.75)	0:12.39 [6] (0:12.39)	3.84L	0:36.01	+1
7	2 BAK DA MAN Taylor Marshall	2	63.1 Overall	0:11.74 400m	1:00.25 [6] (0:12.14)	0:48.11 [6] (0:11.94)	0:36.17 [6] (0:11.91)	0:24.26 [7] (0:11.74)	0:12.52 [7] (0:12.52)	4.75L	0:36.17	+6
8	12 SIR LEONIDAS Mark Du Plessis	11	64.5 Overall	0:11.81 2200m	1:01.36 [1] (0:12.23)	0:49.13 [1] (0:12.16)	0:36.97 [1] (0:12.03)	0:24.94 [1] (0:12.13)	0:12.81 [3] (0:12.81)	5.16L	0:36.97	+2
9	13 HELL FOLLOWS Georgina Cartwright	8	62.8 400m	0:11.67 400m	0:59.67 [11] (0:11.94)	0:47.73 [11] (0:11.82)	0:35.91 [10] (0:11.90)	0:24.01 [11] (0:11.67)	0:12.34 [9] (0:12.34)	5.9L	0:35.91	+10
10	11 TORQUE LEICA STAR Kyle Wilson-Taylor	4	62.9 Overall	0:11.81 600m	1:00.76 [9] (0:12.04)	0:48.72 [9] (0:11.85)	0:36.87 [9] (0:11.81)	0:25.06 [9] (0:12.01)	0:13.05 [10] (0:13.05)	10.12L	0:36.87	+5

Scratched: Delorme (#10), Mr French (#5)

Report Created: Sat 19 October 2024 12:38 GMT+1 (Note: Timing is based on position data)

Page 3/15

[] Ranking at each section and finish
 -:-:- No data available at this section
 NA No data available

SCN Saddle cloth number
 DNF Did not finish
 DNT Did not track

data processed by TRIPLES DATA



Eagle Farm QLD Professional

Race 2: Road to Magic Millions on Sale Now BM78 Handicap - 2400m

19 October 2024 - 12:13



BRISBANE
RACING CLUB

Track Rating: Good 4, Weather: Fine, Rail Position: +6m Entire

Section	1000m	800m	600m	400m	200m	Last 600m
Field Times	1:00.48 (0:12.23)	0:48.25 (0:12.16)	0:36.09 (0:12.03)	0:24.06 (0:11.97)	0:12.09 (0:12.09)	0:36.09

Rank	TAB	Horse/Jockey	Barrier	Top Speed [km/h]	Fastest Section	Margin	Distance Travelled [m]
11	4	COUP DE TONNERRE	6	61.6	0:12.10	14.13L	+6
		Cody Collis		Overall	2200m		
					1:02.69 [2]		
					(0:12.20)		
					0:50.49 [2]		
					(0:12.20)		
					0:38.29 [2]		
					(0:12.41)		
					0:25.88 [5]		
					(0:12.58)		
					0:13.30 [11]		
					(0:13.30)		

Scratched: Delorme (#10), Mr French (#5)

[] Ranking at each section and finish
 -:-:- No data available at this section
 NA No data available

SCN Saddle cloth number
 DNF Did not finish
 DNT Did not track



Horse/Jockey Name	Intuitu
Final Rank	1
Fastest Section Time (Section)	0:11.32 (400m)
Top Speed [km/h] (Section)	66.2 (400m)
Race State	Finished



Eagle Farm QLD Professional
Race 2: Road to Magic Millions on Sale Now BM78 Handicap - 2400m

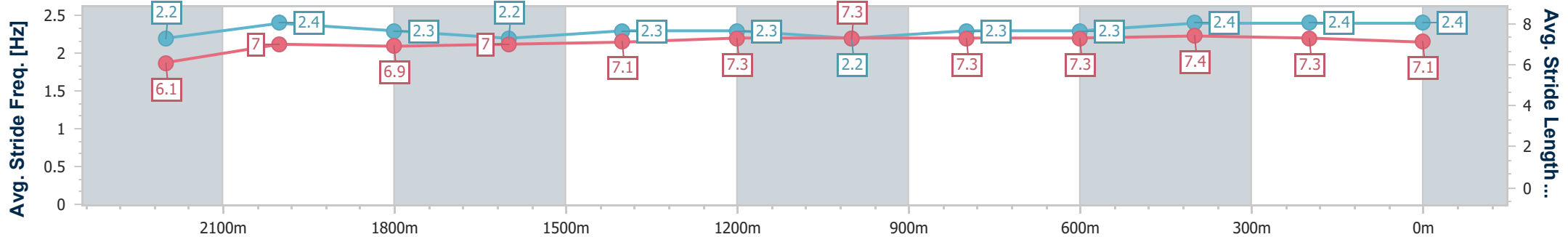
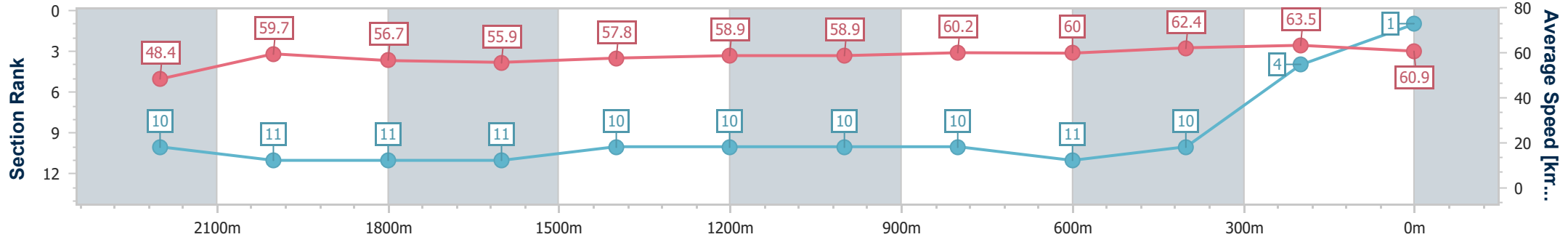
19 October 2024 - 12:13

Track Rating: Good 4, Weather: Fine, Rail Position: +6m Entire



BRISBANE RACING CLUB

Section	Overall	2200m	2000m	1800m	1600m	1400m	1200m	1000m	800m	600m	400m	200m
Section Times	2:28.45 [1] (0:14.86)	2:13.59 [10] (0:12.08)	2:01.51 [11] (0:12.78)	1:48.73 [11] (0:12.89)	1:35.84 [11] (0:12.52)	1:23.32 [10] (0:12.25)	1:11.07 [10] (0:12.25)	0:58.82 [10] (0:12.04)	0:46.78 [10] (0:11.99)	0:34.79 [11] (0:11.57)	0:23.22 [10] (0:11.32)	0:11.90 [4] (0:11.90)
Average Speed [km/h]	48.4	59.7	56.7	55.9	57.8	58.9	58.9	60.2	60.0	62.4	63.5	60.9
Top Speed [km/h]	60.5	61.8	57.5	57.2	58.8	60.2	59.7	61.2	61.3	64.4	66.2	61.6
Avg. Dist. to Rail [m]	5.4	1.0	0.6	0.6	0.9	0.9	1.8	1.3	0.9	0.5	1.6	2.6
Avg. Stride Freq. [Hz]	2.2	2.4	2.3	2.2	2.3	2.3	2.2	2.3	2.3	2.4	2.4	2.4
Avg. Stride Length [m]	6.1	7.0	6.9	7.0	7.1	7.3	7.3	7.3	7.3	7.4	7.3	7.1



- [] Ranking at each section and finish
- .-.- No data available at this section
- NA No data available



Horse/Jockey Name	Sir Lamorak
Final Rank	2
Fastest Section Time (Section)	0:11.80 (600m)
Top Speed [km/h] (Section)	63.9 (600m)
Race State	Finished



Eagle Farm QLD Professional
Race 2: Road to Magic Millions on Sale Now BM78 Handicap - 2400m

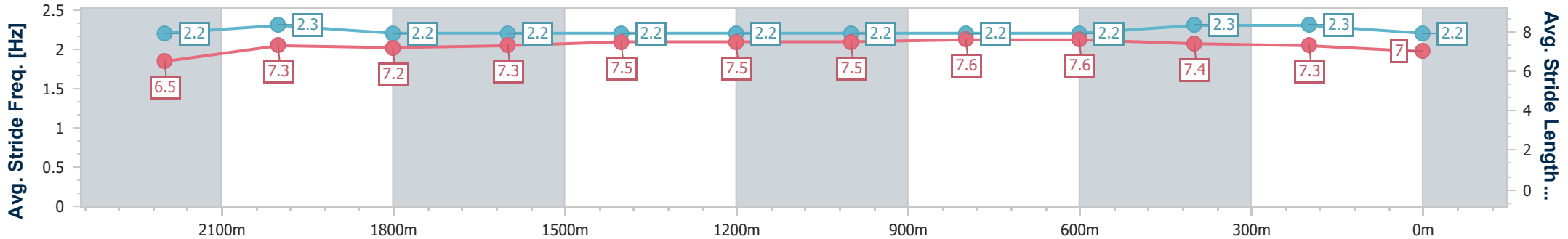
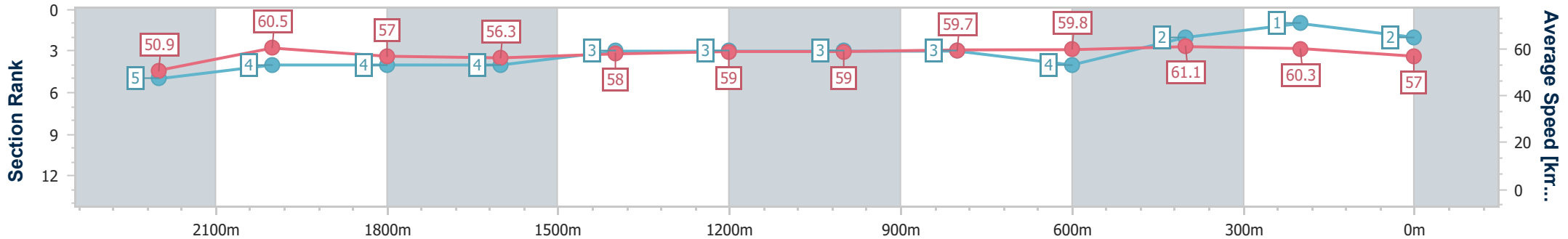


19 October 2024 - 12:13

BRISBANE RACING CLUB

Track Rating: Good 4, Weather: Fine, Rail Position: +6m Entire

Section	Overall	2200m	2000m	1800m	1600m	1400m	1200m	1000m	800m	600m	400m	200m
Section Times	2:29.05 [2] (0:14.21)	2:14.84 [5] (0:11.85)	2:02.99 [4] (0:12.59)	1:50.40 [4] (0:12.89)	1:37.51 [4] (0:12.47)	1:25.04 [3] (0:12.18)	1:12.86 [3] (0:12.22)	1:00.64 [3] (0:12.14)	0:48.50 [3] (0:12.07)	0:36.43 [4] (0:11.80)	0:24.63 [2] (0:11.94)	0:12.69 [1] (0:12.69)
Average Speed [km/h]	50.9	60.5	57.0	56.3	58.0	59.0	59.0	59.7	59.8	61.1	60.3	57.0
Top Speed [km/h]	62.6	62.8	57.6	57.0	60.0	60.1	59.4	60.4	60.1	63.9	63.1	57.6
Avg. Dist. to Rail [m]	0.5	2.1	1.0	1.6	1.1	1.0	1.4	1.2	0.4	1.0	2.7	0.7
Avg. Stride Freq. [Hz]	2.2	2.3	2.2	2.2	2.2	2.2	2.2	2.2	2.2	2.3	2.3	2.2
Avg. Stride Length [m]	6.5	7.3	7.2	7.3	7.5	7.5	7.5	7.6	7.6	7.4	7.3	7.0



- [] Ranking at each section and finish
- .-.- No data available at this section
- NA No data available



Horse/Jockey Name	Bedford Square
Final Rank	3
Fastest Section Time (Section)	0:11.77 (2200m)
Top Speed [km/h] (Section)	64.5 (2200m)
Race State	Finished



Eagle Farm QLD Professional
Race 2: Road to Magic Millions on Sale Now BM78 Handicap - 2400m

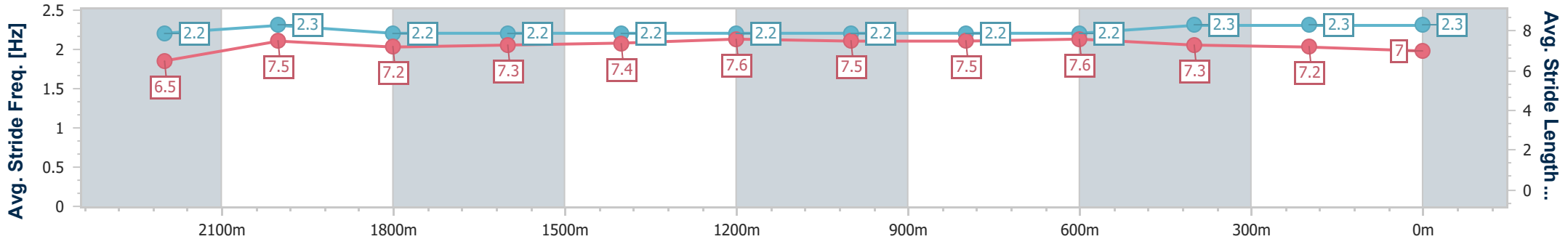
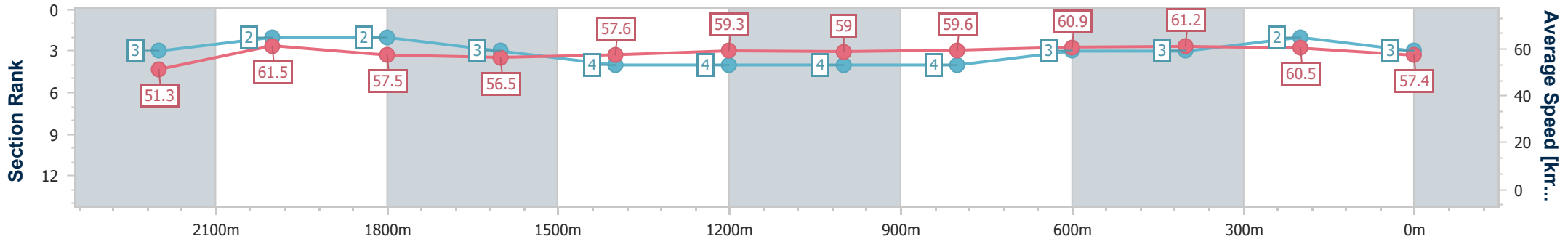
19 October 2024 - 12:13

Track Rating: Good 4, Weather: Fine, Rail Position: +6m Entire



BRISBANE RACING CLUB

Section	Overall	2200m	2000m	1800m	1600m	1400m	1200m	1000m	800m	600m	400m	200m
Section Times	2:29.07 [3] (0:14.07)	2:15.00 [3] (0:11.77)	2:03.23 [2] (0:12.67)	1:50.56 [2] (0:12.93)	1:37.63 [3] (0:12.63)	1:25.00 [4] (0:12.16)	1:12.84 [4] (0:12.22)	1:00.62 [4] (0:12.21)	0:48.41 [4] (0:11.93)	0:36.48 [3] (0:11.97)	0:24.51 [3] (0:11.90)	0:12.61 [2] (0:12.61)
Average Speed [km/h]	51.3	61.5	57.5	56.5	57.6	59.3	59.0	59.6	60.9	61.2	60.5	57.4
Top Speed [km/h]	63.5	64.5	58.8	57.6	59.1	60.1	60.3	60.2	61.4	62.1	62.1	59.3
Avg. Dist. to Rail [m]	4.9	1.9	2.8	2.7	3.0	2.2	1.8	2.0	1.9	3.4	4.2	3.8
Avg. Stride Freq. [Hz]	2.2	2.3	2.2	2.2	2.2	2.2	2.2	2.2	2.2	2.3	2.3	2.3
Avg. Stride Length [m]	6.5	7.5	7.2	7.3	7.4	7.6	7.5	7.5	7.6	7.3	7.2	7.0



- [] Ranking at each section and finish
- .-.- No data available at this section
- NA No data available



Horse/Jockey Name	Southern Stock
Final Rank	4
Fastest Section Time (Section)	0:11.77 (400m)
Top Speed [km/h] (Section)	62.5 (400m)
Race State	Finished



Eagle Farm QLD Professional
Race 2: Road to Magic Millions on Sale Now BM78 Handicap - 2400m

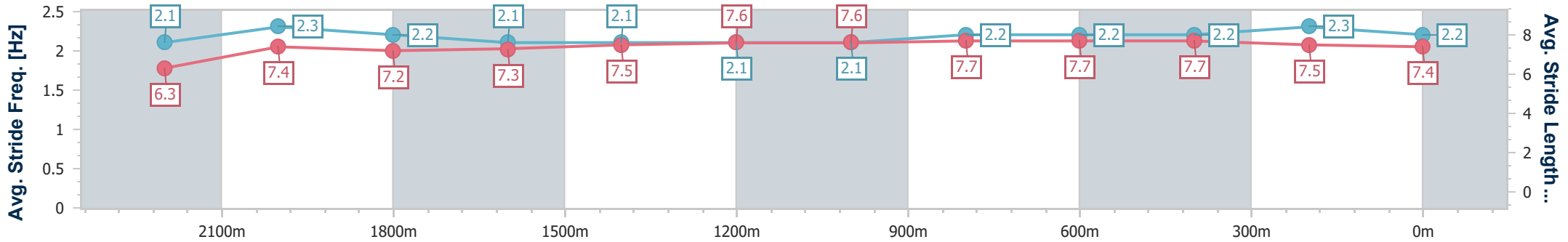
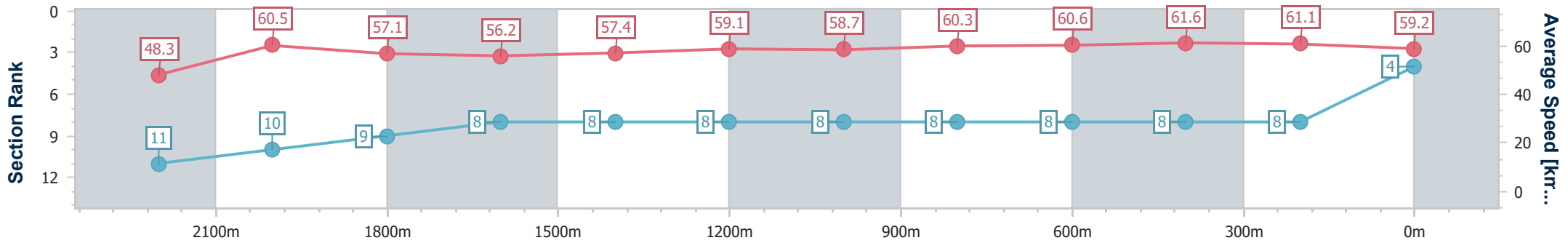


19 October 2024 - 12:13

BRISBANE RACING CLUB

Track Rating: Good 4, Weather: Fine, Rail Position: +6m Entire

Section	Overall	2200m	2000m	1800m	1600m	1400m	1200m	1000m	800m	600m	400m	200m
Section Times	2:29.09 [4] (0:14.89)	2:14.20 [11] (0:11.91)	2:02.29 [10] (0:12.50)	1:49.79 [9] (0:12.86)	1:36.93 [8] (0:12.62)	1:24.31 [8] (0:12.19)	1:12.12 [8] (0:12.27)	0:59.85 [8] (0:12.09)	0:47.76 [8] (0:11.96)	0:35.80 [8] (0:11.81)	0:23.99 [8] (0:11.77)	0:12.22 [8] (0:12.22)
Average Speed [km/h]	48.3	60.5	57.1	56.2	57.4	59.1	58.7	60.3	60.6	61.6	61.1	59.2
Top Speed [km/h]	60.7	61.7	57.9	57.0	58.0	60.2	59.3	60.7	61.4	62.4	62.5	59.8
Avg. Dist. to Rail [m]	2.5	1.5	1.1	0.6	1.7	2.0	2.4	2.1	2.2	1.7	1.5	1.4
Avg. Stride Freq. [Hz]	2.1	2.3	2.2	2.1	2.1	2.1	2.1	2.2	2.2	2.2	2.3	2.2
Avg. Stride Length [m]	6.3	7.4	7.2	7.3	7.5	7.6	7.6	7.7	7.7	7.7	7.5	7.4



- [] Ranking at each section and finish
- .-.- No data available at this section
- NA No data available



Horse/Jockey Name	Hector De Maris
Final Rank	5
Fastest Section Time (Section)	0:11.81 (600m)
Top Speed [km/h] (Section)	62.8 (Overall)
Race State	Finished



Eagle Farm QLD Professional
Race 2: Road to Magic Millions on Sale Now BM78 Handicap - 2400m

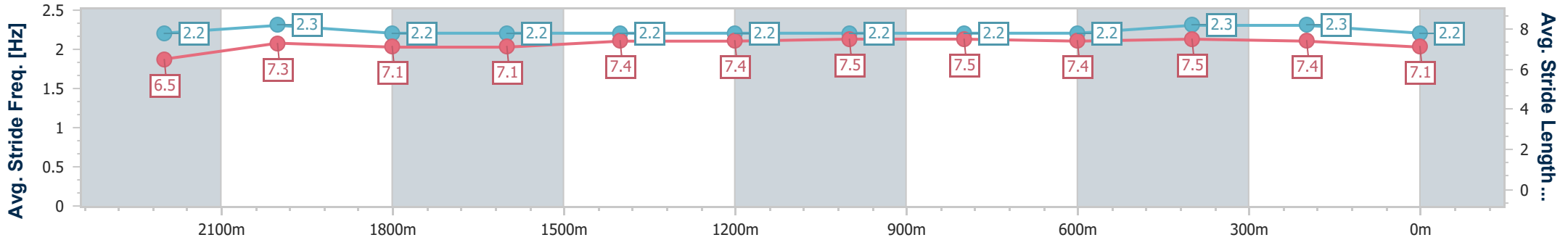
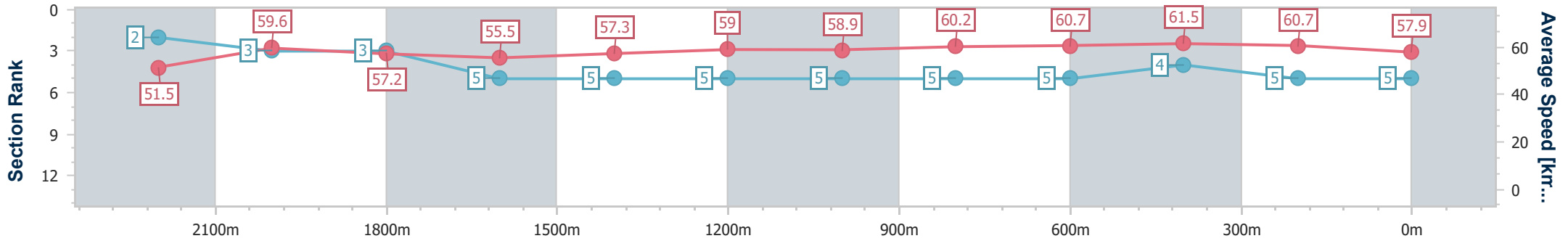


19 October 2024 - 12:13

BRISBANE RACING CLUB

Track Rating: Good 4, Weather: Fine, Rail Position: +6m Entire

Section	Overall	2200m	2000m	1800m	1600m	1400m	1200m	1000m	800m	600m	400m	200m
Section Times	2:29.10 [5] (0:13.95)	2:15.15 [2] (0:12.07)	2:03.08 [3] (0:12.60)	1:50.48 [3] (0:13.08)	1:37.40 [5] (0:12.69)	1:24.71 [5] (0:12.22)	1:12.49 [5] (0:12.25)	1:00.24 [5] (0:12.11)	0:48.13 [5] (0:11.96)	0:36.17 [5] (0:11.81)	0:24.36 [4] (0:11.88)	0:12.48 [5] (0:12.48)
Average Speed [km/h]	51.5	59.6	57.2	55.5	57.3	59.0	58.9	60.2	60.7	61.5	60.7	57.9
Top Speed [km/h]	62.8	62.0	58.0	56.5	59.1	60.1	59.2	61.9	61.7	61.9	61.9	59.3
Avg. Dist. to Rail [m]	6.8	1.4	0.5	1.3	2.5	2.5	2.7	2.5	1.9	2.1	4.0	6.3
Avg. Stride Freq. [Hz]	2.2	2.3	2.2	2.2	2.2	2.2	2.2	2.2	2.2	2.3	2.3	2.2
Avg. Stride Length [m]	6.5	7.3	7.1	7.1	7.4	7.4	7.5	7.5	7.4	7.5	7.4	7.1



- [] Ranking at each section and finish
- .-.- No data available at this section
- NA No data available



Horse/Jockey Name	Classic Deel
Final Rank	6
Fastest Section Time (Section)	0:11.75 (400m)
Top Speed [km/h] (Section)	63.0 (2200m)
Race State	Finished



Eagle Farm QLD Professional
Race 2: Road to Magic Millions on Sale Now BM78 Handicap - 2400m

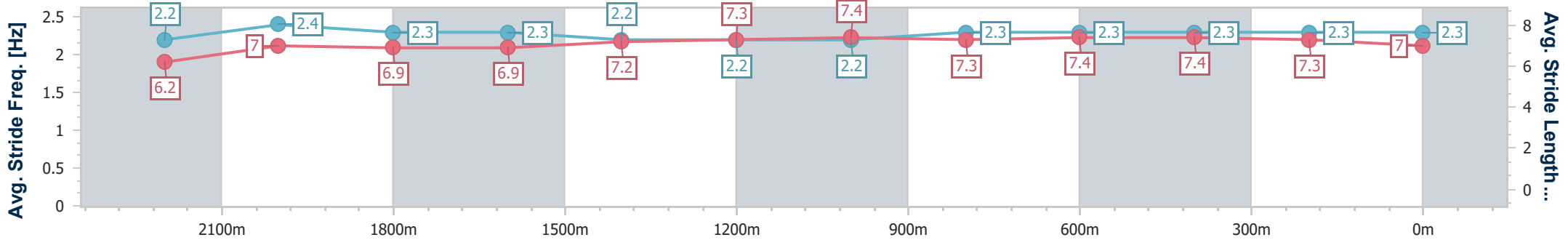
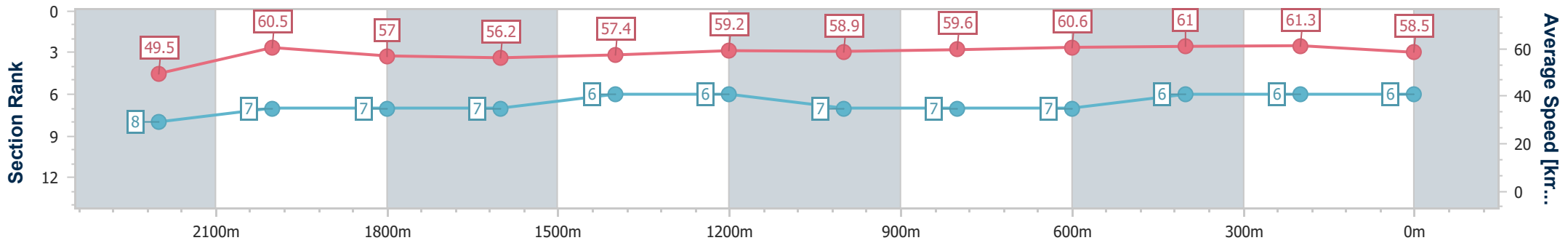


19 October 2024 - 12:13

BRISBANE RACING CLUB

Track Rating: Good 4, Weather: Fine, Rail Position: +6m Entire

Section	Overall	2200m	2000m	1800m	1600m	1400m	1200m	1000m	800m	600m	400m	200m
Section Times	2:29.11 [6] (0:14.55)	2:14.56 [8] (0:11.90)	2:02.66 [7] (0:12.64)	1:50.02 [7] (0:12.86)	1:37.16 [7] (0:12.63)	1:24.53 [6] (0:12.19)	1:12.34 [6] (0:12.25)	1:00.09 [7] (0:12.17)	0:47.92 [7] (0:11.91)	0:36.01 [7] (0:11.87)	0:24.14 [6] (0:11.75)	0:12.39 [6] (0:12.39)
Average Speed [km/h]	49.5	60.5	57.0	56.2	57.4	59.2	58.9	59.6	60.6	61.0	61.3	58.5
Top Speed [km/h]	63.0	63.0	57.8	57.5	58.1	59.8	59.4	60.3	61.5	61.5	62.6	59.8
Avg. Dist. to Rail [m]	1.1	0.1	0.7	1.1	1.6	1.7	2.3	1.8	0.7	0.5	2.4	3.8
Avg. Stride Freq. [Hz]	2.2	2.4	2.3	2.3	2.2	2.2	2.2	2.3	2.3	2.3	2.3	2.3
Avg. Stride Length [m]	6.2	7.0	6.9	6.9	7.2	7.3	7.4	7.3	7.4	7.4	7.3	7.0



- [] Ranking at each section and finish
- .-.- No data available at this section
- NA No data available



Horse/Jockey Name	Bak Da Man
Final Rank	7
Fastest Section Time (Section)	0:11.74 (400m)
Top Speed [km/h] (Section)	63.1 (Overall)
Race State	Finished



Eagle Farm QLD Professional
Race 2: Road to Magic Millions on Sale Now BM78 Handicap - 2400m

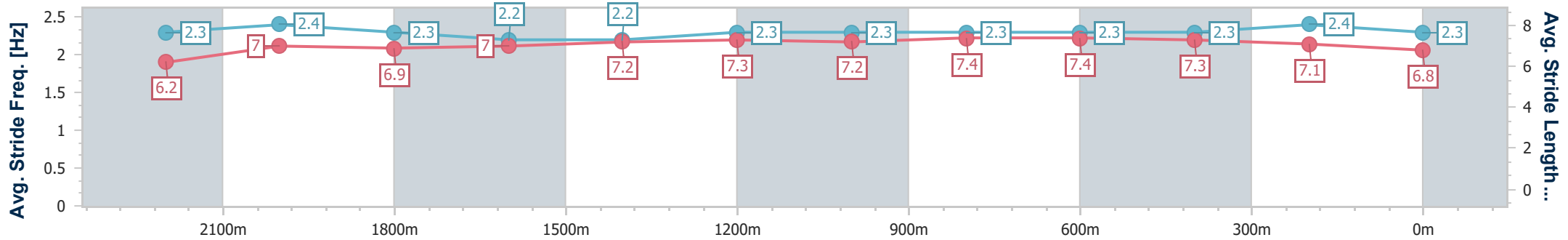
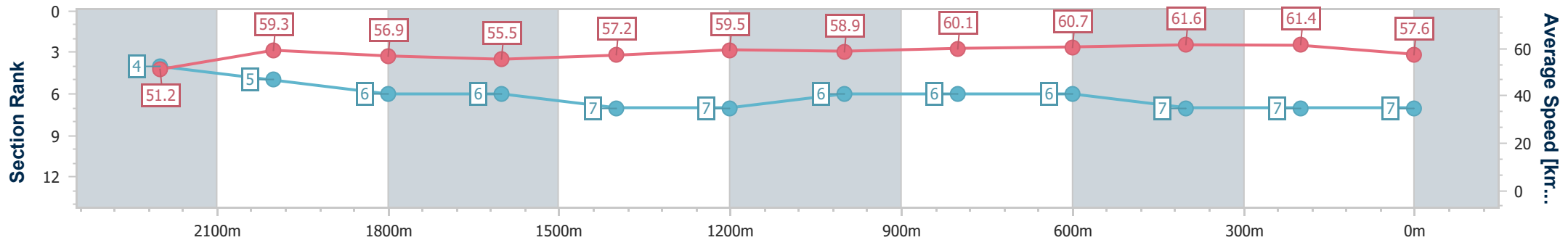


19 October 2024 - 12:13

BRISBANE RACING CLUB

Track Rating: Good 4, Weather: Fine, Rail Position: +6m Entire

Section	Overall	2200m	2000m	1800m	1600m	1400m	1200m	1000m	800m	600m	400m	200m
Section Times	2:29.26 [7] (0:14.08)	2:15.18 [4] (0:12.13)	2:03.05 [5] (0:12.65)	1:50.40 [6] (0:13.04)	1:37.36 [6] (0:12.75)	1:24.61 [7] (0:12.14)	1:12.47 [7] (0:12.22)	1:00.25 [6] (0:12.14)	0:48.11 [6] (0:11.94)	0:36.17 [6] (0:11.91)	0:24.26 [7] (0:11.74)	0:12.52 [7] (0:12.52)
Average Speed [km/h]	51.2	59.3	56.9	55.5	57.2	59.5	58.9	60.1	60.7	61.6	61.4	57.6
Top Speed [km/h]	63.1	62.3	57.9	56.5	57.7	60.6	59.7	61.7	61.9	62.4	62.0	59.7
Avg. Dist. to Rail [m]	0.7	0.3	0.4	1.1	2.7	2.9	3.1	2.8	1.8	3.4	7.9	9.0
Avg. Stride Freq. [Hz]	2.3	2.4	2.3	2.2	2.2	2.3	2.3	2.3	2.3	2.3	2.4	2.3
Avg. Stride Length [m]	6.2	7.0	6.9	7.0	7.2	7.3	7.2	7.4	7.4	7.3	7.1	6.8



- [] Ranking at each section and finish
- .-.- No data available at this section
- NA No data available



Horse/Jockey Name	Sir Leonidas
Final Rank	8
Fastest Section Time (Section)	0:11.81 (2200m)
Top Speed [km/h] (Section)	64.5 (Overall)
Race State	Finished



Eagle Farm QLD Professional
Race 2: Road to Magic Millions on Sale Now BM78 Handicap - 2400m

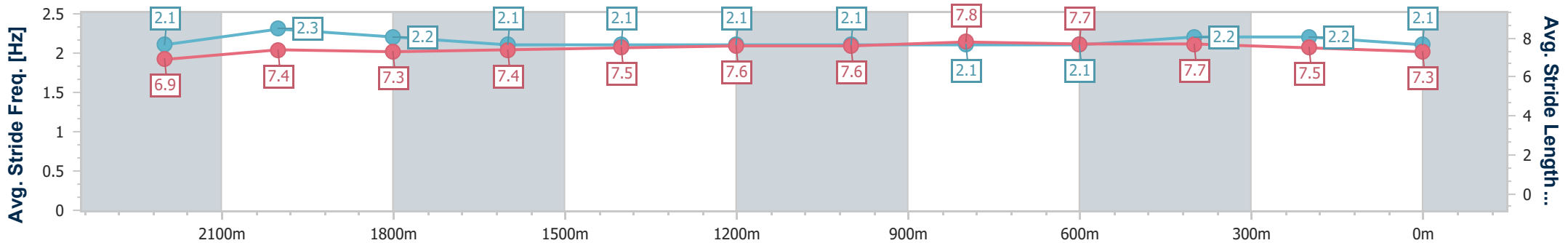
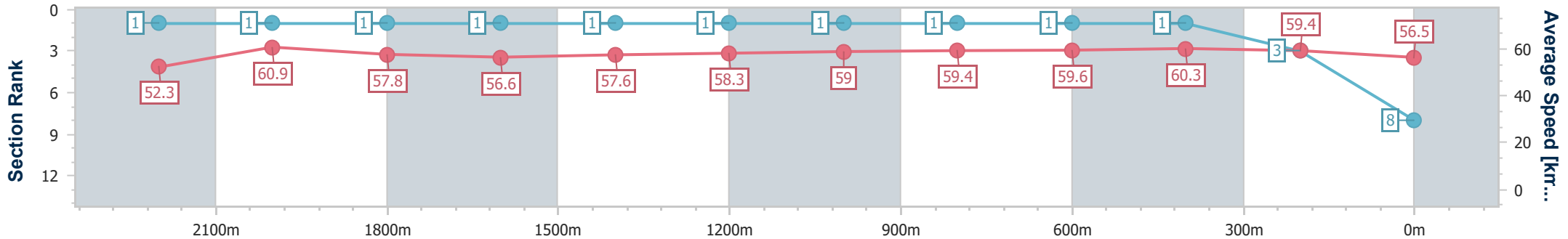
19 October 2024 - 12:13

Track Rating: Good 4, Weather: Fine, Rail Position: +6m Entire



BRISBANE RACING CLUB

Section	Overall	2200m	2000m	1800m	1600m	1400m	1200m	1000m	800m	600m	400m	200m
Section Times	2:29.33 [8] (0:13.81)	2:15.52 [1] (0:11.81)	2:03.71 [1] (0:12.49)	1:51.22 [1] (0:12.74)	1:38.48 [1] (0:12.55)	1:25.93 [1] (0:12.37)	1:13.56 [1] (0:12.20)	1:01.36 [1] (0:12.23)	0:49.13 [1] (0:12.16)	0:36.97 [1] (0:12.03)	0:24.94 [1] (0:12.13)	0:12.81 [3] (0:12.81)
Average Speed [km/h]	52.3	60.9	57.8	56.6	57.6	58.3	59.0	59.4	59.6	60.3	59.4	56.5
Top Speed [km/h]	64.5	63.7	58.9	57.0	58.4	59.1	59.7	59.6	60.4	61.0	60.4	58.9
Avg. Dist. to Rail [m]	7.8	2.3	0.4	0.6	1.4	1.8	1.8	1.6	1.4	1.2	0.7	0.3
Avg. Stride Freq. [Hz]	2.1	2.3	2.2	2.1	2.1	2.1	2.1	2.1	2.1	2.2	2.2	2.1
Avg. Stride Length [m]	6.9	7.4	7.3	7.4	7.5	7.6	7.6	7.8	7.7	7.7	7.5	7.3



- [] Ranking at each section and finish
- .-.- No data available at this section
- NA No data available



Horse/Jockey Name	Hell Follows
Final Rank	9
Fastest Section Time (Section)	0:11.67 (400m)
Top Speed [km/h] (Section)	62.8 (400m)
Race State	Finished



Eagle Farm QLD Professional
Race 2: Road to Magic Millions on Sale Now BM78 Handicap - 2400m

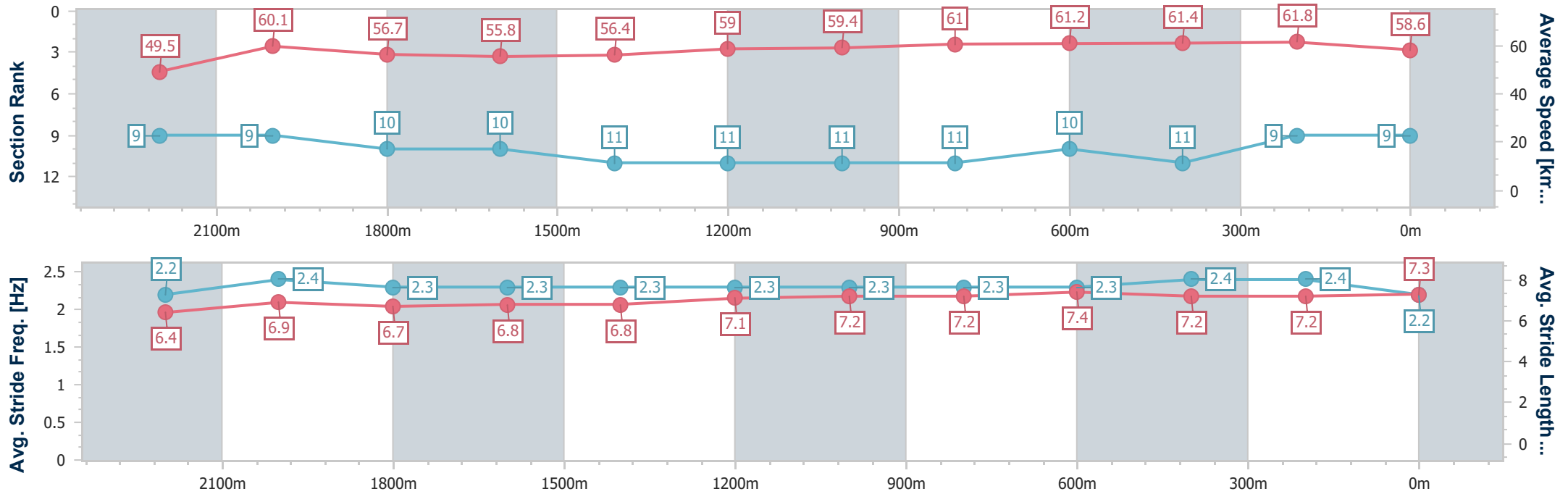


19 October 2024 - 12:13

BRISBANE RACING CLUB

Track Rating: Good 4, Weather: Fine, Rail Position: +6m Entire

Section	Overall	2200m	2000m	1800m	1600m	1400m	1200m	1000m	800m	600m	400m	200m
Section Times	2:29.46 [9] (0:14.58)	2:14.88 [9] (0:12.00)	2:02.88 [9] (0:12.80)	1:50.08 [10] (0:13.12)	1:36.96 [10] (0:12.90)	1:24.06 [11] (0:12.24)	1:11.82 [11] (0:12.15)	0:59.67 [11] (0:11.94)	0:47.73 [11] (0:11.82)	0:35.91 [10] (0:11.90)	0:24.01 [11] (0:11.67)	0:12.34 [9] (0:12.34)
Average Speed [km/h]	49.5	60.1	56.7	55.8	56.4	59.0	59.4	61.0	61.2	61.4	61.8	58.6
Top Speed [km/h]	62.0	62.0	57.7	57.7	58.1	61.3	60.4	61.7	62.4	62.3	62.8	61.4
Avg. Dist. to Rail [m]	4.5	1.2	1.5	3.0	3.3	2.7	2.6	2.0	1.7	3.0	5.8	5.4
Avg. Stride Freq. [Hz]	2.2	2.4	2.3	2.3	2.3	2.3	2.3	2.3	2.3	2.4	2.4	2.2
Avg. Stride Length [m]	6.4	6.9	6.7	6.8	6.8	7.1	7.2	7.2	7.4	7.2	7.2	7.3



- [] Ranking at each section and finish
- .-.- No data available at this section
- NA No data available



Horse/Jockey Name	Torque Leica Star
Final Rank	10
Fastest Section Time (Section)	0:11.81 (600m)
Top Speed [km/h] (Section)	62.9 (Overall)
Race State	Finished



Eagle Farm QLD Professional
Race 2: Road to Magic Millions on Sale Now BM78 Handicap - 2400m

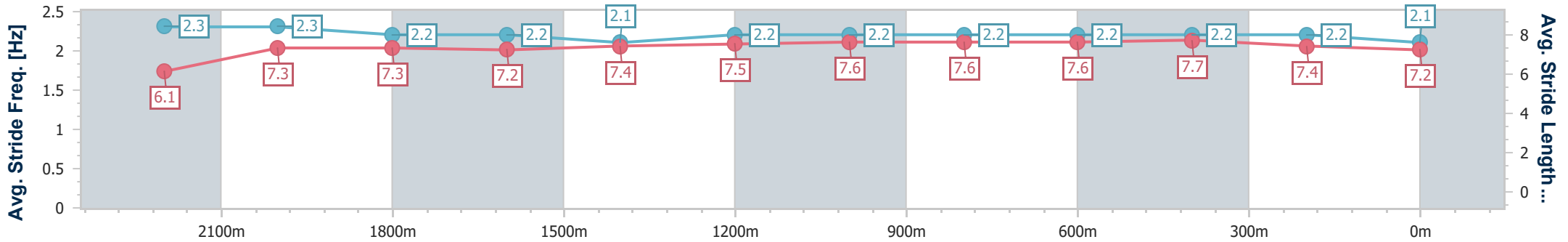
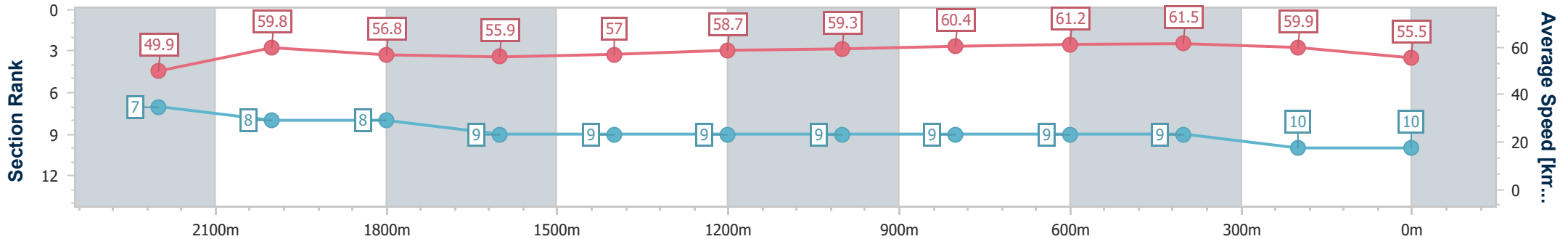


19 October 2024 - 12:13

BRISBANE RACING CLUB

Track Rating: Good 4, Weather: Fine, Rail Position: +6m Entire

Section	Overall	2200m	2000m	1800m	1600m	1400m	1200m	1000m	800m	600m	400m	200m
Section Times	2:30.17 [10] (0:14.46)	2:15.71 [7] (0:12.02)	2:03.69 [8] (0:12.73)	1:50.96 [8] (0:12.99)	1:37.97 [9] (0:12.74)	1:25.23 [9] (0:12.29)	1:12.94 [9] (0:12.18)	1:00.76 [9] (0:12.04)	0:48.72 [9] (0:11.85)	0:36.87 [9] (0:11.81)	0:25.06 [9] (0:12.01)	0:13.05 [10] (0:13.05)
Average Speed [km/h]	49.9	59.8	56.8	55.9	57.0	58.7	59.3	60.4	61.2	61.5	59.9	55.5
Top Speed [km/h]	62.9	62.2	57.6	56.8	58.0	60.0	59.7	61.6	62.0	62.1	61.7	59.1
Avg. Dist. to Rail [m]	2.5	0.3	0.6	1.8	2.6	2.6	2.8	2.2	1.4	1.6	3.0	1.8
Avg. Stride Freq. [Hz]	2.3	2.3	2.2	2.2	2.1	2.2	2.2	2.2	2.2	2.2	2.2	2.1
Avg. Stride Length [m]	6.1	7.3	7.3	7.2	7.4	7.5	7.6	7.6	7.6	7.7	7.4	7.2



- [] Ranking at each section and finish
- .-.- No data available at this section
- NA No data available



Horse/Jockey Name	Coup De Tonnerre
Final Rank	11
Fastest Section Time (Section)	0:12.10 (2200m)
Top Speed [km/h] (Section)	61.6 (Overall)
Race State	Finished



Eagle Farm QLD Professional
Race 2: Road to Magic Millions on Sale Now BM78 Handicap - 2400m

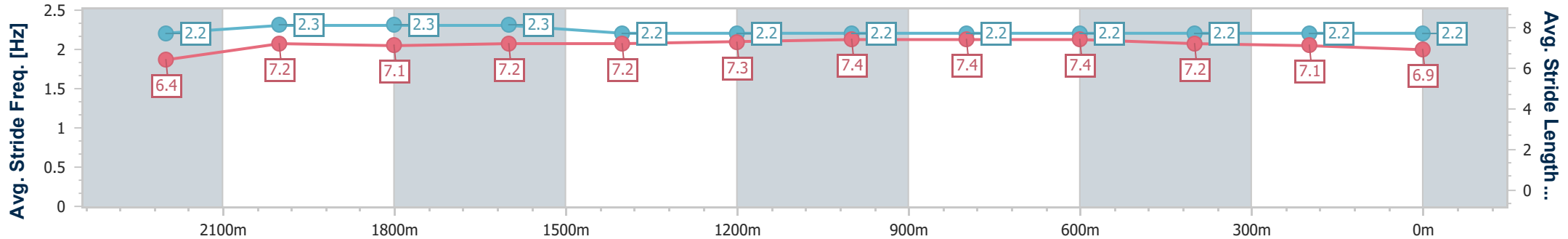
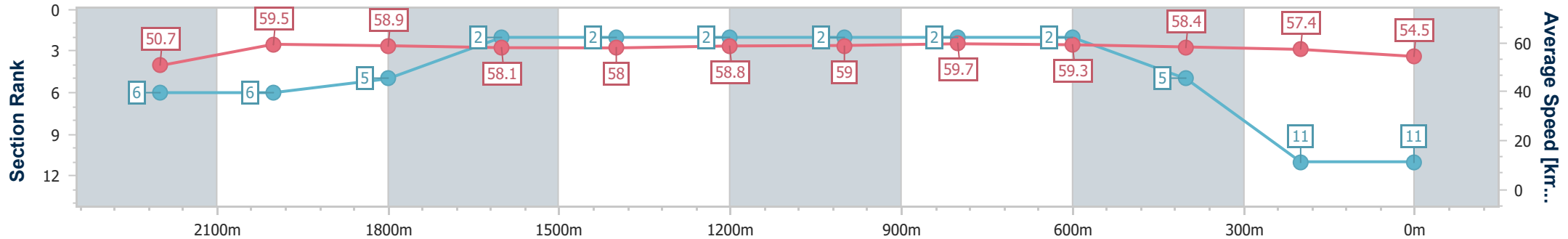


19 October 2024 - 12:13

BRISBANE RACING CLUB

Track Rating: Good 4, Weather: Fine, Rail Position: +6m Entire

Section	Overall	2200m	2000m	1800m	1600m	1400m	1200m	1000m	800m	600m	400m	200m
Section Times	2:30.85 [11] (0:14.22)	2:16.63 [6] (0:12.10)	2:04.53 [6] (0:12.34)	1:52.19 [5] (0:12.52)	1:39.67 [2] (0:12.44)	1:27.23 [2] (0:12.27)	1:14.96 [2] (0:12.27)	1:02.69 [2] (0:12.20)	0:50.49 [2] (0:12.20)	0:38.29 [2] (0:12.41)	0:25.88 [5] (0:12.58)	0:13.30 [11] (0:13.30)
Average Speed [km/h]	50.7	59.5	58.9	58.1	58.0	58.8	59.0	59.7	59.3	58.4	57.4	54.5
Top Speed [km/h]	61.6	61.1	59.8	59.0	58.8	59.1	59.2	60.5	60.0	59.7	59.3	55.4
Avg. Dist. to Rail [m]	3.2	0.4	1.7	1.8	1.3	1.1	2.2	2.3	1.4	1.8	2.8	2.9
Avg. Stride Freq. [Hz]	2.2	2.3	2.3	2.3	2.2	2.2	2.2	2.2	2.2	2.2	2.2	2.2
Avg. Stride Length [m]	6.4	7.2	7.1	7.2	7.2	7.3	7.4	7.4	7.4	7.2	7.1	6.9



- [] Ranking at each section and finish
- .-.- No data available at this section
- NA No data available



Eagle Farm QLD Professional

Race 3: XXXX No Metro Wins Handicap - 1400m

19 October 2024 - 12:49



BRISBANE
RACING CLUB

Track Rating: Good 4, Weather: Fine, Rail Position: +6m Entire

Section																
Field Times		Overall	1200m	1000m	800m	600m	400m	Last 600m								
		1:21.80 (0:13.66)	1:08.14 (0:10.55)	0:57.59 (0:11.02)	0:46.57 (0:11.44)	0:35.13 (0:11.56)	0:23.57 (0:11.54)	0:35.13								
Rank	TAB	Horse/Jockey	Barrier	Top Speed [km/h]	Fastest Section											
						Distance Travelled [m]										
1	4	BULLION BOY James Orman	1	66.6 600m	0:10.97 400m	1:21.80 [1] (0:14.02)	1:07.78 [4] (0:11.01)	0:56.77 [4] (0:11.25)	0:45.52 [4] (0:11.41)	0:34.11 [4] (0:11.21)	0:22.90 [4] (0:10.97)	0:34.11				
2	16	DROP THE MIC Georgina Cartwright	7	68.4 1200m	0:10.79 1200m	1:21.87 [2] (0:13.66)	1:08.21 [1] (0:10.79)	0:57.42 [2] (0:11.15)	0:46.27 [3] (0:11.38)	0:34.89 [3] (0:11.53)	0:23.36 [2] (0:11.26)	0:34.89 +5				
3	8	AMERICAN PHIREBALL Noel Callow	6	66.5 400m	0:10.98 400m	1:22.33 [3] (0:14.59)	1:07.74 [11] (0:11.48)	0:56.26 [11] (0:11.31)	0:44.95 [10] (0:11.16)	0:33.79 [9] (0:11.12)	0:22.67 [9] (0:10.98)	0:33.79 -3				
4	6	STRIPPED BACK Martin Harley	2	66.7 400m	0:11.03 1000m	1:22.36 [4] (0:14.26)	1:08.10 [7] (0:11.17)	0:56.93 [6] (0:11.03)	0:45.90 [5] (0:11.39)	0:34.51 [5] (0:11.35)	0:23.16 [5] (0:11.20)	0:34.51 -6				
5	19	JEALOUS Kyle Wilson-Taylor	3	66.5 1000m	0:11.17 1000m	1:22.41 [5] (0:14.25)	1:08.16 [6] (0:11.33)	0:56.83 [7] (0:11.17)	0:45.66 [7] (0:11.32)	0:34.34 [7] (0:11.28)	0:23.06 [6] (0:11.23)	0:34.34 +5				
6	14	MR WANDJI Melea Castle	8	70.2 1200m	0:10.44 1200m	1:22.46 [6] (0:13.77)	1:08.69 [2] (0:10.44)	0:58.25 [1] (0:11.02)	0:47.23 [1] (0:11.44)	0:35.79 [1] (0:11.56)	0:24.23 [1] (0:11.55)	0:35.79 +4				
7	15	LUDOVISI Emily Lang	10	66.2 400m	0:11.08 400m	1:22.93 [7] (0:14.37)	1:08.56 [8] (0:11.31)	0:57.25 [8] (0:11.40)	0:45.85 [8] (0:11.31)	0:34.54 [8] (0:11.31)	0:23.23 [10] (0:11.08)	0:34.54 +5				
8	7	ZHUANG SHI Cody Collis	9	66.0 400m	0:11.04 600m	1:23.00 [8] (0:14.51)	1:08.49 [9] (0:11.47)	0:57.02 [9] (0:11.30)	0:45.72 [9] (0:11.33)	0:34.39 [10] (0:11.04)	0:23.35 [8] (0:11.17)	0:34.39 +0				
9	11	DAMO DAYZ Angela Jones	11	68.8 400m	0:11.11 400m	1:23.28 [9] (0:14.58)	1:08.70 [10] (0:11.45)	0:57.25 [10] (0:11.36)	0:45.89 [11] (0:11.25)	0:34.64 [11] (0:11.14)	0:23.50 [11] (0:11.11)	0:34.64 +8				
10	18	TIME TO TESTIFY Mark Du Plessis	4	66.2 1200m	0:11.12 1200m	1:23.30 [10] (0:14.12)	1:09.18 [5] (0:11.12)	0:58.06 [5] (0:11.26)	0:46.80 [6] (0:11.41)	0:35.39 [6] (0:11.45)	0:23.94 [7] (0:11.31)	0:35.39 +7				

Scratched: Duchess Bree (#21), Too Hard To Refuse (#10), End Assembly (#1), Kadall (#3), Depth Charge (#9), Schmoozer (#12), Miss Helmut (#22), Uncle Russ (#13), Letmeletgo (#2), Goldeeluck (#5), Whist

Report Created: Sat 19 October 2024 13:06 GMT+1 (Note: Timing is based on position data)

Page 1/15

[] Ranking at each section and finish
 -:-:- No data available at this section
 NA No data available

SCN Saddle cloth number
 DNF Did not finish
 DNT Did not track

data processed by TRIPLES DATA



Eagle Farm QLD Professional

Race 3: XXXX No Metro Wins Handicap - 1400m

19 October 2024 - 12:49



BRISBANE
RACING CLUB

Track Rating: Good 4, Weather: Fine, Rail Position: +6m Entire

Section	Overall	1200m	1000m	800m	600m	400m	Last 600m
Field Times	1:21.80 (0:13.66)	1:08.14 (0:10.55)	0:57.59 (0:11.02)	0:46.57 (0:11.44)	0:35.13 (0:11.56)	0:23.57 (0:11.54)	0:35.13

Rank	TAB	Horse/Jockey	Barrier	Top Speed [km/h]	Fastest Section	Overall	1200m	1000m	800m	600m	400m	Last 600m	Distance Travelled [m]
11	17	BAT PAD	5	69.3	0:10.68	1:24.07 [11]	1:10.27 [3]	0:59.59 [3]	0:48.62 [2]	0:37.23 [2]	0:25.46 [3]	0:37.23	-8
		Tahlia Fenlon		1200m	1200m	(0:13.80)	(0:10.68)	(0:10.97)	(0:11.39)	(0:11.77)	(0:12.13)		

Scratched: Duchess Bree (#21), Too Hard To Refuse (#10), End Assembly (#1), Kadall (#3), Depth Charge (#9), Schmoozzer (#12), Miss Helmut (#22), Uncle Russ (#13), Letmeletgo (#2), Goldeeluck (#5), Whist

[] Ranking at each section and finish
 -:-:- No data available at this section
 NA No data available

SCN Saddle cloth number
 DNF Did not finish
 DNT Did not track



Eagle Farm QLD Professional

Race 3: XXXX No Metro Wins Handicap - 1400m

19 October 2024 - 12:49



BRISBANE
RACING CLUB

Track Rating: Good 4, Weather: Fine, Rail Position: +6m Entire

Section				200m				Last 600m	
Field Times				0:12.03 (0:12.03)				0:35.13	
Rank	TAB	Horse/Jockey	Barrier	Top Speed [km/h]	Fastest Section	Margin			Distance Travelled [m]
1	4	BULLION BOY James Orman	1	66.6 600m	0:10.97 400m	0:11.93 [3] (0:11.93)	1:21.80		0:34.11
2	16	DROP THE MIC Georgina Cartwright	7	68.4 1200m	0:10.79 1200m	0:12.10 [1] (0:12.10)	0.41L		0:34.89 +5
3	8	AMERICAN PHIREBALL Noel Callow	6	66.5 400m	0:10.98 400m	0:11.69 [6] (0:11.69)	3.09L		0:33.79 -3
4	6	STRIPPED BACK Martin Harley	2	66.7 400m	0:11.03 1000m	0:11.96 [4] (0:11.96)	3.26L		0:34.51 -6
5	19	JEALOUS Kyle Wilson-Taylor	3	66.5 1000m	0:11.17 1000m	0:11.83 [5] (0:11.83)	3.59L		0:34.34 +5
6	14	MR WANDJI Melea Castle	8	70.2 1200m	0:10.44 1200m	0:12.68 [2] (0:12.68)	3.86L		0:35.79 +4
7	15	LUDOVISI Emily Lang	10	66.2 400m	0:11.08 400m	0:12.15 [9] (0:12.15)	6.62L		0:34.54 +5
8	7	ZHUANG SHI Cody Collis	9	66.0 400m	0:11.04 600m	0:12.18 [10] (0:12.18)	7.03L		0:34.39 +0
9	11	DAMO DAYZ Angela Jones	11	68.8 400m	0:11.11 400m	0:12.39 [11] (0:12.39)	8.68L		0:34.64 +8
10	18	TIME TO TESTIFY Mark Du Plessis	4	66.2 1200m	0:11.12 1200m	0:12.63 [7] (0:12.63)	8.79L		0:35.39 +7

Scratched: Duchess Bree (#21), Too Hard To Refuse (#10), End Assembly (#1), Kadall (#3), Depth Charge (#9), Schmoozer (#12), Miss Helmut (#22), Uncle Russ (#13), Letmeletgo (#2), Goldeeluck (#5), Whist

Report Created: Sat 19 October 2024 13:06 GMT+1 (Note: Timing is based on position data)

Page 3/15

[] Ranking at each section and finish
 -:-:- No data available at this section
 NA No data available

SCN Saddle cloth number
 DNF Did not finish
 DNT Did not track

data processed by TRIPLES DATA



Eagle Farm QLD Professional
Race 3: XXXX No Metro Wins Handicap - 1400m
19 October 2024 - 12:49



BRISBANE
RACING CLUB

Track Rating: Good 4, Weather: Fine, Rail Position: +6m Entire

Section				200m				Last 600m	
Field Times				0:12.03 (0:12.03)				0:35.13	
Rank	TAB Horse/Jockey	Barrier	Top Speed [km/h]	Fastest Section	Margin				Distance Travelled [m]
11	17 BAT PAD	5	69.3	0:10.68	0:13.33 [8]	13.33L		0:37.23	-8
	Tahlia Fenlon		1200m	1200m	(0:13.33)				

Scratched: Duchess Bree (#21), Too Hard To Refuse (#10), End Assembly (#1), Kadall (#3), Depth Charge (#9), Schmoozer (#12), Miss Helmut (#22), Uncle Russ (#13), Letmeletgo (#2), Goldeeluck (#5), Whist

[] Ranking at each section and finish
 -:-:-:- No data available at this section
 NA No data available

SCN Saddle cloth number
 DNF Did not finish
 DNT Did not track



Horse/Jockey Name	Bullion Boy
Final Rank	1
Fastest Section Time (Section)	0:10.97 (400m)
Top Speed [km/h] (Section)	66.6 (600m)
Race State	Finished



Eagle Farm QLD Professional

Race 3: XXXX No Metro Wins Handicap - 1400m

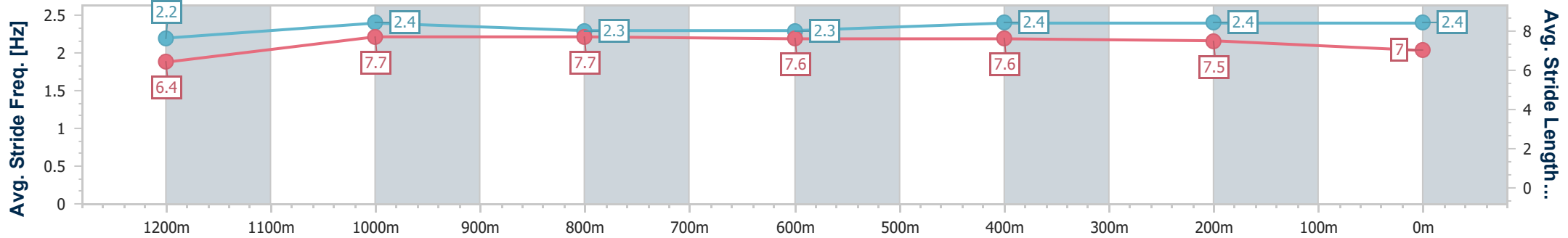
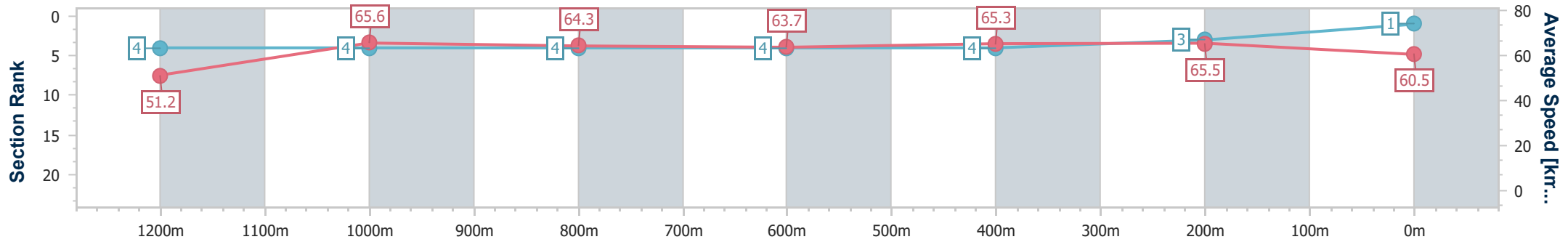
19 October 2024 - 12:49

Track Rating: Good 4, Weather: Fine, Rail Position: +6m Entire



BRISBANE RACING CLUB

Section	Overall	1200m	1000m	800m	600m	400m	200m
Section Times	1:21.80 [1] (0:14.02)	1:07.78 [4] (0:11.01)	0:56.77 [4] (0:11.25)	0:45.52 [4] (0:11.41)	0:34.11 [4] (0:11.21)	0:22.90 [4] (0:10.97)	0:11.93 [3] (0:11.93)
Average Speed [km/h]	51.2	65.6	64.3	63.7	65.3	65.5	60.5
Top Speed [km/h]	65.4	66.4	65.6	65.6	66.6	66.4	65.3
Avg. Dist. to Rail [m]	2.9	1.0	0.9	2.5	3.4	5.0	4.2
Avg. Stride Freq. [Hz]	2.2	2.4	2.3	2.3	2.4	2.4	2.4
Avg. Stride Length [m]	6.4	7.7	7.7	7.6	7.6	7.5	7.0



- [] Ranking at each section and finish
- .-.- No data available at this section
- NA No data available



Horse/Jockey Name	Drop The Mic
Final Rank	2
Fastest Section Time (Section)	0:10.79 (1200m)
Top Speed [km/h] (Section)	68.4 (1200m)
Race State	Finished



Eagle Farm QLD Professional

Race 3: XXXX No Metro Wins Handicap - 1400m

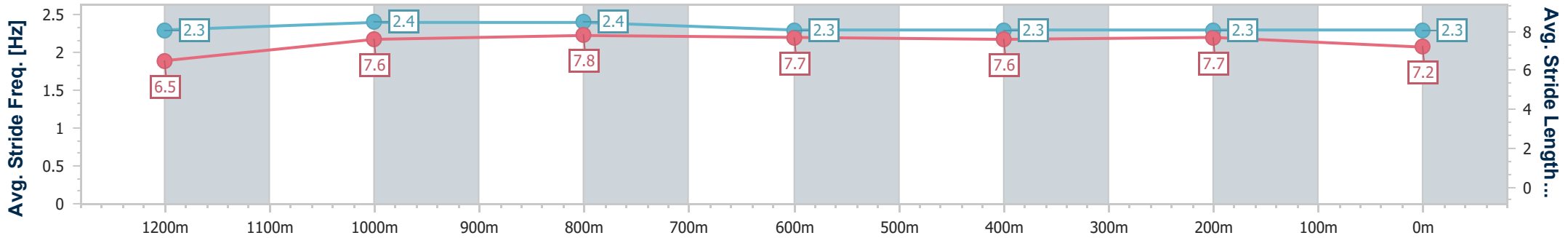
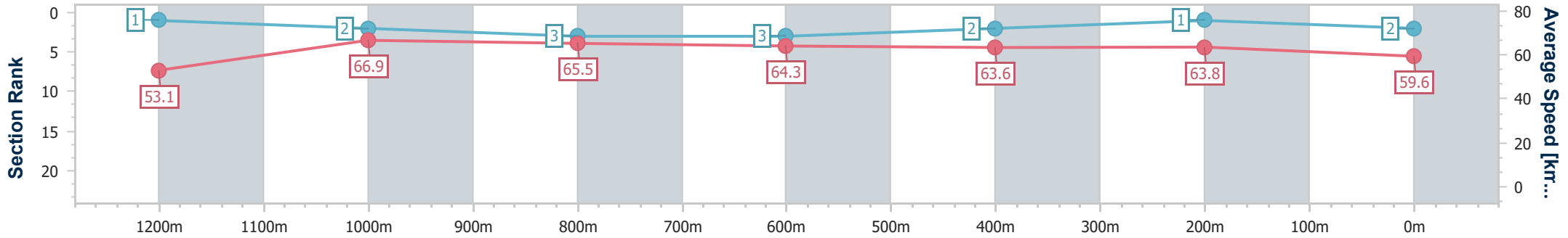
19 October 2024 - 12:49

Track Rating: Good 4, Weather: Fine, Rail Position: +6m Entire



BRISBANE RACING CLUB

Section	Overall	1200m	1000m	800m	600m	400m	200m
Section Times	1:21.87 [2] (0:13.66)	1:08.21 [1] (0:10.79)	0:57.42 [2] (0:11.15)	0:46.27 [3] (0:11.38)	0:34.89 [3] (0:11.53)	0:23.36 [2] (0:11.26)	0:12.10 [1] (0:12.10)
Average Speed [km/h]	53.1	66.9	65.5	64.3	63.6	63.8	59.6
Top Speed [km/h]	68.1	68.4	66.7	65.9	64.6	65.0	62.3
Avg. Dist. to Rail [m]	7.9	3.1	3.2	3.4	3.6	2.0	1.9
Avg. Stride Freq. [Hz]	2.3	2.4	2.4	2.3	2.3	2.3	2.3
Avg. Stride Length [m]	6.5	7.6	7.8	7.7	7.6	7.7	7.2



- [] Ranking at each section and finish
- .-.- No data available at this section
- NA No data available



Horse/Jockey Name	American Phireball
Final Rank	3
Fastest Section Time (Section)	0:10.98 (400m)
Top Speed [km/h] (Section)	66.5 (400m)
Race State	Finished



Eagle Farm QLD Professional

Race 3: XXXX No Metro Wins Handicap - 1400m

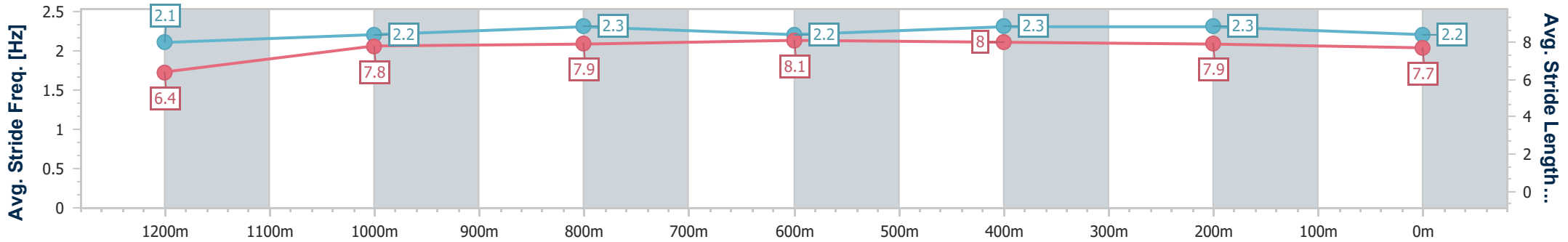
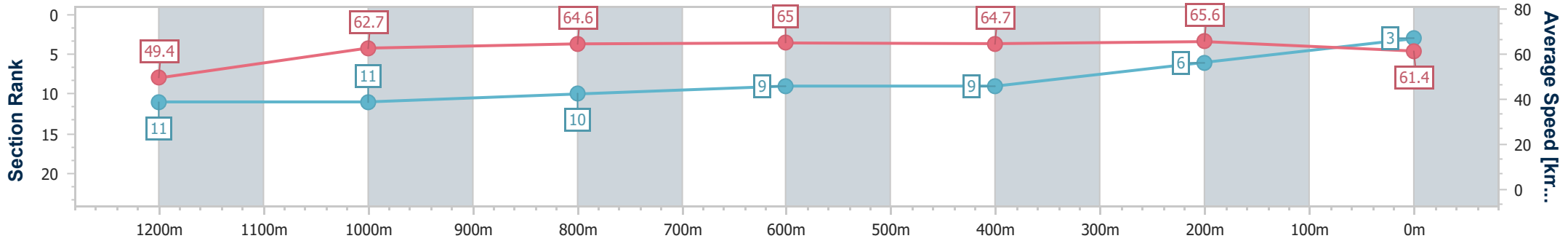
19 October 2024 - 12:49

Track Rating: Good 4, Weather: Fine, Rail Position: +6m Entire



BRISBANE RACING CLUB

Section	Overall	1200m	1000m	800m	600m	400m	200m
Section Times	1:22.33 [3] (0:14.59)	1:07.74 [11] (0:11.48)	0:56.26 [11] (0:11.31)	0:44.95 [10] (0:11.16)	0:33.79 [9] (0:11.12)	0:22.67 [9] (0:10.98)	0:11.69 [6] (0:11.69)
Average Speed [km/h]	49.4	62.7	64.6	65.0	64.7	65.6	61.4
Top Speed [km/h]	64.0	64.6	65.9	65.7	65.3	66.5	65.1
Avg. Dist. to Rail [m]	4.9	1.0	2.6	2.0	1.0	3.5	4.5
Avg. Stride Freq. [Hz]	2.1	2.2	2.3	2.2	2.3	2.3	2.2
Avg. Stride Length [m]	6.4	7.8	7.9	8.1	8.0	7.9	7.7



- [] Ranking at each section and finish
- .-.- No data available at this section
- NA No data available



Horse/Jockey Name	Stripped Back
Final Rank	4
Fastest Section Time (Section)	0:11.03 (1000m)
Top Speed [km/h] (Section)	66.7 (400m)
Race State	Finished



Eagle Farm QLD Professional

Race 3: XXXX No Metro Wins Handicap - 1400m

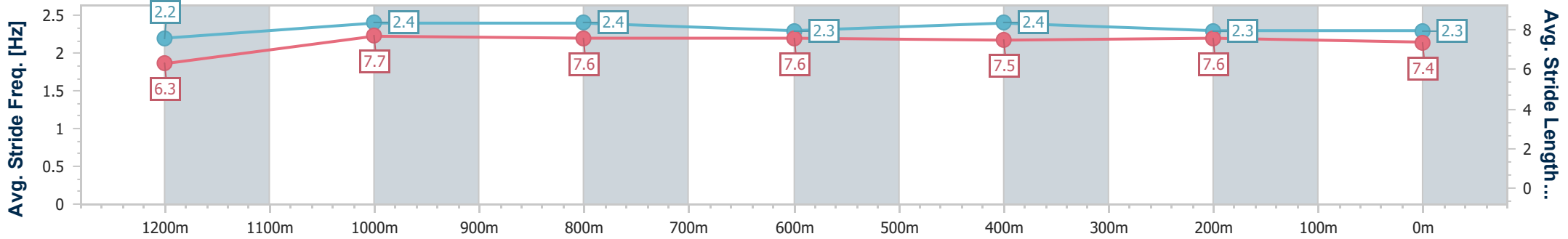
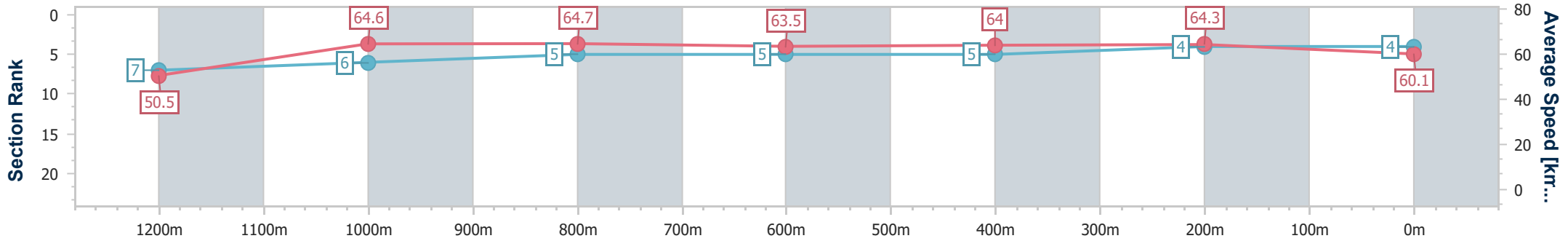
19 October 2024 - 12:49

Track Rating: Good 4, Weather: Fine, Rail Position: +6m Entire



BRISBANE RACING CLUB

Section	Overall	1200m	1000m	800m	600m	400m	200m
Section Times	1:22.36 [4] (0:14.26)	1:08.10 [7] (0:11.17)	0:56.93 [6] (0:11.03)	0:45.90 [5] (0:11.39)	0:34.51 [5] (0:11.35)	0:23.16 [5] (0:11.20)	0:11.96 [4] (0:11.96)
Average Speed [km/h]	50.5	64.6	64.7	63.5	64.0	64.3	60.1
Top Speed [km/h]	66.0	65.2	65.7	65.0	65.3	66.7	62.4
Avg. Dist. to Rail [m]	3.3	1.1	1.2	1.0	1.6	3.6	3.3
Avg. Stride Freq. [Hz]	2.2	2.4	2.4	2.3	2.4	2.3	2.3
Avg. Stride Length [m]	6.3	7.7	7.6	7.6	7.5	7.6	7.4



- [] Ranking at each section and finish
- .-.- No data available at this section
- NA No data available



Horse/Jockey Name	Jealous
Final Rank	5
Fastest Section Time (Section)	0:11.17 (1000m)
Top Speed [km/h] (Section)	66.5 (1000m)
Race State	Finished



Eagle Farm QLD Professional

Race 3: XXXX No Metro Wins Handicap - 1400m

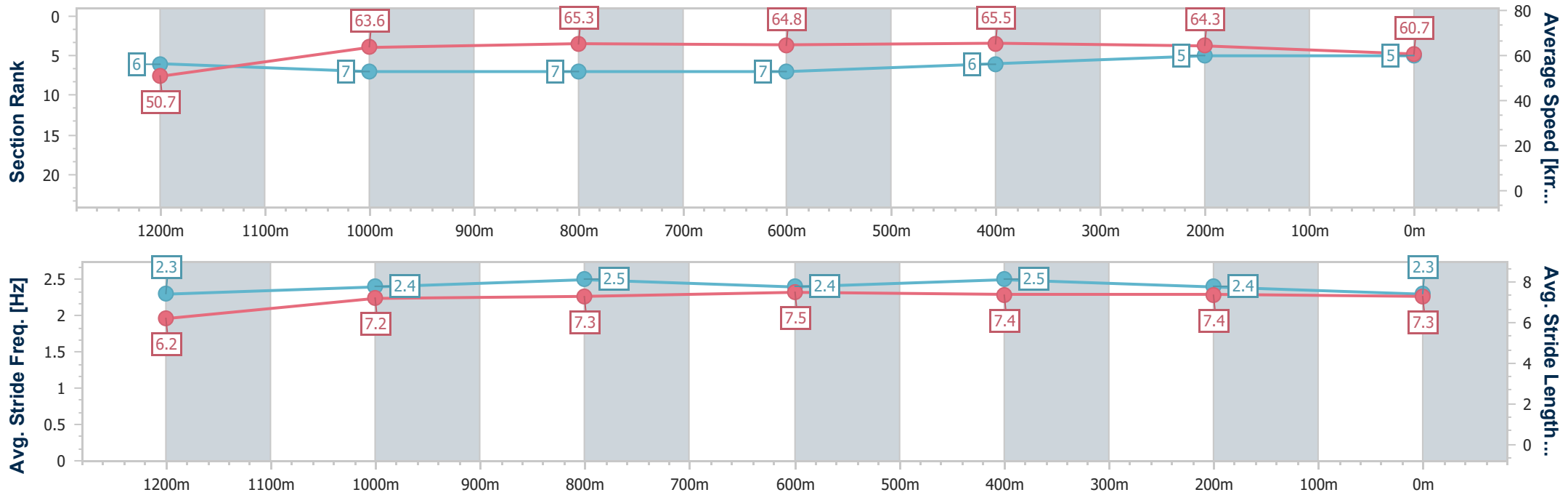
19 October 2024 - 12:49

Track Rating: Good 4, Weather: Fine, Rail Position: +6m Entire



BRISBANE RACING CLUB

Section	Overall	1200m	1000m	800m	600m	400m	200m
Section Times	1:22.41 [5] (0:14.25)	1:08.16 [6] (0:11.33)	0:56.83 [7] (0:11.17)	0:45.66 [7] (0:11.32)	0:34.34 [7] (0:11.28)	0:23.06 [6] (0:11.23)	0:11.83 [5] (0:11.83)
Average Speed [km/h]	50.7	63.6	65.3	64.8	65.5	64.3	60.7
Top Speed [km/h]	64.4	64.4	66.5	65.8	66.0	65.9	62.1
Avg. Dist. to Rail [m]	4.8	1.9	2.7	4.3	5.4	6.7	5.5
Avg. Stride Freq. [Hz]	2.3	2.4	2.5	2.4	2.5	2.4	2.3
Avg. Stride Length [m]	6.2	7.2	7.3	7.5	7.4	7.4	7.3



- [] Ranking at each section and finish
- .-.- No data available at this section
- NA No data available



Horse/Jockey Name	Mr Wandji
Final Rank	6
Fastest Section Time (Section)	0:10.44 (1200m)
Top Speed [km/h] (Section)	70.2 (1200m)
Race State	Finished



Eagle Farm QLD Professional

Race 3: XXXX No Metro Wins Handicap - 1400m

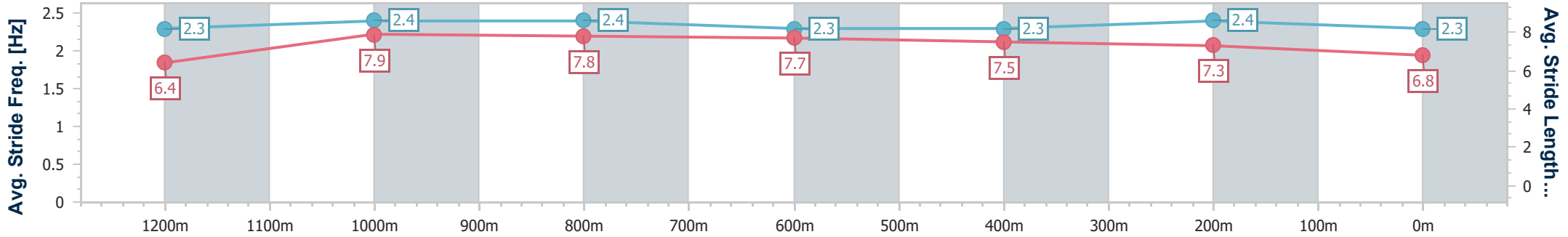
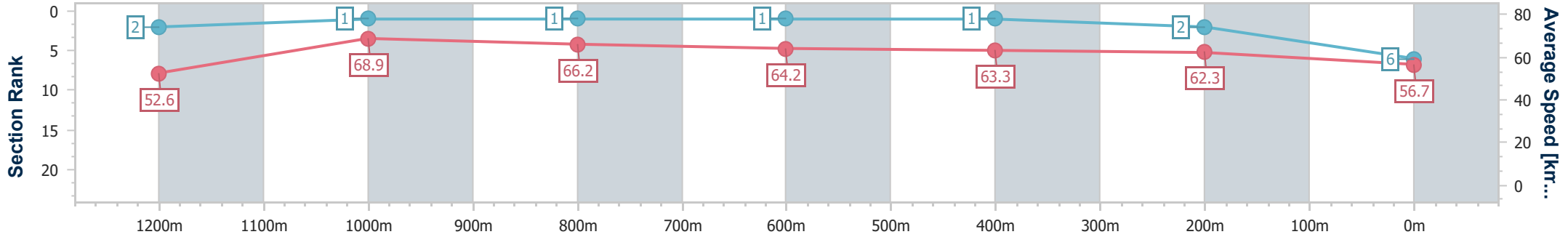
19 October 2024 - 12:49

Track Rating: Good 4, Weather: Fine, Rail Position: +6m Entire



BRISBANE RACING CLUB

Section	Overall	1200m	1000m	800m	600m	400m	200m
Section Times	1:22.46 [6] (0:13.77)	1:08.69 [2] (0:10.44)	0:58.25 [1] (0:11.02)	0:47.23 [1] (0:11.44)	0:35.79 [1] (0:11.56)	0:24.23 [1] (0:11.55)	0:12.68 [2] (0:12.68)
Average Speed [km/h]	52.6	68.9	66.2	64.2	63.3	62.3	56.7
Top Speed [km/h]	67.7	70.2	67.4	65.4	64.2	64.7	59.6
Avg. Dist. to Rail [m]	7.5	1.4	2.5	4.7	2.7	1.4	1.6
Avg. Stride Freq. [Hz]	2.3	2.4	2.4	2.3	2.3	2.4	2.3
Avg. Stride Length [m]	6.4	7.9	7.8	7.7	7.5	7.3	6.8



- [] Ranking at each section and finish
- .-.- No data available at this section
- NA No data available



Horse/Jockey Name	Ludovisi
Final Rank	7
Fastest Section Time (Section)	0:11.08 (400m)
Top Speed [km/h] (Section)	66.2 (400m)
Race State	Finished



Eagle Farm QLD Professional

Race 3: XXXX No Metro Wins Handicap - 1400m

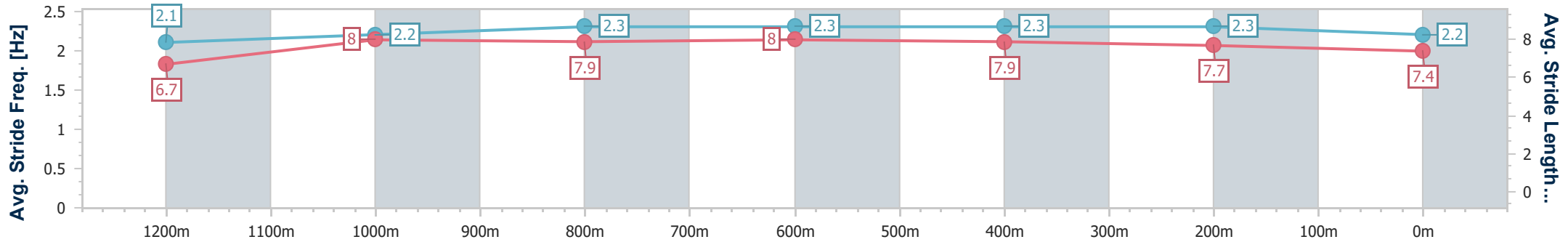
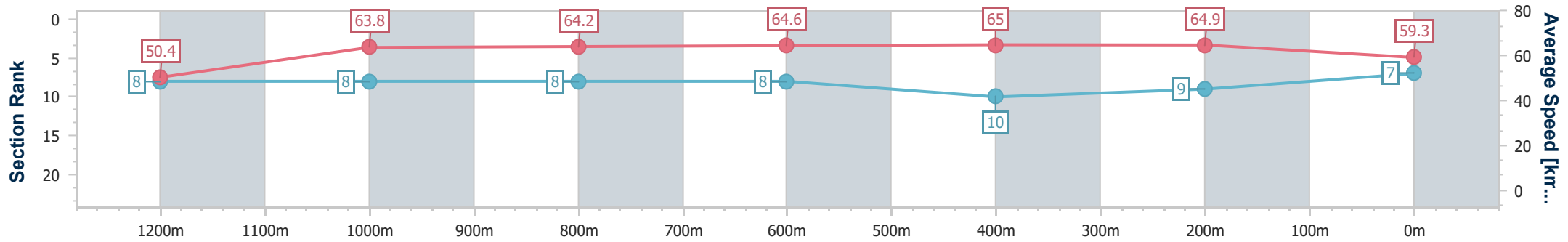
19 October 2024 - 12:49

Track Rating: Good 4, Weather: Fine, Rail Position: +6m Entire



BRISBANE RACING CLUB

Section	Overall	1200m	1000m	800m	600m	400m	200m
Section Times	1:22.93 [7] (0:14.37)	1:08.56 [8] (0:11.31)	0:57.25 [8] (0:11.40)	0:45.85 [8] (0:11.31)	0:34.54 [8] (0:11.31)	0:23.23 [10] (0:11.08)	0:12.15 [9] (0:12.15)
Average Speed [km/h]	50.4	63.8	64.2	64.6	65.0	64.9	59.3
Top Speed [km/h]	63.3	65.5	65.5	65.4	65.3	66.2	62.7
Avg. Dist. to Rail [m]	8.4	2.4	3.7	3.9	3.3	8.1	8.6
Avg. Stride Freq. [Hz]	2.1	2.2	2.3	2.3	2.3	2.3	2.2
Avg. Stride Length [m]	6.7	8.0	7.9	8.0	7.9	7.7	7.4



- [] Ranking at each section and finish
- .-.- No data available at this section
- NA No data available



Horse/Jockey Name	Zhuang Shi
Final Rank	8
Fastest Section Time (Section)	0:11.04 (600m)
Top Speed [km/h] (Section)	66.0 (400m)
Race State	Finished



Eagle Farm QLD Professional

Race 3: XXXX No Metro Wins Handicap - 1400m

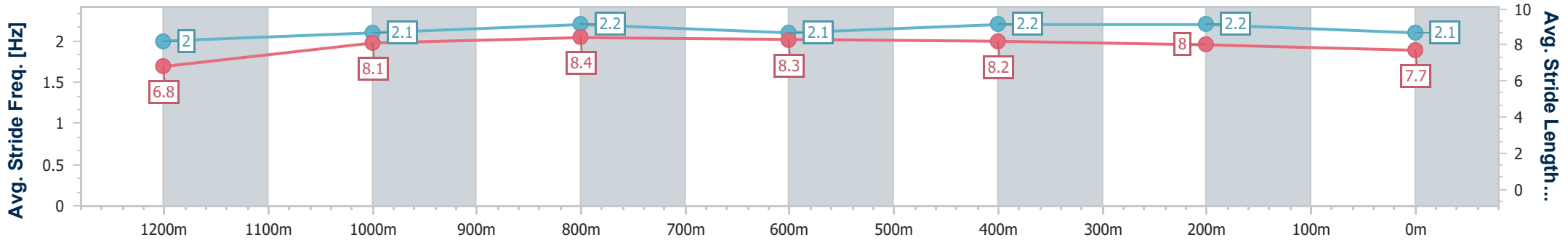
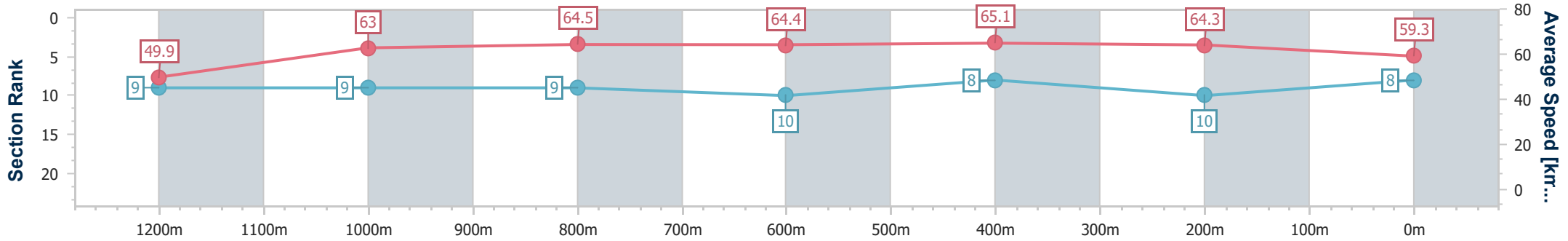
19 October 2024 - 12:49

Track Rating: Good 4, Weather: Fine, Rail Position: +6m Entire



BRISBANE RACING CLUB

Section	Overall	1200m	1000m	800m	600m	400m	200m
Section Times	1:23.00 [8] (0:14.51)	1:08.49 [9] (0:11.47)	0:57.02 [9] (0:11.30)	0:45.72 [9] (0:11.33)	0:34.39 [10] (0:11.04)	0:23.35 [8] (0:11.17)	0:12.18 [10] (0:12.18)
Average Speed [km/h]	49.9	63.0	64.5	64.4	65.1	64.3	59.3
Top Speed [km/h]	63.9	64.0	65.3	65.0	65.9	66.0	62.6
Avg. Dist. to Rail [m]	7.0	2.3	2.9	3.1	0.8	5.8	6.7
Avg. Stride Freq. [Hz]	2.0	2.1	2.2	2.1	2.2	2.2	2.1
Avg. Stride Length [m]	6.8	8.1	8.4	8.3	8.2	8.0	7.7



- [] Ranking at each section and finish
- .-.- No data available at this section
- NA No data available



Horse/Jockey Name	Damo Dayz
Final Rank	9
Fastest Section Time (Section)	0:11.11 (400m)
Top Speed [km/h] (Section)	68.8 (400m)
Race State	Finished



Eagle Farm QLD Professional

Race 3: XXXX No Metro Wins Handicap - 1400m

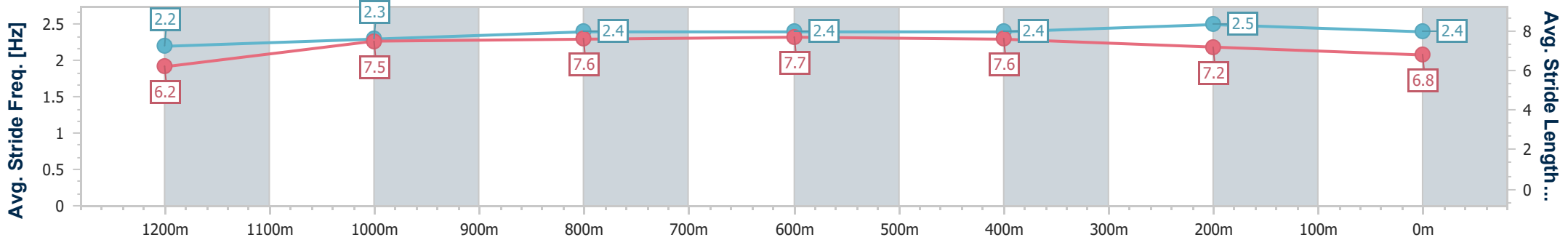
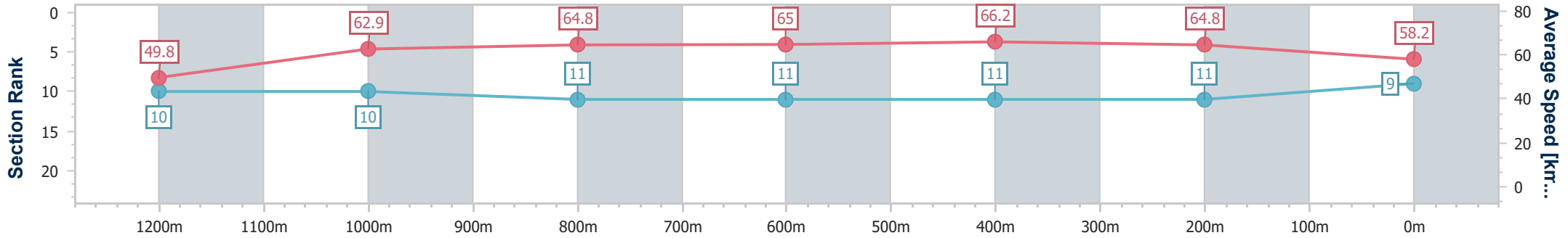
19 October 2024 - 12:49

Track Rating: Good 4, Weather: Fine, Rail Position: +6m Entire



BRISBANE RACING CLUB

Section	Overall	1200m	1000m	800m	600m	400m	200m
Section Times	1:23.28 [9] (0:14.58)	1:08.70 [10] (0:11.45)	0:57.25 [10] (0:11.36)	0:45.89 [11] (0:11.25)	0:34.64 [11] (0:11.14)	0:23.50 [11] (0:11.11)	0:12.39 [11] (0:12.39)
Average Speed [km/h]	49.8	62.9	64.8	65.0	66.2	64.8	58.2
Top Speed [km/h]	64.4	64.6	67.0	66.0	68.3	68.8	60.9
Avg. Dist. to Rail [m]	9.7	3.1	4.0	4.5	4.7	9.8	10.3
Avg. Stride Freq. [Hz]	2.2	2.3	2.4	2.4	2.4	2.5	2.4
Avg. Stride Length [m]	6.2	7.5	7.6	7.7	7.6	7.2	6.8



- [] Ranking at each section and finish
- .-.- No data available at this section
- NA No data available



Horse/Jockey Name	Time To Testify
Final Rank	10
Fastest Section Time (Section)	0:11.12 (1200m)
Top Speed [km/h] (Section)	66.2 (1200m)
Race State	Finished



Eagle Farm QLD Professional

Race 3: XXXX No Metro Wins Handicap - 1400m

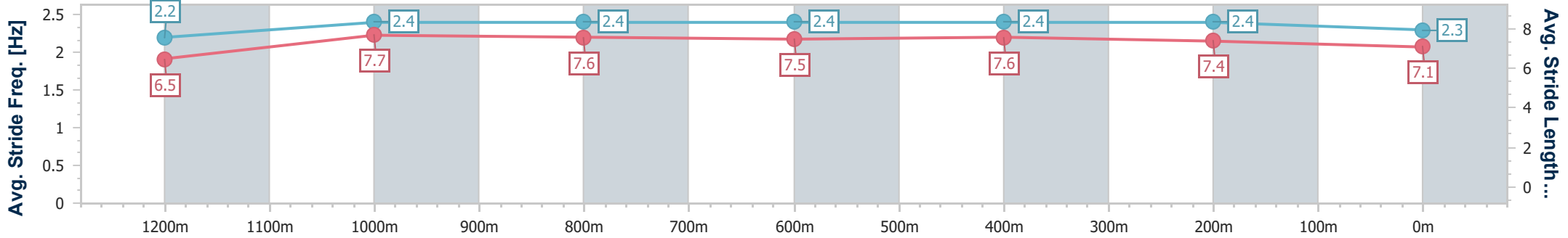
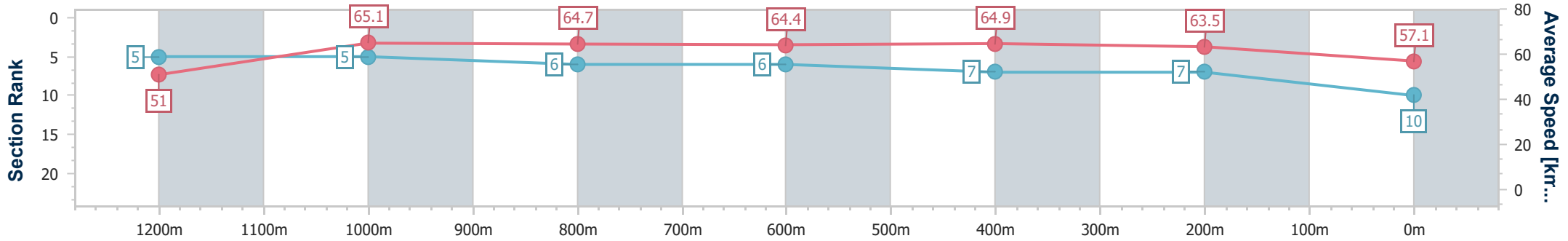
19 October 2024 - 12:49

Track Rating: Good 4, Weather: Fine, Rail Position: +6m Entire



BRISBANE RACING CLUB

Section	Overall	1200m	1000m	800m	600m	400m	200m
Section Times	1:23.30 [10] (0:14.12)	1:09.18 [5] (0:11.12)	0:58.06 [5] (0:11.26)	0:46.80 [6] (0:11.41)	0:35.39 [6] (0:11.45)	0:23.94 [7] (0:11.31)	0:12.63 [7] (0:12.63)
Average Speed [km/h]	51.0	65.1	64.7	64.4	64.9	63.5	57.1
Top Speed [km/h]	64.5	66.2	65.8	65.4	66.0	66.0	59.9
Avg. Dist. to Rail [m]	5.0	1.8	2.9	4.9	5.8	7.5	6.4
Avg. Stride Freq. [Hz]	2.2	2.4	2.4	2.4	2.4	2.4	2.3
Avg. Stride Length [m]	6.5	7.7	7.6	7.5	7.6	7.4	7.1



- [] Ranking at each section and finish
- .-.- No data available at this section
- NA No data available



Horse/Jockey Name	Bat Pad
Final Rank	11
Fastest Section Time (Section)	0:10.68 (1200m)
Top Speed [km/h] (Section)	69.3 (1200m)
Race State	Finished



Eagle Farm QLD Professional

Race 3: XXXX No Metro Wins Handicap - 1400m

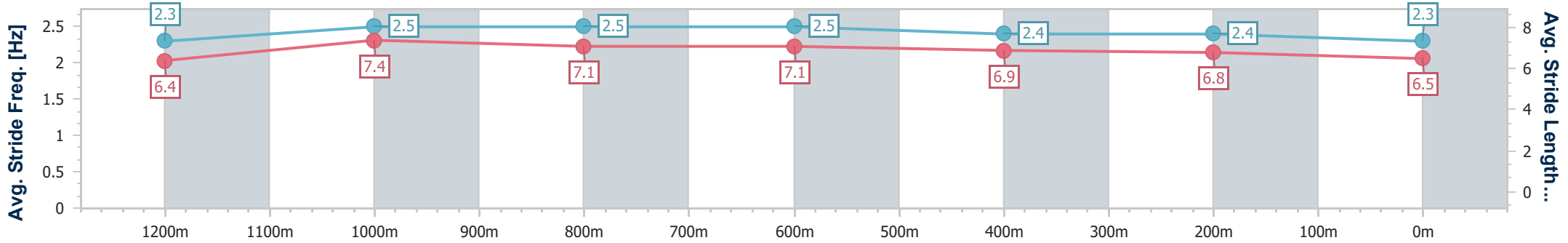
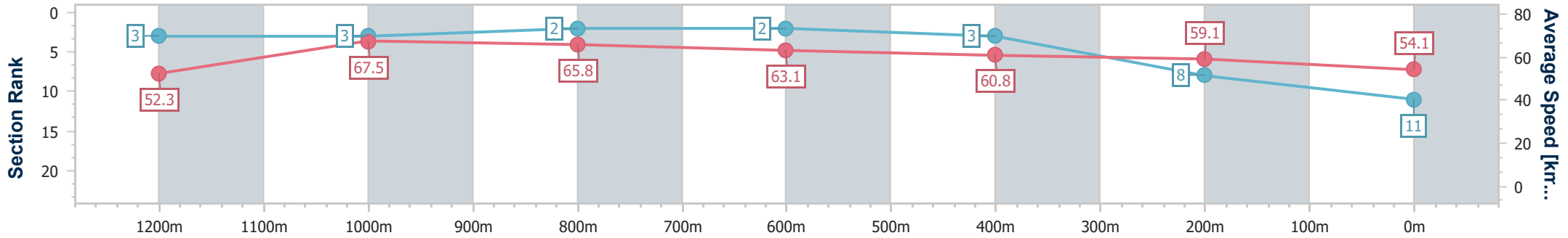
19 October 2024 - 12:49

Track Rating: Good 4, Weather: Fine, Rail Position: +6m Entire



BRISBANE RACING CLUB

Section	Overall	1200m	1000m	800m	600m	400m	200m
Section Times	1:24.07 [11] (0:13.80)	1:10.27 [3] (0:10.68)	0:59.59 [3] (0:10.97)	0:48.62 [2] (0:11.39)	0:37.23 [2] (0:11.77)	0:25.46 [3] (0:12.13)	0:13.33 [8] (0:13.33)
Average Speed [km/h]	52.3	67.5	65.8	63.1	60.8	59.1	54.1
Top Speed [km/h]	66.9	69.3	66.9	64.7	62.3	60.7	58.2
Avg. Dist. to Rail [m]	4.5	0.3	0.4	0.8	1.6	0.5	1.0
Avg. Stride Freq. [Hz]	2.3	2.5	2.5	2.5	2.4	2.4	2.3
Avg. Stride Length [m]	6.4	7.4	7.1	7.1	6.9	6.8	6.5



- [] Ranking at each section and finish
- .-.- No data available at this section
- NA No data available



Eagle Farm QLD Professional

Race 4: EVA AIR OPEN Handicap - 1830m

19 October 2024 - 13:23



BRISBANE
RACING CLUB

Track Rating: Good 4, Weather: Fine, Rail Position: +6m Entire

Section														
Field Times	Overall	1600m	1400m	1200m	1000m	800m	600m	Last 600m						
	1:50.48 (0:16.16)	1:34.32 (0:11.52)	1:22.80 (0:11.91)	1:10.89 (0:11.80)	0:59.09 (0:12.19)	0:46.90 (0:11.77)	0:35.13 (0:11.48)	0:35.13						
Rank	TAB	Horse/Jockey	Barrier	Top Speed [km/h]	Fastest Section								Distance Travelled [m]	
1	1	JUNIPAL Ryan Maloney	1	67.4 400m	0:11.00 400m	1:50.48 [1] (0:16.44)	1:34.04 [6] (0:11.72)	1:22.32 [6] (0:12.21)	1:10.11 [6] (0:11.91)	0:58.20 [6] (0:11.93)	0:46.27 [5] (0:11.73)	0:34.54 [5] (0:11.50)	0:34.54	
2	2	STUCK WITH YOU Andrew Mallyon	7	64.9 Overall	0:11.43 400m	1:50.51 [2] (0:16.16)	1:34.35 [1] (0:11.52)	1:22.83 [1] (0:11.91)	1:10.92 [1] (0:11.80)	0:59.12 [1] (0:12.19)	0:46.93 [1] (0:11.77)	0:35.16 [1] (0:11.48)	0:35.16	+7
3	7	KORUTO Angela Jones	8	66.8 400m	0:11.06 400m	1:50.84 [3] (0:16.72)	1:34.12 [8] (0:11.78)	1:22.34 [8] (0:12.19)	1:10.15 [8] (0:11.91)	0:58.24 [7] (0:11.96)	0:46.28 [7] (0:11.64)	0:34.64 [7] (0:11.30)	0:34.64	-3
4	5	LOGAN STREET LION Mark Du Plessis	2	65.5 600m	0:11.26 600m	1:50.99 [4] (0:16.42)	1:34.57 [4] (0:11.68)	1:22.89 [5] (0:12.16)	1:10.73 [5] (0:12.02)	0:58.71 [5] (0:12.08)	0:46.63 [6] (0:11.61)	0:35.02 [6] (0:11.26)	0:35.02	+8
5	8	MENAZZI Kyle Wilson-Taylor	5	65.3 600m	0:11.35 600m	1:51.05 [5] (0:16.26)	1:34.79 [3] (0:11.63)	1:23.16 [2] (0:12.07)	1:11.09 [2] (0:11.97)	0:59.12 [3] (0:11.95)	0:47.17 [3] (0:11.60)	0:35.57 [2] (0:11.35)	0:35.57	+1
6	3	TIDAL CREEK Cody Collis	3	64.2 600m	0:11.46 400m	1:51.13 [6] (0:16.23)	1:34.90 [2] (0:11.70)	1:23.20 [3] (0:12.09)	1:11.11 [3] (0:11.90)	0:59.21 [2] (0:11.94)	0:47.27 [2] (0:11.82)	0:35.45 [3] (0:11.49)	0:35.45	-1
7	4	LINTHORPE LAD Taylor Marshall	4	65.3 400m	0:11.25 400m	1:51.18 [7] (0:16.69)	1:34.49 [7] (0:11.74)	1:22.75 [7] (0:12.19)	1:10.56 [7] (0:12.00)	0:58.56 [8] (0:12.01)	0:46.55 [8] (0:11.64)	0:34.91 [8] (0:11.41)	0:34.91	+5
8	6	HYDE Cejay Graham	6	64.5 1600m	0:11.38 400m	1:51.38 [8] (0:16.43)	1:34.95 [5] (0:11.54)	1:23.41 [4] (0:12.10)	1:11.31 [4] (0:12.04)	0:59.27 [4] (0:12.04)	0:47.23 [4] (0:11.63)	0:35.60 [4] (0:11.53)	0:35.60	+10



Eagle Farm QLD Professional

Race 4: EVA AIR OPEN Handicap - 1830m

19 October 2024 - 13:23



BRISBANE
RACING CLUB

Track Rating: Good 4, Weather: Fine, Rail Position: +6m Entire

Section					400m	200m				Last 600m	
Field Times					0:23.65 (0:11.43)	0:12.22 (0:12.22)				0:35.13	
Rank	TAB	Horse/Jockey	Barrier	Top Speed [km/h]	Fastest Section			Margin			Distance Travelled [m]
1	1	JUNIPAL Ryan Maloney	1	67.4 400m	0:11.00 400m	0:23.04 [6] (0:11.00)	0:12.04 [2] (0:12.04)	1:50.48			0:34.54
2	2	STUCK WITH YOU Andrew Mallyon	7	64.9 Overall	0:11.43 400m	0:23.68 [1] (0:11.43)	0:12.25 [1] (0:12.25)	0.18L			0:35.16 +7
3	7	KORUTO Angela Jones	8	66.8 400m	0:11.06 400m	0:23.34 [7] (0:11.06)	0:12.28 [4] (0:12.28)	2.1L			0:34.64 -3
4	5	LOGAN STREET LION Mark Du Plessis	2	65.5 600m	0:11.26 600m	0:23.76 [4] (0:11.39)	0:12.37 [5] (0:12.37)	3.02L			0:35.02 +8
5	8	MENAZZI Kyle Wilson-Taylor	5	65.3 600m	0:11.35 600m	0:24.22 [1] (0:11.68)	0:12.54 [3] (0:12.54)	3.35L			0:35.57 +1
6	3	TIDAL CREEK Cody Collis	3	64.2 600m	0:11.46 400m	0:23.96 [3] (0:11.46)	0:12.50 [6] (0:12.50)	3.84L			0:35.45 -1
7	4	LINTHORPE LAD Taylor Marshall	4	65.3 400m	0:11.25 400m	0:23.50 [8] (0:11.25)	0:12.25 [8] (0:12.25)	4.1L			0:34.91 +5
8	6	HYDE Cejay Graham	6	64.5 1600m	0:11.38 400m	0:24.07 [5] (0:11.38)	0:12.69 [7] (0:12.69)	5.3L			0:35.60 +10



Horse/Jockey Name	Junipal
Final Rank	1
Fastest Section Time (Section)	0:11.00 (400m)
Top Speed [km/h] (Section)	67.4 (400m)
Race State	Finished



Eagle Farm QLD Professional
Race 4: EVA AIR OPEN Handicap - 1830m

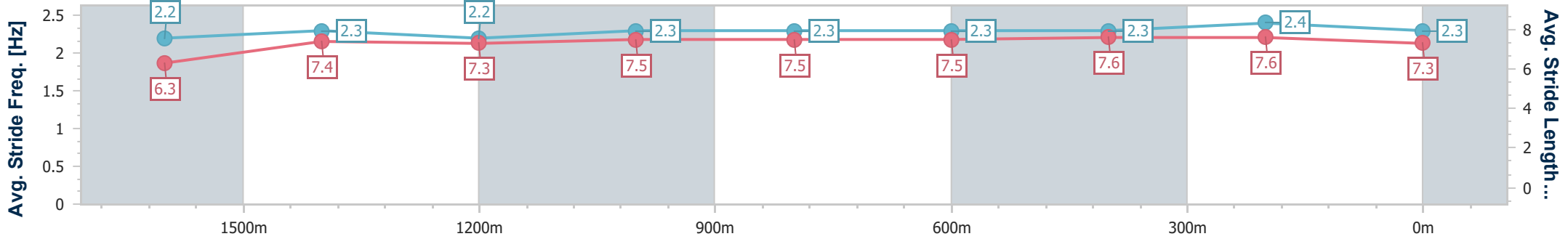
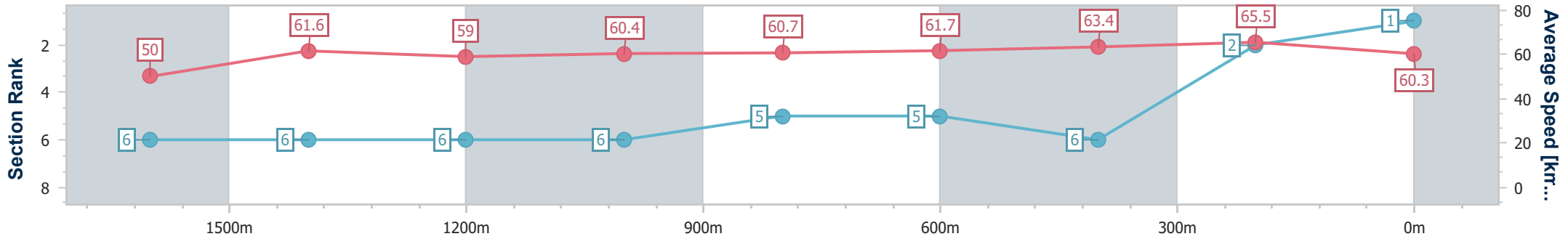
19 October 2024 - 13:23

Track Rating: Good 4, Weather: Fine, Rail Position: +6m Entire



BRISBANE RACING CLUB

Section	Overall	1600m	1400m	1200m	1000m	800m	600m	400m	200m
Section Times	1:50.48 [1] (0:16.44)	1:34.04 [6] (0:11.72)	1:22.32 [6] (0:12.21)	1:10.11 [6] (0:11.91)	0:58.20 [6] (0:11.93)	0:46.27 [5] (0:11.73)	0:34.54 [5] (0:11.50)	0:23.04 [6] (0:11.00)	0:12.04 [2] (0:12.04)
Average Speed [km/h]	50.0	61.6	59.0	60.4	60.7	61.7	63.4	65.5	60.3
Top Speed [km/h]	60.6	62.3	61.6	61.4	61.3	63.3	64.4	67.4	63.6
Avg. Dist. to Rail [m]	2.9	0.4	1.1	0.7	0.9	1.6	2.7	3.5	2.1
Avg. Stride Freq. [Hz]	2.2	2.3	2.2	2.3	2.3	2.3	2.3	2.4	2.3
Avg. Stride Length [m]	6.3	7.4	7.3	7.5	7.5	7.5	7.6	7.6	7.3



- [] Ranking at each section and finish
- .-.- No data available at this section
- NA No data available



Horse/Jockey Name	Stuck With You
Final Rank	2
Fastest Section Time (Section)	0:11.43 (400m)
Top Speed [km/h] (Section)	64.9 (Overall)
Race State	Finished



Eagle Farm QLD Professional
Race 4: EVA AIR OPEN Handicap - 1830m

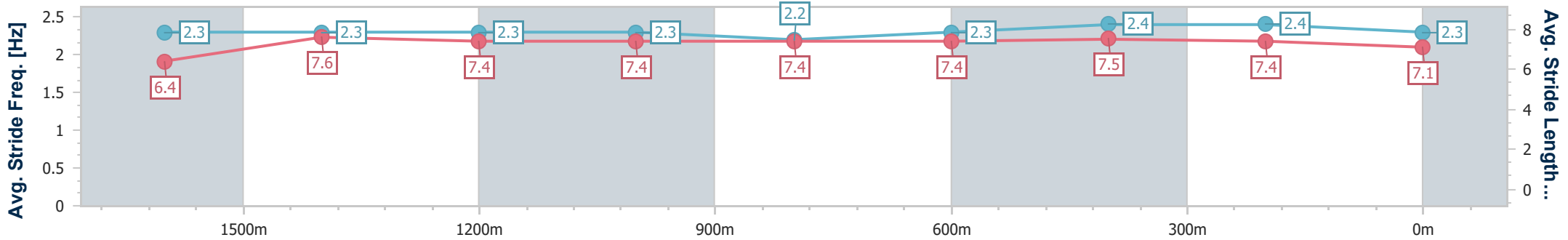
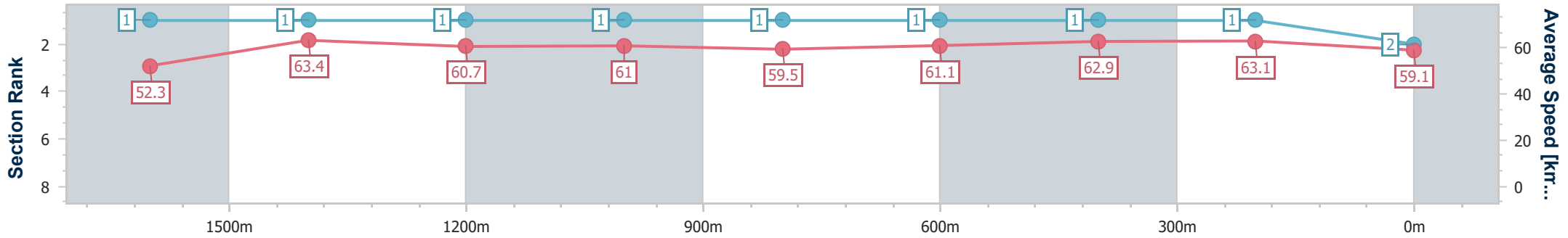
19 October 2024 - 13:23

Track Rating: Good 4, Weather: Fine, Rail Position: +6m Entire



BRISBANE
RACING CLUB

Section	Overall	1600m	1400m	1200m	1000m	800m	600m	400m	200m
Section Times	1:50.51 [2] (0:16.16)	1:34.35 [1] (0:11.52)	1:22.83 [1] (0:11.91)	1:10.92 [1] (0:11.80)	0:59.12 [1] (0:12.19)	0:46.93 [1] (0:11.77)	0:35.16 [1] (0:11.48)	0:23.68 [1] (0:11.43)	0:12.25 [1] (0:12.25)
Average Speed [km/h]	52.3	63.4	60.7	61.0	59.5	61.1	62.9	63.1	59.1
Top Speed [km/h]	64.9	63.8	62.9	61.6	60.8	62.0	64.0	64.7	61.4
Avg. Dist. to Rail [m]	8.1	4.3	2.0	1.7	1.2	0.6	0.8	2.2	1.1
Avg. Stride Freq. [Hz]	2.3	2.3	2.3	2.3	2.2	2.3	2.4	2.4	2.3
Avg. Stride Length [m]	6.4	7.6	7.4	7.4	7.4	7.4	7.5	7.4	7.1



- [] Ranking at each section and finish
- .-.- No data available at this section
- NA No data available



Horse/Jockey Name	Koruto
Final Rank	3
Fastest Section Time (Section)	0:11.06 (400m)
Top Speed [km/h] (Section)	66.8 (400m)
Race State	Finished



Eagle Farm QLD Professional
Race 4: EVA AIR OPEN Handicap - 1830m

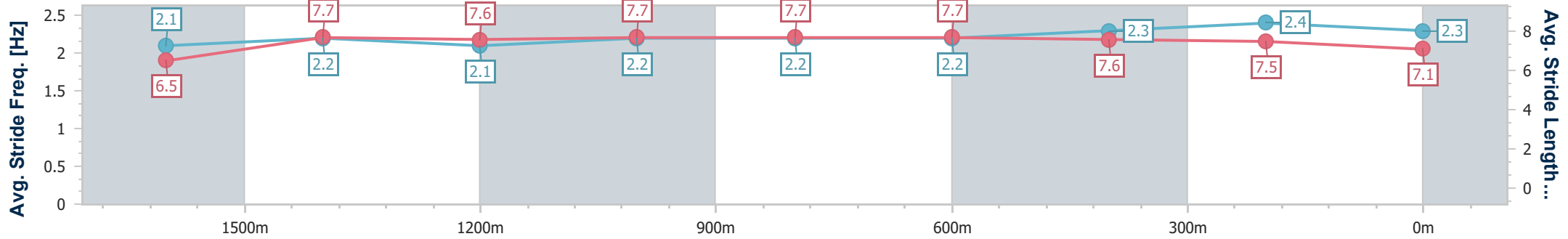
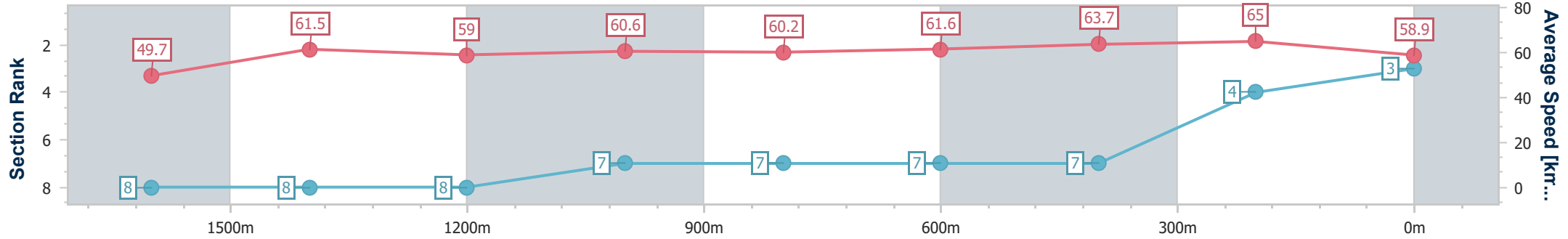
19 October 2024 - 13:23

Track Rating: Good 4, Weather: Fine, Rail Position: +6m Entire



BRISBANE
RACING CLUB

Section	Overall	1600m	1400m	1200m	1000m	800m	600m	400m	200m				
Section Times	1:50.84 [3] (0:16.72)	1:34.12 [8] (0:11.78)	1:22.34 [8] (0:12.19)	1:10.15 [8] (0:11.91)	0:58.24 [7] (0:11.96)	0:46.28 [7] (0:11.64)	0:34.64 [7] (0:11.30)	0:23.34 [7] (0:11.06)	0:12.28 [4] (0:12.28)				
Average Speed [km/h]	49.7	61.5	59.0	60.6	60.2	61.6	63.7	65.0	58.9				
Top Speed [km/h]	62.0	62.9	61.3	62.0	61.2	62.3	65.9	66.8	62.4				
Avg. Dist. to Rail [m]	5.6	0.7	1.2	1.5	0.2	0.5	0.5	1.0	1.1				
Avg. Stride Freq. [Hz]	2.1	2.2	2.1	2.2	2.2	2.2	2.3	2.4	2.3				
Avg. Stride Length [m]	6.5	7.7	7.6	7.7	7.7	7.7	7.7	7.6	7.1				



- [] Ranking at each section and finish
- .-.- No data available at this section
- NA No data available



Horse/Jockey Name	Logan Street Lion
Final Rank	4
Fastest Section Time (Section)	0:11.26 (600m)
Top Speed [km/h] (Section)	65.5 (600m)
Race State	Finished



Eagle Farm QLD Professional
Race 4: EVA AIR OPEN Handicap - 1830m

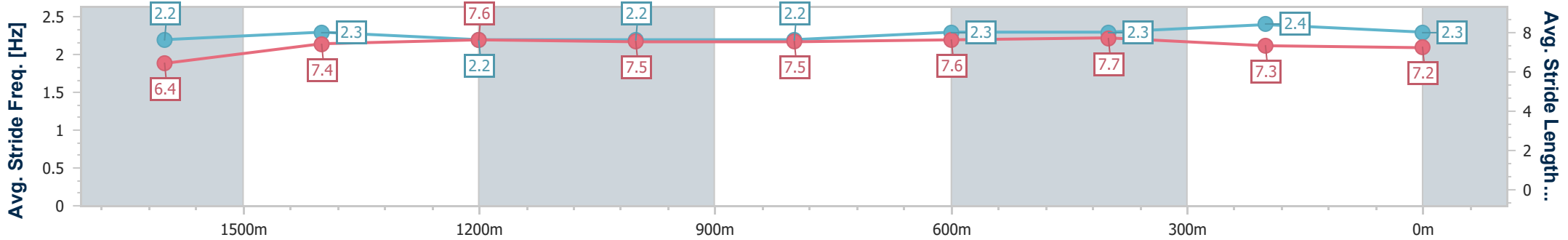
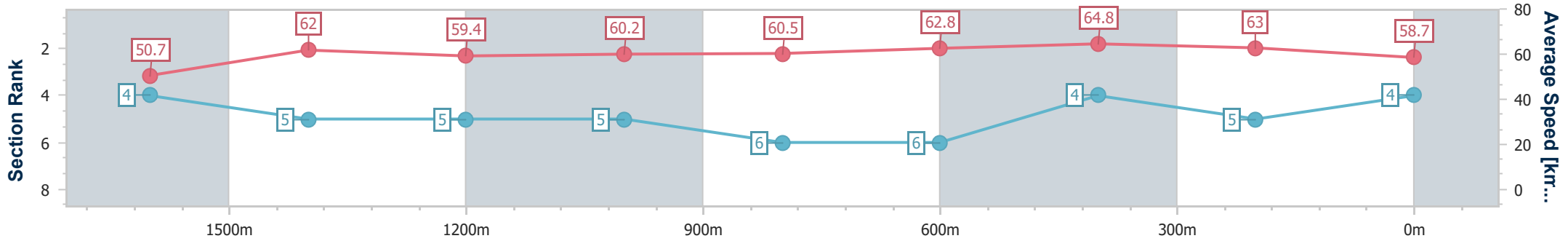
19 October 2024 - 13:23

Track Rating: Good 4, Weather: Fine, Rail Position: +6m Entire



BRISBANE
RACING CLUB

Section	Overall	1600m	1400m	1200m	1000m	800m	600m	400m	200m
Section Times	1:50.99 [4] (0:16.42)	1:34.57 [4] (0:11.68)	1:22.89 [5] (0:12.16)	1:10.73 [5] (0:12.02)	0:58.71 [5] (0:12.08)	0:46.63 [6] (0:11.61)	0:35.02 [6] (0:11.26)	0:23.76 [4] (0:11.39)	0:12.37 [5] (0:12.37)
Average Speed [km/h]	50.7	62.0	59.4	60.2	60.5	62.8	64.8	63.0	58.7
Top Speed [km/h]	62.2	63.0	62.0	62.5	61.2	64.1	65.5	65.2	61.4
Avg. Dist. to Rail [m]	3.2	2.1	2.7	3.2	3.1	2.5	2.5	4.0	2.9
Avg. Stride Freq. [Hz]	2.2	2.3	2.2	2.2	2.2	2.3	2.3	2.4	2.3
Avg. Stride Length [m]	6.4	7.4	7.6	7.5	7.5	7.6	7.7	7.3	7.2



- [] Ranking at each section and finish
- .-.- No data available at this section
- NA No data available



Horse/Jockey Name	Menazzi
Final Rank	5
Fastest Section Time (Section)	0:11.35 (600m)
Top Speed [km/h] (Section)	65.3 (600m)
Race State	Finished



Eagle Farm QLD Professional
Race 4: EVA AIR OPEN Handicap - 1830m

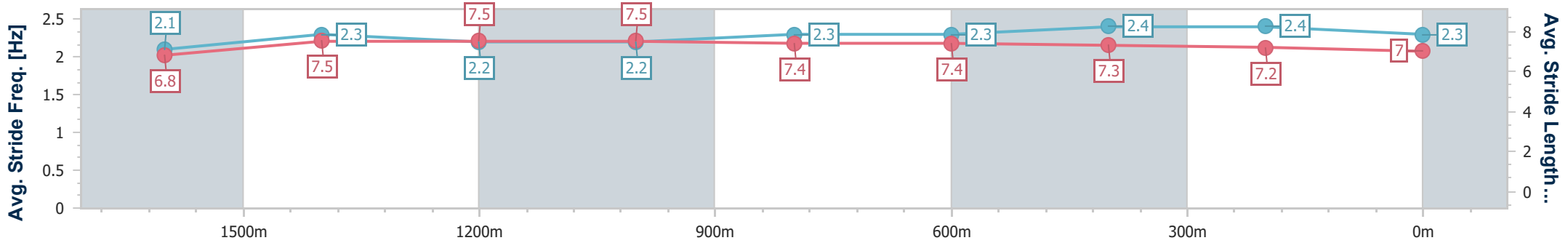
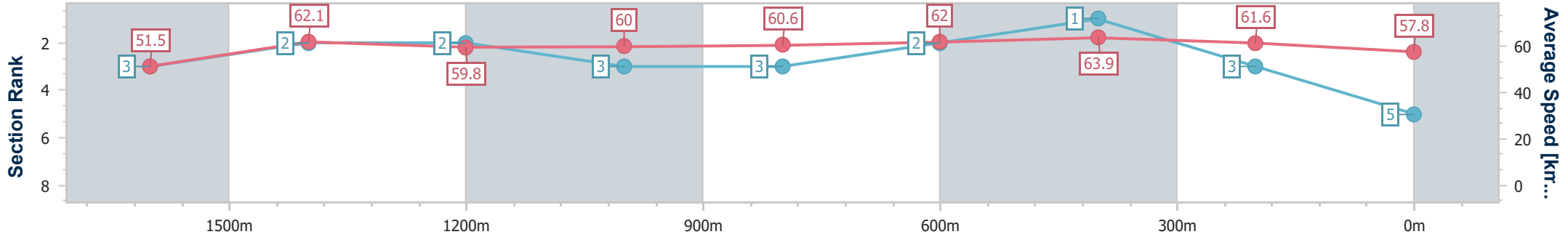
19 October 2024 - 13:23

Track Rating: Good 4, Weather: Fine, Rail Position: +6m Entire



BRISBANE
RACING CLUB

Section	Overall	1600m	1400m	1200m	1000m	800m	600m	400m	200m
Section Times	1:51.05 [5] (0:16.26)	1:34.79 [3] (0:11.63)	1:23.16 [2] (0:12.07)	1:11.09 [2] (0:11.97)	0:59.12 [3] (0:11.95)	0:47.17 [3] (0:11.60)	0:35.57 [2] (0:11.35)	0:24.22 [1] (0:11.68)	0:12.54 [3] (0:12.54)
Average Speed [km/h]	51.5	62.1	59.8	60.0	60.6	62.0	63.9	61.6	57.8
Top Speed [km/h]	61.9	63.4	62.5	60.7	61.7	62.8	65.3	63.5	59.7
Avg. Dist. to Rail [m]	4.3	1.4	1.8	2.0	0.5	0.2	0.9	2.0	1.1
Avg. Stride Freq. [Hz]	2.1	2.3	2.2	2.2	2.3	2.3	2.4	2.4	2.3
Avg. Stride Length [m]	6.8	7.5	7.5	7.5	7.4	7.4	7.4	7.2	7.0



- [] Ranking at each section and finish
- .-.- No data available at this section
- NA No data available



Horse/Jockey Name	Tidal Creek
Final Rank	6
Fastest Section Time (Section)	0:11.46 (400m)
Top Speed [km/h] (Section)	64.2 (600m)
Race State	Finished



Eagle Farm QLD Professional
Race 4: EVA AIR OPEN Handicap - 1830m

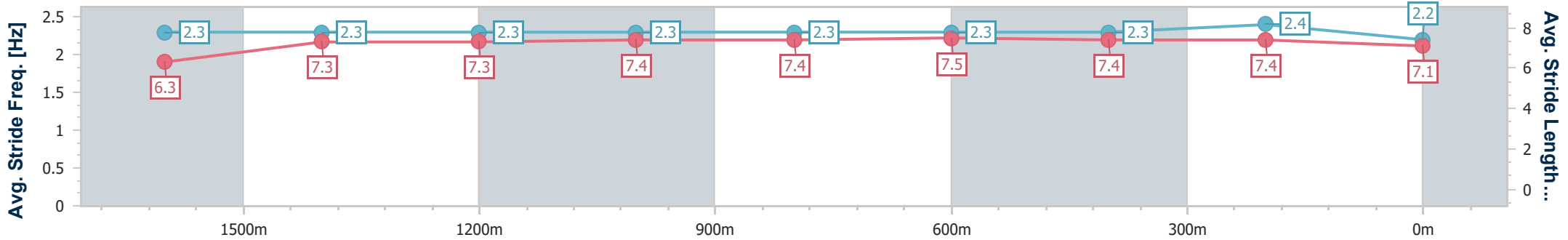
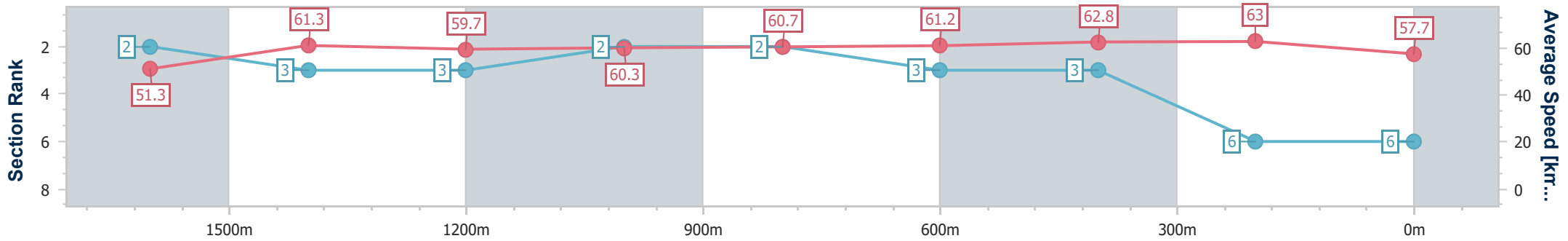
19 October 2024 - 13:23

Track Rating: Good 4, Weather: Fine, Rail Position: +6m Entire



BRISBANE
RACING CLUB

Section	Overall	1600m	1400m	1200m	1000m	800m	600m	400m	200m
Section Times	1:51.13 [6] (0:16.23)	1:34.90 [2] (0:11.70)	1:23.20 [3] (0:12.09)	1:11.11 [3] (0:11.90)	0:59.21 [2] (0:11.94)	0:47.27 [2] (0:11.82)	0:35.45 [3] (0:11.49)	0:23.96 [3] (0:11.46)	0:12.50 [6] (0:12.50)
Average Speed [km/h]	51.3	61.3	59.7	60.3	60.7	61.2	62.8	63.0	57.7
Top Speed [km/h]	60.9	62.7	62.2	61.2	61.2	61.9	64.2	63.7	61.4
Avg. Dist. to Rail [m]	3.5	0.3	0.6	0.7	0.8	0.9	1.0	3.5	2.8
Avg. Stride Freq. [Hz]	2.3	2.3	2.3	2.3	2.3	2.3	2.3	2.4	2.2
Avg. Stride Length [m]	6.3	7.3	7.3	7.4	7.4	7.5	7.4	7.4	7.1



- [] Ranking at each section and finish
- .-.- No data available at this section
- NA No data available



Horse/Jockey Name	Linthorpe Lad
Final Rank	7
Fastest Section Time (Section)	0:11.25 (400m)
Top Speed [km/h] (Section)	65.3 (400m)
Race State	Finished



Eagle Farm QLD Professional
Race 4: EVA AIR OPEN Handicap - 1830m

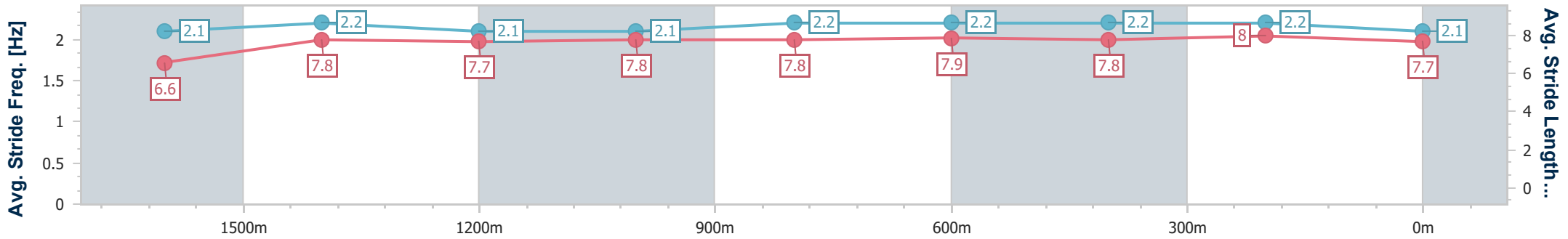
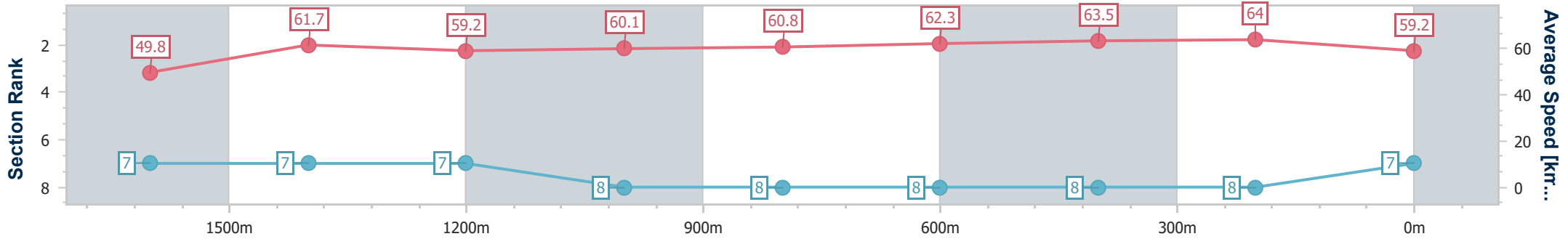
19 October 2024 - 13:23

Track Rating: Good 4, Weather: Fine, Rail Position: +6m Entire



BRISBANE
RACING CLUB

Section	Overall	1600m	1400m	1200m	1000m	800m	600m	400m	200m
Section Times	1:51.18 [7] (0:16.69)	1:34.49 [7] (0:11.74)	1:22.75 [7] (0:12.19)	1:10.56 [7] (0:12.00)	0:58.56 [8] (0:12.01)	0:46.55 [8] (0:11.64)	0:34.91 [8] (0:11.41)	0:23.50 [8] (0:11.25)	0:12.25 [8] (0:12.25)
Average Speed [km/h]	49.8	61.7	59.2	60.1	60.8	62.3	63.5	64.0	59.2
Top Speed [km/h]	62.4	63.3	62.9	62.1	62.4	63.6	64.2	65.3	61.9
Avg. Dist. to Rail [m]	3.8	1.5	2.8	3.0	2.6	1.7	1.9	3.2	0.9
Avg. Stride Freq. [Hz]	2.1	2.2	2.1	2.1	2.2	2.2	2.2	2.2	2.1
Avg. Stride Length [m]	6.6	7.8	7.7	7.8	7.8	7.9	7.8	8.0	7.7



- [] Ranking at each section and finish
- .-.- No data available at this section
- NA No data available



Horse/Jockey Name	Hyde
Final Rank	8
Fastest Section Time (Section)	0:11.38 (400m)
Top Speed [km/h] (Section)	64.5 (1600m)
Race State	Finished



Eagle Farm QLD Professional
Race 4: EVA AIR OPEN Handicap - 1830m

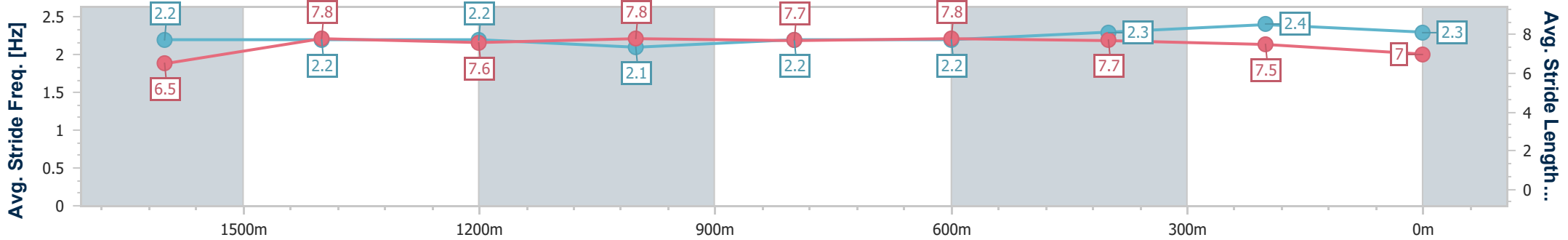
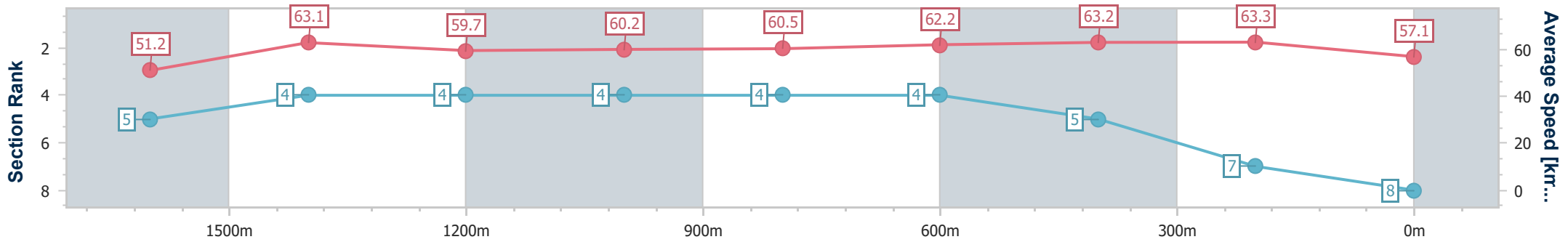
19 October 2024 - 13:23

Track Rating: Good 4, Weather: Fine, Rail Position: +6m Entire



BRISBANE
RACING CLUB

Section	Overall	1600m	1400m	1200m	1000m	800m	600m	400m	200m
Section Times	1:51.38 [8] (0:16.43)	1:34.95 [5] (0:11.54)	1:23.41 [4] (0:12.10)	1:11.31 [4] (0:12.04)	0:59.27 [4] (0:12.04)	0:47.23 [4] (0:11.63)	0:35.60 [4] (0:11.53)	0:24.07 [5] (0:11.38)	0:12.69 [7] (0:12.69)
Average Speed [km/h]	51.2	63.1	59.7	60.2	60.5	62.2	63.2	63.3	57.1
Top Speed [km/h]	61.5	64.5	62.7	60.8	61.1	62.9	63.5	64.4	60.5
Avg. Dist. to Rail [m]	6.3	3.2	2.7	2.8	2.5	1.8	2.2	4.7	4.3
Avg. Stride Freq. [Hz]	2.2	2.2	2.2	2.1	2.2	2.2	2.3	2.4	2.3
Avg. Stride Length [m]	6.5	7.8	7.6	7.8	7.7	7.8	7.7	7.5	7.0



- [] Ranking at each section and finish
- .-.- No data available at this section
- NA No data available



Eagle Farm QLD Professional

Race 5: Southern Pacific Sands BM78 Handicap - 1600m

19 October 2024 - 13:59



BRISBANE
RACING CLUB

Track Rating: Good 4, Weather: Fine, Rail Position: +6m Entire

Section														
Field Times	Overall	1400m	1200m	1000m	800m	600m	400m	Last 600m						
	1:35.54 (0:13.95)	1:21.59 (0:11.43)	1:10.16 (0:11.68)	0:58.48 (0:12.17)	0:46.31 (0:11.86)	0:34.45 (0:11.57)	0:22.88 (0:11.12)	0:34.45						
Rank	TAB	Horse/Jockey	Barrier	Top Speed [km/h]	Fastest Section									Distance Travelled [m]
1	3	KRONENBOURG Ryan Maloney	1	65.5 400m	0:11.12 400m	1:35.54 [1] (0:13.95)	1:21.59 [1] (0:11.43)	1:10.16 [1] (0:11.68)	0:58.48 [1] (0:12.17)	0:46.31 [1] (0:11.86)	0:34.45 [1] (0:11.57)	0:22.88 [1] (0:11.12)	0:34.45	
2	4	KERCHAK Jasper Franklin	2	66.4 400m	0:11.01 400m	1:35.56 [2] (0:14.14)	1:21.42 [3] (0:11.62)	1:09.80 [5] (0:11.89)	0:57.91 [5] (0:12.07)	0:45.84 [4] (0:11.84)	0:34.00 [5] (0:11.55)	0:22.45 [6] (0:11.01)	0:34.00	-1
3	5	CLYDE Noel Callow	7	65.6 Overall	0:11.22 400m	1:35.76 [3] (0:14.24)	1:21.52 [5] (0:11.27)	1:10.25 [2] (0:11.72)	0:58.53 [2] (0:12.14)	0:46.39 [2] (0:11.85)	0:34.54 [2] (0:11.58)	0:22.96 [2] (0:11.22)	0:34.54	+3
4	8	TALK TIME Andrew Mallyon	6	66.1 400m	0:11.00 400m	1:35.77 [4] (0:14.19)	1:21.58 [4] (0:11.72)	1:09.86 [6] (0:11.91)	0:57.95 [6] (0:12.09)	0:45.86 [6] (0:11.74)	0:34.12 [6] (0:11.45)	0:22.67 [5] (0:11.00)	0:34.12	+5
5	6	IVERSON James Orman	3	65.6 400m	0:11.18 400m	1:35.90 [5] (0:14.27)	1:21.63 [6] (0:11.32)	1:10.31 [4] (0:11.74)	0:58.57 [3] (0:12.16)	0:46.41 [3] (0:11.88)	0:34.53 [3] (0:11.59)	0:22.94 [3] (0:11.18)	0:34.53	+1
6	10	THESECONDATPORTSEA Emily Lang	4	65.3 400m	0:11.22 400m	1:35.93 [6] (0:14.02)	1:21.91 [2] (0:11.55)	1:10.36 [3] (0:11.94)	0:58.42 [4] (0:12.23)	0:46.19 [5] (0:11.71)	0:34.48 [4] (0:11.57)	0:22.91 [4] (0:11.22)	0:34.48	+3
7	13	KIRIKAN Mark Du Plessis	8	66.8 600m	0:11.03 400m	1:36.19 [7] (0:14.55)	1:21.64 [7] (0:11.57)	1:10.07 [7] (0:11.88)	0:58.19 [8] (0:12.13)	0:46.06 [8] (0:11.72)	0:34.34 [7] (0:11.42)	0:22.92 [7] (0:11.03)	0:34.34	+7
8	7	EVOCATOR Cody Collis	9	67.6 400m	0:10.95 400m	1:36.30 [8] (0:14.97)	1:21.33 [9] (0:11.32)	1:10.01 [9] (0:11.91)	0:58.10 [9] (0:12.10)	0:46.00 [9] (0:11.80)	0:34.20 [9] (0:11.33)	0:22.87 [9] (0:10.95)	0:34.20	-1
9	1	INDIAN DREAMER Jag Guthmann-Chester	5	65.4 400m	0:11.24 400m	1:36.63 [9] (0:14.70)	1:21.93 [8] (0:11.46)	1:10.47 [8] (0:11.84)	0:58.63 [7] (0:12.07)	0:46.56 [7] (0:11.81)	0:34.75 [8] (0:11.48)	0:23.27 [8] (0:11.24)	0:34.75	-1

Scratched: Pipistrelle (#12), Ultimate Outcome (#11), Koruto (#2), My Pins (#9)

[] Ranking at each section and finish
 -:-:- No data available at this section
 NA No data available

SCN Saddle cloth number
 DNF Did not finish
 DNT Did not track



Eagle Farm QLD Professional

Race 5: Southern Pacific Sands BM78 Handicap - 1600m

19 October 2024 - 13:59



BRISBANE
RACING CLUB

Track Rating: Good 4, Weather: Fine, Rail Position: +6m Entire

Section				200m				Last 600m	
Field Times				0:11.76 (0:11.76)				0:34.45	
Rank	TAB	Horse/Jockey	Barrier	Top Speed [km/h]	Fastest Section	Margin			Distance Travelled [m]
1	3	KRONENBOURG Ryan Maloney	1	65.5 400m	0:11.12 400m	0:11.76 [1] (0:11.76)	1:35.54		0:34.45
2	4	KERCHAK Jasper Franklin	2	66.4 400m	0:11.01 400m	0:11.44 [4] (0:11.44)	0.1L		0:34.00 -1
3	5	CLYDE Noel Callow	7	65.6 Overall	0:11.22 400m	0:11.74 [2] (0:11.74)	1.28L		0:34.54 +3
4	8	TALK TIME Andrew Mallyon	6	66.1 400m	0:11.00 400m	0:11.67 [3] (0:11.67)	1.32L		0:34.12 +5
5	6	IVERSON James Orman	3	65.6 400m	0:11.18 400m	0:11.76 [5] (0:11.76)	2.09L		0:34.53 +1
6	10	THESECONDATPORTSEA Emily Lang	4	65.3 400m	0:11.22 400m	0:11.69 [6] (0:11.69)	2.26L		0:34.48 +3
7	13	KIRIKAN Mark Du Plessis	8	66.8 600m	0:11.03 400m	0:11.89 [7] (0:11.89)	3.83L		0:34.34 +7
8	7	EVOCATOR Cody Collis	9	67.6 400m	0:10.95 400m	0:11.92 [8] (0:11.92)	4.43L		0:34.20 -1
9	1	INDIAN DREAMER Jag Guthmann-Chester	5	65.4 400m	0:11.24 400m	0:12.03 [9] (0:12.03)	6.37L		0:34.75 -1

Scratched: Pipistrelle (#12), Ultimate Outcome (#11), Koruto (#2), My Pins (#9)

[] Ranking at each section and finish
 -:-:- No data available at this section
 NA No data available

SCN Saddle cloth number
 DNF Did not finish
 DNT Did not track



Horse/Jockey Name	Kronenbourg
Final Rank	1
Fastest Section Time (Section)	0:11.12 (400m)
Top Speed [km/h] (Section)	65.5 (400m)
Race State	Finished



Eagle Farm QLD Professional

Race 5: Southern Pacific Sands BM78 Handicap - 1600m

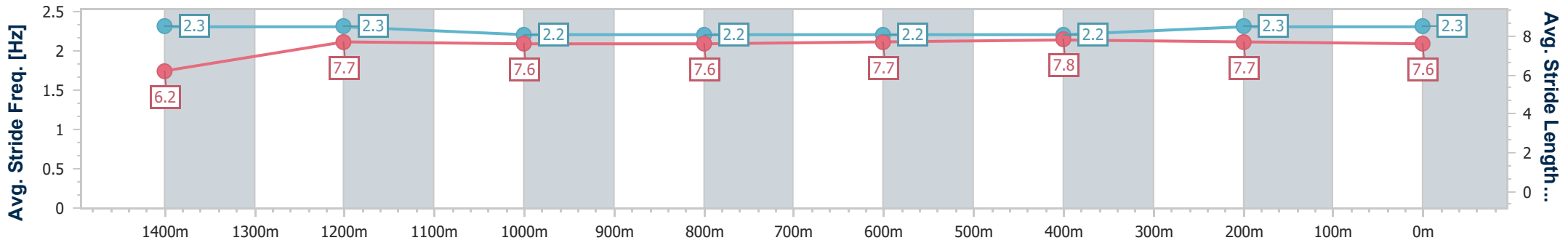
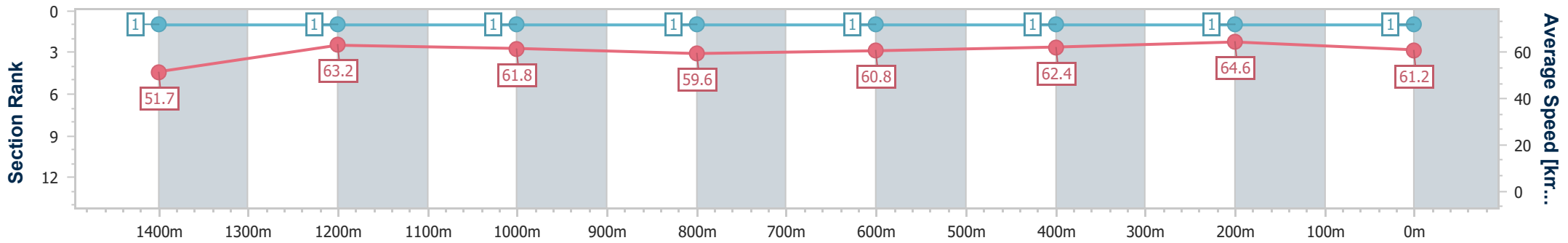
19 October 2024 - 13:59

Track Rating: Good 4, Weather: Fine, Rail Position: +6m Entire



BRISBANE RACING CLUB

Section	Overall	1400m	1200m	1000m	800m	600m	400m	200m
Section Times	1:35.54 [1] (0:13.95)	1:21.59 [1] (0:11.43)	1:10.16 [1] (0:11.68)	0:58.48 [1] (0:12.17)	0:46.31 [1] (0:11.86)	0:34.45 [1] (0:11.57)	0:22.88 [1] (0:11.12)	0:11.76 [1] (0:11.76)
Average Speed [km/h]	51.7	63.2	61.8	59.6	60.8	62.4	64.6	61.2
Top Speed [km/h]	64.4	64.5	62.9	60.9	61.1	64.2	65.5	63.6
Avg. Dist. to Rail [m]	5.6	1.7	1.9	1.5	0.7	0.2	0.1	0.4
Avg. Stride Freq. [Hz]	2.3	2.3	2.2	2.2	2.2	2.2	2.3	2.3
Avg. Stride Length [m]	6.2	7.7	7.6	7.6	7.7	7.8	7.7	7.6



- [] Ranking at each section and finish
- .-.-.- No data available at this section
- NA No data available



Horse/Jockey Name	Kerchak
Final Rank	2
Fastest Section Time (Section)	0:11.01 (400m)
Top Speed [km/h] (Section)	66.4 (400m)
Race State	Finished



Eagle Farm QLD Professional

Race 5: Southern Pacific Sands BM78 Handicap - 1600m

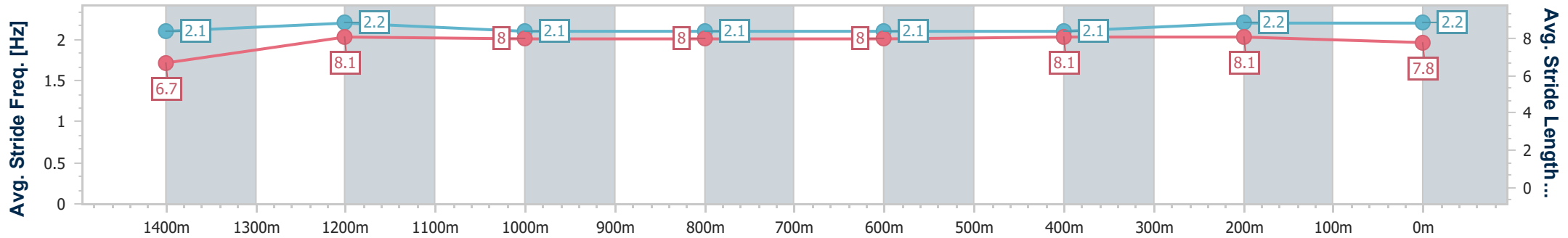
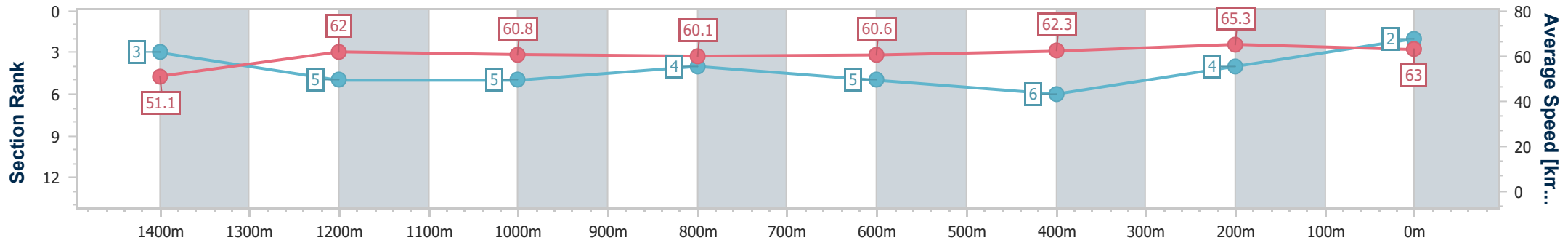
19 October 2024 - 13:59

Track Rating: Good 4, Weather: Fine, Rail Position: +6m Entire



BRISBANE RACING CLUB

Section	Overall	1400m	1200m	1000m	800m	600m	400m	200m
Section Times	1:35.56 [2] (0:14.14)	1:21.42 [3] (0:11.62)	1:09.80 [5] (0:11.89)	0:57.91 [5] (0:12.07)	0:45.84 [4] (0:11.84)	0:34.00 [5] (0:11.55)	0:22.45 [6] (0:11.01)	0:11.44 [4] (0:11.44)
Average Speed [km/h]	51.1	62.0	60.8	60.1	60.6	62.3	65.3	63.0
Top Speed [km/h]	63.3	63.5	61.7	61.2	61.7	64.5	66.4	65.1
Avg. Dist. to Rail [m]	6.1	2.2	2.4	1.0	0.1	0.4	1.3	1.6
Avg. Stride Freq. [Hz]	2.1	2.2	2.1	2.1	2.1	2.1	2.2	2.2
Avg. Stride Length [m]	6.7	8.1	8.0	8.0	8.0	8.1	8.1	7.8



- [] Ranking at each section and finish
- .-.- No data available at this section
- NA No data available



Horse/Jockey Name	Clyde
Final Rank	3
Fastest Section Time (Section)	0:11.22 (400m)
Top Speed [km/h] (Section)	65.6 (Overall)
Race State	Finished



Eagle Farm QLD Professional

Race 5: Southern Pacific Sands BM78 Handicap - 1600m

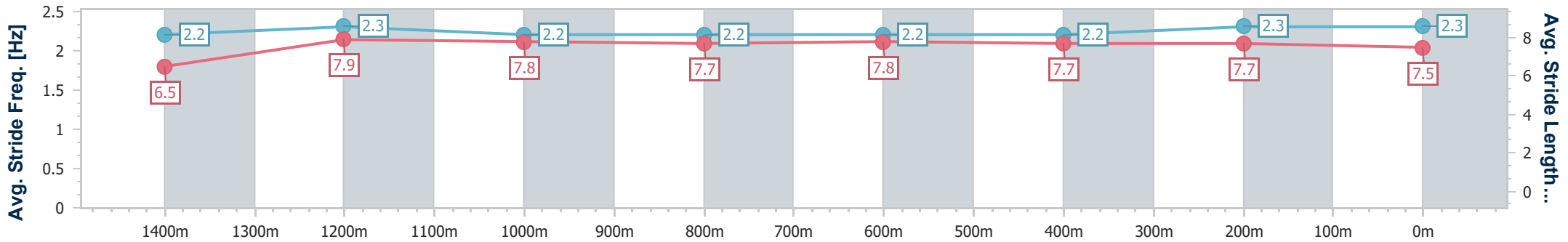
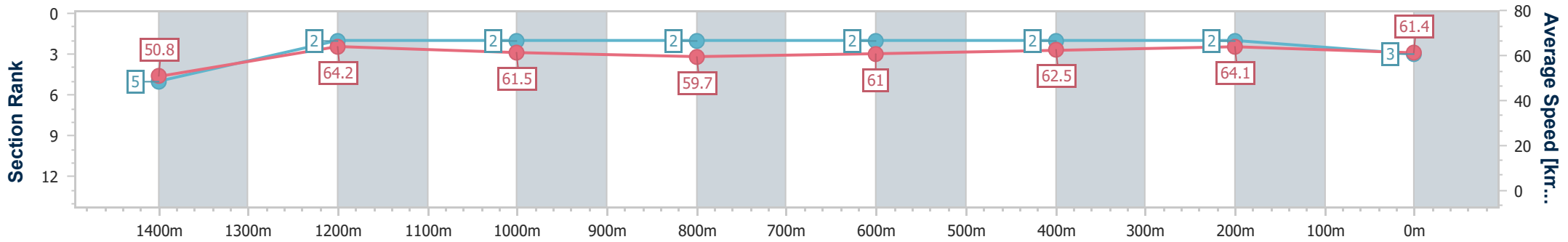
19 October 2024 - 13:59

Track Rating: Good 4, Weather: Fine, Rail Position: +6m Entire



BRISBANE RACING CLUB

Section	Overall	1400m	1200m	1000m	800m	600m	400m	200m
Section Times	1:35.76 [3] (0:14.24)	1:21.52 [5] (0:11.27)	1:10.25 [2] (0:11.72)	0:58.53 [2] (0:12.14)	0:46.39 [2] (0:11.85)	0:34.54 [2] (0:11.58)	0:22.96 [2] (0:11.22)	0:11.74 [2] (0:11.74)
Average Speed [km/h]	50.8	64.2	61.5	59.7	61.0	62.5	64.1	61.4
Top Speed [km/h]	65.6	65.4	63.2	60.7	61.5	63.4	65.3	63.6
Avg. Dist. to Rail [m]	11.6	4.4	3.6	1.8	1.1	0.7	1.8	1.7
Avg. Stride Freq. [Hz]	2.2	2.3	2.2	2.2	2.2	2.2	2.3	2.3
Avg. Stride Length [m]	6.5	7.9	7.8	7.7	7.8	7.7	7.7	7.5



- [] Ranking at each section and finish
- .-.- No data available at this section
- NA No data available



Horse/Jockey Name	Talk Time
Final Rank	4
Fastest Section Time (Section)	0:11.00 (400m)
Top Speed [km/h] (Section)	66.1 (400m)
Race State	Finished



Eagle Farm QLD Professional

Race 5: Southern Pacific Sands BM78 Handicap - 1600m

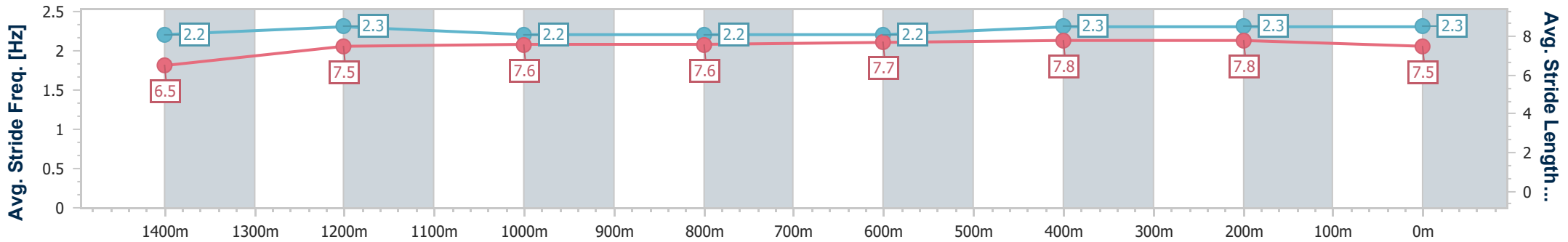
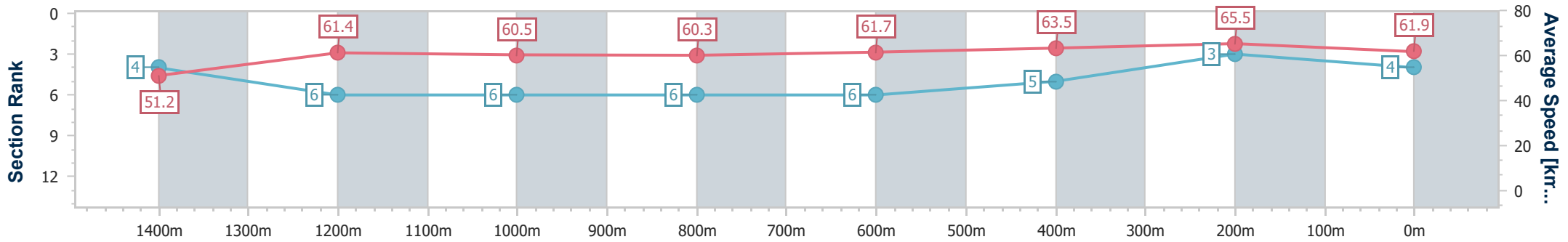
19 October 2024 - 13:59

Track Rating: Good 4, Weather: Fine, Rail Position: +6m Entire



BRISBANE RACING CLUB

Section	Overall	1400m	1200m	1000m	800m	600m	400m	200m
Section Times	1:35.77 [4] (0:14.19)	1:21.58 [4] (0:11.72)	1:09.86 [6] (0:11.91)	0:57.95 [6] (0:12.09)	0:45.86 [6] (0:11.74)	0:34.12 [6] (0:11.45)	0:22.67 [5] (0:11.00)	0:11.67 [3] (0:11.67)
Average Speed [km/h]	51.2	61.4	60.5	60.3	61.7	63.5	65.5	61.9
Top Speed [km/h]	62.8	62.9	61.7	61.6	63.1	65.7	66.1	64.4
Avg. Dist. to Rail [m]	9.2	2.5	3.1	2.4	1.1	2.3	4.8	3.0
Avg. Stride Freq. [Hz]	2.2	2.3	2.2	2.2	2.2	2.3	2.3	2.3
Avg. Stride Length [m]	6.5	7.5	7.6	7.6	7.7	7.8	7.8	7.5



- [] Ranking at each section and finish
- .-.- No data available at this section
- NA No data available



Horse/Jockey Name	Iverson
Final Rank	5
Fastest Section Time (Section)	0:11.18 (400m)
Top Speed [km/h] (Section)	65.6 (400m)
Race State	Finished



Eagle Farm QLD Professional

Race 5: Southern Pacific Sands BM78 Handicap - 1600m

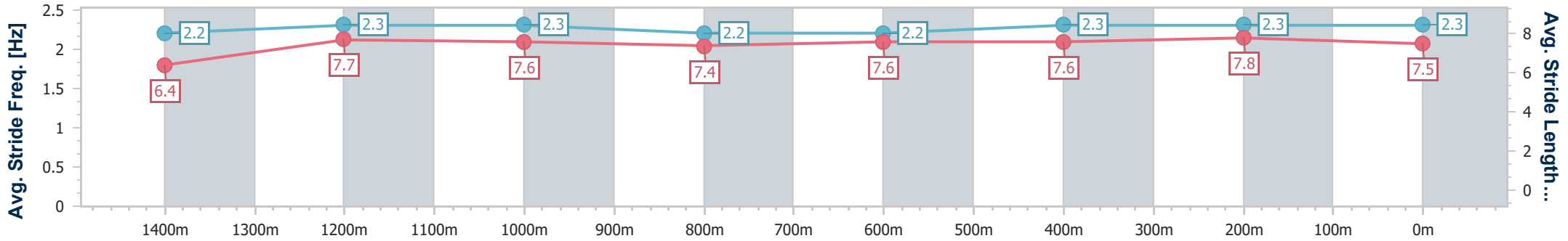
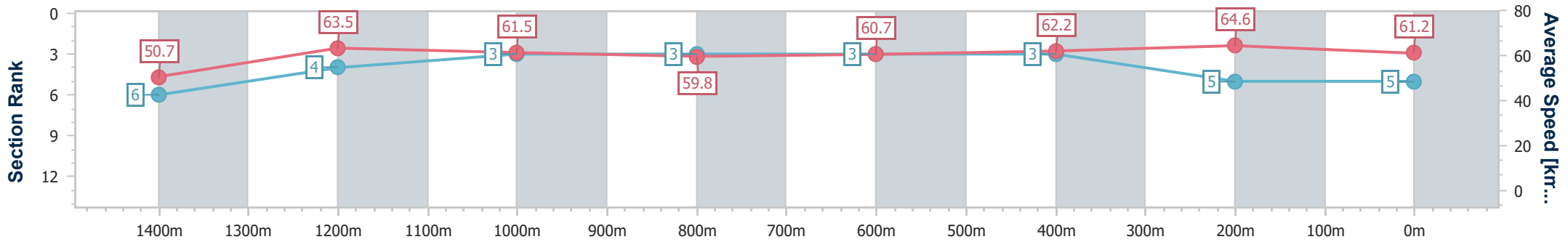
19 October 2024 - 13:59

Track Rating: Good 4, Weather: Fine, Rail Position: +6m Entire



BRISBANE RACING CLUB

Section	Overall	1400m	1200m	1000m	800m	600m	400m	200m
Section Times	1:35.90 [5] (0:14.27)	1:21.63 [6] (0:11.32)	1:10.31 [4] (0:11.74)	0:58.57 [3] (0:12.16)	0:46.41 [3] (0:11.88)	0:34.53 [3] (0:11.59)	0:22.94 [3] (0:11.18)	0:11.76 [5] (0:11.76)
Average Speed [km/h]	50.7	63.5	61.5	59.8	60.7	62.2	64.6	61.2
Top Speed [km/h]	64.8	65.5	62.3	60.8	61.4	63.8	65.6	63.7
Avg. Dist. to Rail [m]	6.2	1.0	2.0	2.0	1.0	0.2	0.4	0.9
Avg. Stride Freq. [Hz]	2.2	2.3	2.3	2.2	2.2	2.3	2.3	2.3
Avg. Stride Length [m]	6.4	7.7	7.6	7.4	7.6	7.6	7.8	7.5



- [] Ranking at each section and finish
- .-.- No data available at this section
- NA No data available



Horse/Jockey Name	Thesecondatportsea
Final Rank	6
Fastest Section Time (Section)	0:11.22 (400m)
Top Speed [km/h] (Section)	65.3 (400m)
Race State	Finished



Eagle Farm QLD Professional

Race 5: Southern Pacific Sands BM78 Handicap - 1600m

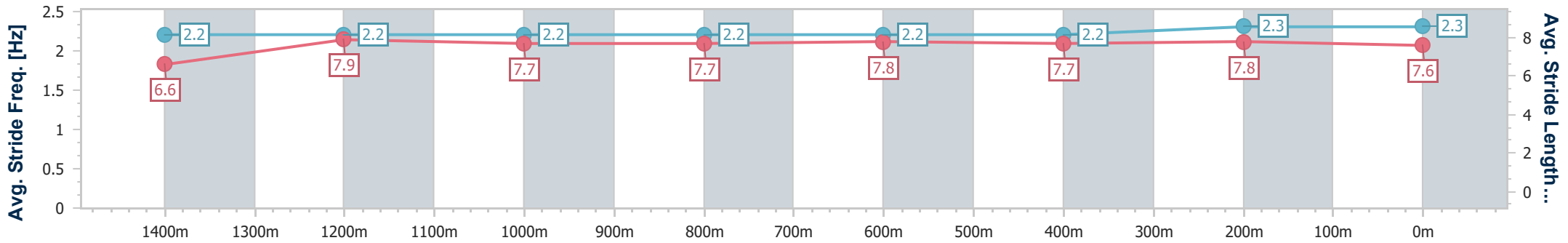
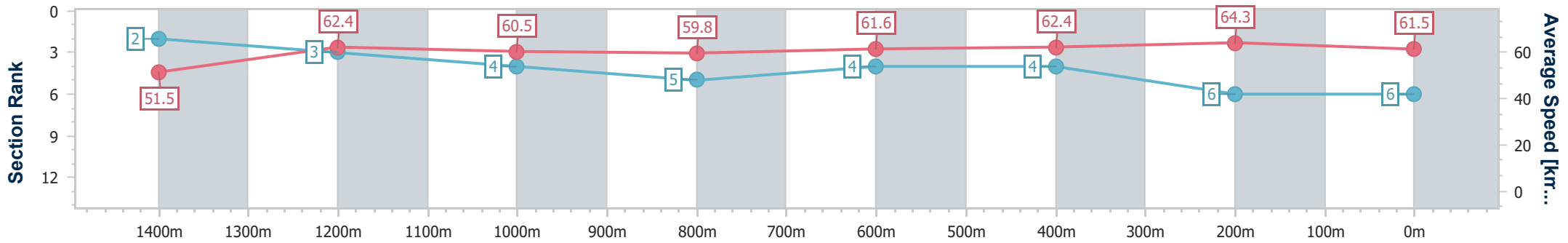
19 October 2024 - 13:59

Track Rating: Good 4, Weather: Fine, Rail Position: +6m Entire



BRISBANE RACING CLUB

Section	Overall	1400m	1200m	1000m	800m	600m	400m	200m
Section Times	1:35.93 [6] (0:14.02)	1:21.91 [2] (0:11.55)	1:10.36 [3] (0:11.94)	0:58.42 [4] (0:12.23)	0:46.19 [5] (0:11.71)	0:34.48 [4] (0:11.57)	0:22.91 [4] (0:11.22)	0:11.69 [6] (0:11.69)
Average Speed [km/h]	51.5	62.4	60.5	59.8	61.6	62.4	64.3	61.5
Top Speed [km/h]	64.2	64.5	61.4	61.3	62.7	63.8	65.3	63.8
Avg. Dist. to Rail [m]	8.0	2.8	4.0	2.7	1.3	0.9	3.9	4.3
Avg. Stride Freq. [Hz]	2.2	2.2	2.2	2.2	2.2	2.2	2.3	2.3
Avg. Stride Length [m]	6.6	7.9	7.7	7.7	7.8	7.7	7.8	7.6



- [] Ranking at each section and finish
- .-.- No data available at this section
- NA No data available



Horse/Jockey Name	Kirikan
Final Rank	7
Fastest Section Time (Section)	0:11.03 (400m)
Top Speed [km/h] (Section)	66.8 (600m)
Race State	Finished



Eagle Farm QLD Professional

Race 5: Southern Pacific Sands BM78 Handicap - 1600m

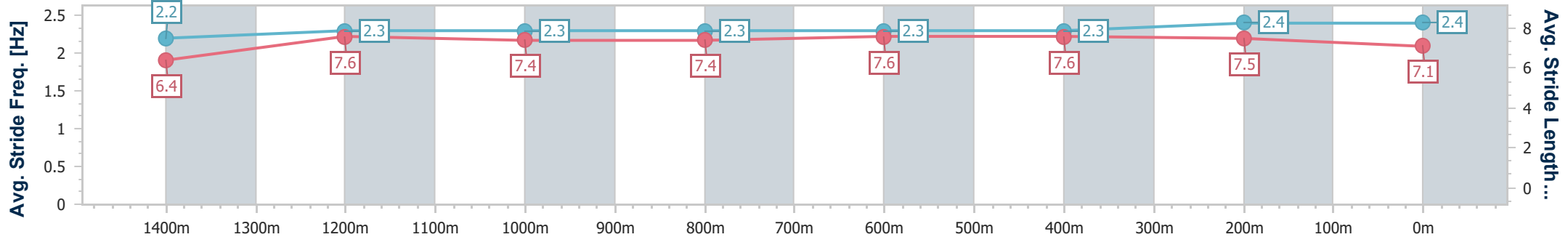
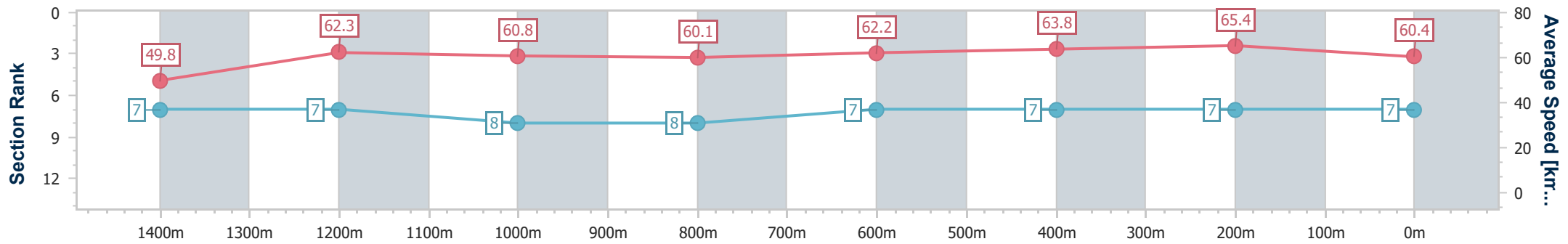
19 October 2024 - 13:59

Track Rating: Good 4, Weather: Fine, Rail Position: +6m Entire



BRISBANE RACING CLUB

Section	Overall	1400m	1200m	1000m	800m	600m	400m	200m
Section Times	1:36.19 [7] (0:14.55)	1:21.64 [7] (0:11.57)	1:10.07 [7] (0:11.88)	0:58.19 [8] (0:12.13)	0:46.06 [8] (0:11.72)	0:34.34 [7] (0:11.42)	0:22.92 [7] (0:11.03)	0:11.89 [7] (0:11.89)
Average Speed [km/h]	49.8	62.3	60.8	60.1	62.2	63.8	65.4	60.4
Top Speed [km/h]	64.9	64.8	61.4	62.3	63.3	66.8	66.7	63.8
Avg. Dist. to Rail [m]	10.6	3.0	3.5	3.0	2.5	2.7	5.3	4.1
Avg. Stride Freq. [Hz]	2.2	2.3	2.3	2.3	2.3	2.3	2.4	2.4
Avg. Stride Length [m]	6.4	7.6	7.4	7.4	7.6	7.6	7.5	7.1



- [] Ranking at each section and finish
- .-.- No data available at this section
- NA No data available



Horse/Jockey Name	Evocator
Final Rank	8
Fastest Section Time (Section)	0:10.95 (400m)
Top Speed [km/h] (Section)	67.6 (400m)
Race State	Finished



Eagle Farm QLD Professional

Race 5: Southern Pacific Sands BM78 Handicap - 1600m

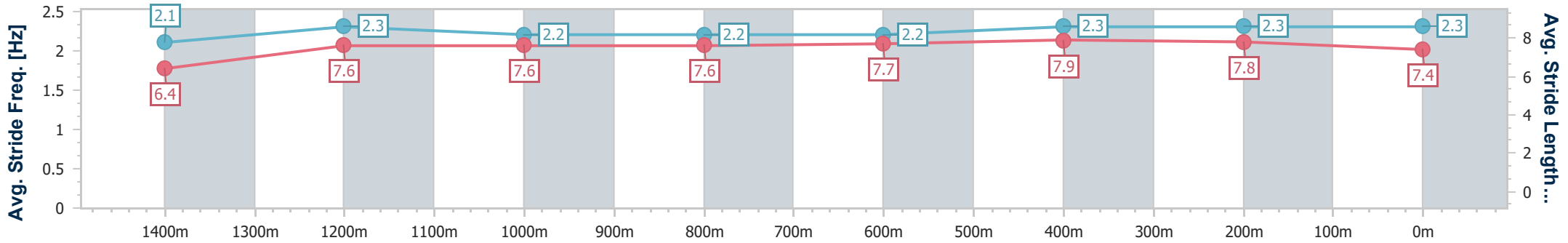
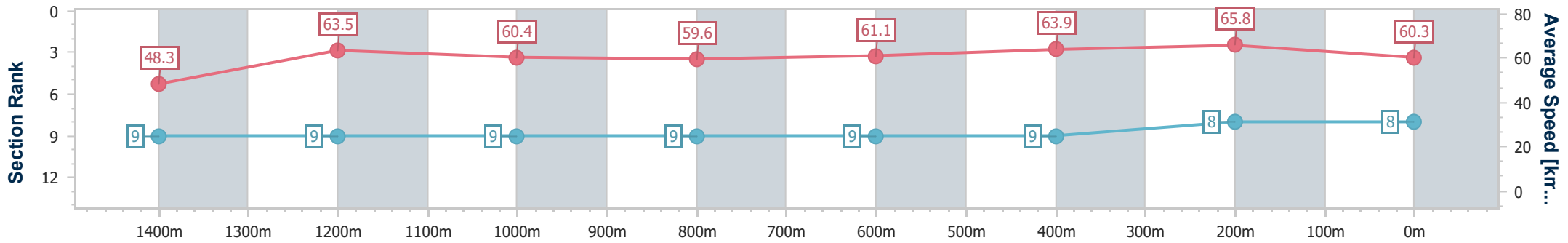
19 October 2024 - 13:59

Track Rating: Good 4, Weather: Fine, Rail Position: +6m Entire



BRISBANE RACING CLUB

Section	Overall	1400m	1200m	1000m	800m	600m	400m	200m
Section Times	1:36.30 [8] (0:14.97)	1:21.33 [9] (0:11.32)	1:10.01 [9] (0:11.91)	0:58.10 [9] (0:12.10)	0:46.00 [9] (0:11.80)	0:34.20 [9] (0:11.33)	0:22.87 [9] (0:10.95)	0:11.92 [8] (0:11.92)
Average Speed [km/h]	48.3	63.5	60.4	59.6	61.1	63.9	65.8	60.3
Top Speed [km/h]	64.2	64.5	62.0	61.2	62.9	65.6	67.6	64.1
Avg. Dist. to Rail [m]	10.0	0.7	0.8	0.5	0.2	1.0	5.8	7.2
Avg. Stride Freq. [Hz]	2.1	2.3	2.2	2.2	2.2	2.3	2.3	2.3
Avg. Stride Length [m]	6.4	7.6	7.6	7.6	7.7	7.9	7.8	7.4



- [] Ranking at each section and finish
- .-.- No data available at this section
- NA No data available



Horse/Jockey Name	Indian Dreamer
Final Rank	9
Fastest Section Time (Section)	0:11.24 (400m)
Top Speed [km/h] (Section)	65.4 (400m)
Race State	Finished



Eagle Farm QLD Professional

Race 5: Southern Pacific Sands BM78 Handicap - 1600m

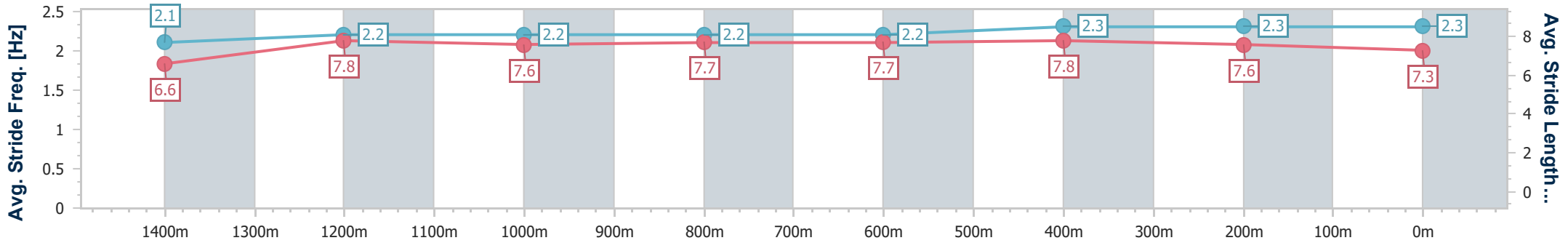
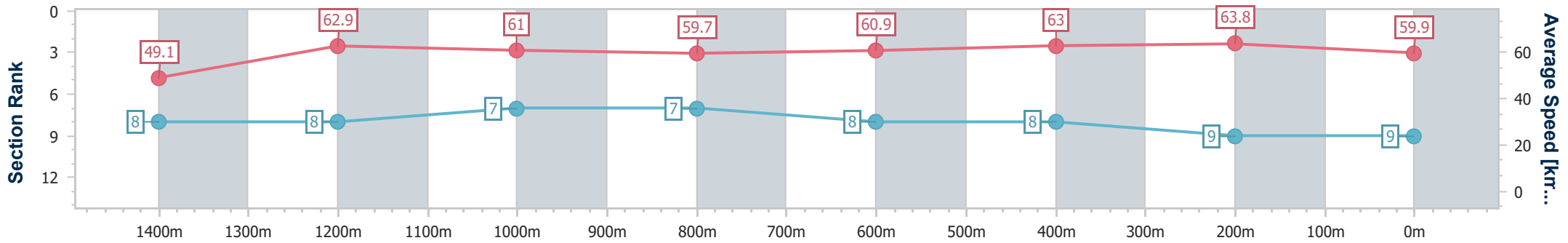
19 October 2024 - 13:59

Track Rating: Good 4, Weather: Fine, Rail Position: +6m Entire



BRISBANE RACING CLUB

Section	Overall	1400m	1200m	1000m	800m	600m	400m	200m
Section Times	1:36.63 [9] (0:14.70)	1:21.93 [8] (0:11.46)	1:10.47 [8] (0:11.84)	0:58.63 [7] (0:12.07)	0:46.56 [7] (0:11.81)	0:34.75 [8] (0:11.48)	0:23.27 [8] (0:11.24)	0:12.03 [9] (0:12.03)
Average Speed [km/h]	49.1	62.9	61.0	59.7	60.9	63.0	63.8	59.9
Top Speed [km/h]	64.3	64.6	62.3	61.6	62.0	64.1	65.4	63.1
Avg. Dist. to Rail [m]	7.7	1.4	1.4	0.4	0.2	0.6	3.8	3.7
Avg. Stride Freq. [Hz]	2.1	2.2	2.2	2.2	2.2	2.3	2.3	2.3
Avg. Stride Length [m]	6.6	7.8	7.6	7.7	7.7	7.8	7.6	7.3



- [] Ranking at each section and finish
- .-.- No data available at this section
- NA No data available



Eagle Farm QLD Professional

Race 6: CLEAR TO WORK ST RITA'S Class 2 Handicap - 1200m

19 October 2024 - 14:33



BRISBANE
RACING CLUB

Track Rating: Good 4, Weather: Fine, Rail Position: +6m Entire

Section		Overall	1000m	800m	600m	400m	200m	Last 600m					
Field Times		1:09.88 (0:13.25)	0:56.63 (0:10.41)	0:46.22 (0:10.67)	0:35.55 (0:11.22)	0:24.33 (0:11.53)	0:12.80 (0:12.80)	0:35.55					
Rank	TAB Horse/Jockey	Barrier	Top Speed [km/h]	Fastest Section							Margin	Distance Travelled [m]	
1	9 DEFERENTIAL Cejay Graham	6	69.9 1000m	0:10.67 1000m	1:09.88 [1] (0:13.83)	0:56.05 [9] (0:10.67)	0:45.38 [9] (0:10.76)	0:34.62 [10] (0:11.06)	0:23.56 [9] (0:11.24)	0:12.32 [5] (0:12.32)	1:09.88	0:34.62	
2	2 EXCEED SPEED Ryan Maloney	5	70.2 1000m	0:10.70 800m	1:10.03 [2] (0:13.43)	0:56.60 [6] (0:10.76)	0:45.84 [7] (0:10.70)	0:35.14 [7] (0:11.12)	0:24.02 [4] (0:11.31)	0:12.71 [2] (0:12.71)	0.84L	0:35.14	-4
3	1 END ASSEMBLY Jasper Franklin	1	70.3 1000m	0:10.43 1000m	1:10.03 [3] (0:13.32)	0:56.71 [3] (0:10.43)	0:46.28 [3] (0:10.58)	0:35.70 [1] (0:11.22)	0:24.48 [1] (0:11.53)	0:12.95 [1] (0:12.95)	0.86L	0:35.70	-7
4	10 MASTER GEE Jake Bayliss	3	69.1 1000m	0:10.71 1000m	1:10.08 [4] (0:13.53)	0:56.55 [8] (0:10.71)	0:45.84 [8] (0:10.86)	0:34.98 [8] (0:11.13)	0:23.85 [8] (0:11.29)	0:12.56 [3] (0:12.56)	1.14L	0:34.98	-4
5	4 TELLEZ Mark Du Plessis	8	69.8 1000m	0:10.65 800m	1:10.33 [5] (0:13.90)	0:56.43 [10] (0:10.68)	0:45.75 [10] (0:10.65)	0:35.10 [9] (0:11.19)	0:23.91 [10] (0:11.25)	0:12.66 [7] (0:12.66)	2.65L	0:35.10	+2
6	11 MILTON ROAD Andrew Mallyon	4	70.3 Overall	0:10.57 1000m	1:10.44 [6] (0:13.34)	0:57.10 [5] (0:10.57)	0:46.53 [4] (0:10.87)	0:35.66 [4] (0:11.21)	0:24.45 [3] (0:11.56)	0:12.89 [4] (0:12.89)	3.26L	0:35.66	-2
7	3 RUNWITHTHETIDE Jag Guthmann-Chester	9	71.0 1000m	0:10.44 1000m	1:11.08 [7] (0:13.30)	0:57.78 [2] (0:10.44)	0:47.34 [2] (0:10.81)	0:36.53 [2] (0:11.28)	0:25.25 [2] (0:11.78)	0:13.47 [6] (0:13.47)	7.04L	0:36.53	+1
8	5 CAPITAL CHASE Kyle Wilson-Taylor	7	71.2 Overall	0:10.62 1000m	1:11.09 [8] (0:13.34)	0:57.75 [4] (0:10.62)	0:47.13 [5] (0:10.83)	0:36.30 [5] (0:11.28)	0:25.02 [5] (0:11.72)	0:13.30 [8] (0:13.30)	7.11L	0:36.30	+0
9	8 TORABELLA Angela Jones	10	72.0 1000m	0:10.41 1000m	1:11.16 [9] (0:13.25)	0:57.91 [1] (0:10.41)	0:47.50 [1] (0:10.92)	0:36.58 [3] (0:11.53)	0:25.05 [6] (0:11.98)	0:13.07 [10] (0:13.07)	7.53L	0:36.58	+3
10	15 TRES REDOUTE Emily Lang	2	71.4 1000m	0:10.56 1000m	1:11.30 [10] (0:13.43)	0:57.87 [7] (0:10.56)	0:47.31 [6] (0:10.84)	0:36.47 [6] (0:11.40)	0:25.07 [7] (0:11.85)	0:13.22 [9] (0:13.22)	8.34L	0:36.47	-1

Scratched: Duchess Bree (#12), Flying Aurelius (#6), Electric Arrow (#13), Territory Ash (#14), Lavoni (#16), Liberty Steps (#7)

[] Ranking at each section and finish
 -:-:- No data available at this section
 NA No data available

SCN Saddle cloth number
 DNF Did not finish
 DNT Did not track



Horse/Jockey Name	Deferential
Final Rank	1
Fastest Section Time (Section)	0:10.67 (1000m)
Top Speed [km/h] (Section)	69.9 (1000m)
Race State	Finished



Eagle Farm QLD Professional

Race 6: CLEAR TO WORK ST RITA'S Class 2 Handicap - 1200m

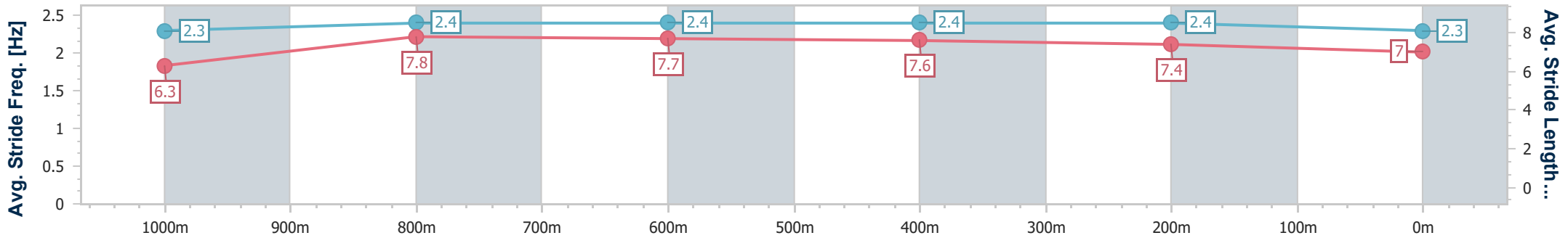
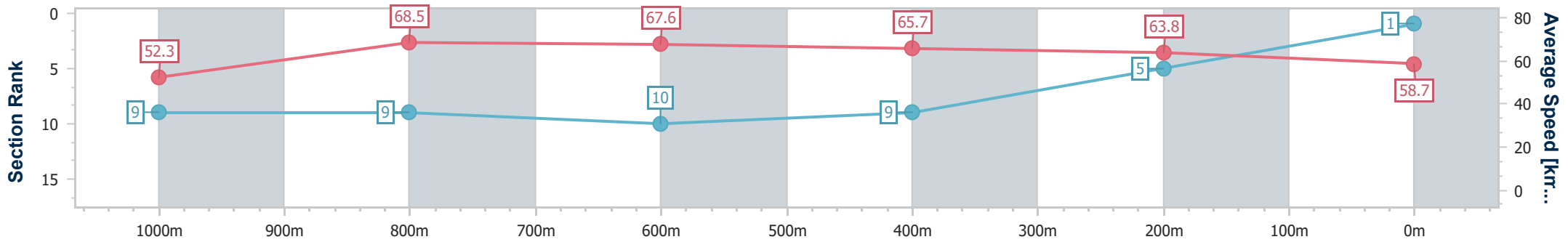
19 October 2024 - 14:33

Track Rating: Good 4, Weather: Fine, Rail Position: +6m Entire



BRISBANE RACING CLUB

Section	Overall	1000m	800m	600m	400m	200m
Section Times	1:09.88 [1] (0:13.83)	0:56.05 [9] (0:10.67)	0:45.38 [9] (0:10.76)	0:34.62 [10] (0:11.06)	0:23.56 [9] (0:11.24)	0:12.32 [5]
Average Speed [km/h]	52.3	68.5	67.6	65.7	63.8	58.7
Top Speed [km/h]	69.0	69.9	68.9	67.9	65.6	61.9
Avg. Dist. to Rail [m]	4.3	3.4	1.8	2.1	5.1	4.7
Avg. Stride Freq. [Hz]	2.3	2.4	2.4	2.4	2.4	2.3
Avg. Stride Length [m]	6.3	7.8	7.7	7.6	7.4	7.0



- [] Ranking at each section and finish
- .-.- No data available at this section
- NA No data available



Horse/Jockey Name	Exceed Speed
Final Rank	2
Fastest Section Time (Section)	0:10.70 (800m)
Top Speed [km/h] (Section)	70.2 (1000m)
Race State	Finished



Eagle Farm QLD Professional



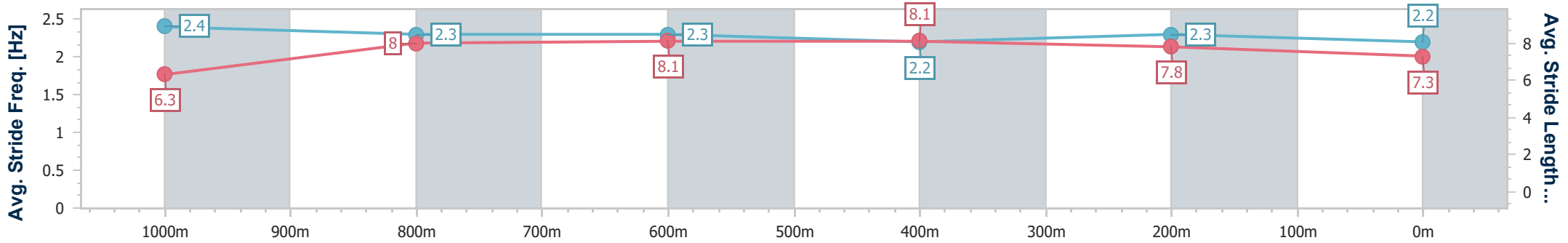
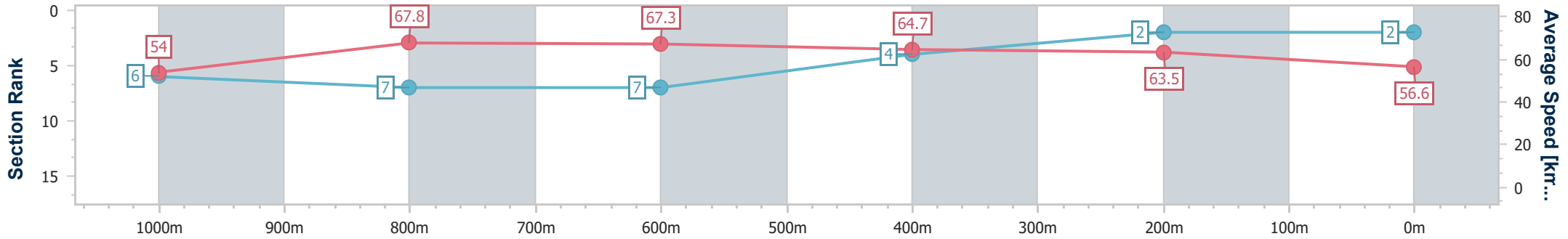
Race 6: CLEAR TO WORK ST RITA'S Class 2 Handicap - 1200m

19 October 2024 - 14:33

Track Rating: Good 4, Weather: Fine, Rail Position: +6m Entire

BRISBANE RACING CLUB

Section	Overall	1000m	800m	600m	400m	200m
Section Times	1:10.03 [2] (0:13.43)	0:56.60 [6] (0:10.76)	0:45.84 [7] (0:10.70)	0:35.14 [7] (0:11.12)	0:24.02 [4] (0:11.31)	0:12.71 [2] (0:12.71)
Average Speed [km/h]	54.0	67.8	67.3	64.7	63.5	56.6
Top Speed [km/h]	68.1	70.2	68.8	66.2	65.6	60.1
Avg. Dist. to Rail [m]	4.1	2.7	0.3	0.4	2.2	2.4
Avg. Stride Freq. [Hz]	2.4	2.3	2.3	2.2	2.3	2.2
Avg. Stride Length [m]	6.3	8.0	8.1	8.1	7.8	7.3



- [] Ranking at each section and finish
- .-.- No data available at this section
- NA No data available



Horse/Jockey Name	End Assembly
Final Rank	3
Fastest Section Time (Section)	0:10.43 (1000m)
Top Speed [km/h] (Section)	70.3 (1000m)
Race State	Finished



Eagle Farm QLD Professional



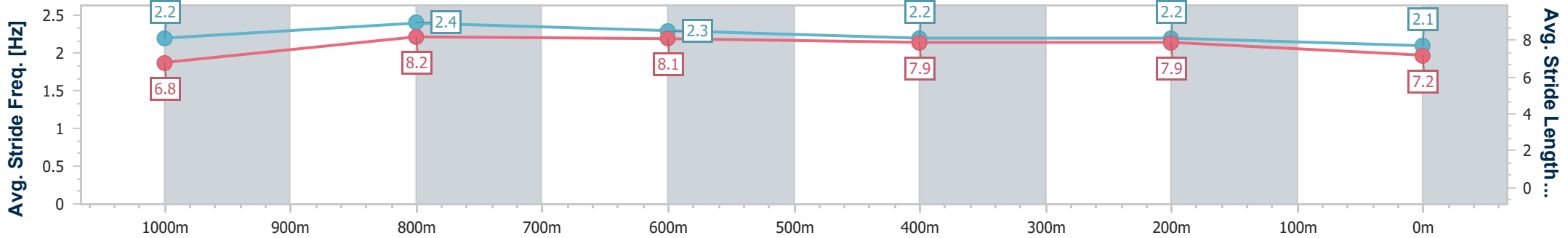
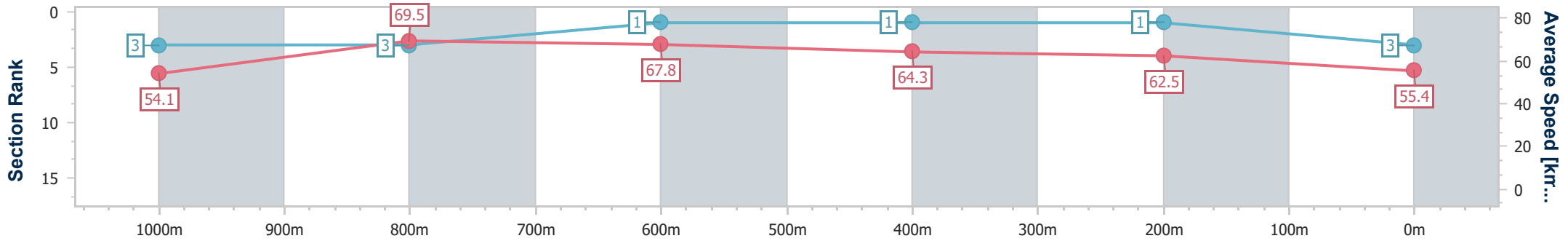
Race 6: CLEAR TO WORK ST RITA'S Class 2 Handicap - 1200m

19 October 2024 - 14:33

Track Rating: Good 4, Weather: Fine, Rail Position: +6m Entire

BRISBANE RACING CLUB

Section	Overall	1000m	800m	600m	400m	200m
Section Times	1:10.03 [3] (0:13.32)	0:56.71 [3] (0:10.43)	0:46.28 [3] (0:10.58)	0:35.70 [1] (0:11.22)	0:24.48 [1] (0:11.53)	0:12.95 [1] (0:12.95)
Average Speed [km/h]	54.1	69.5	67.8	64.3	62.5	55.4
Top Speed [km/h]	69.9	70.3	69.2	66.3	64.0	60.2
Avg. Dist. to Rail [m]	1.1	1.4	0.5	0.4	1.9	1.7
Avg. Stride Freq. [Hz]	2.2	2.4	2.3	2.2	2.2	2.1
Avg. Stride Length [m]	6.8	8.2	8.1	7.9	7.9	7.2



- [] Ranking at each section and finish
- .-.- No data available at this section
- NA No data available



Horse/Jockey Name	Master Gee
Final Rank	4
Fastest Section Time (Section)	0:10.71 (1000m)
Top Speed [km/h] (Section)	69.1 (1000m)
Race State	Finished



Eagle Farm QLD Professional

Race 6: CLEAR TO WORK ST RITA'S Class 2 Handicap - 1200m

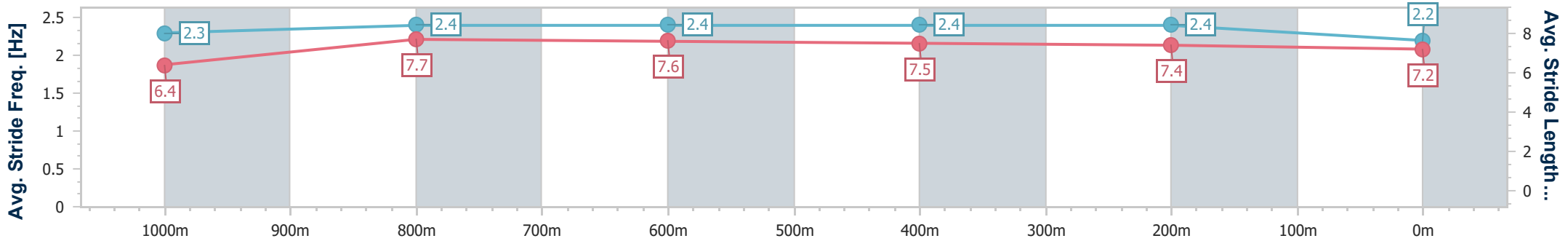
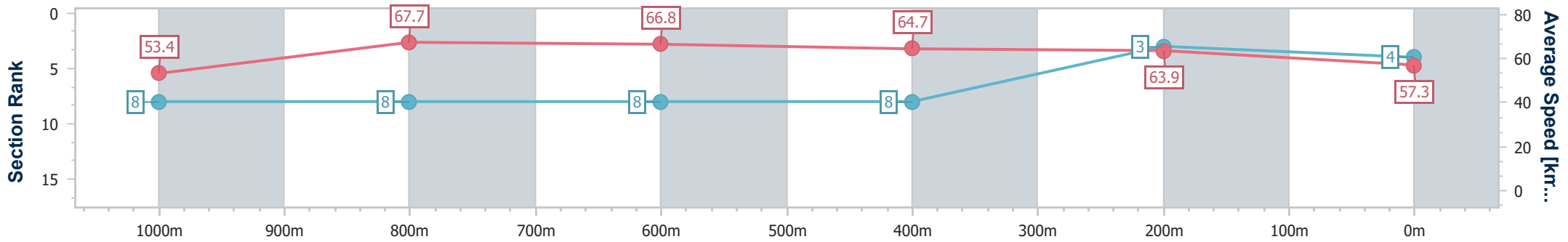
19 October 2024 - 14:33

Track Rating: Good 4, Weather: Fine, Rail Position: +6m Entire



BRISBANE RACING CLUB

Section	Overall	1000m	800m	600m	400m	200m
Section Times	1:10.08 [4] (0:13.53)	0:56.55 [8] (0:10.71)	0:45.84 [8] (0:10.86)	0:34.98 [8] (0:11.13)	0:23.85 [8] (0:11.29)	0:12.56 [3] (0:12.56)
Average Speed [km/h]	53.4	67.7	66.8	64.7	63.9	57.3
Top Speed [km/h]	68.7	69.1	67.2	65.6	66.3	60.8
Avg. Dist. to Rail [m]	2.1	1.7	0.9	0.7	2.4	1.2
Avg. Stride Freq. [Hz]	2.3	2.4	2.4	2.4	2.4	2.2
Avg. Stride Length [m]	6.4	7.7	7.6	7.5	7.4	7.2



- [] Ranking at each section and finish
- .-.- No data available at this section
- NA No data available



Horse/Jockey Name	Tellez
Final Rank	5
Fastest Section Time (Section)	0:10.65 (800m)
Top Speed [km/h] (Section)	69.8 (1000m)
Race State	Finished



Eagle Farm QLD Professional

Race 6: CLEAR TO WORK ST RITA'S Class 2 Handicap - 1200m

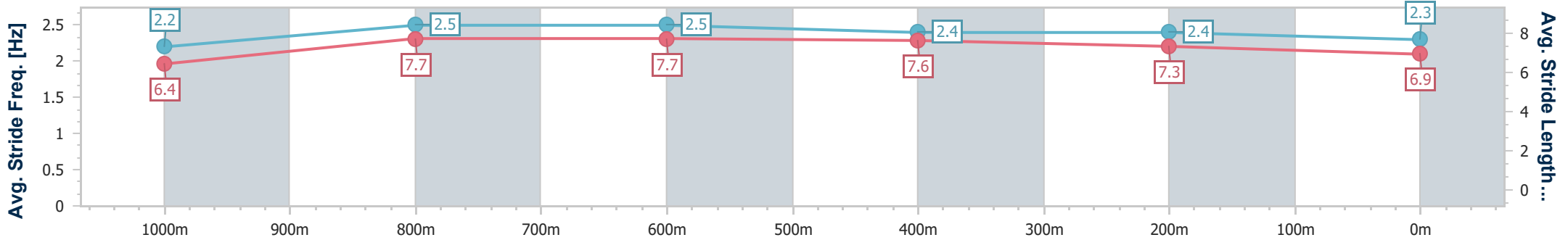
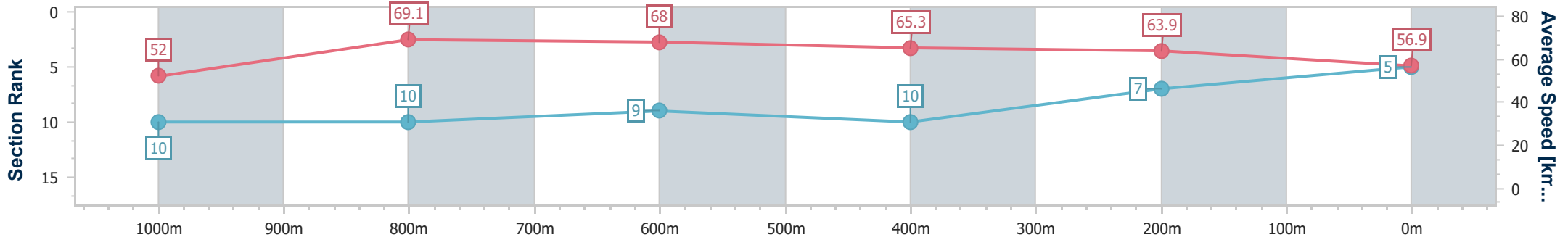
19 October 2024 - 14:33

Track Rating: Good 4, Weather: Fine, Rail Position: +6m Entire



BRISBANE RACING CLUB

Section	Overall	1000m	800m	600m	400m	200m
Section Times	1:10.33 [5] (0:13.90)	0:56.43 [10] (0:10.68)	0:45.75 [10] (0:10.65)	0:35.10 [9] (0:11.19)	0:23.91 [10] (0:11.25)	0:12.66 [7] (0:12.66)
Average Speed [km/h]	52.0	69.1	68.0	65.3	63.9	56.9
Top Speed [km/h]	69.7	69.8	69.5	66.8	66.2	61.1
Avg. Dist. to Rail [m]	6.1	4.4	2.3	2.8	6.8	5.6
Avg. Stride Freq. [Hz]	2.2	2.5	2.5	2.4	2.4	2.3
Avg. Stride Length [m]	6.4	7.7	7.7	7.6	7.3	6.9



- [] Ranking at each section and finish
- .-.- No data available at this section
- NA No data available



Horse/Jockey Name	Milton Road
Final Rank	6
Fastest Section Time (Section)	0:10.57 (1000m)
Top Speed [km/h] (Section)	70.3 (Overall)
Race State	Finished



Eagle Farm QLD Professional

Race 6: CLEAR TO WORK ST RITA'S Class 2 Handicap - 1200m

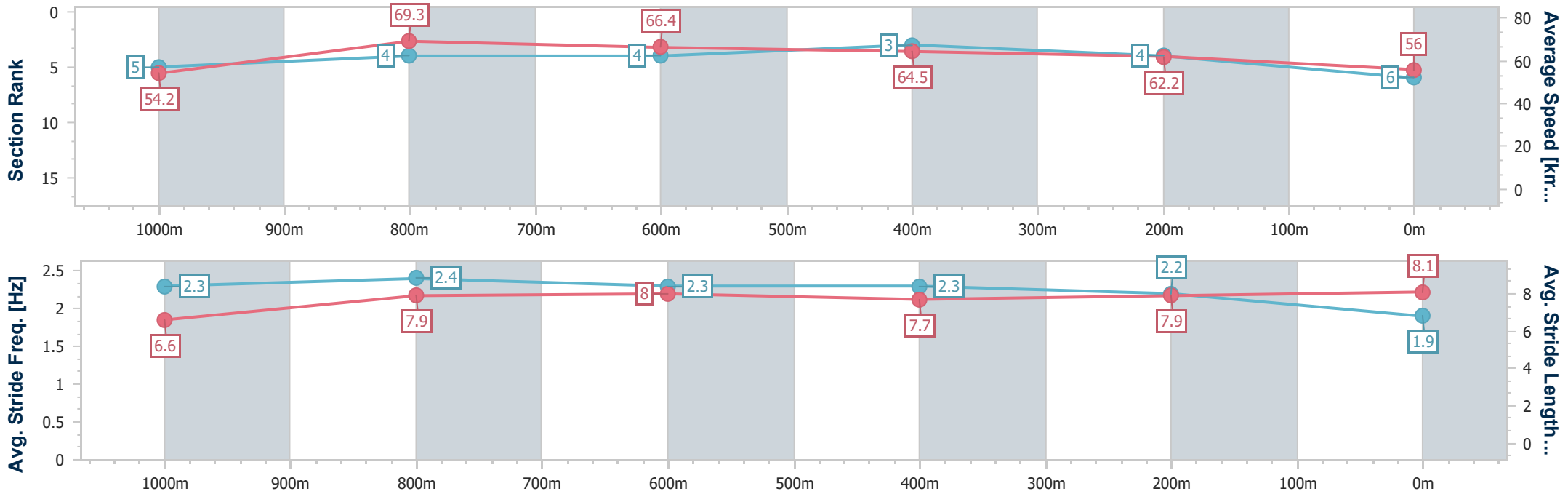
19 October 2024 - 14:33

Track Rating: Good 4, Weather: Fine, Rail Position: +6m Entire



BRISBANE RACING CLUB

Section	Overall	1000m	800m	600m	400m	200m
Section Times	1:10.44 [6] (0:13.34)	0:57.10 [5] (0:10.57)	0:46.53 [4] (0:10.87)	0:35.66 [4] (0:11.21)	0:24.45 [3] (0:11.56)	0:12.89 [4] (0:12.89)
Average Speed [km/h]	54.2	69.3	66.4	64.5	62.2	56.0
Top Speed [km/h]	70.3	70.1	68.3	65.4	65.3	59.5
Avg. Dist. to Rail [m]	2.9	3.5	1.0	0.7	4.0	4.6
Avg. Stride Freq. [Hz]	2.3	2.4	2.3	2.3	2.2	1.9
Avg. Stride Length [m]	6.6	7.9	8.0	7.7	7.9	8.1



- [] Ranking at each section and finish
- .-.- No data available at this section
- NA No data available



Horse/Jockey Name	Runwiththetide
Final Rank	7
Fastest Section Time (Section)	0:10.44 (1000m)
Top Speed [km/h] (Section)	71.0 (1000m)
Race State	Finished



Eagle Farm QLD Professional



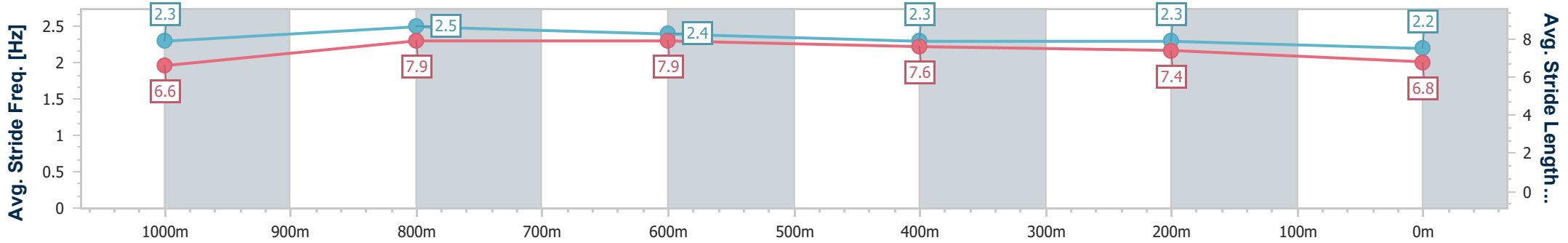
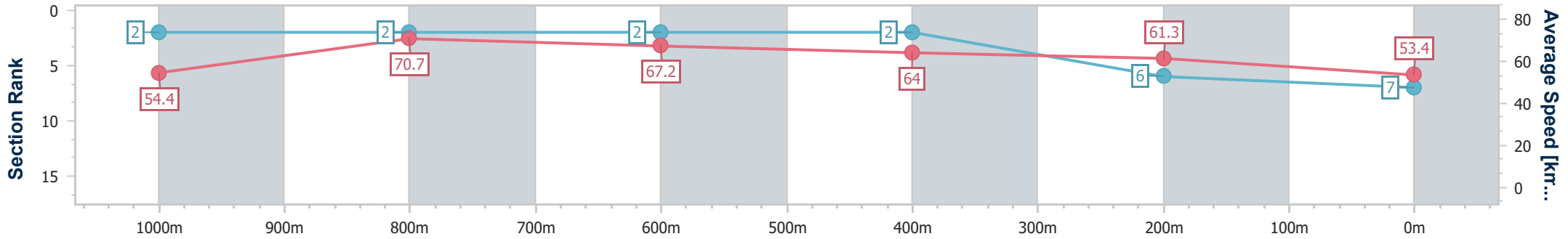
Race 6: CLEAR TO WORK ST RITA'S Class 2 Handicap - 1200m

19 October 2024 - 14:33

Track Rating: Good 4, Weather: Fine, Rail Position: +6m Entire

BRISBANE RACING CLUB

Section	Overall	1000m	800m	600m	400m	200m
Section Times	1:11.08 [7] (0:13.30)	0:57.78 [2] (0:10.44)	0:47.34 [2] (0:10.81)	0:36.53 [2] (0:11.28)	0:25.25 [2] (0:11.78)	0:13.47 [6] (0:13.47)
Average Speed [km/h]	54.4	70.7	67.2	64.0	61.3	53.4
Top Speed [km/h]	70.6	71.0	69.6	65.0	63.9	57.6
Avg. Dist. to Rail [m]	6.6	4.6	2.1	1.3	1.7	1.7
Avg. Stride Freq. [Hz]	2.3	2.5	2.4	2.3	2.3	2.2
Avg. Stride Length [m]	6.6	7.9	7.9	7.6	7.4	6.8



- [] Ranking at each section and finish
- .-.- No data available at this section
- NA No data available



Horse/Jockey Name	Capital Chase
Final Rank	8
Fastest Section Time (Section)	0:10.62 (1000m)
Top Speed [km/h] (Section)	71.2 (Overall)
Race State	Finished



Eagle Farm QLD Professional



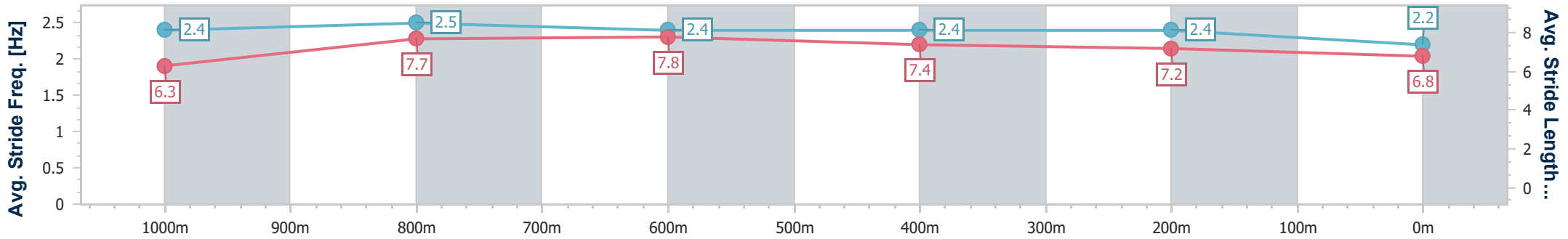
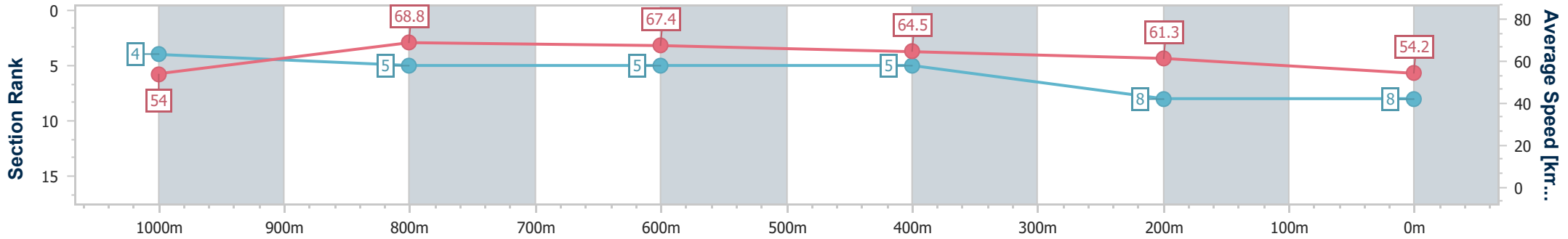
Race 6: CLEAR TO WORK ST RITA'S Class 2 Handicap - 1200m

19 October 2024 - 14:33

Track Rating: Good 4, Weather: Fine, Rail Position: +6m Entire

BRISBANE RACING CLUB

Section	Overall	1000m	800m	600m	400m	200m
Section Times	1:11.09 [8] (0:13.34)	0:57.75 [4] (0:10.62)	0:47.13 [5] (0:10.83)	0:36.30 [5] (0:11.28)	0:25.02 [5] (0:11.72)	0:13.30 [8]
Average Speed [km/h]	54.0	68.8	67.4	64.5	61.3	54.2
Top Speed [km/h]	71.2	71.2	68.3	66.5	63.3	58.3
Avg. Dist. to Rail [m]	5.4	2.9	1.8	2.7	6.0	3.5
Avg. Stride Freq. [Hz]	2.4	2.5	2.4	2.4	2.4	2.2
Avg. Stride Length [m]	6.3	7.7	7.8	7.4	7.2	6.8



- [] Ranking at each section and finish
- .-.- No data available at this section
- NA No data available



Horse/Jockey Name	Torabella
Final Rank	9
Fastest Section Time (Section)	0:10.41 (1000m)
Top Speed [km/h] (Section)	72.0 (1000m)
Race State	Finished



Eagle Farm QLD Professional

Race 6: CLEAR TO WORK ST RITA'S Class 2 Handicap - 1200m

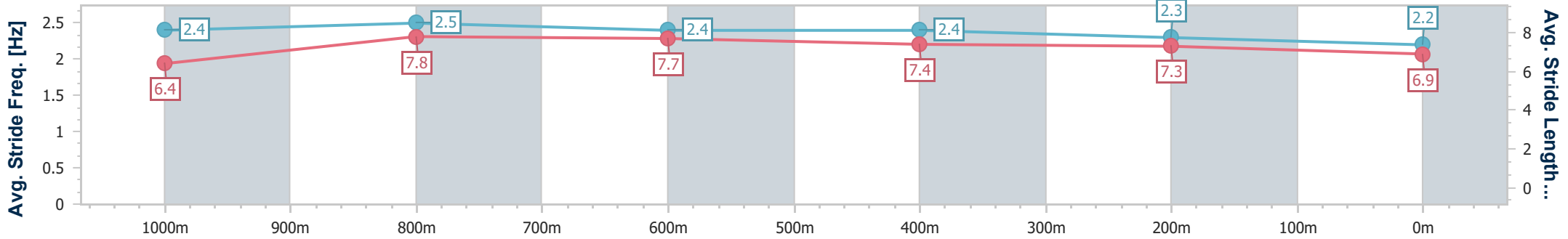
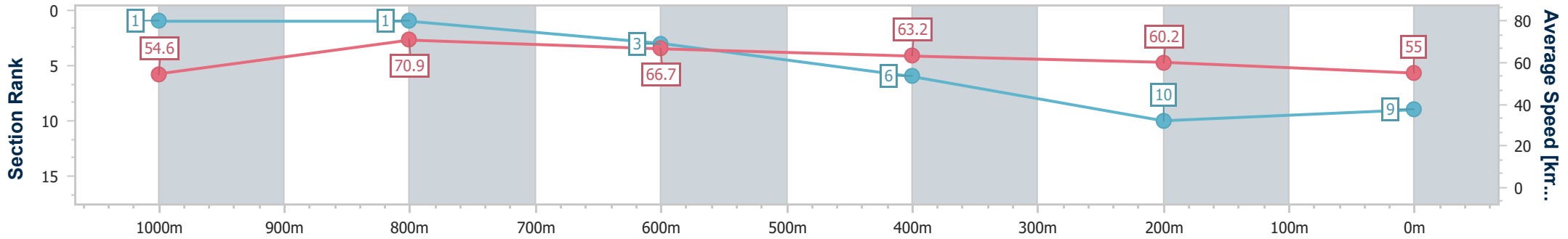
19 October 2024 - 14:33

Track Rating: Good 4, Weather: Fine, Rail Position: +6m Entire



BRISBANE RACING CLUB

Section	Overall	1000m	800m	600m	400m	200m
Section Times	1:11.16 [9] (0:13.25)	0:57.91 [1] (0:10.41)	0:47.50 [1] (0:10.92)	0:36.58 [3] (0:11.53)	0:25.05 [6] (0:11.98)	0:13.07 [10] (0:13.07)
Average Speed [km/h]	54.6	70.9	66.7	63.2	60.2	55.0
Top Speed [km/h]	70.3	72.0	69.5	65.2	62.8	57.6
Avg. Dist. to Rail [m]	7.7	4.9	2.5	2.8	5.3	1.5
Avg. Stride Freq. [Hz]	2.4	2.5	2.4	2.4	2.3	2.2
Avg. Stride Length [m]	6.4	7.8	7.7	7.4	7.3	6.9



- [] Ranking at each section and finish
- .-.- No data available at this section
- NA No data available



Horse/Jockey Name	Tres Redoute
Final Rank	10
Fastest Section Time (Section)	0:10.56 (1000m)
Top Speed [km/h] (Section)	71.4 (1000m)
Race State	Finished



Eagle Farm QLD Professional

Race 6: CLEAR TO WORK ST RITA'S Class 2 Handicap - 1200m

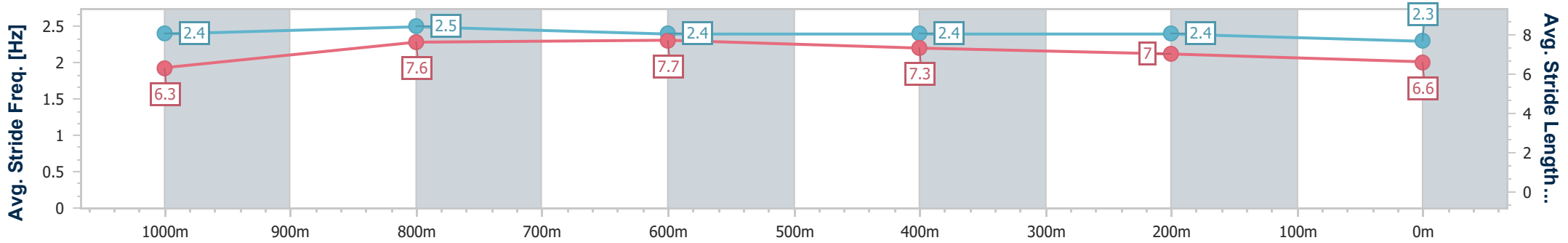
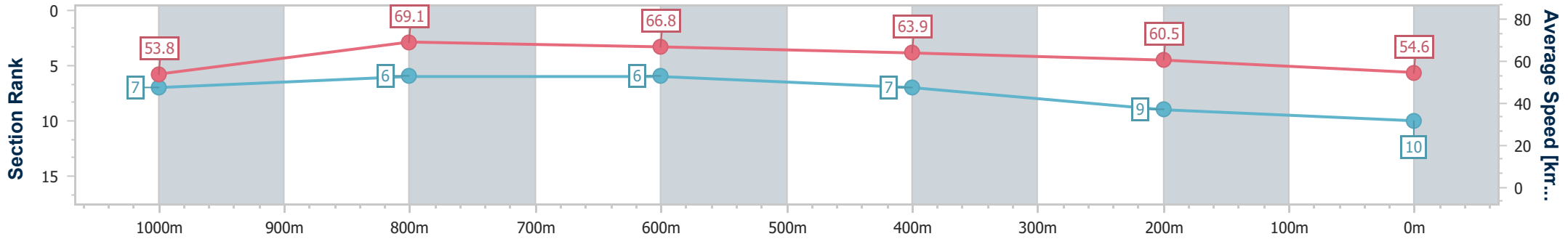
19 October 2024 - 14:33

Track Rating: Good 4, Weather: Fine, Rail Position: +6m Entire



BRISBANE RACING CLUB

Section	Overall	1000m	800m	600m	400m	200m
Section Times	1:11.30 [10] (0:13.43)	0:57.87 [7] (0:10.56)	0:47.31 [6] (0:10.84)	0:36.47 [6] (0:11.40)	0:25.07 [7] (0:11.85)	0:13.22 [9] (0:13.22)
Average Speed [km/h]	53.8	69.1	66.8	63.9	60.5	54.6
Top Speed [km/h]	69.8	71.4	68.0	66.9	63.4	58.3
Avg. Dist. to Rail [m]	2.0	2.9	1.1	2.5	6.3	3.7
Avg. Stride Freq. [Hz]	2.4	2.5	2.4	2.4	2.4	2.3
Avg. Stride Length [m]	6.3	7.6	7.7	7.3	7.0	6.6



- [] Ranking at each section and finish
- .-.- No data available at this section
- NA No data available



Eagle Farm QLD Professional

Race 7: Place Ascot BM90 Handicap - 1200m

19 October 2024 - 15:24



BRISBANE
RACING CLUB

Track Rating: Good 4, Weather: Fine, Rail Position: +6m Entire

Section		Overall	1000m	800m	600m	400m	200m	Last 600m					
Field Times		1:09.63 (0:13.36)	0:56.27 (0:11.13)	0:45.14 (0:11.34)	0:33.80 (0:10.87)	0:22.93 (0:10.95)	0:11.98 (0:11.98)	0:33.80					
Rank	TAB Horse/Jockey	Barrier	Top Speed [km/h]	Fastest Section							Margin	Distance Travelled [m]	
1	1 BUBBA'S BAY Cody Collis	5	67.6 600m	0:10.87 600m	1:09.63 [1] (0:13.36)	0:56.27 [1] (0:11.13)	0:45.14 [1] (0:11.34)	0:33.80 [1] (0:10.87)	0:22.93 [1] (0:10.95)	0:11.98 [1] (0:11.98)	1:09.63	0:33.80	
2	3 MANHOOD Jag Guthmann-Chester	2	67.9 400m	0:10.95 400m	1:09.94 [2] (0:13.55)	0:56.39 [2] (0:11.11)	0:45.28 [2] (0:11.32)	0:33.96 [2] (0:11.03)	0:22.93 [2] (0:10.95)	0:11.98 [2] (0:11.98)	1.81L	0:33.96	+1
3	7 EXOTIQUE MISS Tahlia Fenlon	3	67.5 400m	0:10.86 600m	1:10.00 [3] (0:13.90)	0:56.10 [4] (0:11.18)	0:44.92 [5] (0:11.40)	0:33.52 [6] (0:10.86)	0:22.66 [5] (0:10.89)	0:11.77 [5] (0:11.77)	2.16L	0:33.52	-5
4	6 ART BY CONCORDE Kyle Wilson-Taylor	4	68.0 1000m	0:10.91 1000m	1:10.09 [4] (0:14.02)	0:56.07 [5] (0:10.91)	0:45.16 [4] (0:11.23)	0:33.93 [4] (0:10.94)	0:22.99 [3] (0:11.06)	0:11.93 [3] (0:11.93)	2.73L	0:33.93	-1
5	4 OVIDIUS Emily Lang	1	66.7 400m	0:10.97 600m	1:10.26 [5] (0:13.58)	0:56.68 [3] (0:11.32)	0:45.36 [3] (0:11.25)	0:34.11 [3] (0:10.97)	0:23.14 [4] (0:11.08)	0:12.06 [4] (0:12.06)	3.73L	0:34.11	-1
6	2 EKATERINA Martin Harley	6	67.6 1000m	0:10.90 600m	1:10.58 [6] (0:14.23)	0:56.35 [6] (0:11.05)	0:45.30 [6] (0:11.19)	0:34.11 [5] (0:10.90)	0:23.21 [6] (0:10.92)	0:12.29 [6] (0:12.29)	5.6L	0:34.11	-1

Scratched: Cigar Flick (#8), Ned's Gully (#5)



Horse/Jockey Name	Bubba's Bay
Final Rank	1
Fastest Section Time (Section)	0:10.87 (600m)
Top Speed [km/h] (Section)	67.6 (600m)
Race State	Finished



Eagle Farm QLD Professional

Race 7: Place Ascot BM90 Handicap - 1200m

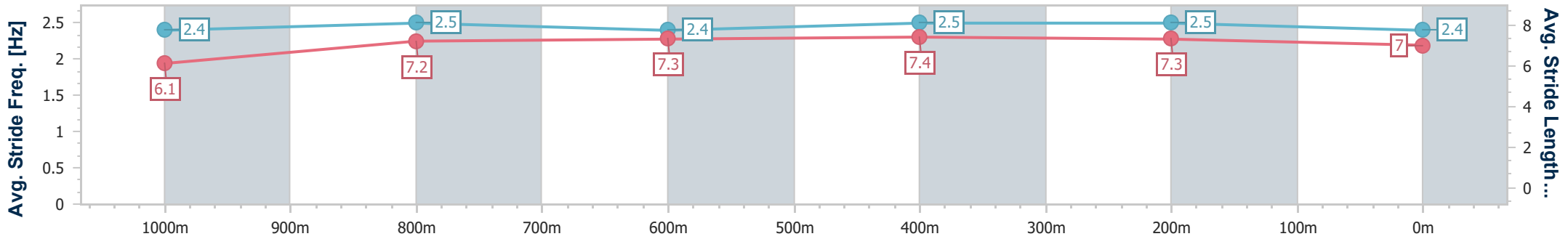
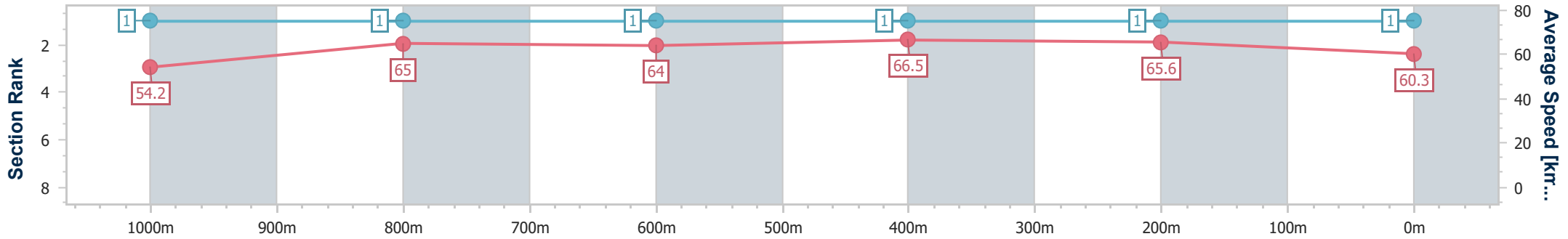
19 October 2024 - 15:24

Track Rating: Good 4, Weather: Fine, Rail Position: +6m Entire



BRISBANE RACING CLUB

Section	Overall	1000m	800m	600m	400m	200m
Section Times	1:09.63 [1] (0:13.36)	0:56.27 [1] (0:11.13)	0:45.14 [1] (0:11.34)	0:33.80 [1] (0:10.87)	0:22.93 [1] (0:10.95)	0:11.98 [1] (0:11.98)
Average Speed [km/h]	54.2	65.0	64.0	66.5	65.6	60.3
Top Speed [km/h]	66.6	67.0	65.4	67.6	66.5	64.8
Avg. Dist. to Rail [m]	2.4	1.5	1.5	1.5	1.9	0.6
Avg. Stride Freq. [Hz]	2.4	2.5	2.4	2.5	2.5	2.4
Avg. Stride Length [m]	6.1	7.2	7.3	7.4	7.3	7.0



- [] Ranking at each section and finish
- .-.- No data available at this section
- NA No data available



Horse/Jockey Name	Manhood
Final Rank	2
Fastest Section Time (Section)	0:10.95 (400m)
Top Speed [km/h] (Section)	67.9 (400m)
Race State	Finished



Eagle Farm QLD Professional

Race 7: Place Ascot BM90 Handicap - 1200m

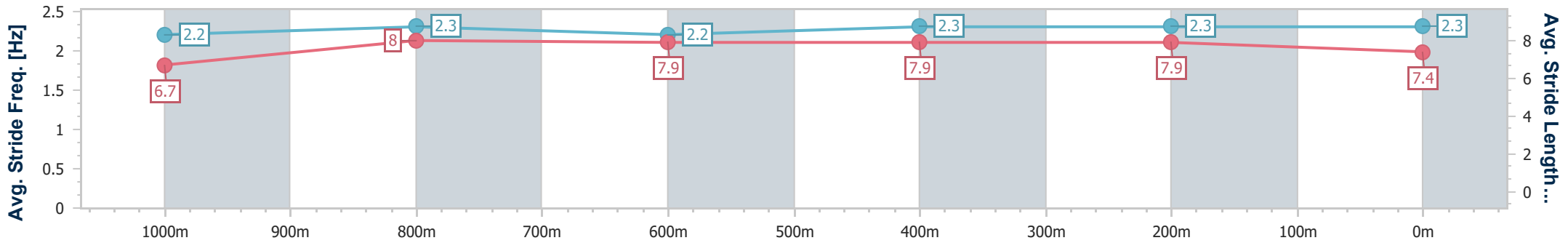
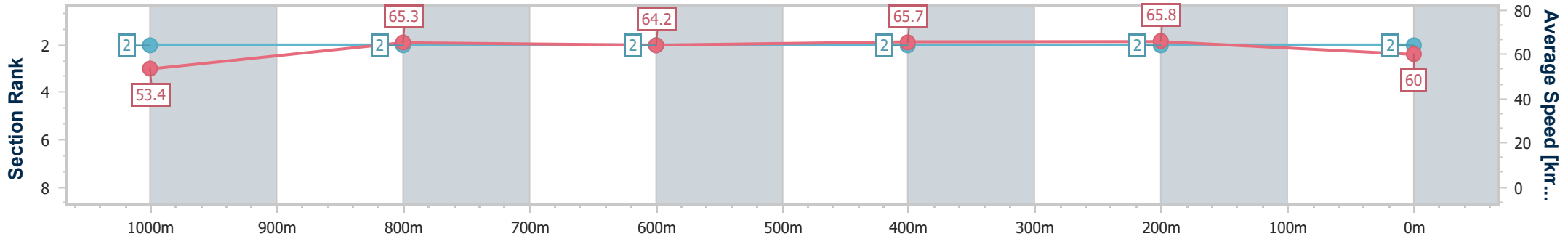
19 October 2024 - 15:24

Track Rating: Good 4, Weather: Fine, Rail Position: +6m Entire



BRISBANE RACING CLUB

Section	Overall	1000m	800m	600m	400m	200m
Section Times	1:09.94 [2] (0:13.55)	0:56.39 [2] (0:11.11)	0:45.28 [2] (0:11.32)	0:33.96 [2] (0:11.03)	0:22.93 [2] (0:10.95)	0:11.98 [2] (0:11.98)
Average Speed [km/h]	53.4	65.3	64.2	65.7	65.8	60.0
Top Speed [km/h]	67.6	66.7	64.9	67.6	67.9	64.3
Avg. Dist. to Rail [m]	1.6	2.2	1.8	1.4	2.3	2.4
Avg. Stride Freq. [Hz]	2.2	2.3	2.2	2.3	2.3	2.3
Avg. Stride Length [m]	6.7	8.0	7.9	7.9	7.9	7.4



- [] Ranking at each section and finish
- .-.- No data available at this section
- NA No data available



Horse/Jockey Name	Exotique Miss
Final Rank	3
Fastest Section Time (Section)	0:10.86 (600m)
Top Speed [km/h] (Section)	67.5 (400m)
Race State	Finished



Eagle Farm QLD Professional

Race 7: Place Ascot BM90 Handicap - 1200m

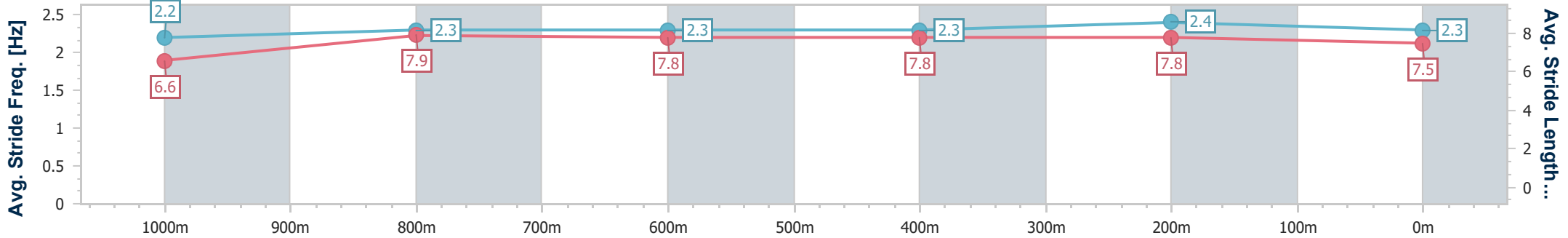
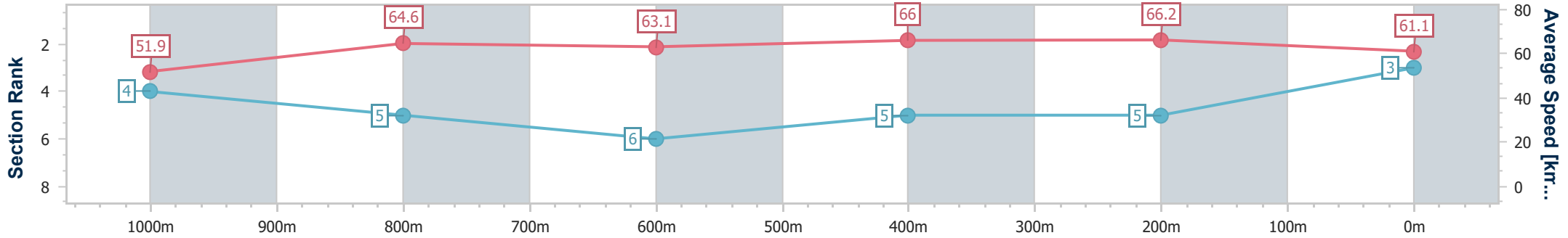
19 October 2024 - 15:24

Track Rating: Good 4, Weather: Fine, Rail Position: +6m Entire



BRISBANE RACING CLUB

Section	Overall	1000m	800m	600m	400m	200m
Section Times	1:10.00 [3] (0:13.90)	0:56.10 [4] (0:11.18)	0:44.92 [5] (0:11.40)	0:33.52 [6] (0:10.86)	0:22.66 [5] (0:10.89)	0:11.77 [5] (0:11.77)
Average Speed [km/h]	51.9	64.6	63.1	66.0	66.2	61.1
Top Speed [km/h]	66.6	66.2	64.7	67.1	67.5	63.9
Avg. Dist. to Rail [m]	1.3	0.7	0.3	0.8	0.2	0.6
Avg. Stride Freq. [Hz]	2.2	2.3	2.3	2.3	2.4	2.3
Avg. Stride Length [m]	6.6	7.9	7.8	7.8	7.8	7.5



- [] Ranking at each section and finish
- .-.- No data available at this section
- NA No data available



Horse/Jockey Name	Art By Concorde
Final Rank	4
Fastest Section Time (Section)	0:10.91 (1000m)
Top Speed [km/h] (Section)	68.0 (1000m)
Race State	Finished



Eagle Farm QLD Professional

Race 7: Place Ascot BM90 Handicap - 1200m

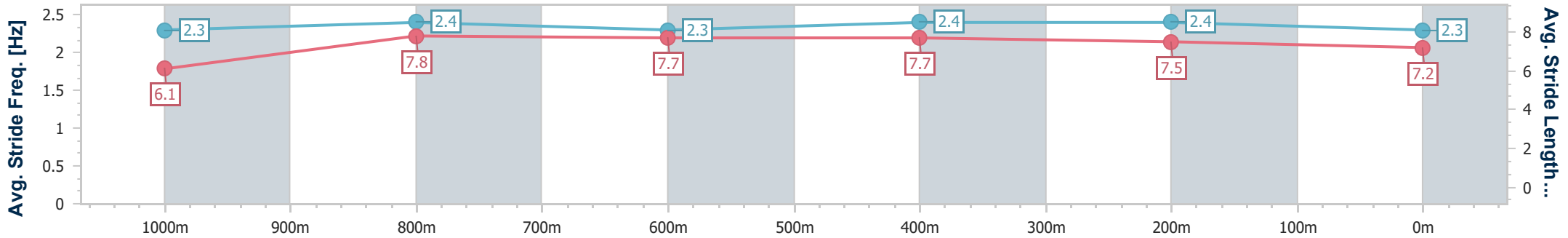
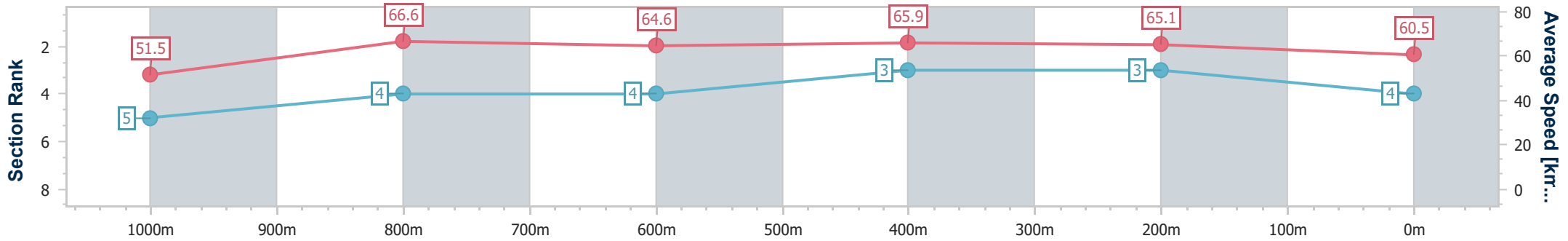
19 October 2024 - 15:24

Track Rating: Good 4, Weather: Fine, Rail Position: +6m Entire



BRISBANE RACING CLUB

Section	Overall	1000m	800m	600m	400m	200m
Section Times	1:10.09 [4] (0:14.02)	0:56.07 [5] (0:10.91)	0:45.16 [4] (0:11.23)	0:33.93 [4] (0:10.94)	0:22.99 [3] (0:11.06)	0:11.93 [3] (0:11.93)
Average Speed [km/h]	51.5	66.6	64.6	65.9	65.1	60.5
Top Speed [km/h]	67.6	68.0	65.9	67.2	67.1	63.4
Avg. Dist. to Rail [m]	3.3	1.8	0.9	0.7	2.7	4.1
Avg. Stride Freq. [Hz]	2.3	2.4	2.3	2.4	2.4	2.3
Avg. Stride Length [m]	6.1	7.8	7.7	7.7	7.5	7.2



- [] Ranking at each section and finish
- .-.- No data available at this section
- NA No data available



Horse/Jockey Name	Ovidius
Final Rank	5
Fastest Section Time (Section)	0:10.97 (600m)
Top Speed [km/h] (Section)	66.7 (400m)
Race State	Finished



Eagle Farm QLD Professional

Race 7: Place Ascot BM90 Handicap - 1200m

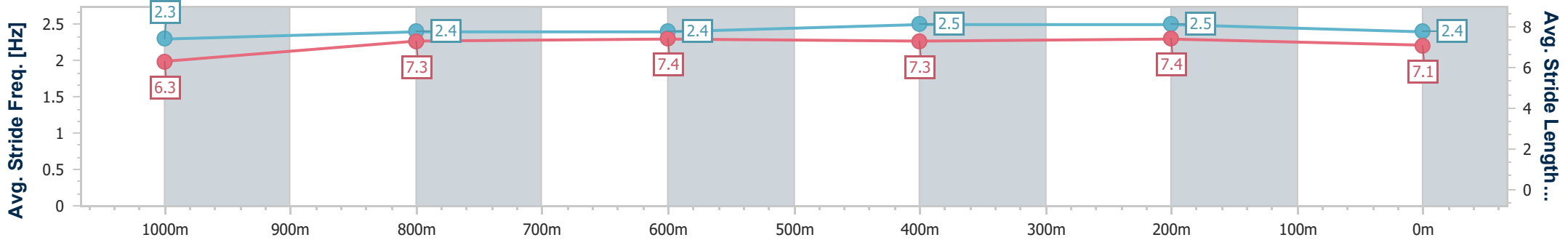
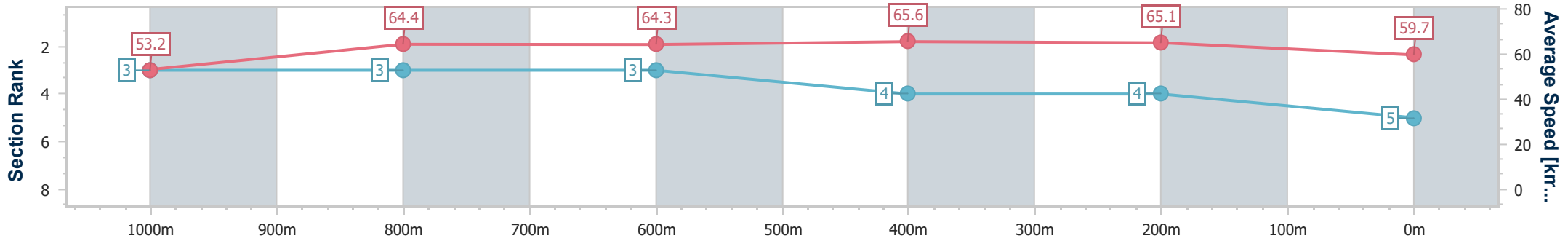
19 October 2024 - 15:24

Track Rating: Good 4, Weather: Fine, Rail Position: +6m Entire



BRISBANE RACING CLUB

Section	Overall	1000m	800m	600m	400m	200m
Section Times	1:10.26 [5] (0:13.58)	0:56.68 [3] (0:11.32)	0:45.36 [3] (0:11.25)	0:34.11 [3] (0:10.97)	0:23.14 [4] (0:11.08)	0:12.06 [4] (0:12.06)
Average Speed [km/h]	53.2	64.4	64.3	65.6	65.1	59.7
Top Speed [km/h]	64.5	65.3	65.2	66.3	66.7	63.5
Avg. Dist. to Rail [m]	1.7	2.7	1.3	0.4	1.8	2.5
Avg. Stride Freq. [Hz]	2.3	2.4	2.4	2.5	2.5	2.4
Avg. Stride Length [m]	6.3	7.3	7.4	7.3	7.4	7.1



- [] Ranking at each section and finish
- .-.- No data available at this section
- NA No data available



Horse/Jockey Name	Ekaterina
Final Rank	6
Fastest Section Time (Section)	0:10.90 (600m)
Top Speed [km/h] (Section)	67.6 (1000m)
Race State	Finished



Eagle Farm QLD Professional

Race 7: Place Ascot BM90 Handicap - 1200m

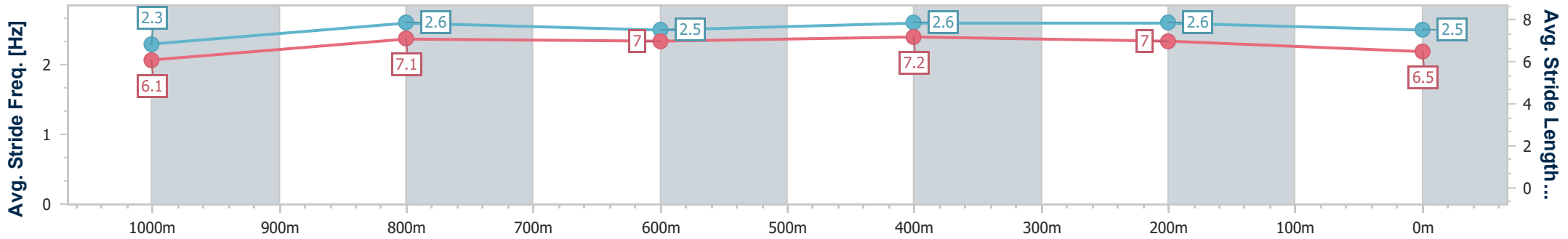
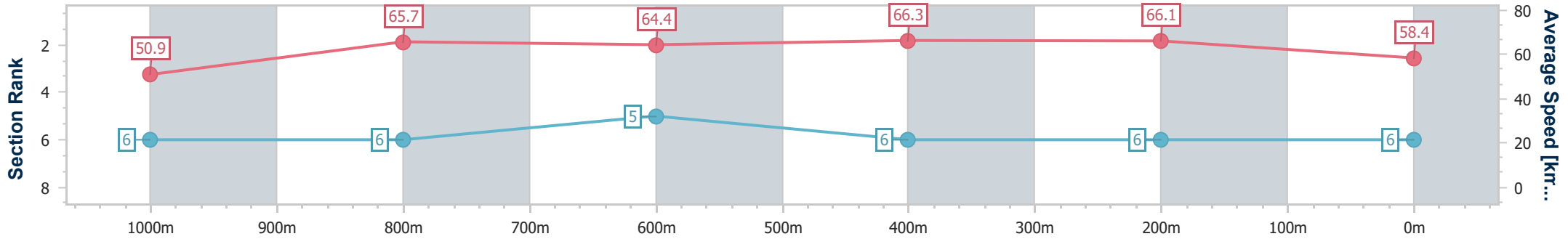
19 October 2024 - 15:24

Track Rating: Good 4, Weather: Fine, Rail Position: +6m Entire



BRISBANE RACING CLUB

Section	Overall	1000m	800m	600m	400m	200m
Section Times	1:10.58 [6] (0:14.23)	0:56.35 [6] (0:11.05)	0:45.30 [6] (0:11.19)	0:34.11 [5] (0:10.90)	0:23.21 [6] (0:10.92)	0:12.29 [6] (0:12.29)
Average Speed [km/h]	50.9	65.7	64.4	66.3	66.1	58.4
Top Speed [km/h]	66.9	67.6	65.5	67.4	67.1	63.5
Avg. Dist. to Rail [m]	3.7	2.1	0.8	0.7	4.3	4.5
Avg. Stride Freq. [Hz]	2.3	2.6	2.5	2.6	2.6	2.5
Avg. Stride Length [m]	6.1	7.1	7.0	7.2	7.0	6.5



- [] Ranking at each section and finish
- .-.- No data available at this section
- NA No data available



Eagle Farm QLD Professional

Race 8: Madison Cleaning QTIS Three-Years-Old Handicap - 1400m

19 October 2024 - 16:01



BRISBANE
RACING CLUB

Track Rating: Good 4, Weather: Fine, Rail Position: +6m Entire

Section		Overall	1200m	1000m	800m	600m	400m	Last 600m				
Field Times		1:22.22 (0:13.24)	1:08.98 (0:10.48)	0:58.50 (0:11.04)	0:47.46 (0:11.33)	0:36.13 (0:11.41)	0:24.72 (0:12.01)	0:36.13				
Rank	TAB Horse/Jockey	Barrier	Top Speed [km/h]	Fastest Section	Distance Travelled [m]							
1	5 APUNTAR Taylor Marshall	4	69.6 1200m	0:10.66 1200m	1:22.22 [1] (0:14.01)	1:08.21 [10] (0:10.66)	0:57.55 [10] (0:11.06)	0:46.49 [9] (0:11.38)	0:35.11 [8] (0:11.35)	0:23.76 [6] (0:11.53)	0:35.11	
2	6 BOLLINGER MISS Martin Harley	5	70.3 1200m	0:10.61 1200m	1:22.43 [2] (0:13.62)	1:08.81 [4] (0:10.61)	0:58.20 [4] (0:10.97)	0:47.23 [3] (0:11.36)	0:35.87 [3] (0:11.34)	0:24.53 [3] (0:11.61)	0:35.87	-2
3	8 I'M HEROIC Angela Jones	3	69.5 1200m	0:10.57 1200m	1:22.79 [3] (0:13.85)	1:08.94 [7] (0:10.57)	0:58.37 [7] (0:11.14)	0:47.23 [7] (0:11.32)	0:35.91 [6] (0:11.48)	0:24.43 [5] (0:11.68)	0:35.91	-3
4	4 PROMINENT LAD Noel Callow	8	69.5 1200m	0:10.61 1200m	1:22.83 [4] (0:13.74)	1:09.09 [6] (0:10.61)	0:58.48 [6] (0:11.13)	0:47.35 [6] (0:11.56)	0:35.79 [7] (0:11.66)	0:24.13 [9] (0:11.44)	0:35.79	+5
5	1 GIN A TONIC Emily Lang	1	70.2 1200m	0:10.48 1200m	1:22.99 [5] (0:13.24)	1:09.75 [1] (0:10.48)	0:59.27 [1] (0:11.04)	0:48.23 [1] (0:11.33)	0:36.90 [1] (0:11.41)	0:25.49 [1] (0:12.05)	0:36.90	-1
6	3 ESTRONDO James Orman	10	69.9 1200m	0:10.64 1200m	1:23.28 [6] (0:13.89)	1:09.39 [8] (0:10.64)	0:58.75 [8] (0:11.11)	0:47.64 [8] (0:11.48)	0:36.16 [9] (0:11.53)	0:24.63 [7] (0:11.63)	0:36.16	+4
7	10 RESOLUTE LADY Tahlia Fenlon	2	69.0 1200m	0:10.62 1200m	1:23.29 [7] (0:13.71)	1:09.58 [5] (0:10.62)	0:58.96 [5] (0:10.92)	0:48.04 [5] (0:11.39)	0:36.65 [5] (0:11.63)	0:25.02 [4] (0:11.91)	0:36.65	-1
8	2 ALPHA BRAVO Cejay Graham	6	69.8 1200m	0:10.63 1200m	1:23.53 [8] (0:13.28)	1:10.25 [2] (0:10.63)	0:59.62 [2] (0:11.05)	0:48.57 [2] (0:11.38)	0:37.19 [2] (0:11.53)	0:25.66 [2] (0:12.13)	0:37.19	+2
9	9 TIME TO CRY Mark Du Plessis	9	68.9 1200m	0:10.64 1200m	1:24.29 [9] (0:14.00)	1:10.29 [9] (0:10.64)	0:59.65 [9] (0:11.17)	0:48.48 [10] (0:11.53)	0:36.95 [10] (0:11.43)	0:25.52 [10] (0:11.74)	0:36.95	+6
10	7 FAMILY OF LEAGUE Jake Bayliss	7	69.0 1200m	0:10.72 1200m	1:26.11 [10] (0:13.42)	1:12.69 [3] (0:10.72)	1:01.97 [3] (0:11.09)	0:50.88 [4] (0:11.39)	0:39.49 [4] (0:12.07)	0:27.42 [8] (0:12.66)	0:39.49	+3

[] Ranking at each section and finish
 -:-:- No data available at this section
 NA No data available

SCN Saddle cloth number
 DNF Did not finish
 DNT Did not track



Eagle Farm QLD Professional

Race 8: Madison Cleaning QTIS Three-Years-Old Handicap - 1400m

19 October 2024 - 16:01



BRISBANE
RACING CLUB

Track Rating: Good 4, Weather: Fine, Rail Position: +6m Entire

Section							200m			Last 600m
Field Times							0:12.71			0:36.13
							(0:12.71)			
Rank	TAB	Horse/Jockey	Barrier	Top Speed [km/h]	Fastest Section	Margin			Distance Travelled [m]	
1	5	APUNTAR Taylor Marshall	4	69.6 1200m	0:10.66 1200m	0:12.23 [3] (0:12.23)	1:22.22		0:35.11	
2	6	BOLLINGER MISS Martin Harley	5	70.3 1200m	0:10.61 1200m	0:12.92 [1] (0:12.92)	1.23L		0:35.87 -2	
3	8	I'M HEROIC Angela Jones	3	69.5 1200m	0:10.57 1200m	0:12.75 [5] (0:12.75)	3.36L		0:35.91 -3	
4	4	PROMINENT LAD Noel Callow	8	69.5 1200m	0:10.61 1200m	0:12.69 [6] (0:12.69)	3.59L		0:35.79 +5	
5	1	GIN A TONIC Emily Lang	1	70.2 1200m	0:10.48 1200m	0:13.44 [2] (0:13.44)	4.52L		0:36.90 -1	
6	3	ESTRONDO James Orman	10	69.9 1200m	0:10.64 1200m	0:13.00 [8] (0:13.00)	6.21L		0:36.16 +4	
7	10	RESOLUTE LADY Tahlia Fenlon	2	69.0 1200m	0:10.62 1200m	0:13.11 [7] (0:13.11)	6.3L		0:36.65 -1	
8	2	ALPHA BRAVO Cejay Graham	6	69.8 1200m	0:10.63 1200m	0:13.53 [4] (0:13.53)	7.71L		0:37.19 +2	
9	9	TIME TO CRY Mark Du Plessis	9	68.9 1200m	0:10.64 1200m	0:13.78 [9] (0:13.78)	12.14L		0:36.95 +6	
10	7	FAMILY OF LEAGUE Jake Bayliss	7	69.0 1200m	0:10.72 1200m	0:14.76 [10] (0:14.76)	22.86L		0:39.49 +3	

[] Ranking at each section and finish
 -:-:- No data available at this section
 NA No data available

SCN Saddle cloth number
 DNF Did not finish
 DNT Did not track



Horse/Jockey Name	Apuntar
Final Rank	1
Fastest Section Time (Section)	0:10.66 (1200m)
Top Speed [km/h] (Section)	69.6 (1200m)
Race State	Finished



Eagle Farm QLD Professional
Race 8: Madison Cleaning QTIS Three-Years-Old Handicap - 1400m

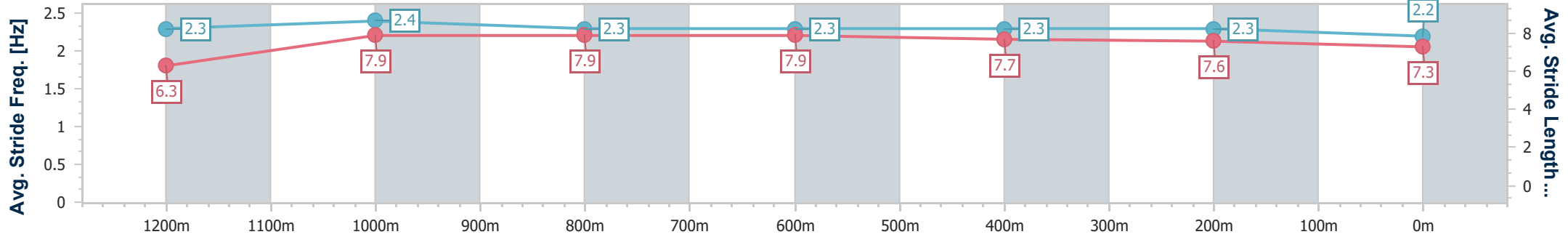
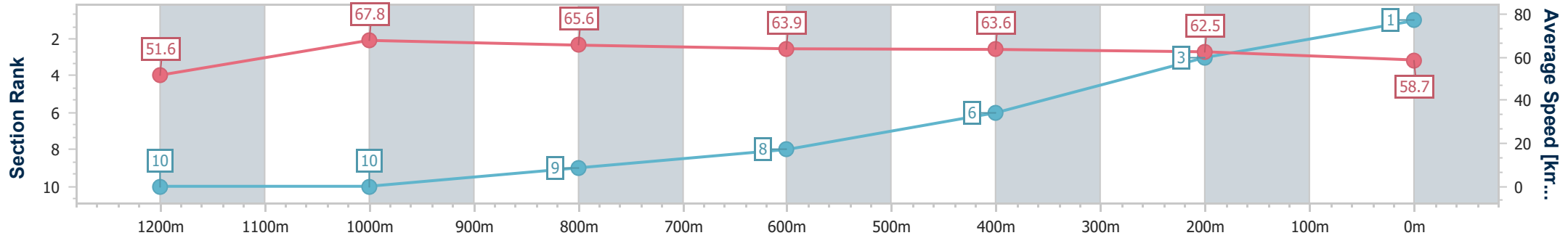
19 October 2024 - 16:01

Track Rating: Good 4, Weather: Fine, Rail Position: +6m Entire



BRISBANE RACING CLUB

Section	Overall	1200m	1000m	800m	600m	400m	200m
Section Times	1:22.22 [1] (0:14.01)	1:08.21 [10] (0:10.66)	0:57.55 [10] (0:11.06)	0:46.49 [9] (0:11.38)	0:35.11 [8] (0:11.35)	0:23.76 [6] (0:11.53)	0:12.23 [3] (0:12.23)
Average Speed [km/h]	51.6	67.8	65.6	63.9	63.6	62.5	58.7
Top Speed [km/h]	67.0	69.6	66.8	65.5	64.1	64.4	61.2
Avg. Dist. to Rail [m]	3.9	2.4	2.2	1.7	0.4	0.7	1.8
Avg. Stride Freq. [Hz]	2.3	2.4	2.3	2.3	2.3	2.3	2.2
Avg. Stride Length [m]	6.3	7.9	7.9	7.9	7.7	7.6	7.3



- [] Ranking at each section and finish
- .-.- No data available at this section
- NA No data available



Horse/Jockey Name	Bollinger Miss
Final Rank	2
Fastest Section Time (Section)	0:10.61 (1200m)
Top Speed [km/h] (Section)	70.3 (1200m)
Race State	Finished



Eagle Farm QLD Professional
Race 8: Madison Cleaning QTIS Three-Years-Old Handicap - 1400m

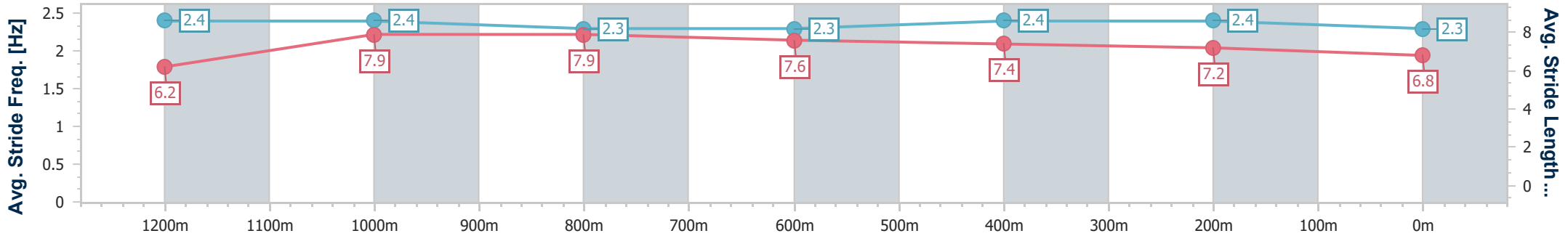
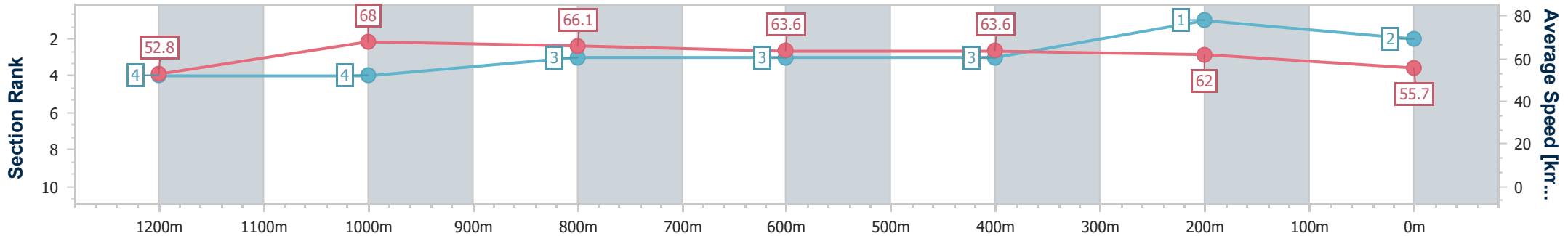
19 October 2024 - 16:01

Track Rating: Good 4, Weather: Fine, Rail Position: +6m Entire



BRISBANE RACING CLUB

Section	Overall	1200m	1000m	800m	600m	400m	200m
Section Times	1:22.43 [2] (0:13.62)	1:08.81 [4] (0:10.61)	0:58.20 [4] (0:10.97)	0:47.23 [3] (0:11.36)	0:35.87 [3] (0:11.34)	0:24.53 [3] (0:11.61)	0:12.92 [1] (0:12.92)
Average Speed [km/h]	52.8	68.0	66.1	63.6	63.6	62.0	55.7
Top Speed [km/h]	69.4	70.3	66.9	64.8	64.4	63.1	59.4
Avg. Dist. to Rail [m]	4.3	1.4	1.1	1.2	0.6	1.8	1.0
Avg. Stride Freq. [Hz]	2.4	2.4	2.3	2.3	2.4	2.4	2.3
Avg. Stride Length [m]	6.2	7.9	7.9	7.6	7.4	7.2	6.8



- [] Ranking at each section and finish
- .-.- No data available at this section
- NA No data available



Horse/Jockey Name	I'm Heroic
Final Rank	3
Fastest Section Time (Section)	0:10.57 (1200m)
Top Speed [km/h] (Section)	69.5 (1200m)
Race State	Finished



Eagle Farm QLD Professional
Race 8: Madison Cleaning QTIS Three-Years-Old Handicap - 1400m

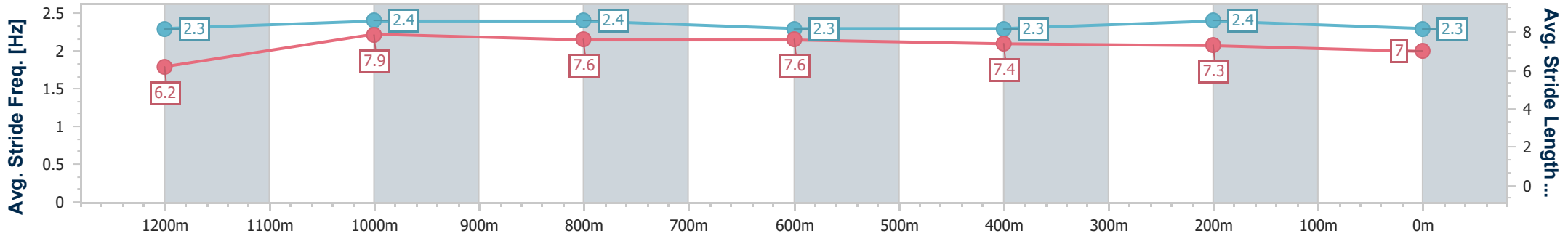
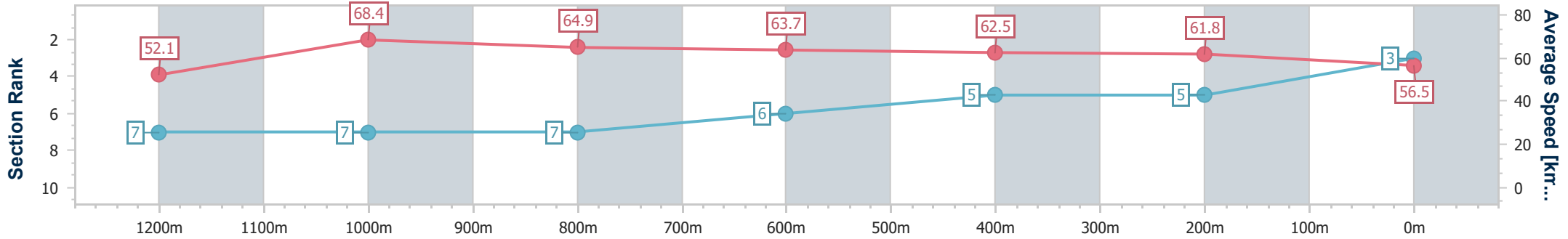
19 October 2024 - 16:01

Track Rating: Good 4, Weather: Fine, Rail Position: +6m Entire



BRISBANE RACING CLUB

Section	Overall	1200m	1000m	800m	600m	400m	200m
Section Times	1:22.79 [3] (0:13.85)	1:08.94 [7] (0:10.57)	0:58.37 [7] (0:11.14)	0:47.23 [7] (0:11.32)	0:35.91 [6] (0:11.48)	0:24.43 [5] (0:11.68)	0:12.75 [5] (0:12.75)
Average Speed [km/h]	52.1	68.4	64.9	63.7	62.5	61.8	56.5
Top Speed [km/h]	68.4	69.5	65.9	65.3	63.5	63.4	60.2
Avg. Dist. to Rail [m]	2.9	1.4	1.3	0.5	0.4	0.2	1.2
Avg. Stride Freq. [Hz]	2.3	2.4	2.4	2.3	2.3	2.4	2.3
Avg. Stride Length [m]	6.2	7.9	7.6	7.6	7.4	7.3	7.0



- [] Ranking at each section and finish
- .-.- No data available at this section
- NA No data available



Horse/Jockey Name	Prominent Lad
Final Rank	4
Fastest Section Time (Section)	0:10.61 (1200m)
Top Speed [km/h] (Section)	69.5 (1200m)
Race State	Finished



Eagle Farm QLD Professional
Race 8: Madison Cleaning QTIS Three-Years-Old Handicap - 1400m

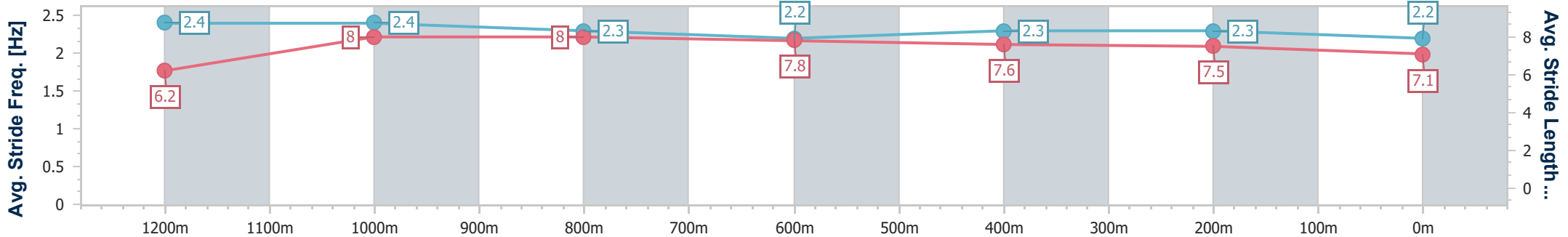
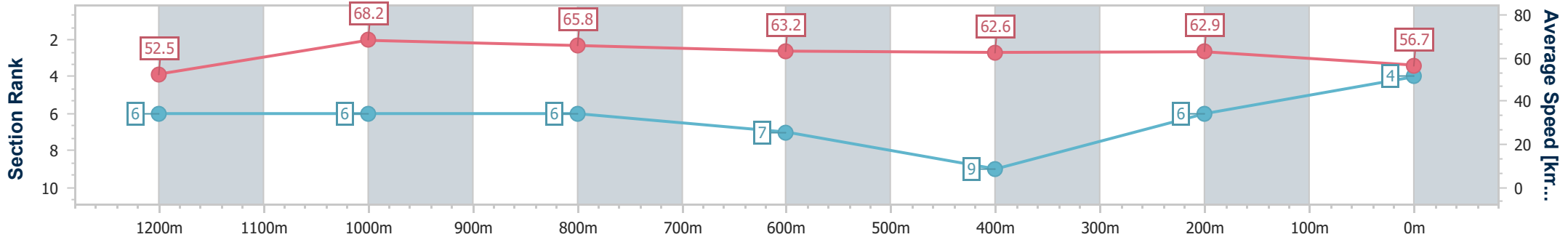
19 October 2024 - 16:01

Track Rating: Good 4, Weather: Fine, Rail Position: +6m Entire



BRISBANE RACING CLUB

Section	Overall	1200m	1000m	800m	600m	400m	200m
Section Times	1:22.83 [4] (0:13.74)	1:09.09 [6] (0:10.61)	0:58.48 [6] (0:11.13)	0:47.35 [6] (0:11.56)	0:35.79 [7] (0:11.66)	0:24.13 [9] (0:11.44)	0:12.69 [6] (0:12.69)
Average Speed [km/h]	52.5	68.2	65.8	63.2	62.6	62.9	56.7
Top Speed [km/h]	67.1	69.5	68.6	65.2	63.8	64.5	62.4
Avg. Dist. to Rail [m]	7.3	3.8	3.9	3.2	2.4	3.5	6.1
Avg. Stride Freq. [Hz]	2.4	2.4	2.3	2.2	2.3	2.3	2.2
Avg. Stride Length [m]	6.2	8.0	8.0	7.8	7.6	7.5	7.1



- [] Ranking at each section and finish
- .-.- No data available at this section
- NA No data available



Horse/Jockey Name	Gin A Tonic
Final Rank	5
Fastest Section Time (Section)	0:10.48 (1200m)
Top Speed [km/h] (Section)	70.2 (1200m)
Race State	Finished

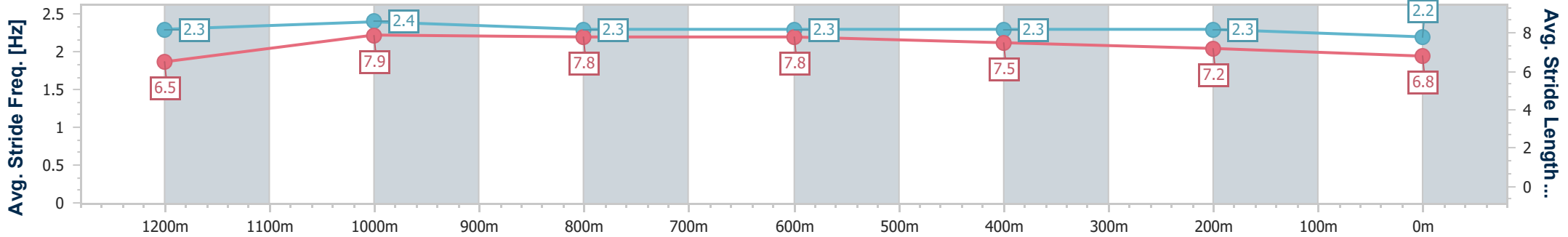
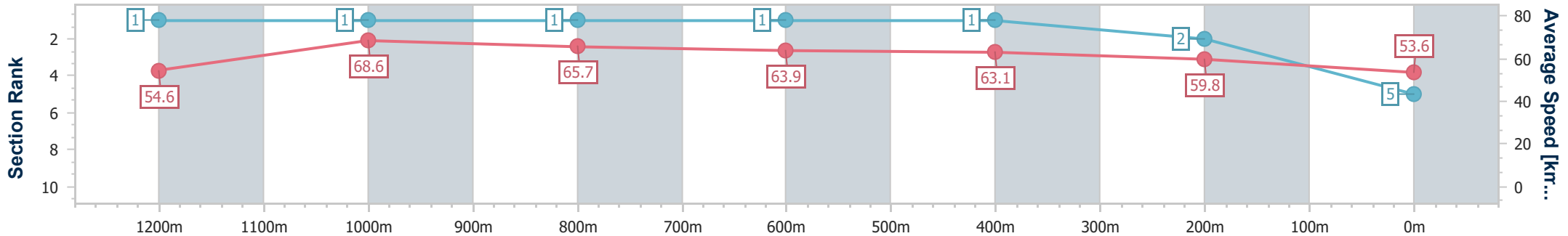


Eagle Farm QLD Professional
 Race 8: Madison Cleaning QTIS Three-Years-Old Handicap - 1400m
 19 October 2024 - 16:01
 Track Rating: Good 4, Weather: Fine, Rail Position: +6m Entire



BRISBANE
 RACING CLUB

Section	Overall	1200m	1000m	800m	600m	400m	200m
Section Times	1:22.99 [5] (0:13.24)	1:09.75 [1] (0:10.48)	0:59.27 [1] (0:11.04)	0:48.23 [1] (0:11.33)	0:36.90 [1] (0:11.41)	0:25.49 [1] (0:12.05)	0:13.44 [2] (0:13.44)
Average Speed [km/h]	54.6	68.6	65.7	63.9	63.1	59.8	53.6
Top Speed [km/h]	68.9	70.2	66.6	64.8	63.8	61.8	57.4
Avg. Dist. to Rail [m]	2.9	1.3	1.6	1.8	0.4	1.4	2.8
Avg. Stride Freq. [Hz]	2.3	2.4	2.3	2.3	2.3	2.3	2.2
Avg. Stride Length [m]	6.5	7.9	7.8	7.8	7.5	7.2	6.8



- [] Ranking at each section and finish
- .-.- No data available at this section
- NA No data available



Horse/Jockey Name	Estrondo
Final Rank	6
Fastest Section Time (Section)	0:10.64 (1200m)
Top Speed [km/h] (Section)	69.9 (1200m)
Race State	Finished

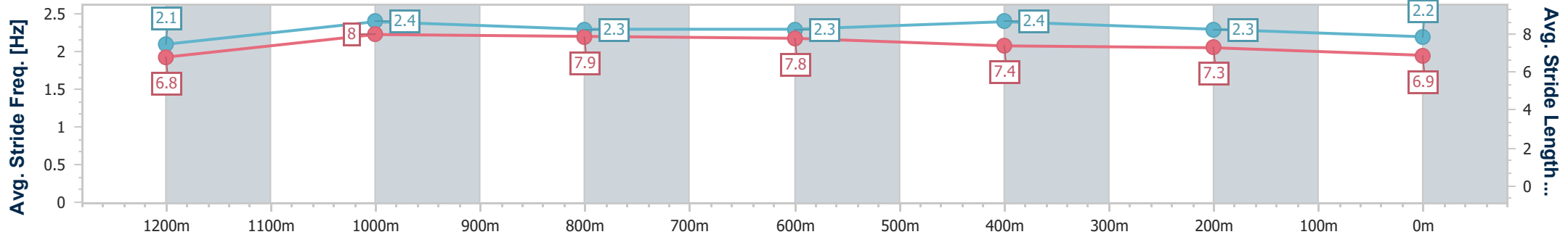
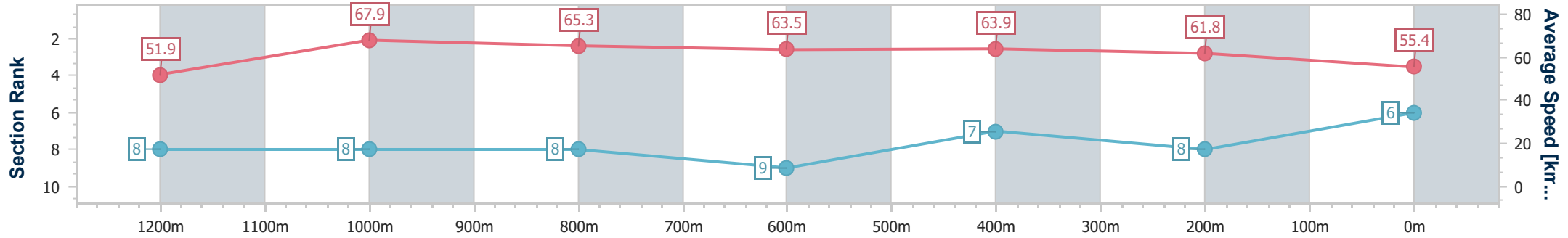


Eagle Farm QLD Professional
 Race 8: Madison Cleaning QTIS Three-Years-Old Handicap - 1400m
 19 October 2024 - 16:01
 Track Rating: Good 4, Weather: Fine, Rail Position: +6m Entire



BRISBANE
 RACING CLUB

Section	Overall	1200m	1000m	800m	600m	400m	200m
Section Times	1:23.28 [6] (0:13.89)	1:09.39 [8] (0:10.64)	0:58.75 [8] (0:11.11)	0:47.64 [8] (0:11.48)	0:36.16 [9] (0:11.53)	0:24.63 [7] (0:11.63)	0:13.00 [8] (0:13.00)
Average Speed [km/h]	51.9	67.9	65.3	63.5	63.9	61.8	55.4
Top Speed [km/h]	66.7	69.9	66.2	65.5	64.9	63.7	60.3
Avg. Dist. to Rail [m]	6.9	1.7	1.7	3.1	4.1	5.4	7.0
Avg. Stride Freq. [Hz]	2.1	2.4	2.3	2.3	2.4	2.3	2.2
Avg. Stride Length [m]	6.8	8.0	7.9	7.8	7.4	7.3	6.9



- [] Ranking at each section and finish
- .-.- No data available at this section
- NA No data available



Horse/Jockey Name	Resolute Lady
Final Rank	7
Fastest Section Time (Section)	0:10.62 (1200m)
Top Speed [km/h] (Section)	69.0 (1200m)
Race State	Finished



Eagle Farm QLD Professional
Race 8: Madison Cleaning QTIS Three-Years-Old Handicap - 1400m

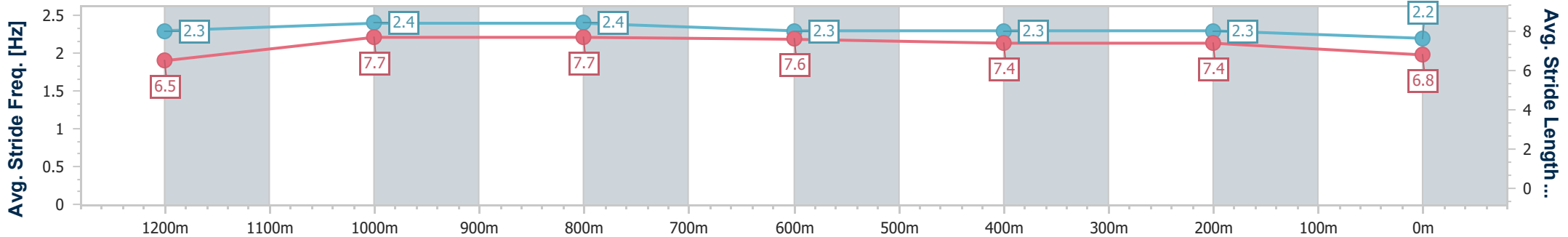
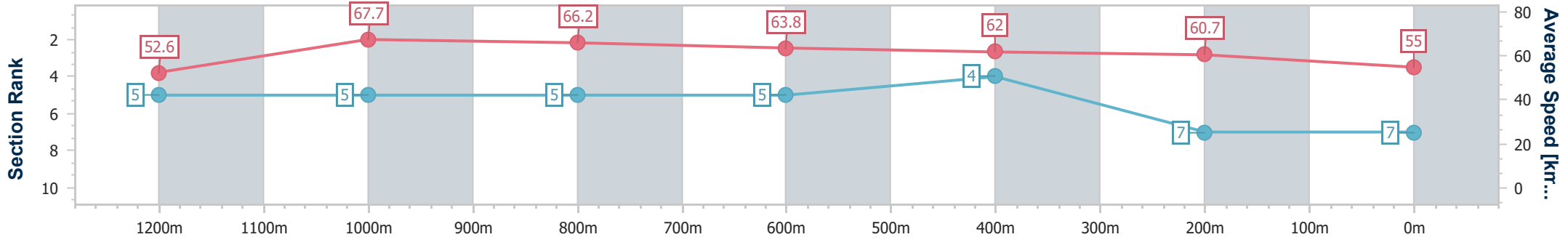
19 October 2024 - 16:01

Track Rating: Good 4, Weather: Fine, Rail Position: +6m Entire



BRISBANE RACING CLUB

Section	Overall	1200m	1000m	800m	600m	400m	200m						
Section Times	1:23.29 [7] (0:13.71)	1:09.58 [5] (0:10.62)	0:58.96 [5] (0:10.92)	0:48.04 [5] (0:11.39)	0:36.65 [5] (0:11.63)	0:25.02 [4] (0:11.91)	0:13.11 [7]						
Average Speed [km/h]	52.6	67.7	66.2	63.8	62.0	60.7	55.0						
Top Speed [km/h]	68.1	69.0	66.7	64.6	63.0	62.3	59.3						
Avg. Dist. to Rail [m]	2.9	1.1	0.6	1.8	1.2	1.1	2.8						
Avg. Stride Freq. [Hz]	2.3	2.4	2.4	2.3	2.3	2.3	2.2						
Avg. Stride Length [m]	6.5	7.7	7.7	7.6	7.4	7.4	6.8						



- [] Ranking at each section and finish
- .-.- No data available at this section
- NA No data available



Horse/Jockey Name	Alpha Bravo
Final Rank	8
Fastest Section Time (Section)	0:10.63 (1200m)
Top Speed [km/h] (Section)	69.8 (1200m)
Race State	Finished



Eagle Farm QLD Professional
Race 8: Madison Cleaning QTIS Three-Years-Old Handicap - 1400m

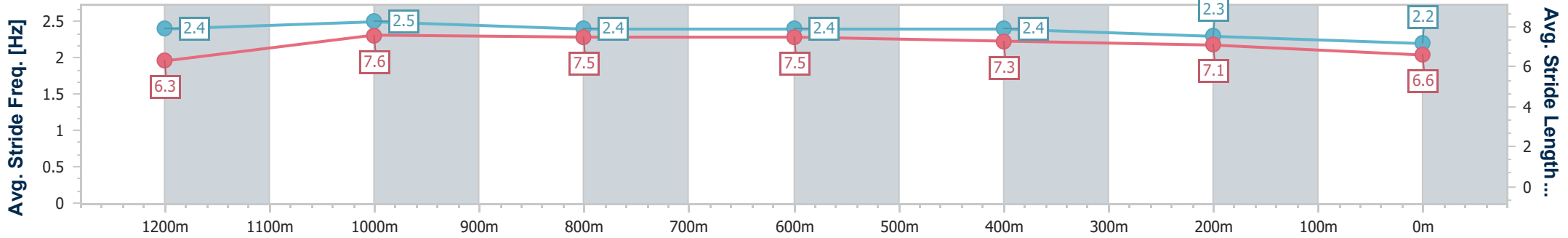
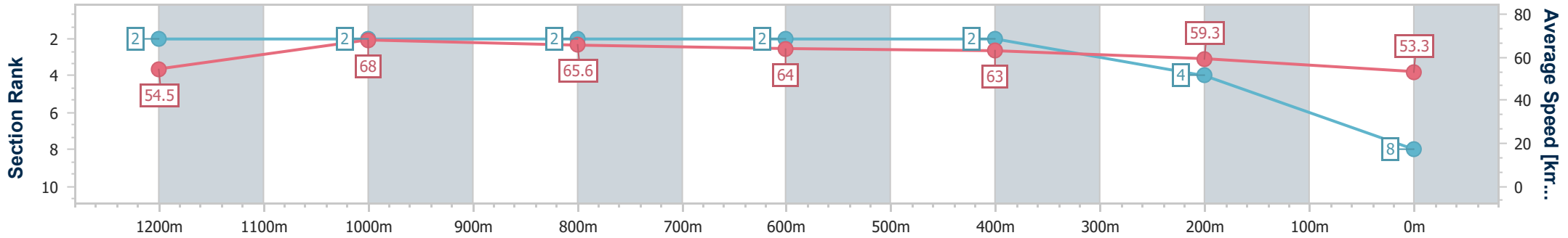
19 October 2024 - 16:01

Track Rating: Good 4, Weather: Fine, Rail Position: +6m Entire



BRISBANE RACING CLUB

Section	Overall	1200m	1000m	800m	600m	400m	200m
Section Times	1:23.53 [8] (0:13.28)	1:10.25 [2] (0:10.63)	0:59.62 [2] (0:11.05)	0:48.57 [2] (0:11.38)	0:37.19 [2] (0:11.53)	0:25.66 [2] (0:12.13)	0:13.53 [4] (0:13.53)
Average Speed [km/h]	54.5	68.0	65.6	64.0	63.0	59.3	53.3
Top Speed [km/h]	69.7	69.8	66.7	65.4	63.9	62.6	56.8
Avg. Dist. to Rail [m]	5.5	2.7	2.1	2.4	1.9	2.5	1.9
Avg. Stride Freq. [Hz]	2.4	2.5	2.4	2.4	2.4	2.3	2.2
Avg. Stride Length [m]	6.3	7.6	7.5	7.5	7.3	7.1	6.6



- [] Ranking at each section and finish
- .-.- No data available at this section
- NA No data available



Horse/Jockey Name	Time To Cry
Final Rank	9
Fastest Section Time (Section)	0:10.64 (1200m)
Top Speed [km/h] (Section)	68.9 (1200m)
Race State	Finished

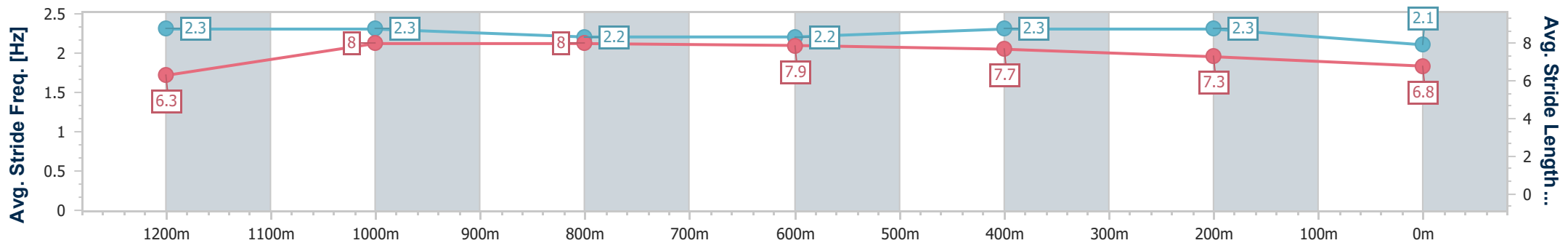
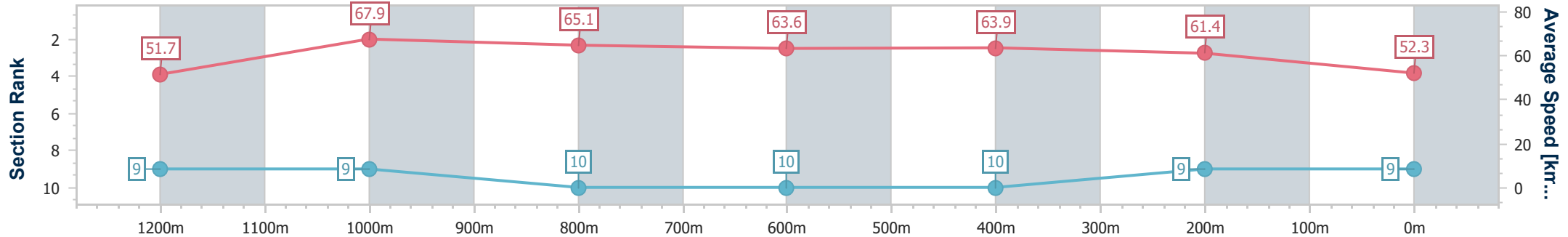


Eagle Farm QLD Professional
 Race 8: Madison Cleaning QTIS Three-Years-Old Handicap - 1400m
 19 October 2024 - 16:01
 Track Rating: Good 4, Weather: Fine, Rail Position: +6m Entire



BRISBANE
RACING CLUB

Section	Overall	1200m	1000m	800m	600m	400m	200m
Section Times	1:24.29 [9] (0:14.00)	1:10.29 [9] (0:10.64)	0:59.65 [9] (0:11.17)	0:48.48 [10] (0:11.53)	0:36.95 [10] (0:11.43)	0:25.52 [10] (0:11.74)	0:13.78 [9] (0:13.78)
Average Speed [km/h]	51.7	67.9	65.1	63.6	63.9	61.4	52.3
Top Speed [km/h]	67.5	68.9	66.7	64.5	64.4	64.5	57.4
Avg. Dist. to Rail [m]	6.7	2.2	2.7	3.6	3.6	6.9	4.4
Avg. Stride Freq. [Hz]	2.3	2.3	2.2	2.2	2.3	2.3	2.1
Avg. Stride Length [m]	6.3	8.0	8.0	7.9	7.7	7.3	6.8



- [] Ranking at each section and finish
- .-.- No data available at this section
- NA No data available



Horse/Jockey Name	Family Of League
Final Rank	10
Fastest Section Time (Section)	0:10.72 (1200m)
Top Speed [km/h] (Section)	69.0 (1200m)
Race State	Finished



Eagle Farm QLD Professional
Race 8: Madison Cleaning QTIS Three-Years-Old Handicap - 1400m

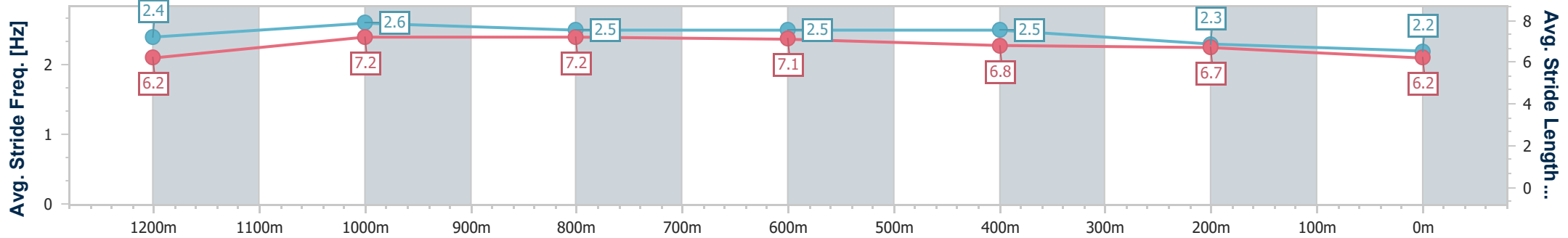
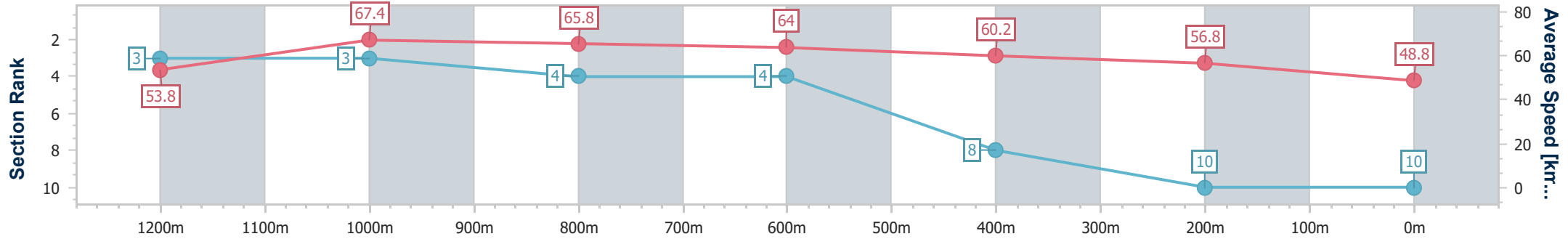
19 October 2024 - 16:01

Track Rating: Good 4, Weather: Fine, Rail Position: +6m Entire



BRISBANE RACING CLUB

Section	Overall	1200m	1000m	800m	600m	400m	200m
Section Times	1:26.11 [10] (0:13.42)	1:12.69 [3] (0:10.72)	1:01.97 [3] (0:11.09)	0:50.88 [4] (0:11.39)	0:39.49 [4] (0:12.07)	0:27.42 [8] (0:12.66)	0:14.76 [10] (0:14.76)
Average Speed [km/h]	53.8	67.4	65.8	64.0	60.2	56.8	48.8
Top Speed [km/h]	67.6	69.0	66.3	66.3	62.9	61.0	53.1
Avg. Dist. to Rail [m]	6.4	2.7	2.7	2.6	1.9	1.8	2.0
Avg. Stride Freq. [Hz]	2.4	2.6	2.5	2.5	2.5	2.3	2.2
Avg. Stride Length [m]	6.2	7.2	7.2	7.1	6.8	6.7	6.2



- [] Ranking at each section and finish
- .-.- No data available at this section
- NA No data available



Eagle Farm QLD Professional

Race 9: Canadian Club BM70 Handicap - 1830m

19 October 2024 - 16:45



BRISBANE
RACING CLUB

Track Rating: Good 4, Weather: Fine, Rail Position: +6m Entire

Section		Overall	1600m	1400m	1200m	1000m	800m	600m	Last 600m				
Field Times		1:50.48 (0:15.40)	1:35.08 (0:11.29)	1:23.79 (0:11.65)	1:12.14 (0:12.22)	0:59.92 (0:12.23)	0:47.69 (0:11.76)	0:35.93 (0:11.86)	0:35.93				
Rank	TAB Horse/Jockey	Barrier	Top Speed [km/h]	Fastest Section									Distance Travelled [m]
1	13 CEREMONIOUS Ryan Maloney	6	65.4 1600m	0:11.40 1600m	1:50.48 [1] (0:15.95)	1:34.53 [6] (0:11.40)	1:23.13 [7] (0:11.70)	1:11.43 [6] (0:12.18)	0:59.25 [6] (0:12.14)	0:47.11 [6] (0:11.73)	0:35.38 [5] (0:11.52)	0:35.38	
2	15 NEW JOY Angela Jones	8	65.2 Overall	0:11.31 1600m	1:50.51 [2] (0:15.73)	1:34.78 [5] (0:11.31)	1:23.47 [5] (0:11.72)	1:11.75 [4] (0:12.24)	0:59.51 [4] (0:12.24)	0:47.27 [4] (0:11.74)	0:35.53 [4] (0:11.67)	0:35.53	+1
3	6 NAVAL SEAL James Orman	5	65.3 400m	0:11.28 400m	1:50.61 [3] (0:16.17)	1:34.44 [8] (0:11.45)	1:22.99 [9] (0:11.75)	1:11.24 [8] (0:12.18)	0:59.06 [8] (0:12.13)	0:46.93 [8] (0:11.76)	0:35.17 [7] (0:11.48)	0:35.17	+3
4	1 MY PINS Jasper Franklin	9	66.7 Overall	0:11.41 1600m	1:50.78 [4] (0:15.40)	1:35.38 [1] (0:11.41)	1:23.97 [2] (0:11.71)	1:12.26 [2] (0:12.26)	1:00.00 [3] (0:12.19)	0:47.81 [3] (0:11.77)	0:36.04 [3] (0:11.80)	0:36.04	-1
5	12 OLD SONG Noel Callow	11	66.2 1600m	0:11.31 1600m	1:50.88 [5] (0:16.68)	1:34.20 [11] (0:11.31)	1:22.89 [11] (0:11.84)	1:11.05 [11] (0:12.24)	0:58.81 [11] (0:12.14)	0:46.67 [11] (0:11.68)	0:34.99 [11] (0:11.33)	0:34.99	+0
6	10 ROCK YA Cejay Graham	2	66.1 1600m	0:11.32 1600m	1:50.88 [6] (0:15.68)	1:35.20 [4] (0:11.32)	1:23.88 [4] (0:11.91)	1:11.97 [5] (0:12.24)	0:59.73 [5] (0:12.20)	0:47.53 [5] (0:11.79)	0:35.74 [6] (0:11.66)	0:35.74	-3
7	2 JOHNNY DASH Jag Guthmann-Chester	4	65.3 1600m	0:11.34 1600m	1:51.16 [7] (0:16.51)	1:34.65 [10] (0:11.34)	1:23.31 [10] (0:11.82)	1:11.49 [10] (0:12.14)	0:59.35 [10] (0:12.06)	0:47.29 [9] (0:11.76)	0:35.53 [9] (0:11.53)	0:35.53	+0
8	4 HOUSTON ROCKET Tahlia Fenlon	3	65.7 1600m	0:11.24 1600m	1:51.57 [8] (0:16.35)	1:35.22 [9] (0:11.24)	1:23.98 [8] (0:11.85)	1:12.13 [9] (0:12.33)	0:59.80 [9] (0:12.14)	0:47.66 [10] (0:11.86)	0:35.80 [10] (0:11.45)	0:35.80	-8
9	7 ULTIMATE OUTCOME Cody Collis	1	65.9 1600m	0:11.07 1600m	1:51.61 [9] (0:16.15)	1:35.46 [7] (0:11.07)	1:24.39 [6] (0:11.87)	1:12.52 [7] (0:12.33)	1:00.19 [7] (0:12.18)	0:48.01 [7] (0:11.98)	0:36.03 [8] (0:11.65)	0:36.03	-13
10	3 DEMON DARB Jake Bayliss	10	66.9 Overall	0:11.33 1600m	1:51.82 [10] (0:15.58)	1:36.24 [2] (0:11.33)	1:24.91 [3] (0:11.62)	1:13.29 [3] (0:12.24)	1:01.05 [2] (0:12.16)	0:48.89 [2] (0:11.72)	0:37.17 [2] (0:11.78)	0:37.17	+2

Scratched: Hatasu (#11), Kind Wish (#8), Leger Chase (#14), Pipistrelle (#9)

[] Ranking at each section and finish
 -:-:- No data available at this section
 NA No data available

SCN Saddle cloth number
 DNF Did not finish
 DNT Did not track



Eagle Farm QLD Professional

Race 9: Canadian Club BM70 Handicap - 1830m

19 October 2024 - 16:45



BRISBANE
RACING CLUB

Track Rating: Good 4, Weather: Fine, Rail Position: +6m Entire

Section	Overall	1600m	1400m	1200m	1000m	800m	600m	Last 600m
Field Times	1:50.48 (0:15.40)	1:35.08 (0:11.29)	1:23.79 (0:11.65)	1:12.14 (0:12.22)	0:59.92 (0:12.23)	0:47.69 (0:11.76)	0:35.93 (0:11.86)	0:35.93

Rank	TAB	Horse/Jockey	Barrier	Top Speed [km/h]	Fastest Section	Overall	1600m	1400m	1200m	1000m	800m	600m	Last 600m	Distance Travelled [m]
11	5	PORKY	12	68.4	0:11.08	1:52.55 [11]	1:36.94 [3]	1:25.86 [1]	1:14.21 [1]	1:01.99 [1]	0:49.76 [1]	0:38.00 [1]	0:38.00	+3
		Emily Lang		Overall	1600m	(0:15.61)	(0:11.08)	(0:11.65)	(0:12.22)	(0:12.23)	(0:11.76)	(0:11.86)		

Scratched: Hatasu (#11), Kind Wish (#8), Leger Chase (#14), Pipistrelle (#9)

[] Ranking at each section and finish
 -:-:- No data available at this section
 NA No data available

SCN Saddle cloth number
 DNF Did not finish
 DNT Did not track



Eagle Farm QLD Professional

Race 9: Canadian Club BM70 Handicap - 1830m

19 October 2024 - 16:45



BRISBANE
RACING CLUB

Track Rating: Good 4, Weather: Fine, Rail Position: +6m Entire

Section				400m	200m			Last 600m		
Field Times				0:24.07 (0:11.74)	0:12.33 (0:12.33)			0:35.93		
Rank	TAB	Horse/Jockey	Barrier	Top Speed [km/h]	Fastest Section	Margin			Distance Travelled [m]	
1	13	CEREMONIOUS Ryan Maloney	6	65.4 1600m	0:11.40 1600m	0:23.86 [4] (0:11.53)	0:12.33 [1] (0:12.33)	1:50.48	0:35.38	
2	15	NEW JOY Angela Jones	8	65.2 Overall	0:11.31 1600m	0:23.86 [5] (0:11.51)	0:12.35 [2] (0:12.35)	0.17L	0:35.53	+1
3	6	NAVAL SEAL James Orman	5	65.3 400m	0:11.28 400m	0:23.69 [7] (0:11.28)	0:12.41 [4] (0:12.41)	0.75L	0:35.17	+3
4	1	MY PINS Jasper Franklin	9	66.7 Overall	0:11.41 1600m	0:24.24 [3] (0:11.64)	0:12.60 [3] (0:12.60)	1.75L	0:36.04	-1
5	12	OLD SONG Noel Callow	11	66.2 1600m	0:11.31 1600m	0:23.66 [10] (0:11.47)	0:12.19 [9] (0:12.19)	2.35L	0:34.99	+0
6	10	ROCK YA Cejay Graham	2	66.1 1600m	0:11.32 1600m	0:24.08 [6] (0:11.75)	0:12.33 [6] (0:12.33)	2.36L	0:35.74	-3
7	2	JOHNNY DASH Jag Guthmann-Chester	4	65.3 1600m	0:11.34 1600m	0:24.00 [8] (0:11.53)	0:12.47 [7] (0:12.47)	4.02L	0:35.53	+0
8	4	HOUSTON ROCKET Tahlia Fenlon	3	65.7 1600m	0:11.24 1600m	0:24.35 [9] (0:11.57)	0:12.78 [10] (0:12.78)	6.42L	0:35.80	-8
9	7	ULTIMATE OUTCOME Cody Collis	1	65.9 1600m	0:11.07 1600m	0:24.38 [11] (0:11.75)	0:12.63 [11] (0:12.63)	6.69L	0:36.03	-13
10	3	DEMON DARB Jake Bayliss	10	66.9 Overall	0:11.33 1600m	0:25.39 [2] (0:11.97)	0:13.42 [5] (0:13.42)	7.87L	0:37.17	+2

Scratched: Hatasu (#11), Kind Wish (#8), Leger Chase (#14), Pipistrelle (#9)

[] Ranking at each section and finish
 -:-:- No data available at this section
 NA No data available

SCN Saddle cloth number
 DNF Did not finish
 DNT Did not track



Eagle Farm QLD Professional

Race 9: Canadian Club BM70 Handicap - 1830m

19 October 2024 - 16:45



BRISBANE
RACING CLUB

Track Rating: Good 4, Weather: Fine, Rail Position: +6m Entire

Section		400m	200m			Last 600m			
Field Times		0:24.07 (0:11.74)	0:12.33 (0:12.33)			0:35.93			
Rank	TAB Horse/Jockey	Barrier	Top Speed [km/h]	Fastest Section	Margin	Distance Travelled [m]			
11	5 PORKY	12	68.4	0:11.08	0:26.14 [1]	0:13.86 [8]	12.16L	0:38.00	+3
	Emily Lang		Overall	1600m	(0:12.28)	(0:13.86)			

Scratched: Hatasu (#11), Kind Wish (#8), Leger Chase (#14), Pipistrelle (#9)

[] Ranking at each section and finish
 -:-:- No data available at this section
 NA No data available

SCN Saddle cloth number
 DNF Did not finish
 DNT Did not track



Horse/Jockey Name	Ceremonious
Final Rank	1
Fastest Section Time (Section)	0:11.40 (1600m)
Top Speed [km/h] (Section)	65.4 (1600m)
Race State	Finished



Eagle Farm QLD Professional

Race 9: Canadian Club BM70 Handicap - 1830m

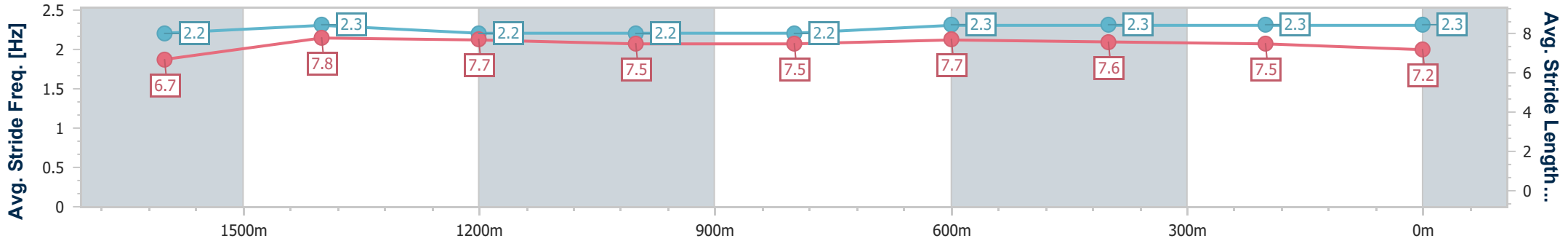
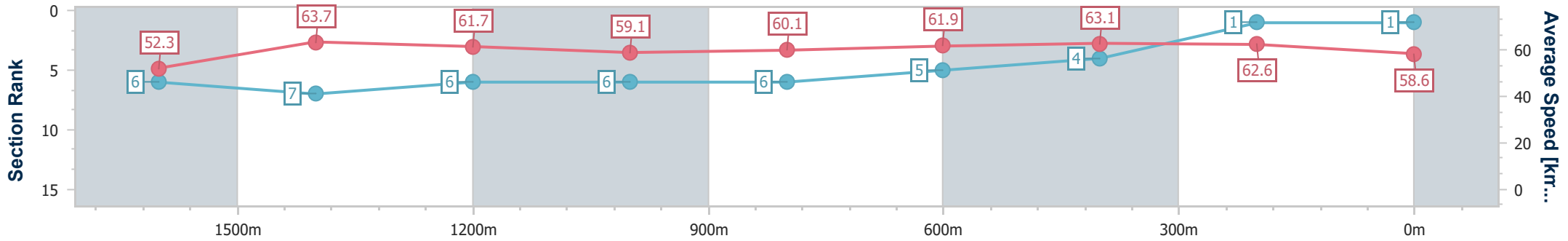
19 October 2024 - 16:45

Track Rating: Good 4, Weather: Fine, Rail Position: +6m Entire



BRISBANE RACING CLUB

Section	Overall	1600m	1400m	1200m	1000m	800m	600m	400m	200m
Section Times	1:50.48 [1] (0:15.95)	1:34.53 [6] (0:11.40)	1:23.13 [7] (0:11.70)	1:11.43 [6] (0:12.18)	0:59.25 [6] (0:12.14)	0:47.11 [6] (0:11.73)	0:35.38 [5] (0:11.52)	0:23.86 [4] (0:11.53)	0:12.33 [1] (0:12.33)
Average Speed [km/h]	52.3	63.7	61.7	59.1	60.1	61.9	63.1	62.6	58.6
Top Speed [km/h]	63.8	65.4	63.0	60.9	61.3	63.2	64.1	64.7	60.7
Avg. Dist. to Rail [m]	4.4	2.4	2.5	2.8	2.7	1.7	2.2	4.3	3.5
Avg. Stride Freq. [Hz]	2.2	2.3	2.2	2.2	2.2	2.3	2.3	2.3	2.3
Avg. Stride Length [m]	6.7	7.8	7.7	7.5	7.5	7.7	7.6	7.5	7.2



- [] Ranking at each section and finish
- .-.- No data available at this section
- NA No data available



Horse/Jockey Name	New Joy
Final Rank	2
Fastest Section Time (Section)	0:11.31 (1600m)
Top Speed [km/h] (Section)	65.2 (Overall)
Race State	Finished



Eagle Farm QLD Professional
Race 9: Canadian Club BM70 Handicap - 1830m

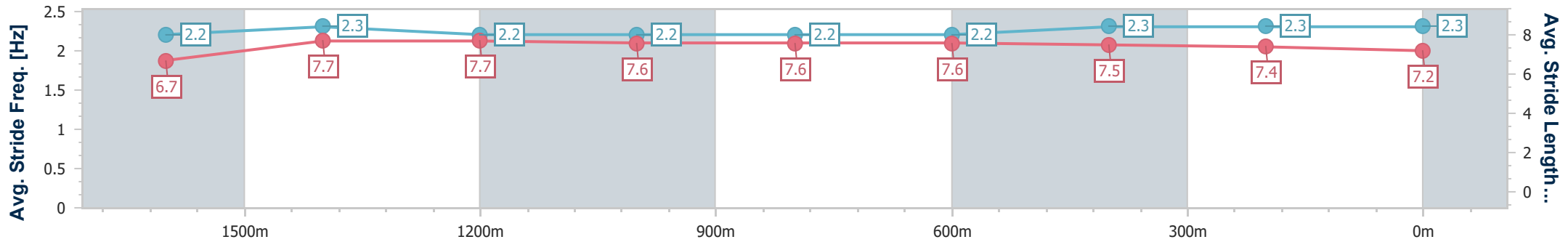
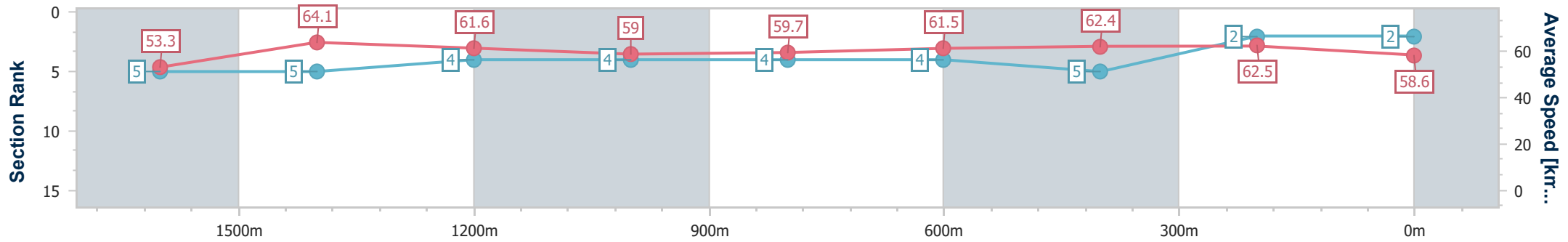
19 October 2024 - 16:45

Track Rating: Good 4, Weather: Fine, Rail Position: +6m Entire



BRISBANE
RACING CLUB

Section	Overall	1600m	1400m	1200m	1000m	800m	600m	400m	200m
Section Times	1:50.51 [2] (0:15.73)	1:34.78 [5] (0:11.31)	1:23.47 [5] (0:11.72)	1:11.75 [4] (0:12.24)	0:59.51 [4] (0:12.24)	0:47.27 [4] (0:11.74)	0:35.53 [4] (0:11.67)	0:23.86 [5] (0:11.51)	0:12.35 [2] (0:12.35)
Average Speed [km/h]	53.3	64.1	61.6	59.0	59.7	61.5	62.4	62.5	58.6
Top Speed [km/h]	65.2	65.2	63.4	60.2	61.5	63.2	63.4	64.5	61.0
Avg. Dist. to Rail [m]	5.4	2.5	2.9	2.8	2.6	1.4	1.6	3.0	2.4
Avg. Stride Freq. [Hz]	2.2	2.3	2.2	2.2	2.2	2.2	2.3	2.3	2.3
Avg. Stride Length [m]	6.7	7.7	7.7	7.6	7.6	7.6	7.5	7.4	7.2



- [] Ranking at each section and finish
- .-.- No data available at this section
- NA No data available



Horse/Jockey Name	Naval Seal
Final Rank	3
Fastest Section Time (Section)	0:11.28 (400m)
Top Speed [km/h] (Section)	65.3 (400m)
Race State	Finished



Eagle Farm QLD Professional
Race 9: Canadian Club BM70 Handicap - 1830m

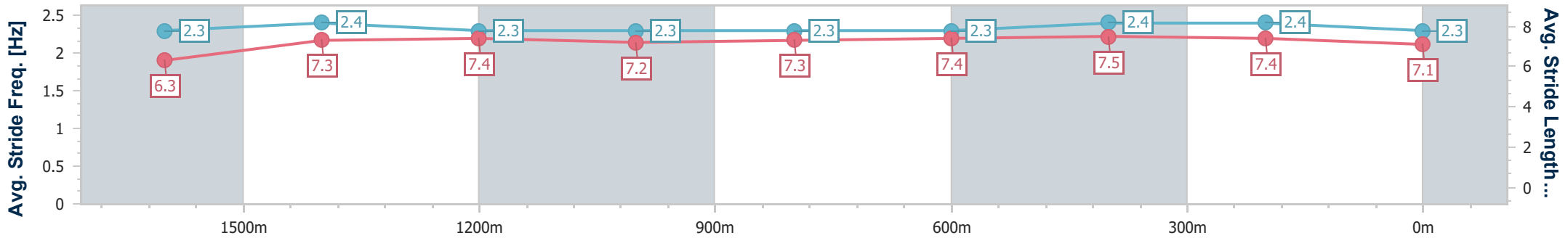
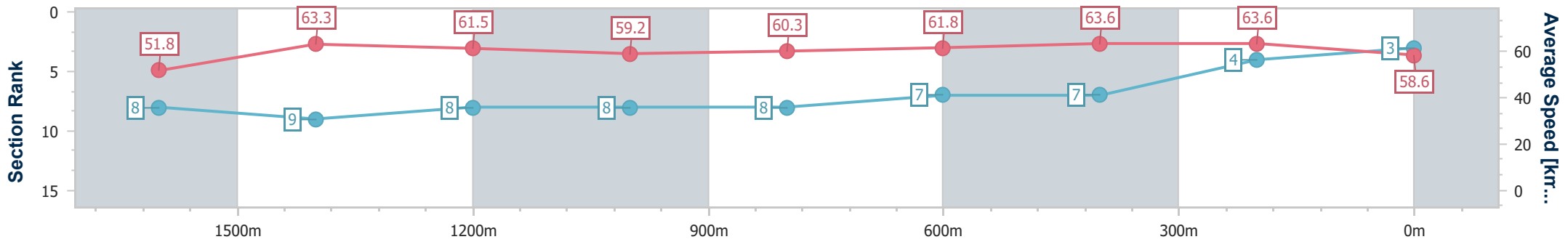
19 October 2024 - 16:45

Track Rating: Good 4, Weather: Fine, Rail Position: +6m Entire



BRISBANE
RACING CLUB

Section	Overall	1600m	1400m	1200m	1000m	800m	600m	400m	200m
Section Times	1:50.61 [3] (0:16.17)	1:34.44 [8] (0:11.45)	1:22.99 [9] (0:11.75)	1:11.24 [8] (0:12.18)	0:59.06 [8] (0:12.13)	0:46.93 [8] (0:11.76)	0:35.17 [7] (0:11.48)	0:23.69 [7] (0:11.28)	0:12.41 [4] (0:12.41)
Average Speed [km/h]	51.8	63.3	61.5	59.2	60.3	61.8	63.6	63.6	58.6
Top Speed [km/h]	63.9	64.4	62.0	61.6	61.9	63.8	65.1	65.3	61.7
Avg. Dist. to Rail [m]	4.4	2.6	2.5	2.8	2.7	1.9	3.3	4.8	4.3
Avg. Stride Freq. [Hz]	2.3	2.4	2.3	2.3	2.3	2.3	2.4	2.4	2.3
Avg. Stride Length [m]	6.3	7.3	7.4	7.2	7.3	7.4	7.5	7.4	7.1



- [] Ranking at each section and finish
- .-.- No data available at this section
- NA No data available



Horse/Jockey Name	My Pins
Final Rank	4
Fastest Section Time (Section)	0:11.41 (1600m)
Top Speed [km/h] (Section)	66.7 (Overall)
Race State	Finished



Eagle Farm QLD Professional
Race 9: Canadian Club BM70 Handicap - 1830m

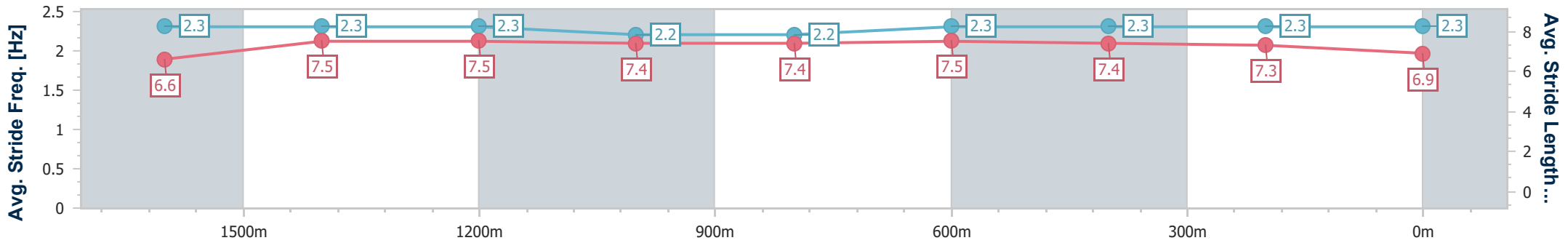
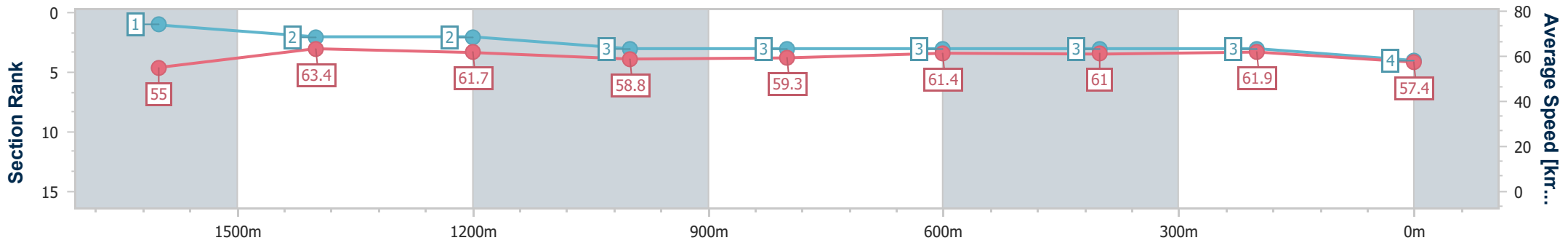
19 October 2024 - 16:45

Track Rating: Good 4, Weather: Fine, Rail Position: +6m Entire



BRISBANE
RACING CLUB

Section	Overall	1600m	1400m	1200m	1000m	800m	600m	400m	200m
Section Times	1:50.78 [4] (0:15.40)	1:35.38 [1] (0:11.41)	1:23.97 [2] (0:11.71)	1:12.26 [2] (0:12.26)	1:00.00 [3] (0:12.19)	0:47.81 [3] (0:11.77)	0:36.04 [3] (0:11.80)	0:24.24 [3] (0:11.64)	0:12.60 [3] (0:12.60)
Average Speed [km/h]	55.0	63.4	61.7	58.8	59.3	61.4	61.0	61.9	57.4
Top Speed [km/h]	66.7	66.3	62.7	59.5	61.1	61.8	62.0	62.3	60.2
Avg. Dist. to Rail [m]	7.3	1.7	1.5	1.6	1.4	0.6	0.2	0.4	1.1
Avg. Stride Freq. [Hz]	2.3	2.3	2.3	2.2	2.2	2.3	2.3	2.3	2.3
Avg. Stride Length [m]	6.6	7.5	7.5	7.4	7.4	7.5	7.4	7.3	6.9



- [] Ranking at each section and finish
- .-.- No data available at this section
- NA No data available



Horse/Jockey Name	Old Song
Final Rank	5
Fastest Section Time (Section)	0:11.31 (1600m)
Top Speed [km/h] (Section)	66.2 (1600m)
Race State	Finished



Eagle Farm QLD Professional

Race 9: Canadian Club BM70 Handicap - 1830m

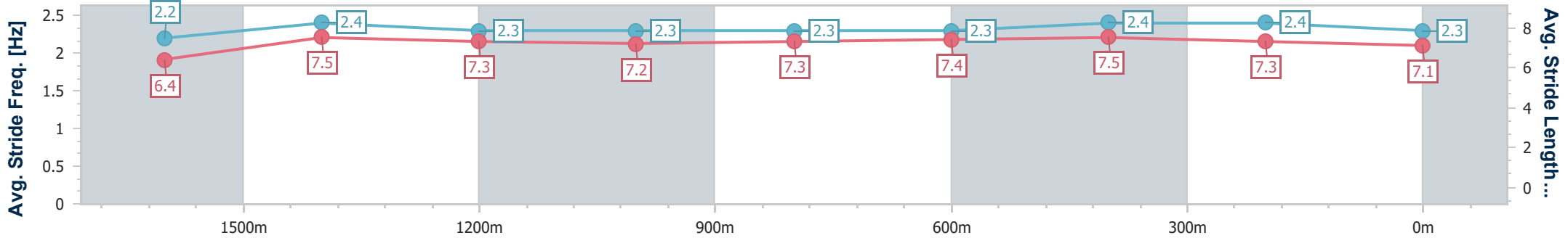
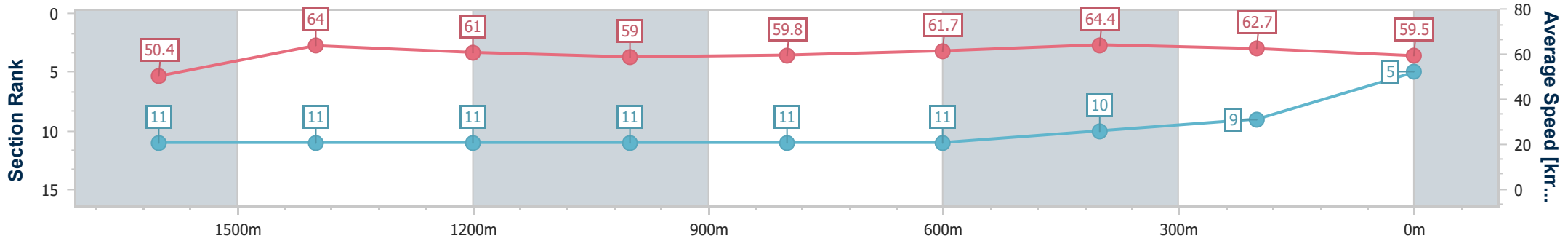
19 October 2024 - 16:45

Track Rating: Good 4, Weather: Fine, Rail Position: +6m Entire



BRISBANE RACING CLUB

Section	Overall	1600m	1400m	1200m	1000m	800m	600m	400m	200m
Section Times	1:50.88 [5] (0:16.68)	1:34.20 [11] (0:11.31)	1:22.89 [11] (0:11.84)	1:11.05 [11] (0:12.24)	0:58.81 [11] (0:12.14)	0:46.67 [11] (0:11.68)	0:34.99 [11] (0:11.33)	0:23.66 [10] (0:11.47)	0:12.19 [9] (0:12.19)
Average Speed [km/h]	50.4	64.0	61.0	59.0	59.8	61.7	64.4	62.7	59.5
Top Speed [km/h]	60.5	66.2	62.7	60.6	63.2	63.8	65.1	64.5	62.2
Avg. Dist. to Rail [m]	6.8	1.7	1.3	1.9	1.5	0.9	2.5	3.4	3.8
Avg. Stride Freq. [Hz]	2.2	2.4	2.3	2.3	2.3	2.3	2.4	2.4	2.3
Avg. Stride Length [m]	6.4	7.5	7.3	7.2	7.3	7.4	7.5	7.3	7.1



- [] Ranking at each section and finish
- .-.- No data available at this section
- NA No data available



Horse/Jockey Name	Rock Ya
Final Rank	6
Fastest Section Time (Section)	0:11.32 (1600m)
Top Speed [km/h] (Section)	66.1 (1600m)
Race State	Finished



Eagle Farm QLD Professional
Race 9: Canadian Club BM70 Handicap - 1830m

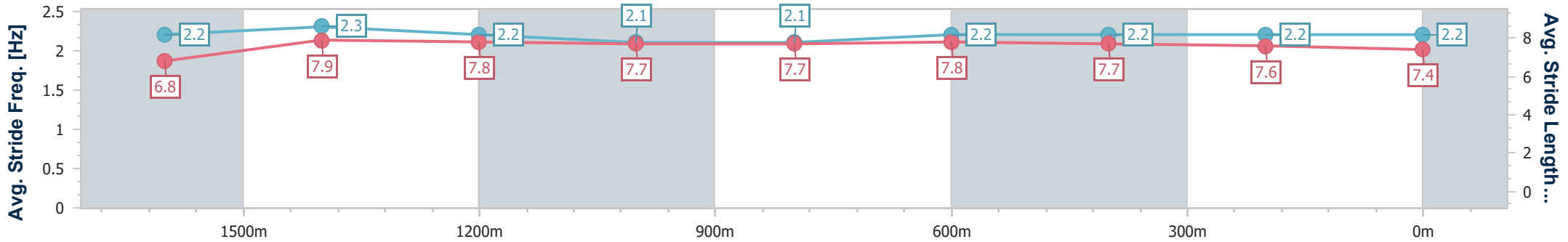
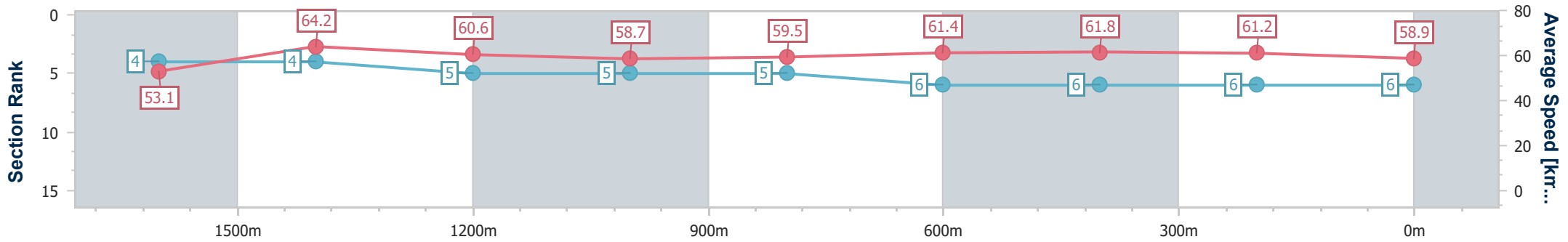
19 October 2024 - 16:45

Track Rating: Good 4, Weather: Fine, Rail Position: +6m Entire



BRISBANE
RACING CLUB

Section	Overall	1600m	1400m	1200m	1000m	800m	600m	400m	200m
Section Times	1:50.88 [6] (0:15.68)	1:35.20 [4] (0:11.32)	1:23.88 [4] (0:11.91)	1:11.97 [5] (0:12.24)	0:59.73 [5] (0:12.20)	0:47.53 [5] (0:11.79)	0:35.74 [6] (0:11.66)	0:24.08 [6] (0:11.75)	0:12.33 [6] (0:12.33)
Average Speed [km/h]	53.1	64.2	60.6	58.7	59.5	61.4	61.8	61.2	58.9
Top Speed [km/h]	63.5	66.1	61.6	60.1	60.7	62.7	62.7	62.3	60.0
Avg. Dist. to Rail [m]	3.1	1.9	1.8	1.8	1.7	0.9	0.4	2.5	2.8
Avg. Stride Freq. [Hz]	2.2	2.3	2.2	2.1	2.1	2.2	2.2	2.2	2.2
Avg. Stride Length [m]	6.8	7.9	7.8	7.7	7.7	7.8	7.7	7.6	7.4



- [] Ranking at each section and finish
- .-.- No data available at this section
- NA No data available



Horse/Jockey Name	Johnny Dash
Final Rank	7
Fastest Section Time (Section)	0:11.34 (1600m)
Top Speed [km/h] (Section)	65.3 (1600m)
Race State	Finished



Eagle Farm QLD Professional
Race 9: Canadian Club BM70 Handicap - 1830m

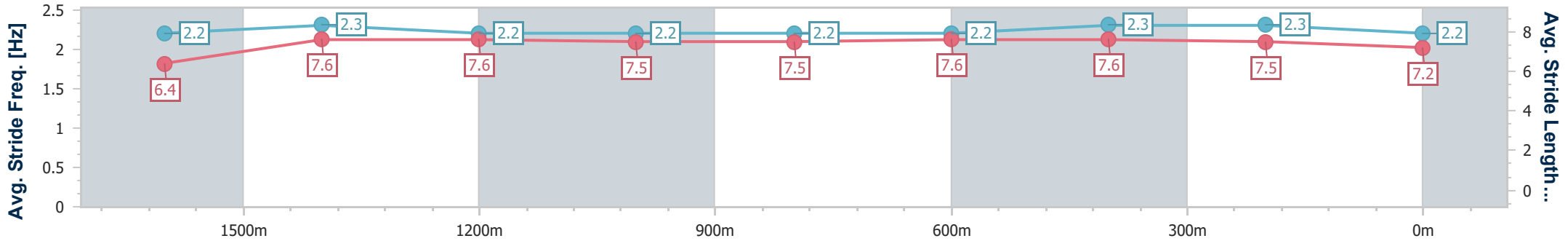
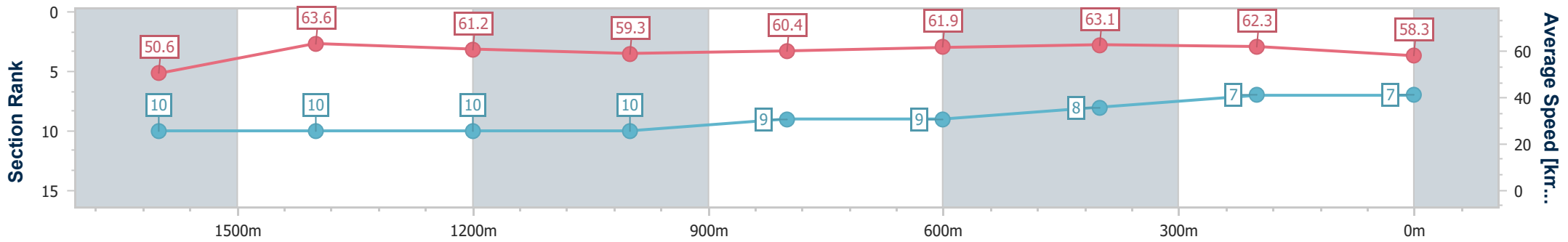
19 October 2024 - 16:45

Track Rating: Good 4, Weather: Fine, Rail Position: +6m Entire



BRISBANE
RACING CLUB

Section	Overall	1600m	1400m	1200m	1000m	800m	600m	400m	200m				
Section Times	1:51.16 [7] (0:16.51)	1:34.65 [10] (0:11.34)	1:23.31 [10] (0:11.82)	1:11.49 [10] (0:12.14)	0:59.35 [10] (0:12.06)	0:47.29 [9] (0:11.76)	0:35.53 [9] (0:11.53)	0:24.00 [8] (0:11.53)	0:12.47 [7] (0:12.47)				
Average Speed [km/h]	50.6	63.6	61.2	59.3	60.4	61.9	63.1	62.3	58.3				
Top Speed [km/h]	63.5	65.3	61.9	61.5	63.3	64.2	64.2	64.5	60.5				
Avg. Dist. to Rail [m]	4.6	1.7	2.4	2.6	2.6	1.7	2.7	5.6	5.6				
Avg. Stride Freq. [Hz]	2.2	2.3	2.2	2.2	2.2	2.2	2.3	2.3	2.2				
Avg. Stride Length [m]	6.4	7.6	7.6	7.5	7.5	7.6	7.6	7.5	7.2				



- [] Ranking at each section and finish
- .-.- No data available at this section
- NA No data available



Horse/Jockey Name	Houston Rocket
Final Rank	8
Fastest Section Time (Section)	0:11.24 (1600m)
Top Speed [km/h] (Section)	65.7 (1600m)
Race State	Finished



Eagle Farm QLD Professional

Race 9: Canadian Club BM70 Handicap - 1830m

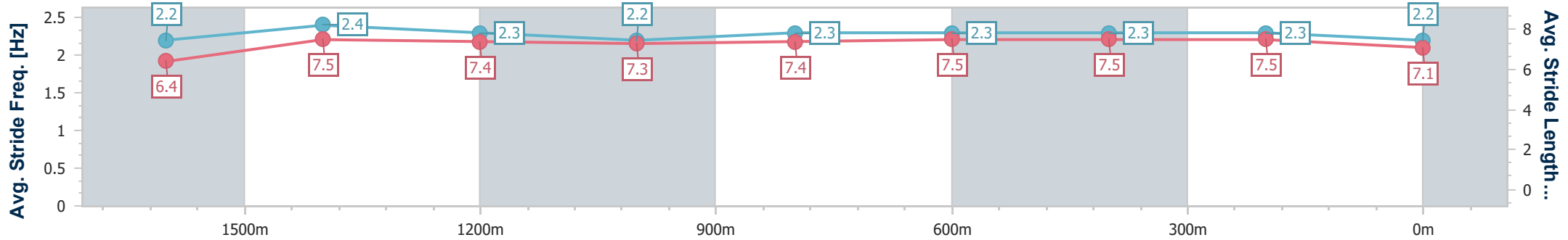
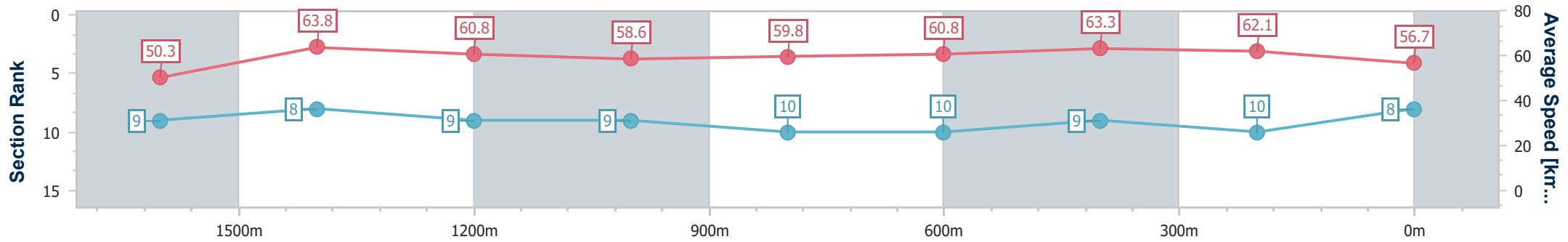
19 October 2024 - 16:45

Track Rating: Good 4, Weather: Fine, Rail Position: +6m Entire



BRISBANE RACING CLUB

Section	Overall	1600m	1400m	1200m	1000m	800m	600m	400m	200m
Section Times	1:51.57 [8] (0:16.35)	1:35.22 [9] (0:11.24)	1:23.98 [8] (0:11.85)	1:12.13 [9] (0:12.33)	0:59.80 [9] (0:12.14)	0:47.66 [10] (0:11.86)	0:35.80 [10] (0:11.45)	0:24.35 [9] (0:11.57)	0:12.78 [10] (0:12.78)
Average Speed [km/h]	50.3	63.8	60.8	58.6	59.8	60.8	63.3	62.1	56.7
Top Speed [km/h]	63.6	65.7	61.9	60.9	62.6	62.6	64.0	63.8	59.4
Avg. Dist. to Rail [m]	3.0	0.3	0.9	1.7	1.5	0.7	1.1	2.4	1.0
Avg. Stride Freq. [Hz]	2.2	2.4	2.3	2.2	2.3	2.3	2.3	2.3	2.2
Avg. Stride Length [m]	6.4	7.5	7.4	7.3	7.4	7.5	7.5	7.5	7.1



- [] Ranking at each section and finish
- .-.- No data available at this section
- NA No data available



Horse/Jockey Name	Ultimate Outcome
Final Rank	9
Fastest Section Time (Section)	0:11.07 (1600m)
Top Speed [km/h] (Section)	65.9 (1600m)
Race State	Finished



Eagle Farm QLD Professional

Race 9: Canadian Club BM70 Handicap - 1830m

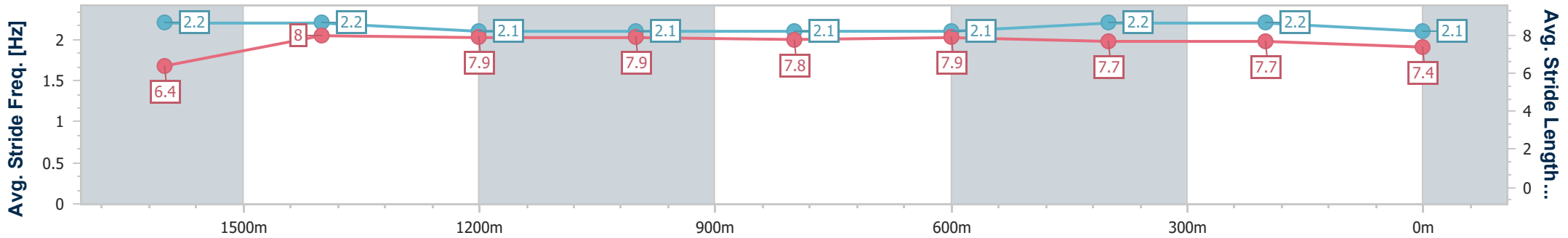
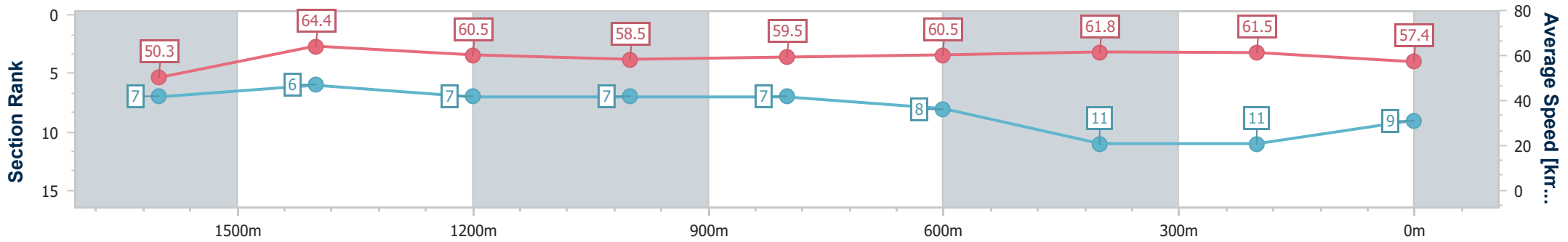
19 October 2024 - 16:45

Track Rating: Good 4, Weather: Fine, Rail Position: +6m Entire



BRISBANE RACING CLUB

Section	Overall	1600m	1400m	1200m	1000m	800m	600m	400m	200m
Section Times	1:51.61 [9] (0:16.15)	1:35.46 [7] (0:11.07)	1:24.39 [6] (0:11.87)	1:12.52 [7] (0:12.33)	1:00.19 [7] (0:12.18)	0:48.01 [7] (0:11.98)	0:36.03 [8] (0:11.65)	0:24.38 [11] (0:11.75)	0:12.63 [11] (0:12.63)
Average Speed [km/h]	50.3	64.4	60.5	58.5	59.5	60.5	61.8	61.5	57.4
Top Speed [km/h]	65.7	65.9	61.9	59.7	61.1	61.6	63.0	62.8	58.4
Avg. Dist. to Rail [m]	4.7	3.0	0.4	1.0	1.4	1.3	0.5	0.8	2.3
Avg. Stride Freq. [Hz]	2.2	2.2	2.1	2.1	2.1	2.1	2.2	2.2	2.1
Avg. Stride Length [m]	6.4	8.0	7.9	7.9	7.8	7.9	7.7	7.7	7.4



- [] Ranking at each section and finish
- .-.- No data available at this section
- NA No data available



Horse/Jockey Name	Demon Darb
Final Rank	10
Fastest Section Time (Section)	0:11.33 (1600m)
Top Speed [km/h] (Section)	66.9 (Overall)
Race State	Finished



Eagle Farm QLD Professional
Race 9: Canadian Club BM70 Handicap - 1830m

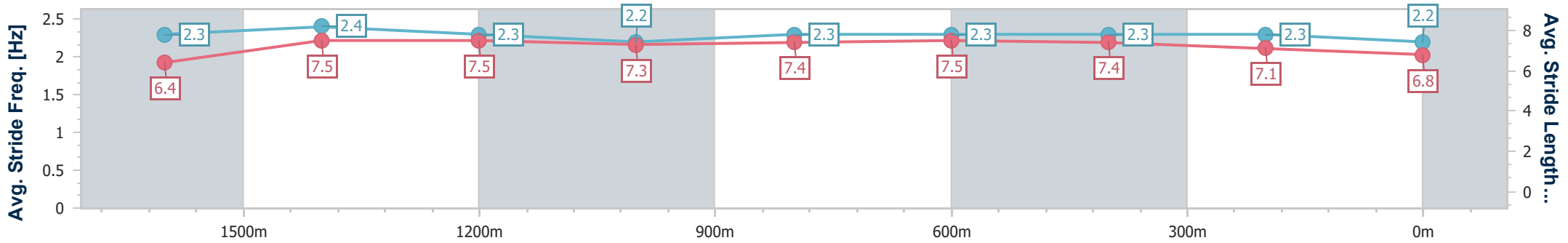
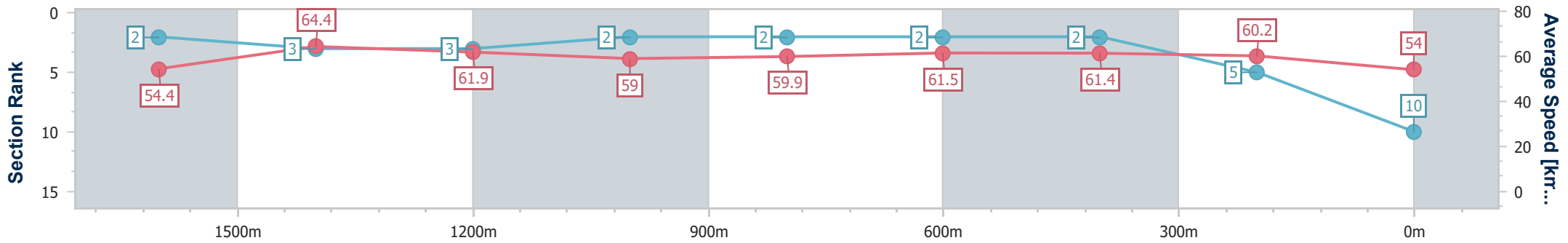
19 October 2024 - 16:45

Track Rating: Good 4, Weather: Fine, Rail Position: +6m Entire



BRISBANE
RACING CLUB

Section	Overall	1600m	1400m	1200m	1000m	800m	600m	400m	200m
Section Times	1:51.82 [10] (0:15.58)	1:36.24 [2] (0:11.33)	1:24.91 [3] (0:11.62)	1:13.29 [3] (0:12.24)	1:01.05 [2] (0:12.16)	0:48.89 [2] (0:11.72)	0:37.17 [2] (0:11.78)	0:25.39 [2] (0:11.97)	0:13.42 [5] (0:13.42)
Average Speed [km/h]	54.4	64.4	61.9	59.0	59.9	61.5	61.4	60.2	54.0
Top Speed [km/h]	66.9	66.9	63.1	60.1	61.1	62.1	62.5	62.1	57.2
Avg. Dist. to Rail [m]	8.4	3.1	2.5	2.8	2.2	0.9	0.8	1.4	1.7
Avg. Stride Freq. [Hz]	2.3	2.4	2.3	2.2	2.3	2.3	2.3	2.3	2.2
Avg. Stride Length [m]	6.4	7.5	7.5	7.3	7.4	7.5	7.4	7.1	6.8



- [] Ranking at each section and finish
- .-.- No data available at this section
- NA No data available



Horse/Jockey Name	Porky
Final Rank	11
Fastest Section Time (Section)	0:11.08 (1600m)
Top Speed [km/h] (Section)	68.4 (Overall)
Race State	Finished



Eagle Farm QLD Professional
Race 9: Canadian Club BM70 Handicap - 1830m

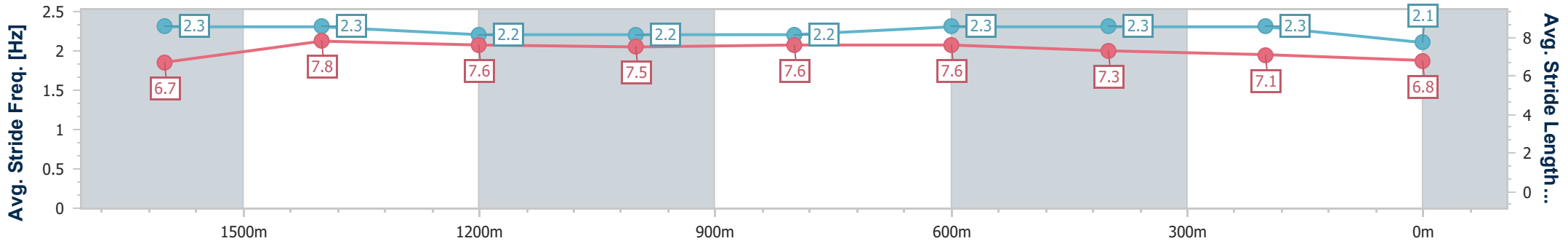
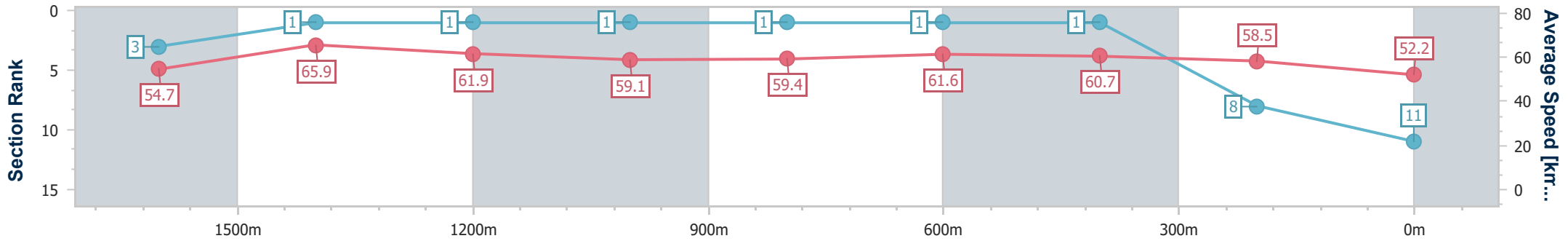
19 October 2024 - 16:45

Track Rating: Good 4, Weather: Fine, Rail Position: +6m Entire



BRISBANE
RACING CLUB

Section	Overall	1600m	1400m	1200m	1000m	800m	600m	400m	200m
Section Times	1:52.55 [11] (0:15.61)	1:36.94 [3] (0:11.08)	1:25.86 [1] (0:11.65)	1:14.21 [1] (0:12.22)	1:01.99 [1] (0:12.23)	0:49.76 [1] (0:11.76)	0:38.00 [1] (0:11.86)	0:26.14 [1] (0:12.28)	0:13.86 [8] (0:13.86)
Average Speed [km/h]	54.7	65.9	61.9	59.1	59.4	61.6	60.7	58.5	52.2
Top Speed [km/h]	68.4	68.3	63.9	60.0	60.6	61.7	61.6	60.1	56.4
Avg. Dist. to Rail [m]	10.2	4.2	1.8	2.0	1.8	0.9	0.3	0.4	0.3
Avg. Stride Freq. [Hz]	2.3	2.3	2.2	2.2	2.2	2.3	2.3	2.3	2.1
Avg. Stride Length [m]	6.7	7.8	7.6	7.5	7.6	7.6	7.3	7.1	6.8



- [] Ranking at each section and finish
- .-.- No data available at this section
- NA No data available



Eagle Farm QLD Professional

Race 10: Ladbrokes Own Spring BM68 Handicap - 1400m

19 October 2024 - 17:23



BRISBANE
RACING CLUB

Track Rating: Good 4, Weather: Fine, Rail Position: +6m Entire

Section		Overall	1200m	1000m	800m	600m	400m	Last 600m				
Field Times		1:22.56 (0:13.94)	1:08.62 (0:10.74)	0:57.88 (0:11.05)	0:46.83 (0:11.64)	0:35.19 (0:11.78)	0:23.41 (0:11.22)	0:35.19				
Rank	TAB Horse/Jockey	Barrier	Top Speed [km/h]	Fastest Section	Distance Travelled [m]							
1	24 FLYING AURELIUS James Orman	10	68.5 1200m	0:10.74 1200m	1:22.56 [1] (0:13.94)	1:08.62 [1] (0:10.74)	0:57.88 [1] (0:11.05)	0:46.83 [1] (0:11.64)	0:35.19 [1] (0:11.78)	0:23.41 [1] (0:11.22)	0:35.19	
2	13 POSEIDON RULER Martin Harley	6	66.9 1000m	0:11.07 1200m	1:23.00 [2] (0:14.56)	1:08.44 [7] (0:11.07)	0:57.37 [7] (0:11.19)	0:46.18 [7] (0:11.32)	0:34.86 [8] (0:11.45)	0:23.41 [8] (0:11.26)	0:34.86	+2
3	16 CARTWHEELS Andrew Mallyon	5	66.4 1200m	0:11.03 1200m	1:23.12 [3] (0:14.46)	1:08.66 [6] (0:11.03)	0:57.63 [6] (0:11.16)	0:46.47 [6] (0:11.31)	0:35.16 [5] (0:11.56)	0:23.60 [6] (0:11.31)	0:35.16	-4
4	10 ZAKIYYA Ryan Maloney	9	68.2 1000m	0:11.10 1000m	1:23.30 [4] (0:14.69)	1:08.61 [8] (0:11.13)	0:57.48 [8] (0:11.10)	0:46.38 [8] (0:11.17)	0:35.21 [7] (0:11.38)	0:23.83 [5] (0:11.38)	0:35.21	+2
5	9 UNCLE RUSS Jake Molloy	3	68.2 1200m	0:10.91 1200m	1:23.41 [5] (0:14.21)	1:09.20 [4] (0:10.91)	0:58.29 [3] (0:11.18)	0:47.11 [4] (0:11.58)	0:35.53 [4] (0:11.65)	0:23.88 [7] (0:11.50)	0:35.53	-5
6	8 SCHMOOZER Jasper Franklin	8	66.7 1000m	0:11.10 1200m	1:23.42 [6] (0:14.25)	1:09.17 [5] (0:11.10)	0:58.07 [5] (0:11.16)	0:46.91 [5] (0:11.47)	0:35.44 [6] (0:11.41)	0:24.03 [4] (0:11.34)	0:35.44	-1
7	23 THE DEPUTY Taylor Marshall	2	67.4 1000m	0:10.91 1000m	1:23.63 [7] (0:14.12)	1:09.51 [3] (0:11.08)	0:58.43 [4] (0:10.91)	0:47.52 [3] (0:11.62)	0:35.90 [3] (0:11.54)	0:24.36 [2] (0:11.52)	0:35.90	+0
8	4 AMERICAN PRESIDENT Justin Huxtable	1	67.3 1200m	0:10.83 1200m	1:23.76 [8] (0:13.94)	1:09.82 [2] (0:10.83)	0:58.99 [2] (0:11.27)	0:47.72 [2] (0:11.62)	0:36.10 [2] (0:11.69)	0:24.41 [3] (0:11.76)	0:36.10	+1
9	14 STRIKING PLAINS Kyle Wilson-Taylor	7	65.4 1000m	0:11.17 1200m	1:23.80 [9] (0:14.80)	1:09.00 [9] (0:11.17)	0:57.83 [9] (0:11.22)	0:46.61 [9] (0:11.34)	0:35.27 [9] (0:11.26)	0:24.01 [9] (0:11.48)	0:35.27	-5

Scratched: Ellibaby (#15), Bandasha (#6), Kadall (#1), Badgers Nuts (#21), Mr Wandji (#17), Better Be Nordy (#7), Bullion Boy (#2), Zhuang Shi (#3), Ludovisi (#19), Too Hard To Refuse (#5), Regal Edition (#2)

[] Ranking at each section and finish
-:--:-- No data available at this section
NA No data available

SCN Saddle cloth number
DNF Did not finish
DNT Did not track



Eagle Farm QLD Professional

Race 10: Ladbrokes Own Spring BM68 Handicap - 1400m

19 October 2024 - 17:23



BRISBANE
RACING CLUB

Track Rating: Good 4, Weather: Fine, Rail Position: +6m Entire

Section							200m			Last 600m
Field Times							0:12.19			0:35.19
Rank	TAB	Horse/Jockey	Barrier	Top Speed [km/h]	Fastest Section	Margin				Distance Travelled [m]
1	24	FLYING AURELIUS James Orman	10	68.5 1200m	0:10.74 1200m	0:12.19 [1] (0:12.19)	1:22.56		0:35.19	
2	13	POSEIDON RULER Martin Harley	6	66.9 1000m	0:11.07 1200m	0:12.15 [5] (0:12.15)	2.58L		0:34.86	+2
3	16	CARTWHEELS Andrew Mallyon	5	66.4 1200m	0:11.03 1200m	0:12.29 [4] (0:12.29)	3.26L		0:35.16	-4
4	10	ZAKIYYA Ryan Maloney	9	68.2 1000m	0:11.10 1000m	0:12.45 [6] (0:12.45)	4.3L		0:35.21	+2
5	9	UNCLE RUSS Jake Molloy	3	68.2 1200m	0:10.91 1200m	0:12.38 [7] (0:12.38)	4.98L		0:35.53	-5
6	8	SCHMOOZER Jasper Franklin	8	66.7 1000m	0:11.10 1200m	0:12.69 [2] (0:12.69)	5.01L		0:35.44	-1
7	23	THE DEPUTY Taylor Marshall	2	67.4 1000m	0:10.91 1000m	0:12.84 [3] (0:12.84)	6.26L		0:35.90	+0
8	4	AMERICAN PRESIDENT Justin Huxtable	1	67.3 1200m	0:10.83 1200m	0:12.65 [8] (0:12.65)	7.04L		0:36.10	+1
9	14	STRIKING PLAINS Kyle Wilson-Taylor	7	65.4 1000m	0:11.17 1200m	0:12.53 [9] (0:12.53)	7.25L		0:35.27	-5

Scratched: Ellibaby (#15), Bandasha (#6), Kadall (#1), Badgers Nuts (#21), Mr Wandji (#17), Better Be Nurdy (#7), Bullion Boy (#2), Zhuang Shi (#3), Ludovisi (#19), Too Hard To Refuse (#5), Regal Edition (#2)

[] Ranking at each section and finish
 -:-:- No data available at this section
 NA No data available

SCN Saddle cloth number
 DNF Did not finish
 DNT Did not track



Horse/Jockey Name	Flying Aurelius
Final Rank	1
Fastest Section Time (Section)	0:10.74 (1200m)
Top Speed [km/h] (Section)	68.5 (1200m)
Race State	Finished



Eagle Farm QLD Professional

Race 10: Ladbrokes Own Spring BM68 Handicap - 1400m

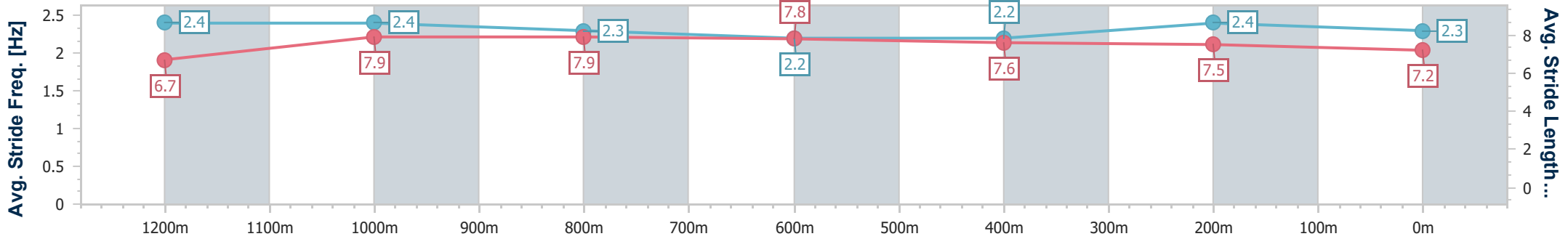
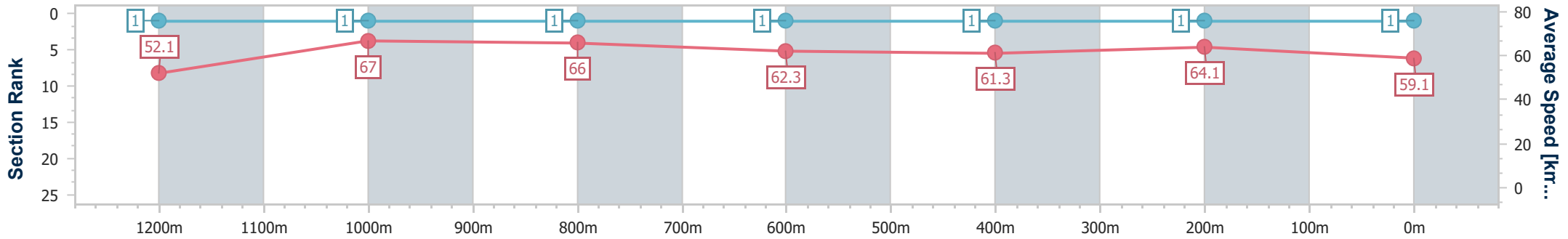
19 October 2024 - 17:23

Track Rating: Good 4, Weather: Fine, Rail Position: +6m Entire



BRISBANE RACING CLUB

Section	Overall	1200m	1000m	800m	600m	400m	200m
Section Times	1:22.56 [1] (0:13.94)	1:08.62 [1] (0:10.74)	0:57.88 [1] (0:11.05)	0:46.83 [1] (0:11.64)	0:35.19 [1] (0:11.78)	0:23.41 [1] (0:11.22)	0:12.19 [1] (0:12.19)
Average Speed [km/h]	52.1	67.0	66.0	62.3	61.3	64.1	59.1
Top Speed [km/h]	67.2	68.5	68.2	65.5	63.9	65.1	62.5
Avg. Dist. to Rail [m]	9.0	5.0	2.8	1.5	0.5	1.2	0.6
Avg. Stride Freq. [Hz]	2.4	2.4	2.3	2.2	2.2	2.4	2.3
Avg. Stride Length [m]	6.7	7.9	7.9	7.8	7.6	7.5	7.2



- [] Ranking at each section and finish
- .-.- No data available at this section
- NA No data available



Horse/Jockey Name	Poseidon Ruler
Final Rank	2
Fastest Section Time (Section)	0:11.07 (1200m)
Top Speed [km/h] (Section)	66.9 (1000m)
Race State	Finished



Eagle Farm QLD Professional

Race 10: Ladbrokes Own Spring BM68 Handicap - 1400m

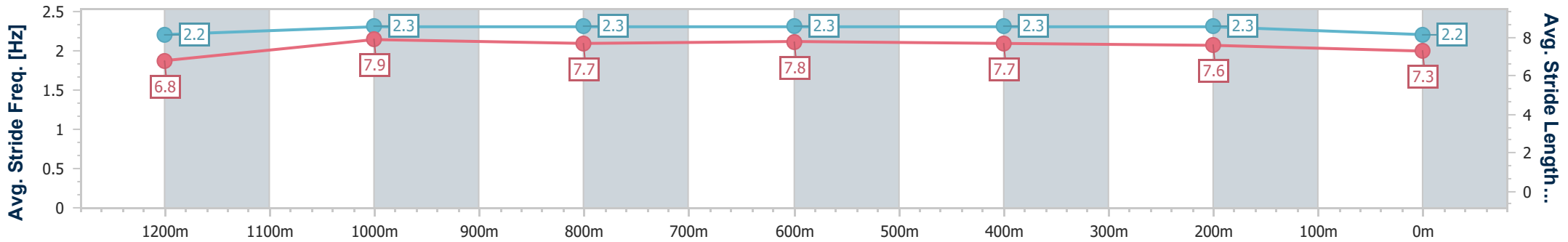
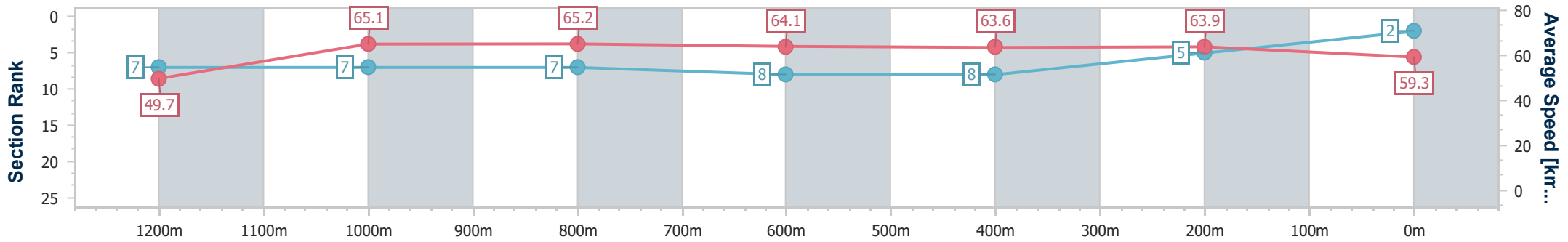
19 October 2024 - 17:23

Track Rating: Good 4, Weather: Fine, Rail Position: +6m Entire



BRISBANE RACING CLUB

Section	Overall	1200m	1000m	800m	600m	400m	200m
Section Times	1:23.00 [2] (0:14.56)	1:08.44 [7] (0:11.07)	0:57.37 [7] (0:11.19)	0:46.18 [7] (0:11.32)	0:34.86 [8] (0:11.45)	0:23.41 [8] (0:11.26)	0:12.15 [5] (0:12.15)
Average Speed [km/h]	49.7	65.1	65.2	64.1	63.6	63.9	59.3
Top Speed [km/h]	65.2	66.3	66.9	66.5	64.8	65.1	61.9
Avg. Dist. to Rail [m]	4.9	2.6	2.5	2.1	2.4	5.5	7.7
Avg. Stride Freq. [Hz]	2.2	2.3	2.3	2.3	2.3	2.3	2.2
Avg. Stride Length [m]	6.8	7.9	7.7	7.8	7.7	7.6	7.3



- [] Ranking at each section and finish
- .-.- No data available at this section
- NA No data available



Horse/Jockey Name	Cartwheels
Final Rank	3
Fastest Section Time (Section)	0:11.03 (1200m)
Top Speed [km/h] (Section)	66.4 (1200m)
Race State	Finished



Eagle Farm QLD Professional

Race 10: Ladbrokes Own Spring BM68 Handicap - 1400m

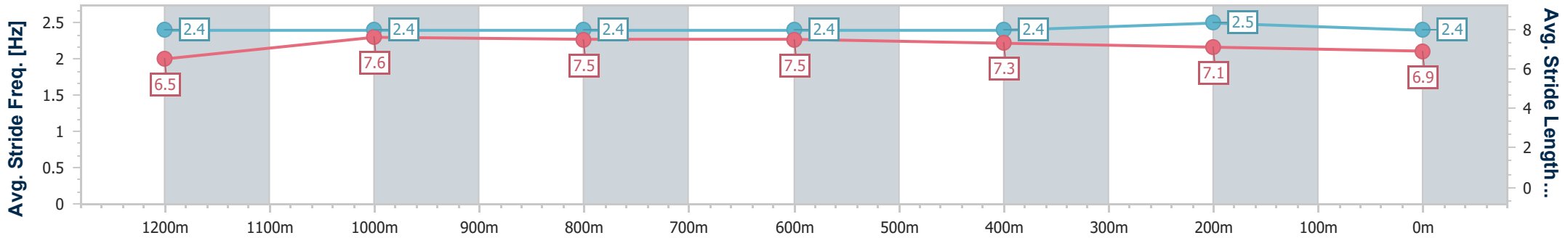
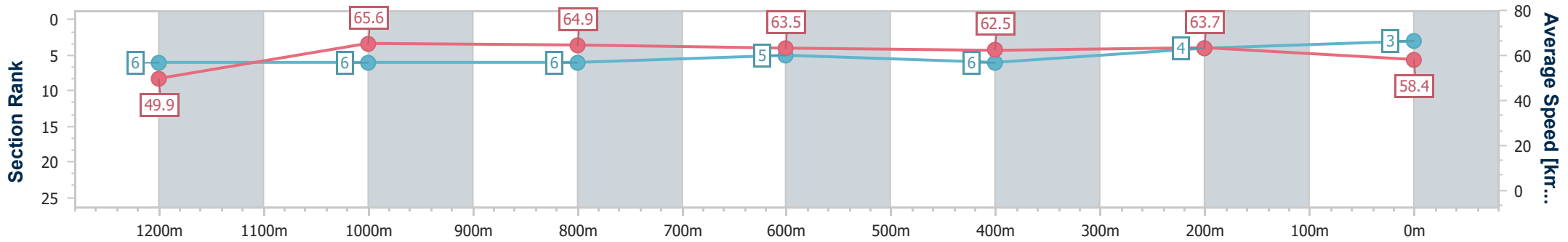
19 October 2024 - 17:23

Track Rating: Good 4, Weather: Fine, Rail Position: +6m Entire



BRISBANE RACING CLUB

Section	Overall	1200m	1000m	800m	600m	400m	200m
Section Times	1:23.12 [3] (0:14.46)	1:08.66 [6] (0:11.03)	0:57.63 [6] (0:11.16)	0:46.47 [6] (0:11.31)	0:35.16 [5] (0:11.56)	0:23.60 [6] (0:11.31)	0:12.29 [4] (0:12.29)
Average Speed [km/h]	49.9	65.6	64.9	63.5	62.5	63.7	58.4
Top Speed [km/h]	64.2	66.4	66.0	65.2	64.1	64.4	62.3
Avg. Dist. to Rail [m]	4.5	2.6	1.5	0.2	0.5	3.6	3.6
Avg. Stride Freq. [Hz]	2.4	2.4	2.4	2.4	2.4	2.5	2.4
Avg. Stride Length [m]	6.5	7.6	7.5	7.5	7.3	7.1	6.9



- [] Ranking at each section and finish
- .-.- No data available at this section
- NA No data available



Horse/Jockey Name	Zakiyya
Final Rank	4
Fastest Section Time (Section)	0:11.10 (1000m)
Top Speed [km/h] (Section)	68.2 (1000m)
Race State	Finished



Eagle Farm QLD Professional

Race 10: Ladbrokes Own Spring BM68 Handicap - 1400m

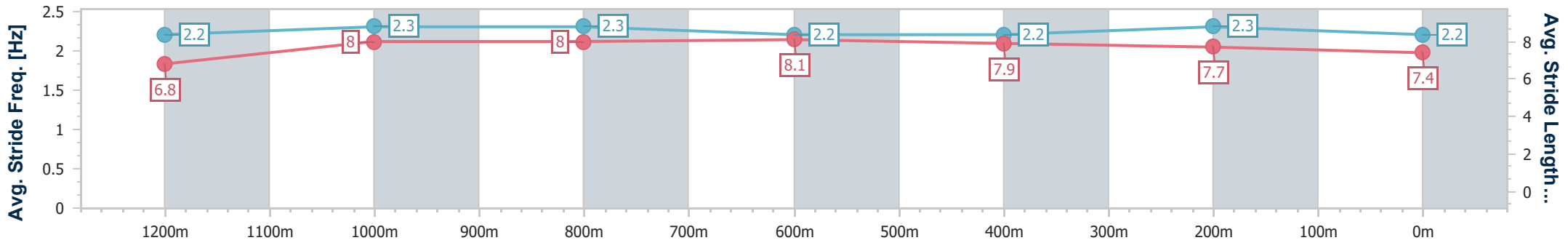
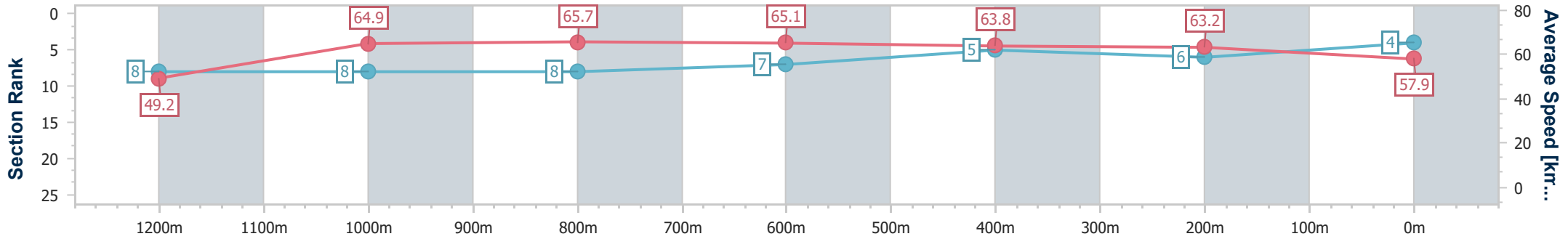
19 October 2024 - 17:23

Track Rating: Good 4, Weather: Fine, Rail Position: +6m Entire



BRISBANE RACING CLUB

Section	Overall	1200m	1000m	800m	600m	400m	200m
Section Times	1:23.30 [4] (0:14.69)	1:08.61 [8] (0:11.13)	0:57.48 [8] (0:11.10)	0:46.38 [8] (0:11.17)	0:35.21 [7] (0:11.38)	0:23.83 [5] (0:11.38)	0:12.45 [6] (0:12.45)
Average Speed [km/h]	49.2	64.9	65.7	65.1	63.8	63.2	57.9
Top Speed [km/h]	62.9	65.9	68.2	67.7	64.5	64.7	60.8
Avg. Dist. to Rail [m]	7.0	3.3	2.8	1.8	2.0	4.9	7.2
Avg. Stride Freq. [Hz]	2.2	2.3	2.3	2.2	2.2	2.3	2.2
Avg. Stride Length [m]	6.8	8.0	8.0	8.1	7.9	7.7	7.4



- [] Ranking at each section and finish
- .-.- No data available at this section
- NA No data available



Horse/Jockey Name	Uncle Russ
Final Rank	5
Fastest Section Time (Section)	0:10.91 (1200m)
Top Speed [km/h] (Section)	68.2 (1200m)
Race State	Finished



Eagle Farm QLD Professional

Race 10: Ladbrokes Own Spring BM68 Handicap - 1400m

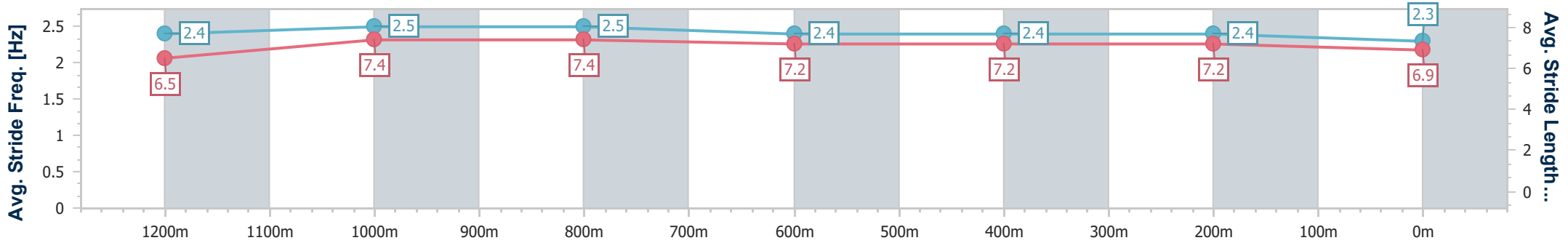
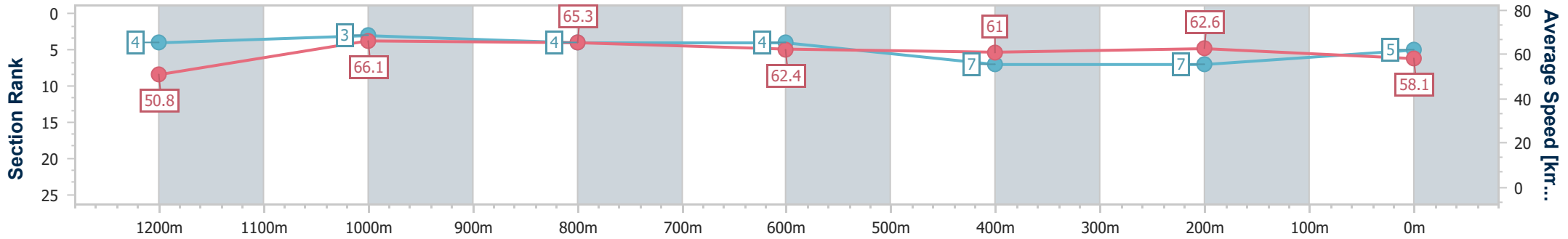
19 October 2024 - 17:23

Track Rating: Good 4, Weather: Fine, Rail Position: +6m Entire



BRISBANE RACING CLUB

Section	Overall	1200m	1000m	800m	600m	400m	200m
Section Times	1:23.41 [5] (0:14.21)	1:09.20 [4] (0:10.91)	0:58.29 [3] (0:11.18)	0:47.11 [4] (0:11.58)	0:35.53 [4] (0:11.65)	0:23.88 [7] (0:11.50)	0:12.38 [7] (0:12.38)
Average Speed [km/h]	50.8	66.1	65.3	62.4	61.0	62.6	58.1
Top Speed [km/h]	66.7	68.2	66.2	64.5	63.9	63.9	61.1
Avg. Dist. to Rail [m]	2.5	0.8	2.4	0.8	2.4	1.2	0.6
Avg. Stride Freq. [Hz]	2.4	2.5	2.5	2.4	2.4	2.4	2.3
Avg. Stride Length [m]	6.5	7.4	7.4	7.2	7.2	7.2	6.9



- [] Ranking at each section and finish
- .-.- No data available at this section
- NA No data available



Horse/Jockey Name	Schmoozer
Final Rank	6
Fastest Section Time (Section)	0:11.10 (1200m)
Top Speed [km/h] (Section)	66.7 (1000m)
Race State	Finished



Eagle Farm QLD Professional

Race 10: Ladbrokes Own Spring BM68 Handicap - 1400m

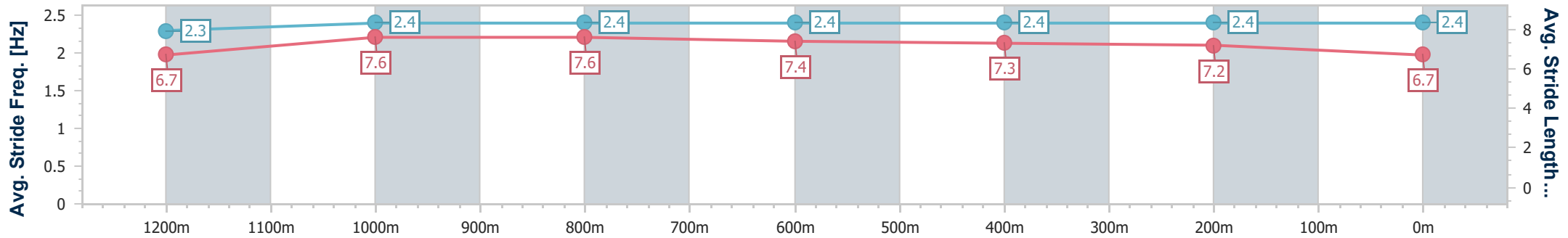
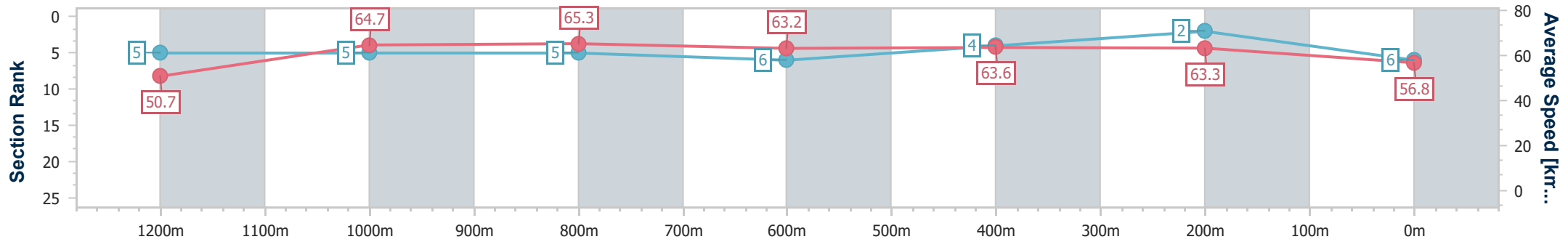
19 October 2024 - 17:23

Track Rating: Good 4, Weather: Fine, Rail Position: +6m Entire



BRISBANE RACING CLUB

Section	Overall	1200m	1000m	800m	600m	400m	200m
Section Times	1:23.42 [6] (0:14.25)	1:09.17 [5] (0:11.10)	0:58.07 [5] (0:11.16)	0:46.91 [5] (0:11.47)	0:35.44 [6] (0:11.41)	0:24.03 [4] (0:11.34)	0:12.69 [2] (0:12.69)
Average Speed [km/h]	50.7	64.7	65.3	63.2	63.6	63.3	56.8
Top Speed [km/h]	65.9	65.6	66.7	65.1	65.4	65.7	60.7
Avg. Dist. to Rail [m]	5.6	2.5	1.5	1.4	1.7	3.3	4.7
Avg. Stride Freq. [Hz]	2.3	2.4	2.4	2.4	2.4	2.4	2.4
Avg. Stride Length [m]	6.7	7.6	7.6	7.4	7.3	7.2	6.7



- [] Ranking at each section and finish
- .-.- No data available at this section
- NA No data available



Horse/Jockey Name	The Deputy
Final Rank	7
Fastest Section Time (Section)	0:10.91 (1000m)
Top Speed [km/h] (Section)	67.4 (1000m)
Race State	Finished



Eagle Farm QLD Professional

Race 10: Ladbrokes Own Spring BM68 Handicap - 1400m

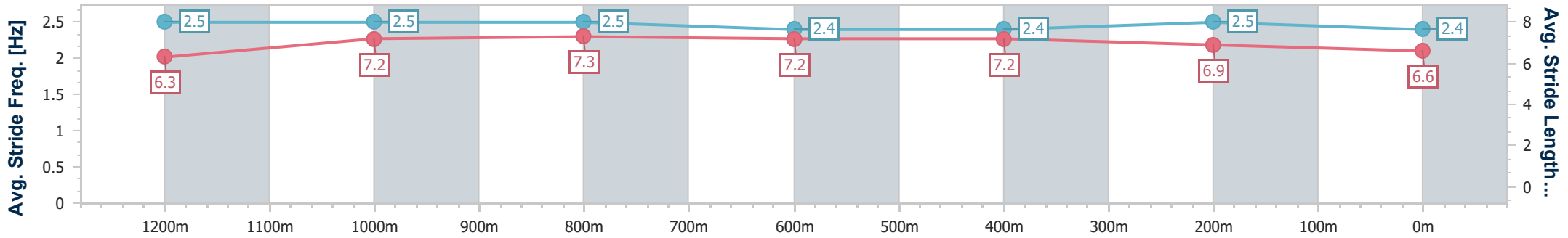
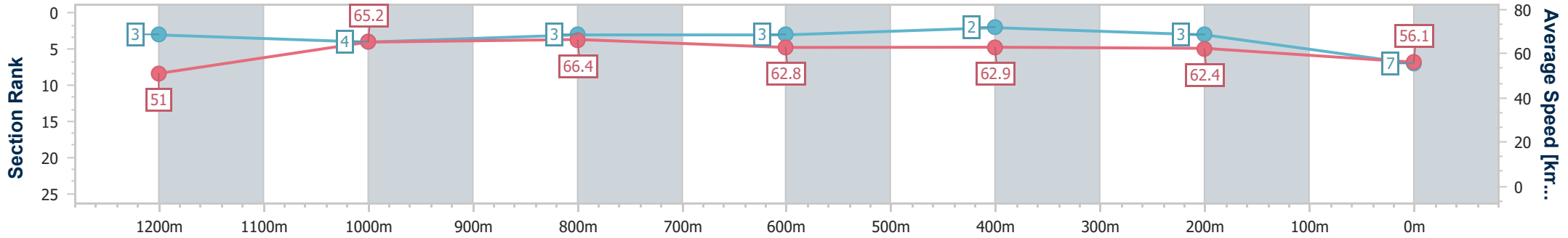
19 October 2024 - 17:23

Track Rating: Good 4, Weather: Fine, Rail Position: +6m Entire



BRISBANE RACING CLUB

Section	Overall	1200m	1000m	800m	600m	400m	200m
Section Times	1:23.63 [7] (0:14.12)	1:09.51 [3] (0:11.08)	0:58.43 [4] (0:10.91)	0:47.52 [3] (0:11.62)	0:35.90 [3] (0:11.54)	0:24.36 [2] (0:11.52)	0:12.84 [3] (0:12.84)
Average Speed [km/h]	51.0	65.2	66.4	62.8	62.9	62.4	56.1
Top Speed [km/h]	65.0	66.9	67.4	65.3	63.5	64.0	60.4
Avg. Dist. to Rail [m]	3.8	2.2	1.6	2.8	1.5	1.4	1.0
Avg. Stride Freq. [Hz]	2.5	2.5	2.5	2.4	2.4	2.5	2.4
Avg. Stride Length [m]	6.3	7.2	7.3	7.2	7.2	6.9	6.6



- [] Ranking at each section and finish
- .-.- No data available at this section
- NA No data available



Horse/Jockey Name	American President
Final Rank	8
Fastest Section Time (Section)	0:10.83 (1200m)
Top Speed [km/h] (Section)	67.3 (1200m)
Race State	Finished



Eagle Farm QLD Professional

Race 10: Ladbrokes Own Spring BM68 Handicap - 1400m

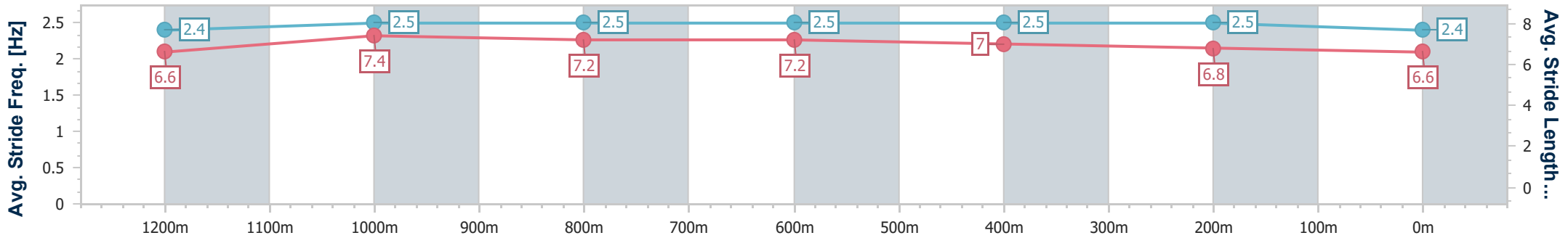
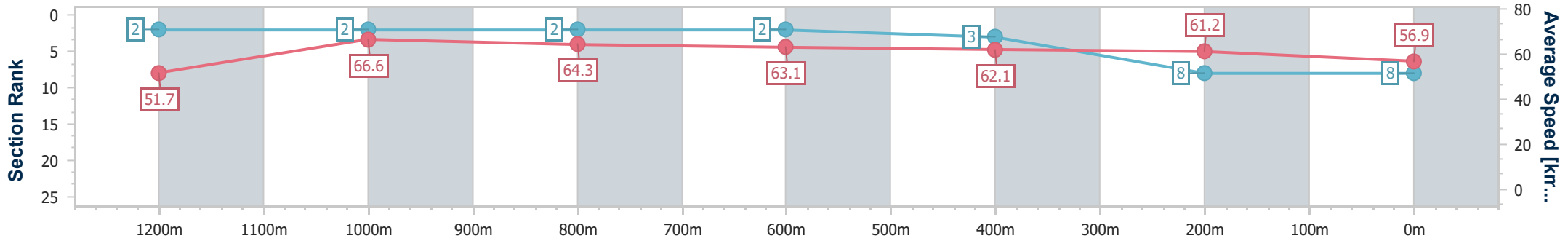
19 October 2024 - 17:23

Track Rating: Good 4, Weather: Fine, Rail Position: +6m Entire



BRISBANE RACING CLUB

Section	Overall	1200m	1000m	800m	600m	400m	200m
Section Times	1:23.76 [8] (0:13.94)	1:09.82 [2] (0:10.83)	0:58.99 [2] (0:11.27)	0:47.72 [2] (0:11.62)	0:36.10 [2] (0:11.69)	0:24.41 [3] (0:11.76)	0:12.65 [8] (0:12.65)
Average Speed [km/h]	51.7	66.6	64.3	63.1	62.1	61.2	56.9
Top Speed [km/h]	66.4	67.3	65.6	64.2	63.6	63.1	59.7
Avg. Dist. to Rail [m]	1.5	0.4	1.8	3.4	2.1	3.0	2.9
Avg. Stride Freq. [Hz]	2.4	2.5	2.5	2.5	2.5	2.5	2.4
Avg. Stride Length [m]	6.6	7.4	7.2	7.2	7.0	6.8	6.6



- [] Ranking at each section and finish
- .-.- No data available at this section
- NA No data available



Horse/Jockey Name	Striking Plains
Final Rank	9
Fastest Section Time (Section)	0:11.17 (1200m)
Top Speed [km/h] (Section)	65.4 (1000m)
Race State	Finished



Eagle Farm QLD Professional

Race 10: Ladbrokes Own Spring BM68 Handicap - 1400m

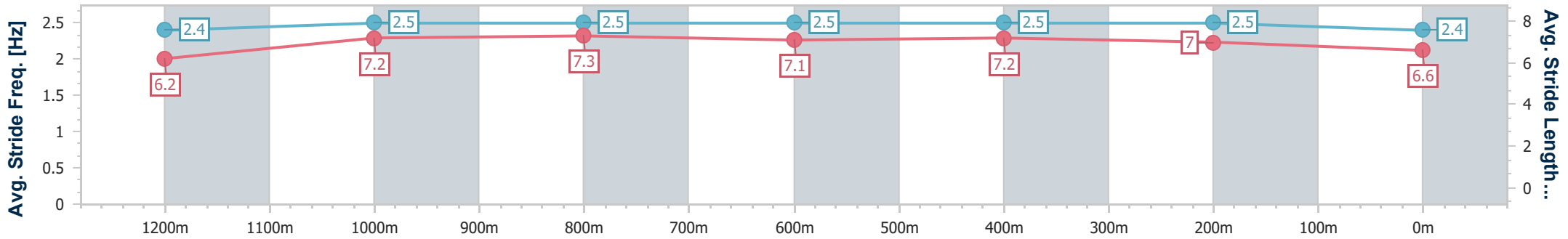
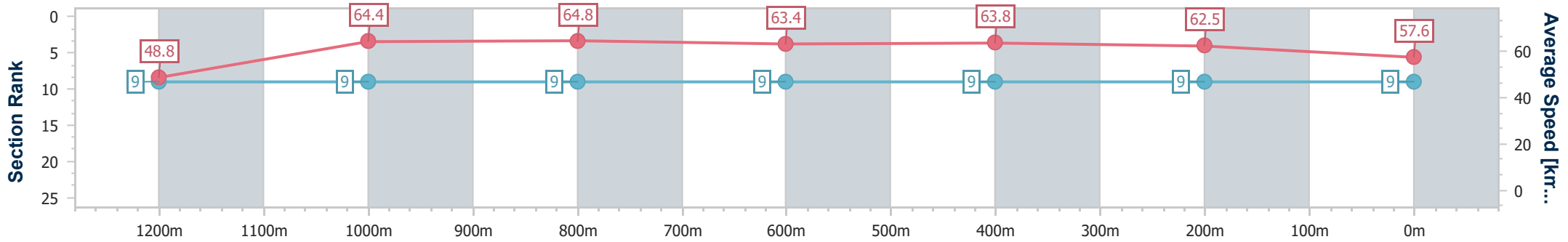
19 October 2024 - 17:23

Track Rating: Good 4, Weather: Fine, Rail Position: +6m Entire



BRISBANE RACING CLUB

Section	Overall	1200m	1000m	800m	600m	400m	200m
Section Times	1:23.80 [9] (0:14.80)	1:09.00 [9] (0:11.17)	0:57.83 [9] (0:11.22)	0:46.61 [9] (0:11.34)	0:35.27 [9] (0:11.26)	0:24.01 [9] (0:11.48)	0:12.53 [9] (0:12.53)
Average Speed [km/h]	48.8	64.4	64.8	63.4	63.8	62.5	57.6
Top Speed [km/h]	63.9	65.2	65.4	64.9	64.8	64.5	60.0
Avg. Dist. to Rail [m]	4.3	1.3	1.4	0.7	1.3	0.4	0.4
Avg. Stride Freq. [Hz]	2.4	2.5	2.5	2.5	2.5	2.5	2.4
Avg. Stride Length [m]	6.2	7.2	7.3	7.1	7.2	7.0	6.6



- [] Ranking at each section and finish
- .-.- No data available at this section
- NA No data available