



Eagle Farm QLD Professional
Race 1: Jonker First Yearlings 2025 QTIS Two-Years-Old Handicap - 1000m
02 November 2024 - 12:32



Track Rating: Good 4, Weather: Fine, Rail Position: +1m Entire

Section		Overall	800m	600m	400m	200m	Last 600m					
Field Times		0:57.83 (0:13.41)	0:44.42 (0:10.53)	0:33.89 (0:11.23)	0:22.66 (0:11.10)	0:11.56 (0:11.56)	0:33.89					
Rank	TAB Horse/Jockey	Barrier	Top Speed [km/h]	Fastest Section	Margin					Distance Travelled [m]		
1	9 STRAWBERRY SMASH Andrew Mallyon	3	68.2 800m	0:10.76 400m	0:57.83 [1] (0:13.75)	0:44.08 [7] (0:10.77)	0:33.31 [5] (0:10.99)	0:22.32 [4] (0:10.76)	0:11.56 [1] (0:11.56)	0:57.83	0:33.31	
2	3 LOCKYER Ryan Maloney	6	68.3 400m	0:10.75 400m	0:57.96 [2] (0:13.65)	0:44.31 [3] (0:10.85)	0:33.46 [4] (0:11.11)	0:22.35 [6] (0:10.75)	0:11.60 [2] (0:11.60)	0.77L	0:33.46	-1
3	8 MADDIE'S COMET Tahlia Fenlon	2	68.4 800m	0:10.67 800m	0:58.55 [3] (0:13.63)	0:44.92 [2] (0:10.67)	0:34.25 [2] (0:11.08)	0:23.17 [2] (0:11.02)	0:12.15 [3] (0:12.15)	4.28L	0:34.25	-2
4	1 CUDDLES FOR KIMMY Cody Collis	1	67.7 800m	0:10.67 800m	0:58.65 [4] (0:13.68)	0:44.97 [5] (0:10.67)	0:34.30 [3] (0:11.09)	0:23.21 [3] (0:11.19)	0:12.02 [5] (0:12.02)	4.84L	0:34.30	-10
5	5 MISHANI EXTREME Georgina Cartwright	9	68.0 Overall	0:11.03 600m	0:58.93 [5] (0:13.66)	0:45.27 [4] (0:11.05)	0:34.22 [8] (0:11.03)	0:23.19 [7] (0:11.10)	0:12.09 [7] (0:12.09)	6.5L	0:34.22	+2
6	2 DESTINY'S SUMMIT Robbie Dolan	8	68.1 600m	0:10.88 800m	0:59.12 [6] (0:13.69)	0:45.43 [6] (0:10.88)	0:34.55 [6] (0:11.02)	0:23.53 [5] (0:11.15)	0:12.38 [6] (0:12.38)	7.62L	0:34.55	+1
7	7 LOVEBUG Samantha Collett	7	70.6 800m	0:10.53 800m	0:59.24 [7] (0:13.41)	0:45.83 [1] (0:10.53)	0:35.30 [1] (0:11.23)	0:24.07 [1] (0:11.34)	0:12.73 [4] (0:12.73)	8.3L	0:35.30	-6
8	4 OKANUI Boris Thornton	4	68.1 800m	0:10.72 800m	0:59.40 [8] (0:13.98)	0:45.42 [9] (0:10.72)	0:34.70 [7] (0:11.24)	0:23.46 [8] (0:11.19)	0:12.27 [8] (0:12.27)	9.29L	0:34.70	-7
9	6 DESTINY'S PINNACLE Cejay Graham	5	67.1 800m	0:11.02 800m	0:59.54 [9] (0:13.82)	0:45.72 [8] (0:11.02)	0:34.70 [9] (0:11.20)	0:23.50 [9] (0:11.19)	0:12.31 [9] (0:12.31)	10.11L	0:34.70	-2

[] Ranking at each section and finish
 -:-:- No data available at this section
 NA No data available

SCN Saddle cloth number
 DNF Did not finish
 DNT Did not track



Horse/Jockey Name	Strawberry Smash
Final Rank	1
Fastest Section Time (Section)	0:10.76 (400m)
Top Speed [km/h] (Section)	68.2 (800m)
Race State	Finished

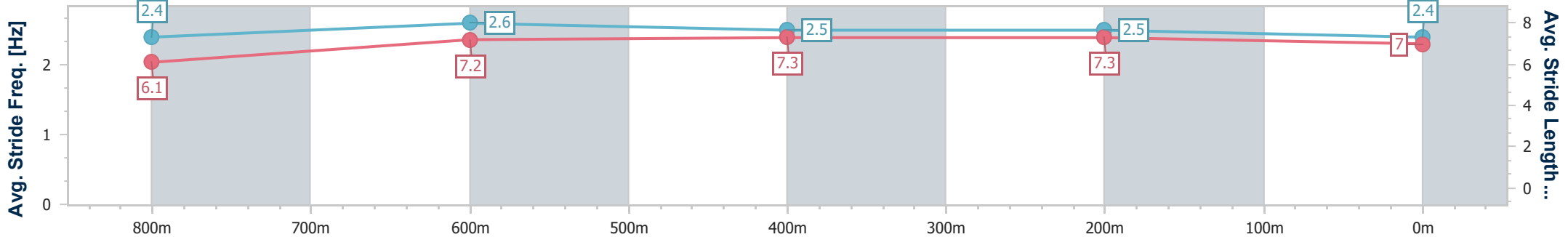
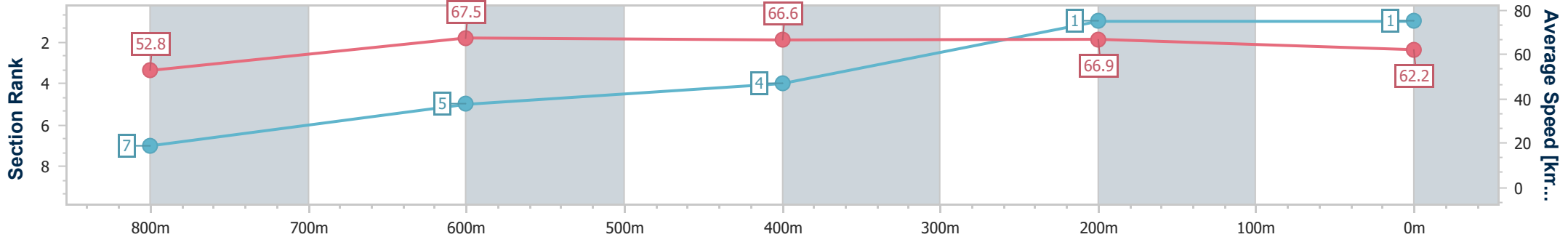


Eagle Farm QLD Professional
 Race 1: Jonker First Yearlings 2025 QTIS Two-Years-Old Handicap - 1000m
 02 November 2024 - 12:32
 Track Rating: Good 4, Weather: Fine, Rail Position: +1m Entire



BRISBANE RACING CLUB

Section	Overall	800m	600m	400m	200m
Section Times	0:57.83 [1] (0:13.75)	0:44.08 [7] (0:10.77)	0:33.31 [5] (0:10.99)	0:22.32 [4] (0:10.76)	0:11.56 [1] (0:11.56)
Average Speed [km/h]	52.8	67.5	66.6	66.9	62.2
Top Speed [km/h]	67.7	68.2	67.5	67.8	66.3
Avg. Dist. to Rail [m]	2.4	2.5	3.0	3.6	4.9
Avg. Stride Freq. [Hz]	2.4	2.6	2.5	2.5	2.4
Avg. Stride Length [m]	6.1	7.2	7.3	7.3	7.0



- [] Ranking at each section and finish
- .-.- No data available at this section
- NA No data available



Horse/Jockey Name	Lockyer
Final Rank	2
Fastest Section Time (Section)	0:10.75 (400m)
Top Speed [km/h] (Section)	68.3 (400m)
Race State	Finished



Eagle Farm QLD Professional
Race 1: Jonker First Yearlings 2025 QTIS Two-Years-Old Handicap - 1000m

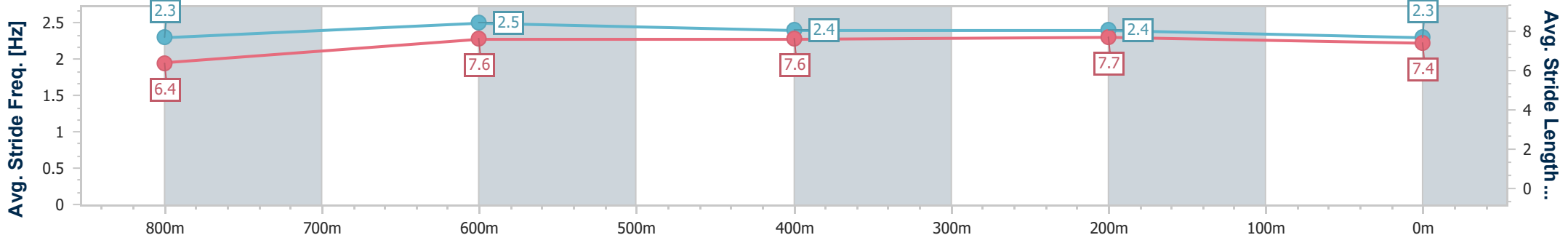
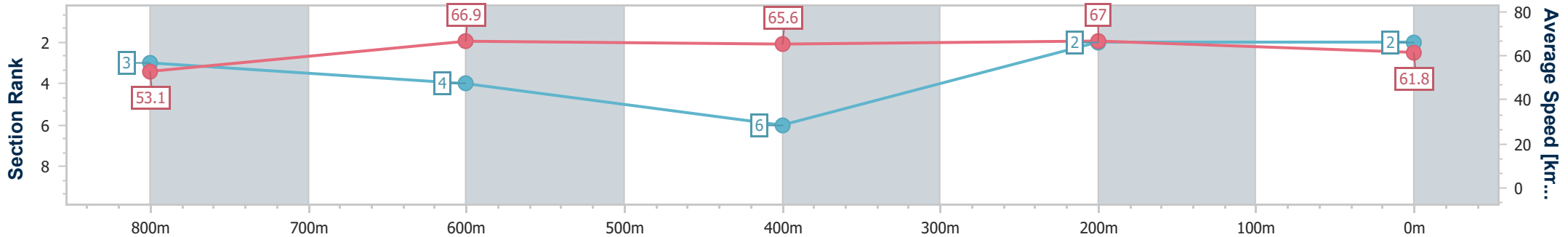


BRISBANE RACING CLUB

02 November 2024 - 12:32

Track Rating: Good 4, Weather: Fine, Rail Position: +1m Entire

Section	Overall	800m	600m	400m	200m
Section Times	0:57.96 [2] (0:13.65)	0:44.31 [3] (0:10.85)	0:33.46 [4] (0:11.11)	0:22.35 [6] (0:10.75)	0:11.60 [2] (0:11.60)
Average Speed [km/h]	53.1	66.9	65.6	67.0	61.8
Top Speed [km/h]	67.5	68.2	66.5	68.3	65.7
Avg. Dist. to Rail [m]	4.2	1.7	2.6	5.3	6.9
Avg. Stride Freq. [Hz]	2.3	2.5	2.4	2.4	2.3
Avg. Stride Length [m]	6.4	7.6	7.6	7.7	7.4



- [] Ranking at each section and finish
- .-.- No data available at this section
- NA No data available



Horse/Jockey Name	Maddie's Comet
Final Rank	3
Fastest Section Time (Section)	0:10.67 (800m)
Top Speed [km/h] (Section)	68.4 (800m)
Race State	Finished



Eagle Farm QLD Professional
Race 1: Jonker First Yearlings 2025 QTIS Two-Years-Old Handicap - 1000m

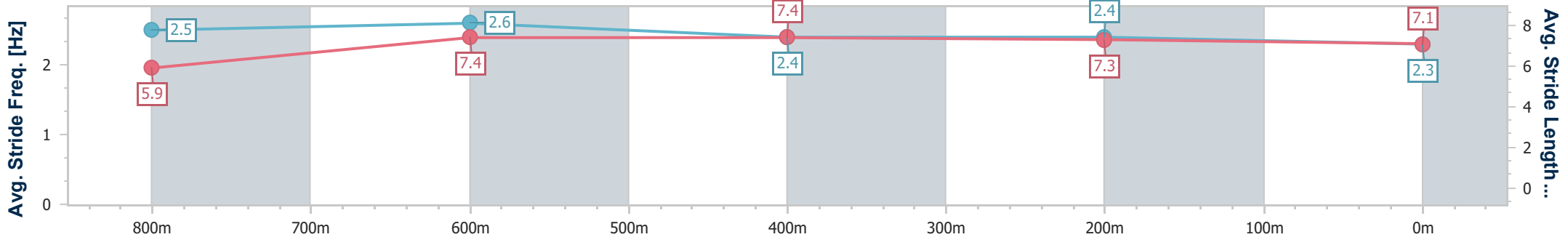
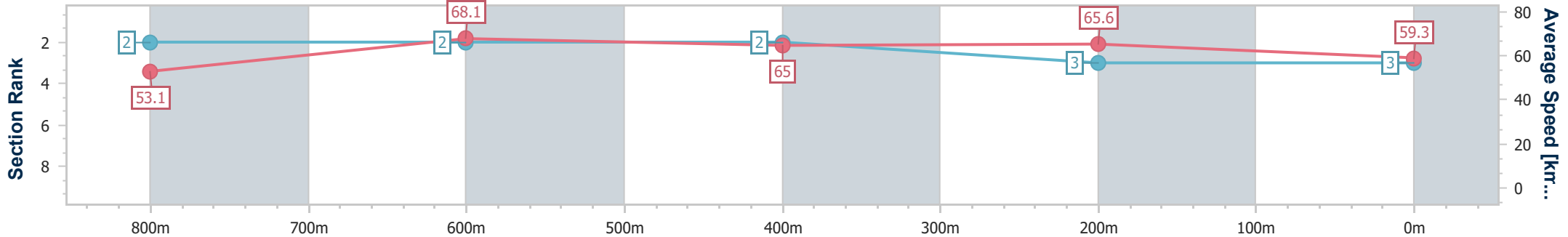


BRISBANE RACING CLUB

02 November 2024 - 12:32

Track Rating: Good 4, Weather: Fine, Rail Position: +1m Entire

Section	Overall	800m	600m	400m	200m
Section Times	0:58.55 [3] (0:13.63)	0:44.92 [2] (0:10.67)	0:34.25 [2] (0:11.08)	0:23.17 [2] (0:11.02)	0:12.15 [3] (0:12.15)
Average Speed [km/h]	53.1	68.1	65.0	65.6	59.3
Top Speed [km/h]	67.3	68.4	66.9	66.7	63.5
Avg. Dist. to Rail [m]	1.9	1.4	0.9	1.8	3.0
Avg. Stride Freq. [Hz]	2.5	2.6	2.4	2.4	2.3
Avg. Stride Length [m]	5.9	7.4	7.4	7.3	7.1



- [] Ranking at each section and finish
- .-.- No data available at this section
- NA No data available



Horse/Jockey Name	Cuddles For Kimmy
Final Rank	4
Fastest Section Time (Section)	0:10.67 (800m)
Top Speed [km/h] (Section)	67.7 (800m)
Race State	Finished

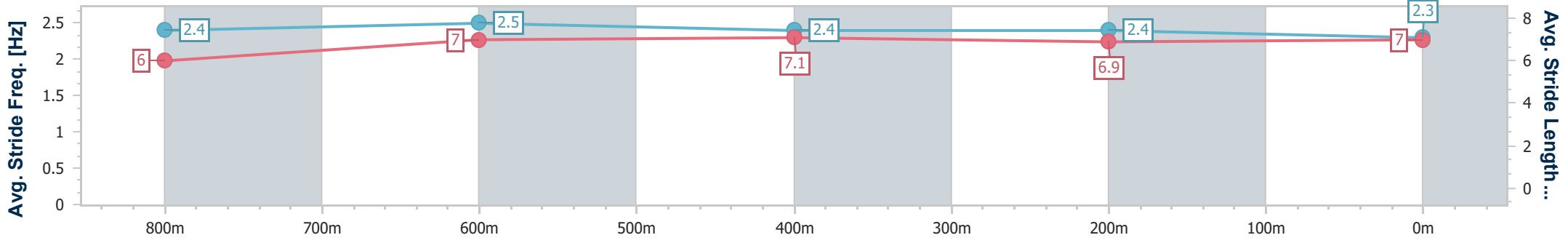
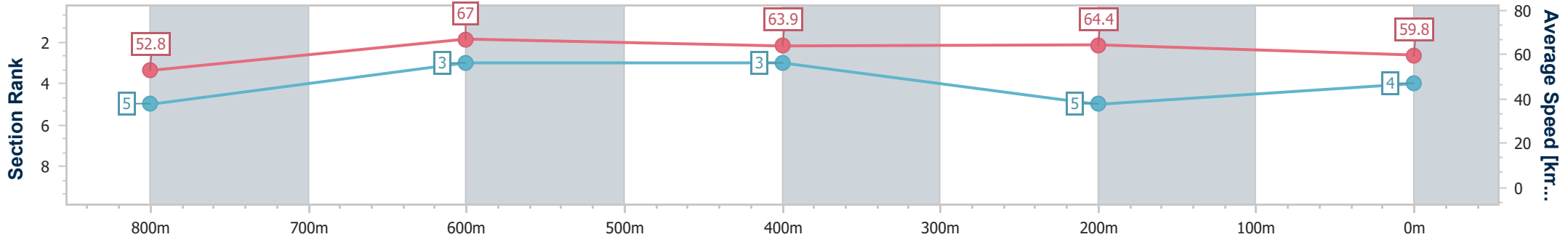


Eagle Farm QLD Professional
 Race 1: Jonker First Yearlings 2025 QTIS Two-Years-Old Handicap - 1000m
 02 November 2024 - 12:32
 Track Rating: Good 4, Weather: Fine, Rail Position: +1m Entire



BRISBANE RACING CLUB

Section	Overall	800m	600m	400m	200m
Section Times	0:58.65 [4] (0:13.68)	0:44.97 [5] (0:10.67)	0:34.30 [3] (0:11.09)	0:23.21 [3] (0:11.19)	0:12.02 [5] (0:12.02)
Average Speed [km/h]	52.8	67.0	63.9	64.4	59.8
Top Speed [km/h]	66.4	67.7	65.6	66.0	61.9
Avg. Dist. to Rail [m]	0.5	0.9	2.7	0.8	2.8
Avg. Stride Freq. [Hz]	2.4	2.5	2.4	2.4	2.3
Avg. Stride Length [m]	6.0	7.0	7.1	6.9	7.0



- [] Ranking at each section and finish
- .-.- No data available at this section
- NA No data available



Horse/Jockey Name	Mishani Extreme
Final Rank	5
Fastest Section Time (Section)	0:11.03 (600m)
Top Speed [km/h] (Section)	68.0 (Overall)
Race State	Finished



Eagle Farm QLD Professional
Race 1: Jonker First Yearlings 2025 QTIS Two-Years-Old Handicap - 1000m

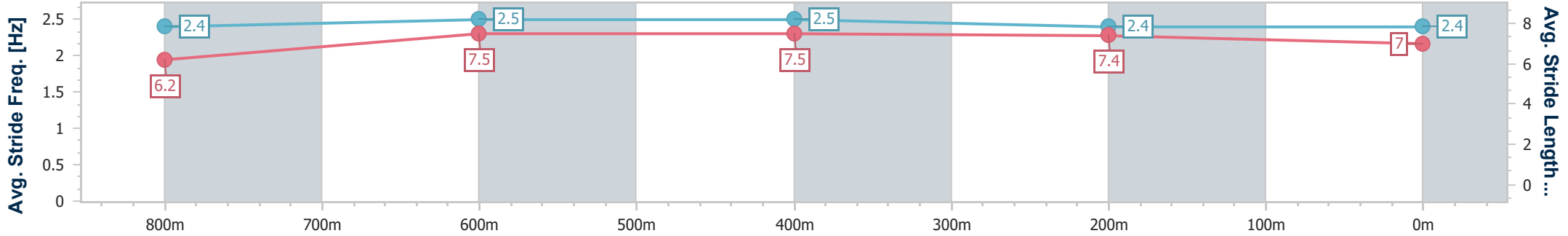
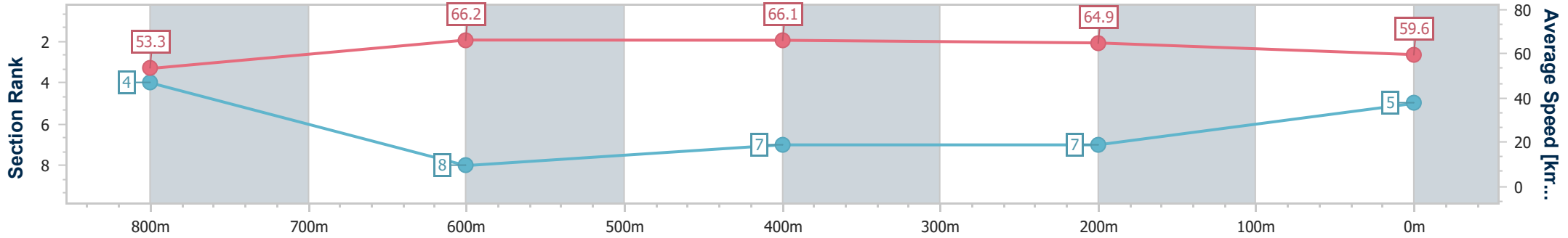
02 November 2024 - 12:32

Track Rating: Good 4, Weather: Fine, Rail Position: +1m Entire



BRISBANE RACING CLUB

Section	Overall	800m	600m	400m	200m
Section Times	0:58.93 [5] (0:13.66)	0:45.27 [4] (0:11.05)	0:34.22 [8] (0:11.03)	0:23.19 [7] (0:11.10)	0:12.09 [7] (0:12.09)
Average Speed [km/h]	53.3	66.2	66.1	64.9	59.6
Top Speed [km/h]	68.0	67.6	67.2	67.3	63.3
Avg. Dist. to Rail [m]	7.6	2.9	2.6	8.4	6.7
Avg. Stride Freq. [Hz]	2.4	2.5	2.5	2.4	2.4
Avg. Stride Length [m]	6.2	7.5	7.5	7.4	7.0



- [] Ranking at each section and finish
- .-.- No data available at this section
- NA No data available



Horse/Jockey Name	Destinys Summit
Final Rank	6
Fastest Section Time (Section)	0:10.88 (800m)
Top Speed [km/h] (Section)	68.1 (600m)
Race State	Finished

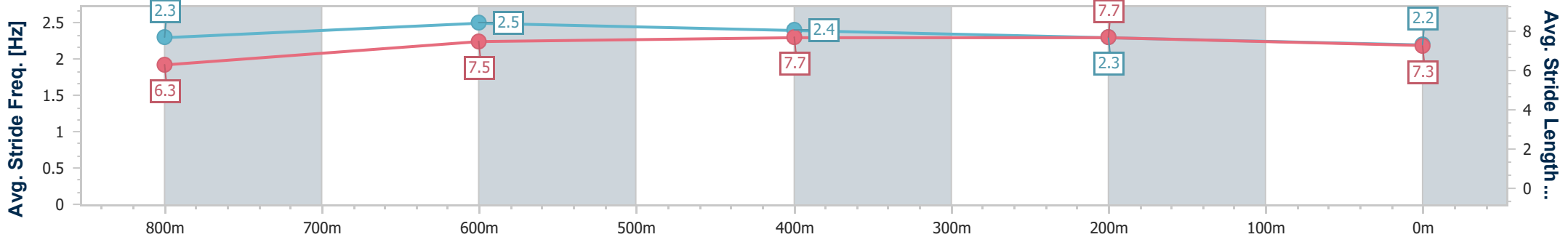
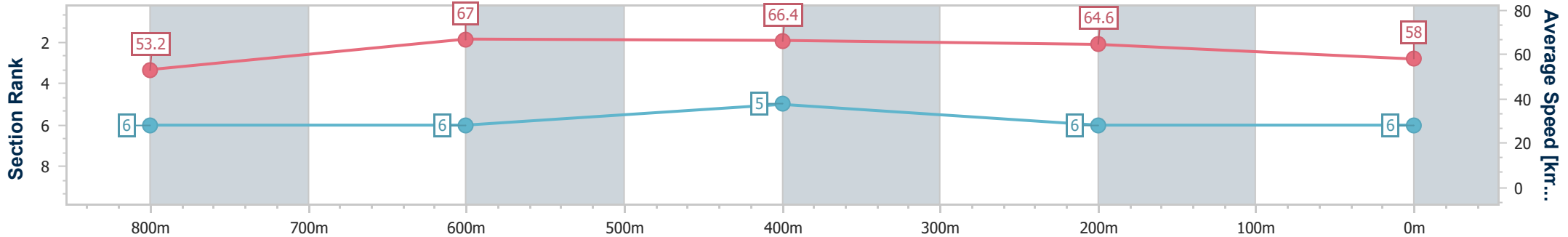


Eagle Farm QLD Professional
 Race 1: Jonker First Yearlings 2025 QTIS Two-Years-Old
 Handicap - 1000m
 02 November 2024 - 12:32
 Track Rating: Good 4, Weather: Fine, Rail Position: +1m Entire



BRISBANE
 RACING CLUB

Section	Overall	800m	600m	400m	200m
Section Times	0:59.12 [6] (0:13.69)	0:45.43 [6] (0:10.88)	0:34.55 [6] (0:11.02)	0:23.53 [5] (0:11.15)	0:12.38 [6] (0:12.38)
Average Speed [km/h]	53.2	67.0	66.4	64.6	58.0
Top Speed [km/h]	68.0	67.9	68.1	67.0	62.7
Avg. Dist. to Rail [m]	5.9	2.4	3.1	5.2	4.0
Avg. Stride Freq. [Hz]	2.3	2.5	2.4	2.3	2.2
Avg. Stride Length [m]	6.3	7.5	7.7	7.7	7.3



- [] Ranking at each section and finish
- .-.- No data available at this section
- NA No data available



Horse/Jockey Name	Lovebug
Final Rank	7
Fastest Section Time (Section)	0:10.53 (800m)
Top Speed [km/h] (Section)	70.6 (800m)
Race State	Finished



Eagle Farm QLD Professional
Race 1: Jonker First Yearlings 2025 QTIS Two-Years-Old Handicap - 1000m

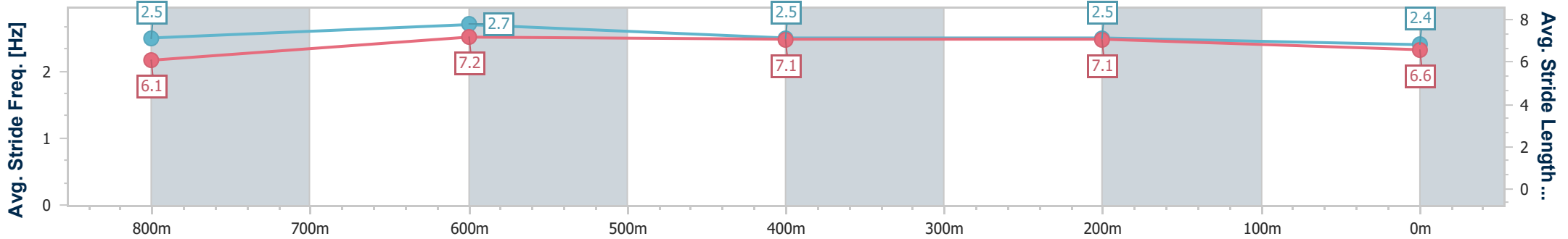
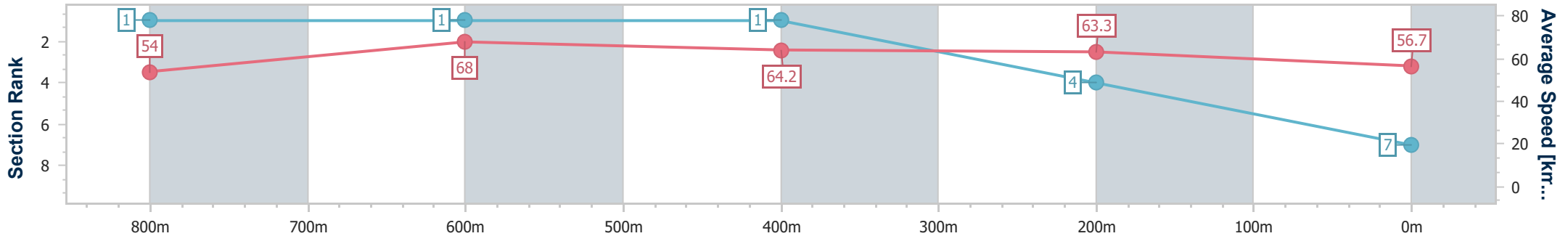
02 November 2024 - 12:32

Track Rating: Good 4, Weather: Fine, Rail Position: +1m Entire



BRISBANE RACING CLUB

Section	Overall	800m	600m	400m	200m
Section Times	0:59.24 [7] (0:13.41)	0:45.83 [1] (0:10.53)	0:35.30 [1] (0:11.23)	0:24.07 [1] (0:11.34)	0:12.73 [4] (0:12.73)
Average Speed [km/h]	54.0	68.0	64.2	63.3	56.7
Top Speed [km/h]	68.3	70.6	66.5	64.9	60.7
Avg. Dist. to Rail [m]	4.7	1.3	0.5	1.1	0.8
Avg. Stride Freq. [Hz]	2.5	2.7	2.5	2.5	2.4
Avg. Stride Length [m]	6.1	7.2	7.1	7.1	6.6



- [] Ranking at each section and finish
- .-.- No data available at this section
- NA No data available



Horse/Jockey Name	Okanui
Final Rank	8
Fastest Section Time (Section)	0:10.72 (800m)
Top Speed [km/h] (Section)	68.1 (800m)
Race State	Finished



Eagle Farm QLD Professional
Race 1: Jonker First Yearlings 2025 QTIS Two-Years-Old Handicap - 1000m

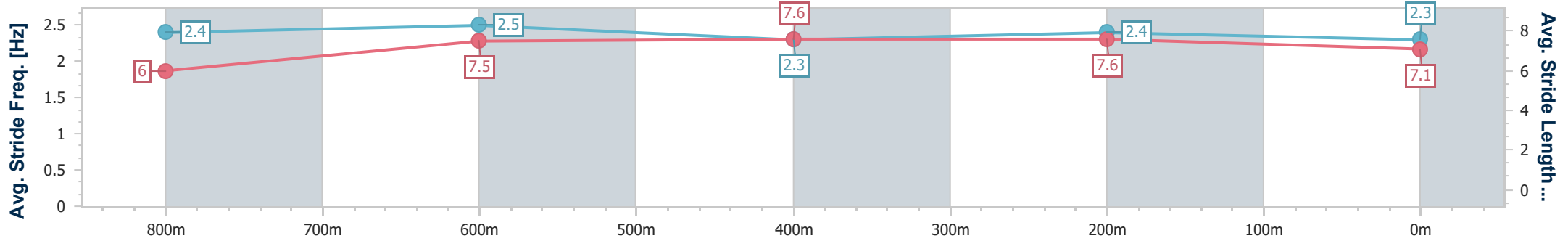
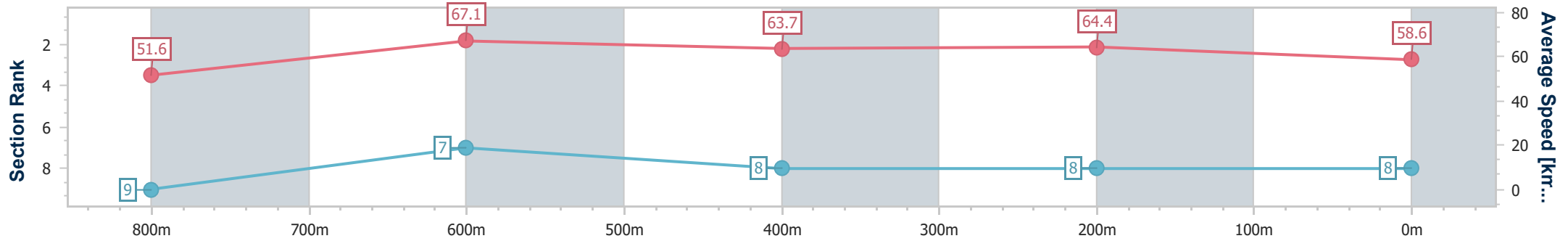
02 November 2024 - 12:32

Track Rating: Good 4, Weather: Fine, Rail Position: +1m Entire



BRISBANE RACING CLUB

Section	Overall	800m	600m	400m	200m
Section Times	0:59.40 [8] (0:13.98)	0:45.42 [9] (0:10.72)	0:34.70 [7] (0:11.24)	0:23.46 [8] (0:11.19)	0:12.27 [8] (0:12.27)
Average Speed [km/h]	51.6	67.1	63.7	64.4	58.6
Top Speed [km/h]	68.0	68.1	65.0	65.3	63.1
Avg. Dist. to Rail [m]	2.7	1.0	1.1	2.6	3.6
Avg. Stride Freq. [Hz]	2.4	2.5	2.3	2.4	2.3
Avg. Stride Length [m]	6.0	7.5	7.6	7.6	7.1



- [] Ranking at each section and finish
- .-.- No data available at this section
- NA No data available



Horse/Jockey Name	Destinys Pinnacle
Final Rank	9
Fastest Section Time (Section)	0:11.02 (800m)
Top Speed [km/h] (Section)	67.1 (800m)
Race State	Finished

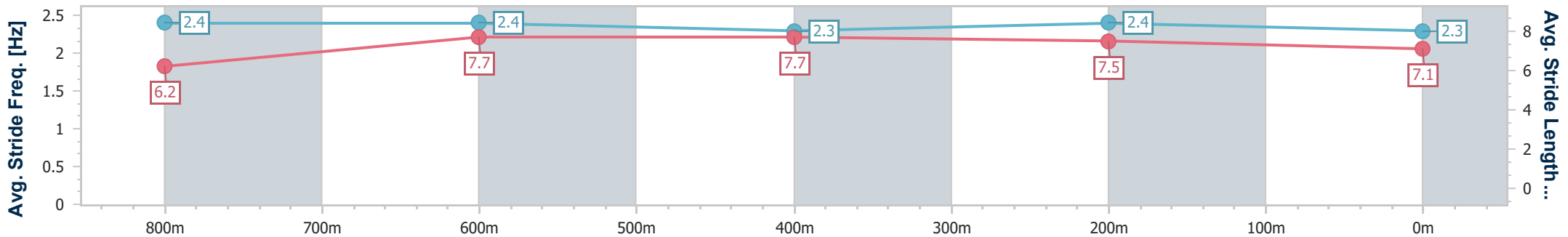
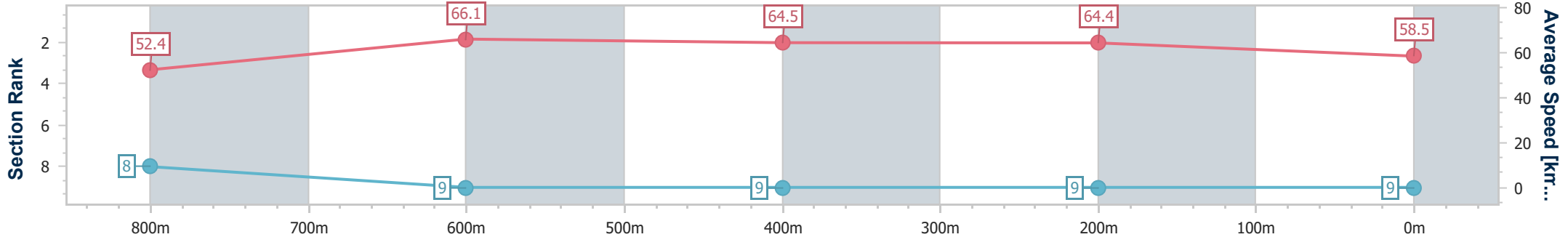


Eagle Farm QLD Professional
 Race 1: Jonker First Yearlings 2025 QTIS Two-Years-Old Handicap - 1000m
 02 November 2024 - 12:32
 Track Rating: Good 4, Weather: Fine, Rail Position: +1m Entire



BRISBANE RACING CLUB

Section	Overall	800m	600m	400m	200m
Section Times	0:59.54 [9] (0:13.82)	0:45.72 [8] (0:11.02)	0:34.70 [9] (0:11.20)	0:23.50 [9] (0:11.19)	0:12.31 [9] (0:12.31)
Average Speed [km/h]	52.4	66.1	64.5	64.4	58.5
Top Speed [km/h]	66.4	67.1	66.2	65.4	62.3
Avg. Dist. to Rail [m]	3.7	2.1	1.0	4.7	5.3
Avg. Stride Freq. [Hz]	2.4	2.4	2.3	2.4	2.3
Avg. Stride Length [m]	6.2	7.7	7.7	7.5	7.1



- [] Ranking at each section and finish
- .-.- No data available at this section
- NA No data available



Eagle Farm QLD Professional

Race 2: DrinkWise BM90 Handicap - 2200m

02 November 2024 - 13:12



BRISBANE
RACING CLUB

Track Rating: Good 4, Weather: Fine, Rail Position: +1m Entire

Section		Field Times												
		Overall	2000m	1800m	1600m	1400m	1200m	1000m	Last 600m					
		2:18.03 (0:14.55)	2:03.48 (0:12.60)	1:50.88 (0:13.24)	1:37.64 (0:12.82)	1:24.82 (0:13.44)	1:11.38 (0:12.42)	0:58.96 (0:12.54)	0:34.52					
Rank	TAB Horse/Jockey	Barrier	Top Speed [km/h]	Fastest Section										Distance Travelled [m]
1	4 FLEUR DU MONDE Samantha Collett	1	65.3 400m	0:11.17 400m	2:18.03 [1] (0:14.76)	2:03.27 [2] (0:12.65)	1:50.62 [3] (0:13.27)	1:37.35 [5] (0:13.11)	1:24.24 [5] (0:13.48)	1:10.76 [5] (0:12.57)	0:58.19 [6] (0:12.44)	0:33.97		
2	1 NIKAU SPUR Cody Collis	4	65.6 400m	0:11.14 400m	2:18.12 [2] (0:15.34)	2:02.78 [7] (0:12.30)	1:50.48 [6] (0:13.42)	1:37.06 [6] (0:13.01)	1:24.05 [7] (0:13.54)	1:10.51 [9] (0:12.57)	0:57.94 [9] (0:12.32)	0:33.95	-2	
3	5 CHAYSE 'N' ARTIE Nikita Beriman	8	65.7 400m	0:11.11 400m	2:18.31 [3] (0:14.55)	2:03.76 [1] (0:12.60)	1:51.16 [1] (0:13.24)	1:37.92 [1] (0:13.07)	1:24.85 [3] (0:13.49)	1:11.36 [4] (0:12.60)	0:58.76 [4] (0:12.46)	0:34.46	+5	
4	7 ARTFUL GIRL Tahlia Fenlon	5	64.1 400m	0:11.37 400m	2:18.33 [4] (0:15.09)	2:03.24 [5] (0:12.34)	1:50.90 [4] (0:13.19)	1:37.71 [3] (0:12.64)	1:25.07 [2] (0:13.44)	1:11.63 [2] (0:12.58)	0:59.05 [2] (0:12.59)	0:34.64	+9	
5	3 KIRKEBY Boris Thornton	7	65.5 400m	0:11.14 400m	2:18.34 [5] (0:15.34)	2:03.00 [6] (0:12.46)	1:50.54 [7] (0:13.31)	1:37.23 [7] (0:12.77)	1:24.46 [6] (0:13.41)	1:11.05 [6] (0:12.58)	0:58.47 [7] (0:12.52)	0:34.26	+6	
6	6 BAK DA MAN Ron Stewart	9	66.2 400m	0:11.10 400m	2:18.58 [6] (0:15.67)	2:02.91 [9] (0:12.22)	1:50.69 [8] (0:13.50)	1:37.19 [9] (0:12.83)	1:24.36 [9] (0:13.38)	1:10.98 [8] (0:12.40)	0:58.58 [8] (0:12.66)	0:34.30	+4	
7	9 ROLLER COASTER Cejay Graham	6	64.6 400m	0:11.36 400m	2:18.93 [7] (0:15.44)	2:03.49 [8] (0:12.53)	1:50.96 [9] (0:13.39)	1:37.57 [8] (0:12.80)	1:24.77 [8] (0:13.30)	1:11.47 [7] (0:12.23)	0:59.24 [5] (0:12.32)	0:35.19	+9	
8	10 SIR LAMORAK Emily Lang	2	63.3 400m	0:11.37 600m	2:19.17 [8] (0:14.84)	2:04.33 [3] (0:12.46)	1:51.87 [2] (0:13.18)	1:38.69 [2] (0:12.73)	1:25.96 [1] (0:13.44)	1:12.52 [1] (0:12.69)	0:59.83 [3] (0:12.68)	0:35.36	-6	
9	2 STUCK WITH YOU Andrew Mallyon	3	63.5 400m	0:11.53 400m	2:19.30 [9] (0:14.95)	2:04.35 [4] (0:12.52)	1:51.83 [5] (0:13.20)	1:38.63 [4] (0:12.84)	1:25.79 [4] (0:13.30)	1:12.49 [3] (0:12.26)	1:00.23 [1] (0:12.54)	0:35.79	+8	

Scratched: Southern Stock (#8)



Eagle Farm QLD Professional

Race 2: DrinkWise BM90 Handicap - 2200m

02 November 2024 - 13:12



Track Rating: Good 4, Weather: Fine, Rail Position: +1m Entire

Section						800m	600m	400m	200m	Last 600m	
Field Times						0:46.42 (0:11.90)	0:34.52 (0:11.59)	0:22.93 (0:11.37)	0:11.56 (0:11.56)	0:34.52	
Rank	TAB Horse/Jockey	Barrier	Top Speed [km/h]	Fastest Section					Margin	Distance Travelled [m]	
1	4 FLEUR DU MONDE Samantha Collett	1	65.3 400m	0:11.17 400m	0:45.75 [6] (0:11.78)	0:33.97 [6] (0:11.36)	0:22.61 [7] (0:11.17)	0:11.44 [4] (0:11.44)	2:18.03	0:33.97	
2	1 NIKAU SPUR Cody Collis	4	65.6 400m	0:11.14 400m	0:45.62 [8] (0:11.67)	0:33.95 [8] (0:11.29)	0:22.66 [8] (0:11.14)	0:11.52 [5] (0:11.52)	0.49L	0:33.95 -2	
3	5 CHAYSE 'N' ARTIE Nikita Beriman	8	65.7 400m	0:11.11 400m	0:46.30 [3] (0:11.84)	0:34.46 [5] (0:11.52)	0:22.94 [6] (0:11.11)	0:11.83 [2] (0:11.83)	1.64L	0:34.46 +5	
4	7 ARTFUL GIRL Tahlia Fenlon	5	64.1 400m	0:11.37 400m	0:46.46 [2] (0:11.82)	0:34.64 [2] (0:11.41)	0:23.23 [1] (0:11.37)	0:11.86 [1] (0:11.86)	1.75L	0:34.64 +9	
5	3 KIRKEBY Boris Thornton	7	65.5 400m	0:11.14 400m	0:45.95 [7] (0:11.69)	0:34.26 [7] (0:11.28)	0:22.98 [5] (0:11.14)	0:11.84 [3] (0:11.84)	1.81L	0:34.26 +6	
6	6 BAK DA MAN Ron Stewart	9	66.2 400m	0:11.10 400m	0:45.92 [9] (0:11.62)	0:34.30 [9] (0:11.33)	0:22.97 [9] (0:11.10)	0:11.87 [8] (0:11.87)	3.19L	0:34.30 +4	
7	9 ROLLER COASTER Cejay Graham	6	64.6 400m	0:11.36 400m	0:46.92 [4] (0:11.73)	0:35.19 [3] (0:11.52)	0:23.67 [4] (0:11.36)	0:12.31 [6] (0:12.31)	5.25L	0:35.19 +9	
8	10 SIR LAMORAK Emily Lang	2	63.3 400m	0:11.37 600m	0:47.15 [5] (0:11.79)	0:35.36 [4] (0:11.37)	0:23.99 [3] (0:11.59)	0:12.40 [9] (0:12.40)	6.68L	0:35.36 -6	
9	2 STUCK WITH YOU Andrew Mallyon	3	63.5 400m	0:11.53 400m	0:47.69 [1] (0:11.90)	0:35.79 [1] (0:11.60)	0:24.19 [2] (0:11.53)	0:12.66 [7] (0:12.66)	7.43L	0:35.79 +8	

Scratched: Southern Stock (#8)



Horse/Jockey Name	Fleur Du Monde
Final Rank	1
Fastest Section Time (Section)	0:11.17 (400m)
Top Speed [km/h] (Section)	65.3 (400m)
Race State	Finished



Eagle Farm QLD Professional

Race 2: DrinkWise BM90 Handicap - 2200m

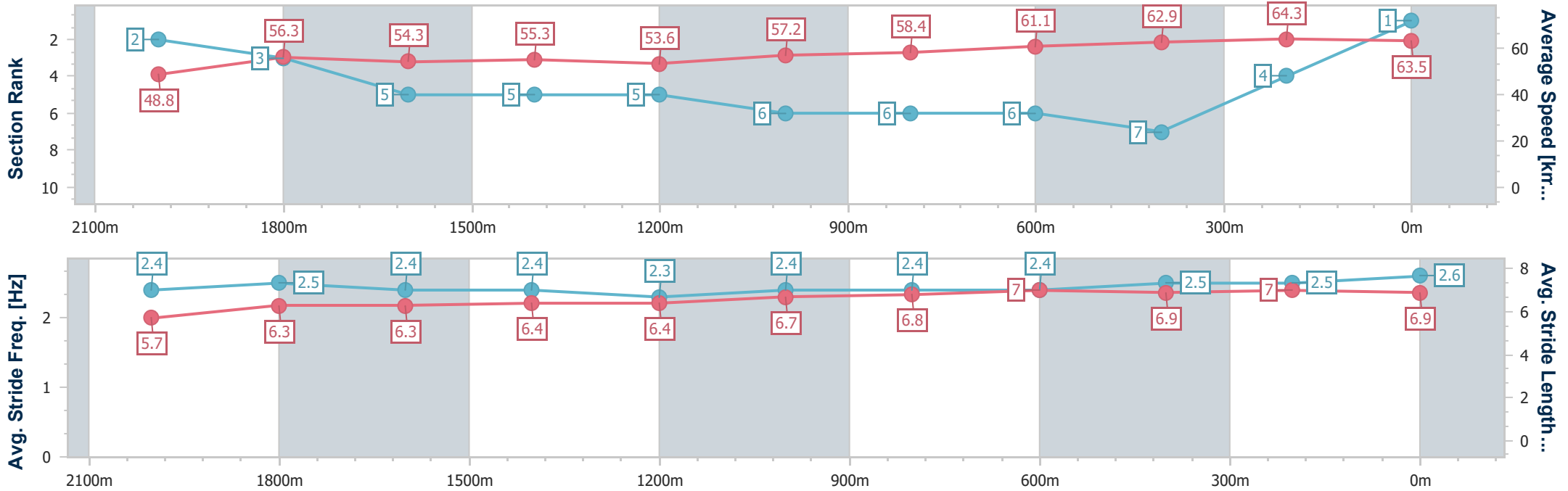
02 November 2024 - 13:12

Track Rating: Good 4, Weather: Fine, Rail Position: +1m Entire



BRISBANE RACING CLUB

Section	Overall	2000m	1800m	1600m	1400m	1200m	1000m	800m	600m	400m	200m
Section Times	2:18.03 [1] (0:14.76)	2:03.27 [2] (0:12.65)	1:50.62 [3] (0:13.27)	1:37.35 [5] (0:13.11)	1:24.24 [5] (0:13.48)	1:10.76 [5] (0:12.57)	0:58.19 [6] (0:12.44)	0:45.75 [6] (0:11.78)	0:33.97 [6] (0:11.36)	0:22.61 [7] (0:11.17)	0:11.44 [4] (0:11.44)
Average Speed [km/h]	48.8	56.3	54.3	55.3	53.6	57.2	58.4	61.1	62.9	64.3	63.5
Top Speed [km/h]	60.1	58.6	57.1	57.2	55.9	59.2	60.9	62.2	64.3	65.3	64.4
Avg. Dist. to Rail [m]	0.8	1.7	0.7	2.0	1.8	2.5	1.3	0.4	1.2	0.8	0.5
Avg. Stride Freq. [Hz]	2.4	2.5	2.4	2.4	2.3	2.4	2.4	2.4	2.5	2.5	2.6
Avg. Stride Length [m]	5.7	6.3	6.3	6.4	6.4	6.7	6.8	7.0	6.9	7.0	6.9



- [] Ranking at each section and finish
- .-.- No data available at this section
- NA No data available



Horse/Jockey Name	Nikau Spur
Final Rank	2
Fastest Section Time (Section)	0:11.14 (400m)
Top Speed [km/h] (Section)	65.6 (400m)
Race State	Finished



Eagle Farm QLD Professional

Race 2: DrinkWise BM90 Handicap - 2200m

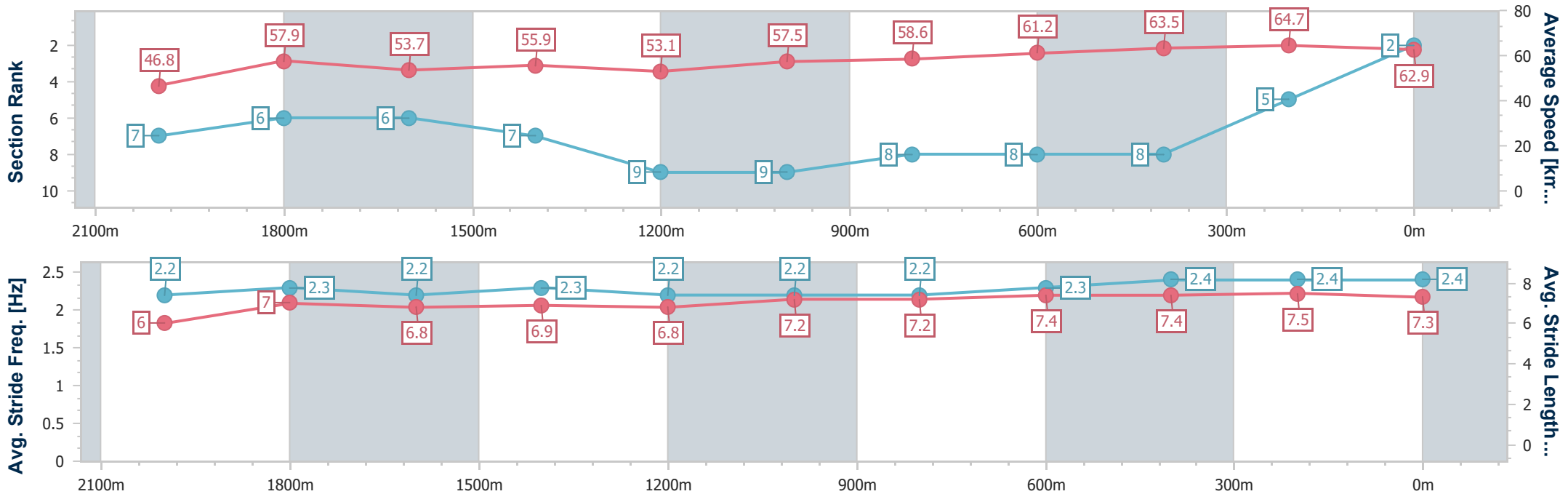
02 November 2024 - 13:12

Track Rating: Good 4, Weather: Fine, Rail Position: +1m Entire



BRISBANE RACING CLUB

Section	Overall	2000m	1800m	1600m	1400m	1200m	1000m	800m	600m	400m	200m
Section Times	2:18.12 [2] (0:15.34)	2:02.78 [7] (0:12.30)	1:50.48 [6] (0:13.42)	1:37.06 [6] (0:13.01)	1:24.05 [7] (0:13.54)	1:10.51 [9] (0:12.57)	0:57.94 [9] (0:12.32)	0:45.62 [8] (0:11.67)	0:33.95 [8] (0:11.29)	0:22.66 [8] (0:11.14)	0:11.52 [5] (0:11.52)
Average Speed [km/h]	46.8	57.9	53.7	55.9	53.1	57.5	58.6	61.2	63.5	64.7	62.9
Top Speed [km/h]	58.6	59.4	55.5	57.4	55.1	59.4	60.1	63.6	64.9	65.6	63.8
Avg. Dist. to Rail [m]	2.5	2.0	0.8	1.9	1.9	2.2	0.8	1.2	1.4	5.1	8.4
Avg. Stride Freq. [Hz]	2.2	2.3	2.2	2.3	2.2	2.2	2.2	2.3	2.4	2.4	2.4
Avg. Stride Length [m]	6.0	7.0	6.8	6.9	6.8	7.2	7.2	7.4	7.4	7.5	7.3



- [] Ranking at each section and finish
- .-.- No data available at this section
- NA No data available



Horse/Jockey Name	Chayse 'N' Artie
Final Rank	3
Fastest Section Time (Section)	0:11.11 (400m)
Top Speed [km/h] (Section)	65.7 (400m)
Race State	Finished



Eagle Farm QLD Professional

Race 2: DrinkWise BM90 Handicap - 2200m

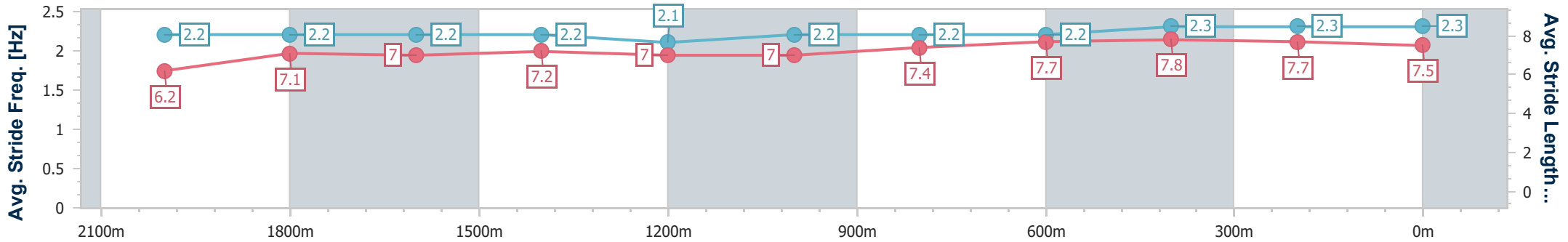
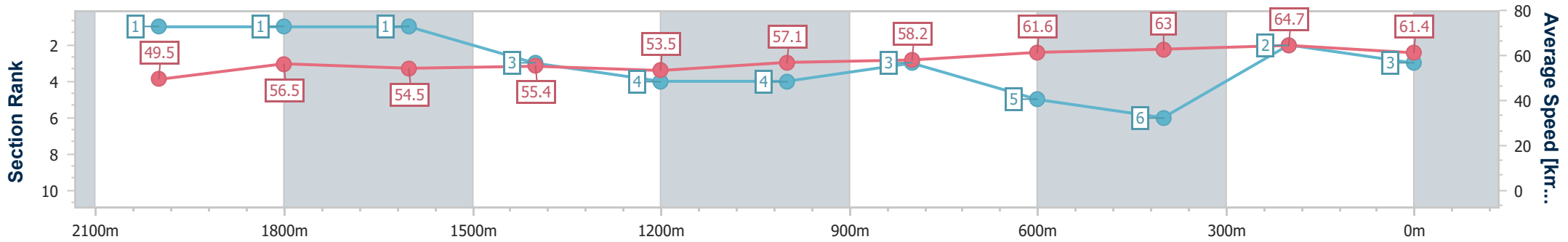
02 November 2024 - 13:12

Track Rating: Good 4, Weather: Fine, Rail Position: +1m Entire



BRISBANE RACING CLUB

Section	Overall	2000m	1800m	1600m	1400m	1200m	1000m	800m	600m	400m	200m
Section Times	2:18.31 [3] (0:14.55)	2:03.76 [1] (0:12.60)	1:51.16 [1] (0:13.24)	1:37.92 [1] (0:13.07)	1:24.85 [3] (0:13.49)	1:11.36 [4] (0:12.60)	0:58.76 [4] (0:12.46)	0:46.30 [3] (0:11.84)	0:34.46 [5] (0:11.52)	0:22.94 [6] (0:11.11)	0:11.83 [2] (0:11.83)
Average Speed [km/h]	49.5	56.5	54.5	55.4	53.5	57.1	58.2	61.6	63.0	64.7	61.4
Top Speed [km/h]	61.1	60.3	55.7	57.0	55.2	59.1	60.1	62.8	64.5	65.7	63.5
Avg. Dist. to Rail [m]	4.6	2.0	0.7	2.1	2.1	2.3	2.1	1.9	1.9	4.5	5.4
Avg. Stride Freq. [Hz]	2.2	2.2	2.2	2.2	2.1	2.2	2.2	2.2	2.3	2.3	2.3
Avg. Stride Length [m]	6.2	7.1	7.0	7.2	7.0	7.0	7.4	7.7	7.8	7.7	7.5



- [] Ranking at each section and finish
- .-.- No data available at this section
- NA No data available



Horse/Jockey Name	Artful Girl
Final Rank	4
Fastest Section Time (Section)	0:11.37 (400m)
Top Speed [km/h] (Section)	64.1 (400m)
Race State	Finished



Eagle Farm QLD Professional

Race 2: DrinkWise BM90 Handicap - 2200m

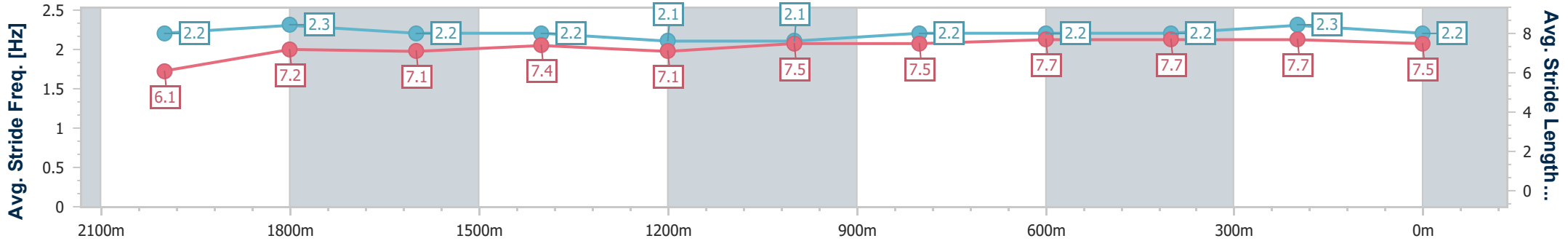
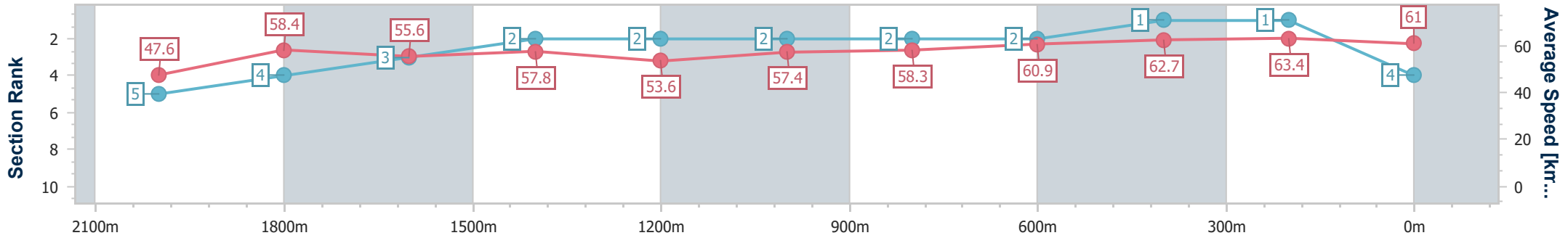
02 November 2024 - 13:12

Track Rating: Good 4, Weather: Fine, Rail Position: +1m Entire



BRISBANE RACING CLUB

Section	Overall	2000m	1800m	1600m	1400m	1200m	1000m	800m	600m	400m	200m
Section Times	2:18.33 [4] (0:15.09)	2:03.24 [5] (0:12.34)	1:50.90 [4] (0:13.19)	1:37.71 [3] (0:12.64)	1:25.07 [2] (0:13.44)	1:11.63 [2] (0:12.58)	0:59.05 [2] (0:12.59)	0:46.46 [2] (0:11.82)	0:34.64 [2] (0:11.41)	0:23.23 [1] (0:11.37)	0:11.86 [1] (0:11.86)
Average Speed [km/h]	47.6	58.4	55.6	57.8	53.6	57.4	58.3	60.9	62.7	63.4	61.0
Top Speed [km/h]	58.1	60.8	57.4	59.8	55.3	59.9	59.6	61.9	63.7	64.1	62.1
Avg. Dist. to Rail [m]	2.7	0.8	3.0	4.0	3.5	4.1	3.5	1.0	1.7	1.4	3.1
Avg. Stride Freq. [Hz]	2.2	2.3	2.2	2.2	2.1	2.1	2.2	2.2	2.2	2.3	2.2
Avg. Stride Length [m]	6.1	7.2	7.1	7.4	7.1	7.5	7.5	7.7	7.7	7.7	7.5



- [] Ranking at each section and finish
- .-.- No data available at this section
- NA No data available



Horse/Jockey Name	Kirkeby
Final Rank	5
Fastest Section Time (Section)	0:11.14 (400m)
Top Speed [km/h] (Section)	65.5 (400m)
Race State	Finished



Eagle Farm QLD Professional

Race 2: DrinkWise BM90 Handicap - 2200m

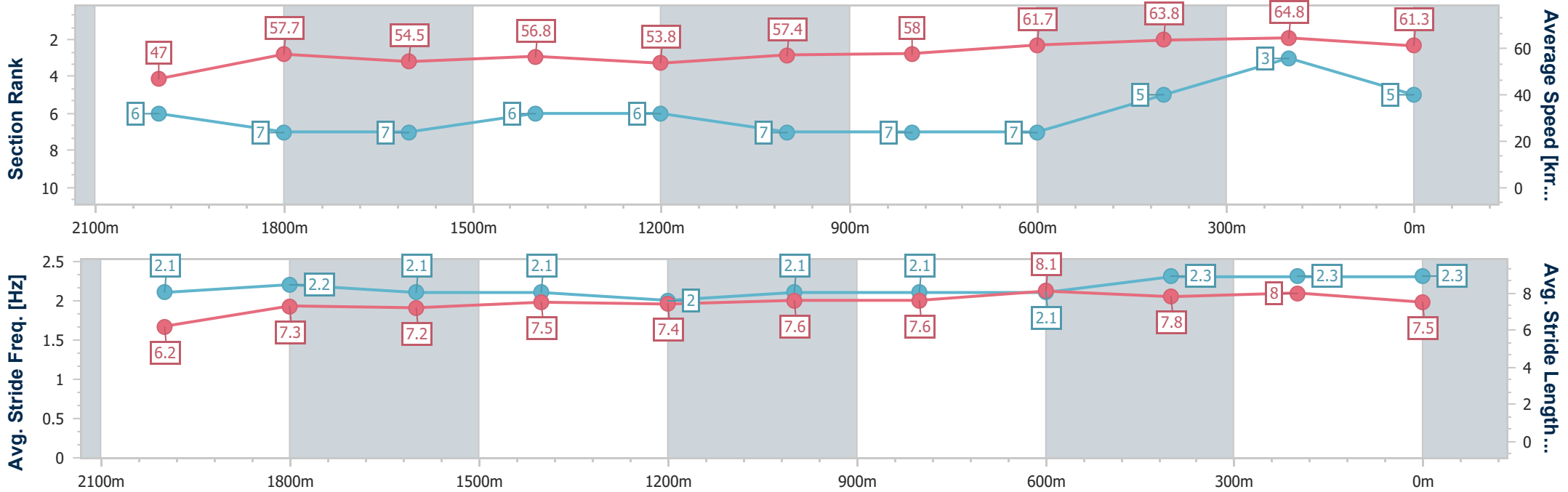
02 November 2024 - 13:12

Track Rating: Good 4, Weather: Fine, Rail Position: +1m Entire



BRISBANE RACING CLUB

Section	Overall	2000m	1800m	1600m	1400m	1200m	1000m	800m	600m	400m	200m
Section Times	2:18.34 [5] (0:15.34)	2:03.00 [6] (0:12.46)	1:50.54 [7] (0:13.31)	1:37.23 [7] (0:12.77)	1:24.46 [6] (0:13.41)	1:11.05 [6] (0:12.58)	0:58.47 [7] (0:12.52)	0:45.95 [7] (0:11.69)	0:34.26 [7] (0:11.28)	0:22.98 [5] (0:11.14)	0:11.84 [3] (0:11.84)
Average Speed [km/h]	47.0	57.7	54.5	56.8	53.8	57.4	58.0	61.7	63.8	64.8	61.3
Top Speed [km/h]	58.7	59.4	55.9	59.0	56.0	58.8	59.4	63.3	65.3	65.5	63.5
Avg. Dist. to Rail [m]	4.2	0.6	1.3	2.5	2.8	2.8	1.7	0.3	0.9	4.9	6.5
Avg. Stride Freq. [Hz]	2.1	2.2	2.1	2.1	2.0	2.1	2.1	2.1	2.3	2.3	2.3
Avg. Stride Length [m]	6.2	7.3	7.2	7.5	7.4	7.6	7.6	8.1	7.8	8.0	7.5



- [] Ranking at each section and finish
- .-.- No data available at this section
- NA No data available



Horse/Jockey Name	Bak Da Man
Final Rank	6
Fastest Section Time (Section)	0:11.10 (400m)
Top Speed [km/h] (Section)	66.2 (400m)
Race State	Finished



Eagle Farm QLD Professional

Race 2: DrinkWise BM90 Handicap - 2200m

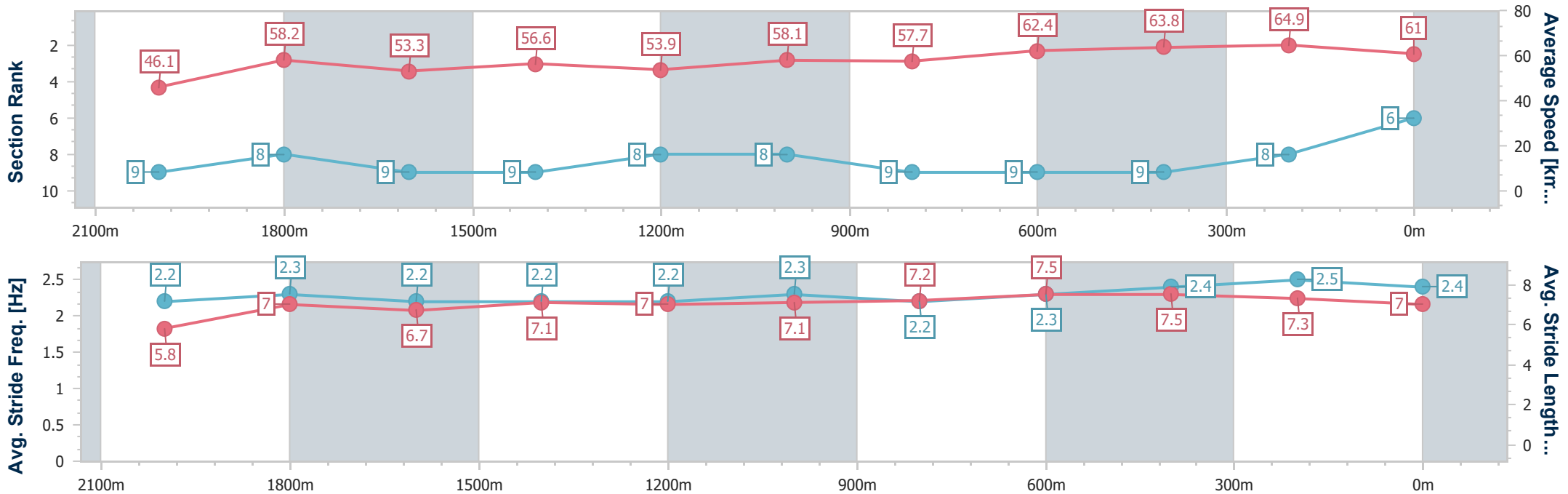
02 November 2024 - 13:12

Track Rating: Good 4, Weather: Fine, Rail Position: +1m Entire



BRISBANE RACING CLUB

Section	Overall	2000m	1800m	1600m	1400m	1200m	1000m	800m	600m	400m	200m
Section Times	2:18.58 [6] (0:15.67)	2:02.91 [9] (0:12.22)	1:50.69 [8] (0:13.50)	1:37.19 [9] (0:12.83)	1:24.36 [9] (0:13.38)	1:10.98 [8] (0:12.40)	0:58.58 [8] (0:12.66)	0:45.92 [9] (0:11.62)	0:34.30 [9] (0:11.33)	0:22.97 [9] (0:11.10)	0:11.87 [8] (0:11.87)
Average Speed [km/h]	46.1	58.2	53.3	56.6	53.9	58.1	57.7	62.4	63.8	64.9	61.0
Top Speed [km/h]	56.6	61.1	55.1	58.1	55.0	59.5	60.1	63.8	64.8	66.2	63.1
Avg. Dist. to Rail [m]	5.2	2.2	1.0	2.1	2.5	3.6	2.7	0.8	1.5	7.6	11.3
Avg. Stride Freq. [Hz]	2.2	2.3	2.2	2.2	2.2	2.3	2.2	2.3	2.4	2.5	2.4
Avg. Stride Length [m]	5.8	7.0	6.7	7.1	7.0	7.1	7.2	7.5	7.5	7.3	7.0



- [] Ranking at each section and finish
- .-.- No data available at this section
- NA No data available



Horse/Jockey Name	Roller Coaster
Final Rank	7
Fastest Section Time (Section)	0:11.36 (400m)
Top Speed [km/h] (Section)	64.6 (400m)
Race State	Finished



Eagle Farm QLD Professional

Race 2: DrinkWise BM90 Handicap - 2200m

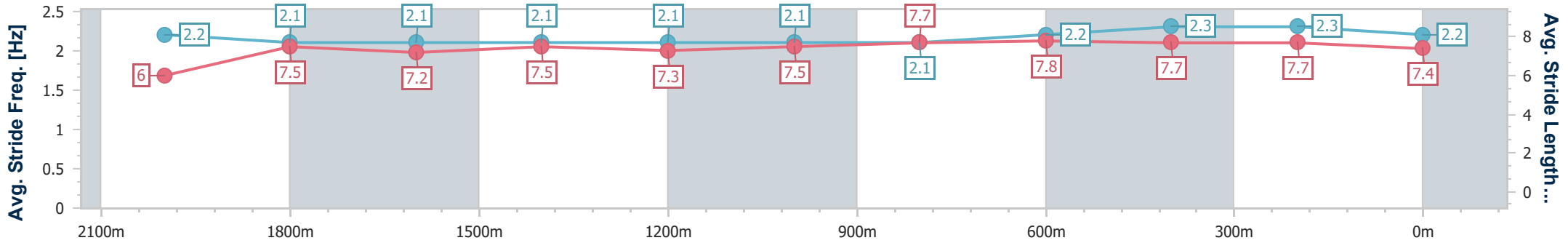
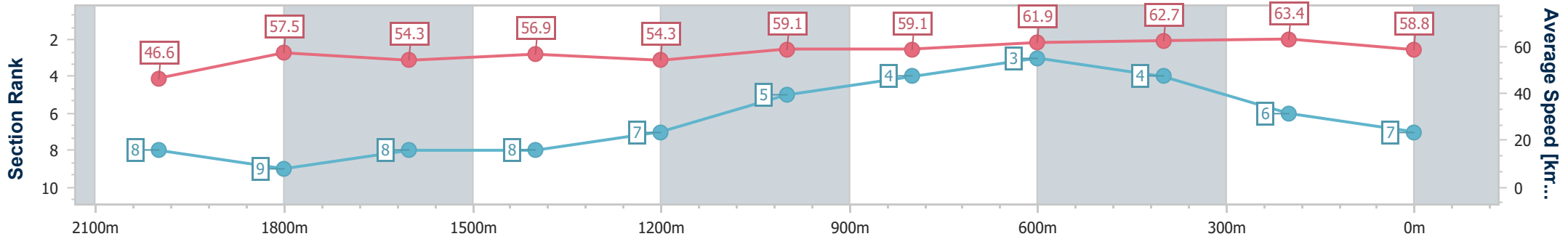
02 November 2024 - 13:12

Track Rating: Good 4, Weather: Fine, Rail Position: +1m Entire



BRISBANE RACING CLUB

Section	Overall	2000m	1800m	1600m	1400m	1200m	1000m	800m	600m	400m	200m
Section Times	2:18.93 [7] (0:15.44)	2:03.49 [8] (0:12.53)	1:50.96 [9] (0:13.39)	1:37.57 [8] (0:12.80)	1:24.77 [8] (0:13.30)	1:11.47 [7] (0:12.23)	0:59.24 [5] (0:12.32)	0:46.92 [4] (0:11.73)	0:35.19 [3] (0:11.52)	0:23.67 [4] (0:11.36)	0:12.31 [6] (0:12.31)
Average Speed [km/h]	46.6	57.5	54.3	56.9	54.3	59.1	59.1	61.9	62.7	63.4	58.8
Top Speed [km/h]	57.2	59.4	56.4	57.9	56.6	60.8	60.7	62.3	63.8	64.6	61.5
Avg. Dist. to Rail [m]	3.5	0.5	2.6	2.6	3.0	3.7	2.4	1.4	1.1	4.7	5.6
Avg. Stride Freq. [Hz]	2.2	2.1	2.1	2.1	2.1	2.1	2.1	2.2	2.3	2.3	2.2
Avg. Stride Length [m]	6.0	7.5	7.2	7.5	7.3	7.5	7.7	7.8	7.7	7.7	7.4



- [] Ranking at each section and finish
- .-.- No data available at this section
- NA No data available



Horse/Jockey Name	Sir Lamorak
Final Rank	8
Fastest Section Time (Section)	0:11.37 (600m)
Top Speed [km/h] (Section)	63.3 (400m)
Race State	Finished



Eagle Farm QLD Professional

Race 2: DrinkWise BM90 Handicap - 2200m

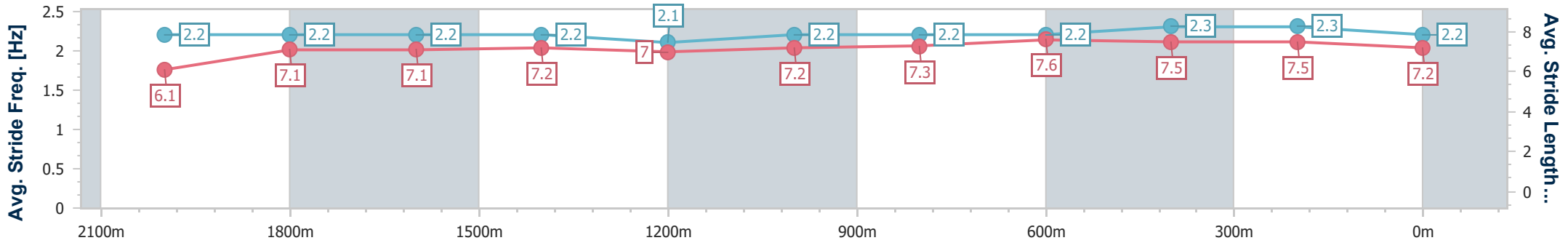
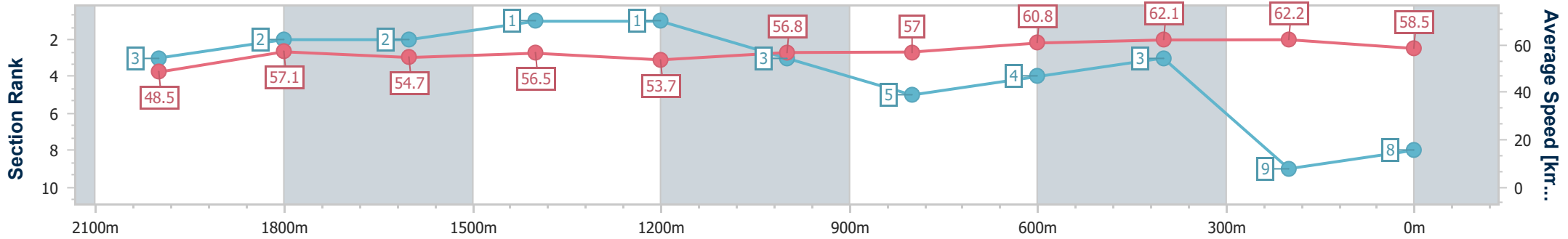
02 November 2024 - 13:12

Track Rating: Good 4, Weather: Fine, Rail Position: +1m Entire



BRISBANE RACING CLUB

Section	Overall	2000m	1800m	1600m	1400m	1200m	1000m	800m	600m	400m	200m
Section Times	2:19.17 [8] (0:14.84)	2:04.33 [3] (0:12.46)	1:51.87 [2] (0:13.18)	1:38.69 [2] (0:12.73)	1:25.96 [1] (0:13.44)	1:12.52 [1] (0:12.69)	0:59.83 [3] (0:12.68)	0:47.15 [5] (0:11.79)	0:35.36 [4] (0:11.37)	0:23.99 [3] (0:11.59)	0:12.40 [9] (0:12.40)
Average Speed [km/h]	48.5	57.1	54.7	56.5	53.7	56.8	57.0	60.8	62.1	62.2	58.5
Top Speed [km/h]	60.9	60.0	57.4	58.6	55.5	58.5	59.6	61.7	62.9	63.3	60.8
Avg. Dist. to Rail [m]	1.6	2.2	0.7	0.5	0.4	1.1	0.9	1.2	3.4	0.9	3.1
Avg. Stride Freq. [Hz]	2.2	2.2	2.2	2.2	2.1	2.2	2.2	2.2	2.3	2.3	2.2
Avg. Stride Length [m]	6.1	7.1	7.1	7.2	7.0	7.2	7.3	7.6	7.5	7.5	7.2



- [] Ranking at each section and finish
- .-.- No data available at this section
- NA No data available



Horse/Jockey Name	Stuck With You
Final Rank	9
Fastest Section Time (Section)	0:11.53 (400m)
Top Speed [km/h] (Section)	63.5 (400m)
Race State	Finished



Eagle Farm QLD Professional

Race 2: DrinkWise BM90 Handicap - 2200m

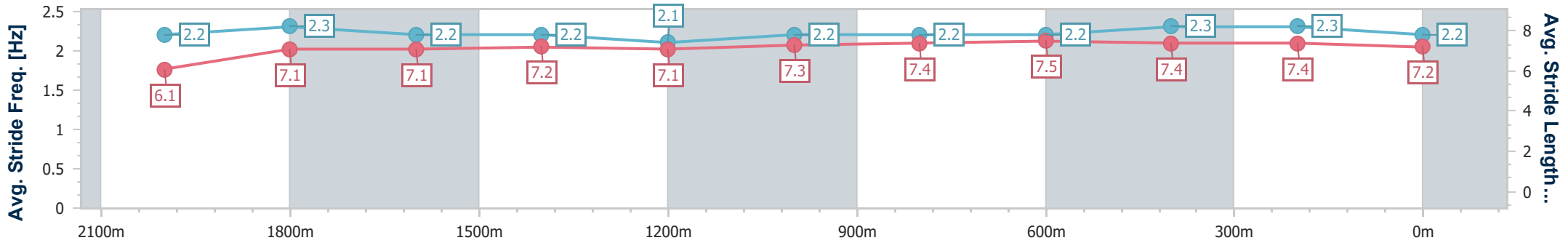
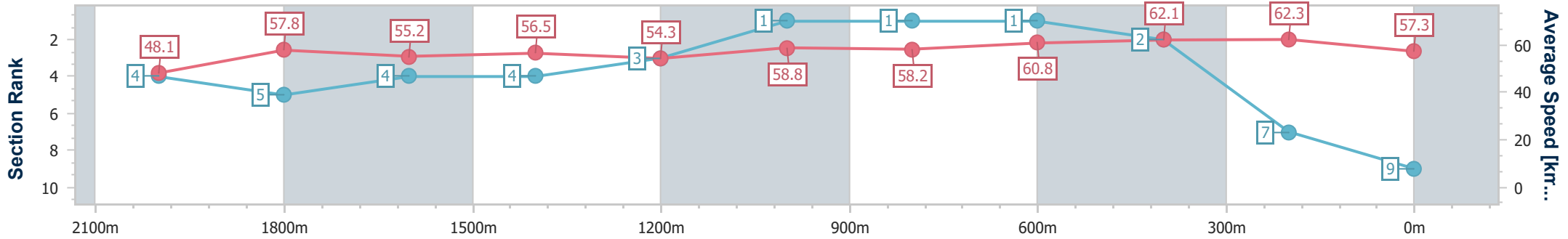
02 November 2024 - 13:12

Track Rating: Good 4, Weather: Fine, Rail Position: +1m Entire



BRISBANE RACING CLUB

Section	Overall	2000m	1800m	1600m	1400m	1200m	1000m	800m	600m	400m	200m
Section Times	2:19.30 [9] (0:14.95)	2:04.35 [4] (0:12.52)	1:51.83 [5] (0:13.20)	1:38.63 [4] (0:12.84)	1:25.79 [4] (0:13.30)	1:12.49 [3] (0:12.26)	1:00.23 [1] (0:12.54)	0:47.69 [1] (0:11.90)	0:35.79 [1] (0:11.60)	0:24.19 [2] (0:11.53)	0:12.66 [7] (0:12.66)
Average Speed [km/h]	48.1	57.8	55.2	56.5	54.3	58.8	58.2	60.8	62.1	62.3	57.3
Top Speed [km/h]	59.6	60.2	56.9	58.1	57.5	60.3	60.2	61.8	63.2	63.5	60.9
Avg. Dist. to Rail [m]	1.8	0.8	2.1	2.9	3.1	3.5	2.2	1.0	0.4	1.7	2.0
Avg. Stride Freq. [Hz]	2.2	2.3	2.2	2.2	2.1	2.2	2.2	2.2	2.3	2.3	2.2
Avg. Stride Length [m]	6.1	7.1	7.1	7.2	7.1	7.3	7.4	7.5	7.4	7.4	7.2



- [] Ranking at each section and finish
- .-.- No data available at this section
- NA No data available



Eagle Farm QLD Professional
Race 3: XXXX BM68 Handicap - 1600m
02 November 2024 - 13:52



BRISBANE
RACING CLUB

Track Rating: Good 4, Weather: Fine, Rail Position: +1m Entire

Section														
Field Times	Overall	1400m	1200m	1000m	800m	600m	400m	Last 600m						
	1:35.59 (0:13.49)	1:22.10 (0:11.69)	1:10.41 (0:11.77)	0:58.64 (0:11.92)	0:46.72 (0:11.99)	0:34.73 (0:11.33)	0:23.40 (0:11.38)	0:34.73						
Rank	TAB	Horse/Jockey	Barrier	Top Speed [km/h]	Fastest Section								Distance Travelled [m]	
1	7	AERIAL DANCER Ron Stewart	4	66.7 400m	0:11.07 400m	1:35.59 [1] (0:13.69)	1:21.90 [2] (0:11.57)	1:10.33 [3] (0:11.95)	0:58.38 [3] (0:12.00)	0:46.38 [3] (0:11.92)	0:34.46 [3] (0:11.38)	0:23.08 [3] (0:11.07)	0:34.46	
2	2	AMERICAN PHIREBALL Noel Callow	5	65.7 600m	0:11.20 400m	1:35.85 [2] (0:13.90)	1:21.95 [5] (0:11.58)	1:10.37 [5] (0:12.03)	0:58.34 [5] (0:12.03)	0:46.31 [6] (0:11.88)	0:34.43 [5] (0:11.29)	0:23.14 [5] (0:11.20)	0:34.43	+1
3	11	JEALOUS Robbie Dolan	1	65.9 600m	0:11.08 400m	1:35.85 [3] (0:14.25)	1:21.60 [7] (0:11.69)	1:09.91 [8] (0:12.07)	0:57.84 [8] (0:11.92)	0:45.92 [8] (0:11.87)	0:34.05 [8] (0:11.40)	0:22.65 [8] (0:11.08)	0:34.05	-1
4	3	POSEIDON RULER Martin Harley	7	66.0 Overall	0:11.29 400m	1:35.94 [4] (0:13.85)	1:22.09 [4] (0:11.38)	1:10.71 [2] (0:11.72)	0:58.99 [1] (0:12.01)	0:46.98 [2] (0:11.98)	0:35.00 [2] (0:11.35)	0:23.65 [2] (0:11.29)	0:35.00	-1
5	10	KARIACTION Mark Du Plessis	3	65.9 400m	0:11.27 400m	1:36.01 [5] (0:13.73)	1:22.28 [3] (0:11.72)	1:10.56 [4] (0:11.88)	0:58.68 [4] (0:11.91)	0:46.77 [4] (0:12.05)	0:34.72 [4] (0:11.41)	0:23.31 [4] (0:11.27)	0:34.72	-1
6	8	CARTWHEELS Andrew Mallyon	9	66.6 400m	0:10.93 400m	1:36.02 [6] (0:14.52)	1:21.50 [9] (0:11.46)	1:10.04 [9] (0:12.06)	0:57.98 [9] (0:12.06)	0:45.92 [9] (0:11.81)	0:34.11 [9] (0:11.36)	0:22.75 [9] (0:10.93)	0:34.11	-1
7	6	ICHIBAN Ryan Maloney	8	65.8 1400m	0:11.12 400m	1:36.08 [7] (0:14.40)	1:21.68 [8] (0:11.45)	1:10.23 [7] (0:12.04)	0:58.19 [7] (0:12.01)	0:46.18 [7] (0:11.89)	0:34.29 [7] (0:11.33)	0:22.96 [7] (0:11.12)	0:34.29	-1
8	1	MY PINS Emily Lang	6	66.4 Overall	0:11.33 600m	1:36.35 [8] (0:13.49)	1:22.86 [1] (0:11.69)	1:11.17 [1] (0:11.82)	0:59.35 [2] (0:11.87)	0:47.48 [1] (0:11.99)	0:35.49 [1] (0:11.33)	0:24.16 [1] (0:11.38)	0:35.49	-3
9	9	UMETINI Cody Collis	2	65.0 600m	0:11.29 400m	1:36.63 [9] (0:13.98)	1:22.65 [6] (0:11.70)	1:10.95 [6] (0:11.92)	0:59.03 [6] (0:11.92)	0:47.11 [5] (0:11.92)	0:35.19 [6] (0:11.35)	0:23.84 [6] (0:11.29)	0:35.19	-6

Scratched: Ultimate Outcome (#4), Aichi Icon (#5)

[] Ranking at each section and finish
 -:-:- No data available at this section
 NA No data available

SCN Saddle cloth number
 DNF Did not finish
 DNT Did not track



Eagle Farm QLD Professional
Race 3: XXXX BM68 Handicap - 1600m
02 November 2024 - 13:52



Track Rating: Good 4, Weather: Fine, Rail Position: +1m Entire

Section							200m			Last 600m	
Field Times							0:12.02			0:34.73	
Rank	TAB	Horse/Jockey	Barrier	Top Speed [km/h]	Fastest Section	Margin				Distance Travelled [m]	
1	7	AERIAL DANCER Ron Stewart	4	66.7 400m	0:11.07 400m	0:12.01 [3] (0:12.01)	1:35.59			0:34.46	
2	2	AMERICAN PHIREBALL Noel Callow	5	65.7 600m	0:11.20 400m	0:11.94 [4] (0:11.94)	1.48L			0:34.43	+1
3	11	JEALOUS Robbie Dolan	1	65.9 600m	0:11.08 400m	0:11.57 [9] (0:11.57)	1.51L			0:34.05	-1
4	3	POSEIDON RULER Martin Harley	7	66.0 Overall	0:11.29 400m	0:12.36 [2] (0:12.36)	2.05L			0:35.00	-1
5	10	KARIACTION Mark Du Plessis	3	65.9 400m	0:11.27 400m	0:12.04 [5] (0:12.04)	2.43L			0:34.72	-1
6	8	CARTWHEELS Andrew Mallyon	9	66.6 400m	0:10.93 400m	0:11.82 [7] (0:11.82)	2.48L			0:34.11	-1
7	6	ICHIBAN Ryan Maloney	8	65.8 1400m	0:11.12 400m	0:11.84 [8] (0:11.84)	2.89L			0:34.29	-1
8	1	MY PINS Emily Lang	6	66.4 Overall	0:11.33 600m	0:12.78 [1] (0:12.78)	4.43L			0:35.49	-3
9	9	UMETINI Cody Collis	2	65.0 600m	0:11.29 400m	0:12.55 [6] (0:12.55)	6.12L			0:35.19	-6

Scratched: Ultimate Outcome (#4), Aichi Icon (#5)

[] Ranking at each section and finish
 -:-:- No data available at this section
 NA No data available

SCN Saddle cloth number
 DNF Did not finish
 DNT Did not track



Horse/Jockey Name	Aerial Dancer
Final Rank	1
Fastest Section Time (Section)	0:11.07 (400m)
Top Speed [km/h] (Section)	66.7 (400m)
Race State	Finished



Eagle Farm QLD Professional

Race 3: XXXX BM68 Handicap - 1600m

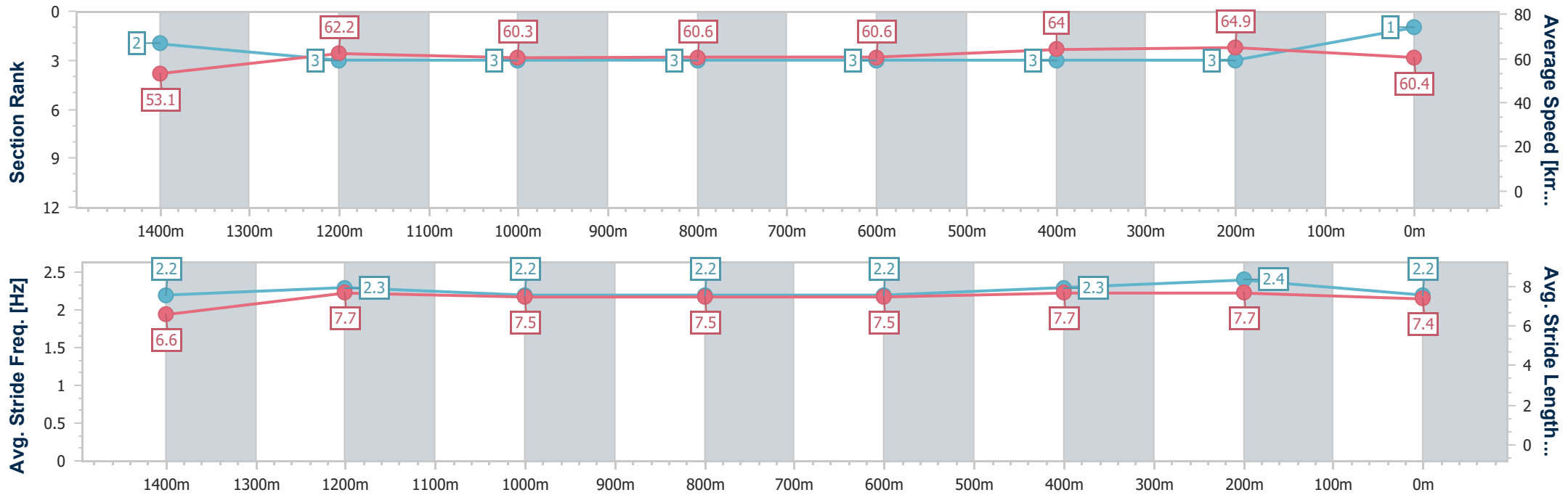
02 November 2024 - 13:52

Track Rating: Good 4, Weather: Fine, Rail Position: +1m Entire



BRISBANE RACING CLUB

Section	Overall	1400m	1200m	1000m	800m	600m	400m	200m
Section Times	1:35.59 [1] (0:13.69)	1:21.90 [2] (0:11.57)	1:10.33 [3] (0:11.95)	0:58.38 [3] (0:12.00)	0:46.38 [3] (0:11.92)	0:34.46 [3] (0:11.38)	0:23.08 [3] (0:11.07)	0:12.01 [3] (0:12.01)
Average Speed [km/h]	53.1	62.2	60.3	60.6	60.6	64.0	64.9	60.4
Top Speed [km/h]	65.2	65.7	61.4	61.8	61.4	65.8	66.7	63.7
Avg. Dist. to Rail [m]	12.6	2.5	3.0	1.9	1.1	2.0	4.8	6.0
Avg. Stride Freq. [Hz]	2.2	2.3	2.2	2.2	2.2	2.3	2.4	2.2
Avg. Stride Length [m]	6.6	7.7	7.5	7.5	7.5	7.7	7.7	7.4



- [] Ranking at each section and finish
- .-.- No data available at this section
- NA No data available



Horse/Jockey Name	American Phireball
Final Rank	2
Fastest Section Time (Section)	0:11.20 (400m)
Top Speed [km/h] (Section)	65.7 (600m)
Race State	Finished



Eagle Farm QLD Professional

Race 3: XXXX BM68 Handicap - 1600m

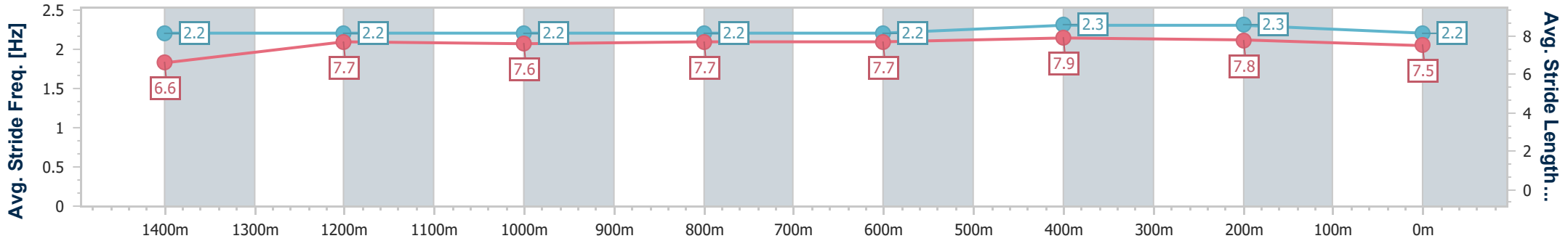
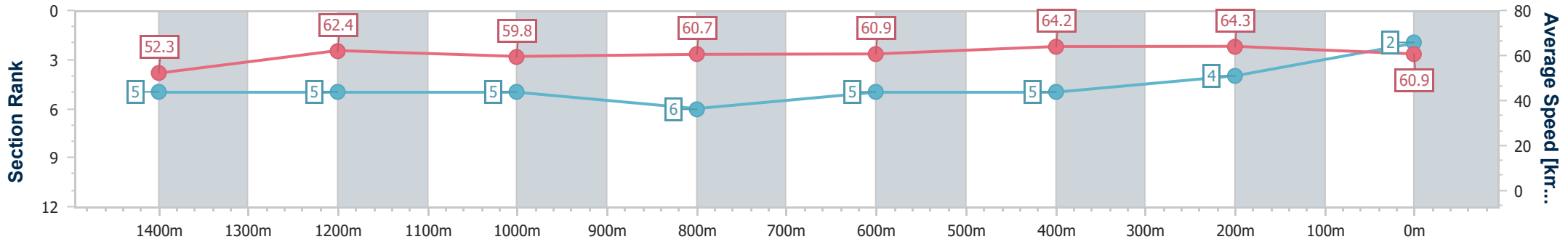
02 November 2024 - 13:52

Track Rating: Good 4, Weather: Fine, Rail Position: +1m Entire



BRISBANE RACING CLUB

Section	Overall	1400m	1200m	1000m	800m	600m	400m	200m
Section Times	1:35.85 [2] (0:13.90)	1:21.95 [5] (0:11.58)	1:10.37 [5] (0:12.03)	0:58.34 [5] (0:12.03)	0:46.31 [6] (0:11.88)	0:34.43 [5] (0:11.29)	0:23.14 [5] (0:11.20)	0:11.94 [4] (0:11.94)
Average Speed [km/h]	52.3	62.4	59.8	60.7	60.9	64.2	64.3	60.9
Top Speed [km/h]	65.5	65.1	60.6	61.9	61.8	65.7	65.4	62.8
Avg. Dist. to Rail [m]	12.8	2.4	2.6	2.2	1.6	1.4	1.6	2.4
Avg. Stride Freq. [Hz]	2.2	2.2	2.2	2.2	2.2	2.3	2.3	2.2
Avg. Stride Length [m]	6.6	7.7	7.6	7.7	7.7	7.9	7.8	7.5



- [] Ranking at each section and finish
- .-.- No data available at this section
- NA No data available



Horse/Jockey Name	Jealous
Final Rank	3
Fastest Section Time (Section)	0:11.08 (400m)
Top Speed [km/h] (Section)	65.9 (600m)
Race State	Finished



Eagle Farm QLD Professional

Race 3: XXXX BM68 Handicap - 1600m

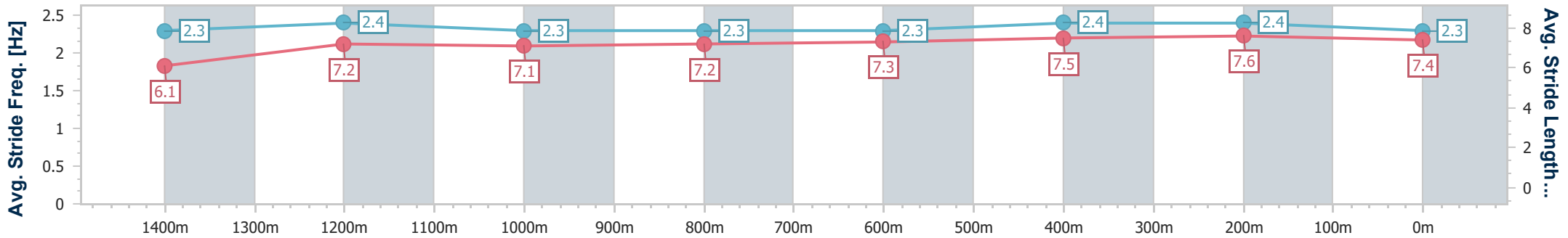
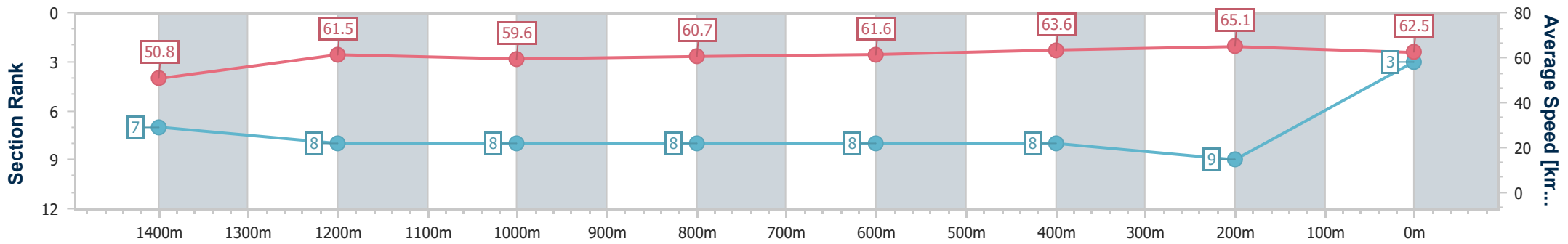
02 November 2024 - 13:52

Track Rating: Good 4, Weather: Fine, Rail Position: +1m Entire



BRISBANE RACING CLUB

Section	Overall	1400m	1200m	1000m	800m	600m	400m	200m
Section Times	1:35.85 [3] (0:14.25)	1:21.60 [7] (0:11.69)	1:09.91 [8] (0:12.07)	0:57.84 [8] (0:11.92)	0:45.92 [8] (0:11.87)	0:34.05 [8] (0:11.40)	0:22.65 [8] (0:11.08)	0:11.57 [9] (0:11.57)
Average Speed [km/h]	50.8	61.5	59.6	60.7	61.6	63.6	65.1	62.5
Top Speed [km/h]	64.3	64.1	60.7	62.7	62.5	65.9	65.9	63.7
Avg. Dist. to Rail [m]	9.3	0.2	0.7	1.2	2.6	2.3	3.2	5.5
Avg. Stride Freq. [Hz]	2.3	2.4	2.3	2.3	2.3	2.4	2.4	2.3
Avg. Stride Length [m]	6.1	7.2	7.1	7.2	7.3	7.5	7.6	7.4



- [] Ranking at each section and finish
- .-.- No data available at this section
- NA No data available



Horse/Jockey Name	Poseidon Ruler
Final Rank	4
Fastest Section Time (Section)	0:11.29 (400m)
Top Speed [km/h] (Section)	66.0 (Overall)
Race State	Finished



Eagle Farm QLD Professional

Race 3: XXXX BM68 Handicap - 1600m

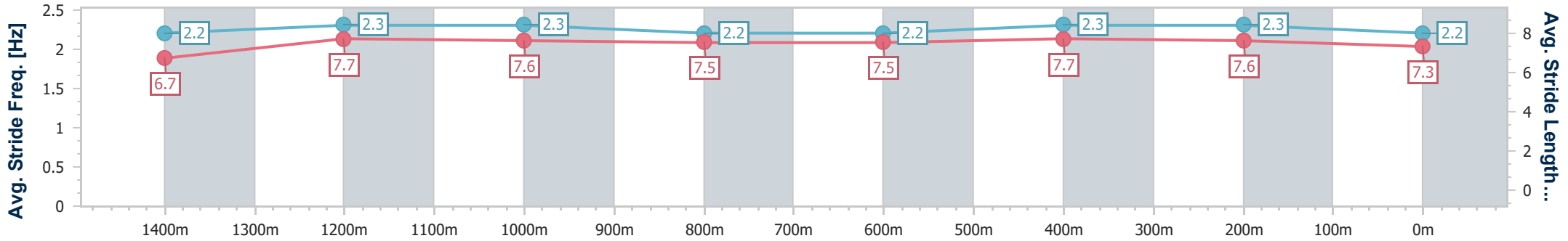
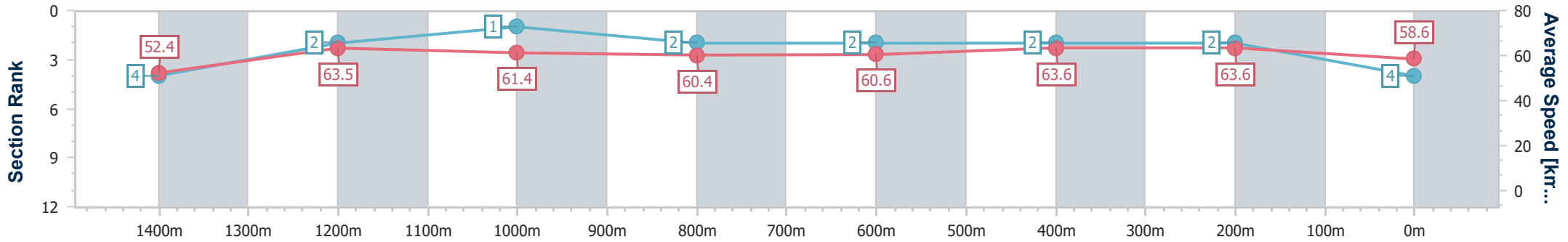
02 November 2024 - 13:52

Track Rating: Good 4, Weather: Fine, Rail Position: +1m Entire



BRISBANE RACING CLUB

Section	Overall	1400m	1200m	1000m	800m	600m	400m	200m
Section Times	1:35.94 [4] (0:13.85)	1:22.09 [4] (0:11.38)	1:10.71 [2] (0:11.72)	0:58.99 [1] (0:12.01)	0:46.98 [2] (0:11.98)	0:35.00 [2] (0:11.35)	0:23.65 [2] (0:11.29)	0:12.36 [2] (0:12.36)
Average Speed [km/h]	52.4	63.5	61.4	60.4	60.6	63.6	63.6	58.6
Top Speed [km/h]	66.0	65.9	63.5	61.3	62.1	64.7	65.4	61.9
Avg. Dist. to Rail [m]	14.3	2.9	2.6	1.8	1.5	0.6	1.2	2.0
Avg. Stride Freq. [Hz]	2.2	2.3	2.3	2.2	2.2	2.3	2.3	2.2
Avg. Stride Length [m]	6.7	7.7	7.6	7.5	7.5	7.7	7.6	7.3



- [] Ranking at each section and finish
- .-.- No data available at this section
- NA No data available



Horse/Jockey Name	Kariation
Final Rank	5
Fastest Section Time (Section)	0:11.27 (400m)
Top Speed [km/h] (Section)	65.9 (400m)
Race State	Finished



Eagle Farm QLD Professional

Race 3: XXXX BM68 Handicap - 1600m

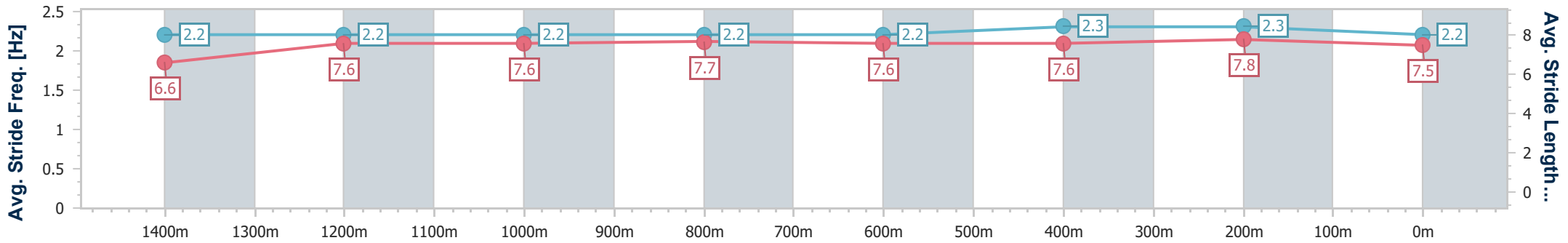
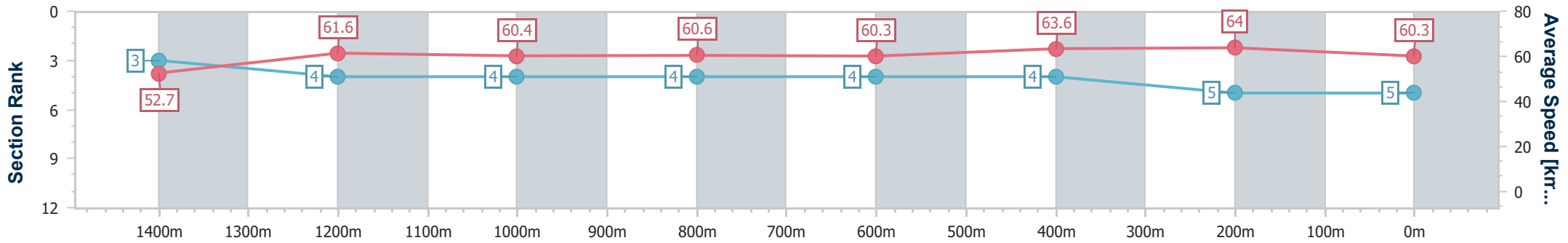
02 November 2024 - 13:52

Track Rating: Good 4, Weather: Fine, Rail Position: +1m Entire



BRISBANE RACING CLUB

Section	Overall	1400m	1200m	1000m	800m	600m	400m	200m
Section Times	1:36.01 [5] (0:13.73)	1:22.28 [3] (0:11.72)	1:10.56 [4] (0:11.88)	0:58.68 [4] (0:11.91)	0:46.77 [4] (0:12.05)	0:34.72 [4] (0:11.41)	0:23.31 [4] (0:11.27)	0:12.04 [5] (0:12.04)
Average Speed [km/h]	52.7	61.6	60.4	60.6	60.3	63.6	64.0	60.3
Top Speed [km/h]	64.2	63.6	61.9	62.8	62.7	65.5	65.9	63.3
Avg. Dist. to Rail [m]	10.7	1.3	0.6	0.4	2.1	1.4	1.1	1.6
Avg. Stride Freq. [Hz]	2.2	2.2	2.2	2.2	2.2	2.3	2.3	2.2
Avg. Stride Length [m]	6.6	7.6	7.6	7.7	7.6	7.6	7.8	7.5



- [] Ranking at each section and finish
- .-.- No data available at this section
- NA No data available



Horse/Jockey Name	Cartwheels
Final Rank	6
Fastest Section Time (Section)	0:10.93 (400m)
Top Speed [km/h] (Section)	66.6 (400m)
Race State	Finished



Eagle Farm QLD Professional

Race 3: XXXX BM68 Handicap - 1600m

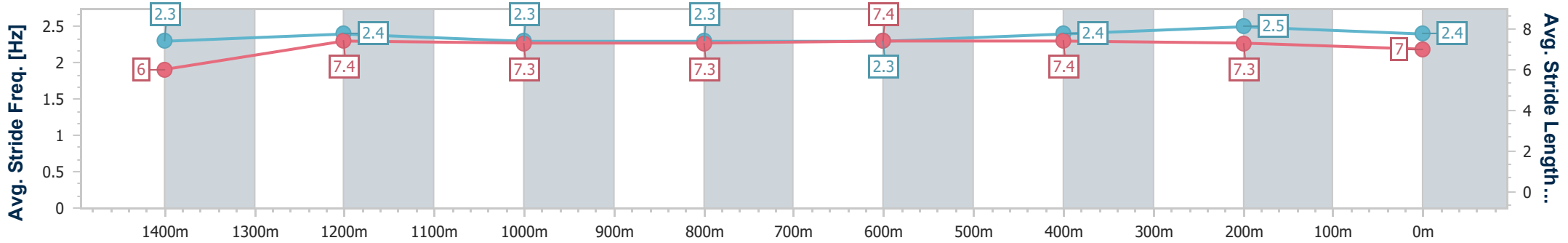
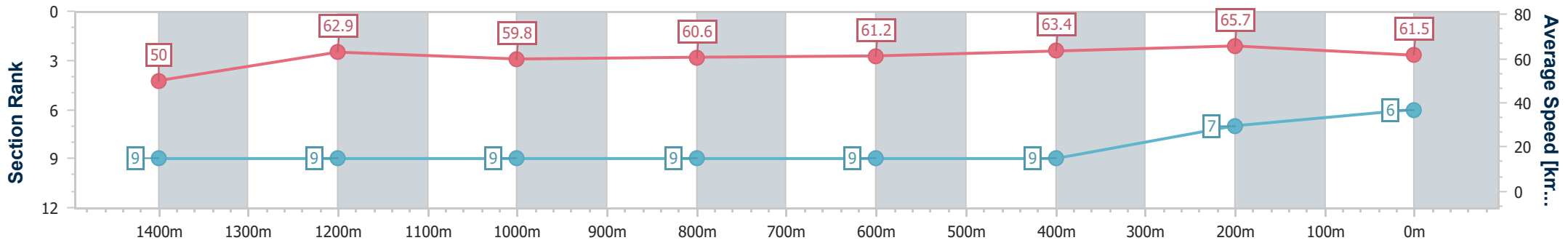
02 November 2024 - 13:52

Track Rating: Good 4, Weather: Fine, Rail Position: +1m Entire



BRISBANE RACING CLUB

Section	Overall	1400m	1200m	1000m	800m	600m	400m	200m
Section Times	1:36.02 [6] (0:14.52)	1:21.50 [9] (0:11.46)	1:10.04 [9] (0:12.06)	0:57.98 [9] (0:12.06)	0:45.92 [9] (0:11.81)	0:34.11 [9] (0:11.36)	0:22.75 [9] (0:10.93)	0:11.82 [7] (0:11.82)
Average Speed [km/h]	50.0	62.9	59.8	60.6	61.2	63.4	65.7	61.5
Top Speed [km/h]	65.6	65.9	60.6	62.3	62.5	65.8	66.6	64.4
Avg. Dist. to Rail [m]	14.3	1.7	2.7	2.2	1.1	0.5	2.2	6.0
Avg. Stride Freq. [Hz]	2.3	2.4	2.3	2.3	2.3	2.4	2.5	2.4
Avg. Stride Length [m]	6.0	7.4	7.3	7.3	7.4	7.4	7.3	7.0



- [] Ranking at each section and finish
- .-.- No data available at this section
- NA No data available



Horse/Jockey Name	Ichiban
Final Rank	7
Fastest Section Time (Section)	0:11.12 (400m)
Top Speed [km/h] (Section)	65.8 (1400m)
Race State	Finished



Eagle Farm QLD Professional

Race 3: XXXX BM68 Handicap - 1600m

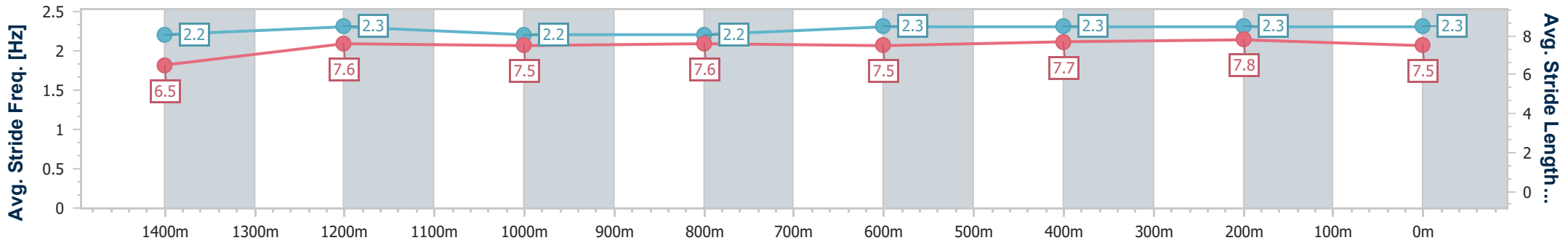
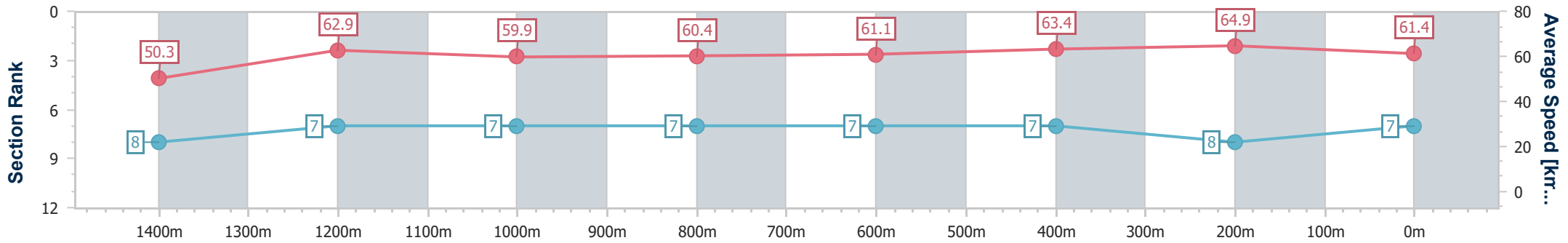
02 November 2024 - 13:52

Track Rating: Good 4, Weather: Fine, Rail Position: +1m Entire



BRISBANE RACING CLUB

Section	Overall	1400m	1200m	1000m	800m	600m	400m	200m
Section Times	1:36.08 [7] (0:14.40)	1:21.68 [8] (0:11.45)	1:10.23 [7] (0:12.04)	0:58.19 [7] (0:12.01)	0:46.18 [7] (0:11.89)	0:34.29 [7] (0:11.33)	0:22.96 [7] (0:11.12)	0:11.84 [8] (0:11.84)
Average Speed [km/h]	50.3	62.9	59.9	60.4	61.1	63.4	64.9	61.4
Top Speed [km/h]	65.7	65.8	60.6	61.7	62.0	65.2	65.1	63.0
Avg. Dist. to Rail [m]	12.8	1.7	2.1	2.0	1.7	0.3	2.3	7.2
Avg. Stride Freq. [Hz]	2.2	2.3	2.2	2.2	2.3	2.3	2.3	2.3
Avg. Stride Length [m]	6.5	7.6	7.5	7.6	7.5	7.7	7.8	7.5



- [] Ranking at each section and finish
- .-.- No data available at this section
- NA No data available



Horse/Jockey Name	My Pins
Final Rank	8
Fastest Section Time (Section)	0:11.33 (600m)
Top Speed [km/h] (Section)	66.4 (Overall)
Race State	Finished



Eagle Farm QLD Professional

Race 3: XXXX BM68 Handicap - 1600m

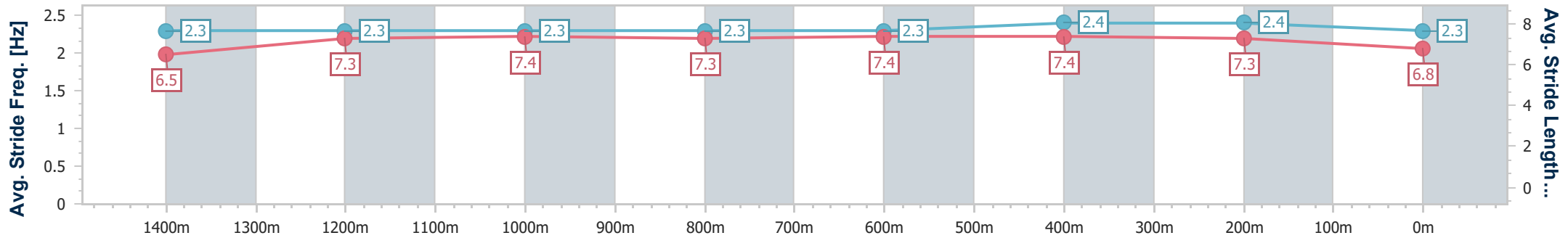
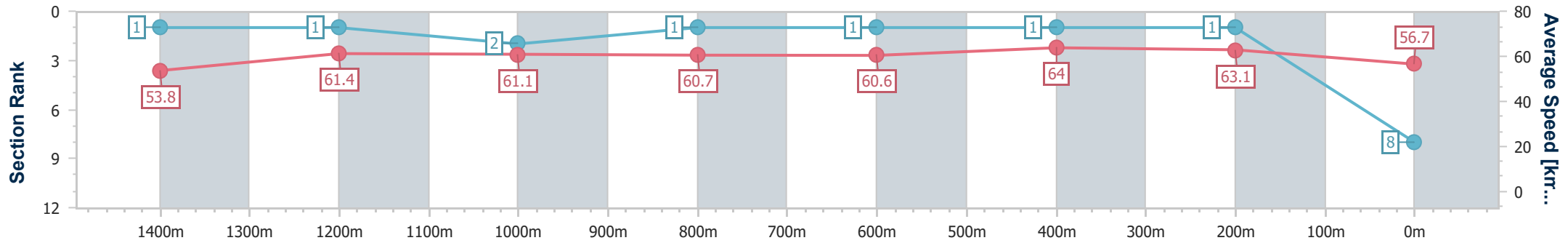
02 November 2024 - 13:52

Track Rating: Good 4, Weather: Fine, Rail Position: +1m Entire



BRISBANE RACING CLUB

Section	Overall	1400m	1200m	1000m	800m	600m	400m	200m
Section Times	1:36.35 [8] (0:13.49)	1:22.86 [1] (0:11.69)	1:11.17 [1] (0:11.82)	0:59.35 [2] (0:11.87)	0:47.48 [1] (0:11.99)	0:35.49 [1] (0:11.33)	0:24.16 [1] (0:11.38)	0:12.78 [1] (0:12.78)
Average Speed [km/h]	53.8	61.4	61.1	60.7	60.6	64.0	63.1	56.7
Top Speed [km/h]	66.4	64.9	62.4	61.7	62.0	65.3	65.4	60.2
Avg. Dist. to Rail [m]	13.7	0.8	0.9	0.4	2.1	0.8	0.3	0.4
Avg. Stride Freq. [Hz]	2.3	2.3	2.3	2.3	2.3	2.4	2.4	2.3
Avg. Stride Length [m]	6.5	7.3	7.4	7.3	7.4	7.4	7.3	6.8



- [] Ranking at each section and finish
- .-.-.- No data available at this section
- NA No data available



Horse/Jockey Name	Umetini
Final Rank	9
Fastest Section Time (Section)	0:11.29 (400m)
Top Speed [km/h] (Section)	65.0 (600m)
Race State	Finished



Eagle Farm QLD Professional

Race 3: XXXX BM68 Handicap - 1600m

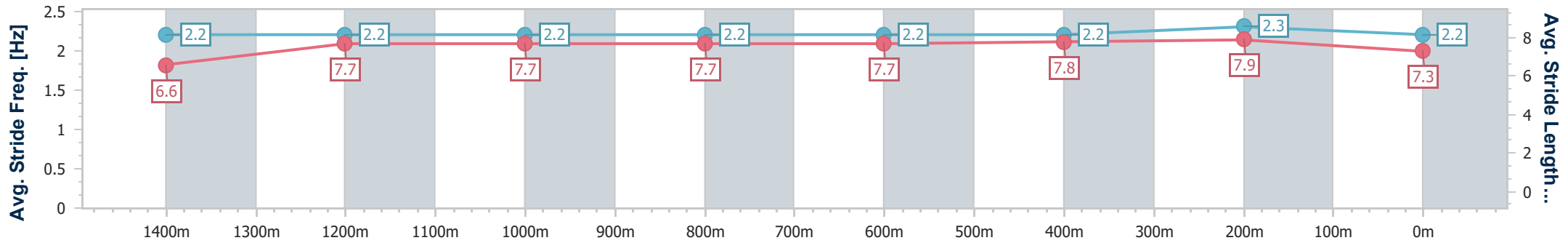
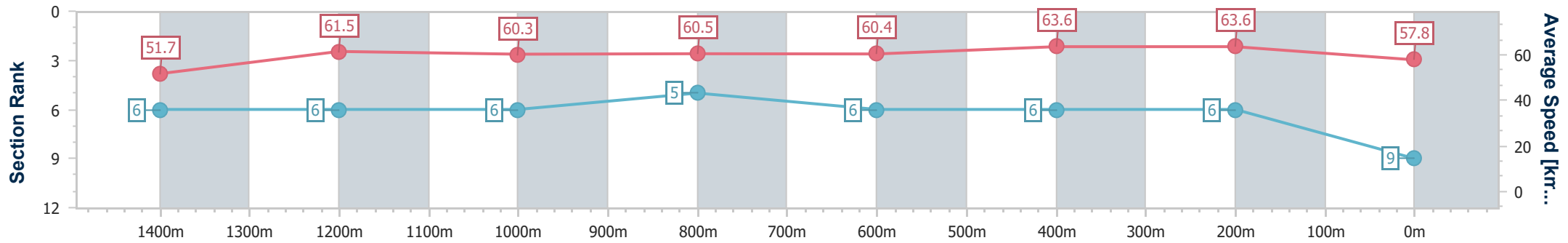
02 November 2024 - 13:52

Track Rating: Good 4, Weather: Fine, Rail Position: +1m Entire



BRISBANE RACING CLUB

Section	Overall	1400m	1200m	1000m	800m	600m	400m	200m
Section Times	1:36.63 [9] (0:13.98)	1:22.65 [6] (0:11.70)	1:10.95 [6] (0:11.92)	0:59.03 [6] (0:11.92)	0:47.11 [5] (0:11.92)	0:35.19 [6] (0:11.35)	0:23.84 [6] (0:11.29)	0:12.55 [6] (0:12.55)
Average Speed [km/h]	51.7	61.5	60.3	60.5	60.4	63.6	63.6	57.8
Top Speed [km/h]	63.9	64.1	61.4	62.3	62.3	65.0	64.8	62.3
Avg. Dist. to Rail [m]	9.4	0.2	0.3	0.3	0.4	0.3	0.2	0.5
Avg. Stride Freq. [Hz]	2.2	2.2	2.2	2.2	2.2	2.2	2.3	2.2
Avg. Stride Length [m]	6.6	7.7	7.7	7.7	7.7	7.8	7.9	7.3



- [] Ranking at each section and finish
- .-.-.- No data available at this section
- NA No data available



Eagle Farm QLD Professional

Race 4: CivilPipes QTIS Three-Years-Old Handicap - 1500m

02 November 2024 - 14:32



BRISBANE
RACING CLUB

Track Rating: Good 4, Weather: Fine, Rail Position: +1m Entire

Section														
Field Times	Overall	1400m	1200m	1000m	800m	600m	400m	Last 600m						
	1:28.91 (0:08.15)	1:20.76 (0:10.75)	1:10.01 (0:11.27)	0:58.74 (0:11.93)	0:46.81 (0:11.84)	0:34.97 (0:11.55)	0:23.42 (0:11.52)	0:34.97						
Rank	TAB	Horse/Jockey	Barrier	Top Speed [km/h]	Fastest Section	Overall	1400m	1200m	1000m	800m	600m	400m	Last 600m	Distance Travelled [m]
1	4	OUR BENEFACTOR Martin Harley	7	66.5 1400m	0:08.57 Overall	1:28.91 [1] (0:08.57)	1:20.34 [6] (0:10.98)	1:09.36 [6] (0:11.39)	0:57.97 [6] (0:11.84)	0:46.13 [6] (0:11.74)	0:34.39 [6] (0:11.30)	0:23.09 [4] (0:11.19)	0:34.39	
2	1	APUNTAR Cody Collis	3	67.7 1400m	0:08.49 Overall	1:29.41 [2] (0:08.49)	1:20.92 [5] (0:10.88)	1:10.04 [5] (0:11.45)	0:58.59 [5] (0:11.78)	0:46.81 [5] (0:11.77)	0:35.04 [5] (0:11.50)	0:23.54 [6] (0:11.53)	0:35.04	-3
3	3	CHAMIERRO Jag Guthmann-Chester	4	67.4 1400m	0:08.35 Overall	1:29.43 [3] (0:08.35)	1:21.08 [4] (0:10.86)	1:10.22 [3] (0:11.37)	0:58.85 [4] (0:11.85)	0:47.00 [4] (0:11.78)	0:35.22 [4] (0:11.56)	0:23.66 [3] (0:11.38)	0:35.22	+2
4	2	PROMINENT LAD Noel Callow	8	66.5 1400m	0:08.63 Overall	1:29.68 [4] (0:08.63)	1:21.05 [7] (0:11.03)	1:10.02 [7] (0:11.45)	0:58.57 [8] (0:12.03)	0:46.54 [9] (0:11.78)	0:34.76 [9] (0:11.43)	0:23.33 [8] (0:11.20)	0:34.76	+1
5	5	LARIDAE Cejay Graham	10	65.9 1200m	0:08.84 Overall	1:29.84 [5] (0:08.84)	1:21.00 [10] (0:11.11)	1:09.89 [10] (0:11.32)	0:58.57 [10] (0:12.02)	0:46.55 [10] (0:11.82)	0:34.73 [10] (0:11.42)	0:23.31 [9] (0:11.21)	0:34.73	+0
6	6	PROPOSE Mark Du Plessis	6	66.3 1400m	0:08.73 Overall	1:29.88 [6] (0:08.73)	1:21.15 [8] (0:11.02)	1:10.13 [8] (0:11.27)	0:58.86 [7] (0:11.79)	0:47.07 [7] (0:11.87)	0:35.20 [7] (0:11.65)	0:23.55 [7] (0:11.30)	0:35.20	+1
7	7	I'M HEROIC Nikita Beriman	5	69.3 1400m	0:08.26 Overall	1:30.01 [7] (0:08.26)	1:21.75 [2] (0:10.75)	1:11.00 [2] (0:11.36)	0:59.64 [2] (0:11.87)	0:47.77 [2] (0:11.73)	0:36.04 [2] (0:11.53)	0:24.51 [2] (0:11.57)	0:36.04	-1
8	8	RESOLUTE LADY Emily Lang	1	67.2 1200m	0:08.35 Overall	1:30.07 [8] (0:08.35)	1:21.72 [3] (0:10.89)	1:10.83 [4] (0:11.25)	0:59.58 [3] (0:11.88)	0:47.70 [3] (0:11.78)	0:35.92 [3] (0:11.34)	0:24.58 [1] (0:11.61)	0:35.92	-1
9	10	HARLEY CHARLIE Robbie Dolan	9	67.1 1400m	0:08.78 Overall	1:31.99 [9] (0:08.78)	1:23.21 [9] (0:11.00)	1:12.21 [9] (0:11.35)	1:00.86 [9] (0:11.92)	0:48.94 [8] (0:11.79)	0:37.15 [8] (0:11.79)	0:25.36 [10] (0:12.10)	0:37.15	+3
10	9	ROCKRATA Samantha Collett	2	68.2 1400m	0:08.15 Overall	1:33.02 [10] (0:08.15)	1:24.87 [1] (0:10.75)	1:14.12 [1] (0:11.27)	1:02.85 [1] (0:11.93)	0:50.92 [1] (0:11.84)	0:39.08 [1] (0:11.91)	0:27.17 [5] (0:12.60)	0:39.08	-2

[] Ranking at each section and finish
 -:-:- No data available at this section
 NA No data available

SCN Saddle cloth number
 DNF Did not finish
 DNT Did not track



Eagle Farm QLD Professional

Race 4: CivilPipes QTIS Three-Years-Old Handicap - 1500m

02 November 2024 - 14:32



BRISBANE
RACING CLUB

Track Rating: Good 4, Weather: Fine, Rail Position: +1m Entire

Section							200m			Last 600m
Field Times							0:11.90			0:34.97
							(0:11.90)			
Rank	TAB	Horse/Jockey	Barrier	Top Speed [km/h]	Fastest Section	Margin			Distance Travelled [m]	
1	4	OUR BENEFACTOR	7	66.5	0:08.57	0:11.90 [1]	1:28.91		0:34.39	
		Martin Harley		1400m	Overall	(0:11.90)				
2	1	APUNTAR	3	67.7	0:08.49	0:12.01 [5]	2.96L		0:35.04 -3	
		Cody Collis		1400m	Overall	(0:12.01)				
3	3	CHAMIERRO	4	67.4	0:08.35	0:12.28 [4]	3.06L		0:35.22 +2	
		Jag Guthmann-Chester		1400m	Overall	(0:12.28)				
4	2	PROMINENT LAD	8	66.5	0:08.63	0:12.13 [6]	4.53L		0:34.76 +1	
		Noel Callow		1400m	Overall	(0:12.13)				
5	5	LARIDAE	10	65.9	0:08.84	0:12.10 [8]	5.5L		0:34.73 +0	
		Cejay Graham		1200m	Overall	(0:12.10)				
6	6	PROPOSE	6	66.3	0:08.73	0:12.25 [7]	5.71L		0:35.20 +1	
		Mark Du Plessis		1400m	Overall	(0:12.25)				
7	7	I'M HEROIC	5	69.3	0:08.26	0:12.94 [2]	6.49L		0:36.04 -1	
		Nikita Beriman		1400m	Overall	(0:12.94)				
8	8	RESOLUTE LADY	1	67.2	0:08.35	0:12.97 [3]	6.84L		0:35.92 -1	
		Emily Lang		1200m	Overall	(0:12.97)				
9	10	HARLEY CHARLIE	9	67.1	0:08.78	0:13.26 [10]	18.11L		0:37.15 +3	
		Robbie Dolan		1400m	Overall	(0:13.26)				
10	9	ROCKRATA	2	68.2	0:08.15	0:14.57 [9]	24.2L		0:39.08 -2	
		Samantha Collett		1400m	Overall	(0:14.57)				

[] Ranking at each section and finish
 -:-:- No data available at this section
 NA No data available

SCN Saddle cloth number
 DNF Did not finish
 DNT Did not track



Horse/Jockey Name	Our Benefactor
Final Rank	1
Fastest Section Time (Section)	0:08.57 (Overall)
Top Speed [km/h] (Section)	66.5 (1400m)
Race State	Finished



Eagle Farm QLD Professional

Race 4: CivilPipes QTIS Three-Years-Old Handicap - 1500m

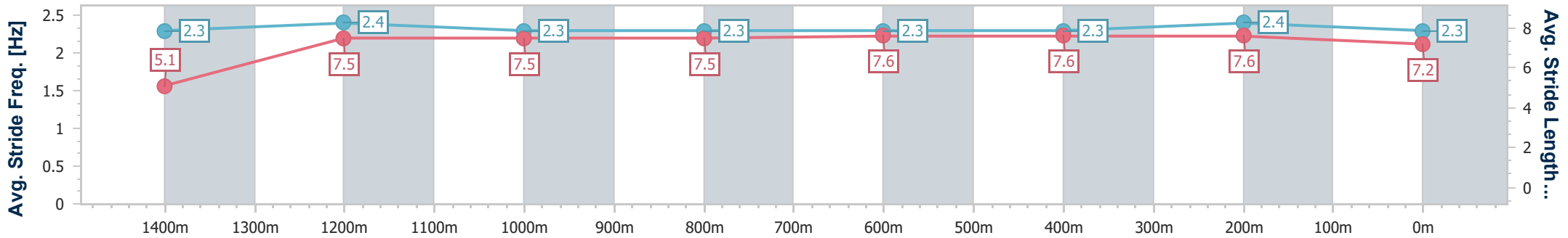
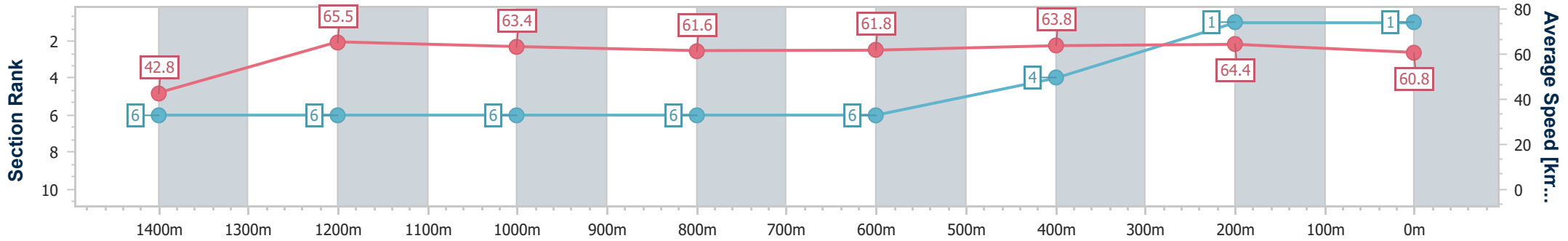
02 November 2024 - 14:32

Track Rating: Good 4, Weather: Fine, Rail Position: +1m Entire



BRISBANE RACING CLUB

Section	Overall	1400m	1200m	1000m	800m	600m	400m	200m
Section Times	1:28.91 [1] (0:08.57)	1:20.34 [6] (0:10.98)	1:09.36 [6] (0:11.39)	0:57.97 [6] (0:11.84)	0:46.13 [6] (0:11.74)	0:34.39 [6] (0:11.30)	0:23.09 [4] (0:11.19)	0:11.90 [1] (0:11.90)
Average Speed [km/h]	42.8	65.5	63.4	61.6	61.8	63.8	64.4	60.8
Top Speed [km/h]	64.6	66.5	65.7	62.5	62.9	65.0	64.8	63.6
Avg. Dist. to Rail [m]	13.8	2.7	2.7	2.3	1.5	0.6	0.5	0.5
Avg. Stride Freq. [Hz]	2.3	2.4	2.3	2.3	2.3	2.3	2.4	2.3
Avg. Stride Length [m]	5.1	7.5	7.5	7.5	7.6	7.6	7.6	7.2



- [] Ranking at each section and finish
- .-.- No data available at this section
- NA No data available



Horse/Jockey Name	Apuntar
Final Rank	2
Fastest Section Time (Section)	0:08.49 (Overall)
Top Speed [km/h] (Section)	67.7 (1400m)
Race State	Finished



Eagle Farm QLD Professional

Race 4: CivilPipes QTIS Three-Years-Old Handicap - 1500m

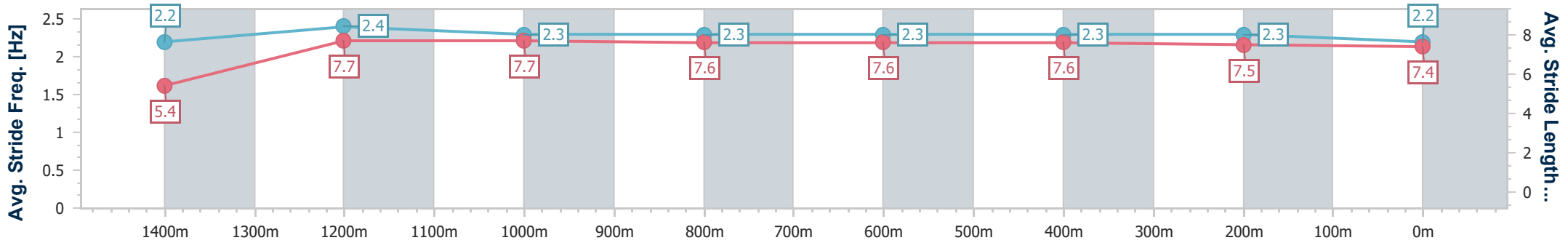
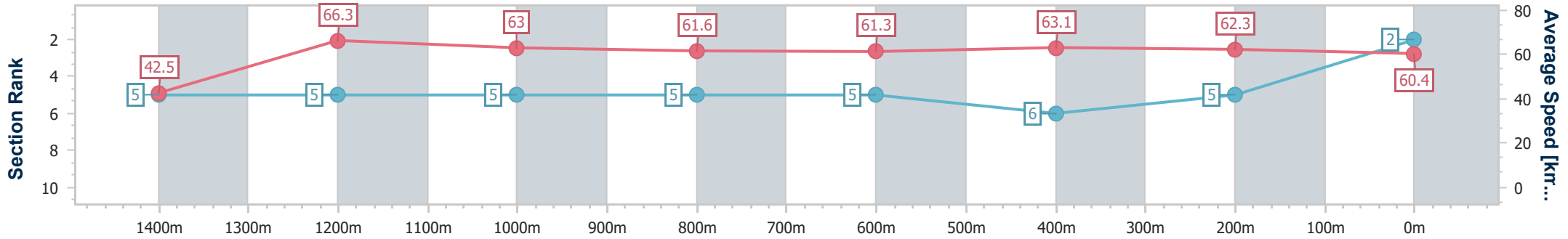
02 November 2024 - 14:32

Track Rating: Good 4, Weather: Fine, Rail Position: +1m Entire



BRISBANE RACING CLUB

Section	Overall	1400m	1200m	1000m	800m	600m	400m	200m
Section Times	1:29.41 [2] (0:08.49)	1:20.92 [5] (0:10.88)	1:10.04 [5] (0:11.45)	0:58.59 [5] (0:11.78)	0:46.81 [5] (0:11.77)	0:35.04 [5] (0:11.50)	0:23.54 [6] (0:11.53)	0:12.01 [5] (0:12.01)
Average Speed [km/h]	42.5	66.3	63.0	61.6	61.3	63.1	62.3	60.4
Top Speed [km/h]	65.1	67.7	66.5	61.9	62.5	64.0	62.9	62.4
Avg. Dist. to Rail [m]	9.9	2.4	1.9	1.6	1.2	0.5	0.4	0.8
Avg. Stride Freq. [Hz]	2.2	2.4	2.3	2.3	2.3	2.3	2.3	2.2
Avg. Stride Length [m]	5.4	7.7	7.7	7.6	7.6	7.6	7.5	7.4



- [] Ranking at each section and finish
- .-.- No data available at this section
- NA No data available



Horse/Jockey Name	Chamierro
Final Rank	3
Fastest Section Time (Section)	0:08.35 (Overall)
Top Speed [km/h] (Section)	67.4 (1400m)
Race State	Finished



Eagle Farm QLD Professional

Race 4: CivilPipes QTIS Three-Years-Old Handicap - 1500m

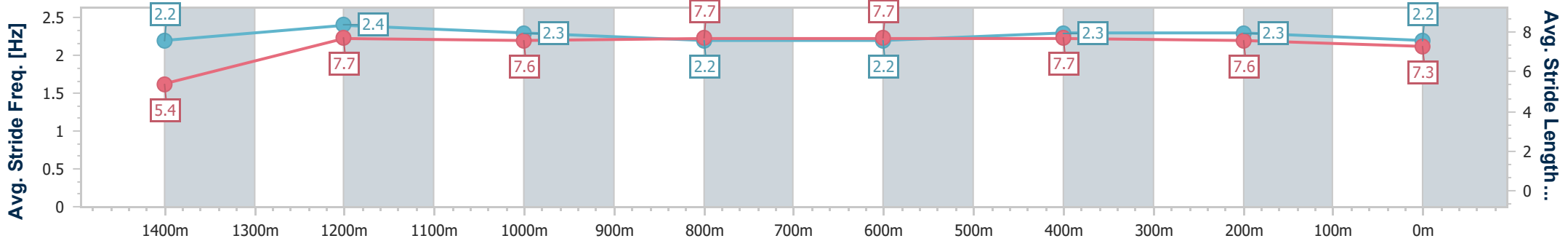
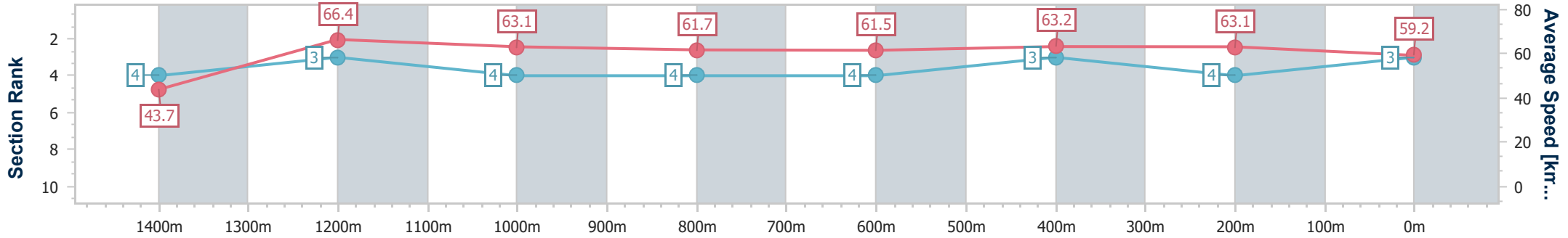
02 November 2024 - 14:32

Track Rating: Good 4, Weather: Fine, Rail Position: +1m Entire



BRISBANE RACING CLUB

Section	Overall	1400m	1200m	1000m	800m	600m	400m	200m
Section Times	1:29.43 [3] (0:08.35)	1:21.08 [4] (0:10.86)	1:10.22 [3] (0:11.37)	0:58.85 [4] (0:11.85)	0:47.00 [4] (0:11.78)	0:35.22 [4] (0:11.56)	0:23.66 [3] (0:11.38)	0:12.28 [4] (0:12.28)
Average Speed [km/h]	43.7	66.4	63.1	61.7	61.5	63.2	63.1	59.2
Top Speed [km/h]	66.1	67.4	66.0	62.1	62.8	64.3	64.5	61.1
Avg. Dist. to Rail [m]	11.1	3.4	2.9	2.2	2.1	2.4	4.1	5.3
Avg. Stride Freq. [Hz]	2.2	2.4	2.3	2.2	2.2	2.3	2.3	2.2
Avg. Stride Length [m]	5.4	7.7	7.6	7.7	7.7	7.7	7.6	7.3



- [] Ranking at each section and finish
- .-.- No data available at this section
- NA No data available



Horse/Jockey Name	Prominent Lad
Final Rank	4
Fastest Section Time (Section)	0:08.63 (Overall)
Top Speed [km/h] (Section)	66.5 (1400m)
Race State	Finished



Eagle Farm QLD Professional

Race 4: CivilPipes QTIS Three-Years-Old Handicap - 1500m

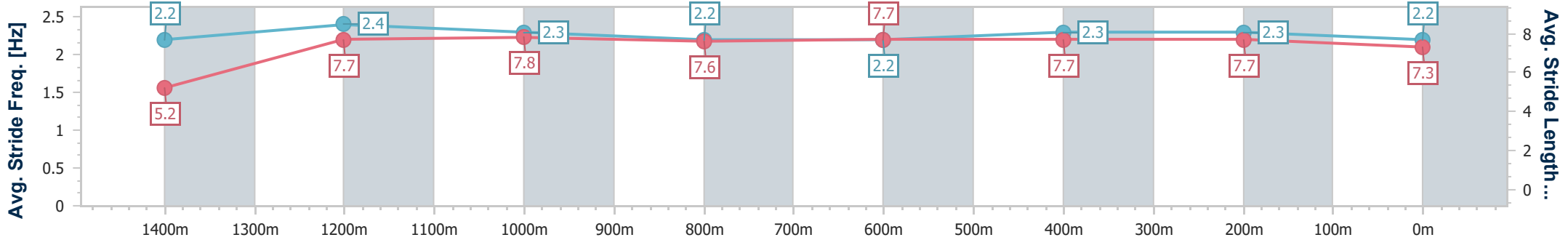
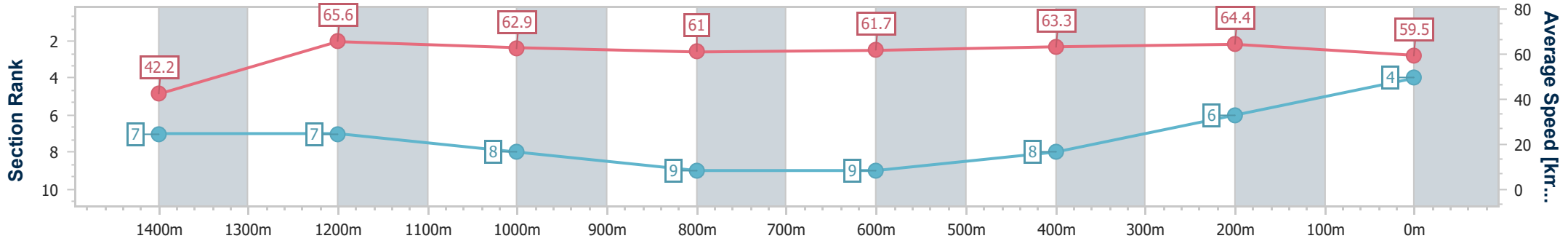
02 November 2024 - 14:32

Track Rating: Good 4, Weather: Fine, Rail Position: +1m Entire



BRISBANE RACING CLUB

Section	Overall	1400m	1200m	1000m	800m	600m	400m	200m
Section Times	1:29.68 [4] (0:08.63)	1:21.05 [7] (0:11.03)	1:10.02 [7] (0:11.45)	0:58.57 [8] (0:12.03)	0:46.54 [9] (0:11.78)	0:34.76 [9] (0:11.43)	0:23.33 [8] (0:11.20)	0:12.13 [6] (0:12.13)
Average Speed [km/h]	42.2	65.6	62.9	61.0	61.7	63.3	64.4	59.5
Top Speed [km/h]	62.3	66.5	65.8	62.5	63.3	64.5	65.7	63.3
Avg. Dist. to Rail [m]	14.7	3.5	3.6	3.2	1.7	1.1	3.9	7.0
Avg. Stride Freq. [Hz]	2.2	2.4	2.3	2.2	2.2	2.3	2.3	2.2
Avg. Stride Length [m]	5.2	7.7	7.8	7.6	7.7	7.7	7.7	7.3



- [] Ranking at each section and finish
- .-.- No data available at this section
- NA No data available



Horse/Jockey Name	Laridae
Final Rank	5
Fastest Section Time (Section)	0:08.84 (Overall)
Top Speed [km/h] (Section)	65.9 (1200m)
Race State	Finished



Eagle Farm QLD Professional

Race 4: CivilPipes QTIS Three-Years-Old Handicap - 1500m

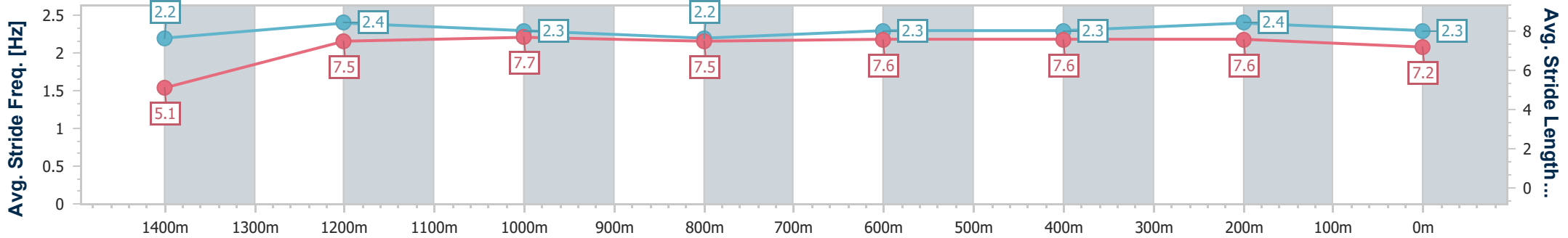
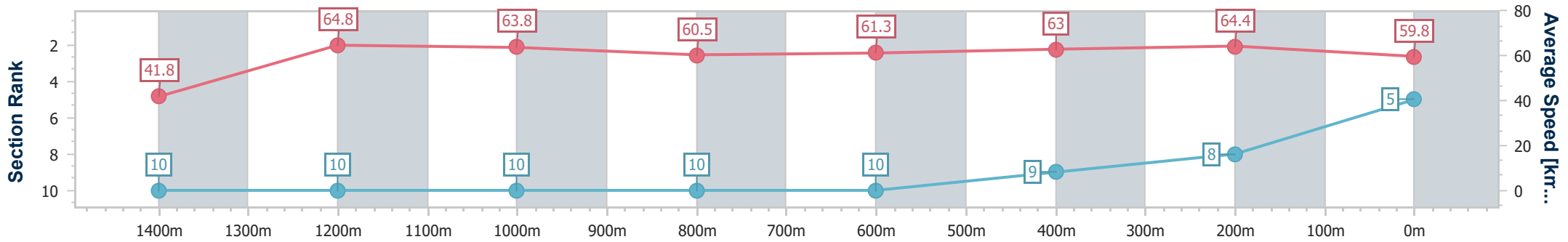
02 November 2024 - 14:32

Track Rating: Good 4, Weather: Fine, Rail Position: +1m Entire



BRISBANE RACING CLUB

Section	Overall	1400m	1200m	1000m	800m	600m	400m	200m
Section Times	1:29.84 [5] (0:08.84)	1:21.00 [10] (0:11.11)	1:09.89 [10] (0:11.32)	0:58.57 [10] (0:12.02)	0:46.55 [10] (0:11.82)	0:34.73 [10] (0:11.42)	0:23.31 [9] (0:11.21)	0:12.10 [8] (0:12.10)
Average Speed [km/h]	41.8	64.8	63.8	60.5	61.3	63.0	64.4	59.8
Top Speed [km/h]	61.2	65.9	65.9	62.3	63.7	64.5	65.1	62.5
Avg. Dist. to Rail [m]	17.6	4.5	2.5	1.6	1.3	0.6	4.1	7.3
Avg. Stride Freq. [Hz]	2.2	2.4	2.3	2.2	2.3	2.3	2.4	2.3
Avg. Stride Length [m]	5.1	7.5	7.7	7.5	7.6	7.6	7.6	7.2



- [] Ranking at each section and finish
- .-.- No data available at this section
- NA No data available



Horse/Jockey Name	Propose
Final Rank	6
Fastest Section Time (Section)	0:08.73 (Overall)
Top Speed [km/h] (Section)	66.3 (1400m)
Race State	Finished



Eagle Farm QLD Professional

Race 4: CivilPipes QTIS Three-Years-Old Handicap - 1500m

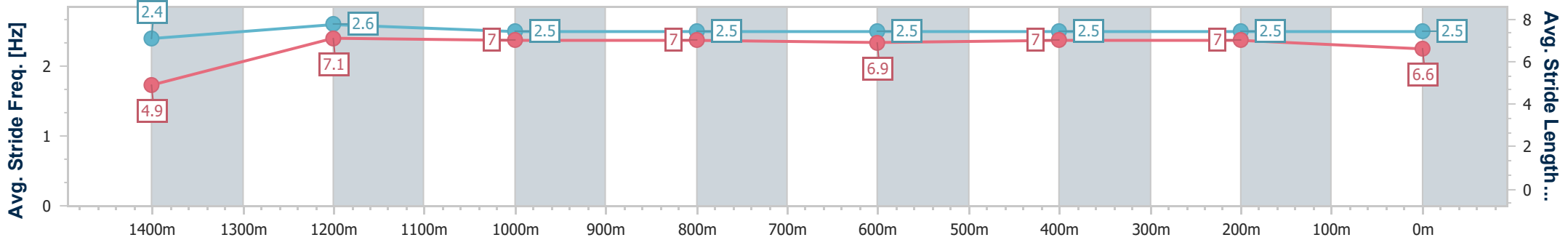
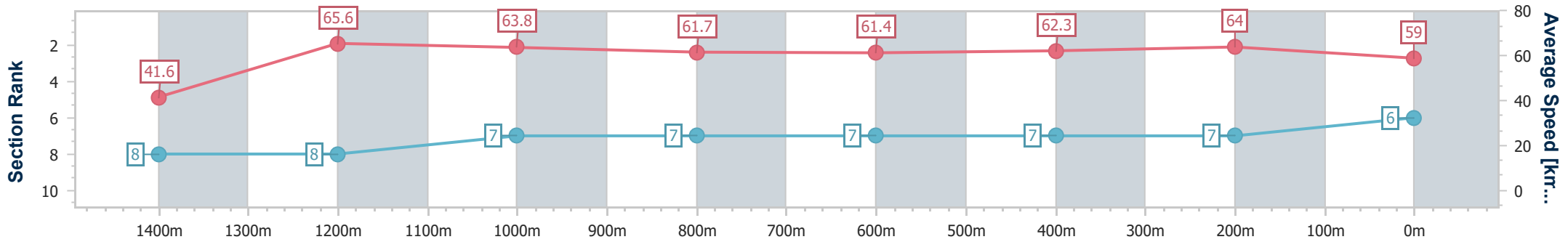
02 November 2024 - 14:32

Track Rating: Good 4, Weather: Fine, Rail Position: +1m Entire



BRISBANE RACING CLUB

Section	Overall	1400m	1200m	1000m	800m	600m	400m	200m
Section Times	1:29.88 [6] (0:08.73)	1:21.15 [8] (0:11.02)	1:10.13 [8] (0:11.27)	0:58.86 [7] (0:11.79)	0:47.07 [7] (0:11.87)	0:35.20 [7] (0:11.65)	0:23.55 [7] (0:11.30)	0:12.25 [7] (0:12.25)
Average Speed [km/h]	41.6	65.6	63.8	61.7	61.4	62.3	64.0	59.0
Top Speed [km/h]	63.2	66.3	65.5	62.4	62.4	63.8	64.6	63.3
Avg. Dist. to Rail [m]	12.2	1.5	1.1	2.0	2.3	2.5	5.5	7.6
Avg. Stride Freq. [Hz]	2.4	2.6	2.5	2.5	2.5	2.5	2.5	2.5
Avg. Stride Length [m]	4.9	7.1	7.0	7.0	6.9	7.0	7.0	6.6



- [] Ranking at each section and finish
- .-.- No data available at this section
- NA No data available



Horse/Jockey Name	I'm Heroic
Final Rank	7
Fastest Section Time (Section)	0:08.26 (Overall)
Top Speed [km/h] (Section)	69.3 (1400m)
Race State	Finished



Eagle Farm QLD Professional

Race 4: CivilPipes QTIS Three-Years-Old Handicap - 1500m

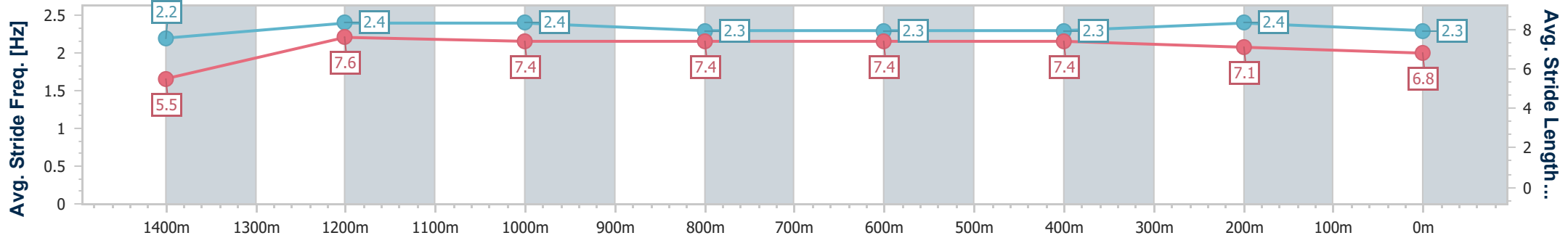
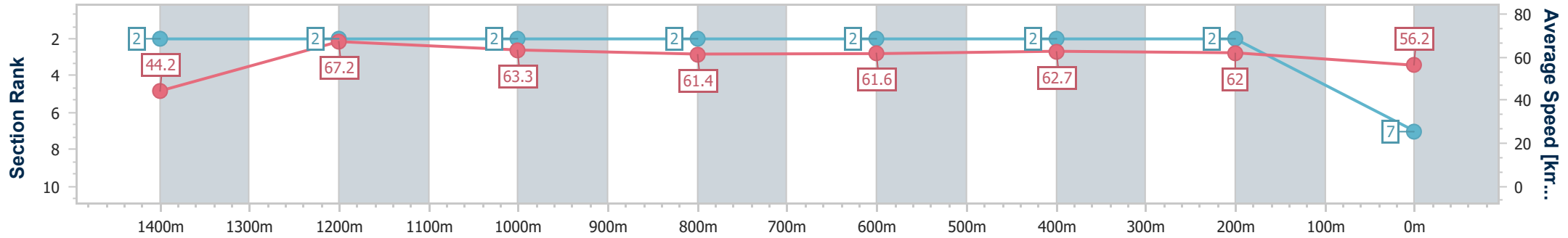
02 November 2024 - 14:32

Track Rating: Good 4, Weather: Fine, Rail Position: +1m Entire



BRISBANE RACING CLUB

Section	Overall	1400m	1200m	1000m	800m	600m	400m	200m
Section Times	1:30.01 [7] (0:08.26)	1:21.75 [2] (0:10.75)	1:11.00 [2] (0:11.36)	0:59.64 [2] (0:11.87)	0:47.77 [2] (0:11.73)	0:36.04 [2] (0:11.53)	0:24.51 [2] (0:11.57)	0:12.94 [2] (0:12.94)
Average Speed [km/h]	44.2	67.2	63.3	61.4	61.6	62.7	62.0	56.2
Top Speed [km/h]	65.6	69.3	66.3	62.4	63.3	64.2	64.8	59.6
Avg. Dist. to Rail [m]	12.5	4.4	2.7	1.9	1.5	0.5	1.9	2.6
Avg. Stride Freq. [Hz]	2.2	2.4	2.4	2.3	2.3	2.3	2.4	2.3
Avg. Stride Length [m]	5.5	7.6	7.4	7.4	7.4	7.4	7.1	6.8



- [] Ranking at each section and finish
- .-.- No data available at this section
- NA No data available



Horse/Jockey Name	Resolute Lady
Final Rank	8
Fastest Section Time (Section)	0:08.35 (Overall)
Top Speed [km/h] (Section)	67.2 (1200m)
Race State	Finished



Eagle Farm QLD Professional

Race 4: CivilPipes QTIS Three-Years-Old Handicap - 1500m

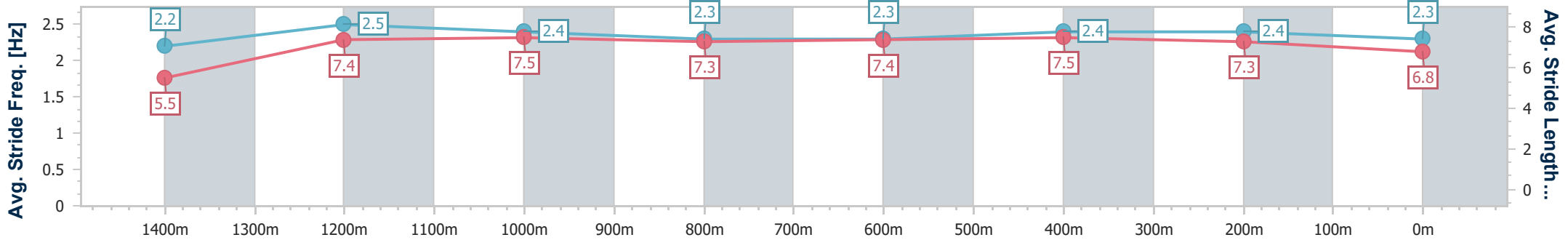
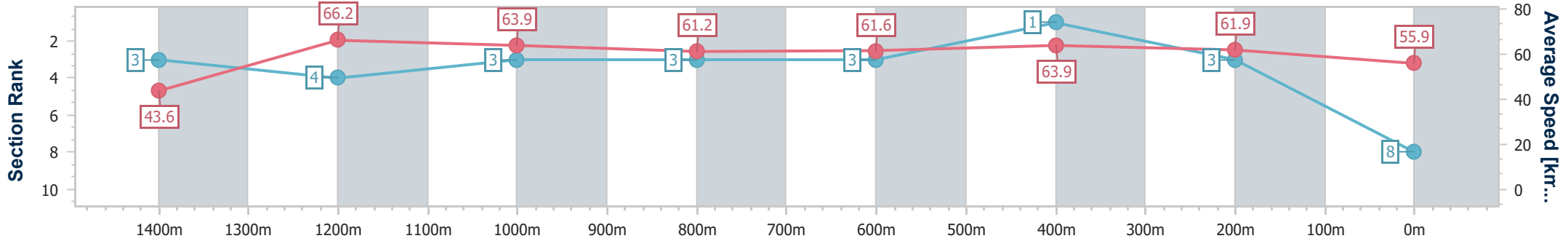
02 November 2024 - 14:32

Track Rating: Good 4, Weather: Fine, Rail Position: +1m Entire



BRISBANE RACING CLUB

Section	Overall	1400m	1200m	1000m	800m	600m	400m	200m
Section Times	1:30.07 [8] (0:08.35)	1:21.72 [3] (0:10.89)	1:10.83 [4] (0:11.25)	0:59.58 [3] (0:11.88)	0:47.70 [3] (0:11.78)	0:35.92 [3] (0:11.34)	0:24.58 [1] (0:11.61)	0:12.97 [3] (0:12.97)
Average Speed [km/h]	43.6	66.2	63.9	61.2	61.6	63.9	61.9	55.9
Top Speed [km/h]	63.2	66.8	67.2	62.0	62.4	64.8	64.3	59.1
Avg. Dist. to Rail [m]	8.3	1.5	2.0	1.8	1.7	1.4	3.3	4.4
Avg. Stride Freq. [Hz]	2.2	2.5	2.4	2.3	2.3	2.4	2.4	2.3
Avg. Stride Length [m]	5.5	7.4	7.5	7.3	7.4	7.5	7.3	6.8



- [] Ranking at each section and finish
- .-.- No data available at this section
- NA No data available



Horse/Jockey Name	Harley Charlie
Final Rank	9
Fastest Section Time (Section)	0:08.78 (Overall)
Top Speed [km/h] (Section)	67.1 (1400m)
Race State	Finished



Eagle Farm QLD Professional

Race 4: CivilPipes QTIS Three-Years-Old Handicap - 1500m

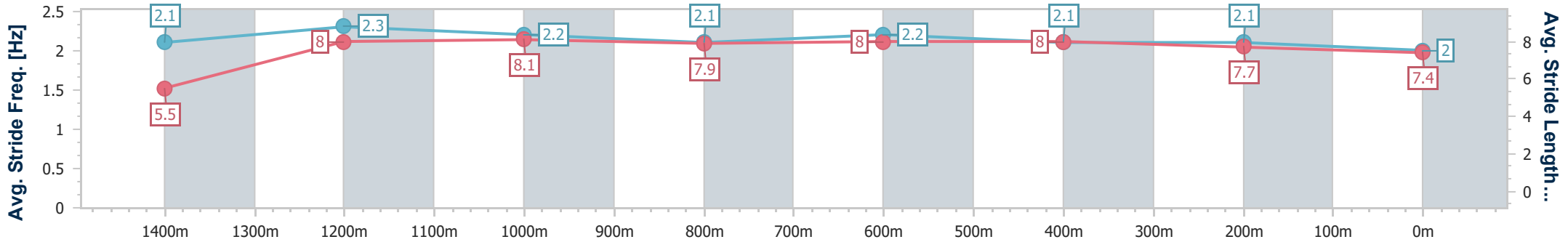
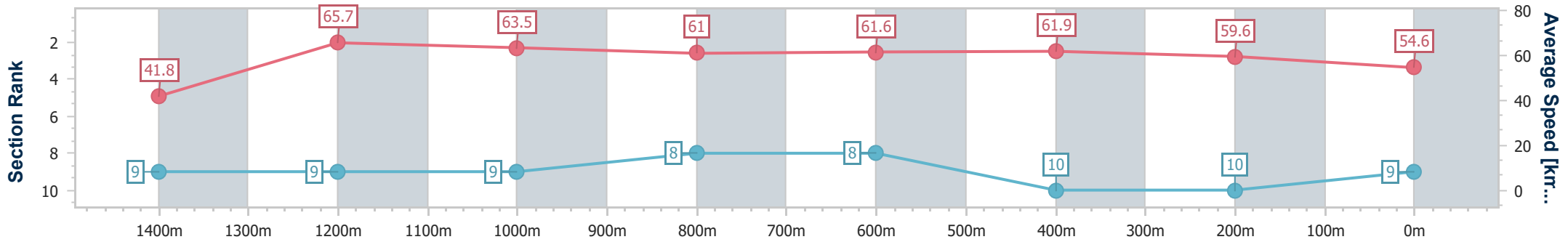
02 November 2024 - 14:32

Track Rating: Good 4, Weather: Fine, Rail Position: +1m Entire



BRISBANE RACING CLUB

Section	Overall	1400m	1200m	1000m	800m	600m	400m	200m
Section Times	1:31.99 [9] (0:08.78)	1:23.21 [9] (0:11.00)	1:12.21 [9] (0:11.35)	1:00.86 [9] (0:11.92)	0:48.94 [8] (0:11.79)	0:37.15 [8] (0:11.79)	0:25.36 [10] (0:12.10)	0:13.26 [10] (0:13.26)
Average Speed [km/h]	41.8	65.7	63.5	61.0	61.6	61.9	59.6	54.6
Top Speed [km/h]	63.0	67.1	66.7	63.6	63.7	63.7	62.5	57.9
Avg. Dist. to Rail [m]	16.7	5.0	3.6	2.3	1.8	2.6	4.7	2.3
Avg. Stride Freq. [Hz]	2.1	2.3	2.2	2.1	2.2	2.1	2.1	2.0
Avg. Stride Length [m]	5.5	8.0	8.1	7.9	8.0	8.0	7.7	7.4



- [] Ranking at each section and finish
- .-.- No data available at this section
- NA No data available



Horse/Jockey Name	Rockrata
Final Rank	10
Fastest Section Time (Section)	0:08.15 (Overall)
Top Speed [km/h] (Section)	68.2 (1400m)
Race State	Finished



Eagle Farm QLD Professional

Race 4: CivilPipes QTIS Three-Years-Old Handicap - 1500m

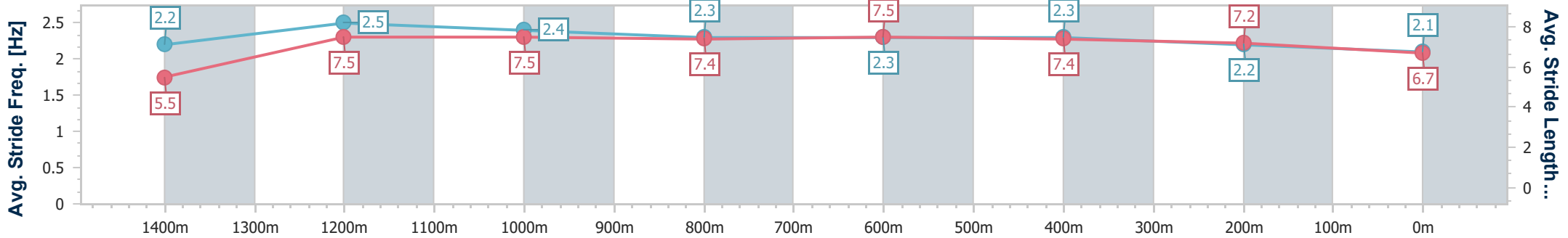
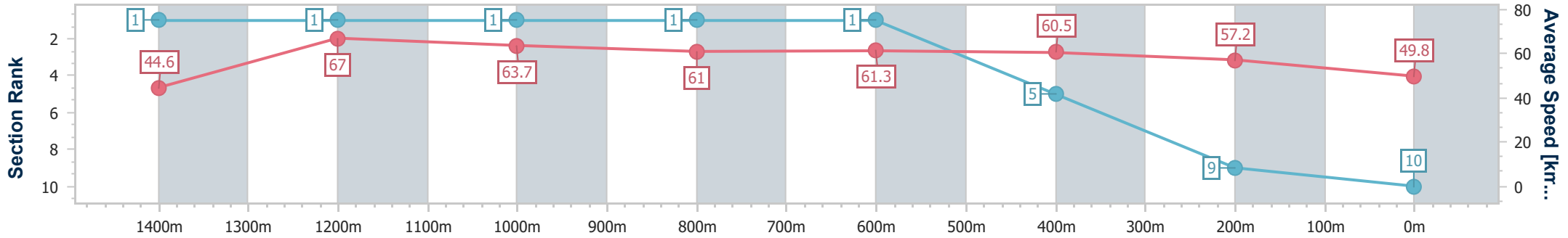
02 November 2024 - 14:32

Track Rating: Good 4, Weather: Fine, Rail Position: +1m Entire



BRISBANE RACING CLUB

Section	Overall	1400m	1200m	1000m	800m	600m	400m	200m
Section Times	1:33.02 [10] (0:08.15)	1:24.87 [1] (0:10.75)	1:14.12 [1] (0:11.27)	1:02.85 [1] (0:11.93)	0:50.92 [1] (0:11.84)	0:39.08 [1] (0:11.91)	0:27.17 [5] (0:12.60)	0:14.57 [9] (0:14.57)
Average Speed [km/h]	44.6	67.0	63.7	61.0	61.3	60.5	57.2	49.8
Top Speed [km/h]	64.7	68.2	65.9	61.5	61.9	61.3	60.2	54.7
Avg. Dist. to Rail [m]	9.2	1.0	1.3	2.0	1.7	0.5	0.6	1.1
Avg. Stride Freq. [Hz]	2.2	2.5	2.4	2.3	2.3	2.3	2.2	2.1
Avg. Stride Length [m]	5.5	7.5	7.5	7.4	7.5	7.4	7.2	6.7



- [] Ranking at each section and finish
- .-.- No data available at this section
- NA No data available



Eagle Farm QLD Professional

Race 5: Nova 106.9 BM85 Handicap - 1000m

02 November 2024 - 15:12



Track Rating: Good 4, Weather: Fine, Rail Position: +1m Entire

Section		Overall	800m	600m	400m	200m	Last 600m					
Field Times		0:56.53 (0:13.23)	0:43.30 (0:10.45)	0:32.85 (0:10.67)	0:22.18 (0:10.88)	0:11.30 (0:11.30)	0:32.85					
Rank	TAB Horse/Jockey	Barrier	Top Speed [km/h]	Fastest Section	Margin					Distance Travelled [m]		
1	3 SAFEWORK Noel Callow	3	70.9 800m	0:10.49 800m	0:56.53 [1] (0:13.65)	0:42.88 [4] (0:10.49)	0:32.39 [4] (0:10.63)	0:21.76 [4] (0:10.58)	0:11.18 [4] (0:11.18)	0:56.53	0:32.39	
2	4 APPIN GIRL Boris Thornton	1	69.2 400m	0:10.51 400m	0:56.62 [2] (0:13.51)	0:43.11 [3] (0:10.58)	0:32.53 [3] (0:10.66)	0:21.87 [3] (0:10.51)	0:11.36 [2] (0:11.36)	0.53L	0:32.53	-2
3	5 RELIABLE RUBY Robbie Dolan	4	69.5 600m	0:10.55 600m	0:56.89 [3] (0:13.79)	0:43.10 [5] (0:10.56)	0:32.54 [5] (0:10.55)	0:21.99 [6] (0:10.59)	0:11.40 [6] (0:11.40)	2.13L	0:32.54	-1
4	7 TARA JASMINE Samantha Collett	7	70.5 600m	0:10.43 600m	0:57.00 [4] (0:13.79)	0:43.21 [6] (0:10.62)	0:32.59 [6] (0:10.43)	0:22.16 [5] (0:10.61)	0:11.55 [5] (0:11.55)	2.8L	0:32.59	+3
5	2 RALPHIE Cody Collis	2	69.8 800m	0:10.51 800m	0:57.11 [5] (0:13.94)	0:43.17 [7] (0:10.51)	0:32.66 [7] (0:10.64)	0:22.02 [7] (0:10.70)	0:11.32 [7] (0:11.32)	3.43L	0:32.66	-3
6	8 UNO MOON Emily Lang	6	70.2 800m	0:10.41 800m	0:57.22 [6] (0:13.35)	0:43.87 [2] (0:10.41)	0:33.46 [2] (0:10.73)	0:22.73 [2] (0:10.80)	0:11.93 [3] (0:11.93)	4.06L	0:33.46	-3
7	6 FLAMING CONQUEST Georgina Cartwright	5	69.6 800m	0:10.45 800m	0:57.25 [7] (0:13.23)	0:44.02 [1] (0:10.45)	0:33.57 [1] (0:10.67)	0:22.90 [1] (0:10.88)	0:12.02 [1] (0:12.02)	4.27L	0:33.57	-7

Scratched: Nashira (#1)



Horse/Jockey Name	Safework
Final Rank	1
Fastest Section Time (Section)	0:10.49 (800m)
Top Speed [km/h] (Section)	70.9 (800m)
Race State	Finished



Eagle Farm QLD Professional

Race 5: Nova 106.9 BM85 Handicap - 1000m

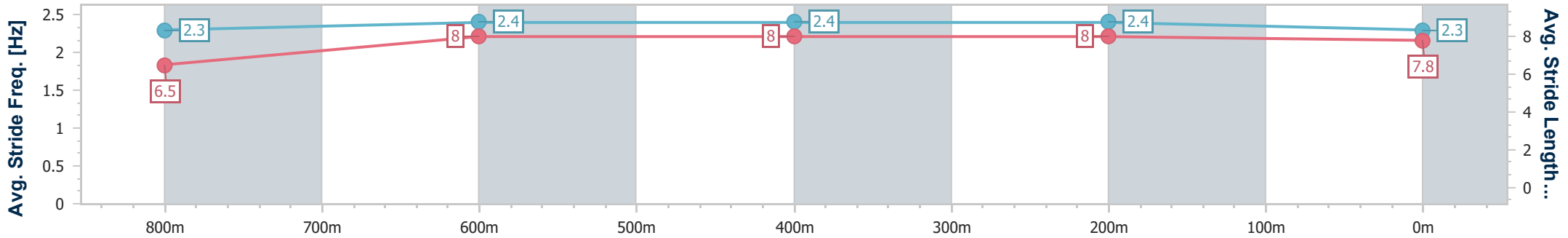
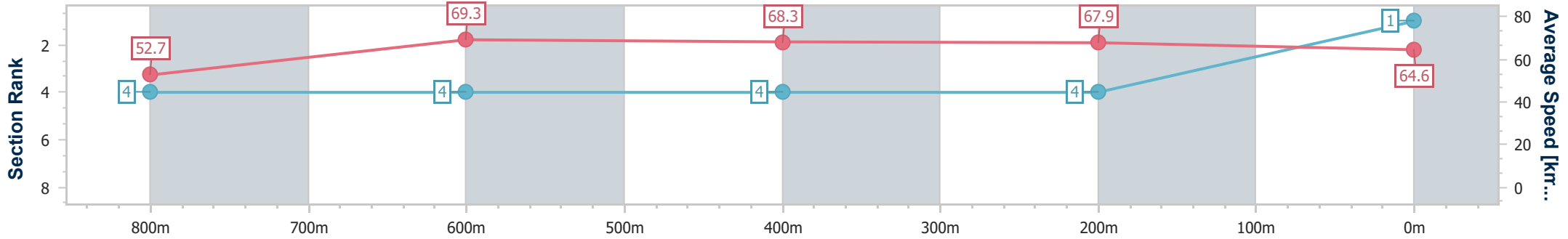
02 November 2024 - 15:12

Track Rating: Good 4, Weather: Fine, Rail Position: +1m Entire



BRISBANE RACING CLUB

Section	Overall	800m	600m	400m	200m
Section Times	0:56.53 [1] (0:13.65)	0:42.88 [4] (0:10.49)	0:32.39 [4] (0:10.63)	0:21.76 [4] (0:10.58)	0:11.18 [4] (0:11.18)
Average Speed [km/h]	52.7	69.3	68.3	67.9	64.6
Top Speed [km/h]	68.7	70.9	69.5	69.7	67.2
Avg. Dist. to Rail [m]	1.1	2.1	1.4	0.6	0.7
Avg. Stride Freq. [Hz]	2.3	2.4	2.4	2.4	2.3
Avg. Stride Length [m]	6.5	8.0	8.0	8.0	7.8



- [] Ranking at each section and finish
- .-.- No data available at this section
- NA No data available



Horse/Jockey Name	Appin Girl
Final Rank	2
Fastest Section Time (Section)	0:10.51 (400m)
Top Speed [km/h] (Section)	69.2 (400m)
Race State	Finished



Eagle Farm QLD Professional

Race 5: Nova 106.9 BM85 Handicap - 1000m

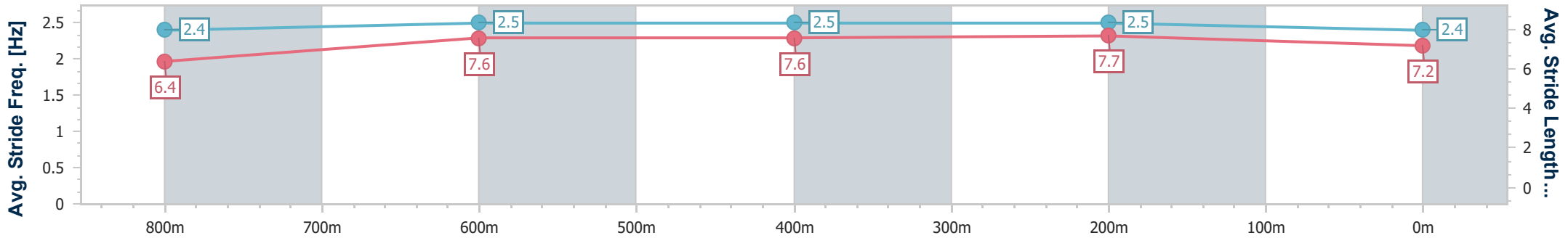
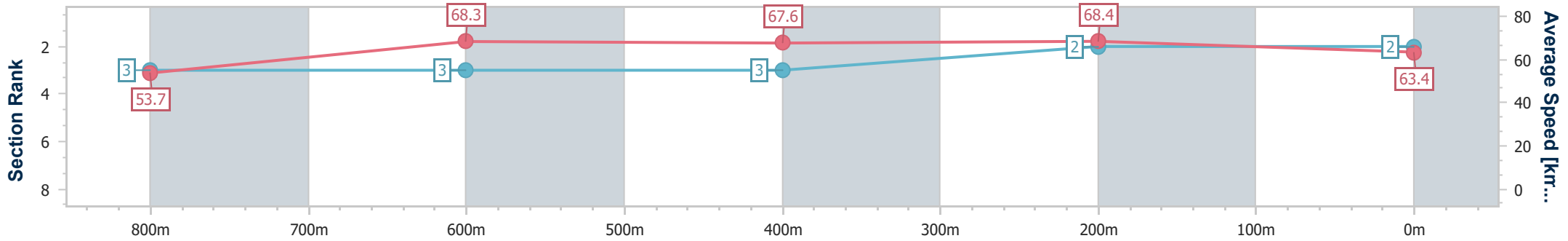
02 November 2024 - 15:12

Track Rating: Good 4, Weather: Fine, Rail Position: +1m Entire



BRISBANE RACING CLUB

Section	Overall	800m	600m	400m	200m
Section Times	0:56.62 [2] (0:13.51)	0:43.11 [3] (0:10.58)	0:32.53 [3] (0:10.66)	0:21.87 [3] (0:10.51)	0:11.36 [2] (0:11.36)
Average Speed [km/h]	53.7	68.3	67.6	68.4	63.4
Top Speed [km/h]	67.3	69.1	68.3	69.2	68.0
Avg. Dist. to Rail [m]	2.2	1.4	0.5	1.0	0.6
Avg. Stride Freq. [Hz]	2.4	2.5	2.5	2.5	2.4
Avg. Stride Length [m]	6.4	7.6	7.6	7.7	7.2



- [] Ranking at each section and finish
- .-.-.- No data available at this section
- NA No data available



Horse/Jockey Name	Reliable Ruby
Final Rank	3
Fastest Section Time (Section)	0:10.55 (600m)
Top Speed [km/h] (Section)	69.5 (600m)
Race State	Finished



Eagle Farm QLD Professional

Race 5: Nova 106.9 BM85 Handicap - 1000m

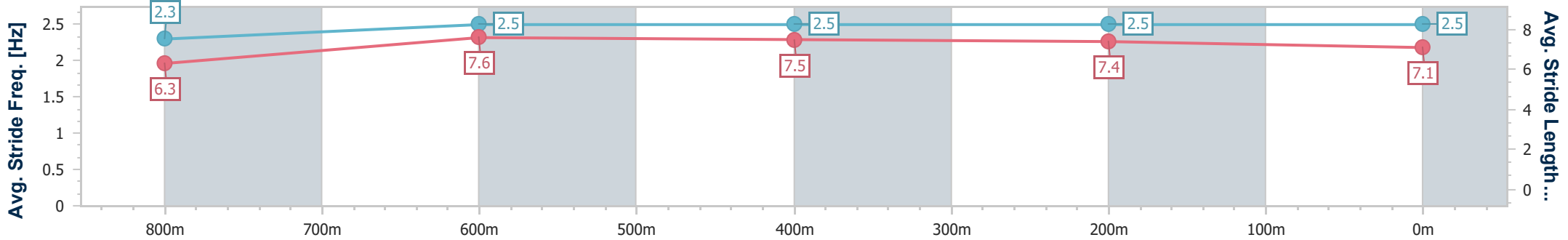
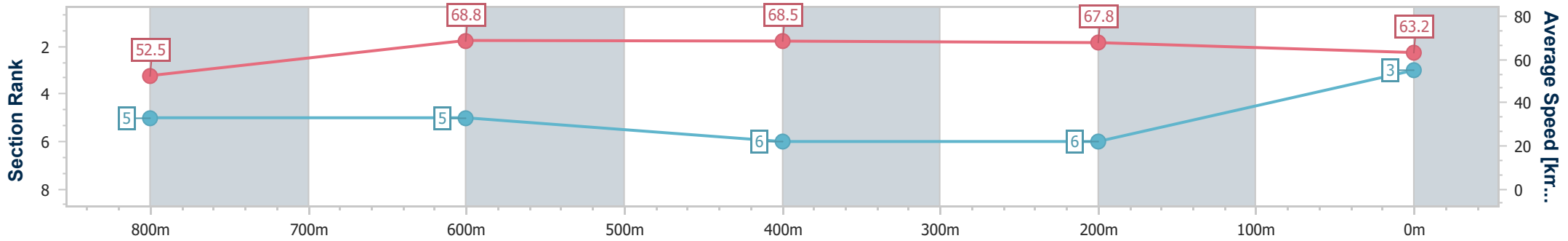
02 November 2024 - 15:12

Track Rating: Good 4, Weather: Fine, Rail Position: +1m Entire



BRISBANE RACING CLUB

Section	Overall	800m	600m	400m	200m
Section Times	0:56.89 [3] (0:13.79)	0:43.10 [5] (0:10.56)	0:32.54 [5] (0:10.55)	0:21.99 [6] (0:10.59)	0:11.40 [6] (0:11.40)
Average Speed [km/h]	52.5	68.8	68.5	67.8	63.2
Top Speed [km/h]	66.3	69.4	69.5	69.1	66.6
Avg. Dist. to Rail [m]	4.4	1.4	0.7	1.6	0.6
Avg. Stride Freq. [Hz]	2.3	2.5	2.5	2.5	2.5
Avg. Stride Length [m]	6.3	7.6	7.5	7.4	7.1



- [] Ranking at each section and finish
- .-.- No data available at this section
- NA No data available



Horse/Jockey Name	Tara Jasmine
Final Rank	4
Fastest Section Time (Section)	0:10.43 (600m)
Top Speed [km/h] (Section)	70.5 (600m)
Race State	Finished



Eagle Farm QLD Professional

Race 5: Nova 106.9 BM85 Handicap - 1000m

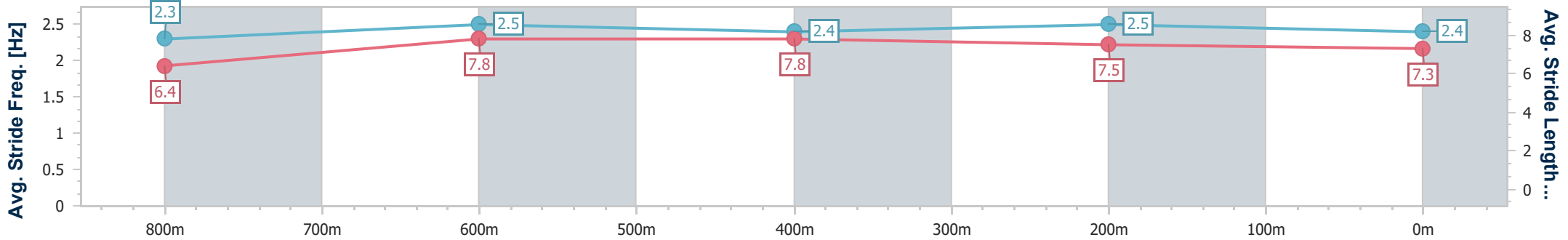
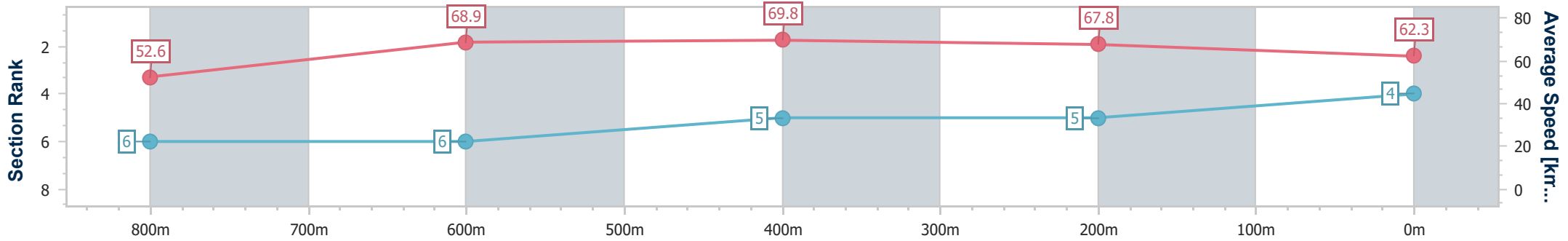
02 November 2024 - 15:12

Track Rating: Good 4, Weather: Fine, Rail Position: +1m Entire



BRISBANE RACING CLUB

Section	Overall	800m	600m	400m	200m
Section Times	0:57.00 [4] (0:13.79)	0:43.21 [6] (0:10.62)	0:32.59 [6] (0:10.43)	0:22.16 [5] (0:10.61)	0:11.55 [5] (0:11.55)
Average Speed [km/h]	52.6	68.9	69.8	67.8	62.3
Top Speed [km/h]	68.4	69.5	70.5	68.8	67.2
Avg. Dist. to Rail [m]	5.2	3.7	2.0	2.8	1.5
Avg. Stride Freq. [Hz]	2.3	2.5	2.4	2.5	2.4
Avg. Stride Length [m]	6.4	7.8	7.8	7.5	7.3



- [] Ranking at each section and finish
- .-.- No data available at this section
- NA No data available



Horse/Jockey Name	Ralphie
Final Rank	5
Fastest Section Time (Section)	0:10.51 (800m)
Top Speed [km/h] (Section)	69.8 (800m)
Race State	Finished



Eagle Farm QLD Professional

Race 5: Nova 106.9 BM85 Handicap - 1000m

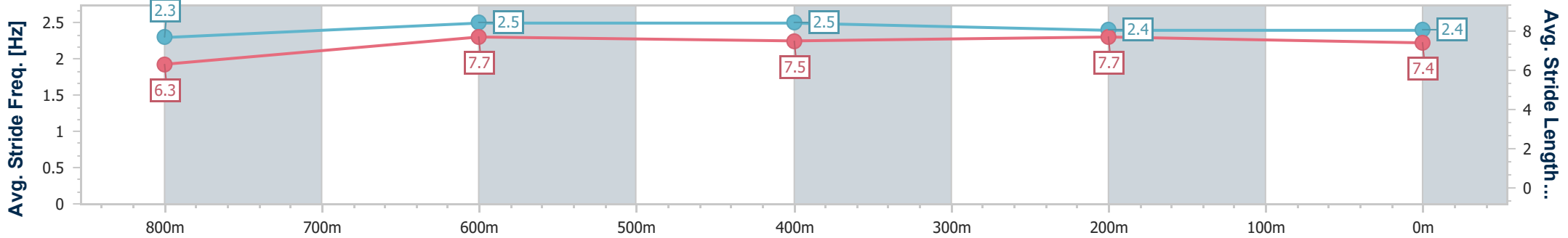
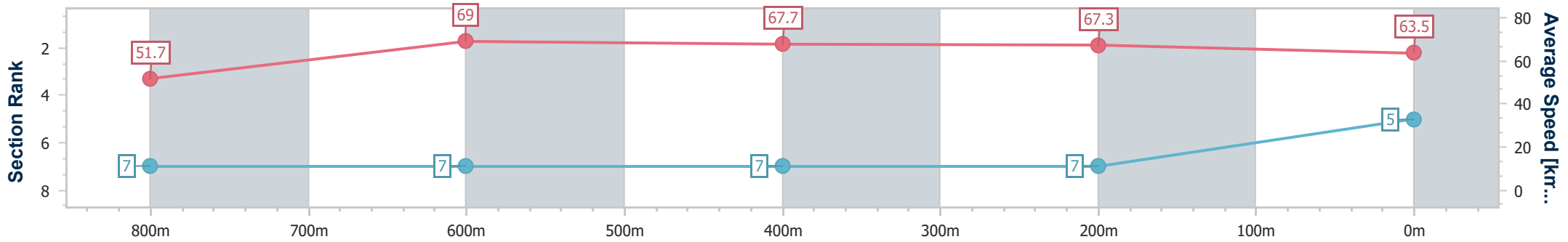
02 November 2024 - 15:12

Track Rating: Good 4, Weather: Fine, Rail Position: +1m Entire



BRISBANE RACING CLUB

Section	Overall	800m	600m	400m	200m
Section Times	0:57.11 [5] (0:13.94)	0:43.17 [7] (0:10.51)	0:32.66 [7] (0:10.64)	0:22.02 [7] (0:10.70)	0:11.32 [7] (0:11.32)
Average Speed [km/h]	51.7	69.0	67.7	67.3	63.5
Top Speed [km/h]	66.4	69.8	69.3	68.1	67.1
Avg. Dist. to Rail [m]	1.8	0.7	0.3	0.7	1.0
Avg. Stride Freq. [Hz]	2.3	2.5	2.5	2.4	2.4
Avg. Stride Length [m]	6.3	7.7	7.5	7.7	7.4



- [] Ranking at each section and finish
- .-.- No data available at this section
- NA No data available



Horse/Jockey Name	Uno Moon
Final Rank	6
Fastest Section Time (Section)	0:10.41 (800m)
Top Speed [km/h] (Section)	70.2 (800m)
Race State	Finished



Eagle Farm QLD Professional

Race 5: Nova 106.9 BM85 Handicap - 1000m

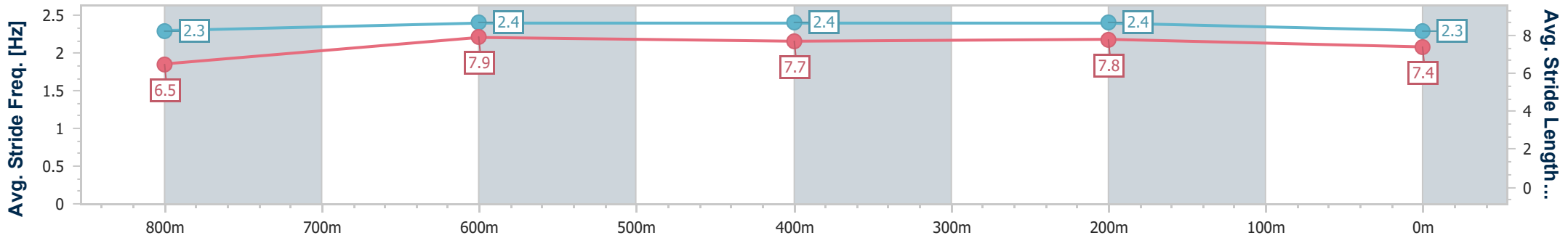
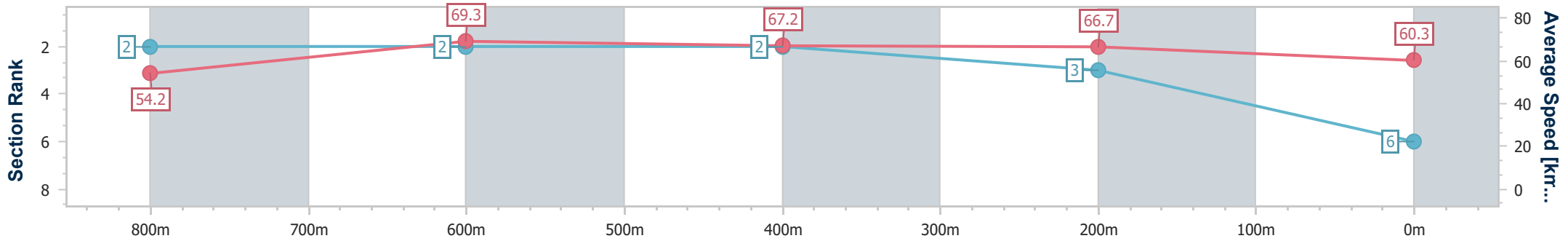
02 November 2024 - 15:12

Track Rating: Good 4, Weather: Fine, Rail Position: +1m Entire



BRISBANE RACING CLUB

Section	Overall	800m	600m	400m	200m
Section Times	0:57.22 [6] (0:13.35)	0:43.87 [2] (0:10.41)	0:33.46 [2] (0:10.73)	0:22.73 [2] (0:10.80)	0:11.93 [3] (0:11.93)
Average Speed [km/h]	54.2	69.3	67.2	66.7	60.3
Top Speed [km/h]	68.7	70.2	67.8	67.6	64.8
Avg. Dist. to Rail [m]	3.4	0.4	0.7	1.9	1.0
Avg. Stride Freq. [Hz]	2.3	2.4	2.4	2.4	2.3
Avg. Stride Length [m]	6.5	7.9	7.7	7.8	7.4



- [] Ranking at each section and finish
- .-.- No data available at this section
- NA No data available



Horse/Jockey Name	Flaming Conquest
Final Rank	7
Fastest Section Time (Section)	0:10.45 (800m)
Top Speed [km/h] (Section)	69.6 (800m)
Race State	Finished



Eagle Farm QLD Professional

Race 5: Nova 106.9 BM85 Handicap - 1000m

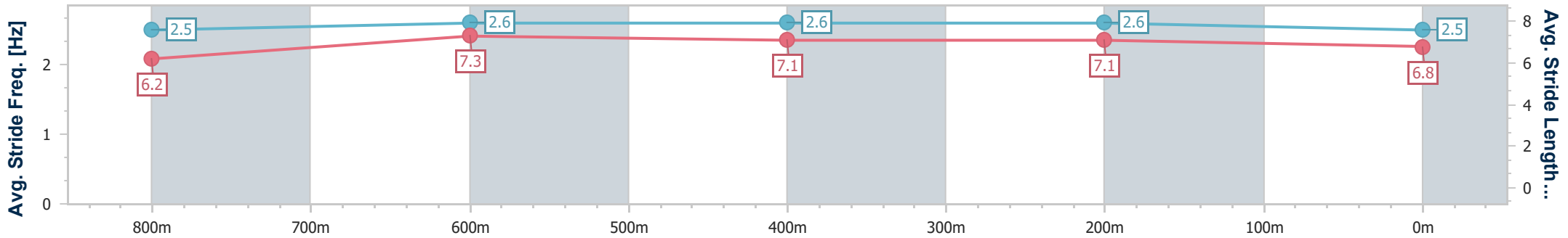
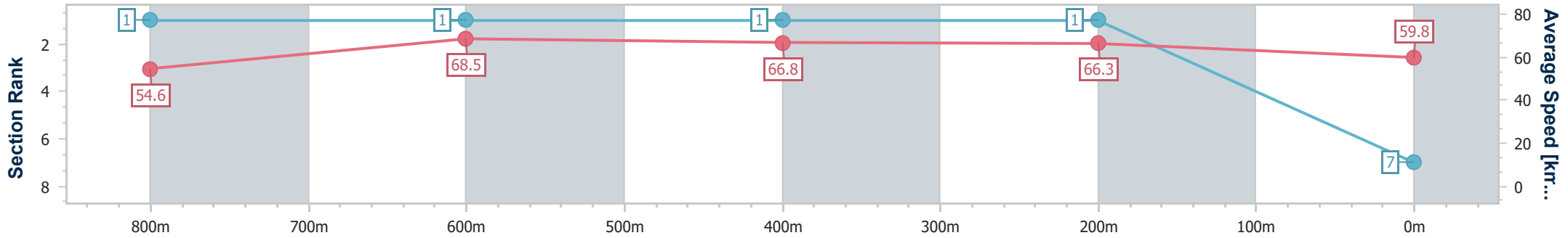
02 November 2024 - 15:12

Track Rating: Good 4, Weather: Fine, Rail Position: +1m Entire



BRISBANE RACING CLUB

Section	Overall	800m	600m	400m	200m
Section Times	0:57.25 [7] (0:13.23)	0:44.02 [1] (0:10.45)	0:33.57 [1] (0:10.67)	0:22.90 [1] (0:10.88)	0:12.02 [1] (0:12.02)
Average Speed [km/h]	54.6	68.5	66.8	66.3	59.8
Top Speed [km/h]	67.5	69.6	68.6	67.8	63.5
Avg. Dist. to Rail [m]	2.6	1.2	1.7	1.3	1.5
Avg. Stride Freq. [Hz]	2.5	2.6	2.6	2.6	2.5
Avg. Stride Length [m]	6.2	7.3	7.1	7.1	6.8



- [] Ranking at each section and finish
- .-.- No data available at this section
- NA No data available



Eagle Farm QLD Professional

Race 6: u&u Recruitment Class 3 Handicap - 1200m

02 November 2024 - 15:53



BRISBANE
RACING CLUB

Track Rating: Good 4, Weather: Fine, Rail Position: +1m Entire

Section		Field Times										Last 600m	
		Overall	1000m	800m	600m	400m	200m						0:33.84
		1:09.96 (0:13.17)	0:56.79 (0:11.36)	0:45.43 (0:11.59)	0:33.84 (0:11.22)	0:22.62 (0:10.80)	0:11.82 (0:11.82)						
Rank	TAB Horse/Jockey	Barrier	Top Speed [km/h]	Fastest Section								Margin	Distance Travelled [m]
1	1 EPIC PROPORTIONS Ryan Maloney	1	69.2 400m	0:10.67 400m	1:09.96 [1] (0:13.21)	0:56.75 [2] (0:11.41)	0:45.34 [2] (0:11.66)	0:33.68 [2] (0:11.19)	0:22.49 [3] (0:10.67)	0:11.82 [1] (0:11.82)	1:09.96	0:33.68	
2	3 PAYLINE Martin Harley	4	69.5 400m	0:10.59 400m	1:10.00 [2] (0:13.59)	0:56.41 [4] (0:11.48)	0:44.93 [5] (0:11.56)	0:33.37 [5] (0:11.09)	0:22.28 [5] (0:10.59)	0:11.69 [4] (0:11.69)	0.26L	0:33.37	-3
3	2 TRANSATLANTIC Emily Lang	5	68.1 400m	0:10.82 400m	1:10.14 [3] (0:13.40)	0:56.74 [3] (0:11.41)	0:45.33 [3] (0:11.49)	0:33.84 [3] (0:11.15)	0:22.69 [2] (0:10.82)	0:11.87 [2] (0:11.87)	1.1L	0:33.84	-7
4	4 TREPORTI Robbie Dolan	7	68.4 400m	0:10.82 400m	1:10.35 [4] (0:13.98)	0:56.37 [6] (0:11.40)	0:44.97 [7] (0:11.45)	0:33.52 [8] (0:11.15)	0:22.37 [8] (0:10.82)	0:11.55 [7] (0:11.55)	2.3L	0:33.52	-4
5	10 TEXAS FIREBALL Samantha Collett	3	67.8 400m	0:10.85 400m	1:10.36 [5] (0:14.04)	0:56.32 [7] (0:11.24)	0:45.08 [6] (0:11.39)	0:33.69 [6] (0:11.14)	0:22.55 [6] (0:10.85)	0:11.70 [6] (0:11.70)	2.36L	0:33.69	-10
6	11 WONDERFUL RAYRAY Boris Thornton	8	67.5 400m	0:10.96 400m	1:10.38 [6] (0:13.17)	0:57.21 [1] (0:11.36)	0:45.85 [1] (0:11.59)	0:34.26 [1] (0:11.22)	0:23.04 [1] (0:10.96)	0:12.08 [3] (0:12.08)	2.46L	0:34.26	-15
7	7 IT'S RAINING AGAIN Bailey Wheeler	2	68.6 400m	0:10.74 400m	1:10.55 [7] (0:13.63)	0:56.92 [5] (0:11.39)	0:45.53 [4] (0:11.54)	0:33.99 [4] (0:11.14)	0:22.85 [4] (0:10.74)	0:12.11 [5] (0:12.11)	3.47L	0:33.99	-8
8	6 DEFERENTIAL Cejay Graham	6	66.8 800m	0:11.03 400m	1:10.98 [8] (0:14.20)	0:56.78 [8] (0:11.27)	0:45.51 [8] (0:11.23)	0:34.28 [7] (0:11.16)	0:23.12 [7] (0:11.03)	0:12.09 [8] (0:12.09)	6.03L	0:34.28	-4

Scratched: Prince Of Sooview (#12), Pitavago (#13), Strapparsi (#8), Liberty Steps (#9), Damo Dayz (#5)

[] Ranking at each section and finish
 -:-:- No data available at this section
 NA No data available

SCN Saddle cloth number
 DNF Did not finish
 DNT Did not track



Horse/Jockey Name	Epic Proportions
Final Rank	1
Fastest Section Time (Section)	0:10.67 (400m)
Top Speed [km/h] (Section)	69.2 (400m)
Race State	Finished



Eagle Farm QLD Professional

Race 6: u&u Recruitment Class 3 Handicap - 1200m

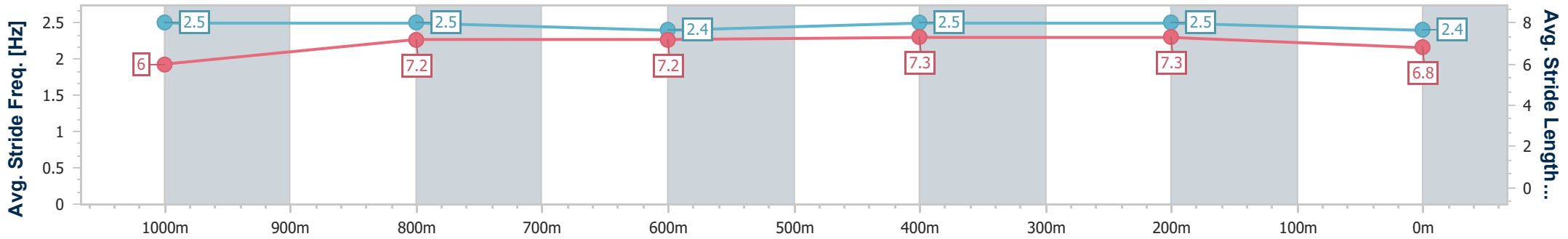
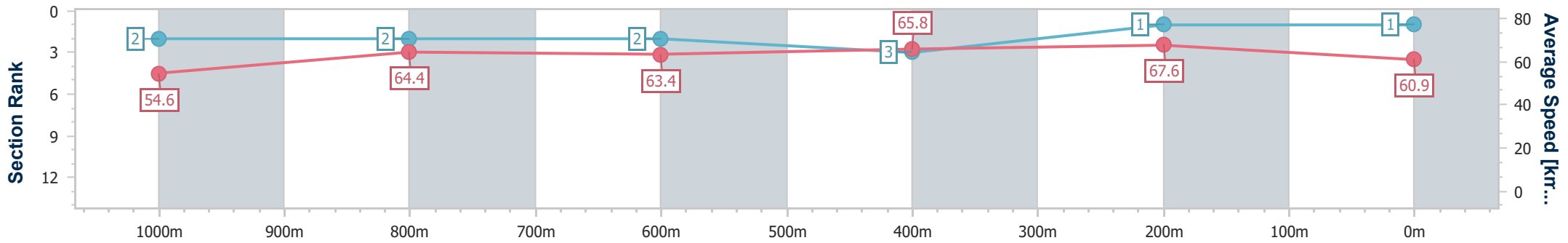
02 November 2024 - 15:53

Track Rating: Good 4, Weather: Fine, Rail Position: +1m Entire



BRISBANE RACING CLUB

Section	Overall	1000m	800m	600m	400m	200m
Section Times	1:09.96 [1] (0:13.21)	0:56.75 [2] (0:11.41)	0:45.34 [2] (0:11.66)	0:33.68 [2] (0:11.19)	0:22.49 [3] (0:10.67)	0:11.82 [1] (0:11.82)
Average Speed [km/h]	54.6	64.4	63.4	65.8	67.6	60.9
Top Speed [km/h]	66.2	65.2	64.5	67.1	69.2	65.6
Avg. Dist. to Rail [m]	1.5	4.3	5.8	4.0	3.6	5.1
Avg. Stride Freq. [Hz]	2.5	2.5	2.4	2.5	2.5	2.4
Avg. Stride Length [m]	6.0	7.2	7.2	7.3	7.3	6.8



- [] Ranking at each section and finish
- .-.- No data available at this section
- NA No data available



Horse/Jockey Name	Payline
Final Rank	2
Fastest Section Time (Section)	0:10.59 (400m)
Top Speed [km/h] (Section)	69.5 (400m)
Race State	Finished



Eagle Farm QLD Professional

Race 6: u&u Recruitment Class 3 Handicap - 1200m

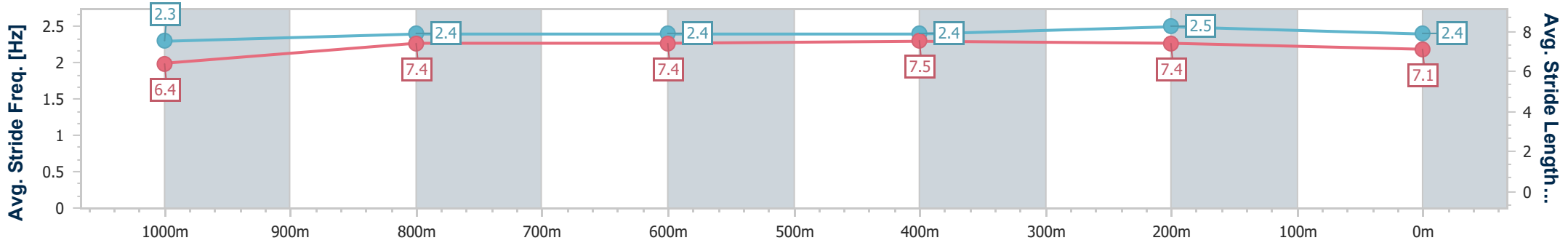
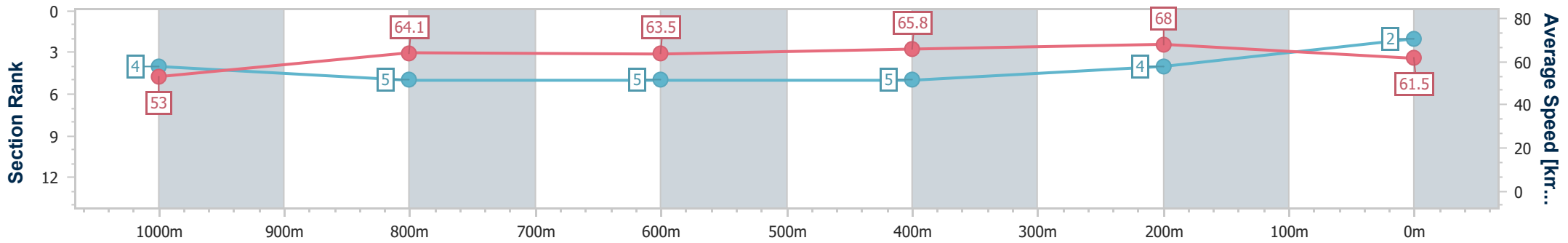
02 November 2024 - 15:53

Track Rating: Good 4, Weather: Fine, Rail Position: +1m Entire



BRISBANE RACING CLUB

Section	Overall	1000m	800m	600m	400m	200m
Section Times	1:10.00 [2] (0:13.59)	0:56.41 [4] (0:11.48)	0:44.93 [5] (0:11.56)	0:33.37 [5] (0:11.09)	0:22.28 [5] (0:10.59)	0:11.69 [4] (0:11.69)
Average Speed [km/h]	53.0	64.1	63.5	65.8	68.0	61.5
Top Speed [km/h]	65.7	65.8	65.9	68.5	69.5	65.7
Avg. Dist. to Rail [m]	1.8	4.0	3.8	3.1	6.4	6.2
Avg. Stride Freq. [Hz]	2.3	2.4	2.4	2.4	2.5	2.4
Avg. Stride Length [m]	6.4	7.4	7.4	7.5	7.4	7.1



- [] Ranking at each section and finish
- .-.- No data available at this section
- NA No data available



Horse/Jockey Name	Transatlantic
Final Rank	3
Fastest Section Time (Section)	0:10.82 (400m)
Top Speed [km/h] (Section)	68.1 (400m)
Race State	Finished



Eagle Farm QLD Professional

Race 6: u&u Recruitment Class 3 Handicap - 1200m

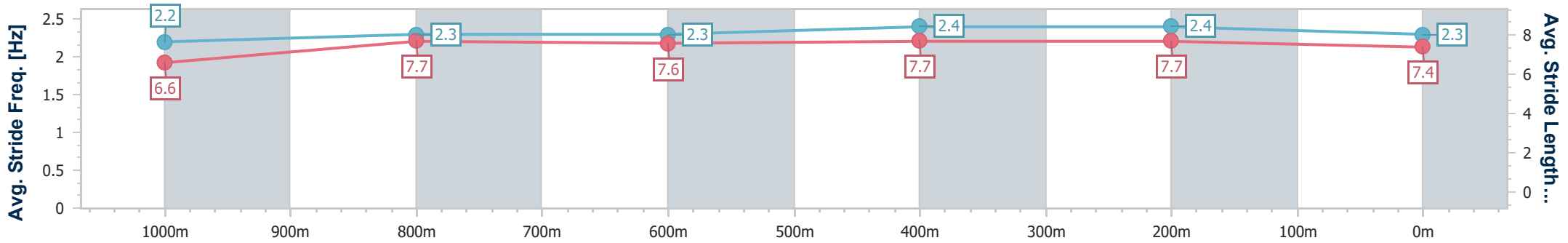
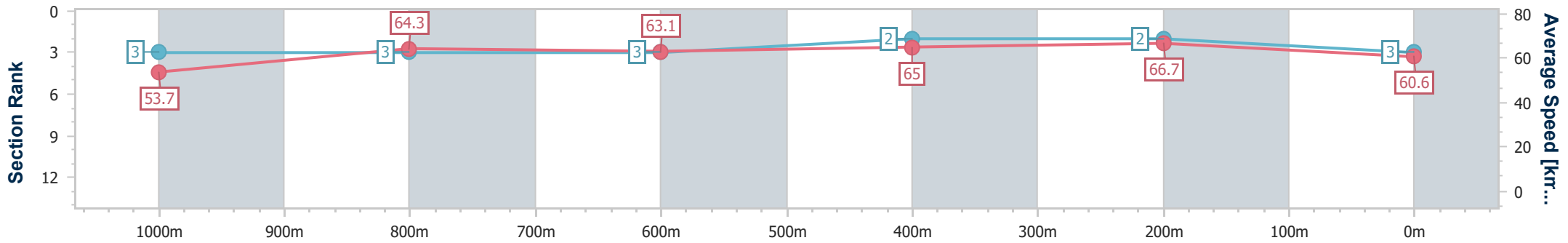
02 November 2024 - 15:53

Track Rating: Good 4, Weather: Fine, Rail Position: +1m Entire



BRISBANE RACING CLUB

Section	Overall	1000m	800m	600m	400m	200m
Section Times	1:10.14 [3] (0:13.40)	0:56.74 [3] (0:11.41)	0:45.33 [3] (0:11.49)	0:33.84 [3] (0:11.15)	0:22.69 [2] (0:10.82)	0:11.87 [2] (0:11.87)
Average Speed [km/h]	53.7	64.3	63.1	65.0	66.7	60.6
Top Speed [km/h]	66.4	66.4	64.8	66.8	68.1	64.6
Avg. Dist. to Rail [m]	3.1	3.2	1.9	1.5	3.1	4.1
Avg. Stride Freq. [Hz]	2.2	2.3	2.3	2.4	2.4	2.3
Avg. Stride Length [m]	6.6	7.7	7.6	7.7	7.7	7.4



- [] Ranking at each section and finish
- .-.- No data available at this section
- NA No data available



Horse/Jockey Name	Treporti
Final Rank	4
Fastest Section Time (Section)	0:10.82 (400m)
Top Speed [km/h] (Section)	68.4 (400m)
Race State	Finished



Eagle Farm QLD Professional

Race 6: u&u Recruitment Class 3 Handicap - 1200m

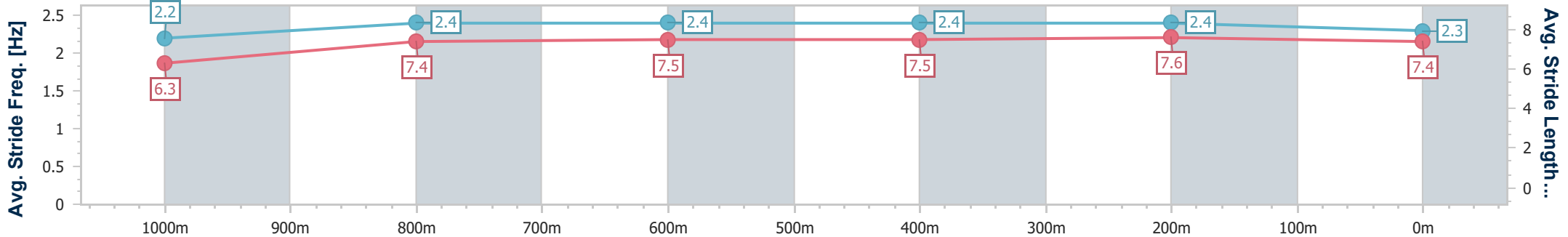
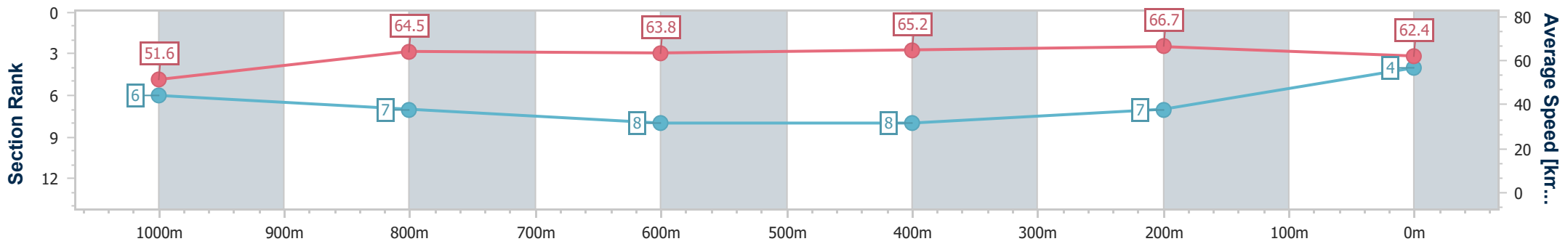
02 November 2024 - 15:53

Track Rating: Good 4, Weather: Fine, Rail Position: +1m Entire



BRISBANE RACING CLUB

Section	Overall	1000m	800m	600m	400m	200m
Section Times	1:10.35 [4] (0:13.98)	0:56.37 [6] (0:11.40)	0:44.97 [7] (0:11.45)	0:33.52 [8] (0:11.15)	0:22.37 [8] (0:10.82)	0:11.55 [7] (0:11.55)
Average Speed [km/h]	51.6	64.5	63.8	65.2	66.7	62.4
Top Speed [km/h]	64.5	66.3	65.0	67.1	68.4	64.1
Avg. Dist. to Rail [m]	3.8	3.7	3.1	2.7	3.7	3.0
Avg. Stride Freq. [Hz]	2.2	2.4	2.4	2.4	2.4	2.3
Avg. Stride Length [m]	6.3	7.4	7.5	7.5	7.6	7.4



- [] Ranking at each section and finish
- .-.- No data available at this section
- NA No data available



Horse/Jockey Name	Texas Fireball
Final Rank	5
Fastest Section Time (Section)	0:10.85 (400m)
Top Speed [km/h] (Section)	67.8 (400m)
Race State	Finished



Eagle Farm QLD Professional

Race 6: u&u Recruitment Class 3 Handicap - 1200m

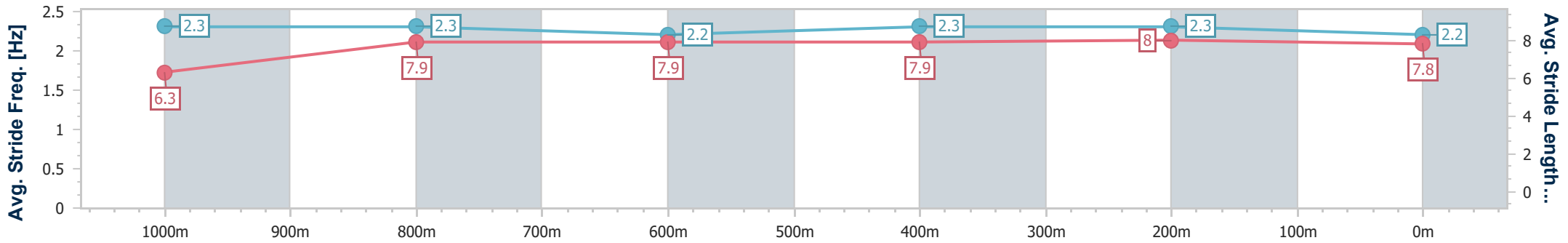
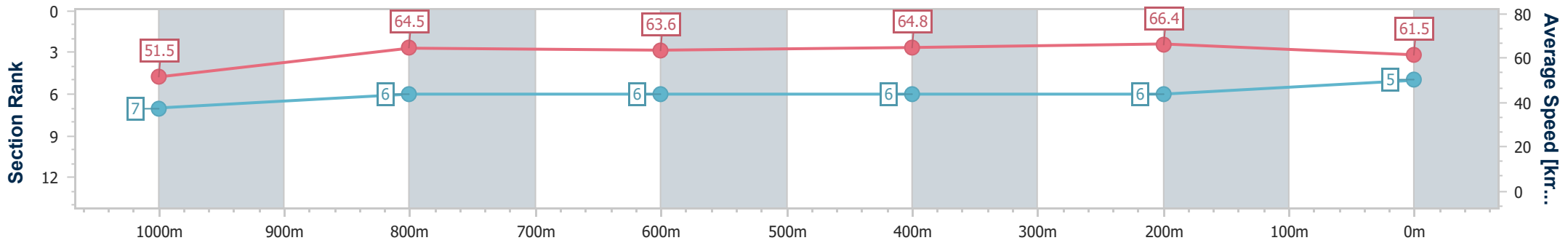
02 November 2024 - 15:53

Track Rating: Good 4, Weather: Fine, Rail Position: +1m Entire



BRISBANE RACING CLUB

Section	Overall	1000m	800m	600m	400m	200m
Section Times	1:10.36 [5] (0:14.04)	0:56.32 [7] (0:11.24)	0:45.08 [6] (0:11.39)	0:33.69 [6] (0:11.14)	0:22.55 [6] (0:10.85)	0:11.70 [6] (0:11.70)
Average Speed [km/h]	51.5	64.5	63.6	64.8	66.4	61.5
Top Speed [km/h]	64.7	66.0	64.7	66.6	67.8	64.6
Avg. Dist. to Rail [m]	1.2	1.7	1.3	0.7	1.7	2.6
Avg. Stride Freq. [Hz]	2.3	2.3	2.2	2.3	2.3	2.2
Avg. Stride Length [m]	6.3	7.9	7.9	7.9	8.0	7.8



- [] Ranking at each section and finish
- .-.- No data available at this section
- NA No data available



Horse/Jockey Name	Wonderful Rayray
Final Rank	6
Fastest Section Time (Section)	0:10.96 (400m)
Top Speed [km/h] (Section)	67.5 (400m)
Race State	Finished



Eagle Farm QLD Professional

Race 6: u&u Recruitment Class 3 Handicap - 1200m

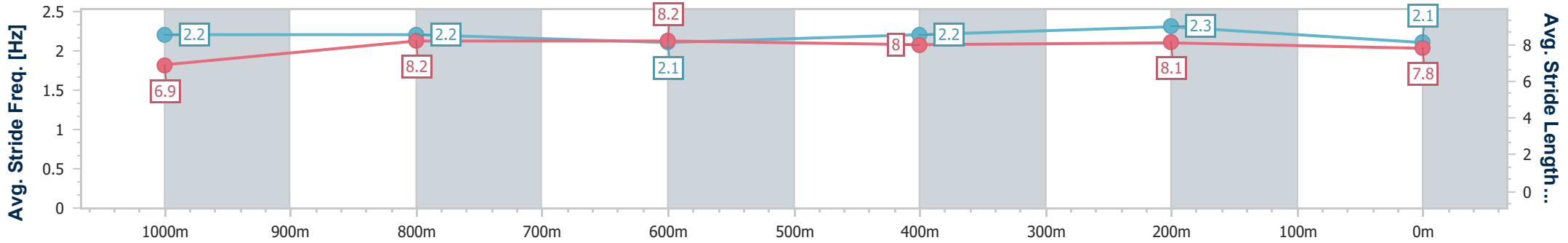
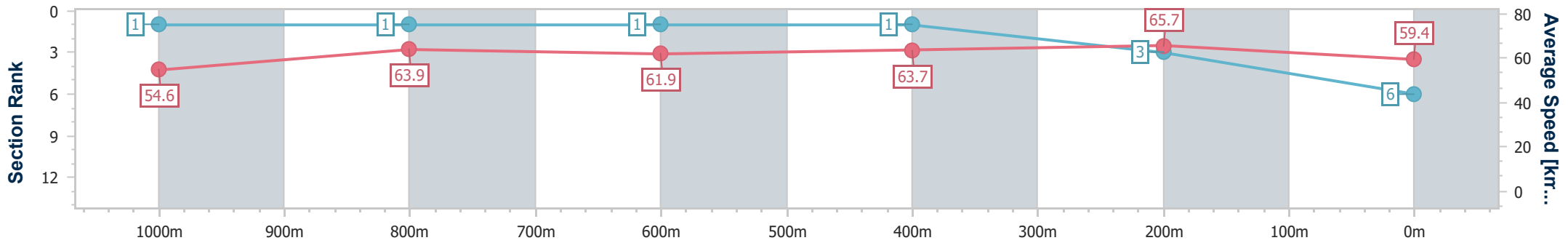
02 November 2024 - 15:53

Track Rating: Good 4, Weather: Fine, Rail Position: +1m Entire



BRISBANE RACING CLUB

Section	Overall	1000m	800m	600m	400m	200m
Section Times	1:10.38 [6] (0:13.17)	0:57.21 [1] (0:11.36)	0:45.85 [1] (0:11.59)	0:34.26 [1] (0:11.22)	0:23.04 [1] (0:10.96)	0:12.08 [3] (0:12.08)
Average Speed [km/h]	54.6	63.9	61.9	63.7	65.7	59.4
Top Speed [km/h]	67.3	65.4	62.9	65.7	67.5	64.0
Avg. Dist. to Rail [m]	4.9	1.7	0.9	2.0	0.6	2.3
Avg. Stride Freq. [Hz]	2.2	2.2	2.1	2.2	2.3	2.1
Avg. Stride Length [m]	6.9	8.2	8.2	8.0	8.1	7.8



- [] Ranking at each section and finish
- .-.- No data available at this section
- NA No data available



Horse/Jockey Name	It's Raining Again
Final Rank	7
Fastest Section Time (Section)	0:10.74 (400m)
Top Speed [km/h] (Section)	68.6 (400m)
Race State	Finished



Eagle Farm QLD Professional

Race 6: u&u Recruitment Class 3 Handicap - 1200m

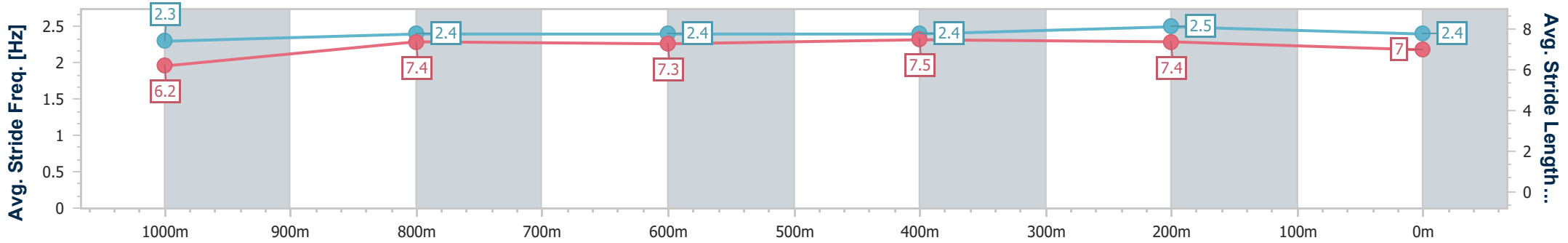
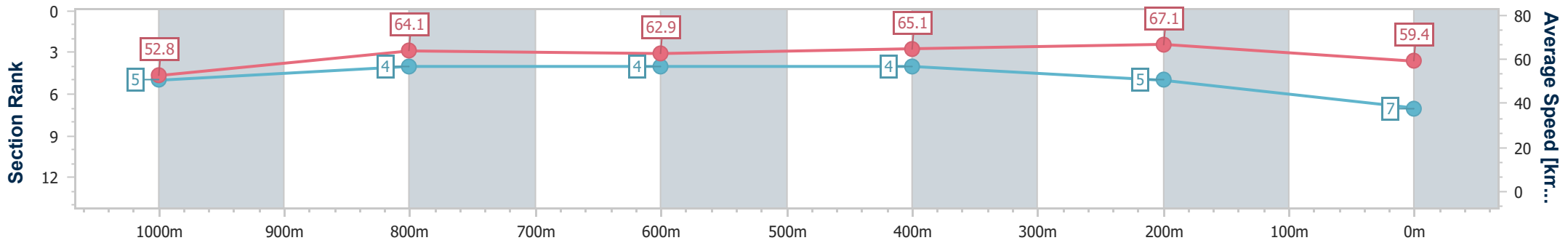
02 November 2024 - 15:53

Track Rating: Good 4, Weather: Fine, Rail Position: +1m Entire



BRISBANE RACING CLUB

Section	Overall	1000m	800m	600m	400m	200m
Section Times	1:10.55 [7] (0:13.63)	0:56.92 [5] (0:11.39)	0:45.53 [4] (0:11.54)	0:33.99 [4] (0:11.14)	0:22.85 [4] (0:10.74)	0:12.11 [5] (0:12.11)
Average Speed [km/h]	52.8	64.1	62.9	65.1	67.1	59.4
Top Speed [km/h]	65.6	66.4	65.1	67.6	68.6	63.4
Avg. Dist. to Rail [m]	2.4	2.4	1.4	1.4	1.6	1.1
Avg. Stride Freq. [Hz]	2.3	2.4	2.4	2.4	2.5	2.4
Avg. Stride Length [m]	6.2	7.4	7.3	7.5	7.4	7.0



- [] Ranking at each section and finish
- .-.- No data available at this section
- NA No data available



Horse/Jockey Name	Deferential
Final Rank	8
Fastest Section Time (Section)	0:11.03 (400m)
Top Speed [km/h] (Section)	66.8 (800m)
Race State	Finished



Eagle Farm QLD Professional

Race 6: u&u Recruitment Class 3 Handicap - 1200m

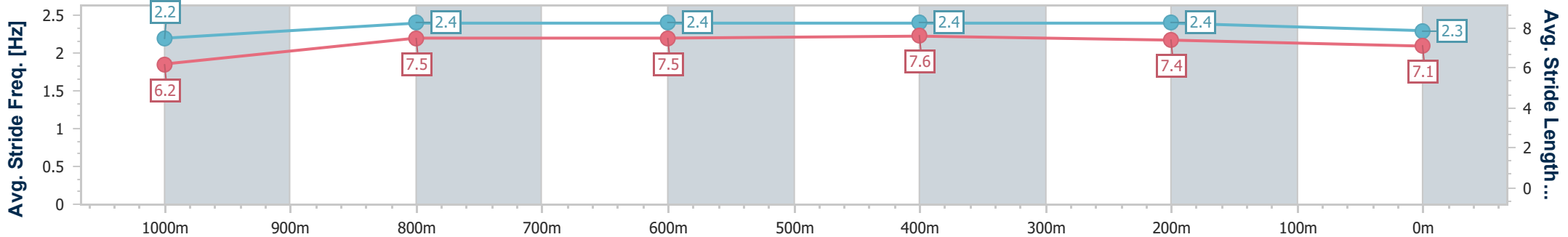
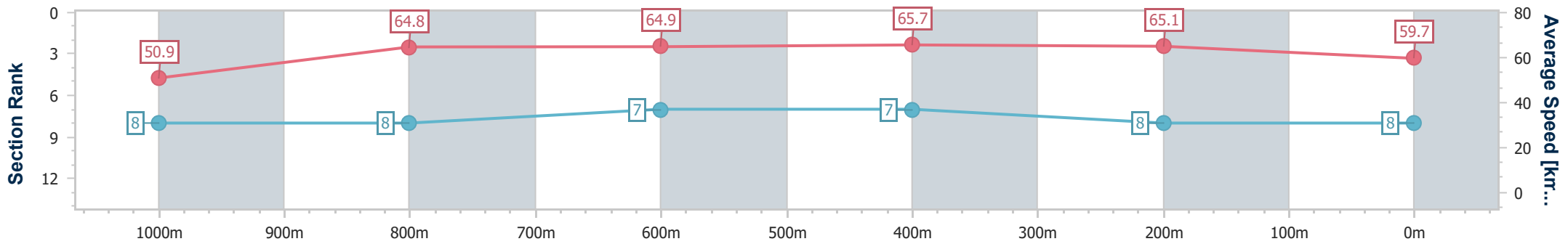
02 November 2024 - 15:53

Track Rating: Good 4, Weather: Fine, Rail Position: +1m Entire



BRISBANE RACING CLUB

Section	Overall	1000m	800m	600m	400m	200m
Section Times	1:10.98 [8] (0:14.20)	0:56.78 [8] (0:11.27)	0:45.51 [8] (0:11.23)	0:34.28 [7] (0:11.16)	0:23.12 [7] (0:11.03)	0:12.09 [8] (0:12.09)
Average Speed [km/h]	50.9	64.8	64.9	65.7	65.1	59.7
Top Speed [km/h]	64.6	66.0	66.8	66.7	66.2	62.8
Avg. Dist. to Rail [m]	2.9	2.9	3.2	3.1	5.6	6.2
Avg. Stride Freq. [Hz]	2.2	2.4	2.4	2.4	2.4	2.3
Avg. Stride Length [m]	6.2	7.5	7.5	7.6	7.4	7.1



- [] Ranking at each section and finish
- .-.- No data available at this section
- NA No data available



Eagle Farm QLD Professional

Race 7: Canadian Club BM78 Handicap - 1805m

02 November 2024 - 16:32



BRISBANE
RACING CLUB

Track Rating: Good 4, Weather: Fine, Rail Position: +1m Entire

Section		Overall	1600m	1400m	1200m	1000m	800m	600m	Last 600m				
Field Times		1:48.42 (0:14.10)	1:34.32 (0:11.46)	1:22.86 (0:11.56)	1:11.30 (0:11.77)	0:59.53 (0:12.20)	0:47.33 (0:11.97)	0:35.36 (0:11.92)	0:35.36				
Rank	TAB Horse/Jockey	Barrier	Top Speed [km/h]	Fastest Section									Distance Travelled [m]
1	3 KERCHAK Cody Collis	8	64.9 600m	0:11.29 400m	1:48.42 [1] (0:14.96)	1:33.46 [6] (0:11.58)	1:21.88 [6] (0:11.58)	1:10.30 [6] (0:11.87)	0:58.43 [6] (0:11.87)	0:46.56 [6] (0:11.92)	0:34.64 [6] (0:11.47)	0:34.64	
2	10 NAVAL SEAL Andrew Mallyon	2	64.6 1600m	0:11.43 1600m	1:48.91 [2] (0:14.72)	1:34.19 [4] (0:11.43)	1:22.76 [4] (0:11.66)	1:11.10 [4] (0:11.91)	0:59.19 [5] (0:11.97)	0:47.22 [5] (0:11.99)	0:35.23 [5] (0:11.70)	0:35.23	-4
3	11 INDY ROSE WARRIOR Robbie Dolan	4	63.8 1600m	0:11.39 1600m	1:48.98 [3] (0:14.34)	1:34.64 [2] (0:11.39)	1:23.25 [2] (0:11.59)	1:11.66 [2] (0:11.81)	0:59.85 [2] (0:12.11)	0:47.74 [2] (0:11.93)	0:35.81 [2] (0:11.81)	0:35.81	-6
4	2 WAIRERE FALLS Emily Lang	1	63.6 400m	0:11.47 1600m	1:49.15 [4] (0:14.76)	1:34.39 [5] (0:11.47)	1:22.92 [5] (0:11.62)	1:11.30 [5] (0:11.84)	0:59.46 [4] (0:11.93)	0:47.53 [4] (0:11.84)	0:35.69 [4] (0:11.78)	0:35.69	-8
5	8 EVOCATOR Luke Dempsey	7	66.8 400m	0:11.00 400m	1:49.23 [5] (0:15.32)	1:33.91 [8] (0:11.57)	1:22.34 [8] (0:11.62)	1:10.72 [8] (0:11.89)	0:58.83 [8] (0:11.85)	0:46.98 [8] (0:11.99)	0:34.99 [8] (0:11.53)	0:34.99	+0
6	1 KORUTO Jake Molloy	6	64.3 1600m	0:11.52 1600m	1:49.37 [6] (0:15.08)	1:34.29 [7] (0:11.52)	1:22.77 [7] (0:11.57)	1:11.20 [7] (0:11.89)	0:59.31 [7] (0:11.84)	0:47.47 [7] (0:11.92)	0:35.55 [7] (0:11.60)	0:35.55	-9
7	6 PAGATO Bailey Wheeler	3	64.2 1600m	0:11.46 1600m	1:51.51 [7] (0:14.10)	1:37.41 [1] (0:11.46)	1:25.95 [1] (0:11.56)	1:14.39 [1] (0:11.77)	1:02.62 [1] (0:12.20)	0:50.42 [1] (0:11.97)	0:38.45 [1] (0:12.00)	0:38.45	-8
8	9 JOHNNY DASH Martin Harley	5	67.5 1600m	0:11.31 1600m	1:54.83 [8] (0:14.57)	1:40.26 [3] (0:11.31)	1:28.95 [3] (0:11.66)	1:17.29 [3] (0:11.89)	1:05.40 [3] (0:12.02)	0:53.38 [3] (0:11.99)	0:41.39 [3] (0:12.42)	0:41.39	+1

Scratched: Belvedere Boys (#5), Twigman (#7), Chayse 'N' Artie (#4)

[] Ranking at each section and finish
 -:-:- No data available at this section
 NA No data available

SCN Saddle cloth number
 DNF Did not finish
 DNT Did not track



Eagle Farm QLD Professional

Race 7: Canadian Club BM78 Handicap - 1805m

02 November 2024 - 16:32



BRISBANE
RACING CLUB

Track Rating: Good 4, Weather: Fine, Rail Position: +1m Entire

Section				400m	200m			Last 600m			
Field Times				0:23.44 (0:11.56)	0:11.88 (0:11.88)			0:35.36			
Rank	TAB	Horse/Jockey	Barrier	Top Speed [km/h]	Fastest Section	Margin				Distance Travelled [m]	
1	3	KERCHAK Cody Collis	8	64.9 600m	0:11.29 400m	0:23.17 [4] (0:11.29)	0:11.88 [1] (0:11.88)	1:48.42		0:34.64	
2	10	NAVAL SEAL Andrew Mallyon	2	64.6 1600m	0:11.43 1600m	0:23.53 [5] (0:11.46)	0:12.07 [4] (0:12.07)	2.85L		0:35.23	-4
3	11	INDY ROSE WARRIOR Robbie Dolan	4	63.8 1600m	0:11.39 1600m	0:24.00 [1] (0:11.79)	0:12.21 [2] (0:12.21)	3.27L		0:35.81	-6
4	2	WAIRERE FALLS Emily Lang	1	63.6 400m	0:11.47 1600m	0:23.91 [3] (0:11.63)	0:12.28 [5] (0:12.28)	4.25L		0:35.69	-8
5	8	EVOCATOR Luke Dempsey	7	66.8 400m	0:11.00 400m	0:23.46 [7] (0:11.00)	0:12.46 [3] (0:12.46)	4.73L		0:34.99	+0
6	1	KORUTO Jake Molloy	6	64.3 1600m	0:11.52 1600m	0:23.95 [6] (0:11.53)	0:12.42 [6] (0:12.42)	5.56L		0:35.55	-9
7	6	PAGATO Bailey Wheeler	3	64.2 1600m	0:11.46 1600m	0:26.45 [2] (0:12.54)	0:13.91 [7] (0:13.91)	18.14L		0:38.45	-8
8	9	JOHNNY DASH Martin Harley	5	67.5 1600m	0:11.31 1600m	0:28.97 [8] (0:13.47)	0:15.50 [8] (0:15.50)	37.67L		0:41.39	+1

Scratched: Belvedere Boys (#5), Twigman (#7), Chayse 'N' Artie (#4)



Horse/Jockey Name	Kerchak
Final Rank	1
Fastest Section Time (Section)	0:11.29 (400m)
Top Speed [km/h] (Section)	64.9 (600m)
Race State	Finished



Eagle Farm QLD Professional
Race 7: Canadian Club BM78 Handicap - 1805m

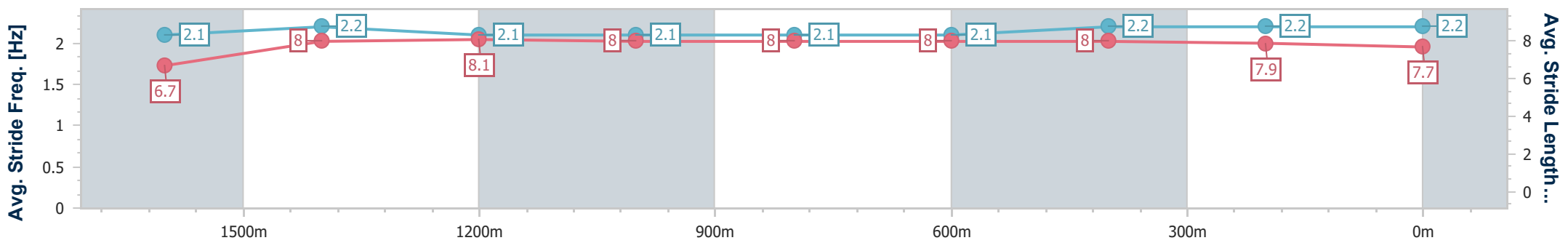
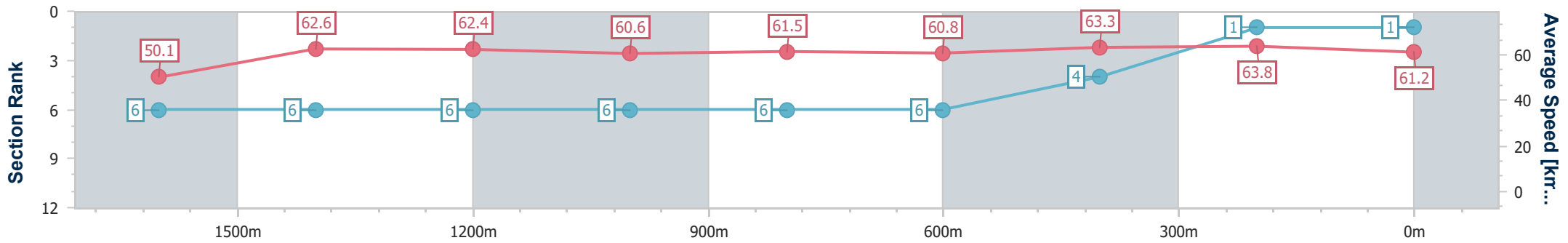
02 November 2024 - 16:32

Track Rating: Good 4, Weather: Fine, Rail Position: +1m Entire



BRISBANE
RACING CLUB

Section	Overall	1600m	1400m	1200m	1000m	800m	600m	400m	200m
Section Times	1:48.42 [1] (0:14.96)	1:33.46 [6] (0:11.58)	1:21.88 [6] (0:11.58)	1:10.30 [6] (0:11.87)	0:58.43 [6] (0:11.87)	0:46.56 [6] (0:11.92)	0:34.64 [6] (0:11.47)	0:23.17 [4] (0:11.29)	0:11.88 [1] (0:11.88)
Average Speed [km/h]	50.1	62.6	62.4	60.6	61.5	60.8	63.3	63.8	61.2
Top Speed [km/h]	60.4	63.7	63.8	62.0	62.1	61.9	64.9	64.8	61.8
Avg. Dist. to Rail [m]	5.9	2.5	2.4	2.7	2.3	1.6	2.2	5.3	6.7
Avg. Stride Freq. [Hz]	2.1	2.2	2.1	2.1	2.1	2.1	2.2	2.2	2.2
Avg. Stride Length [m]	6.7	8.0	8.1	8.0	8.0	8.0	8.0	7.9	7.7



- [] Ranking at each section and finish
- .-.- No data available at this section
- NA No data available



Horse/Jockey Name	Naval Seal
Final Rank	2
Fastest Section Time (Section)	0:11.43 (1600m)
Top Speed [km/h] (Section)	64.6 (1600m)
Race State	Finished



Eagle Farm QLD Professional
Race 7: Canadian Club BM78 Handicap - 1805m

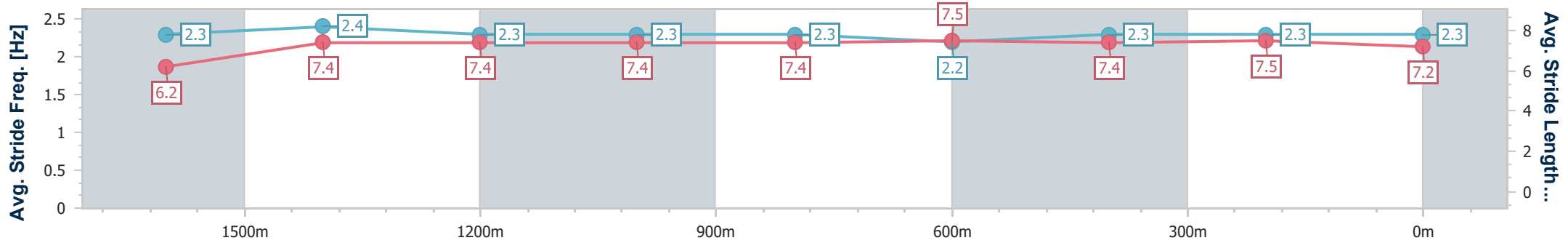
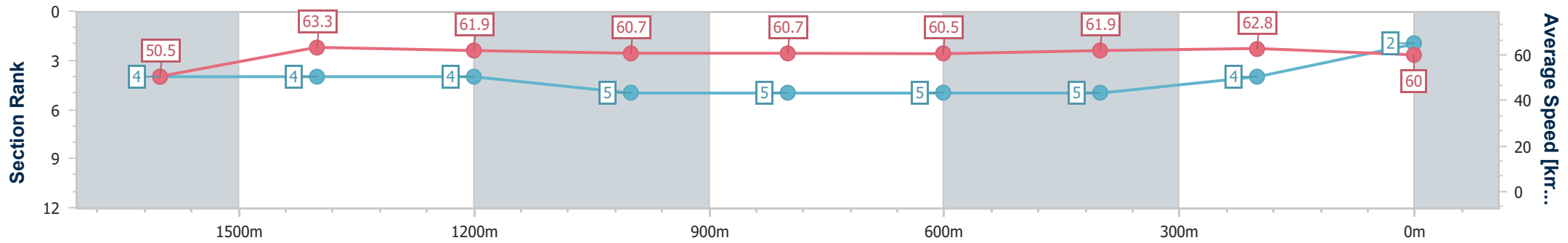
02 November 2024 - 16:32

Track Rating: Good 4, Weather: Fine, Rail Position: +1m Entire



BRISBANE RACING CLUB

Section	Overall	1600m	1400m	1200m	1000m	800m	600m	400m	200m
Section Times	1:48.91 [2] (0:14.72)	1:34.19 [4] (0:11.43)	1:22.76 [4] (0:11.66)	1:11.10 [4] (0:11.91)	0:59.19 [5] (0:11.97)	0:47.22 [5] (0:11.99)	0:35.23 [5] (0:11.70)	0:23.53 [5] (0:11.46)	0:12.07 [4] (0:12.07)
Average Speed [km/h]	50.5	63.3	61.9	60.7	60.7	60.5	61.9	62.8	60.0
Top Speed [km/h]	60.7	64.6	63.5	60.8	61.8	60.9	64.1	64.2	62.0
Avg. Dist. to Rail [m]	3.5	2.1	2.3	2.7	2.3	1.3	1.0	5.0	6.1
Avg. Stride Freq. [Hz]	2.3	2.4	2.3	2.3	2.3	2.2	2.3	2.3	2.3
Avg. Stride Length [m]	6.2	7.4	7.4	7.4	7.4	7.5	7.4	7.5	7.2



- [] Ranking at each section and finish
- .-.- No data available at this section
- NA No data available



Horse/Jockey Name	Indy Rose Warrior
Final Rank	3
Fastest Section Time (Section)	0:11.39 (1600m)
Top Speed [km/h] (Section)	63.8 (1600m)
Race State	Finished



Eagle Farm QLD Professional

Race 7: Canadian Club BM78 Handicap - 1805m

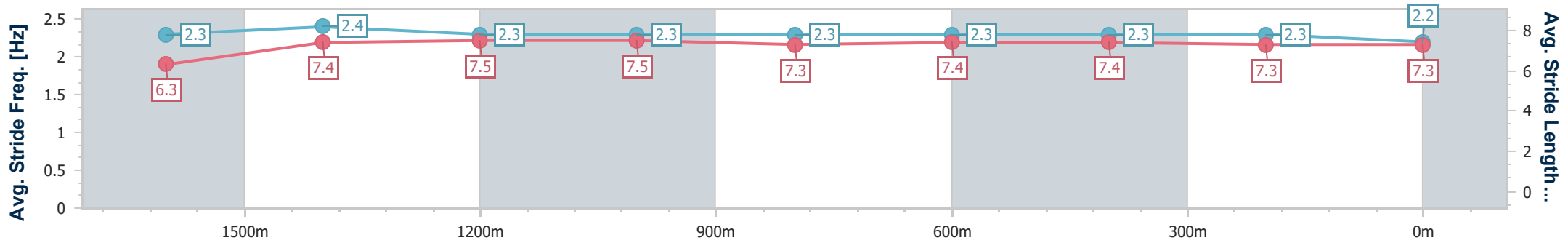
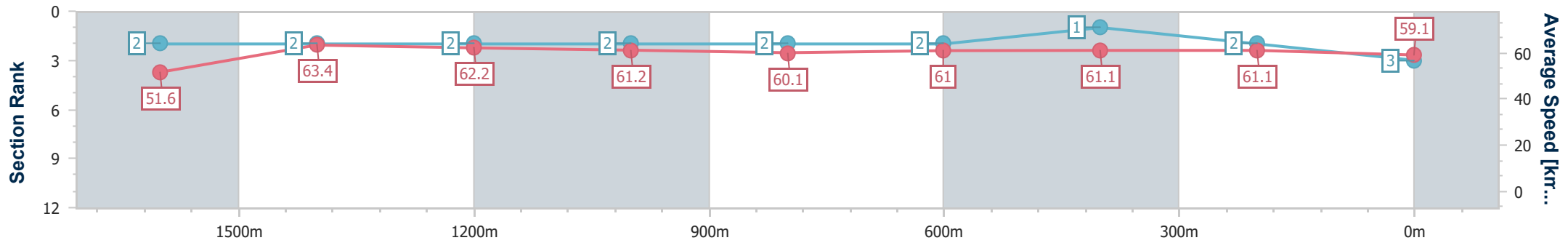
02 November 2024 - 16:32

Track Rating: Good 4, Weather: Fine, Rail Position: +1m Entire



BRISBANE RACING CLUB

Section	Overall	1600m	1400m	1200m	1000m	800m	600m	400m	200m
Section Times	1:48.98 [3] (0:14.34)	1:34.64 [2] (0:11.39)	1:23.25 [2] (0:11.59)	1:11.66 [2] (0:11.81)	0:59.85 [2] (0:12.11)	0:47.74 [2] (0:11.93)	0:35.81 [2] (0:11.81)	0:24.00 [1] (0:11.79)	0:12.21 [2] (0:12.21)
Average Speed [km/h]	51.6	63.4	62.2	61.2	60.1	61.0	61.1	61.1	59.1
Top Speed [km/h]	62.1	63.8	63.7	61.3	60.8	61.6	61.5	62.6	61.6
Avg. Dist. to Rail [m]	3.9	0.9	1.7	2.1	2.4	1.9	0.8	2.6	3.7
Avg. Stride Freq. [Hz]	2.3	2.4	2.3	2.3	2.3	2.3	2.3	2.3	2.2
Avg. Stride Length [m]	6.3	7.4	7.5	7.5	7.3	7.4	7.4	7.3	7.3



- [] Ranking at each section and finish
- .-.- No data available at this section
- NA No data available



Horse/Jockey Name	Wairere Falls
Final Rank	4
Fastest Section Time (Section)	0:11.47 (1600m)
Top Speed [km/h] (Section)	63.6 (400m)
Race State	Finished



Eagle Farm QLD Professional
Race 7: Canadian Club BM78 Handicap - 1805m

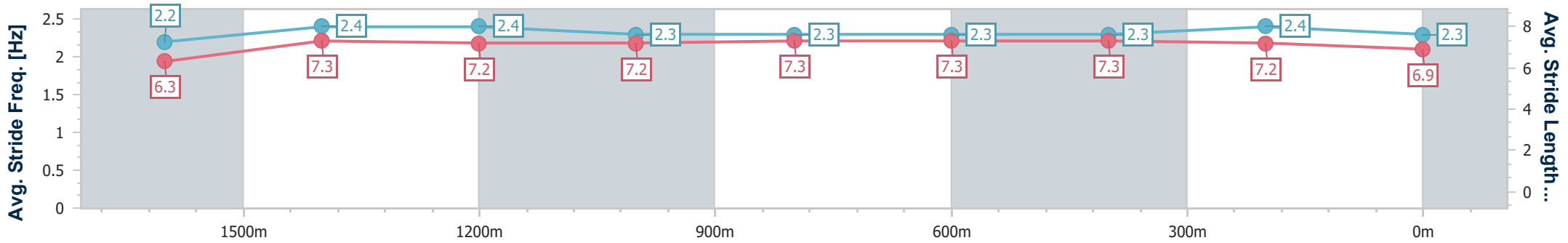
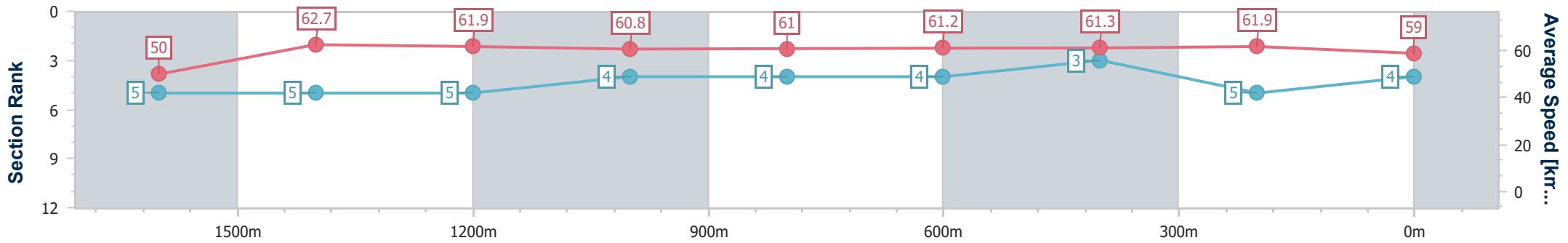
02 November 2024 - 16:32

Track Rating: Good 4, Weather: Fine, Rail Position: +1m Entire



BRISBANE RACING CLUB

Section	Overall	1600m	1400m	1200m	1000m	800m	600m	400m	200m
Section Times	1:49.15 [4] (0:14.76)	1:34.39 [5] (0:11.47)	1:22.92 [5] (0:11.62)	1:11.30 [5] (0:11.84)	0:59.46 [4] (0:11.93)	0:47.53 [4] (0:11.84)	0:35.69 [4] (0:11.78)	0:23.91 [3] (0:11.63)	0:12.28 [5] (0:12.28)
Average Speed [km/h]	50.0	62.7	61.9	60.8	61.0	61.2	61.3	61.9	59.0
Top Speed [km/h]	60.8	63.4	62.7	61.2	61.8	61.6	62.6	63.6	60.2
Avg. Dist. to Rail [m]	2.1	0.4	0.9	1.6	1.7	1.3	0.8	3.6	3.7
Avg. Stride Freq. [Hz]	2.2	2.4	2.4	2.3	2.3	2.3	2.3	2.4	2.3
Avg. Stride Length [m]	6.3	7.3	7.2	7.2	7.3	7.3	7.3	7.2	6.9



- [] Ranking at each section and finish
- .-.- No data available at this section
- NA No data available



Horse/Jockey Name	Evocator
Final Rank	5
Fastest Section Time (Section)	0:11.00 (400m)
Top Speed [km/h] (Section)	66.8 (400m)
Race State	Finished



Eagle Farm QLD Professional
Race 7: Canadian Club BM78 Handicap - 1805m

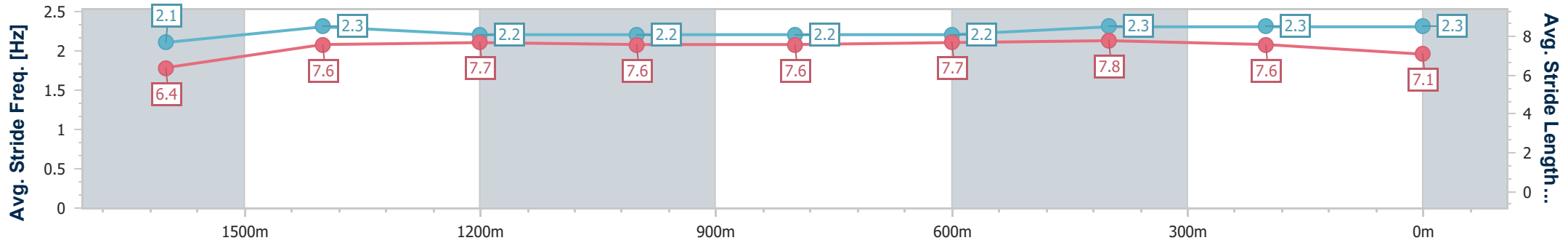
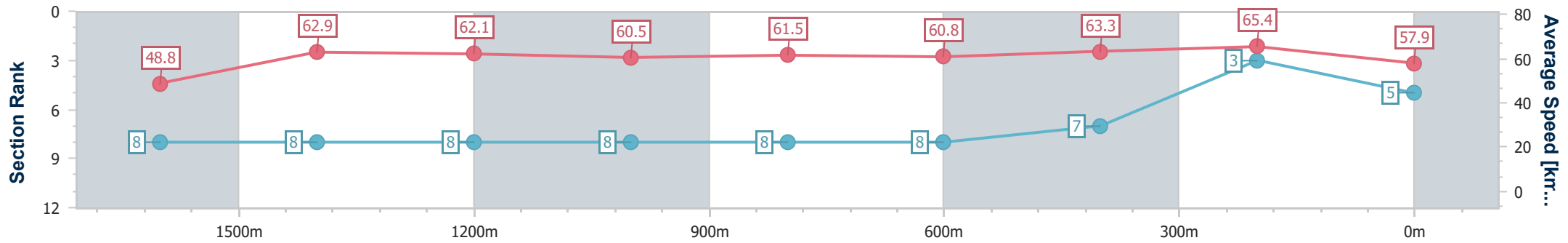
02 November 2024 - 16:32

Track Rating: Good 4, Weather: Fine, Rail Position: +1m Entire



BRISBANE
RACING CLUB

Section	Overall	1600m	1400m	1200m	1000m	800m	600m	400m	200m
Section Times	1:49.23 [5] (0:15.32)	1:33.91 [8] (0:11.57)	1:22.34 [8] (0:11.62)	1:10.72 [8] (0:11.89)	0:58.83 [8] (0:11.85)	0:46.98 [8] (0:11.99)	0:34.99 [8] (0:11.53)	0:23.46 [7] (0:11.00)	0:12.46 [3] (0:12.46)
Average Speed [km/h]	48.8	62.9	62.1	60.5	61.5	60.8	63.3	65.4	57.9
Top Speed [km/h]	61.8	64.3	64.1	62.1	62.7	61.7	64.8	66.8	63.6
Avg. Dist. to Rail [m]	6.1	2.6	2.3	2.6	2.4	2.1	2.9	6.5	7.1
Avg. Stride Freq. [Hz]	2.1	2.3	2.2	2.2	2.2	2.2	2.3	2.3	2.3
Avg. Stride Length [m]	6.4	7.6	7.7	7.6	7.6	7.7	7.8	7.6	7.1



- [] Ranking at each section and finish
- .-.- No data available at this section
- NA No data available



Horse/Jockey Name	Koruto
Final Rank	6
Fastest Section Time (Section)	0:11.52 (1600m)
Top Speed [km/h] (Section)	64.3 (1600m)
Race State	Finished



Eagle Farm QLD Professional
Race 7: Canadian Club BM78 Handicap - 1805m

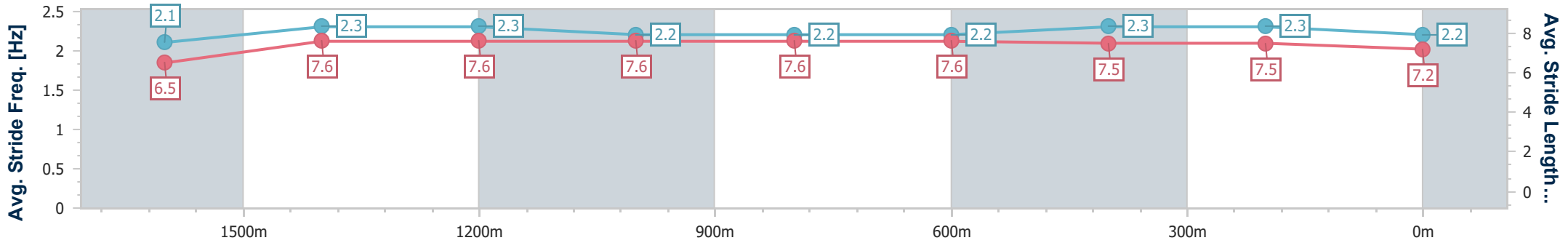
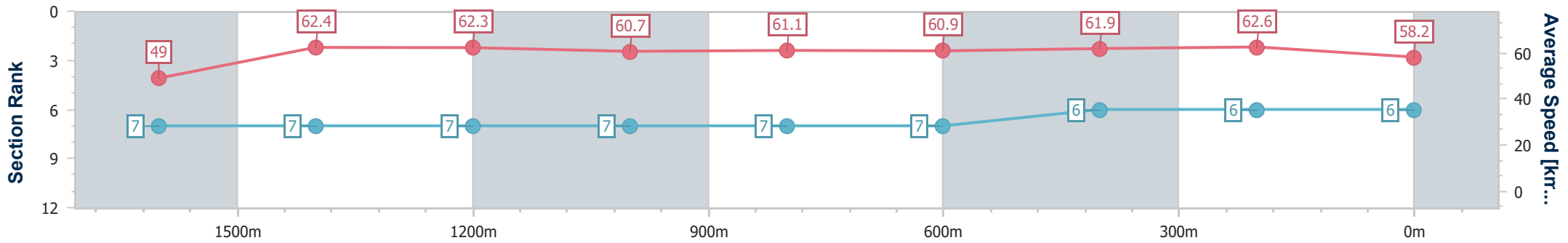
02 November 2024 - 16:32

Track Rating: Good 4, Weather: Fine, Rail Position: +1m Entire



BRISBANE
RACING CLUB

Section	Overall	1600m	1400m	1200m	1000m	800m	600m	400m	200m
Section Times	1:49.37 [6] (0:15.08)	1:34.29 [7] (0:11.52)	1:22.77 [7] (0:11.57)	1:11.20 [7] (0:11.89)	0:59.31 [7] (0:11.84)	0:47.47 [7] (0:11.92)	0:35.55 [7] (0:11.60)	0:23.95 [6] (0:11.53)	0:12.42 [6] (0:12.42)
Average Speed [km/h]	49.0	62.4	62.3	60.7	61.1	60.9	61.9	62.6	58.2
Top Speed [km/h]	60.0	64.3	63.5	61.7	62.0	61.7	63.4	63.7	61.6
Avg. Dist. to Rail [m]	4.3	0.3	0.6	1.5	1.5	1.1	0.3	2.2	2.3
Avg. Stride Freq. [Hz]	2.1	2.3	2.3	2.2	2.2	2.2	2.3	2.3	2.2
Avg. Stride Length [m]	6.5	7.6	7.6	7.6	7.6	7.6	7.5	7.5	7.2



- [] Ranking at each section and finish
- .-.- No data available at this section
- NA No data available



Horse/Jockey Name	Pagato
Final Rank	7
Fastest Section Time (Section)	0:11.46 (1600m)
Top Speed [km/h] (Section)	64.2 (1600m)
Race State	Finished



Eagle Farm QLD Professional

Race 7: Canadian Club BM78 Handicap - 1805m

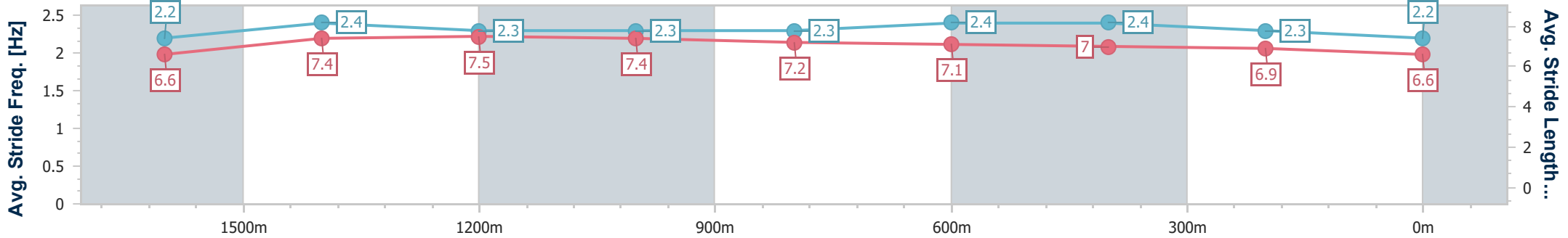
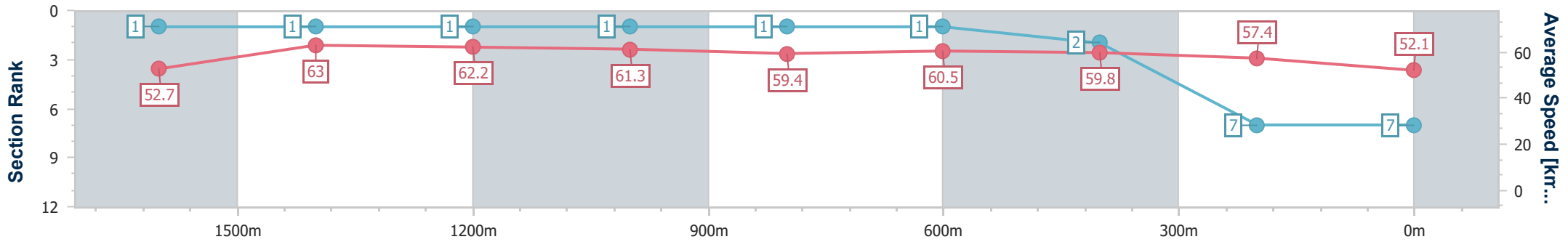
02 November 2024 - 16:32

Track Rating: Good 4, Weather: Fine, Rail Position: +1m Entire



BRISBANE RACING CLUB

Section	Overall	1600m	1400m	1200m	1000m	800m	600m	400m	200m
Section Times	1:51.51 [7] (0:14.10)	1:37.41 [1] (0:11.46)	1:25.95 [1] (0:11.56)	1:14.39 [1] (0:11.77)	1:02.62 [1] (0:12.20)	0:50.42 [1] (0:11.97)	0:38.45 [1] (0:12.00)	0:26.45 [2] (0:12.54)	0:13.91 [7] (0:13.91)
Average Speed [km/h]	52.7	63.0	62.2	61.3	59.4	60.5	59.8	57.4	52.1
Top Speed [km/h]	62.2	64.2	63.6	62.0	60.4	61.1	60.8	59.6	54.6
Avg. Dist. to Rail [m]	3.4	0.9	1.6	1.8	1.3	1.0	0.6	0.3	0.5
Avg. Stride Freq. [Hz]	2.2	2.4	2.3	2.3	2.3	2.4	2.4	2.3	2.2
Avg. Stride Length [m]	6.6	7.4	7.5	7.4	7.2	7.1	7.0	6.9	6.6



- [] Ranking at each section and finish
- .-.- No data available at this section
- NA No data available



Horse/Jockey Name	Johnny Dash
Final Rank	8
Fastest Section Time (Section)	0:11.31 (1600m)
Top Speed [km/h] (Section)	67.5 (1600m)
Race State	Finished



Eagle Farm QLD Professional
Race 7: Canadian Club BM78 Handicap - 1805m

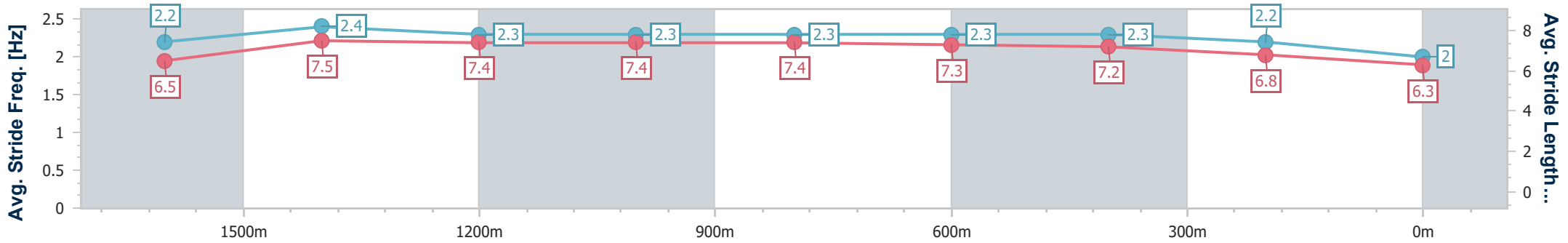
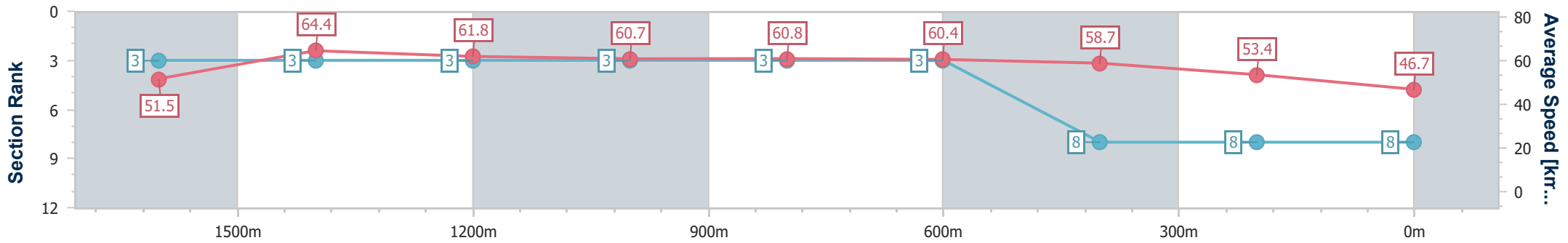
02 November 2024 - 16:32

Track Rating: Good 4, Weather: Fine, Rail Position: +1m Entire



BRISBANE
RACING CLUB

Section	Overall	1600m	1400m	1200m	1000m	800m	600m	400m	200m				
Section Times	1:54.83 [8] (0:14.57)	1:40.26 [3] (0:11.31)	1:28.95 [3] (0:11.66)	1:17.29 [3] (0:11.89)	1:05.40 [3] (0:12.02)	0:53.38 [3] (0:11.99)	0:41.39 [3] (0:12.42)	0:28.97 [8] (0:13.47)	0:15.50 [8] (0:15.50)				
Average Speed [km/h]	51.5	64.4	61.8	60.7	60.8	60.4	58.7	53.4	46.7				
Top Speed [km/h]	67.4	67.5	62.7	61.1	60.9	61.0	60.0	57.7	48.8				
Avg. Dist. to Rail [m]	6.3	3.3	2.7	3.0	2.6	1.9	2.1	6.3	5.0				
Avg. Stride Freq. [Hz]	2.2	2.4	2.3	2.3	2.3	2.3	2.3	2.2	2.0				
Avg. Stride Length [m]	6.5	7.5	7.4	7.4	7.4	7.3	7.2	6.8	6.3				



- [] Ranking at each section and finish
- .-.- No data available at this section
- NA No data available



Eagle Farm QLD Professional

Race 8: Ladbrokes Own Spring BM78 Handicap - 1400m

02 November 2024 - 17:12



BRISBANE
RACING CLUB

Track Rating: Good 4, Weather: Fine, Rail Position: +1m Entire

Section		Overall	1200m	1000m	800m	600m	400m	Last 600m				
Field Times		1:23.72 (0:14.19)	1:09.53 (0:11.39)	0:58.14 (0:11.54)	0:46.60 (0:11.87)	0:34.73 (0:11.70)	0:23.03 (0:11.06)	0:34.73				
Rank	TAB Horse/Jockey	Barrier	Top Speed [km/h]	Fastest Section	Distance Travelled [m]							
1	11 AMERICAN PRESIDENT Luke Tarrant	6	65.4 400m	0:11.15 400m	1:23.72 [1] (0:14.19)	1:09.53 [1] (0:11.39)	0:58.14 [1] (0:11.54)	0:46.60 [1] (0:11.87)	0:34.73 [1] (0:11.70)	0:23.03 [1] (0:11.15)	0:34.73	
2	6 OUR MAGNUS Cody Collis	5	66.5 600m	0:11.07 400m	1:23.74 [2] (0:14.35)	1:09.39 [2] (0:11.56)	0:57.83 [2] (0:11.62)	0:46.21 [2] (0:11.72)	0:34.49 [2] (0:11.45)	0:23.04 [2] (0:11.07)	0:34.49	-2
3	9 OCEAN ZAR Nikita Beriman	4	66.7 400m	0:10.97 400m	1:23.74 [3] (0:14.62)	1:09.12 [3] (0:11.76)	0:57.36 [3] (0:11.74)	0:45.62 [4] (0:11.47)	0:34.15 [4] (0:11.19)	0:22.96 [3] (0:10.97)	0:34.15	-2
4	7 STARRY EYES Ron Stewart	7	66.0 400m	0:11.15 400m	1:24.12 [4] (0:14.85)	1:09.27 [5] (0:11.80)	0:57.47 [5] (0:11.65)	0:45.82 [5] (0:11.42)	0:34.40 [5] (0:11.27)	0:23.13 [5] (0:11.15)	0:34.40	-4
5	8 TEXAS Samantha Collett	3	66.9 400m	0:10.97 400m	1:24.29 [5] (0:14.95)	1:09.34 [6] (0:11.78)	0:57.56 [6] (0:11.57)	0:45.99 [6] (0:11.63)	0:34.36 [6] (0:11.19)	0:23.17 [6] (0:10.97)	0:34.36	-8
6	1 ENCODER Boris Thornton	1	66.1 400m	0:11.21 400m	1:24.39 [6] (0:14.67)	1:09.72 [4] (0:11.79)	0:57.93 [4] (0:11.63)	0:46.30 [3] (0:11.49)	0:34.81 [3] (0:11.26)	0:23.55 [4] (0:11.21)	0:34.81	-11

Scratched: Rainbow Connection (#3), Anythink Goes (#4), Naval Trader (#2), Tojaki (#5), Zakiyya (#10)

[] Ranking at each section and finish
 -:-:- No data available at this section
 NA No data available

SCN Saddle cloth number
 DNF Did not finish
 DNT Did not track



Eagle Farm QLD Professional

Race 8: Ladbrokes Own Spring BM78 Handicap - 1400m

02 November 2024 - 17:12



BRISBANE
RACING CLUB

Track Rating: Good 4, Weather: Fine, Rail Position: +1m Entire

Section				200m				Last 600m	
Field Times				0:11.97 (0:11.97)				0:34.73	
Rank	TAB	Horse/Jockey	Barrier	Top Speed [km/h]	Fastest Section	Margin			Distance Travelled [m]
1	11	AMERICAN PRESIDENT Luke Tarrant	6	65.4 400m	0:11.15 400m	0:11.88 [3] (0:11.88)	1:23.72		0:34.73
2	6	OUR MAGNUS Cody Collis	5	66.5 600m	0:11.07 400m	0:11.97 [2] (0:11.97)	0.09L		0:34.49 -2
3	9	OCEAN ZAR Nikita Beriman	4	66.7 400m	0:10.97 400m	0:11.99 [1] (0:11.99)	0.12L		0:34.15 -2
4	7	STARRY EYES Ron Stewart	7	66.0 400m	0:11.15 400m	0:11.98 [6] (0:11.98)	2.36L		0:34.40 -4
5	8	TEXAS Samantha Collett	3	66.9 400m	0:10.97 400m	0:12.20 [5] (0:12.20)	3.32L		0:34.36 -8
6	1	ENCODER Boris Thornton	1	66.1 400m	0:11.21 400m	0:12.34 [4] (0:12.34)	3.91L		0:34.81 -11

Scratched: Rainbow Connection (#3), Anythink Goes (#4), Naval Trader (#2), Tojaki (#5), Zakiyya (#10)

[] Ranking at each section and finish
 -:-:- No data available at this section
 NA No data available

SCN Saddle cloth number
 DNF Did not finish
 DNT Did not track



Horse/Jockey Name	American President
Final Rank	1
Fastest Section Time (Section)	0:11.15 (400m)
Top Speed [km/h] (Section)	65.4 (400m)
Race State	Finished



Eagle Farm QLD Professional

Race 8: Ladbrokes Own Spring BM78 Handicap - 1400m

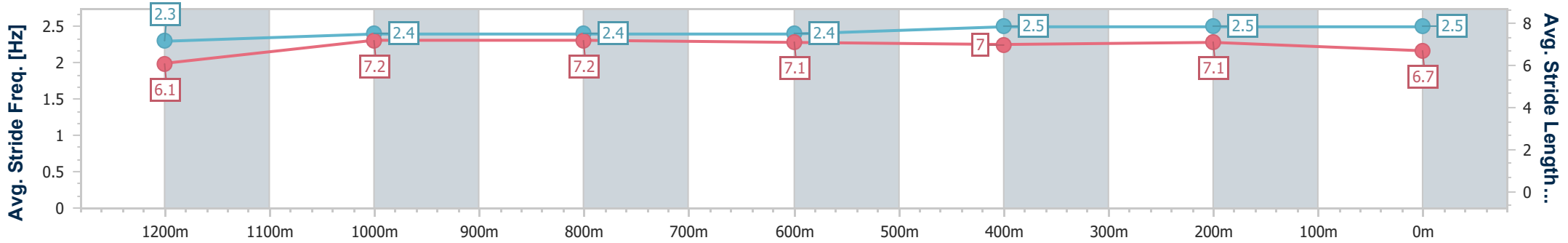
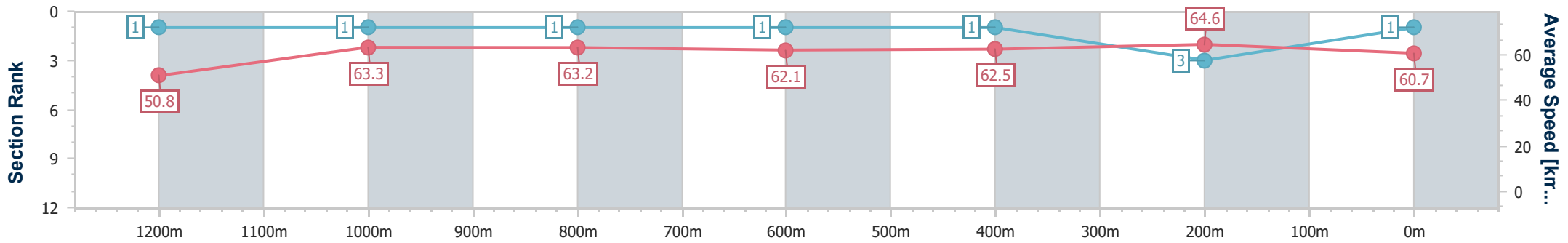
02 November 2024 - 17:12

Track Rating: Good 4, Weather: Fine, Rail Position: +1m Entire



BRISBANE RACING CLUB

Section	Overall	1200m	1000m	800m	600m	400m	200m
Section Times	1:23.72 [1] (0:14.19)	1:09.53 [1] (0:11.39)	0:58.14 [1] (0:11.54)	0:46.60 [1] (0:11.87)	0:34.73 [1] (0:11.70)	0:23.03 [1] (0:11.15)	0:11.88 [3] (0:11.88)
Average Speed [km/h]	50.8	63.3	63.2	62.1	62.5	64.6	60.7
Top Speed [km/h]	64.1	64.6	64.1	63.2	65.1	65.4	63.2
Avg. Dist. to Rail [m]	5.3	1.2	2.4	5.6	2.9	0.8	2.2
Avg. Stride Freq. [Hz]	2.3	2.4	2.4	2.4	2.5	2.5	2.5
Avg. Stride Length [m]	6.1	7.2	7.2	7.1	7.0	7.1	6.7



- [] Ranking at each section and finish
- .-.- No data available at this section
- NA No data available



Horse/Jockey Name	Our Magnus
Final Rank	2
Fastest Section Time (Section)	0:11.07 (400m)
Top Speed [km/h] (Section)	66.5 (600m)
Race State	Finished



Eagle Farm QLD Professional

Race 8: Ladbrokes Own Spring BM78 Handicap - 1400m

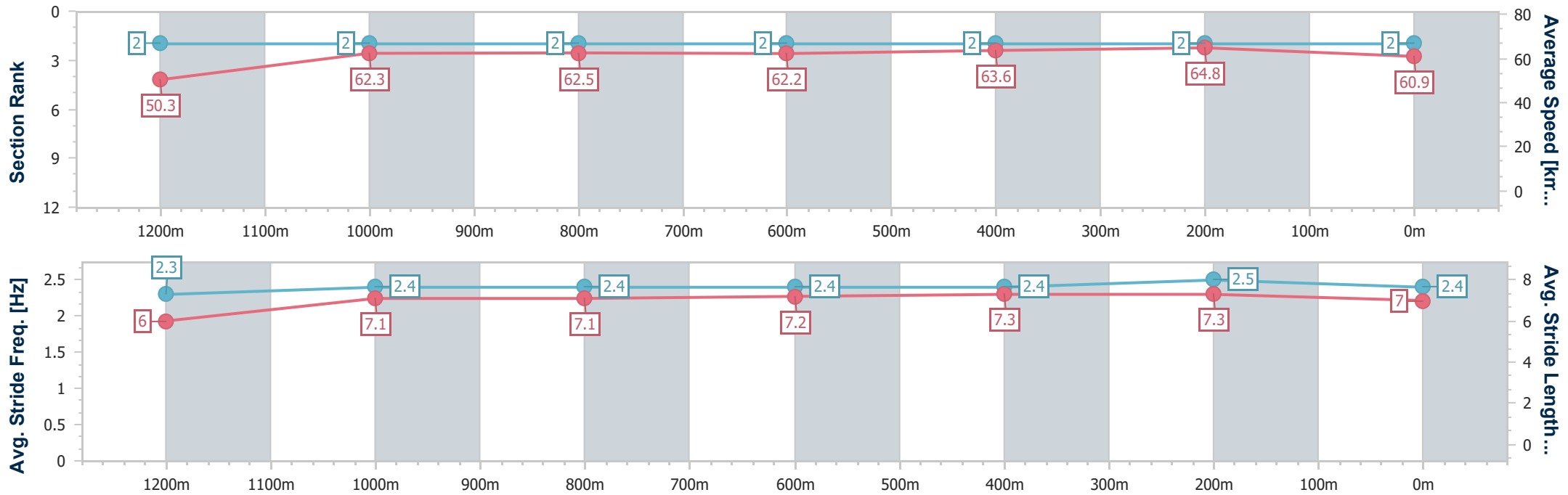
02 November 2024 - 17:12

Track Rating: Good 4, Weather: Fine, Rail Position: +1m Entire



BRISBANE RACING CLUB

Section	Overall	1200m	1000m	800m	600m	400m	200m
Section Times	1:23.74 [2] (0:14.35)	1:09.39 [2] (0:11.56)	0:57.83 [2] (0:11.62)	0:46.21 [2] (0:11.72)	0:34.49 [2] (0:11.45)	0:23.04 [2] (0:11.07)	0:11.97 [2] (0:11.97)
Average Speed [km/h]	50.3	62.3	62.5	62.2	63.6	64.8	60.9
Top Speed [km/h]	62.8	63.2	63.9	63.9	66.5	66.5	64.5
Avg. Dist. to Rail [m]	4.1	1.4	1.0	3.2	2.3	2.5	2.0
Avg. Stride Freq. [Hz]	2.3	2.4	2.4	2.4	2.4	2.5	2.4
Avg. Stride Length [m]	6.0	7.1	7.1	7.2	7.3	7.3	7.0



- [] Ranking at each section and finish
- .-.-.- No data available at this section
- NA No data available



Horse/Jockey Name	Ocean Zar
Final Rank	3
Fastest Section Time (Section)	0:10.97 (400m)
Top Speed [km/h] (Section)	66.7 (400m)
Race State	Finished



Eagle Farm QLD Professional

Race 8: Ladbrokes Own Spring BM78 Handicap - 1400m

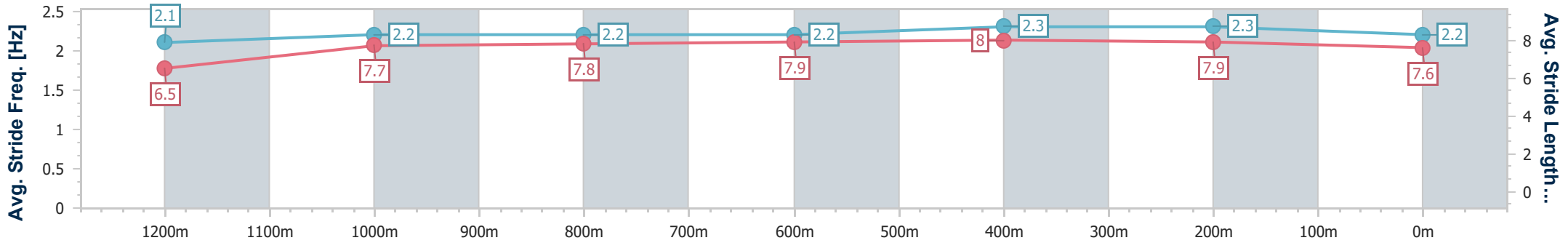
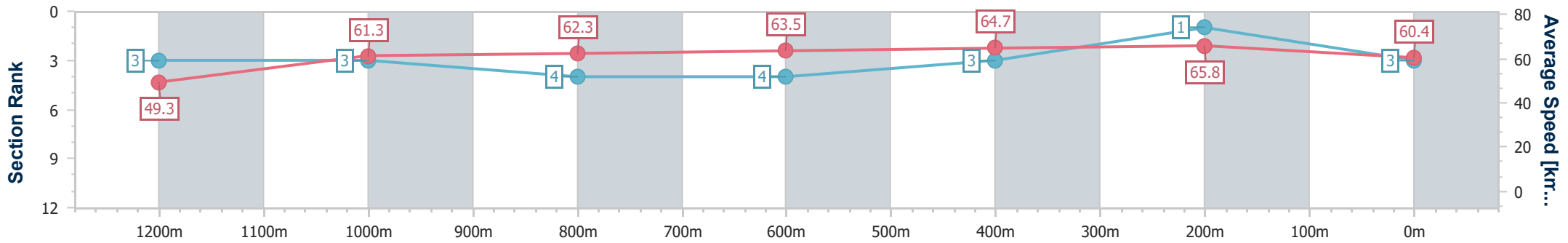
02 November 2024 - 17:12

Track Rating: Good 4, Weather: Fine, Rail Position: +1m Entire



BRISBANE RACING CLUB

Section	Overall	1200m	1000m	800m	600m	400m	200m
Section Times	1:23.74 [3] (0:14.62)	1:09.12 [3] (0:11.76)	0:57.36 [3] (0:11.74)	0:45.62 [4] (0:11.47)	0:34.15 [4] (0:11.19)	0:22.96 [3] (0:10.97)	0:11.99 [1] (0:11.99)
Average Speed [km/h]	49.3	61.3	62.3	63.5	64.7	65.8	60.4
Top Speed [km/h]	60.7	61.7	63.3	64.7	66.4	66.7	63.9
Avg. Dist. to Rail [m]	3.5	2.4	3.3	2.7	1.2	2.5	1.3
Avg. Stride Freq. [Hz]	2.1	2.2	2.2	2.2	2.3	2.3	2.2
Avg. Stride Length [m]	6.5	7.7	7.8	7.9	8.0	7.9	7.6



- [] Ranking at each section and finish
- .-.- No data available at this section
- NA No data available



Horse/Jockey Name	Starry Eyes
Final Rank	4
Fastest Section Time (Section)	0:11.15 (400m)
Top Speed [km/h] (Section)	66.0 (400m)
Race State	Finished



Eagle Farm QLD Professional

Race 8: Ladbrokes Own Spring BM78 Handicap - 1400m

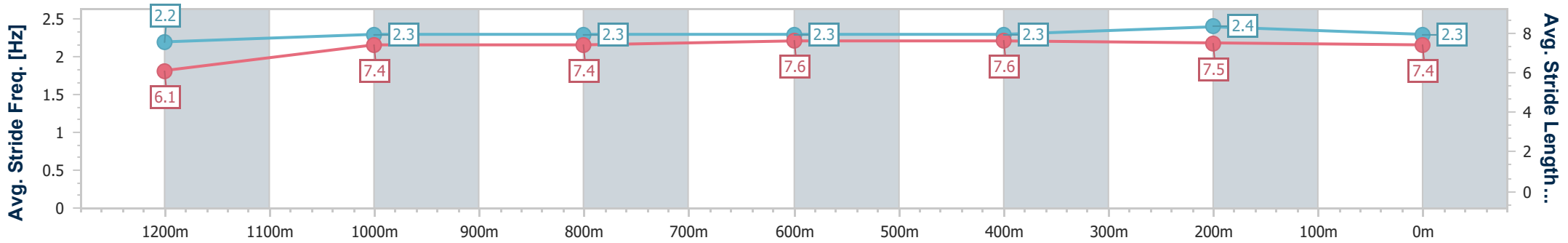
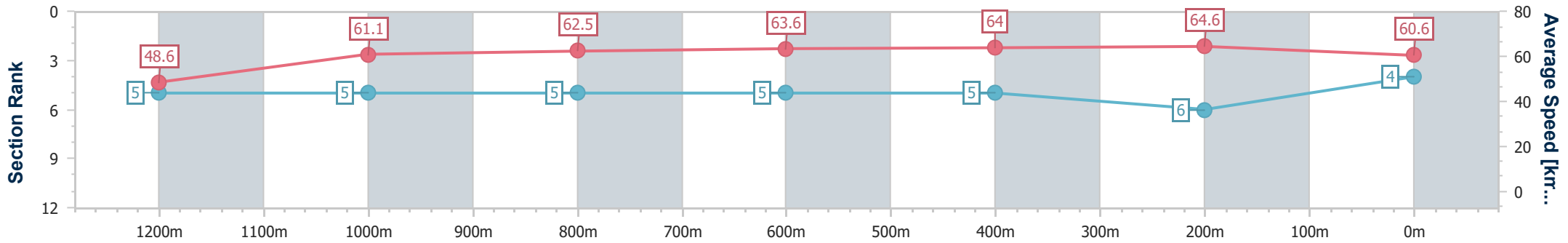
02 November 2024 - 17:12

Track Rating: Good 4, Weather: Fine, Rail Position: +1m Entire



BRISBANE RACING CLUB

Section	Overall	1200m	1000m	800m	600m	400m	200m
Section Times	1:24.12 [4] (0:14.85)	1:09.27 [5] (0:11.80)	0:57.47 [5] (0:11.65)	0:45.82 [5] (0:11.42)	0:34.40 [5] (0:11.27)	0:23.13 [5] (0:11.15)	0:11.98 [6] (0:11.98)
Average Speed [km/h]	48.6	61.1	62.5	63.6	64.0	64.6	60.6
Top Speed [km/h]	60.0	61.6	64.7	64.3	65.5	66.0	63.5
Avg. Dist. to Rail [m]	5.9	2.6	2.2	1.4	1.0	4.9	5.8
Avg. Stride Freq. [Hz]	2.2	2.3	2.3	2.3	2.3	2.4	2.3
Avg. Stride Length [m]	6.1	7.4	7.4	7.6	7.6	7.5	7.4



- [] Ranking at each section and finish
- .-.- No data available at this section
- NA No data available



Horse/Jockey Name	Texas
Final Rank	5
Fastest Section Time (Section)	0:10.97 (400m)
Top Speed [km/h] (Section)	66.9 (400m)
Race State	Finished



Eagle Farm QLD Professional

Race 8: Ladbrokes Own Spring BM78 Handicap - 1400m

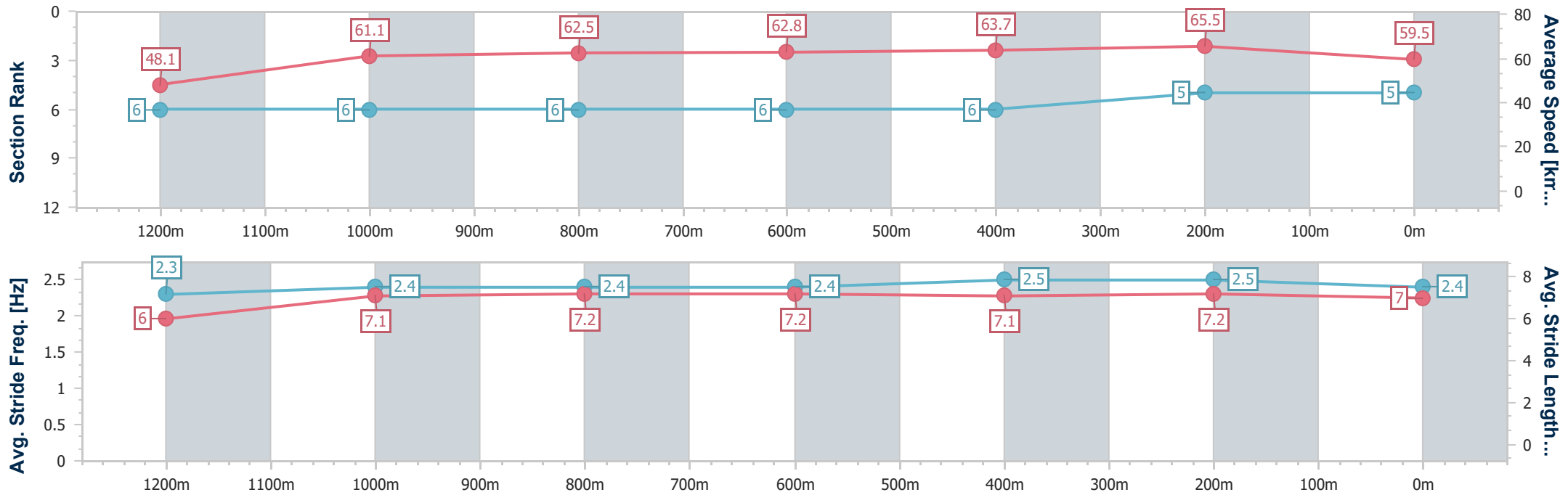
02 November 2024 - 17:12

Track Rating: Good 4, Weather: Fine, Rail Position: +1m Entire



BRISBANE RACING CLUB

Section	Overall	1200m	1000m	800m	600m	400m	200m
Section Times	1:24.29 [5] (0:14.95)	1:09.34 [6] (0:11.78)	0:57.56 [6] (0:11.57)	0:45.99 [6] (0:11.63)	0:34.36 [6] (0:11.19)	0:23.17 [6] (0:10.97)	0:12.20 [5] (0:12.20)
Average Speed [km/h]	48.1	61.1	62.5	62.8	63.7	65.5	59.5
Top Speed [km/h]	59.8	62.4	64.2	64.6	66.0	66.9	62.9
Avg. Dist. to Rail [m]	2.6	1.4	1.0	2.5	1.9	1.6	1.9
Avg. Stride Freq. [Hz]	2.3	2.4	2.4	2.4	2.5	2.5	2.4
Avg. Stride Length [m]	6.0	7.1	7.2	7.2	7.1	7.2	7.0



- [] Ranking at each section and finish
- .-.- No data available at this section
- NA No data available



Horse/Jockey Name	Encoder
Final Rank	6
Fastest Section Time (Section)	0:11.21 (400m)
Top Speed [km/h] (Section)	66.1 (400m)
Race State	Finished



Eagle Farm QLD Professional

Race 8: Ladbrokes Own Spring BM78 Handicap - 1400m

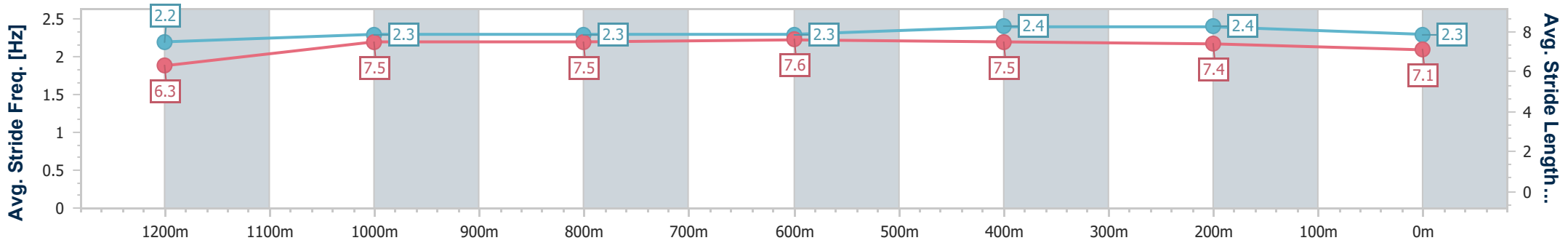
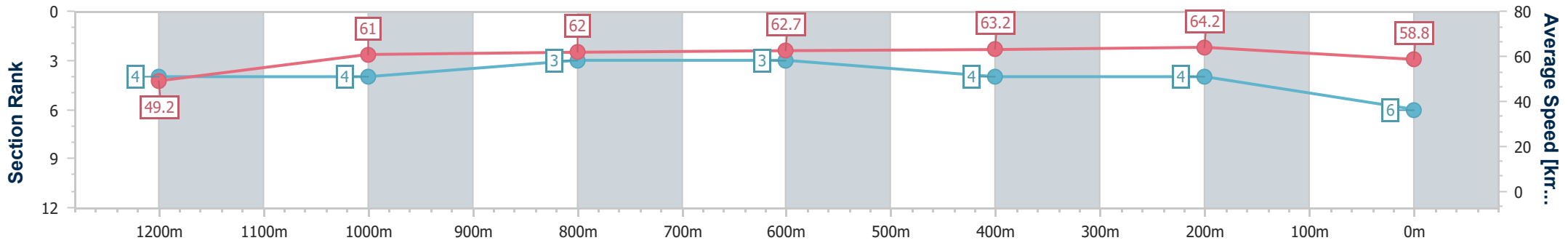
02 November 2024 - 17:12

Track Rating: Good 4, Weather: Fine, Rail Position: +1m Entire



BRISBANE RACING CLUB

Section	Overall	1200m	1000m	800m	600m	400m	200m
Section Times	1:24.39 [6] (0:14.67)	1:09.72 [4] (0:11.79)	0:57.93 [4] (0:11.63)	0:46.30 [3] (0:11.49)	0:34.81 [3] (0:11.26)	0:23.55 [4] (0:11.21)	0:12.34 [4] (0:12.34)
Average Speed [km/h]	49.2	61.0	62.0	62.7	63.2	64.2	58.8
Top Speed [km/h]	61.2	61.7	63.6	63.9	64.1	66.1	61.0
Avg. Dist. to Rail [m]	1.6	1.3	0.4	0.3	2.2	0.9	1.0
Avg. Stride Freq. [Hz]	2.2	2.3	2.3	2.3	2.4	2.4	2.3
Avg. Stride Length [m]	6.3	7.5	7.5	7.6	7.5	7.4	7.1



- [] Ranking at each section and finish
- .-.- No data available at this section
- NA No data available



Eagle Farm QLD Professional

Race 9: Padua College OPEN Handicap - 1400m

02 November 2024 - 17:43



BRISBANE
RACING CLUB

Track Rating: Good 4, Weather: Fine, Rail Position: +1m Entire

Section							Overall	1200m	1000m	800m	600m	400m	Last 600m
Field Times							1:22.40 (0:13.59)	1:08.81 (0:11.11)	0:57.70 (0:11.58)	0:46.12 (0:11.63)	0:34.49 (0:11.51)	0:22.98 (0:11.30)	0:34.49
Rank	TAB	Horse/Jockey	Barrier	Top Speed [km/h]	Fastest Section								Distance Travelled [m]
1	11	FLYING TRAPEZE Cejay Graham	3	66.1 600m	0:11.23 400m	1:22.40 [1] (0:13.65)	1:08.75 [2] (0:11.25)	0:57.50 [4] (0:11.65)	0:45.85 [4] (0:11.68)	0:34.17 [5] (0:11.34)	0:22.83 [4] (0:11.23)	0:34.17	
2	8	BROOKHAVEN Tahlia Fenlon	2	65.7 400m	0:11.09 400m	1:22.57 [2] (0:13.94)	1:08.63 [7] (0:11.31)	0:57.32 [7] (0:11.65)	0:45.67 [7] (0:11.52)	0:34.15 [7] (0:11.39)	0:22.76 [6] (0:11.09)	0:34.15	-2
3	6	SUBSTANTIAL Emily Lang	5	65.7 Overall	0:11.23 1200m	1:22.70 [3] (0:13.59)	1:09.11 [1] (0:11.23)	0:57.88 [3] (0:11.64)	0:46.24 [3] (0:11.70)	0:34.54 [4] (0:11.43)	0:23.11 [5] (0:11.29)	0:34.54	+5
4	1	UCALLEDIT Cody Collis	8	65.9 1200m	0:11.17 1200m	1:22.72 [4] (0:13.82)	1:08.90 [5] (0:11.17)	0:57.73 [5] (0:11.60)	0:46.13 [5] (0:11.53)	0:34.60 [3] (0:11.39)	0:23.21 [3] (0:11.28)	0:34.60	+5
5	7	WINSTON SMURFHILL Nikita Beriman	4	66.3 400m	0:11.09 400m	1:22.91 [5] (0:13.93)	1:08.98 [6] (0:11.11)	0:57.87 [6] (0:11.62)	0:46.25 [6] (0:11.74)	0:34.51 [6] (0:11.42)	0:23.09 [7] (0:11.09)	0:34.51	+10
6	3	MANHOOD Ron Stewart	9	67.6 1200m	0:10.91 1200m	1:22.91 [6] (0:13.79)	1:09.12 [4] (0:10.91)	0:58.21 [1] (0:11.64)	0:46.57 [2] (0:11.64)	0:34.93 [2] (0:11.44)	0:23.49 [1] (0:11.30)	0:34.93	+2
7	10	EXOTIQUE MISS Robbie Dolan	7	67.2 1200m	0:11.07 1200m	1:22.95 [7] (0:13.71)	1:09.24 [3] (0:11.07)	0:58.17 [2] (0:11.50)	0:46.67 [1] (0:11.63)	0:35.04 [1] (0:11.54)	0:23.50 [2] (0:11.35)	0:35.04	-5
8	2	DUNE FORTY FIVE Boris Thornton	6	67.2 400m	0:10.89 400m	1:23.02 [8] (0:14.26)	1:08.76 [9] (0:11.36)	0:57.40 [10] (0:11.67)	0:45.73 [10] (0:11.62)	0:34.11 [10] (0:11.55)	0:22.56 [10] (0:10.89)	0:34.11	-1
9	5	EKATERINA Bailey Wheeler	10	66.8 400m	0:10.98 400m	1:23.06 [9] (0:14.20)	1:08.86 [8] (0:11.31)	0:57.55 [8] (0:11.57)	0:45.98 [8] (0:11.62)	0:34.36 [8] (0:11.42)	0:22.94 [8] (0:10.98)	0:34.36	+4
10	4	WAPITI Mark Du Plessis	11	66.7 400m	0:11.06 400m	1:23.11 [10] (0:14.26)	1:08.85 [10] (0:11.36)	0:57.49 [9] (0:11.61)	0:45.88 [9] (0:11.66)	0:34.22 [9] (0:11.34)	0:22.88 [9] (0:11.06)	0:34.22	+5

Scratched: The Drover (#9)

Report Created: Sat 2 November 2024 18:03 GMT+ (Note: Timing is based on position data)

Page 1/12

[] Ranking at each section and finish
 -:-:- No data available at this section
 NA No data available

SCN Saddle cloth number
 DNF Did not finish
 DNT Did not track

data processed by TRIPLES DATA



Eagle Farm QLD Professional
Race 9: Padua College OPEN Handicap - 1400m
02 November 2024 - 17:43



Track Rating: Good 4, Weather: Fine, Rail Position: +1m Entire

Section				200m				Last 600m	
Field Times				0:11.68		(0:11.68)		0:34.49	
Rank	TAB	Horse/Jockey	Barrier	Top Speed [km/h]	Fastest Section	Margin			Distance Travelled [m]
1	11	FLYING TRAPEZE Cejay Graham	3	66.1 600m	0:11.23 400m	0:11.60 [3] (0:11.60)	1:22.40		0:34.17
2	8	BROOKHAVEN Tahlia Fenlon	2	65.7 400m	0:11.09 400m	0:11.67 [6] (0:11.67)	1.02L		0:34.15 -2
3	6	SUBSTANTIAL Emily Lang	5	65.7 Overall	0:11.23 1200m	0:11.82 [5] (0:11.82)	1.77L		0:34.54 +5
4	1	UCALLEDIT Cody Collis	8	65.9 1200m	0:11.17 1200m	0:11.93 [2] (0:11.93)	1.92L		0:34.60 +5
5	7	WINSTON SMURFHILL Nikita Beriman	4	66.3 400m	0:11.09 400m	0:12.00 [7] (0:12.00)	2.99L		0:34.51 +10
6	3	MANHOOD Ron Stewart	9	67.6 1200m	0:10.91 1200m	0:12.19 [1] (0:12.19)	3.04L		0:34.93 +2
7	10	EXOTIQUE MISS Robbie Dolan	7	67.2 1200m	0:11.07 1200m	0:12.15 [4] (0:12.15)	3.28L		0:35.04 -5
8	2	DUNE FORTY FIVE Boris Thornton	6	67.2 400m	0:10.89 400m	0:11.67 [10] (0:11.67)	3.68L		0:34.11 -1
9	5	EKATERINA Bailey Wheeler	10	66.8 400m	0:10.98 400m	0:11.96 [8] (0:11.96)	3.91L		0:34.36 +4
10	4	WAPITI Mark Du Plessis	11	66.7 400m	0:11.06 400m	0:11.82 [9] (0:11.82)	4.19L		0:34.22 +5

Scratched: The Drover (#9)

[] Ranking at each section and finish
 -:-:- No data available at this section
 NA No data available

SCN Saddle cloth number
 DNF Did not finish
 DNT Did not track



Horse/Jockey Name	Flying Trapeze
Final Rank	1
Fastest Section Time (Section)	0:11.23 (400m)
Top Speed [km/h] (Section)	66.1 (600m)
Race State	Finished



Eagle Farm QLD Professional

Race 9: Padua College OPEN Handicap - 1400m

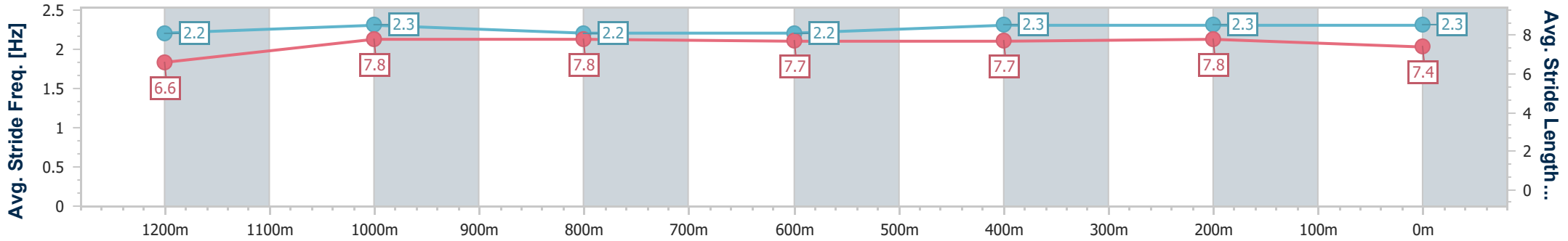
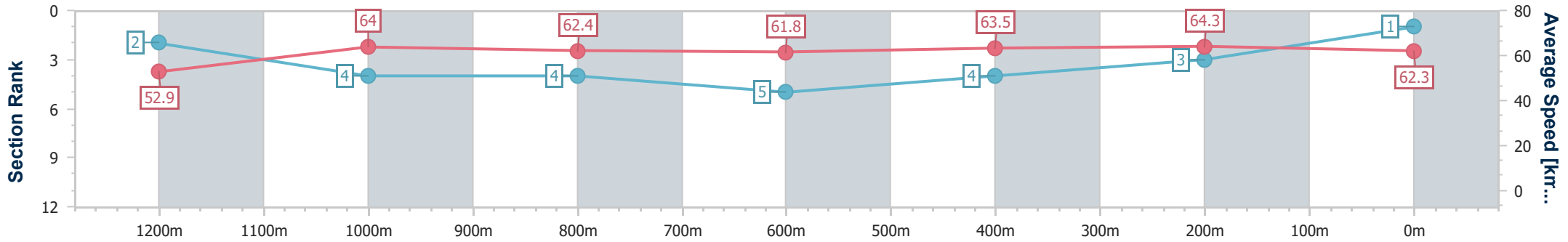
02 November 2024 - 17:43

Track Rating: Good 4, Weather: Fine, Rail Position: +1m Entire



BRISBANE RACING CLUB

Section	Overall	1200m	1000m	800m	600m	400m	200m
Section Times	1:22.40 [1] (0:13.65)	1:08.75 [2] (0:11.25)	0:57.50 [4] (0:11.65)	0:45.85 [4] (0:11.68)	0:34.17 [5] (0:11.34)	0:22.83 [4] (0:11.23)	0:11.60 [3] (0:11.60)
Average Speed [km/h]	52.9	64.0	62.4	61.8	63.5	64.3	62.3
Top Speed [km/h]	65.6	65.0	63.2	63.1	66.1	65.8	65.5
Avg. Dist. to Rail [m]	2.1	1.4	1.9	0.9	0.4	1.2	1.0
Avg. Stride Freq. [Hz]	2.2	2.3	2.2	2.2	2.3	2.3	2.3
Avg. Stride Length [m]	6.6	7.8	7.8	7.7	7.7	7.8	7.4



- [] Ranking at each section and finish
- .-.- No data available at this section
- NA No data available



Horse/Jockey Name	Brookhaven
Final Rank	2
Fastest Section Time (Section)	0:11.09 (400m)
Top Speed [km/h] (Section)	65.7 (400m)
Race State	Finished



Eagle Farm QLD Professional

Race 9: Padua College OPEN Handicap - 1400m

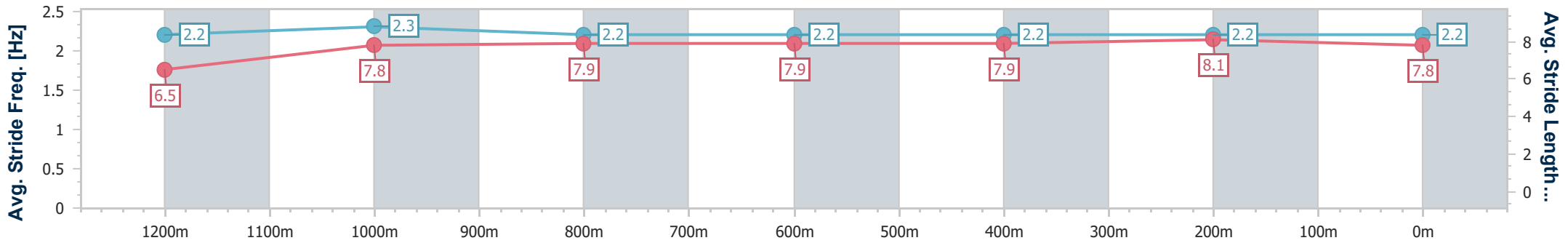
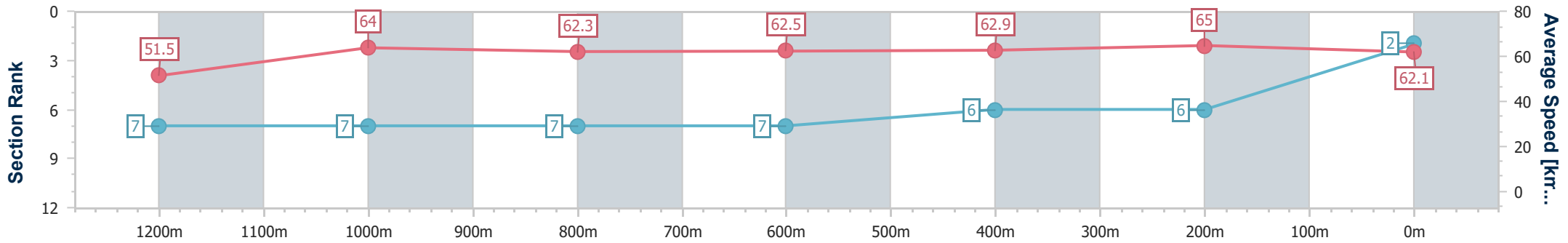
02 November 2024 - 17:43

Track Rating: Good 4, Weather: Fine, Rail Position: +1m Entire



BRISBANE RACING CLUB

Section	Overall	1200m	1000m	800m	600m	400m	200m
Section Times	1:22.57 [2] (0:13.94)	1:08.63 [7] (0:11.31)	0:57.32 [7] (0:11.65)	0:45.67 [7] (0:11.52)	0:34.15 [7] (0:11.39)	0:22.76 [6] (0:11.09)	0:11.67 [6] (0:11.67)
Average Speed [km/h]	51.5	64.0	62.3	62.5	62.9	65.0	62.1
Top Speed [km/h]	63.8	64.5	63.3	63.0	64.5	65.7	64.7
Avg. Dist. to Rail [m]	1.7	2.5	1.9	0.6	0.8	1.0	0.5
Avg. Stride Freq. [Hz]	2.2	2.3	2.2	2.2	2.2	2.2	2.2
Avg. Stride Length [m]	6.5	7.8	7.9	7.9	7.9	8.1	7.8



- [] Ranking at each section and finish
- .-.- No data available at this section
- NA No data available



Horse/Jockey Name	Substantial
Final Rank	3
Fastest Section Time (Section)	0:11.23 (1200m)
Top Speed [km/h] (Section)	65.7 (Overall)
Race State	Finished



Eagle Farm QLD Professional

Race 9: Padua College OPEN Handicap - 1400m

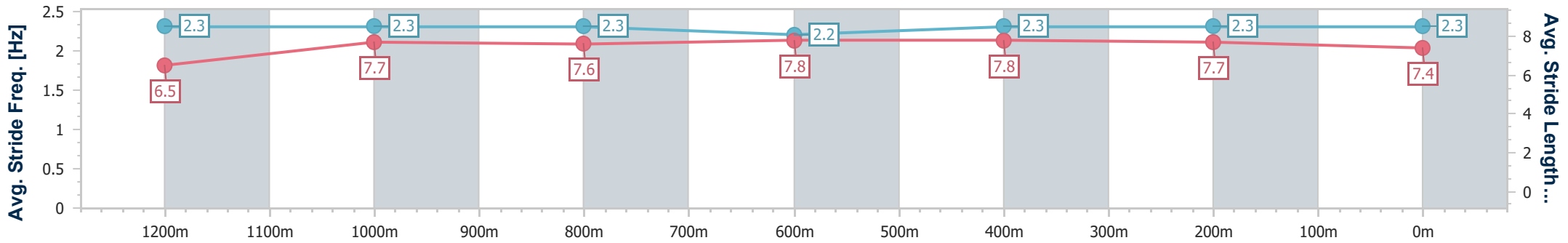
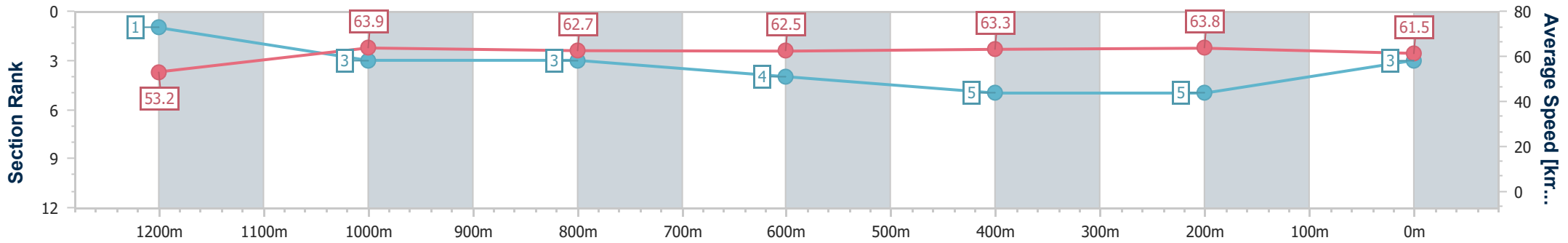
02 November 2024 - 17:43

Track Rating: Good 4, Weather: Fine, Rail Position: +1m Entire



BRISBANE RACING CLUB

Section	Overall	1200m	1000m	800m	600m	400m	200m
Section Times	1:22.70 [3] (0:13.59)	1:09.11 [1] (0:11.23)	0:57.88 [3] (0:11.64)	0:46.24 [3] (0:11.70)	0:34.54 [4] (0:11.43)	0:23.11 [5] (0:11.29)	0:11.82 [5] (0:11.82)
Average Speed [km/h]	53.2	63.9	62.7	62.5	63.3	63.8	61.5
Top Speed [km/h]	65.7	65.5	63.3	63.1	64.6	64.4	63.0
Avg. Dist. to Rail [m]	4.6	3.1	2.7	2.5	1.6	2.4	1.6
Avg. Stride Freq. [Hz]	2.3	2.3	2.3	2.2	2.3	2.3	2.3
Avg. Stride Length [m]	6.5	7.7	7.6	7.8	7.8	7.7	7.4



- [] Ranking at each section and finish
- .-.- No data available at this section
- NA No data available



Horse/Jockey Name	Ucalledit
Final Rank	4
Fastest Section Time (Section)	0:11.17 (1200m)
Top Speed [km/h] (Section)	65.9 (1200m)
Race State	Finished



Eagle Farm QLD Professional

Race 9: Padua College OPEN Handicap - 1400m

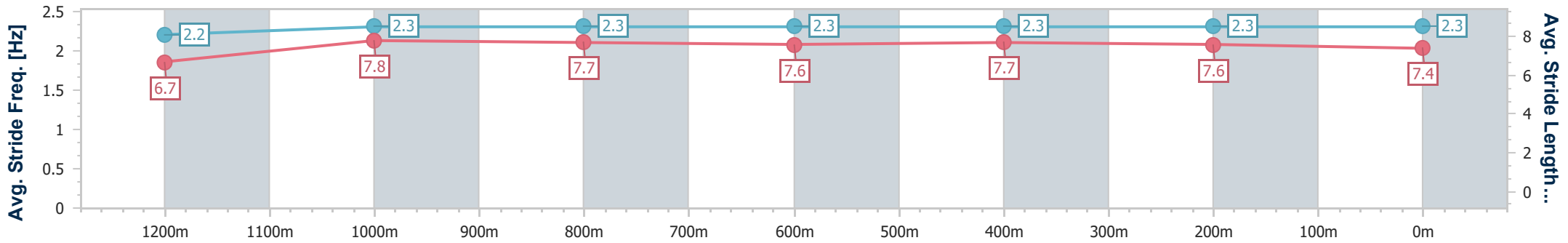
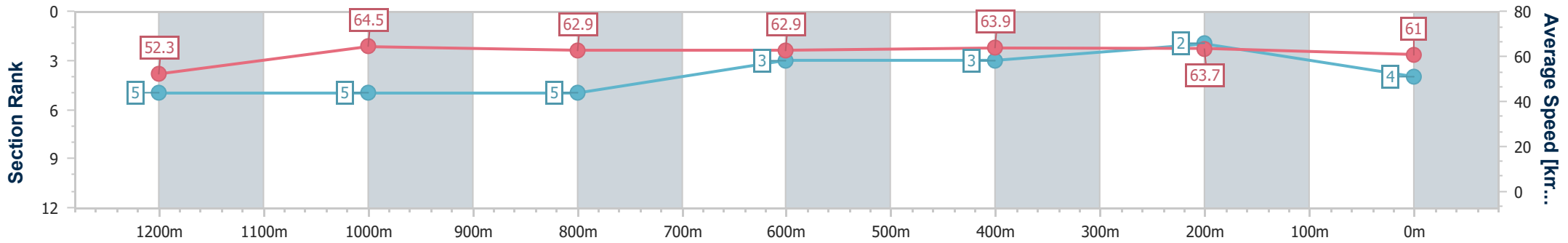
02 November 2024 - 17:43

Track Rating: Good 4, Weather: Fine, Rail Position: +1m Entire



BRISBANE RACING CLUB

Section	Overall	1200m	1000m	800m	600m	400m	200m
Section Times	1:22.72 [4] (0:13.82)	1:08.90 [5] (0:11.17)	0:57.73 [5] (0:11.60)	0:46.13 [5] (0:11.53)	0:34.60 [3] (0:11.39)	0:23.21 [3] (0:11.28)	0:11.93 [2] (0:11.93)
Average Speed [km/h]	52.3	64.5	62.9	62.9	63.9	63.7	61.0
Top Speed [km/h]	65.1	65.9	63.7	63.8	65.7	65.7	63.4
Avg. Dist. to Rail [m]	7.2	4.0	3.1	1.8	1.6	3.8	5.4
Avg. Stride Freq. [Hz]	2.2	2.3	2.3	2.3	2.3	2.3	2.3
Avg. Stride Length [m]	6.7	7.8	7.7	7.6	7.7	7.6	7.4



- [] Ranking at each section and finish
- .-.- No data available at this section
- NA No data available



Horse/Jockey Name	Winston Smurfhill
Final Rank	5
Fastest Section Time (Section)	0:11.09 (400m)
Top Speed [km/h] (Section)	66.3 (400m)
Race State	Finished



Eagle Farm QLD Professional

Race 9: Padua College OPEN Handicap - 1400m

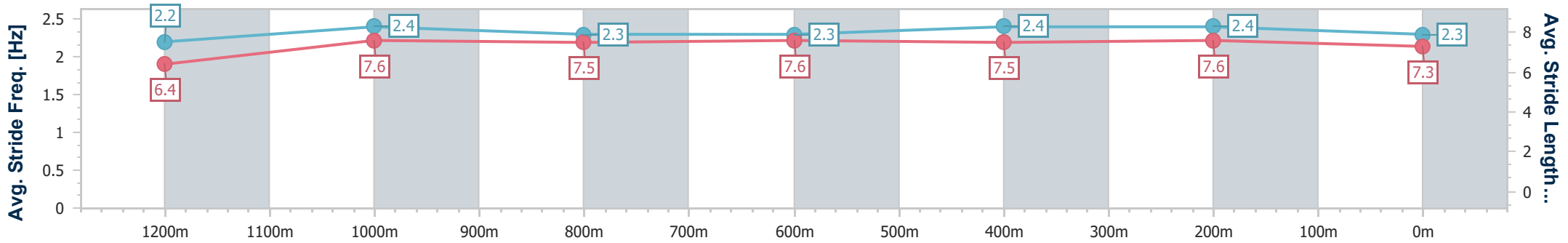
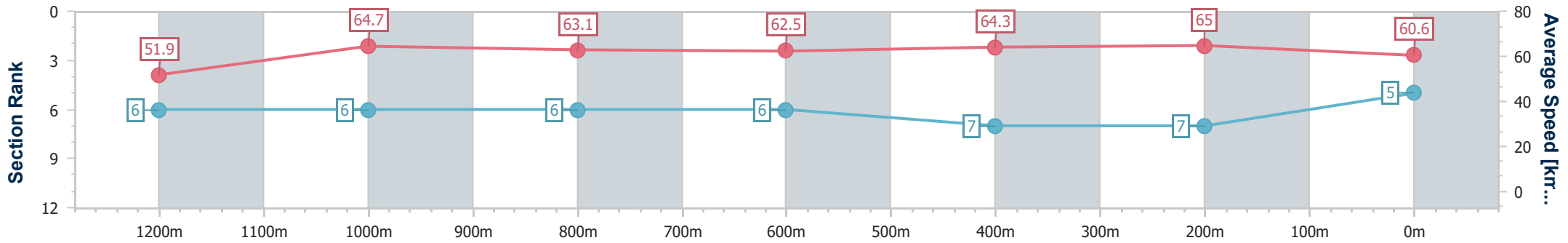
02 November 2024 - 17:43

Track Rating: Good 4, Weather: Fine, Rail Position: +1m Entire



BRISBANE RACING CLUB

Section	Overall	1200m	1000m	800m	600m	400m	200m
Section Times	1:22.91 [5] (0:13.93)	1:08.98 [6] (0:11.11)	0:57.87 [6] (0:11.62)	0:46.25 [6] (0:11.74)	0:34.51 [6] (0:11.42)	0:23.09 [7] (0:11.09)	0:12.00 [7] (0:12.00)
Average Speed [km/h]	51.9	64.7	63.1	62.5	64.3	65.0	60.6
Top Speed [km/h]	65.4	65.8	63.7	63.5	65.7	66.3	63.3
Avg. Dist. to Rail [m]	3.8	2.5	3.2	4.3	3.6	4.3	4.3
Avg. Stride Freq. [Hz]	2.2	2.4	2.3	2.3	2.4	2.4	2.3
Avg. Stride Length [m]	6.4	7.6	7.5	7.6	7.5	7.6	7.3



- [] Ranking at each section and finish
- .-.-.- No data available at this section
- NA No data available



Horse/Jockey Name	Manhood
Final Rank	6
Fastest Section Time (Section)	0:10.91 (1200m)
Top Speed [km/h] (Section)	67.6 (1200m)
Race State	Finished



Eagle Farm QLD Professional

Race 9: Padua College OPEN Handicap - 1400m

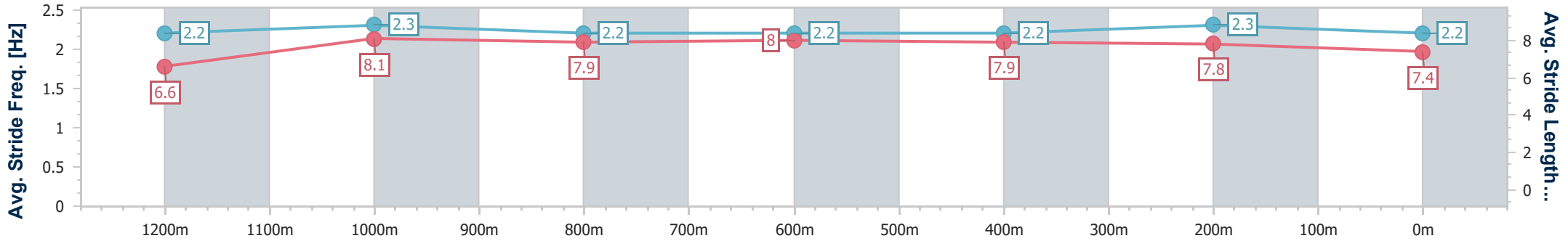
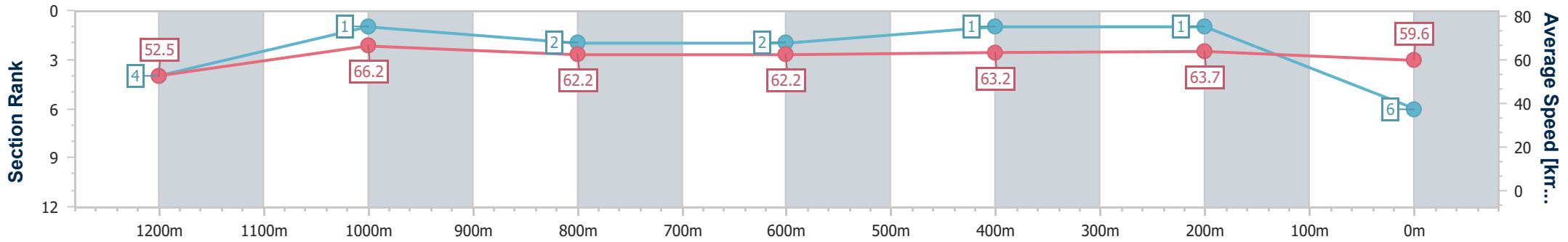
02 November 2024 - 17:43

Track Rating: Good 4, Weather: Fine, Rail Position: +1m Entire



BRISBANE RACING CLUB

Section	Overall	1200m	1000m	800m	600m	400m	200m
Section Times	1:22.91 [6] (0:13.79)	1:09.12 [4] (0:10.91)	0:58.21 [1] (0:11.64)	0:46.57 [2] (0:11.64)	0:34.93 [2] (0:11.44)	0:23.49 [1] (0:11.30)	0:12.19 [1] (0:12.19)
Average Speed [km/h]	52.5	66.2	62.2	62.2	63.2	63.7	59.6
Top Speed [km/h]	66.1	67.6	64.0	62.5	64.1	64.7	62.3
Avg. Dist. to Rail [m]	8.3	4.5	1.2	0.9	1.1	2.5	3.4
Avg. Stride Freq. [Hz]	2.2	2.3	2.2	2.2	2.2	2.3	2.2
Avg. Stride Length [m]	6.6	8.1	7.9	8.0	7.9	7.8	7.4



- [] Ranking at each section and finish
- .-.- No data available at this section
- NA No data available



Horse/Jockey Name	Exotique Miss
Final Rank	7
Fastest Section Time (Section)	0:11.07 (1200m)
Top Speed [km/h] (Section)	67.2 (1200m)
Race State	Finished



Eagle Farm QLD Professional

Race 9: Padua College OPEN Handicap - 1400m

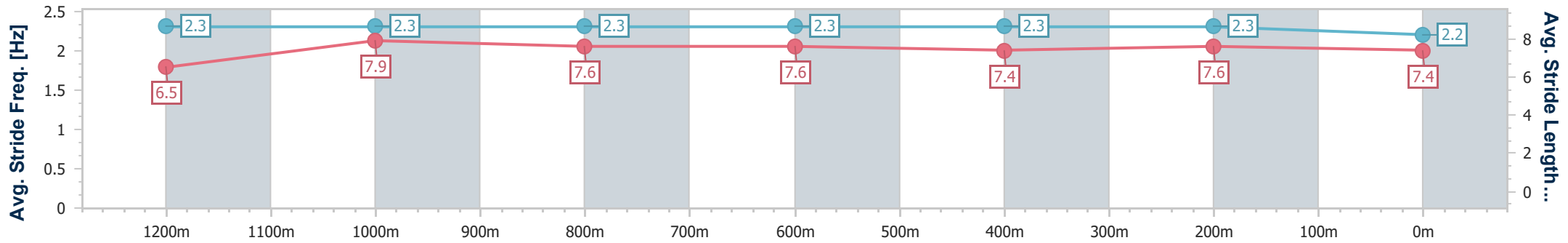
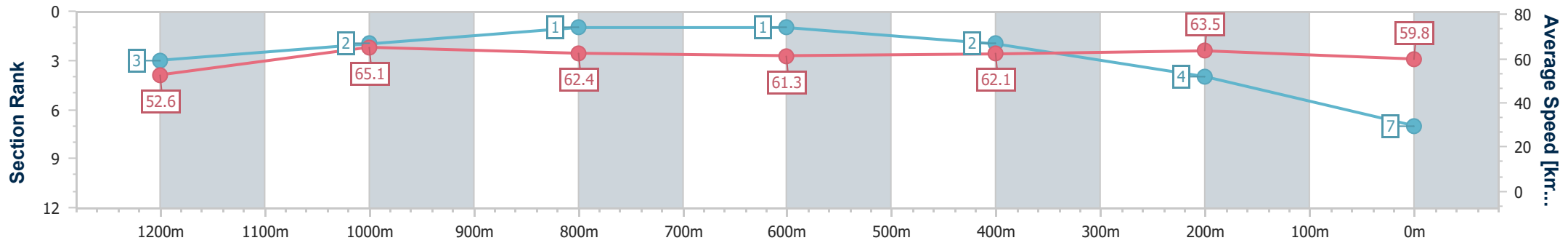
02 November 2024 - 17:43

Track Rating: Good 4, Weather: Fine, Rail Position: +1m Entire



BRISBANE RACING CLUB

Section	Overall	1200m	1000m	800m	600m	400m	200m
Section Times	1:22.95 [7] (0:13.71)	1:09.24 [3] (0:11.07)	0:58.17 [2] (0:11.50)	0:46.67 [1] (0:11.63)	0:35.04 [1] (0:11.54)	0:23.50 [2] (0:11.35)	0:12.15 [4] (0:12.15)
Average Speed [km/h]	52.6	65.1	62.4	61.3	62.1	63.5	59.8
Top Speed [km/h]	66.3	67.2	63.5	62.1	63.9	64.8	61.9
Avg. Dist. to Rail [m]	5.9	1.9	0.8	1.7	1.3	0.7	0.5
Avg. Stride Freq. [Hz]	2.3	2.3	2.3	2.3	2.3	2.3	2.2
Avg. Stride Length [m]	6.5	7.9	7.6	7.6	7.4	7.6	7.4



- [] Ranking at each section and finish
- .-.- No data available at this section
- NA No data available



Horse/Jockey Name	Dune Forty Five
Final Rank	8
Fastest Section Time (Section)	0:10.89 (400m)
Top Speed [km/h] (Section)	67.2 (400m)
Race State	Finished



Eagle Farm QLD Professional

Race 9: Padua College OPEN Handicap - 1400m

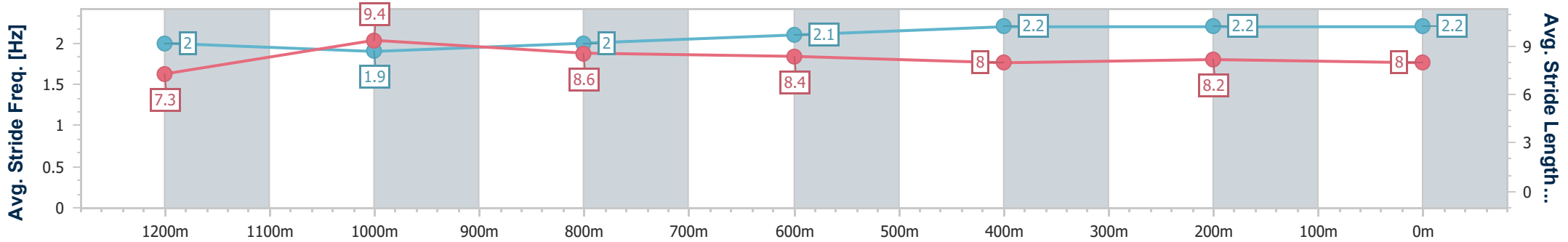
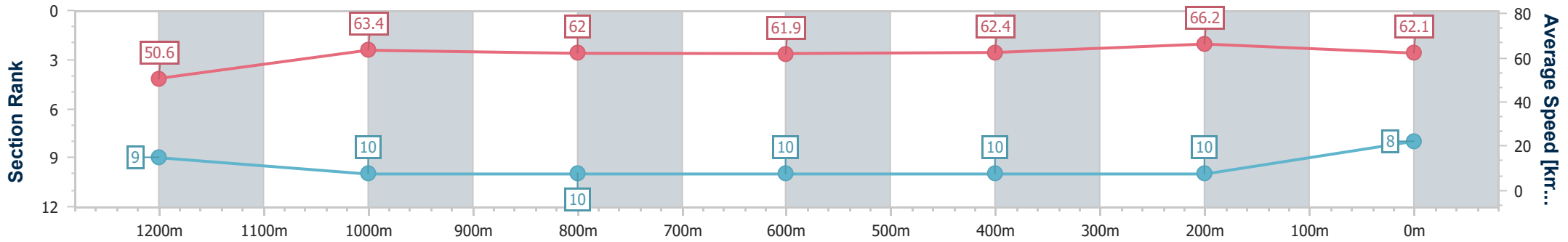
02 November 2024 - 17:43

Track Rating: Good 4, Weather: Fine, Rail Position: +1m Entire



BRISBANE RACING CLUB

Section	Overall	1200m	1000m	800m	600m	400m	200m
Section Times	1:23.02 [8] (0:14.26)	1:08.76 [9] (0:11.36)	0:57.40 [10] (0:11.67)	0:45.73 [10] (0:11.62)	0:34.11 [10] (0:11.55)	0:22.56 [10] (0:10.89)	0:11.67 [10] (0:11.67)
Average Speed [km/h]	50.6	63.4	62.0	61.9	62.4	66.2	62.1
Top Speed [km/h]	65.1	65.0	63.2	63.0	65.7	67.2	65.3
Avg. Dist. to Rail [m]	4.3	1.3	0.9	0.3	0.4	3.2	5.7
Avg. Stride Freq. [Hz]	2.0	1.9	2.0	2.1	2.2	2.2	2.2
Avg. Stride Length [m]	7.3	9.4	8.6	8.4	8.0	8.2	8.0



- [] Ranking at each section and finish
- .-.- No data available at this section
- NA No data available



Horse/Jockey Name	Ekaterina
Final Rank	9
Fastest Section Time (Section)	0:10.98 (400m)
Top Speed [km/h] (Section)	66.8 (400m)
Race State	Finished



Eagle Farm QLD Professional

Race 9: Padua College OPEN Handicap - 1400m

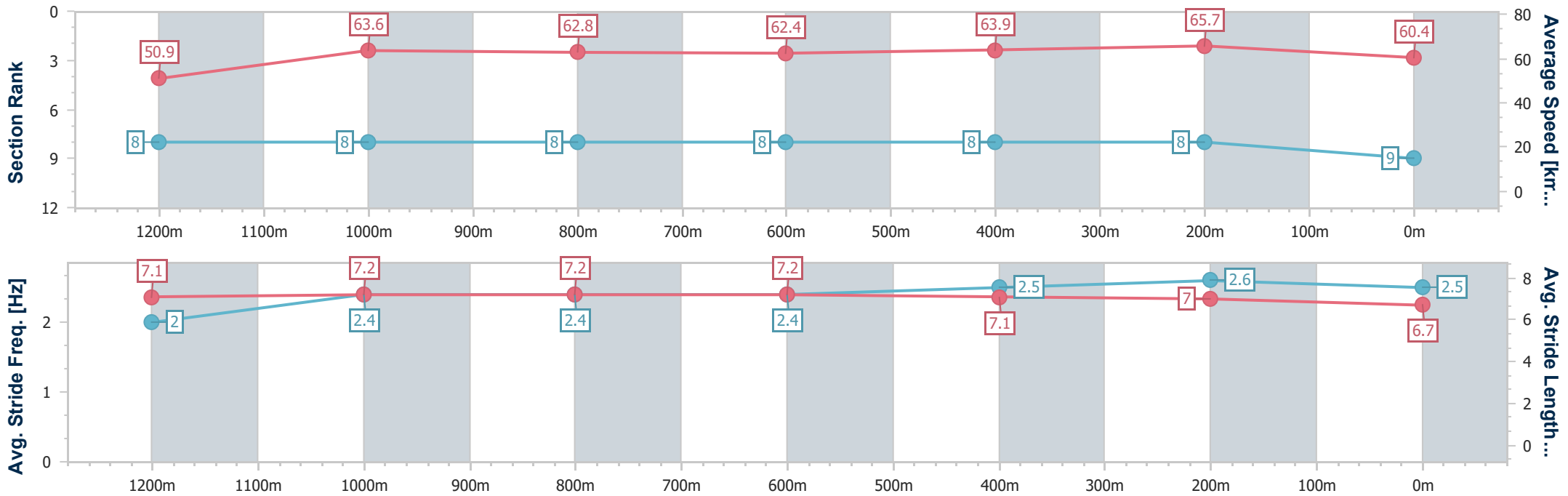
02 November 2024 - 17:43

Track Rating: Good 4, Weather: Fine, Rail Position: +1m Entire



BRISBANE RACING CLUB

Section	Overall	1200m	1000m	800m	600m	400m	200m
Section Times	1:23.06 [9] (0:14.20)	1:08.86 [8] (0:11.31)	0:57.55 [8] (0:11.57)	0:45.98 [8] (0:11.62)	0:34.36 [8] (0:11.42)	0:22.94 [8] (0:10.98)	0:11.96 [8] (0:11.96)
Average Speed [km/h]	50.9	63.6	62.8	62.4	63.9	65.7	60.4
Top Speed [km/h]	64.2	64.9	63.5	63.0	66.7	66.8	63.9
Avg. Dist. to Rail [m]	6.4	2.7	1.9	1.4	2.2	5.8	8.2
Avg. Stride Freq. [Hz]	2.0	2.4	2.4	2.4	2.5	2.6	2.5
Avg. Stride Length [m]	7.1	7.2	7.2	7.2	7.1	7.0	6.7



- [] Ranking at each section and finish
- .-.- No data available at this section
- NA No data available



Horse/Jockey Name	Wapiti
Final Rank	10
Fastest Section Time (Section)	0:11.06 (400m)
Top Speed [km/h] (Section)	66.7 (400m)
Race State	Finished



Eagle Farm QLD Professional

Race 9: Padua College OPEN Handicap - 1400m

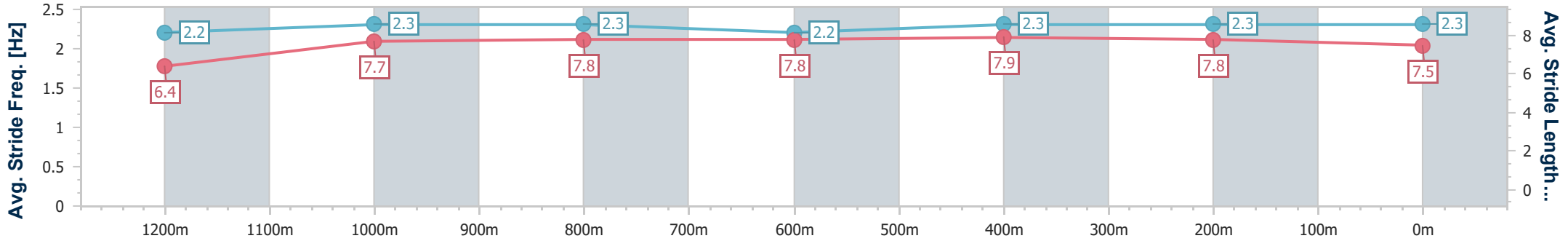
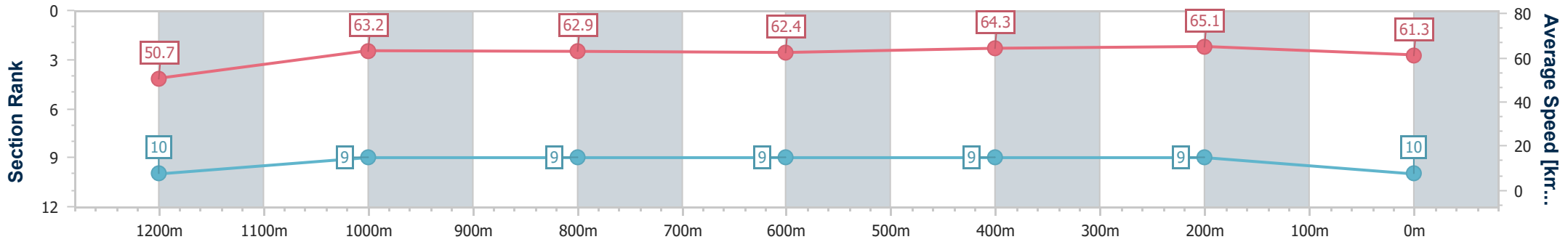
02 November 2024 - 17:43

Track Rating: Good 4, Weather: Fine, Rail Position: +1m Entire



BRISBANE RACING CLUB

Section	Overall	1200m	1000m	800m	600m	400m	200m
Section Times	1:23.11 [10] (0:14.26)	1:08.85 [10] (0:11.36)	0:57.49 [9] (0:11.61)	0:45.88 [9] (0:11.66)	0:34.22 [9] (0:11.34)	0:22.88 [9] (0:11.06)	0:11.82 [9] (0:11.82)
Average Speed [km/h]	50.7	63.2	62.9	62.4	64.3	65.1	61.3
Top Speed [km/h]	64.1	64.3	64.1	63.3	66.3	66.7	63.8
Avg. Dist. to Rail [m]	8.7	3.2	2.4	1.8	2.7	6.2	7.4
Avg. Stride Freq. [Hz]	2.2	2.3	2.3	2.2	2.3	2.3	2.3
Avg. Stride Length [m]	6.4	7.7	7.8	7.8	7.9	7.8	7.5



- [] Ranking at each section and finish
- .-.- No data available at this section
- NA No data available