



Aquis Park Gold Coast QLD Professional

Race 1: QUEENSLAND REDS QTIS Two-Year-Old Maiden Plate - 1000m

30 November 2024 - 13:09



Track Rating: Soft 7, Weather: Showers, Rail Position: True

Section		Overall						Last 600m					
Field Times		0:59.59	800m	600m	400m	200m	0:35.20						
		(0:13.74)	(0:10.65)	(0:11.22)	(0:11.85)	(0:12.13)							
Rank	TAB	Horse/Jockey	Barrier	Top Speed [km/h]	Fastest Section	Margin	Distance Travelled [m]						
1	1	BRAZEN SAILOR	5	67.4	0:10.80	0:59.59 [1]	0:45.33 [9]	0:34.53 [10]	0:23.46 [7]	0:11.84 [4]	0:59.59	0:34.53	
		Ryan Wiggins		800m	800m	(0:14.26)	(0:10.80)	(0:11.07)	(0:11.62)	(0:11.84)			
2	13	SHEMAKESMENERVOUS	1	68.7	0:10.65	0:59.83 [2]	0:46.09 [1]	0:35.44 [1]	0:24.22 [1]	0:12.37 [1]	1.3L	0:35.44	+1
		Dylan Bennett		800m	800m	(0:13.74)	(0:10.65)	(0:11.22)	(0:11.85)	(0:12.37)			
3	3	GRAFTERBURNERS	6	67.1	0:10.92	0:59.91 [3]	0:45.82 [7]	0:34.90 [8]	0:23.69 [8]	0:12.07 [6]	1.7L	0:34.90	+5
		Adin Thompson		800m	800m	(0:14.09)	(0:10.92)	(0:11.21)	(0:11.62)	(0:12.07)			
4	6	ALL TOO LATE	4	68.7	0:10.70	1:00.00 [4]	0:46.25 [2]	0:35.55 [3]	0:24.27 [2]	0:12.30 [3]	2.2L	0:35.55	+5
		Jace McMurray		Overall	800m	(0:13.75)	(0:10.70)	(0:11.28)	(0:11.97)	(0:12.30)			
5	9	MISHANI PEARL	2	68.2	0:10.83	1:00.03 [5]	0:46.06 [5]	0:35.23 [5]	0:24.00 [4]	0:12.37 [2]	2.3L	0:35.23	+0
		Georgina Cartwright		800m	800m	(0:13.97)	(0:10.83)	(0:11.23)	(0:11.63)	(0:12.37)			
6	8	MISHANI MOET	7	68.8	0:10.77	1:00.31 [6]	0:46.02 [10]	0:35.25 [9]	0:24.01 [10]	0:12.32 [8]	3.8L	0:35.25	+6
		Rikki Jamieson		800m	800m	(0:14.29)	(0:10.77)	(0:11.24)	(0:11.69)	(0:12.32)			
7	10	SHEZA BARBAROSSA	3	68.7	0:10.91	1:00.56 [7]	0:46.75 [4]	0:35.84 [4]	0:24.44 [6]	0:12.74 [5]	5.1L	0:35.84	+4
		Montanna Savva		Overall	800m	(0:13.81)	(0:10.91)	(0:11.40)	(0:11.70)	(0:12.74)			
8	14	MISHANI TREASURE	8	68.0	0:10.79	1:00.63 [8]	0:46.59 [6]	0:35.80 [6]	0:24.53 [5]	0:12.54 [9]	5.4L	0:35.80	+9
		Sean Cormack		800m	800m	(0:14.04)	(0:10.79)	(0:11.27)	(0:11.99)	(0:12.54)			
9	2	CAT CALL	9	70.2	0:10.64	1:00.65 [9]	0:46.87 [3]	0:36.23 [2]	0:24.73 [3]	0:12.68 [7]	5.5L	0:36.23	+16
		Jai Williams		800m	800m	(0:13.78)	(0:10.64)	(0:11.50)	(0:12.05)	(0:12.68)			
10	7	MISHANI GLAZE	10	68.8	0:10.78	1:01.05 [10]	0:46.86 [8]	0:36.08 [7]	0:24.78 [9]	0:12.96 [10]	7.8L	0:36.08	+11
		Brandon Lerena		800m	800m	(0:14.19)	(0:10.78)	(0:11.30)	(0:11.82)	(0:12.96)			

Scratched: Mortal Halo (#11), Milestone (#16), Midnight Spirit (#4), Wannabe Brutal (#5), Royal Chic (#12), Emjay Star (#15)

[] Ranking at each section and finish
 -:-:- No data available at this section
 NA No data available

SCN Saddle cloth number
 DNF Did not finish
 DNT Did not track



Horse/Jockey Name	Brazen Sailor
Final Rank	1
Fastest Section Time (Section)	0:10.80 (800m)
Top Speed [km/h] (Section)	67.4 (800m)
Race State	Finished

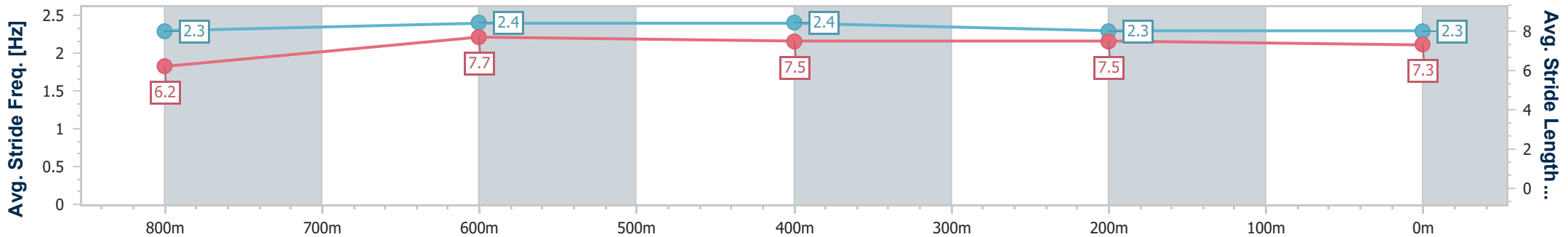
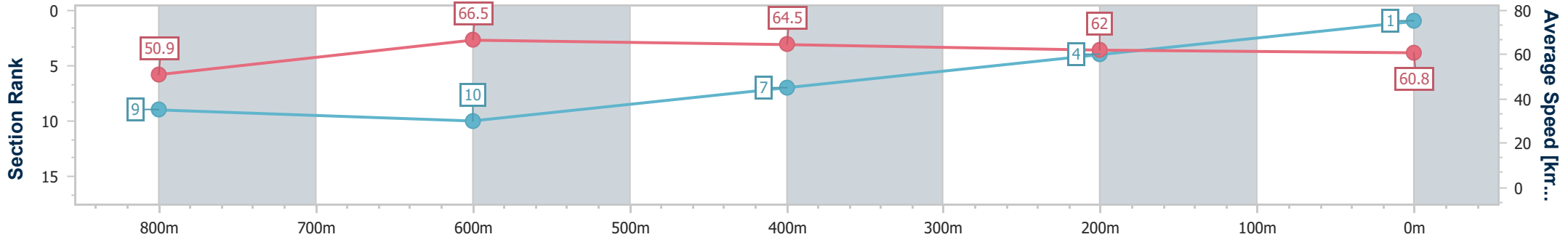


Aquis Park Gold Coast QLD Professional
 Race 1: QUEENSLAND REDS QTIS Two-Year-Old Maiden Plate - 1000m
 HOME OF THE GOLD COAST TURF CLUB & SPORT CENTRE

30 November 2024 - 13:09

Track Rating: Soft 7, Weather: Showers, Rail Position: True

Section	Overall	800m	600m	400m	200m
Section Times	0:59.59 [1] (0:14.26)	0:45.33 [9] (0:10.80)	0:34.53 [10] (0:11.07)	0:23.46 [7] (0:11.62)	0:11.84 [4] (0:11.84)
Average Speed [km/h]	50.9	66.5	64.5	62.0	60.8
Top Speed [km/h]	66.3	67.4	65.8	62.7	61.9
Avg. Dist. to Rail [m]	6.1	0.7	1.0	0.9	4.1
Avg. Stride Freq. [Hz]	2.3	2.4	2.4	2.3	2.3
Avg. Stride Length [m]	6.2	7.7	7.5	7.5	7.3



- [] Ranking at each section and finish
- .-.- No data available at this section
- NA No data available



Horse/Jockey Name	Shemakesmenervous
Final Rank	2
Fastest Section Time (Section)	0:10.65 (800m)
Top Speed [km/h] (Section)	68.7 (800m)
Race State	Finished

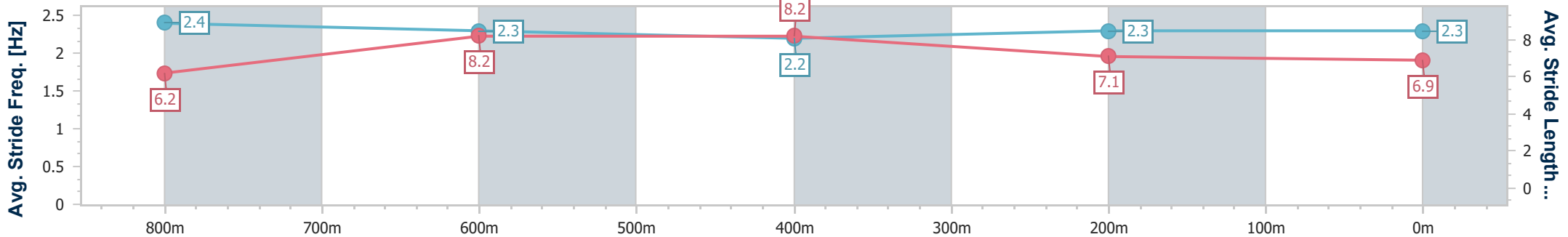
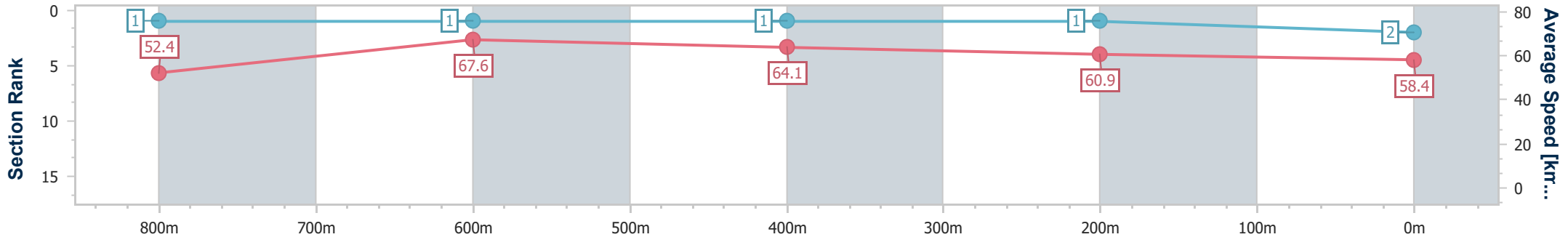


Aquis Park Gold Coast QLD Professional
 Race 1: QUEENSLAND REDS QTIS Two-Year-Old Maiden Plate - 1000m
 AQUIS PARK
 HOME OF THE GOLD COAST
 TURF CLUB & SPORT CENTRE

30 November 2024 - 13:09

Track Rating: Soft 7, Weather: Showers, Rail Position: True

Section	Overall	800m	600m	400m	200m
Section Times	0:59.83 [2] (0:13.74)	0:46.09 [1] (0:10.65)	0:35.44 [1] (0:11.22)	0:24.22 [1] (0:11.85)	0:12.37 [1] (0:12.37)
Average Speed [km/h]	52.4	67.6	64.1	60.9	58.4
Top Speed [km/h]	68.7	68.7	66.0	62.2	60.2
Avg. Dist. to Rail [m]	2.8	0.4	0.7	3.1	8.5
Avg. Stride Freq. [Hz]	2.4	2.3	2.2	2.3	2.3
Avg. Stride Length [m]	6.2	8.2	8.2	7.1	6.9



- [] Ranking at each section and finish
- .-.- No data available at this section
- NA No data available



Horse/Jockey Name	Grafterburners
Final Rank	3
Fastest Section Time (Section)	0:10.92 (800m)
Top Speed [km/h] (Section)	67.1 (800m)
Race State	Finished



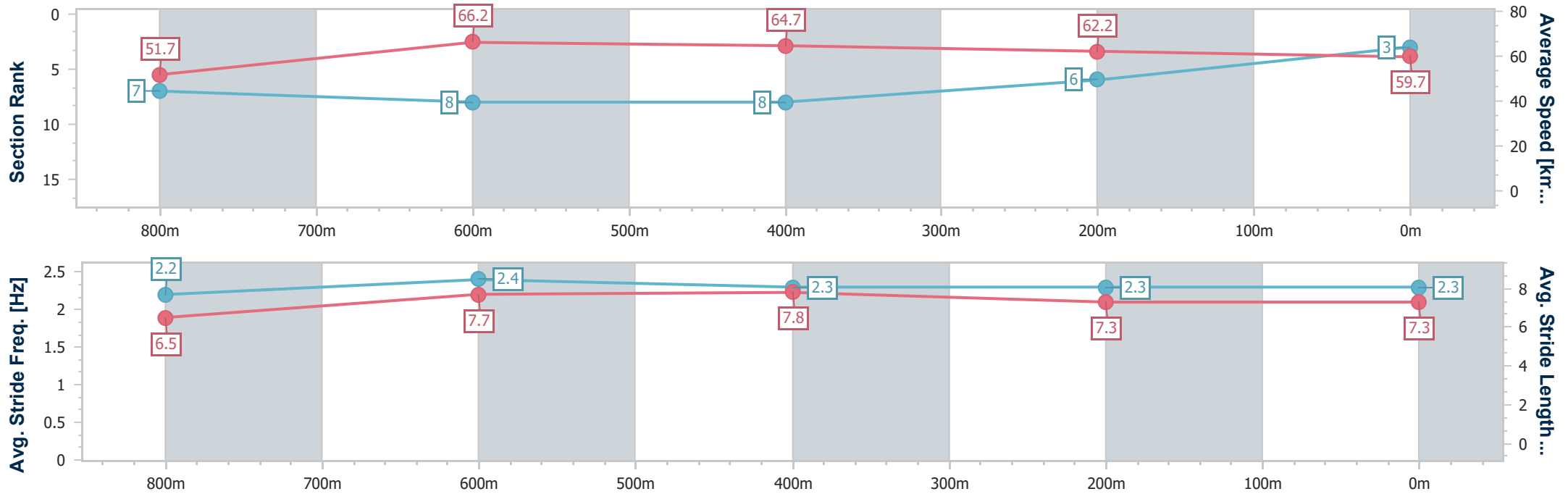
Aquis Park Gold Coast QLD Professional
 Race 1: QUEENSLAND REDS QTIS Two-Year-Old Maiden Plate - 1000m



30 November 2024 - 13:09

Track Rating: Soft 7, Weather: Showers, Rail Position: True

Section	Overall	800m	600m	400m	200m
Section Times	0:59.91 [3] (0:14.09)	0:45.82 [7] (0:10.92)	0:34.90 [8] (0:11.21)	0:23.69 [8] (0:11.62)	0:12.07 [6] (0:12.07)
Average Speed [km/h]	51.7	66.2	64.7	62.2	59.7
Top Speed [km/h]	66.2	67.1	65.4	64.3	61.4
Avg. Dist. to Rail [m]	7.1	1.3	1.2	6.2	10.2
Avg. Stride Freq. [Hz]	2.2	2.4	2.3	2.3	2.3
Avg. Stride Length [m]	6.5	7.7	7.8	7.3	7.3



- [] Ranking at each section and finish
- .-.- No data available at this section
- NA No data available



Horse/Jockey Name	All Too Late
Final Rank	4
Fastest Section Time (Section)	0:10.70 (800m)
Top Speed [km/h] (Section)	68.7 (Overall)
Race State	Finished

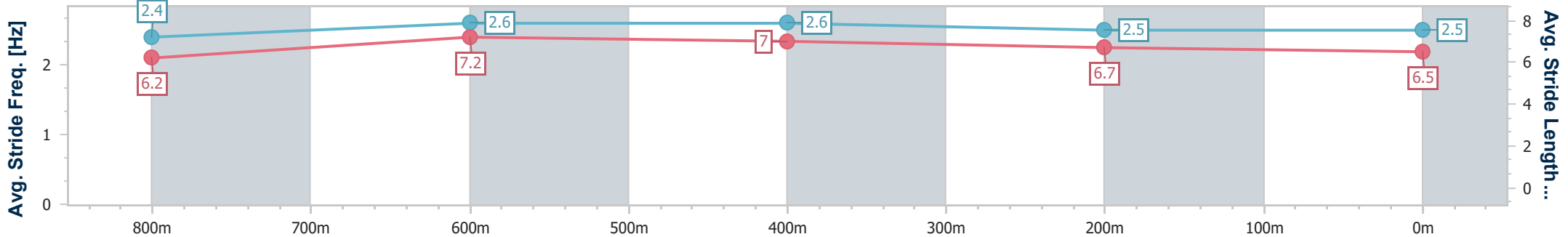
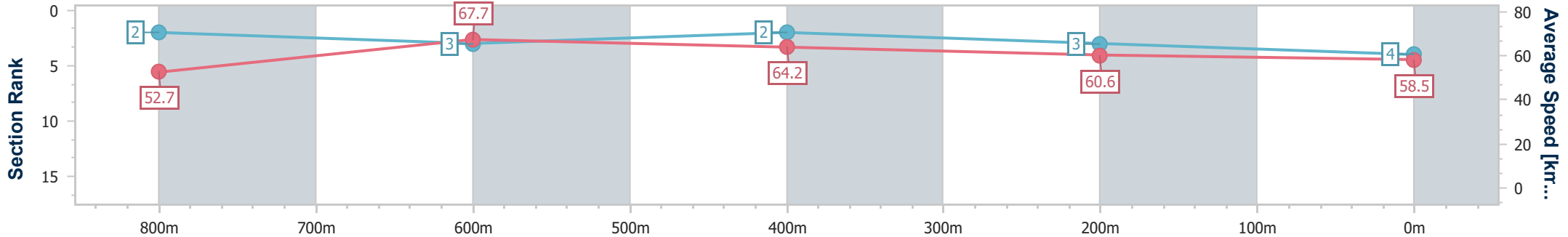


Aquis Park Gold Coast QLD Professional
 Race 1: QUEENSLAND REDS QTIS Two-Year-Old Maiden Plate - 1000m
 HOME OF THE GOLD COAST TURF CLUB & SPORT CENTRE

30 November 2024 - 13:09

Track Rating: Soft 7, Weather: Showers, Rail Position: True

Section	Overall	800m	600m	400m	200m
Section Times	1:00.00 [4] (0:13.75)	0:46.25 [2] (0:10.70)	0:35.55 [3] (0:11.28)	0:24.27 [2] (0:11.97)	0:12.30 [3] (0:12.30)
Average Speed [km/h]	52.7	67.7	64.2	60.6	58.5
Top Speed [km/h]	68.7	68.6	65.9	61.7	59.5
Avg. Dist. to Rail [m]	6.3	1.4	1.4	4.4	7.3
Avg. Stride Freq. [Hz]	2.4	2.6	2.6	2.5	2.5
Avg. Stride Length [m]	6.2	7.2	7.0	6.7	6.5



- [] Ranking at each section and finish
- .-.- No data available at this section
- NA No data available



Horse/Jockey Name	Mishani Pearl
Final Rank	5
Fastest Section Time (Section)	0:10.83 (800m)
Top Speed [km/h] (Section)	68.2 (800m)
Race State	Finished

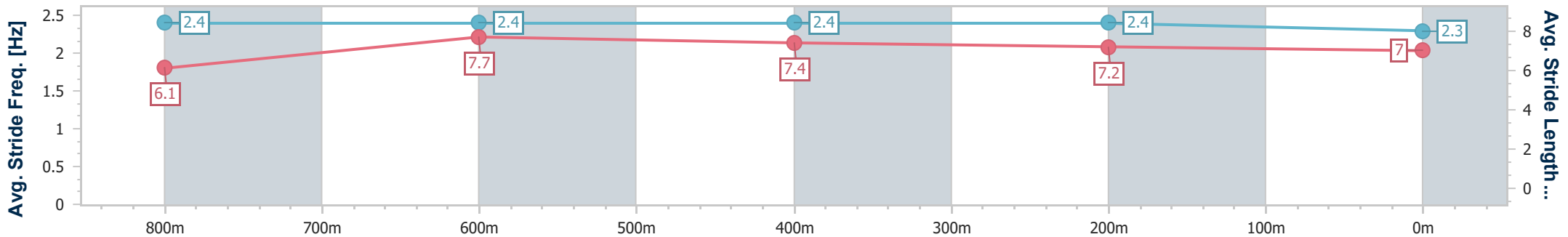
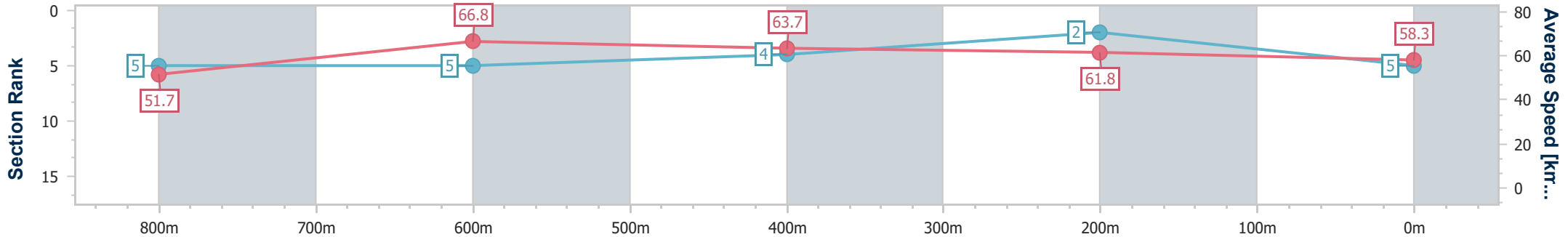


Aquis Park Gold Coast QLD Professional
 Race 1: QUEENSLAND REDS QTIS Two-Year-Old Maiden Plate - 1000m
 HOME OF THE GOLD COAST TURF CLUB & SPORT CENTRE

30 November 2024 - 13:09

Track Rating: Soft 7, Weather: Showers, Rail Position: True

Section	Overall	800m	600m	400m	200m
Section Times	1:00.03 [5] (0:13.97)	0:46.06 [5] (0:10.83)	0:35.23 [5] (0:11.23)	0:24.00 [4] (0:11.63)	0:12.37 [2] (0:12.37)
Average Speed [km/h]	51.7	66.8	63.7	61.8	58.3
Top Speed [km/h]	67.6	68.2	65.9	64.4	59.8
Avg. Dist. to Rail [m]	4.9	0.5	0.8	1.8	4.7
Avg. Stride Freq. [Hz]	2.4	2.4	2.4	2.4	2.3
Avg. Stride Length [m]	6.1	7.7	7.4	7.2	7.0



- [] Ranking at each section and finish
- .-.- No data available at this section
- NA No data available



Horse/Jockey Name	Mishani Moet
Final Rank	6
Fastest Section Time (Section)	0:10.77 (800m)
Top Speed [km/h] (Section)	68.8 (800m)
Race State	Finished



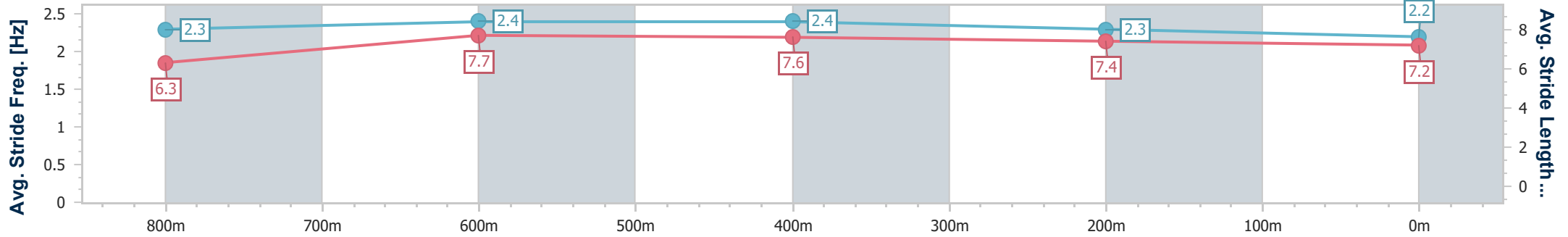
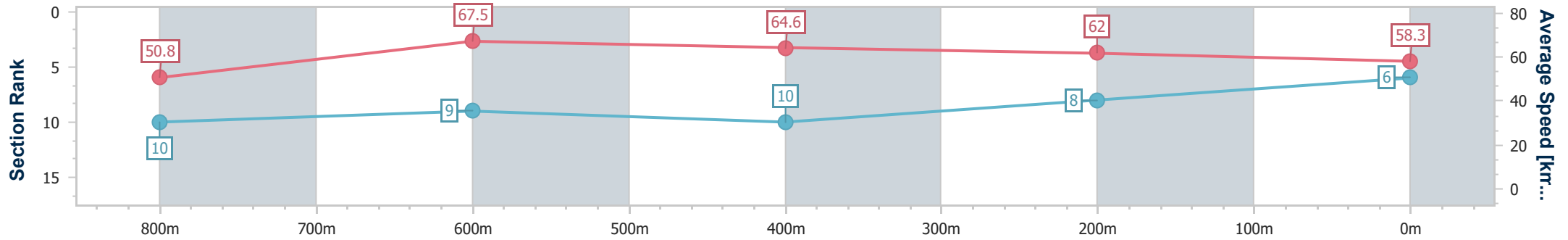
Aquis Park Gold Coast QLD Professional
 Race 1: QUEENSLAND REDS QTIS Two-Year-Old Maiden Plate - 1000m



30 November 2024 - 13:09

Track Rating: Soft 7, Weather: Showers, Rail Position: True

Section	Overall	800m	600m	400m	200m
Section Times	1:00.31 [6] (0:14.29)	0:46.02 [10] (0:10.77)	0:35.25 [9] (0:11.24)	0:24.01 [10] (0:11.69)	0:12.32 [8] (0:12.32)
Average Speed [km/h]	50.8	67.5	64.6	62.0	58.3
Top Speed [km/h]	66.2	68.8	66.3	63.7	61.3
Avg. Dist. to Rail [m]	8.4	1.7	1.6	5.0	6.9
Avg. Stride Freq. [Hz]	2.3	2.4	2.4	2.3	2.2
Avg. Stride Length [m]	6.3	7.7	7.6	7.4	7.2



- [] Ranking at each section and finish
- .-.- No data available at this section
- NA No data available



Horse/Jockey Name	Sheza Barbarossa
Final Rank	7
Fastest Section Time (Section)	0:10.91 (800m)
Top Speed [km/h] (Section)	68.7 (Overall)
Race State	Finished



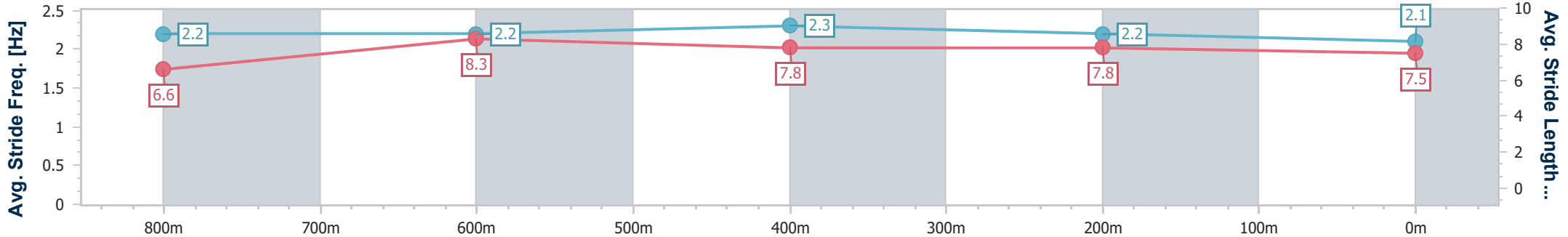
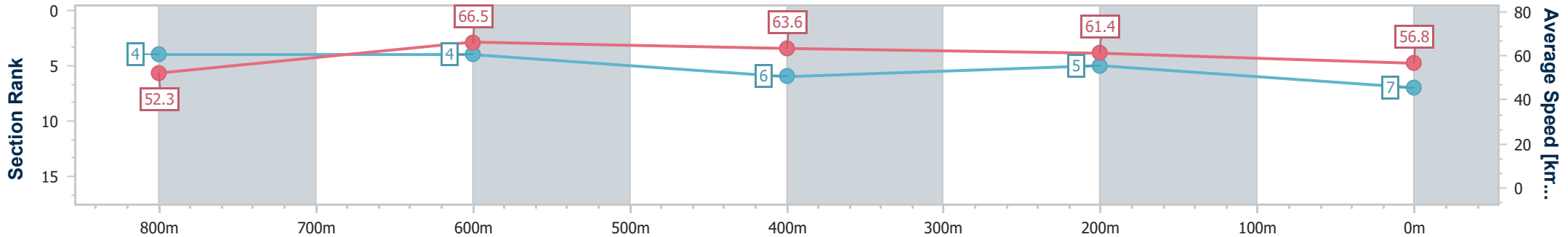
Aquis Park Gold Coast QLD Professional
 Race 1: QUEENSLAND REDS QTIS Two-Year-Old Maiden Plate - 1000m



30 November 2024 - 13:09

Track Rating: Soft 7, Weather: Showers, Rail Position: True

Section	Overall	800m	600m	400m	200m
Section Times	1:00.56 [7] (0:13.81)	0:46.75 [4] (0:10.91)	0:35.84 [4] (0:11.40)	0:24.44 [6] (0:11.70)	0:12.74 [5] (0:12.74)
Average Speed [km/h]	52.3	66.5	63.6	61.4	56.8
Top Speed [km/h]	68.7	68.4	64.7	62.4	62.0
Avg. Dist. to Rail [m]	5.9	1.2	1.1	3.6	4.2
Avg. Stride Freq. [Hz]	2.2	2.2	2.3	2.2	2.1
Avg. Stride Length [m]	6.6	8.3	7.8	7.8	7.5



- [] Ranking at each section and finish
- .-.- No data available at this section
- NA No data available



Horse/Jockey Name	Mishani Treasure
Final Rank	8
Fastest Section Time (Section)	0:10.79 (800m)
Top Speed [km/h] (Section)	68.0 (800m)
Race State	Finished

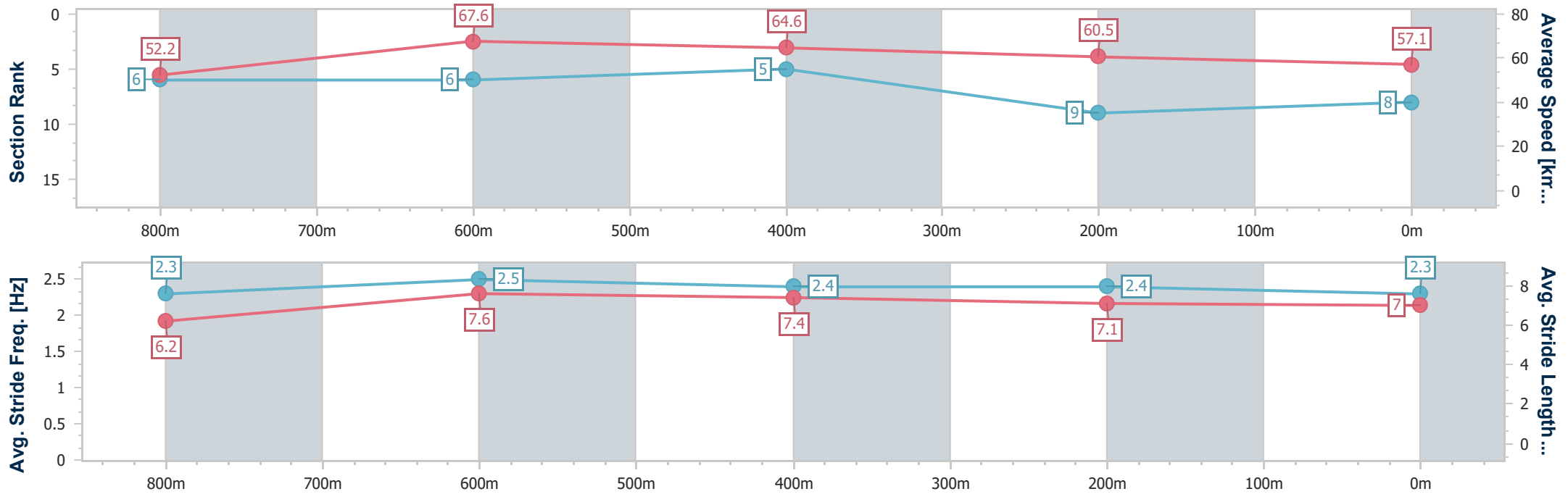


Aquis Park Gold Coast QLD Professional
 Race 1: QUEENSLAND REDS QTIS Two-Year-Old Maiden Plate - 1000m
 HOME OF THE GOLD COAST TURF CLUB & SPORT CENTRE

30 November 2024 - 13:09

Track Rating: Soft 7, Weather: Showers, Rail Position: True

Section	Overall	800m	600m	400m	200m
Section Times	1:00.63 [8] (0:14.04)	0:46.59 [6] (0:10.79)	0:35.80 [6] (0:11.27)	0:24.53 [5] (0:11.99)	0:12.54 [9] (0:12.54)
Average Speed [km/h]	52.2	67.6	64.6	60.5	57.1
Top Speed [km/h]	62.1	68.0	68.0	65.2	61.3
Avg. Dist. to Rail [m]	8.7	2.9	2.0	7.0	11.3
Avg. Stride Freq. [Hz]	2.3	2.5	2.4	2.4	2.3
Avg. Stride Length [m]	6.2	7.6	7.4	7.1	7.0



- [] Ranking at each section and finish
- .-.- No data available at this section
- NA No data available



Horse/Jockey Name	Cat Call
Final Rank	9
Fastest Section Time (Section)	0:10.64 (800m)
Top Speed [km/h] (Section)	70.2 (800m)
Race State	Finished

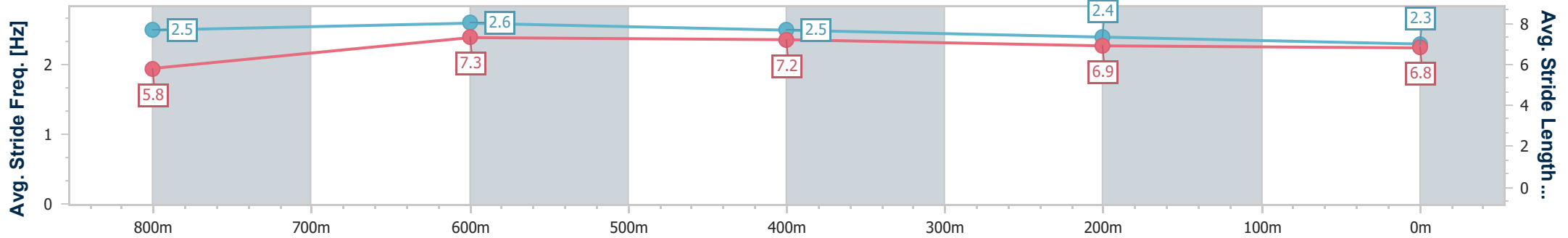
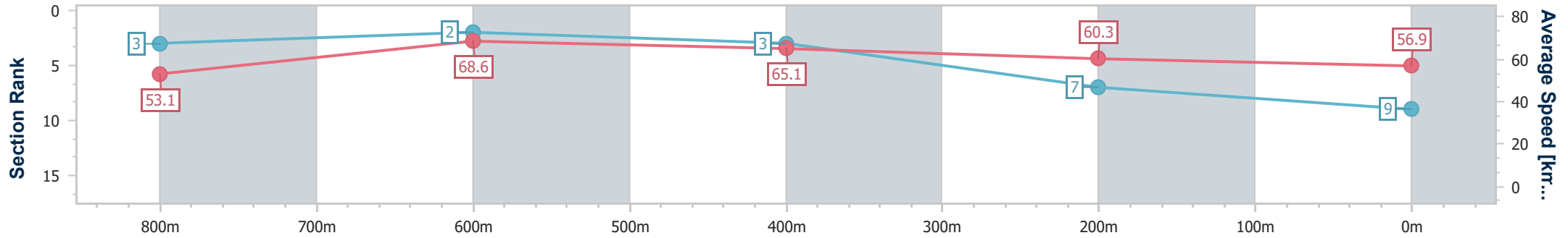


Aquis Park Gold Coast QLD Professional
 Race 1: QUEENSLAND REDS QTIS Two-Year-Old Maiden Plate - 1000m
 HOME OF THE GOLD COAST
 TURF CLUB & SPORT CENTRE

30 November 2024 - 13:09

Track Rating: Soft 7, Weather: Showers, Rail Position: True

Section	Overall	800m	600m	400m	200m
Section Times	1:00.65 [9] (0:13.78)	0:46.87 [3] (0:10.64)	0:36.23 [2] (0:11.50)	0:24.73 [3] (0:12.05)	0:12.68 [7] (0:12.68)
Average Speed [km/h]	53.1	68.6	65.1	60.3	56.9
Top Speed [km/h]	68.8	70.2	68.0	61.3	59.4
Avg. Dist. to Rail [m]	9.3	3.6	6.8	9.1	10.8
Avg. Stride Freq. [Hz]	2.5	2.6	2.5	2.4	2.3
Avg. Stride Length [m]	5.8	7.3	7.2	6.9	6.8



- [] Ranking at each section and finish
- .-.- No data available at this section
- NA No data available



Horse/Jockey Name	Mishani Glaze
Final Rank	10
Fastest Section Time (Section)	0:10.78 (800m)
Top Speed [km/h] (Section)	68.8 (800m)
Race State	Finished



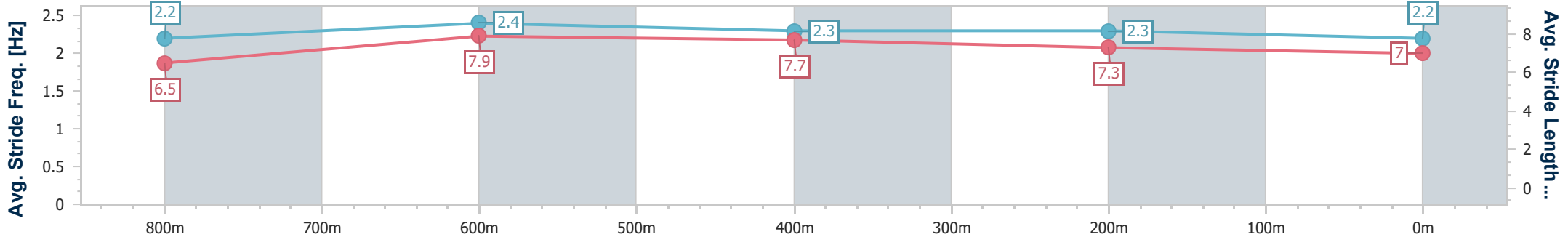
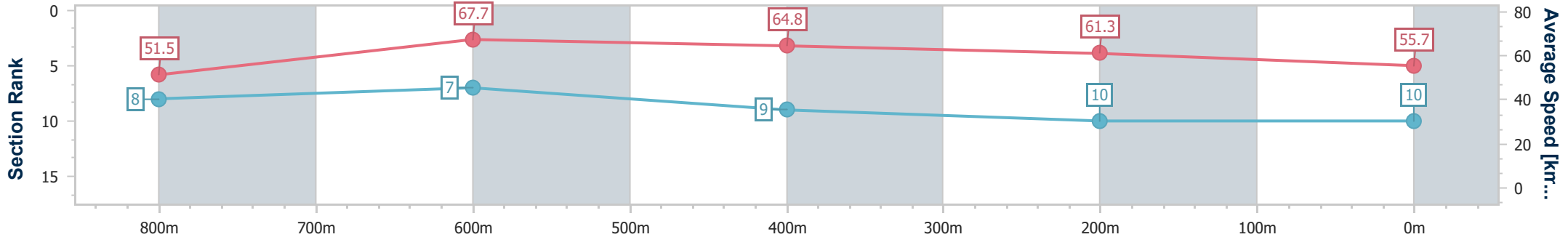
Aquis Park Gold Coast QLD Professional
 Race 1: QUEENSLAND REDS QTIS Two-Year-Old Maiden Plate - 1000m



30 November 2024 - 13:09

Track Rating: Soft 7, Weather: Showers, Rail Position: True

Section	Overall	800m	600m	400m	200m
Section Times	1:01.05 [10] (0:14.19)	0:46.86 [8] (0:10.78)	0:36.08 [7] (0:11.30)	0:24.78 [9] (0:11.82)	0:12.96 [10] (0:12.96)
Average Speed [km/h]	51.5	67.7	64.8	61.3	55.7
Top Speed [km/h]	67.4	68.8	67.9	62.9	59.4
Avg. Dist. to Rail [m]	11.0	3.1	2.8	8.4	12.4
Avg. Stride Freq. [Hz]	2.2	2.4	2.3	2.3	2.2
Avg. Stride Length [m]	6.5	7.9	7.7	7.3	7.0



- [] Ranking at each section and finish
- .-.- No data available at this section
- NA No data available



Aquis Park Gold Coast QLD Professional

Race 2: GOLD COAST TITANS BENCHMARK 62 Handicap - 2400m

30 November 2024 - 13:44



Track Rating: Heavy 8, Weather: Showers, Rail Position: True

Section		Overall	2200m	2000m	1800m	1600m	1400m	1200m	Last 600m				
Field Times		2:33.93 (0:14.78)	2:19.15 (0:11.59)	2:07.56 (0:12.27)	1:55.29 (0:12.94)	1:42.35 (0:12.76)	1:29.59 (0:13.06)	1:16.53 (0:12.59)	0:38.67				
Rank	TAB Horse/Jockey	Barrier	Top Speed [km/h]	Fastest Section									Distance Travelled [m]
1	7 RADEGAST Anthony Allen	5	65.9 2200m	0:11.71 2200m	2:33.93 [1] (0:15.20)	2:18.73 [6] (0:11.71)	2:07.02 [7] (0:12.41)	1:54.61 [8] (0:13.03)	1:41.58 [8] (0:13.08)	1:28.50 [8] (0:12.87)	1:15.63 [8] (0:12.78)	0:37.55	
2	5 SOKUDO Georgina Cartwright	4	63.1 2200m	0:11.68 2200m	2:34.78 [2] (0:15.43)	2:19.35 [8] (0:11.68)	2:07.67 [8] (0:12.18)	1:55.49 [7] (0:12.98)	1:42.51 [7] (0:13.09)	1:29.42 [7] (0:12.83)	1:16.59 [7] (0:12.71)	0:38.58	-5
3	6 GOING TO THE SUN Nathan Thomas	1	61.8 2200m	0:11.84 2200m	2:35.22 [3] (0:14.97)	2:20.25 [5] (0:11.84)	2:08.41 [6] (0:12.29)	1:56.12 [6] (0:12.93)	1:43.19 [5] (0:13.08)	1:30.11 [6] (0:12.88)	1:17.23 [6] (0:12.79)	0:39.00	+0
4	1 YA LOVE HER Kirk Matheson	3	62.7 Overall	0:11.72 2200m	2:35.37 [4] (0:14.90)	2:20.47 [4] (0:11.72)	2:08.75 [3] (0:12.24)	1:56.51 [3] (0:12.72)	1:43.79 [1] (0:12.76)	1:31.03 [1] (0:13.06)	1:17.97 [1] (0:12.59)	0:40.11	-7
5	3 MORE SAINTLY Dan McGillivray	7	64.6 2200m	0:11.57 2200m	2:35.96 [5] (0:14.80)	2:21.16 [2] (0:11.57)	2:09.59 [1] (0:12.29)	1:57.30 [2] (0:13.00)	1:44.30 [3] (0:13.19)	1:31.11 [3] (0:12.96)	1:18.15 [3] (0:12.71)	0:40.31	-6
6	2 HIT 'EM UP Brandon Lerena	6	64.5 Overall	0:11.62 2200m	2:36.03 [6] (0:14.78)	2:21.25 [1] (0:11.62)	2:09.63 [2] (0:12.24)	1:57.39 [1] (0:13.02)	1:44.37 [2] (0:13.10)	1:31.27 [2] (0:13.07)	1:18.20 [4] (0:12.85)	0:39.90	-5
7	9 CAMELOT STAR Adin Thompson	2	63.1 2200m	0:11.86 2200m	2:36.17 [7] (0:14.84)	2:21.33 [3] (0:11.86)	2:09.47 [4] (0:12.37)	1:57.10 [5] (0:12.98)	1:44.12 [6] (0:13.02)	1:31.10 [5] (0:12.86)	1:18.24 [5] (0:12.69)	0:39.94	-16
8	8 CHIEF COMMAND Jace McMurray	8	63.9 2200m	0:11.51 2200m	2:37.28 [8] (0:15.23)	2:22.05 [7] (0:11.51)	2:10.54 [5] (0:12.27)	1:58.27 [4] (0:13.01)	1:45.26 [4] (0:13.03)	1:32.23 [4] (0:12.54)	1:19.69 [2] (0:12.64)	0:41.64	+7

Scratched: Amalgamation (#4)

[] Ranking at each section and finish
 -:-:- No data available at this section
 NA No data available

SCN Saddle cloth number
 DNF Did not finish
 DNT Did not track



Aquis Park Gold Coast QLD Professional

Race 2: GOLD COAST TITANS BENCHMARK 62 Handicap - 2400m

30 November 2024 - 13:44



Track Rating: Heavy 8, Weather: Showers, Rail Position: True

Section		Field Times					Last 600m					
		1000m	800m	600m	400m	200m						
		1:03.94 (0:12.71)	0:51.23 (0:12.56)	0:38.67 (0:13.03)	0:25.64 (0:12.99)	0:12.65 (0:12.65)	0:38.67					
Rank	TAB Horse/Jockey	Barrier	Top Speed [km/h]	Fastest Section	Margin					Distance Travelled [m]		
1	7 RADEGAST Anthony Allen	5	65.9 2200m	0:11.71 2200m	1:02.85 [8] (0:12.91)	0:49.94 [8] (0:12.39)	0:37.55 [8] (0:12.57)	0:24.98 [7] (0:12.33)	0:12.65 [1] (0:12.65)	2:33.93	0:37.55	
2	5 SOKUDO Georgina Cartwright	4	63.1 2200m	0:11.68 2200m	1:03.88 [7] (0:12.83)	0:51.05 [7] (0:12.47)	0:38.58 [5] (0:12.69)	0:25.89 [5] (0:12.71)	0:13.18 [4] (0:13.18)	4.8L	0:38.58	-5
3	6 GOING TO THE SUN Nathan Thomas	1	61.8 2200m	0:11.84 2200m	1:04.44 [6] (0:12.93)	0:51.51 [6] (0:12.51)	0:39.00 [6] (0:12.52)	0:26.48 [4] (0:12.84)	0:13.64 [3] (0:13.64)	7.3L	0:39.00	+0
4	1 YA LOVE HER Kirk Matheson	3	62.7 Overall	0:11.72 2200m	1:05.38 [1] (0:12.71)	0:52.67 [1] (0:12.56)	0:40.11 [1] (0:13.03)	0:27.08 [1] (0:13.28)	0:13.80 [2] (0:13.80)	8.1L	0:40.11	-7
5	3 MORE SAINTLY Dan McGillivray	7	64.6 2200m	0:11.57 2200m	1:05.44 [3] (0:12.74)	0:52.70 [3] (0:12.39)	0:40.31 [3] (0:12.65)	0:27.66 [2] (0:13.46)	0:14.20 [5] (0:14.20)	11.4L	0:40.31	-6
6	2 HIT 'EM UP Brandon Lerena	6	64.5 Overall	0:11.62 2200m	1:05.35 [5] (0:12.95)	0:52.40 [5] (0:12.50)	0:39.90 [4] (0:12.79)	0:27.11 [6] (0:13.40)	0:13.71 [6] (0:13.71)	11.7L	0:39.90	-5
7	9 CAMELOT STAR Adin Thompson	2	63.1 2200m	0:11.86 2200m	1:05.55 [4] (0:12.95)	0:52.60 [4] (0:12.66)	0:39.94 [7] (0:12.89)	0:27.05 [8] (0:13.48)	0:13.57 [8] (0:13.57)	12.5L	0:39.94	-16
8	8 CHIEF COMMAND Jace McMurray	8	63.9 2200m	0:11.51 2200m	1:07.05 [2] (0:12.81)	0:54.24 [2] (0:12.60)	0:41.64 [2] (0:12.96)	0:28.68 [3] (0:13.77)	0:14.91 [7] (0:14.91)	19L	0:41.64	+7

Scratched: Amalgamation (#4)

[] Ranking at each section and finish
 -:-:- No data available at this section
 NA No data available

SCN Saddle cloth number
 DNF Did not finish
 DNT Did not track



Horse/Jockey Name	Radegast
Final Rank	1
Fastest Section Time (Section)	0:11.71 (2200m)
Top Speed [km/h] (Section)	65.9 (2200m)
Race State	Finished



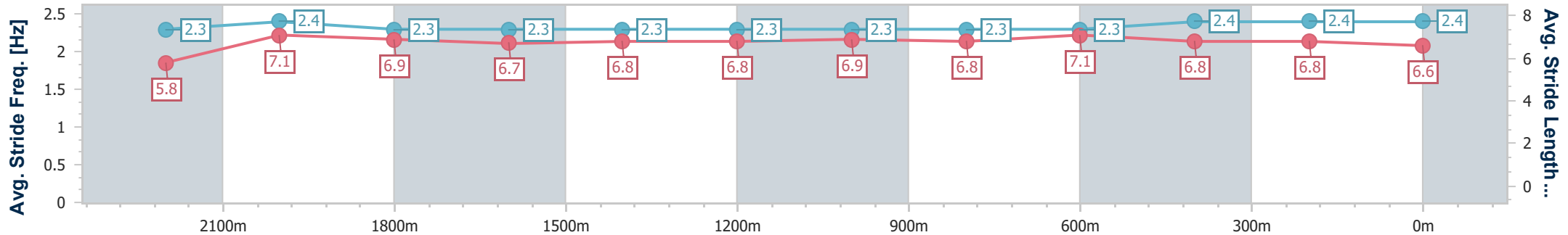
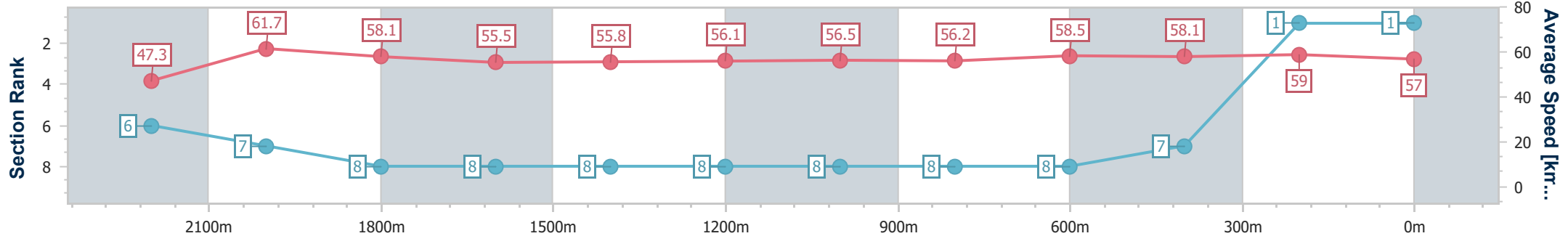
Aquis Park Gold Coast QLD Professional
Race 2: GOLD COAST TITANS BENCHMARK 62 Handicap - 2400m



30 November 2024 - 13:44

Track Rating: Heavy 8, Weather: Showers, Rail Position: True

Section	Overall	2200m	2000m	1800m	1600m	1400m	1200m	1000m	800m	600m	400m	200m
Section Times	2:33.93 [1] (0:15.20)	2:18.73 [6] (0:11.71)	2:07.02 [7] (0:12.41)	1:54.61 [8] (0:13.03)	1:41.58 [8] (0:13.08)	1:28.50 [8] (0:12.87)	1:15.63 [8] (0:12.78)	1:02.85 [8] (0:12.91)	0:49.94 [8] (0:12.39)	0:37.55 [8] (0:12.57)	0:24.98 [7] (0:12.33)	0:12.65 [1] (0:12.65)
Average Speed [km/h]	47.3	61.7	58.1	55.5	55.8	56.1	56.5	56.2	58.5	58.1	59.0	57.0
Top Speed [km/h]	62.6	65.9	59.6	57.8	57.7	56.9	57.2	57.4	59.5	59.8	60.0	58.2
Avg. Dist. to Rail [m]	3.9	1.1	1.3	1.8	2.3	2.3	2.3	1.5	1.8	2.9	8.2	11.0
Avg. Stride Freq. [Hz]	2.3	2.4	2.3	2.3	2.3	2.3	2.3	2.3	2.3	2.4	2.4	2.4
Avg. Stride Length [m]	5.8	7.1	6.9	6.7	6.8	6.8	6.9	6.8	7.1	6.8	6.8	6.6



- [] Ranking at each section and finish
- .-.- No data available at this section
- NA No data available



Horse/Jockey Name	Sokudo
Final Rank	2
Fastest Section Time (Section)	0:11.68 (2200m)
Top Speed [km/h] (Section)	63.1 (2200m)
Race State	Finished



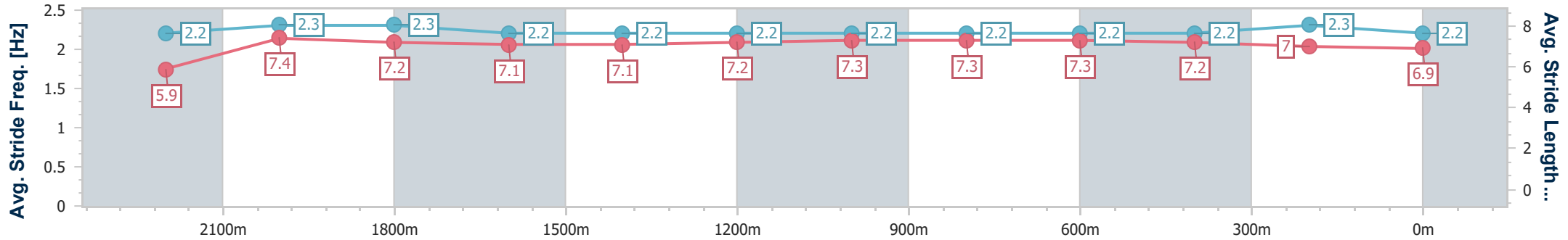
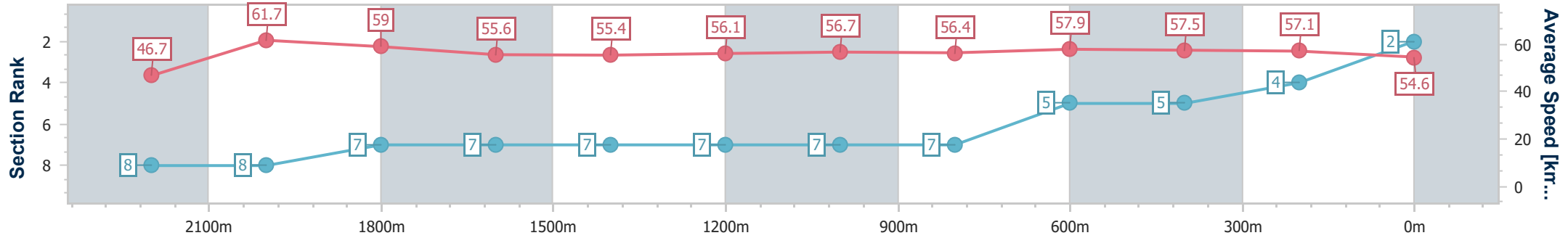
Aquis Park Gold Coast QLD Professional
 Race 2: GOLD COAST TITANS BENCHMARK 62 Handicap - 2400m



30 November 2024 - 13:44

Track Rating: Heavy 8, Weather: Showers, Rail Position: True

Section	Overall	2200m	2000m	1800m	1600m	1400m	1200m	1000m	800m	600m	400m	200m
Section Times	2:34.78 [2] (0:15.43)	2:19.35 [8] (0:11.68)	2:07.67 [8] (0:12.18)	1:55.49 [7] (0:12.98)	1:42.51 [7] (0:13.09)	1:29.42 [7] (0:12.83)	1:16.59 [7] (0:12.71)	1:03.88 [7] (0:12.83)	0:51.05 [7] (0:12.47)	0:38.58 [5] (0:12.69)	0:25.89 [5] (0:12.71)	0:13.18 [4] (0:13.18)
Average Speed [km/h]	46.7	61.7	59.0	55.6	55.4	56.1	56.7	56.4	57.9	57.5	57.1	54.6
Top Speed [km/h]	61.7	63.1	60.0	57.1	56.4	57.0	57.2	57.1	58.9	59.0	58.5	56.7
Avg. Dist. to Rail [m]	4.3	0.4	0.1	0.7	1.4	1.4	1.3	0.8	1.0	2.3	8.1	11.5
Avg. Stride Freq. [Hz]	2.2	2.3	2.3	2.2	2.2	2.2	2.2	2.2	2.2	2.2	2.3	2.2
Avg. Stride Length [m]	5.9	7.4	7.2	7.1	7.1	7.2	7.3	7.3	7.3	7.2	7.0	6.9



- [] Ranking at each section and finish
- .-.- No data available at this section
- NA No data available



Horse/Jockey Name	Going To The Sun
Final Rank	3
Fastest Section Time (Section)	0:11.84 (2200m)
Top Speed [km/h] (Section)	61.8 (2200m)
Race State	Finished



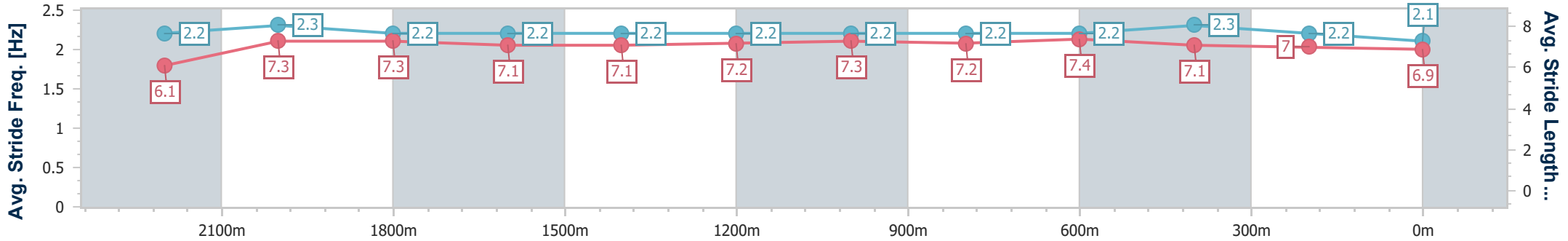
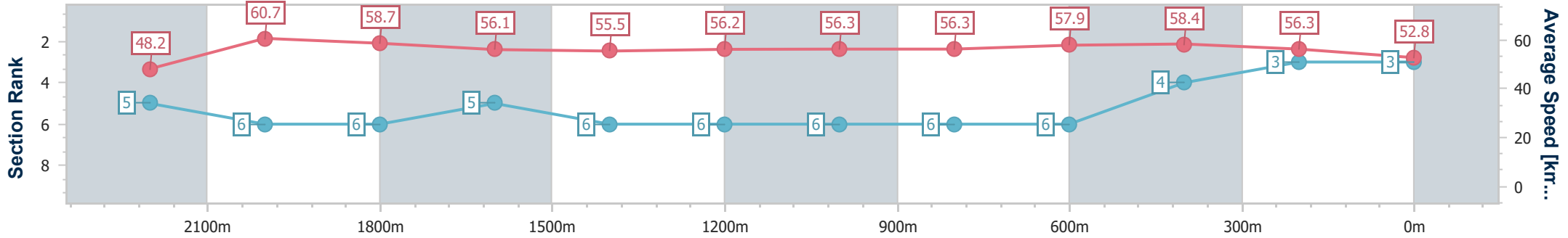
Aquis Park Gold Coast QLD Professional
Race 2: GOLD COAST TITANS BENCHMARK 62 Handicap - 2400m



30 November 2024 - 13:44

Track Rating: Heavy 8, Weather: Showers, Rail Position: True

Section	Overall	2200m	2000m	1800m	1600m	1400m	1200m	1000m	800m	600m	400m	200m
Section Times	2:35.22 [3] (0:14.97)	2:20.25 [5] (0:11.84)	2:08.41 [6] (0:12.29)	1:56.12 [6] (0:12.93)	1:43.19 [5] (0:13.08)	1:30.11 [6] (0:12.88)	1:17.23 [6] (0:12.79)	1:04.44 [6] (0:12.93)	0:51.51 [6] (0:12.51)	0:39.00 [6] (0:12.52)	0:26.48 [4] (0:12.84)	0:13.64 [3] (0:13.64)
Average Speed [km/h]	48.2	60.7	58.7	56.1	55.5	56.2	56.3	56.3	57.9	58.4	56.3	52.8
Top Speed [km/h]	61.6	61.8	59.5	57.6	57.6	57.4	56.9	57.8	58.9	59.6	57.0	54.8
Avg. Dist. to Rail [m]	5.4	0.4	0.8	1.5	2.2	2.1	2.1	1.6	2.0	3.0	6.2	9.1
Avg. Stride Freq. [Hz]	2.2	2.3	2.2	2.2	2.2	2.2	2.2	2.2	2.2	2.3	2.2	2.1
Avg. Stride Length [m]	6.1	7.3	7.3	7.1	7.1	7.2	7.3	7.2	7.4	7.1	7.0	6.9



- [] Ranking at each section and finish
- .-.- No data available at this section
- NA No data available



Horse/Jockey Name	Ya Love Her
Final Rank	4
Fastest Section Time (Section)	0:11.72 (2200m)
Top Speed [km/h] (Section)	62.7 (Overall)
Race State	Finished



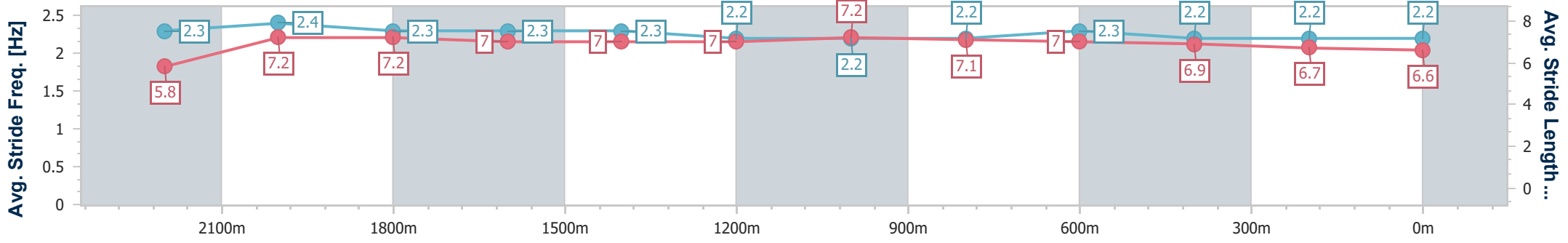
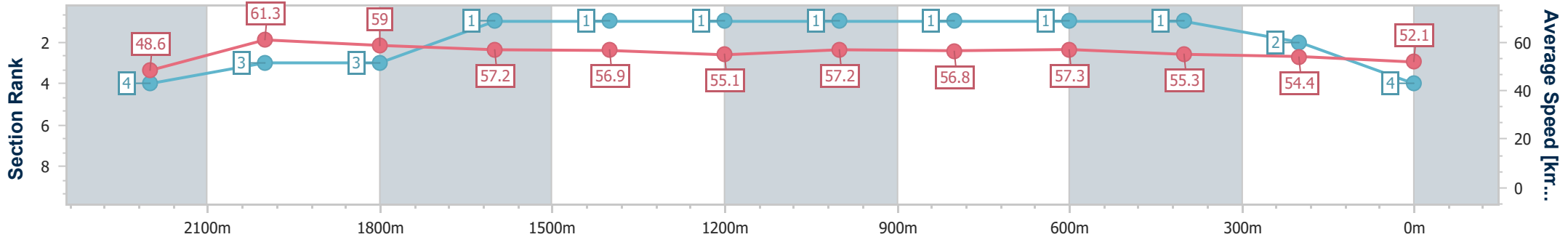
Aquis Park Gold Coast QLD Professional
 Race 2: GOLD COAST TITANS BENCHMARK 62 Handicap - 2400m



30 November 2024 - 13:44

Track Rating: Heavy 8, Weather: Showers, Rail Position: True

Section	Overall	2200m	2000m	1800m	1600m	1400m	1200m	1000m	800m	600m	400m	200m
Section Times	2:35.37 [4] (0:14.90)	2:20.47 [4] (0:11.72)	2:08.75 [3] (0:12.24)	1:56.51 [3] (0:12.72)	1:43.79 [1] (0:12.76)	1:31.03 [1] (0:13.06)	1:17.97 [1] (0:12.59)	1:05.38 [1] (0:12.71)	0:52.67 [1] (0:12.56)	0:40.11 [1] (0:13.03)	0:27.08 [1] (0:13.28)	0:13.80 [2] (0:13.80)
Average Speed [km/h]	48.6	61.3	59.0	57.2	56.9	55.1	57.2	56.8	57.3	55.3	54.4	52.1
Top Speed [km/h]	62.7	62.4	60.3	58.5	58.0	57.2	57.5	57.6	58.0	56.3	55.1	53.8
Avg. Dist. to Rail [m]	4.9	1.1	1.1	2.5	2.2	0.6	0.6	0.4	0.4	0.7	2.5	7.5
Avg. Stride Freq. [Hz]	2.3	2.4	2.3	2.3	2.3	2.2	2.2	2.2	2.3	2.2	2.2	2.2
Avg. Stride Length [m]	5.8	7.2	7.2	7.0	7.0	7.0	7.2	7.1	7.0	6.9	6.7	6.6



- [] Ranking at each section and finish
- .-.- No data available at this section
- NA No data available



Horse/Jockey Name	More Saintly
Final Rank	5
Fastest Section Time (Section)	0:11.57 (2200m)
Top Speed [km/h] (Section)	64.6 (2200m)
Race State	Finished



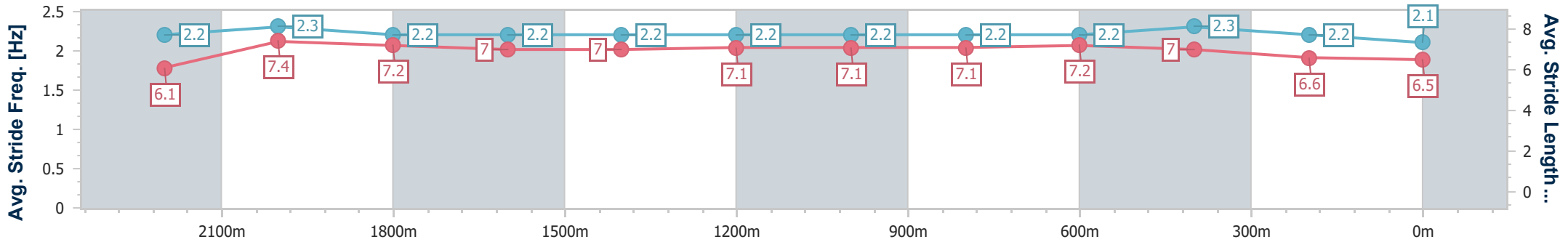
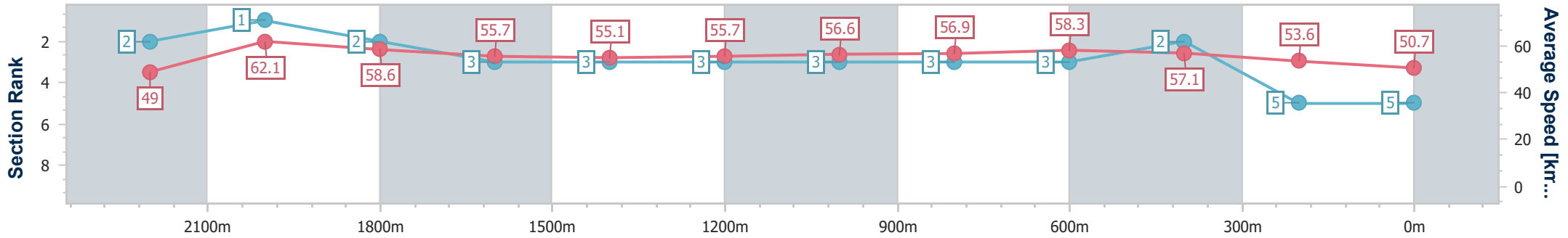
Aquis Park Gold Coast QLD Professional
 Race 2: GOLD COAST TITANS BENCHMARK 62 Handicap - 2400m



30 November 2024 - 13:44

Track Rating: Heavy 8, Weather: Showers, Rail Position: True

Section	Overall	2200m	2000m	1800m	1600m	1400m	1200m	1000m	800m	600m	400m	200m
Section Times	2:35.96 [5] (0:14.80)	2:21.16 [2] (0:11.57)	2:09.59 [1] (0:12.29)	1:57.30 [2] (0:13.00)	1:44.30 [3] (0:13.19)	1:31.11 [3] (0:12.96)	1:18.15 [3] (0:12.71)	1:05.44 [3] (0:12.74)	0:52.70 [3] (0:12.39)	0:40.31 [3] (0:12.65)	0:27.66 [2] (0:13.46)	0:14.20 [5] (0:14.20)
Average Speed [km/h]	49.0	62.1	58.6	55.7	55.1	55.7	56.6	56.9	58.3	57.1	53.6	50.7
Top Speed [km/h]	63.6	64.6	60.2	56.9	56.9	57.0	57.3	58.2	59.3	57.9	55.6	51.3
Avg. Dist. to Rail [m]	4.1	2.0	0.9	1.4	2.0	2.4	3.1	1.4	0.7	0.3	3.0	6.5
Avg. Stride Freq. [Hz]	2.2	2.3	2.2	2.2	2.2	2.2	2.2	2.2	2.2	2.3	2.2	2.1
Avg. Stride Length [m]	6.1	7.4	7.2	7.0	7.0	7.1	7.1	7.1	7.2	7.0	6.6	6.5



- [] Ranking at each section and finish
- .-.- No data available at this section
- NA No data available



Horse/Jockey Name	Hit 'Em Up
Final Rank	6
Fastest Section Time (Section)	0:11.62 (2200m)
Top Speed [km/h] (Section)	64.5 (Overall)
Race State	Finished



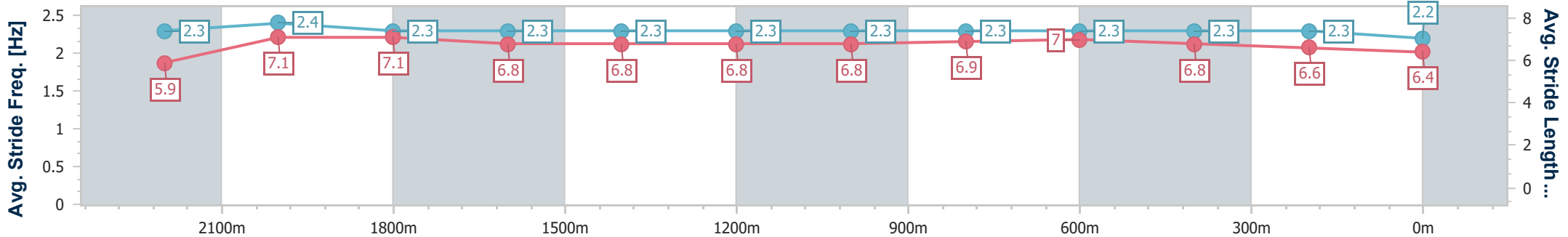
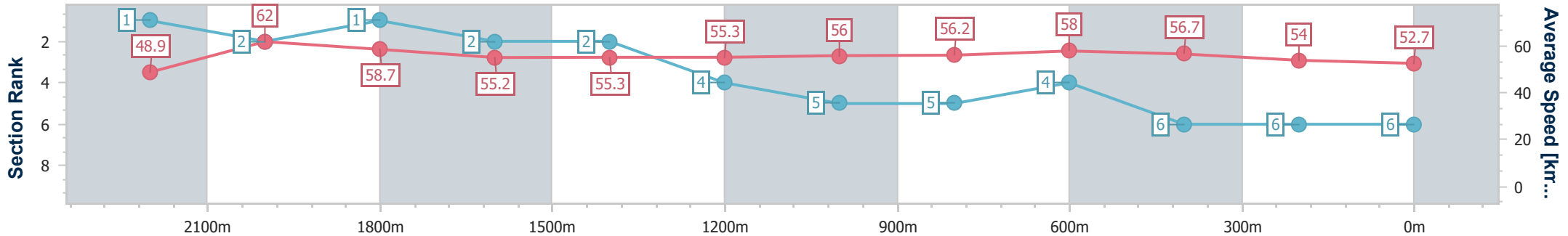
Aquis Park Gold Coast QLD Professional
 Race 2: GOLD COAST TITANS BENCHMARK 62 Handicap - 2400m



30 November 2024 - 13:44

Track Rating: Heavy 8, Weather: Showers, Rail Position: True

Section	Overall	2200m	2000m	1800m	1600m	1400m	1200m	1000m	800m	600m	400m	200m
Section Times	2:36.03 [6] (0:14.78)	2:21.25 [1] (0:11.62)	2:09.63 [2] (0:12.24)	1:57.39 [1] (0:13.02)	1:44.37 [2] (0:13.10)	1:31.27 [2] (0:13.07)	1:18.20 [4] (0:12.85)	1:05.35 [5] (0:12.95)	0:52.40 [5] (0:12.50)	0:39.90 [4] (0:12.79)	0:27.11 [6] (0:13.40)	0:13.71 [6] (0:13.71)
Average Speed [km/h]	48.9	62.0	58.7	55.2	55.3	55.3	56.0	56.2	58.0	56.7	54.0	52.7
Top Speed [km/h]	64.5	63.7	60.6	56.6	56.4	56.6	56.5	58.3	59.0	58.1	55.4	54.2
Avg. Dist. to Rail [m]	4.3	1.4	0.7	0.8	1.3	2.1	2.4	1.7	1.8	1.8	5.7	9.0
Avg. Stride Freq. [Hz]	2.3	2.4	2.3	2.3	2.3	2.3	2.3	2.3	2.3	2.3	2.3	2.2
Avg. Stride Length [m]	5.9	7.1	7.1	6.8	6.8	6.8	6.8	6.9	7.0	6.8	6.6	6.4



- [] Ranking at each section and finish
- .-.- No data available at this section
- NA No data available



Horse/Jockey Name	Camelot Star
Final Rank	7
Fastest Section Time (Section)	0:11.86 (2200m)
Top Speed [km/h] (Section)	63.1 (2200m)
Race State	Finished



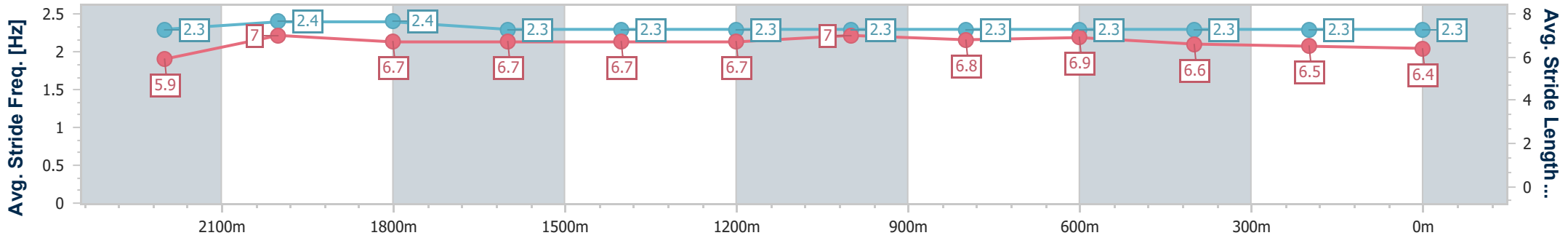
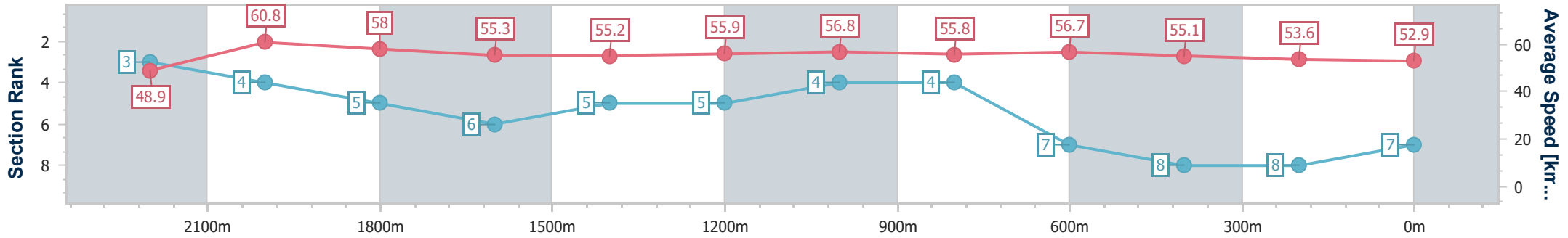
Aquis Park Gold Coast QLD Professional
 Race 2: GOLD COAST TITANS BENCHMARK 62 Handicap - 2400m



30 November 2024 - 13:44

Track Rating: Heavy 8, Weather: Showers, Rail Position: True

Section	Overall	2200m	2000m	1800m	1600m	1400m	1200m	1000m	800m	600m	400m	200m
Section Times	2:36.17 [7] (0:14.84)	2:21.33 [3] (0:11.86)	2:09.47 [4] (0:12.37)	1:57.10 [5] (0:12.98)	1:44.12 [6] (0:13.02)	1:31.10 [5] (0:12.86)	1:18.24 [5] (0:12.69)	1:05.55 [4] (0:12.95)	0:52.60 [4] (0:12.66)	0:39.94 [7] (0:12.89)	0:27.05 [8] (0:13.48)	0:13.57 [8] (0:13.57)
Average Speed [km/h]	48.9	60.8	58.0	55.3	55.2	55.9	56.8	55.8	56.7	55.1	53.6	52.9
Top Speed [km/h]	62.0	63.1	61.0	56.5	57.6	57.1	57.3	56.5	57.6	56.4	54.3	56.3
Avg. Dist. to Rail [m]	5.0	0.3	0.6	0.6	0.7	0.6	1.0	0.6	0.5	2.2	1.7	4.6
Avg. Stride Freq. [Hz]	2.3	2.4	2.4	2.3	2.3	2.3	2.3	2.3	2.3	2.3	2.3	2.3
Avg. Stride Length [m]	5.9	7.0	6.7	6.7	6.7	6.7	6.7	7.0	6.9	6.6	6.5	6.4



- [] Ranking at each section and finish
- .-.- No data available at this section
- NA No data available



Horse/Jockey Name	Chief Command
Final Rank	8
Fastest Section Time (Section)	0:11.51 (2200m)
Top Speed [km/h] (Section)	63.9 (2200m)
Race State	Finished



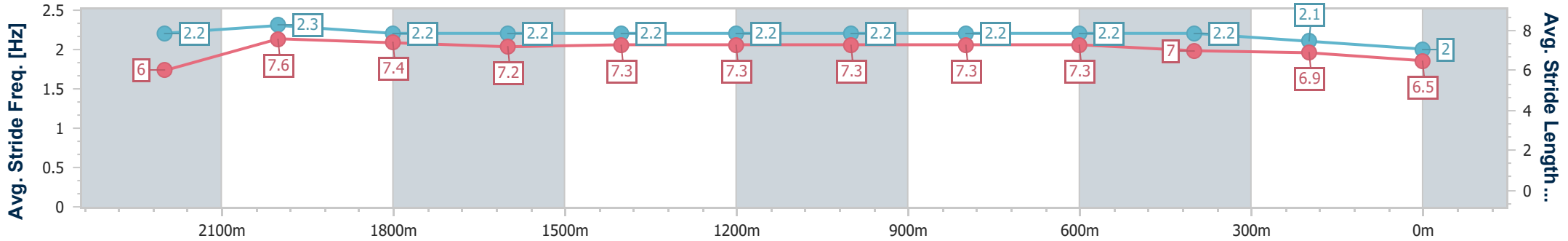
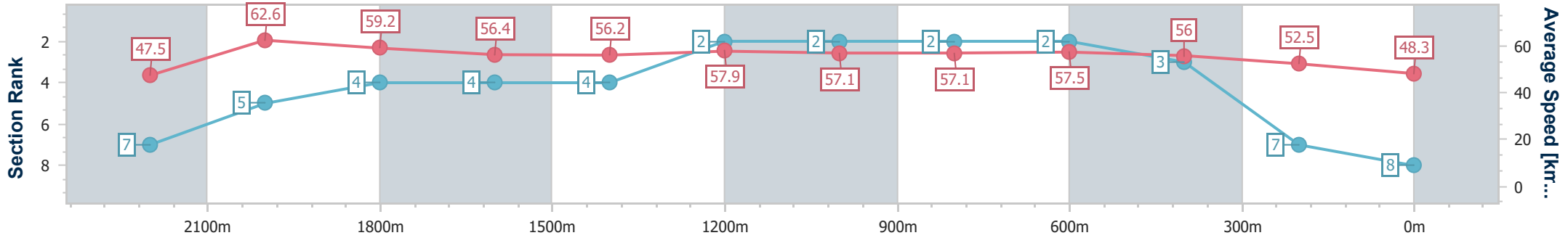
Aquis Park Gold Coast QLD Professional
 Race 2: GOLD COAST TITANS BENCHMARK 62 Handicap - 2400m



30 November 2024 - 13:44

Track Rating: Heavy 8, Weather: Showers, Rail Position: True

Section	Overall	2200m	2000m	1800m	1600m	1400m	1200m	1000m	800m	600m	400m	200m
Section Times	2:37.28 [8] (0:15.23)	2:22.05 [7] (0:11.51)	2:10.54 [5] (0:12.27)	1:58.27 [4] (0:13.01)	1:45.26 [4] (0:13.03)	1:32.23 [4] (0:12.54)	1:19.69 [2] (0:12.64)	1:07.05 [2] (0:12.81)	0:54.24 [2] (0:12.60)	0:41.64 [2] (0:12.96)	0:28.68 [3] (0:13.77)	0:14.91 [7] (0:14.91)
Average Speed [km/h]	47.5	62.6	59.2	56.4	56.2	57.9	57.1	57.1	57.5	56.0	52.5	48.3
Top Speed [km/h]	63.1	63.9	60.7	57.4	57.6	58.8	57.8	58.6	58.5	58.0	53.9	50.9
Avg. Dist. to Rail [m]	4.2	3.8	3.3	4.3	3.5	4.4	4.0	3.1	3.0	1.4	3.2	5.4
Avg. Stride Freq. [Hz]	2.2	2.3	2.2	2.2	2.2	2.2	2.2	2.2	2.2	2.2	2.1	2.0
Avg. Stride Length [m]	6.0	7.6	7.4	7.2	7.3	7.3	7.3	7.3	7.3	7.0	6.9	6.5



- [] Ranking at each section and finish
- .-.- No data available at this section
- NA No data available



Aquis Park Gold Coast QLD Professional

Race 3: NORTH QUEENSLAND COWBOYS Maiden Plate - 1700m

30 November 2024 - 14:19



Track Rating: Heavy 9, Weather: Showers, Rail Position: True

Section		Field Times												
Overall	1600m	1400m	1200m	1000m	800m	600m	Last 600m							
1:46.57 (0:08.35)	1:38.22 (0:12.42)	1:25.80 (0:12.26)	1:13.54 (0:12.57)	1:00.97 (0:12.58)	0:48.39 (0:12.33)	0:36.06 (0:11.98)	0:36.06							
Rank	TAB	Horse/Jockey	Barrier	Top Speed [km/h]	Fastest Section	Overall	1600m	1400m	1200m	1000m	800m	600m	Last 600m	Distance Travelled [m]
1	2	NOCTILUCENT Brandon Lerena	4	61.6 400m	0:08.35 Overall	1:46.57 [1] (0:08.35)	1:38.22 [1] (0:12.42)	1:25.80 [1] (0:12.26)	1:13.54 [1] (0:12.57)	1:00.97 [1] (0:12.58)	0:48.39 [1] (0:12.33)	0:36.06 [1] (0:11.98)	0:36.06	
2	1	NICODEMUS Jai Williams	2	61.1 400m	0:08.49 Overall	1:47.07 [2] (0:08.49)	1:38.58 [3] (0:12.31)	1:26.27 [2] (0:12.39)	1:13.88 [2] (0:12.63)	1:01.25 [3] (0:12.53)	0:48.72 [3] (0:12.36)	0:36.36 [3] (0:12.00)	0:36.36	-2
3	15	DOUBLE GLAZED Georgina Cartwright	1	61.5 600m	0:08.89 Overall	1:47.47 [3] (0:08.89)	1:38.58 [8] (0:12.31)	1:26.27 [6] (0:12.70)	1:13.57 [6] (0:12.46)	1:01.11 [6] (0:12.65)	0:48.46 [6] (0:12.12)	0:36.34 [6] (0:12.07)	0:36.34	+2
4	5	ALLEZBEC Jace McMurray	5	60.4 600m	0:08.68 Overall	1:48.18 [4] (0:08.68)	1:39.50 [5] (0:12.49)	1:27.01 [5] (0:12.49)	1:14.52 [5] (0:12.51)	1:02.01 [5] (0:12.62)	0:49.39 [5] (0:12.19)	0:37.20 [4] (0:12.13)	0:37.20	+1
5	9	TANGO SPIRIT Sean Cormack	6	60.4 600m	0:08.46 Overall	1:48.23 [5] (0:08.46)	1:39.77 [2] (0:12.45)	1:27.32 [3] (0:12.43)	1:14.89 [3] (0:12.48)	1:02.41 [2] (0:12.52)	0:49.89 [2] (0:12.32)	0:37.57 [2] (0:12.19)	0:37.57	+4
6	4	SOMAX Jackson Murphy	7	61.7 600m	0:08.84 Overall	1:48.37 [6] (0:08.84)	1:39.53 [6] (0:12.61)	1:26.92 [8] (0:12.53)	1:14.39 [7] (0:12.45)	1:01.94 [7] (0:12.62)	0:49.32 [7] (0:12.09)	0:37.23 [7] (0:12.00)	0:37.23	+5
7	6	EFFIE'S JOY Yvette Lewis	9	62.2 1000m	0:08.87 Overall	1:48.37 [7] (0:08.87)	1:39.50 [7] (0:12.52)	1:26.98 [7] (0:12.72)	1:14.26 [8] (0:12.47)	1:01.79 [8] (0:12.60)	0:49.19 [8] (0:12.07)	0:37.12 [8] (0:12.05)	0:37.12	+9
8	12	WITNESS DIS Dan McGillivray	3	60.6 1600m	0:08.61 Overall	1:49.34 [8] (0:08.61)	1:40.73 [4] (0:12.38)	1:28.35 [4] (0:12.57)	1:15.78 [4] (0:12.53)	1:03.25 [4] (0:12.68)	0:50.57 [4] (0:12.33)	0:38.24 [5] (0:12.21)	0:38.24	-2
9	8	SHE'S WORTH IT Michael Cahill	8	61.1 800m	0:09.06 Overall	1:49.74 [9] (0:09.06)	1:40.68 [9] (0:12.62)	1:28.06 [9] (0:12.55)	1:15.51 [9] (0:12.39)	1:03.12 [9] (0:12.57)	0:50.55 [9] (0:12.19)	0:38.36 [9] (0:12.27)	0:38.36	+7

Scratched: Shes Wondering (#13), Arguable (#10), Cruz Del Sur (#11), King's Warrior (#3), Kovanos (#7), Rothsphene (#14)

[] Ranking at each section and finish
 -:-:- No data available at this section
 NA No data available

SCN Saddle cloth number
 DNF Did not finish
 DNT Did not track



Aquis Park Gold Coast QLD Professional

Race 3: NORTH QUEENSLAND COWBOYS Maiden Plate - 1700m

30 November 2024 - 14:19



Track Rating: Heavy 9, Weather: Showers, Rail Position: True

Section				400m	200m			Last 600m		
Field Times				0:24.08 (0:11.87)	0:12.21 (0:12.21)			0:36.06		
Rank	TAB	Horse/Jockey	Barrier	Top Speed [km/h]	Fastest Section	Margin			Distance Travelled [m]	
1	2	NOCTILUCENT Brandon Lerena	4	61.6 400m	0:08.35 Overall	0:24.08 [1] (0:11.87)	0:12.21 [1] (0:12.21)	1:46.57	0:36.06	
2	1	NICODEMUS Jai Williams	2	61.1 400m	0:08.49 Overall	0:24.36 [2] (0:11.93)	0:12.43 [2] (0:12.43)	2.8L	0:36.36	-2
3	15	DOUBLE GLAZED Georgina Cartwright	1	61.5 600m	0:08.89 Overall	0:24.27 [6] (0:12.12)	0:12.15 [3] (0:12.15)	5.1L	0:36.34	+2
4	5	ALLEZBEC Jace McMurray	5	60.4 600m	0:08.68 Overall	0:25.07 [4] (0:12.46)	0:12.61 [5] (0:12.61)	9.1L	0:37.20	+1
5	9	TANGO SPIRIT Sean Cormack	6	60.4 600m	0:08.46 Overall	0:25.38 [3] (0:12.51)	0:12.87 [4] (0:12.87)	9.3L	0:37.57	+4
6	4	SOMAX Jackson Murphy	7	61.7 600m	0:08.84 Overall	0:25.23 [5] (0:12.46)	0:12.77 [6] (0:12.77)	10.1L	0:37.23	+5
7	6	EFFIE'S JOY Yvette Lewis	9	62.2 1000m	0:08.87 Overall	0:25.07 [7] (0:12.31)	0:12.76 [7] (0:12.76)	10.2L	0:37.12	+9
8	12	WITNESS DIS Dan McGillivray	3	60.6 1600m	0:08.61 Overall	0:26.03 [8] (0:12.66)	0:13.37 [8] (0:13.37)	15.7L	0:38.24	-2
9	8	SHE'S WORTH IT Michael Cahill	8	61.1 800m	0:09.06 Overall	0:26.09 [9] (0:12.55)	0:13.54 [9] (0:13.54)	18L	0:38.36	+7

Scratched: Shes Wondering (#13), Arguable (#10), Cruz Del Sur (#11), King's Warrior (#3), Kovanos (#7), Rothsphene (#14)

[] Ranking at each section and finish
 -:-:- No data available at this section
 NA No data available

SCN Saddle cloth number
 DNF Did not finish
 DNT Did not track



Horse/Jockey Name	Noctilucent
Final Rank	1
Fastest Section Time (Section)	0:08.35 (Overall)
Top Speed [km/h] (Section)	61.6 (400m)
Race State	Finished



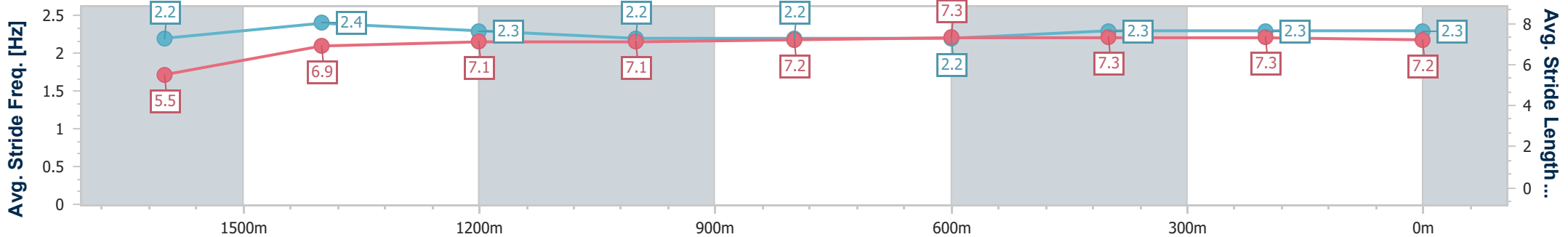
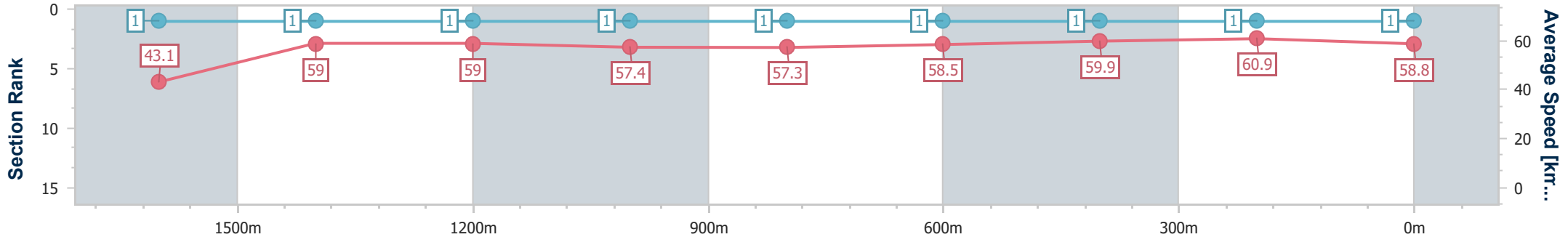
Aquis Park Gold Coast QLD Professional
Race 3: NORTH QUEENSLAND COWBOYS Maiden Plate - 1700m



30 November 2024 - 14:19

Track Rating: Heavy 9, Weather: Showers, Rail Position: True

Section	Overall	1600m	1400m	1200m	1000m	800m	600m	400m	200m
Section Times	1:46.57 [1] (0:08.35)	1:38.22 [1] (0:12.42)	1:25.80 [1] (0:12.26)	1:13.54 [1] (0:12.57)	1:00.97 [1] (0:12.58)	0:48.39 [1] (0:12.33)	0:36.06 [1] (0:11.98)	0:24.08 [1] (0:11.87)	0:12.21 [1] (0:12.21)
Average Speed [km/h]	43.1	59.0	59.0	57.4	57.3	58.5	59.9	60.9	58.8
Top Speed [km/h]	59.0	59.9	60.0	58.6	58.7	59.1	61.0	61.6	60.4
Avg. Dist. to Rail [m]	4.4	3.1	1.6	1.1	0.6	0.4	0.3	3.2	4.9
Avg. Stride Freq. [Hz]	2.2	2.4	2.3	2.2	2.2	2.2	2.3	2.3	2.3
Avg. Stride Length [m]	5.5	6.9	7.1	7.1	7.2	7.3	7.3	7.3	7.2



- [] Ranking at each section and finish
- .-.- No data available at this section
- NA No data available



Horse/Jockey Name	Nicodemus
Final Rank	2
Fastest Section Time (Section)	0:08.49 (Overall)
Top Speed [km/h] (Section)	61.1 (400m)
Race State	Finished



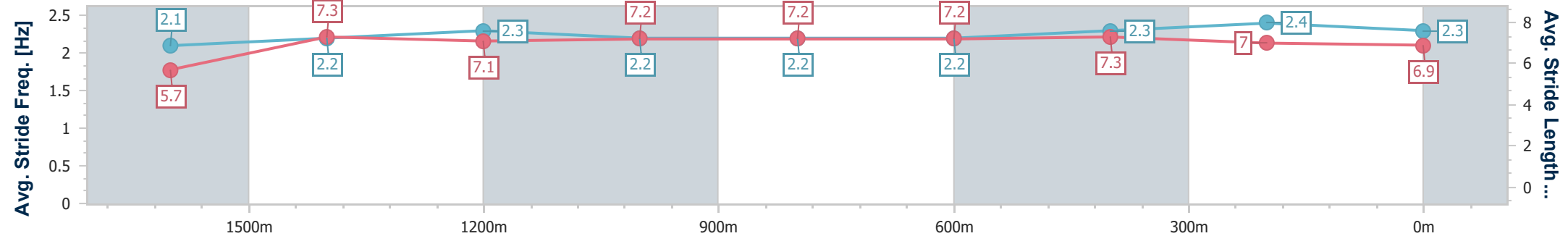
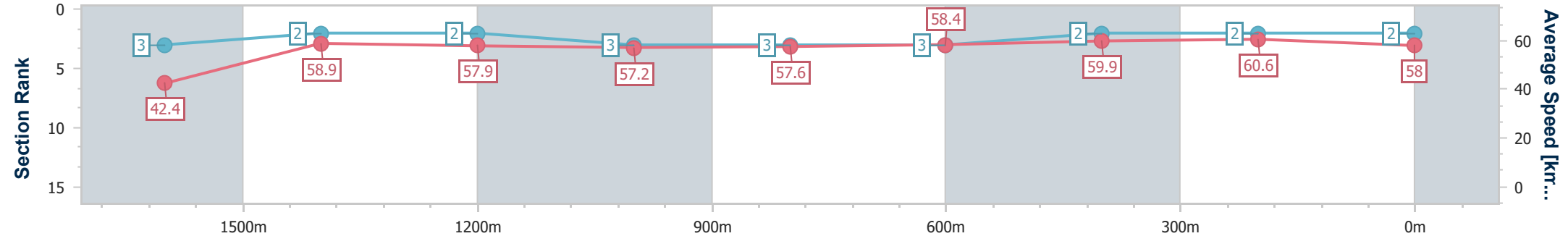
Aquis Park Gold Coast QLD Professional
Race 3: NORTH QUEENSLAND COWBOYS Maiden Plate - 1700m



30 November 2024 - 14:19

Track Rating: Heavy 9, Weather: Showers, Rail Position: True

Section	Overall	1600m	1400m	1200m	1000m	800m	600m	400m	200m				
Section Times	1:47.07 [2] (0:08.49)	1:38.58 [3] (0:12.31)	1:26.27 [2] (0:12.39)	1:13.88 [2] (0:12.63)	1:01.25 [3] (0:12.53)	0:48.72 [3] (0:12.36)	0:36.36 [3] (0:12.00)	0:24.36 [2] (0:11.93)	0:12.43 [2] (0:12.43)				
Average Speed [km/h]	42.4	58.9	57.9	57.2	57.6	58.4	59.9	60.6	58.0				
Top Speed [km/h]	59.9	60.0	59.3	59.2	59.3	59.3	60.7	61.1	59.7				
Avg. Dist. to Rail [m]	1.2	1.1	0.4	0.6	0.6	0.7	0.5	4.3	6.2				
Avg. Stride Freq. [Hz]	2.1	2.2	2.3	2.2	2.2	2.2	2.3	2.4	2.3				
Avg. Stride Length [m]	5.7	7.3	7.1	7.2	7.2	7.2	7.3	7.0	6.9				



- [] Ranking at each section and finish
- .-.- No data available at this section
- NA No data available



Horse/Jockey Name	Double Glazed
Final Rank	3
Fastest Section Time (Section)	0:08.89 (Overall)
Top Speed [km/h] (Section)	61.5 (600m)
Race State	Finished



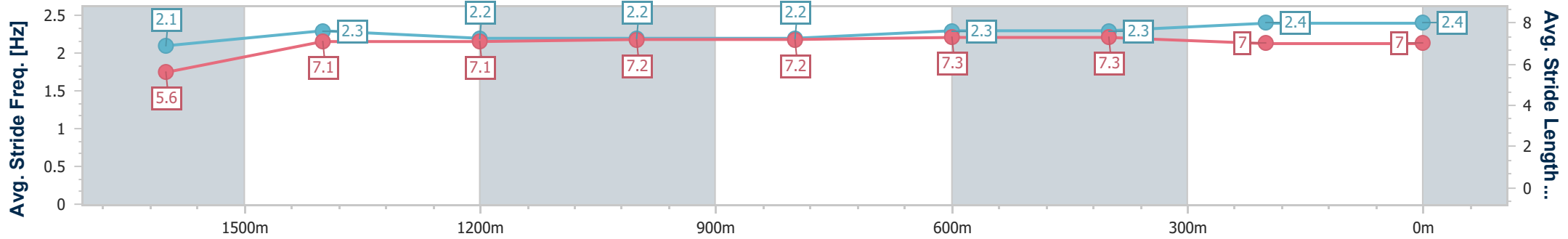
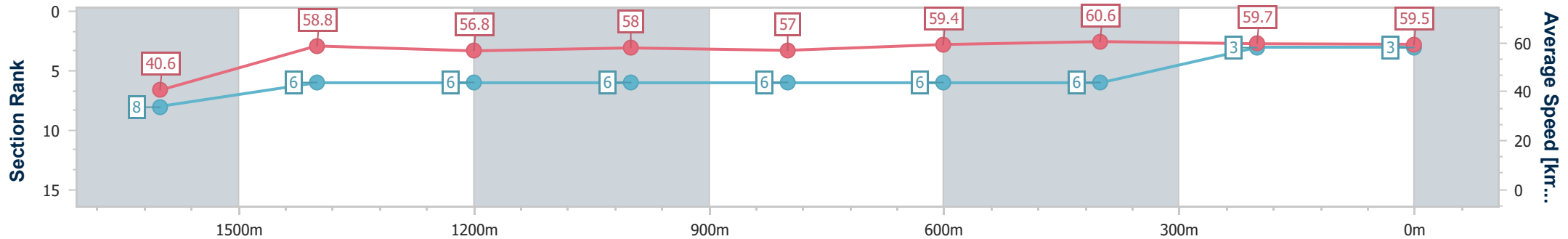
Aquis Park Gold Coast QLD Professional
Race 3: NORTH QUEENSLAND COWBOYS Maiden Plate - 1700m



30 November 2024 - 14:19

Track Rating: Heavy 9, Weather: Showers, Rail Position: True

Section	Overall	1600m	1400m	1200m	1000m	800m	600m	400m	200m				
Section Times	1:47.47 [3] (0:08.89)	1:38.58 [8] (0:12.31)	1:26.27 [6] (0:12.70)	1:13.57 [6] (0:12.46)	1:01.11 [6] (0:12.65)	0:48.46 [6] (0:12.12)	0:36.34 [6] (0:12.07)	0:24.27 [6] (0:12.12)	0:12.15 [3] (0:12.15)				
Average Speed [km/h]	40.6	58.8	56.8	58.0	57.0	59.4	60.6	59.7	59.5				
Top Speed [km/h]	58.8	59.4	58.4	59.8	59.1	60.6	61.5	61.1	60.5				
Avg. Dist. to Rail [m]	1.2	1.3	0.9	1.1	0.7	1.0	2.1	6.6	8.0				
Avg. Stride Freq. [Hz]	2.1	2.3	2.2	2.2	2.2	2.3	2.3	2.4	2.4				
Avg. Stride Length [m]	5.6	7.1	7.1	7.2	7.2	7.3	7.3	7.0	7.0				



- [] Ranking at each section and finish
- .-.- No data available at this section
- NA No data available



Horse/Jockey Name	Allezbec
Final Rank	4
Fastest Section Time (Section)	0:08.68 (Overall)
Top Speed [km/h] (Section)	60.4 (600m)
Race State	Finished



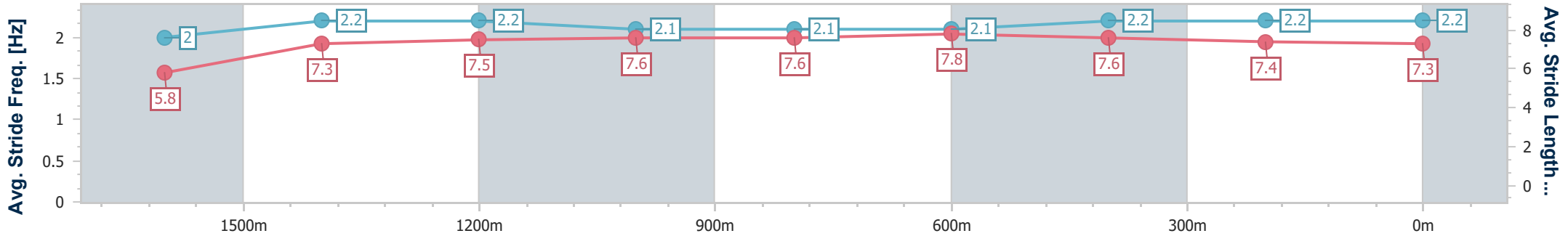
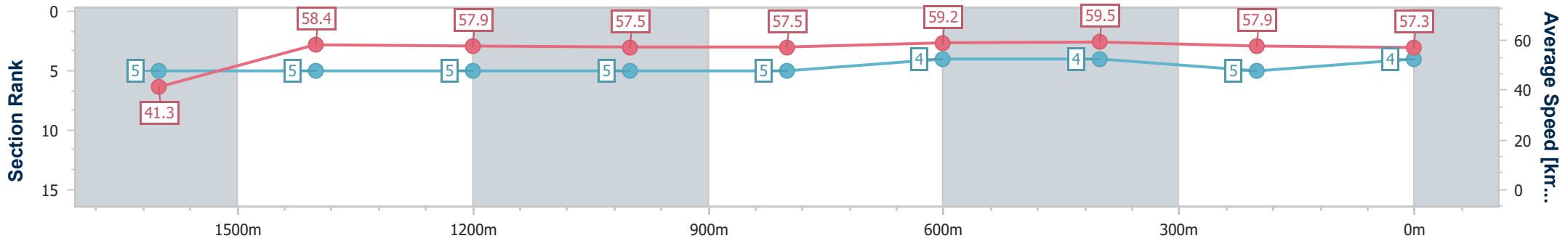
Aquis Park Gold Coast QLD Professional
Race 3: NORTH QUEENSLAND COWBOYS Maiden Plate - 1700m



30 November 2024 - 14:19

Track Rating: Heavy 9, Weather: Showers, Rail Position: True

Section	Overall	1600m	1400m	1200m	1000m	800m	600m	400m	200m				
Section Times	1:48.18 [4] (0:08.68)	1:39.50 [5] (0:12.49)	1:27.01 [5] (0:12.49)	1:14.52 [5] (0:12.51)	1:02.01 [5] (0:12.62)	0:49.39 [5] (0:12.19)	0:37.20 [4] (0:12.13)	0:25.07 [4] (0:12.46)	0:12.61 [5] (0:12.61)				
Average Speed [km/h]	41.3	58.4	57.9	57.5	57.5	59.2	59.5	57.9	57.3				
Top Speed [km/h]	57.5	59.4	58.3	58.8	59.2	59.7	60.4	58.3	57.7				
Avg. Dist. to Rail [m]	3.9	2.5	1.5	1.4	1.2	1.2	0.4	3.2	5.9				
Avg. Stride Freq. [Hz]	2.0	2.2	2.2	2.1	2.1	2.1	2.2	2.2	2.2				
Avg. Stride Length [m]	5.8	7.3	7.5	7.6	7.6	7.8	7.6	7.4	7.3				



- [] Ranking at each section and finish
- .-.- No data available at this section
- NA No data available



Horse/Jockey Name	Tango Spirit
Final Rank	5
Fastest Section Time (Section)	0:08.46 (Overall)
Top Speed [km/h] (Section)	60.4 (600m)
Race State	Finished



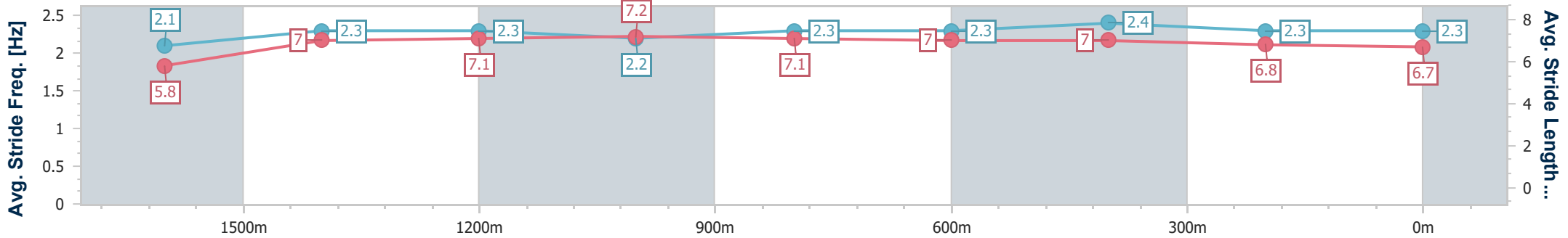
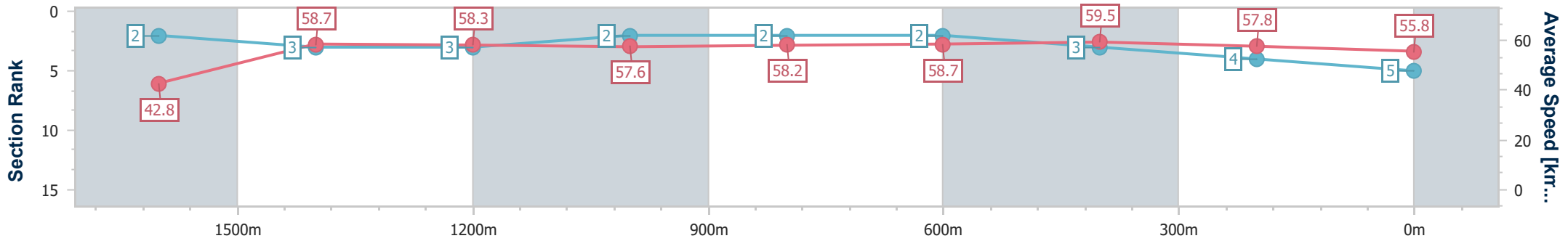
Aquis Park Gold Coast QLD Professional
Race 3: NORTH QUEENSLAND COWBOYS Maiden Plate - 1700m



30 November 2024 - 14:19

Track Rating: Heavy 9, Weather: Showers, Rail Position: True

Section	Overall	1600m	1400m	1200m	1000m	800m	600m	400m	200m
Section Times	1:48.23 [5] (0:08.46)	1:39.77 [2] (0:12.45)	1:27.32 [3] (0:12.43)	1:14.89 [3] (0:12.48)	1:02.41 [2] (0:12.52)	0:49.89 [2] (0:12.32)	0:37.57 [2] (0:12.19)	0:25.38 [3] (0:12.51)	0:12.87 [4] (0:12.87)
Average Speed [km/h]	42.8	58.7	58.3	57.6	58.2	58.7	59.5	57.8	55.8
Top Speed [km/h]	58.4	59.9	59.2	59.1	59.0	59.5	60.4	58.6	57.4
Avg. Dist. to Rail [m]	5.2	3.0	2.0	1.8	1.8	2.0	1.1	4.2	5.6
Avg. Stride Freq. [Hz]	2.1	2.3	2.3	2.2	2.3	2.3	2.4	2.3	2.3
Avg. Stride Length [m]	5.8	7.0	7.1	7.2	7.1	7.0	7.0	6.8	6.7



- [] Ranking at each section and finish
- .-.- No data available at this section
- NA No data available



Horse/Jockey Name	Somax
Final Rank	6
Fastest Section Time (Section)	0:08.84 (Overall)
Top Speed [km/h] (Section)	61.7 (600m)
Race State	Finished



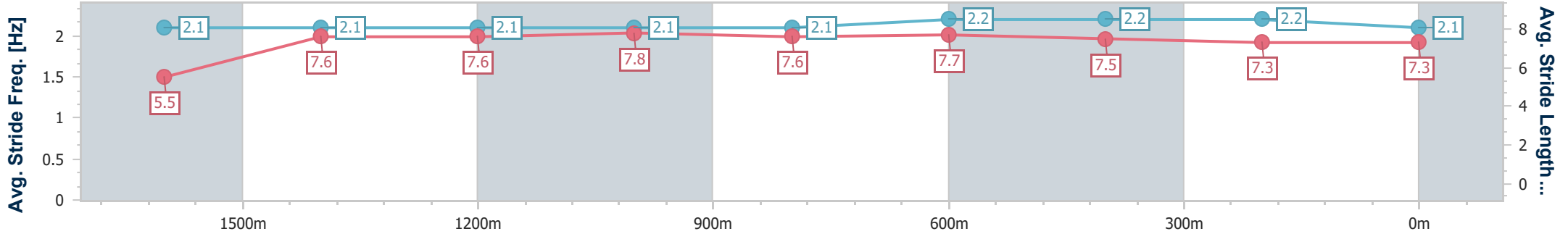
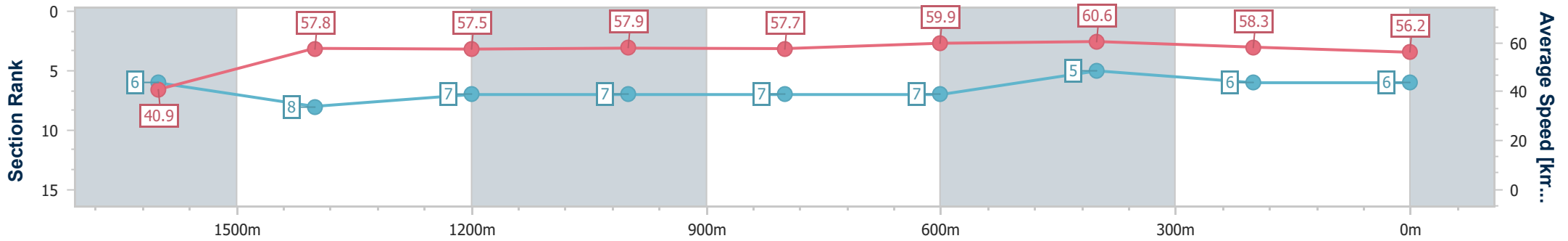
Aquis Park Gold Coast QLD Professional
Race 3: NORTH QUEENSLAND COWBOYS Maiden Plate - 1700m



30 November 2024 - 14:19

Track Rating: Heavy 9, Weather: Showers, Rail Position: True

Section	Overall	1600m	1400m	1200m	1000m	800m	600m	400m	200m				
Section Times	1:48.37 [6] (0:08.84)	1:39.53 [6] (0:12.61)	1:26.92 [8] (0:12.53)	1:14.39 [7] (0:12.45)	1:01.94 [7] (0:12.62)	0:49.32 [7] (0:12.09)	0:37.23 [7] (0:12.00)	0:25.23 [5] (0:12.46)	0:12.77 [6] (0:12.77)				
Average Speed [km/h]	40.9	57.8	57.5	57.9	57.7	59.9	60.6	58.3	56.2				
Top Speed [km/h]	57.6	58.5	58.4	59.5	59.8	60.8	61.7	59.2	57.6				
Avg. Dist. to Rail [m]	5.4	2.3	1.6	2.0	1.8	2.5	1.7	5.8	8.3				
Avg. Stride Freq. [Hz]	2.1	2.1	2.1	2.1	2.1	2.2	2.2	2.2	2.1				
Avg. Stride Length [m]	5.5	7.6	7.6	7.8	7.6	7.7	7.5	7.3	7.3				



- [] Ranking at each section and finish
- .-.- No data available at this section
- NA No data available



Horse/Jockey Name	Effie's Joy
Final Rank	7
Fastest Section Time (Section)	0:08.87 (Overall)
Top Speed [km/h] (Section)	62.2 (1000m)
Race State	Finished



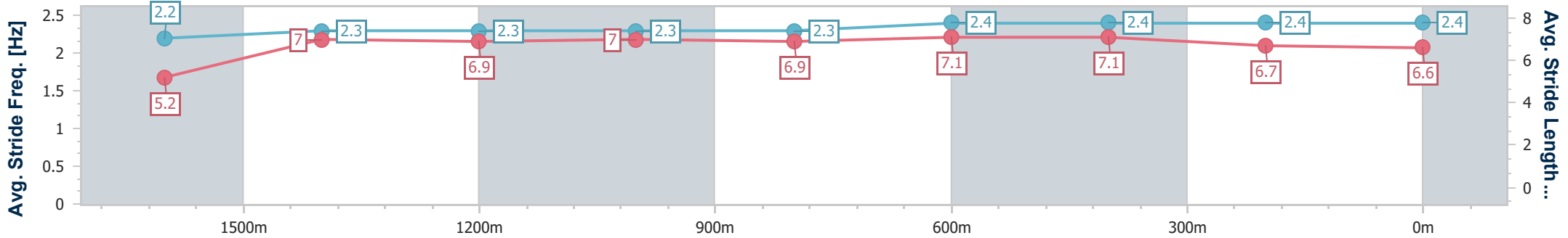
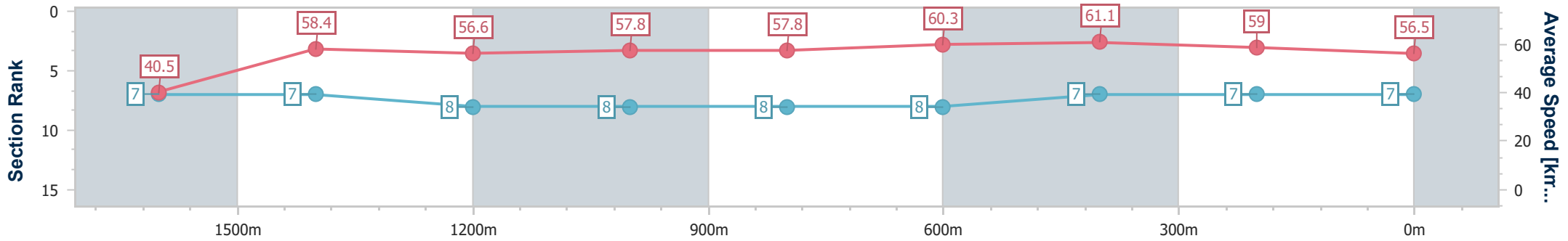
Aquis Park Gold Coast QLD Professional
Race 3: NORTH QUEENSLAND COWBOYS Maiden Plate - 1700m



30 November 2024 - 14:19

Track Rating: Heavy 9, Weather: Showers, Rail Position: True

Section	Overall	1600m	1400m	1200m	1000m	800m	600m	400m	200m
Section Times	1:48.37 [7] (0:08.87)	1:39.50 [7] (0:12.52)	1:26.98 [7] (0:12.72)	1:14.26 [8] (0:12.47)	1:01.79 [8] (0:12.60)	0:49.19 [8] (0:12.07)	0:37.12 [8] (0:12.05)	0:25.07 [7] (0:12.31)	0:12.76 [7] (0:12.76)
Average Speed [km/h]	40.5	58.4	56.6	57.8	57.8	60.3	61.1	59.0	56.5
Top Speed [km/h]	58.7	59.9	57.9	58.8	62.2	61.7	61.6	60.4	58.2
Avg. Dist. to Rail [m]	7.4	2.8	1.1	1.4	2.1	3.4	3.4	8.6	10.3
Avg. Stride Freq. [Hz]	2.2	2.3	2.3	2.3	2.3	2.4	2.4	2.4	2.4
Avg. Stride Length [m]	5.2	7.0	6.9	7.0	6.9	7.1	7.1	6.7	6.6



- [] Ranking at each section and finish
- .-.- No data available at this section
- NA No data available



Horse/Jockey Name	Witness Dis
Final Rank	8
Fastest Section Time (Section)	0:08.61 (Overall)
Top Speed [km/h] (Section)	60.6 (1600m)
Race State	Finished



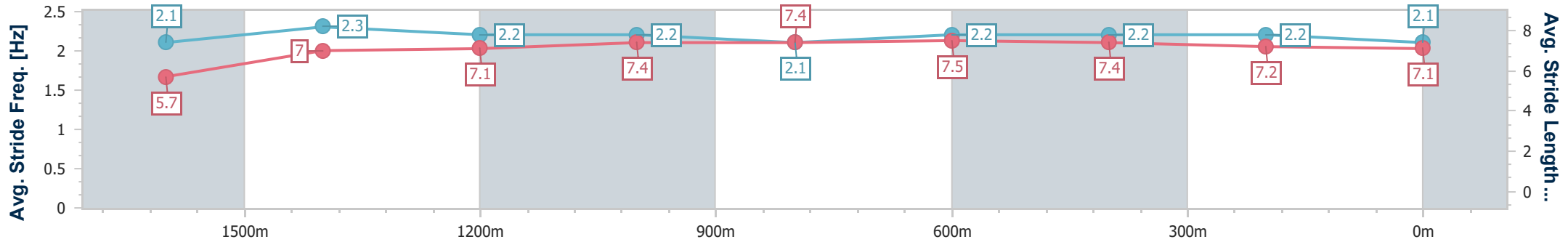
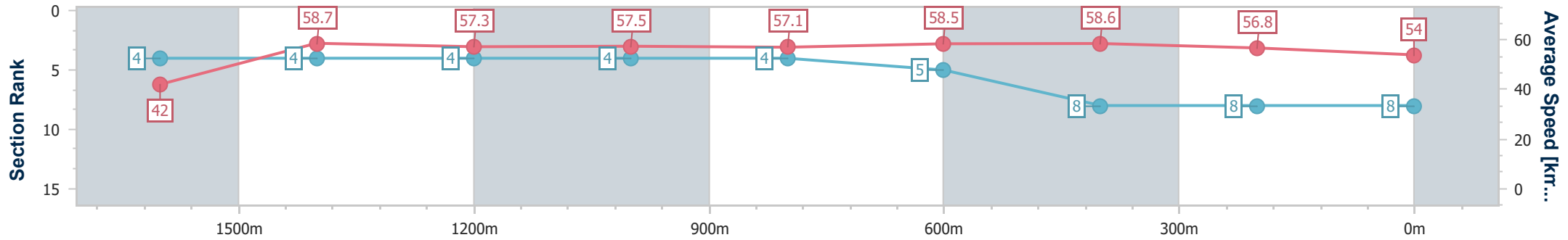
Aquis Park Gold Coast QLD Professional
Race 3: NORTH QUEENSLAND COWBOYS Maiden Plate - 1700m



30 November 2024 - 14:19

Track Rating: Heavy 9, Weather: Showers, Rail Position: True

Section	Overall	1600m	1400m	1200m	1000m	800m	600m	400m	200m
Section Times	1:49.34 [8] (0:08.61)	1:40.73 [4] (0:12.38)	1:28.35 [4] (0:12.57)	1:15.78 [4] (0:12.53)	1:03.25 [4] (0:12.68)	0:50.57 [4] (0:12.33)	0:38.24 [5] (0:12.21)	0:26.03 [8] (0:12.66)	0:13.37 [8] (0:13.37)
Average Speed [km/h]	42.0	58.7	57.3	57.5	57.1	58.5	58.6	56.8	54.0
Top Speed [km/h]	59.0	60.6	58.6	59.3	58.7	59.7	60.3	57.6	55.5
Avg. Dist. to Rail [m]	1.8	1.9	1.1	0.9	0.9	0.7	1.1	1.8	6.8
Avg. Stride Freq. [Hz]	2.1	2.3	2.2	2.2	2.1	2.2	2.2	2.2	2.1
Avg. Stride Length [m]	5.7	7.0	7.1	7.4	7.4	7.5	7.4	7.2	7.1



- [] Ranking at each section and finish
- .-.- No data available at this section
- NA No data available



Horse/Jockey Name	She's Worth It
Final Rank	9
Fastest Section Time (Section)	0:09.06 (Overall)
Top Speed [km/h] (Section)	61.1 (800m)
Race State	Finished



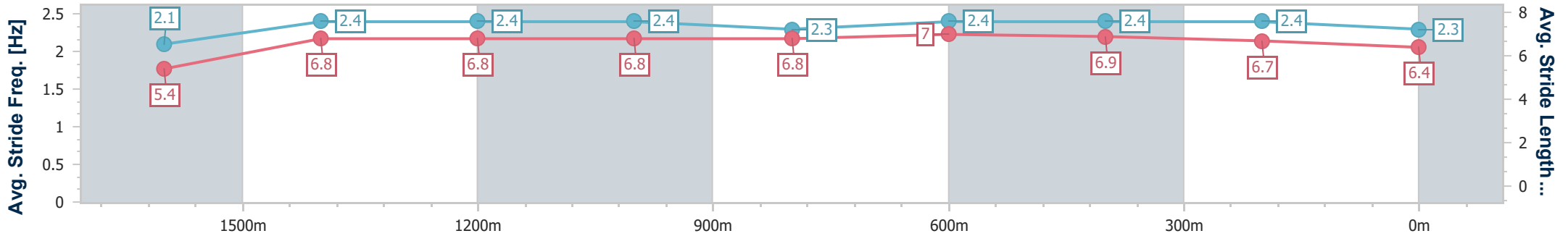
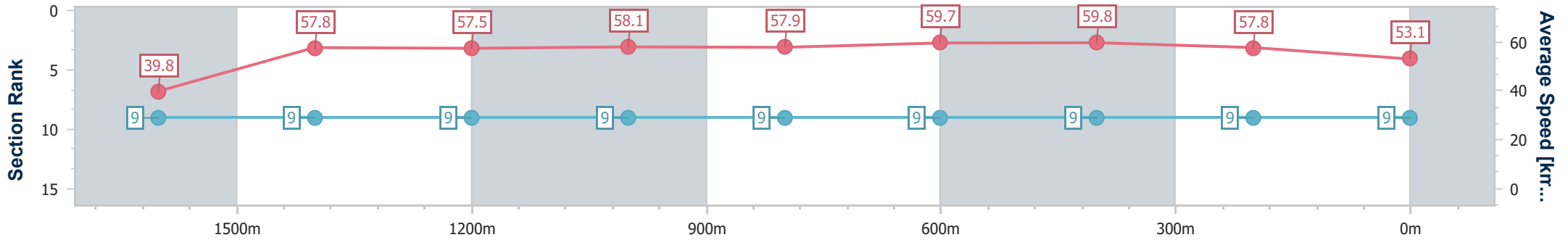
Aquis Park Gold Coast QLD Professional
Race 3: NORTH QUEENSLAND COWBOYS Maiden Plate - 1700m



30 November 2024 - 14:19

Track Rating: Heavy 9, Weather: Showers, Rail Position: True

Section	Overall	1600m	1400m	1200m	1000m	800m	600m	400m	200m				
Section Times	1:49.74 [9] (0:09.06)	1:40.68 [9] (0:12.62)	1:28.06 [9] (0:12.55)	1:15.51 [9] (0:12.39)	1:03.12 [9] (0:12.57)	0:50.55 [9] (0:12.19)	0:38.36 [9] (0:12.27)	0:26.09 [9] (0:12.55)	0:13.54 [9] (0:13.54)				
Average Speed [km/h]	39.8	57.8	57.5	58.1	57.9	59.7	59.8	57.8	53.1				
Top Speed [km/h]	55.4	58.7	59.2	59.9	61.1	61.1	60.4	58.7	56.8				
Avg. Dist. to Rail [m]	6.1	2.5	1.7	1.6	1.7	2.7	3.0	7.6	9.7				
Avg. Stride Freq. [Hz]	2.1	2.4	2.4	2.4	2.3	2.4	2.4	2.4	2.3				
Avg. Stride Length [m]	5.4	6.8	6.8	6.8	6.8	7.0	6.9	6.7	6.4				



- [] Ranking at each section and finish
- .-.- No data available at this section
- NA No data available



Aquis Park Gold Coast QLD Professional

Race 4: QLD MAROONS Class 3 Handicap - 1700m

30 November 2024 - 14:55



Track Rating: Heavy 9, Weather: Showers, Rail Position: True

Section		Overall											Last 600m					
Field Times		1:45.74											0:38.92					
		(0:08.29)											(0:12.34)					
		1600m	1400m	1200m	1000m	800m	600m	400m	200m	100m	50m	25m	10m					
		1:37.45	1:25.90	1:14.30	1:02.52	0:50.76	0:38.92	0:25.90	0:14.30	0:08.29	0:04.15	0:02.07	0:01.04					
		(0:11.55)	(0:11.60)	(0:11.78)	(0:11.76)	(0:11.84)	(0:12.34)	(0:12.34)	(0:12.34)	(0:12.34)	(0:12.34)	(0:12.34)	(0:12.34)					
Rank	TAB	Horse/Jockey	Barrier	Top Speed [km/h]	Fastest Section	Distance Travelled [m]												
1	6	HIGHLAND HILL	9	63.0	0:08.55	1:45.74 [1]	1:37.19 [7]	1:25.16 [7]	1:13.52 [7]	1:01.71 [7]	0:49.74 [7]	0:37.95 [7]	0:37.95					
		Dan McGillivray		1400m	Overall	(0:08.55)	(0:12.03)	(0:11.64)	(0:11.81)	(0:11.97)	(0:11.79)	(0:12.17)						
2	12	TOOLATEMATE	11	63.0	0:08.64	1:45.94 [2]	1:37.30 [8]	1:25.08 [8]	1:13.53 [8]	1:01.72 [8]	0:49.83 [8]	0:38.00 [8]	0:38.00	-3				
		Georgina Cartwright		1400m	Overall	(0:08.64)	(0:12.22)	(0:11.55)	(0:11.81)	(0:11.89)	(0:11.83)	(0:12.12)						
3	5	DEVOCEAN	5	63.6	0:08.76	1:46.10 [3]	1:37.34 [9]	1:24.83 [9]	1:13.12 [9]	1:01.49 [9]	0:49.52 [9]	0:37.91 [9]	0:37.91	-5				
		Dylan Turner		800m	Overall	(0:08.76)	(0:12.51)	(0:11.71)	(0:11.63)	(0:11.97)	(0:11.61)	(0:11.84)						
4	3	ADELAD	3	62.6	0:08.53	1:46.19 [4]	1:37.66 [6]	1:25.76 [6]	1:14.14 [6]	1:02.27 [6]	0:50.33 [6]	0:38.46 [6]	0:38.46	-8				
		Courtney Bellamy		1600m	Overall	(0:08.53)	(0:11.90)	(0:11.62)	(0:11.87)	(0:11.94)	(0:11.87)	(0:12.15)						
5	1	AICHI ICON	13	63.6	0:08.38	1:46.50 [5]	1:38.12 [4]	1:26.33 [5]	1:14.73 [5]	1:02.98 [3]	0:50.94 [3]	0:39.17 [3]	0:39.17	+1				
		Michael Cahill		1600m	Overall	(0:08.38)	(0:11.79)	(0:11.60)	(0:11.75)	(0:12.04)	(0:11.77)	(0:12.18)						
6	11	PASSIONATE REBEL	2	63.3	0:08.38	1:46.54 [6]	1:38.16 [5]	1:26.45 [3]	1:14.82 [4]	1:02.92 [5]	0:50.91 [4]	0:39.02 [4]	0:39.02	-3				
		Jai Williams		1600m	Overall	(0:08.38)	(0:11.71)	(0:11.63)	(0:11.90)	(0:12.01)	(0:11.89)	(0:12.21)						
7	9	CHAYSE 'N' ADAM	14	64.8	0:08.29	1:46.57 [7]	1:38.28 [1]	1:26.73 [2]	1:15.05 [2]	1:03.22 [2]	0:51.13 [2]	0:39.25 [2]	0:39.25	+2				
		Yvette Lewis		1600m	Overall	(0:08.29)	(0:11.55)	(0:11.68)	(0:11.83)	(0:12.09)	(0:11.88)	(0:12.22)						
8	14	BORN TO BE ALIVE	8	65.0	0:08.31	1:46.71 [8]	1:38.40 [2]	1:26.87 [1]	1:15.27 [1]	1:03.49 [1]	0:51.73 [1]	0:39.89 [1]	0:39.89	-9				
		Sariah Champkin		1600m	Overall	(0:08.31)	(0:11.53)	(0:11.60)	(0:11.78)	(0:11.76)	(0:11.84)	(0:12.34)						
9	8	BERRY FOXIE	1	63.5	0:08.37	1:46.98 [9]	1:38.61 [3]	1:26.87 [4]	1:15.30 [3]	1:03.45 [4]	0:51.25 [5]	0:39.41 [5]	0:39.41	-4				
		Rikki Jamieson		1400m	Overall	(0:08.37)	(0:11.74)	(0:11.57)	(0:11.85)	(0:12.20)	(0:11.84)	(0:12.24)						
10	2	SIR LAMORAK	7	63.1	0:08.81	1:53.27 [10]	1:44.46 [10]	1:31.90 [10]	1:20.17 [10]	1:08.54 [10]	0:56.46 [10]	0:44.03 [10]	0:44.03	-2				
		Jace McMurray		1400m	Overall	(0:08.81)	(0:12.56)	(0:11.73)	(0:11.63)	(0:12.08)	(0:12.43)	(0:13.59)						

Scratched: Big Hitter (#16), Venturous (#4), Tiritiri (#7), Contreras (#13), Maurizma (#10), Indented Head (#17), Decarbonise (#15)

[] Ranking at each section and finish
-:--:-- No data available at this section
NA No data available

SCN Saddle cloth number
DNF Did not finish
DNT Did not track



Aquis Park Gold Coast QLD Professional

Race 4: QLD MAROONS Class 3 Handicap - 1700m

30 November 2024 - 14:55



Track Rating: Heavy 9, Weather: Showers, Rail Position: True

Section				400m	200m			Last 600m		
Field Times				0:26.58 (0:13.36)	0:13.22 (0:13.22)			0:38.92		
Rank	TAB	Horse/Jockey	Barrier	Top Speed [km/h]	Fastest Section	Margin			Distance Travelled [m]	
1	6	HIGHLAND HILL Dan McGillivray	9	63.0 1400m	0:08.55 Overall	0:25.78 [7] (0:12.71)	0:13.07 [5] (0:13.07)	1:45.74	0:37.95	
2	12	TOOLATEMATE Georgina Cartwright	11	63.0 1400m	0:08.64 Overall	0:25.88 [9] (0:12.57)	0:13.31 [4] (0:13.31)	1L	0:38.00	-3
3	5	DEVOCEAN Dylan Turner	5	63.6 800m	0:08.76 Overall	0:26.07 [8] (0:12.71)	0:13.36 [6] (0:13.36)	1.8L	0:37.91	-5
4	3	ADELAD Courtney Bellamy	3	62.6 1600m	0:08.53 Overall	0:26.31 [6] (0:12.88)	0:13.43 [7] (0:13.43)	2.2L	0:38.46	-8
5	1	AICHI ICON Michael Cahill	13	63.6 1600m	0:08.38 Overall	0:26.99 [2] (0:13.01)	0:13.98 [1] (0:13.98)	4L	0:39.17	+1
6	11	PASSIONATE REBEL Jai Williams	2	63.3 1600m	0:08.38 Overall	0:26.81 [4] (0:13.05)	0:13.76 [8] (0:13.76)	4.2L	0:39.02	-3
7	9	CHAYSE 'N' ADAM Yvette Lewis	14	64.8 1600m	0:08.29 Overall	0:27.03 [3] (0:13.04)	0:13.99 [2] (0:13.99)	4.4L	0:39.25	+2
8	14	BORN TO BE ALIVE Sariah Champkin	8	65.0 1600m	0:08.31 Overall	0:27.55 [1] (0:13.44)	0:14.11 [3] (0:14.11)	5.2L	0:39.89	-9
9	8	BERRY FOXIE Rikki Jamieson	1	63.5 1400m	0:08.37 Overall	0:27.17 [5] (0:13.14)	0:14.03 [9] (0:14.03)	6.7L	0:39.41	-4
10	2	SIR LAMORAK Jace McMurray	7	63.1 1400m	0:08.81 Overall	0:30.44 [10] (0:14.03)	0:16.41 [10] (0:16.41)	43.5L	0:44.03	-2

Scratched: Big Hitter (#16), Venturous (#4), Tiritiri (#7), Contreras (#13), Maurizma (#10), Indented Head (#17), Decarbonise (#15)

[] Ranking at each section and finish
 -:-:- No data available at this section
 NA No data available

SCN Saddle cloth number
 DNF Did not finish
 DNT Did not track



Horse/Jockey Name	Highland Hill
Final Rank	1
Fastest Section Time (Section)	0:08.55 (Overall)
Top Speed [km/h] (Section)	63.0 (1400m)
Race State	Finished



Aquis Park Gold Coast QLD Professional

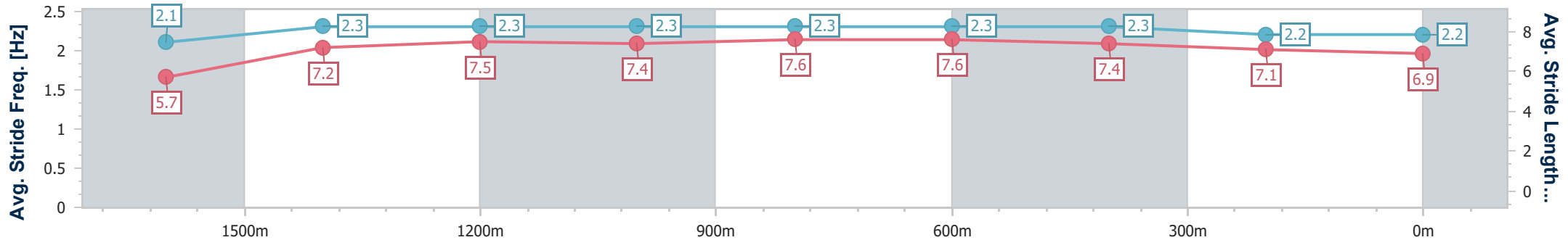
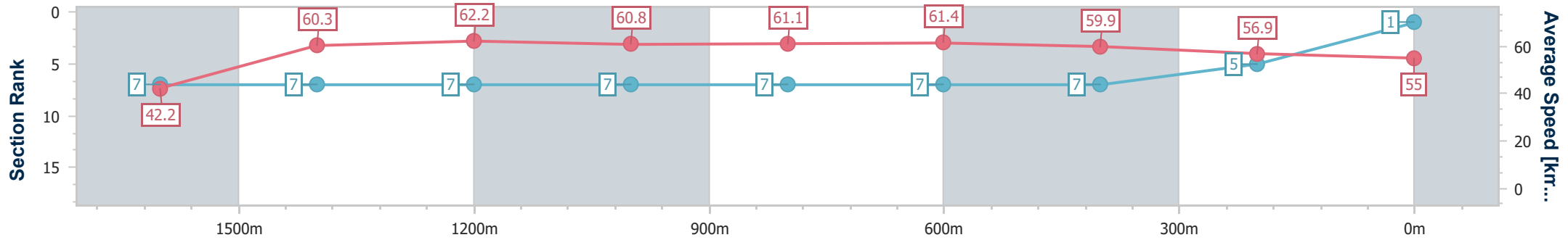
Race 4: QLD MAROONS Class 3 Handicap - 1700m



30 November 2024 - 14:55

Track Rating: Heavy 9, Weather: Showers, Rail Position: True

Section	Overall	1600m	1400m	1200m	1000m	800m	600m	400m	200m
Section Times	1:45.74 [1] (0:08.55)	1:37.19 [7] (0:12.03)	1:25.16 [7] (0:11.64)	1:13.52 [7] (0:11.81)	1:01.71 [7] (0:11.97)	0:49.74 [7] (0:11.79)	0:37.95 [7] (0:12.17)	0:25.78 [7] (0:12.71)	0:13.07 [5] (0:13.07)
Average Speed [km/h]	42.2	60.3	62.2	60.8	61.1	61.4	59.9	56.9	55.0
Top Speed [km/h]	59.1	62.4	63.0	62.6	61.8	62.2	61.3	57.3	56.4
Avg. Dist. to Rail [m]	5.4	2.4	1.8	2.4	2.5	2.3	1.9	5.5	6.9
Avg. Stride Freq. [Hz]	2.1	2.3	2.3	2.3	2.3	2.3	2.3	2.2	2.2
Avg. Stride Length [m]	5.7	7.2	7.5	7.4	7.6	7.6	7.4	7.1	6.9



- [] Ranking at each section and finish
- .-.- No data available at this section
- NA No data available



Horse/Jockey Name	Toolatamate
Final Rank	2
Fastest Section Time (Section)	0:08.64 (Overall)
Top Speed [km/h] (Section)	63.0 (1400m)
Race State	Finished



Aquis Park Gold Coast QLD Professional

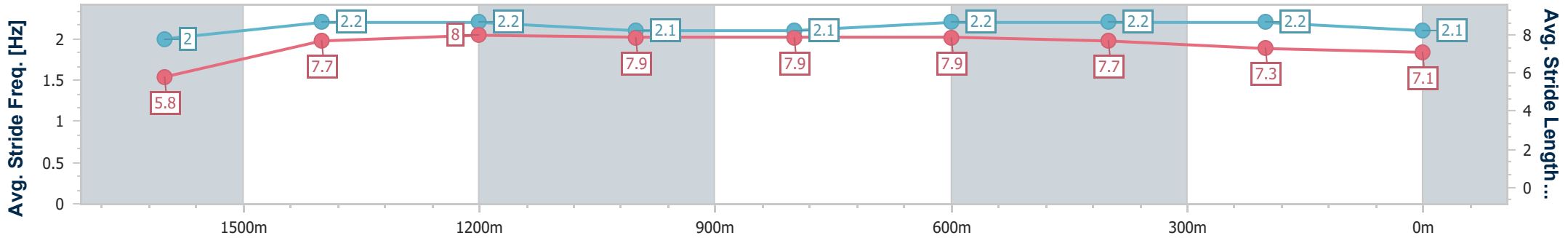
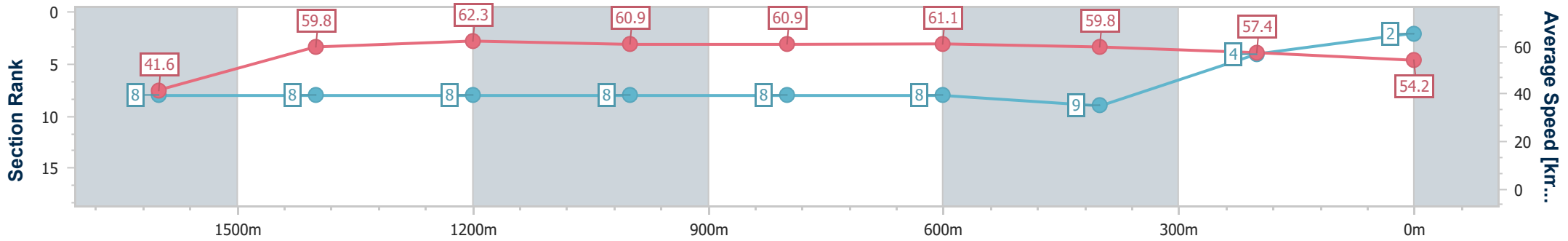
Race 4: QLD MAROONS Class 3 Handicap - 1700m



30 November 2024 - 14:55

Track Rating: Heavy 9, Weather: Showers, Rail Position: True

Section	Overall	1600m	1400m	1200m	1000m	800m	600m	400m	200m
Section Times	1:45.94 [2] (0:08.64)	1:37.30 [8] (0:12.22)	1:25.08 [8] (0:11.55)	1:13.53 [8] (0:11.81)	1:01.72 [8] (0:11.89)	0:49.83 [8] (0:11.83)	0:38.00 [8] (0:12.12)	0:25.88 [9] (0:12.57)	0:13.31 [4]
Average Speed [km/h]	41.6	59.8	62.3	60.9	60.9	61.1	59.8	57.4	54.2
Top Speed [km/h]	58.3	62.5	63.0	62.1	61.5	61.5	60.8	59.0	55.8
Avg. Dist. to Rail [m]	6.2	2.6	0.8	1.0	1.1	1.7	1.1	4.6	6.0
Avg. Stride Freq. [Hz]	2.0	2.2	2.2	2.1	2.1	2.2	2.2	2.2	2.1
Avg. Stride Length [m]	5.8	7.7	8.0	7.9	7.9	7.9	7.7	7.3	7.1



- [] Ranking at each section and finish
- .-.- No data available at this section
- NA No data available



Horse/Jockey Name	Devocean
Final Rank	3
Fastest Section Time (Section)	0:08.76 (Overall)
Top Speed [km/h] (Section)	63.6 (800m)
Race State	Finished



Aquis Park Gold Coast QLD Professional

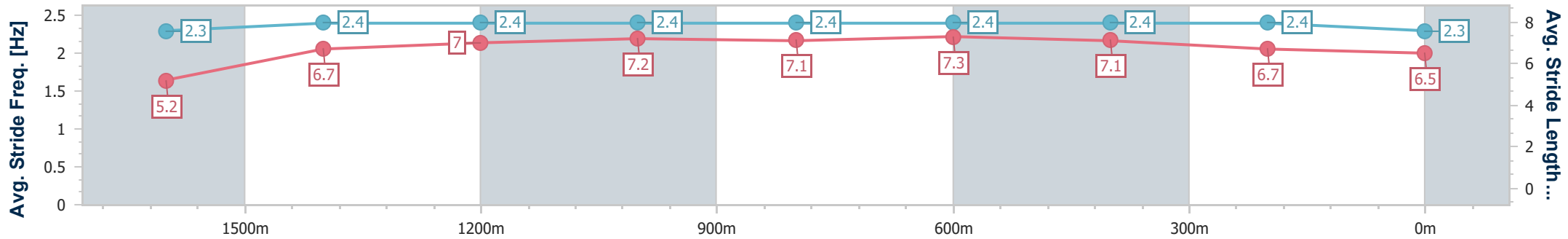
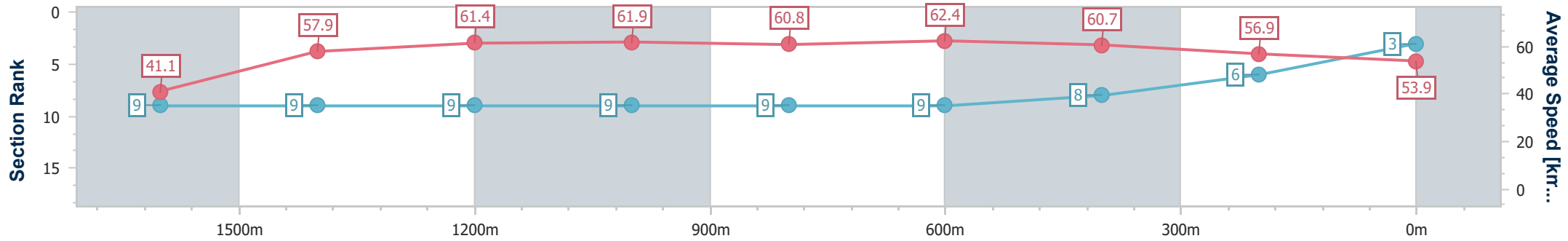
Race 4: QLD MAROONS Class 3 Handicap - 1700m



30 November 2024 - 14:55

Track Rating: Heavy 9, Weather: Showers, Rail Position: True

Section	Overall	1600m	1400m	1200m	1000m	800m	600m	400m	200m				
Section Times	1:46.10 [3] (0:08.76)	1:37.34 [9] (0:12.51)	1:24.83 [9] (0:11.71)	1:13.12 [9] (0:11.63)	1:01.49 [9] (0:11.97)	0:49.52 [9] (0:11.61)	0:37.91 [9] (0:11.84)	0:26.07 [8] (0:12.71)	0:13.36 [6] (0:13.36)				
Average Speed [km/h]	41.1	57.9	61.4	61.9	60.8	62.4	60.7	56.9	53.9				
Top Speed [km/h]	57.3	60.4	62.7	63.3	61.7	63.6	62.3	58.8	55.4				
Avg. Dist. to Rail [m]	2.3	0.8	1.6	2.6	1.9	1.2	0.7	6.6	9.2				
Avg. Stride Freq. [Hz]	2.3	2.4	2.4	2.4	2.4	2.4	2.4	2.4	2.3				
Avg. Stride Length [m]	5.2	6.7	7.0	7.2	7.1	7.3	7.1	6.7	6.5				



- [] Ranking at each section and finish
- .-.- No data available at this section
- NA No data available



Horse/Jockey Name	Adelad
Final Rank	4
Fastest Section Time (Section)	0:08.53 (Overall)
Top Speed [km/h] (Section)	62.6 (1600m)
Race State	Finished



Aquis Park Gold Coast QLD Professional

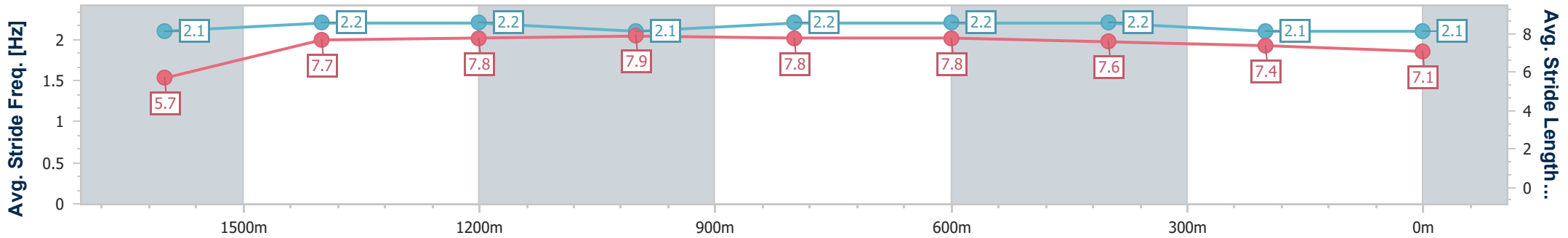
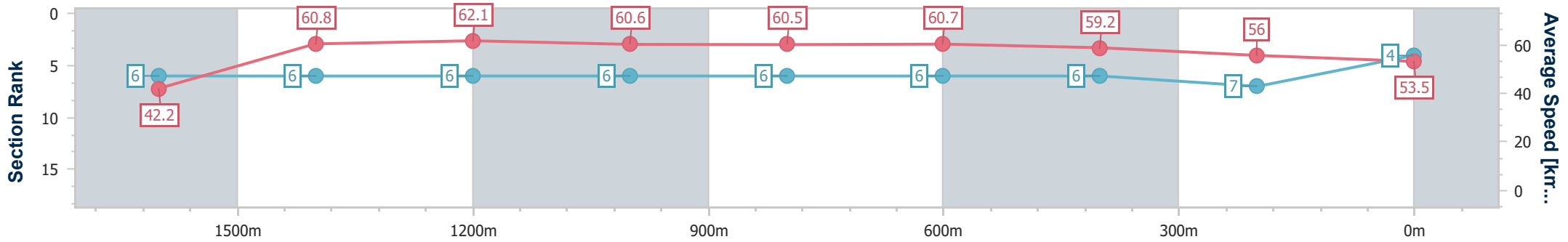
Race 4: QLD MAROONS Class 3 Handicap - 1700m



30 November 2024 - 14:55

Track Rating: Heavy 9, Weather: Showers, Rail Position: True

Section	Overall	1600m	1400m	1200m	1000m	800m	600m	400m	200m
Section Times	1:46.19 [4] (0:08.53)	1:37.66 [6] (0:11.90)	1:25.76 [6] (0:11.62)	1:14.14 [6] (0:11.87)	1:02.27 [6] (0:11.94)	0:50.33 [6] (0:11.87)	0:38.46 [6] (0:12.15)	0:26.31 [6] (0:12.88)	0:13.43 [7] (0:13.43)
Average Speed [km/h]	42.2	60.8	62.1	60.6	60.5	60.7	59.2	56.0	53.5
Top Speed [km/h]	57.7	62.6	62.5	62.0	61.3	61.1	60.9	57.3	54.1
Avg. Dist. to Rail [m]	2.4	1.3	0.5	0.6	0.6	0.7	0.4	2.0	2.4
Avg. Stride Freq. [Hz]	2.1	2.2	2.2	2.1	2.2	2.2	2.2	2.1	2.1
Avg. Stride Length [m]	5.7	7.7	7.8	7.9	7.8	7.8	7.6	7.4	7.1



- [] Ranking at each section and finish
- .-.- No data available at this section
- NA No data available



Horse/Jockey Name	Aichi Icon
Final Rank	5
Fastest Section Time (Section)	0:08.38 (Overall)
Top Speed [km/h] (Section)	63.6 (1600m)
Race State	Finished



Aquis Park Gold Coast QLD Professional

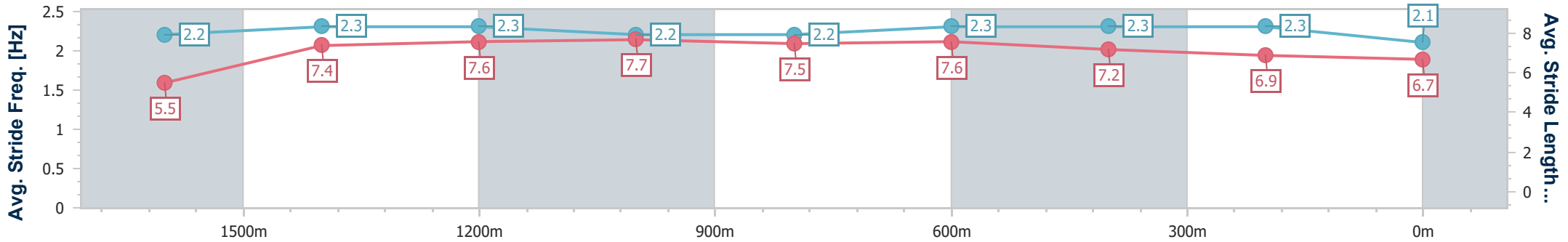
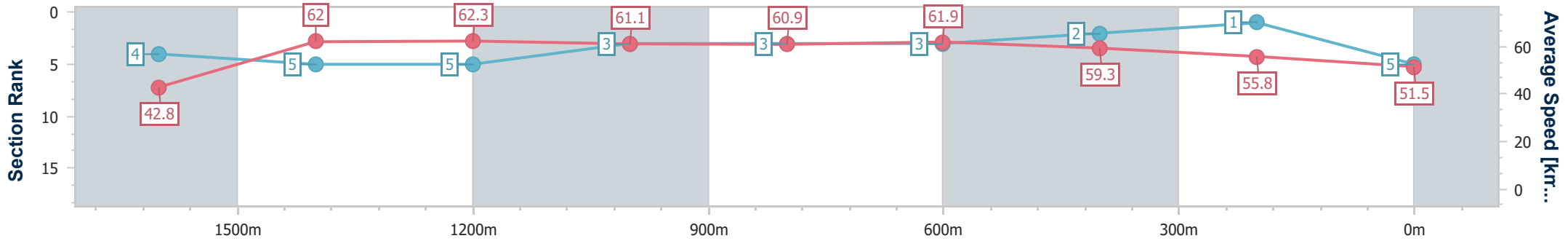
Race 4: QLD MAROONS Class 3 Handicap - 1700m



30 November 2024 - 14:55

Track Rating: Heavy 9, Weather: Showers, Rail Position: True

Section	Overall	1600m	1400m	1200m	1000m	800m	600m	400m	200m
Section Times	1:46.50 [5] (0:08.38)	1:38.12 [4] (0:11.79)	1:26.33 [5] (0:11.60)	1:14.73 [5] (0:11.75)	1:02.98 [3] (0:12.04)	0:50.94 [3] (0:11.77)	0:39.17 [3] (0:12.18)	0:26.99 [2] (0:13.01)	0:13.98 [1] (0:13.98)
Average Speed [km/h]	42.8	62.0	62.3	61.1	60.9	61.9	59.3	55.8	51.5
Top Speed [km/h]	60.4	63.6	62.9	61.9	61.7	62.0	62.0	56.7	53.9
Avg. Dist. to Rail [m]	7.2	2.8	2.0	3.0	3.6	2.9	0.8	4.0	4.7
Avg. Stride Freq. [Hz]	2.2	2.3	2.3	2.2	2.2	2.3	2.3	2.3	2.1
Avg. Stride Length [m]	5.5	7.4	7.6	7.7	7.5	7.6	7.2	6.9	6.7



- [] Ranking at each section and finish
- .-.- No data available at this section
- NA No data available



Horse/Jockey Name	Passionate Rebel
Final Rank	6
Fastest Section Time (Section)	0:08.38 (Overall)
Top Speed [km/h] (Section)	63.3 (1600m)
Race State	Finished



Aquis Park Gold Coast QLD Professional

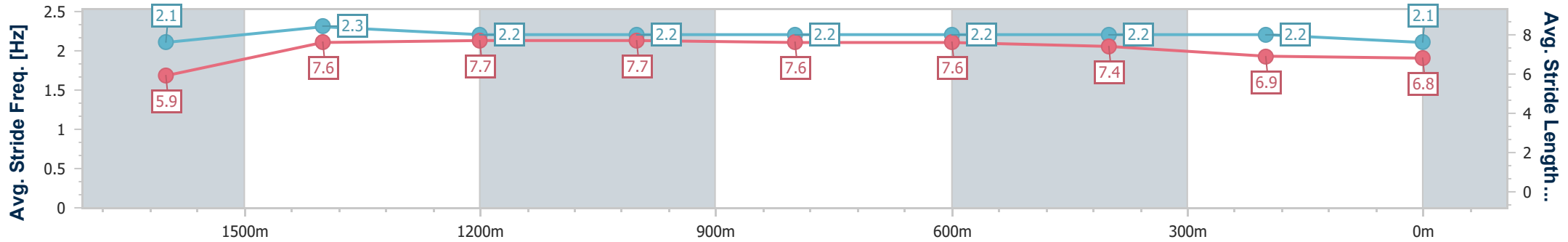
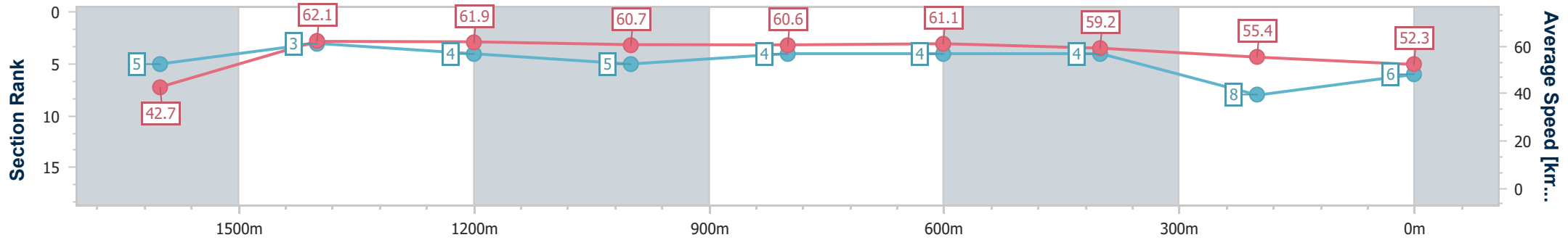
Race 4: QLD MAROONS Class 3 Handicap - 1700m



30 November 2024 - 14:55

Track Rating: Heavy 9, Weather: Showers, Rail Position: True

Section	Overall	1600m	1400m	1200m	1000m	800m	600m	400m	200m
Section Times	1:46.54 [6] (0:08.38)	1:38.16 [5] (0:11.71)	1:26.45 [3] (0:11.63)	1:14.82 [4] (0:11.90)	1:02.92 [5] (0:12.01)	0:50.91 [4] (0:11.89)	0:39.02 [4] (0:12.21)	0:26.81 [4] (0:13.05)	0:13.76 [8] (0:13.76)
Average Speed [km/h]	42.7	62.1	61.9	60.7	60.6	61.1	59.2	55.4	52.3
Top Speed [km/h]	59.9	63.3	63.1	61.1	61.3	61.6	61.3	56.7	53.6
Avg. Dist. to Rail [m]	0.7	1.4	1.7	2.2	2.4	2.3	1.1	3.1	5.8
Avg. Stride Freq. [Hz]	2.1	2.3	2.2	2.2	2.2	2.2	2.2	2.2	2.1
Avg. Stride Length [m]	5.9	7.6	7.7	7.7	7.6	7.6	7.4	6.9	6.8



- [] Ranking at each section and finish
- .-.- No data available at this section
- NA No data available



Horse/Jockey Name	Chayse 'N' Adam
Final Rank	7
Fastest Section Time (Section)	0:08.29 (Overall)
Top Speed [km/h] (Section)	64.8 (1600m)
Race State	Finished



Aquis Park Gold Coast QLD Professional

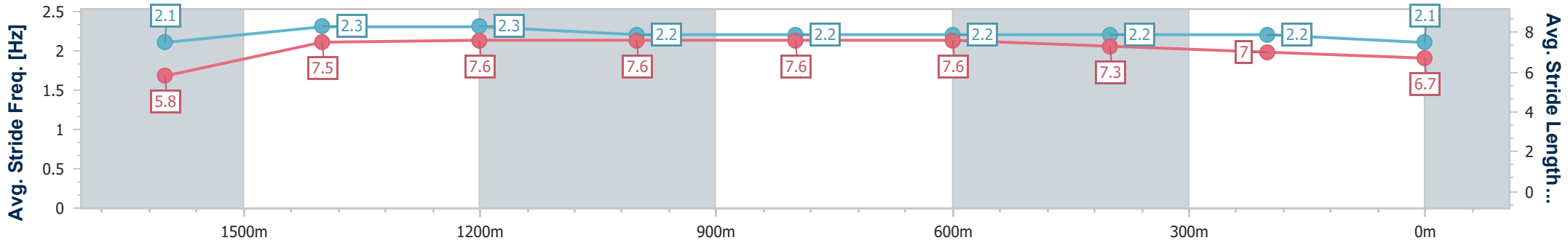
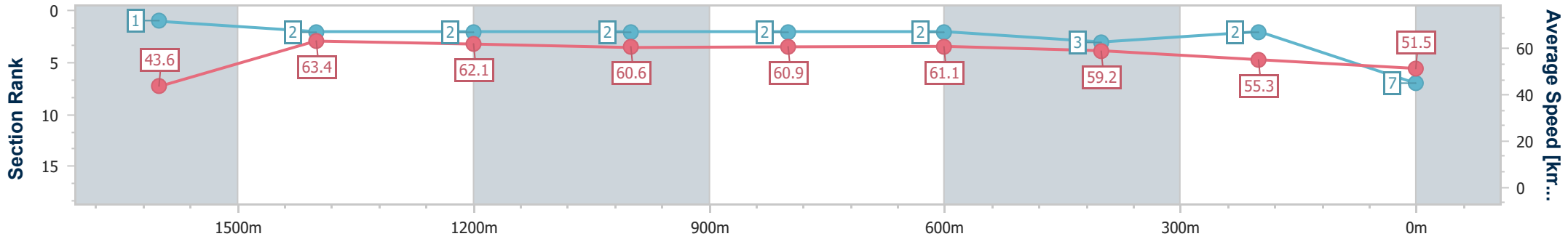
Race 4: QLD MAROONS Class 3 Handicap - 1700m



30 November 2024 - 14:55

Track Rating: Heavy 9, Weather: Showers, Rail Position: True

Section	Overall	1600m	1400m	1200m	1000m	800m	600m	400m	200m
Section Times	1:46.57 [7] (0:08.29)	1:38.28 [1] (0:11.55)	1:26.73 [2] (0:11.68)	1:15.05 [2] (0:11.83)	1:03.22 [2] (0:12.09)	0:51.13 [2] (0:11.88)	0:39.25 [2] (0:12.22)	0:27.03 [3] (0:13.04)	0:13.99 [2] (0:13.99)
Average Speed [km/h]	43.6	63.4	62.1	60.6	60.9	61.1	59.2	55.3	51.5
Top Speed [km/h]	61.5	64.8	63.3	61.3	61.4	62.4	60.9	56.0	53.1
Avg. Dist. to Rail [m]	8.6	4.0	3.3	3.5	3.8	3.0	0.6	2.2	3.7
Avg. Stride Freq. [Hz]	2.1	2.3	2.3	2.2	2.2	2.2	2.2	2.2	2.1
Avg. Stride Length [m]	5.8	7.5	7.6	7.6	7.6	7.6	7.3	7.0	6.7



- [] Ranking at each section and finish
- .-.- No data available at this section
- NA No data available



Horse/Jockey Name	Born To Be Alive
Final Rank	8
Fastest Section Time (Section)	0:08.31 (Overall)
Top Speed [km/h] (Section)	65.0 (1600m)
Race State	Finished



Aquis Park Gold Coast QLD Professional

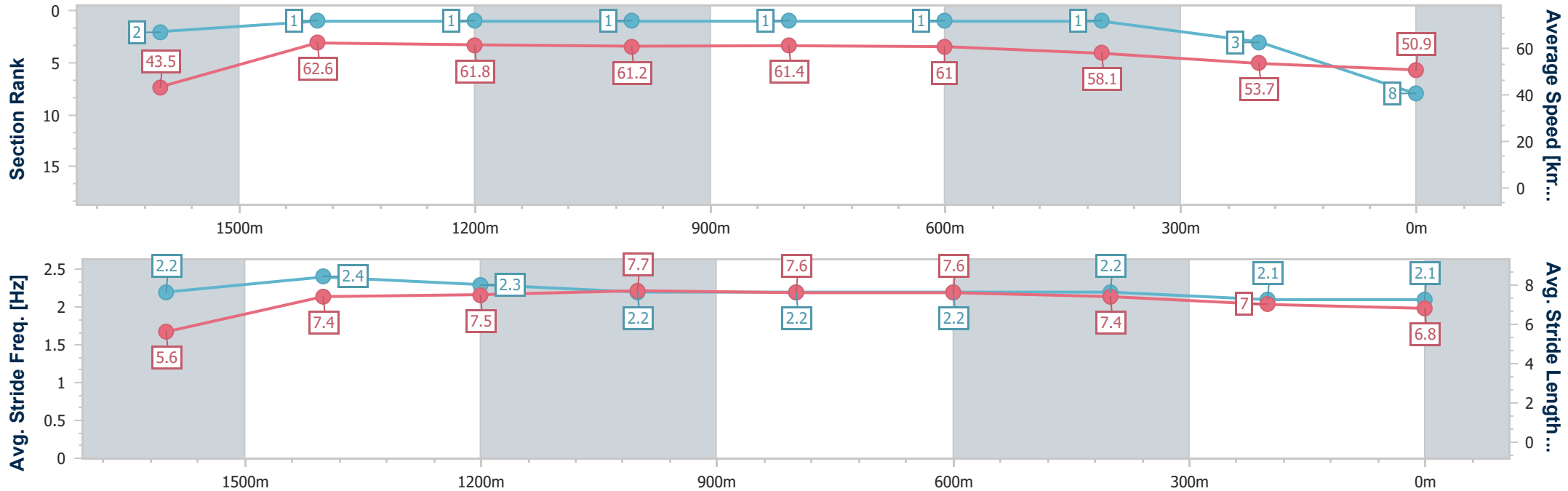
Race 4: QLD MAROONS Class 3 Handicap - 1700m



30 November 2024 - 14:55

Track Rating: Heavy 9, Weather: Showers, Rail Position: True

Section	Overall	1600m	1400m	1200m	1000m	800m	600m	400m	200m
Section Times	1:46.71 [8] (0:08.31)	1:38.40 [2] (0:11.53)	1:26.87 [1] (0:11.60)	1:15.27 [1] (0:11.78)	1:03.49 [1] (0:11.76)	0:51.73 [1] (0:11.84)	0:39.89 [1] (0:12.34)	0:27.55 [1] (0:13.44)	0:14.11 [3] (0:14.11)
Average Speed [km/h]	43.5	62.6	61.8	61.2	61.4	61.0	58.1	53.7	50.9
Top Speed [km/h]	61.2	65.0	63.6	61.7	61.9	61.6	59.6	55.7	52.4
Avg. Dist. to Rail [m]	4.1	1.3	0.8	0.3	0.7	0.8	0.7	0.6	0.9
Avg. Stride Freq. [Hz]	2.2	2.4	2.3	2.2	2.2	2.2	2.2	2.1	2.1
Avg. Stride Length [m]	5.6	7.4	7.5	7.7	7.6	7.6	7.4	7.0	6.8



- [] Ranking at each section and finish
- .-.- No data available at this section
- NA No data available



Horse/Jockey Name	Berry Foxie
Final Rank	9
Fastest Section Time (Section)	0:08.37 (Overall)
Top Speed [km/h] (Section)	63.5 (1400m)
Race State	Finished



Aquis Park Gold Coast QLD Professional

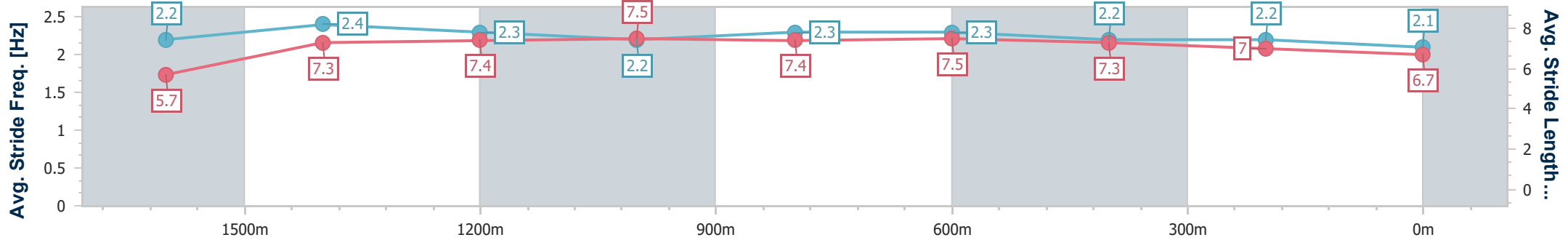
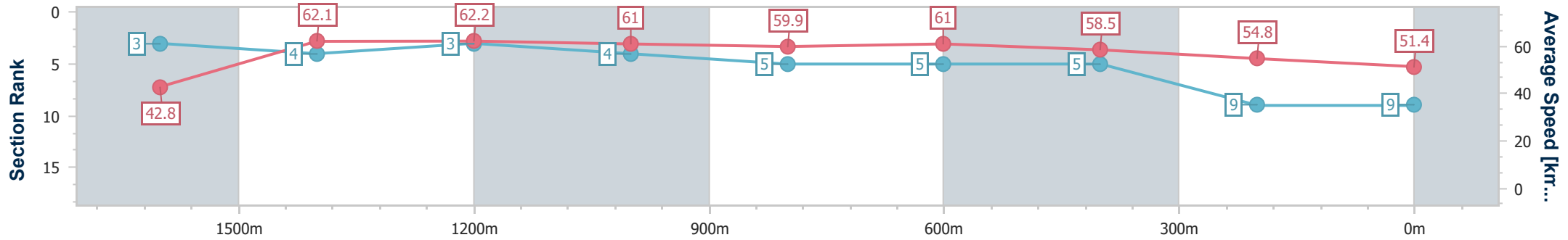
Race 4: QLD MAROONS Class 3 Handicap - 1700m



30 November 2024 - 14:55

Track Rating: Heavy 9, Weather: Showers, Rail Position: True

Section	Overall	1600m	1400m	1200m	1000m	800m	600m	400m	200m
Section Times	1:46.98 [9] (0:08.37)	1:38.61 [3] (0:11.74)	1:26.87 [4] (0:11.57)	1:15.30 [3] (0:11.85)	1:03.45 [4] (0:12.20)	0:51.25 [5] (0:11.84)	0:39.41 [5] (0:12.24)	0:27.17 [5] (0:13.14)	0:14.03 [9] (0:14.03)
Average Speed [km/h]	42.8	62.1	62.2	61.0	59.9	61.0	58.5	54.8	51.4
Top Speed [km/h]	60.4	63.5	63.5	62.3	61.4	62.4	59.5	56.2	53.0
Avg. Dist. to Rail [m]	0.9	1.8	2.9	3.9	3.3	1.3	0.9	0.5	2.4
Avg. Stride Freq. [Hz]	2.2	2.4	2.3	2.2	2.3	2.3	2.2	2.2	2.1
Avg. Stride Length [m]	5.7	7.3	7.4	7.5	7.4	7.5	7.3	7.0	6.7



- [] Ranking at each section and finish
- .-.- No data available at this section
- NA No data available



Horse/Jockey Name	Sir Lamorak
Final Rank	10
Fastest Section Time (Section)	0:08.81 (Overall)
Top Speed [km/h] (Section)	63.1 (1400m)
Race State	Finished



Aquis Park Gold Coast QLD Professional

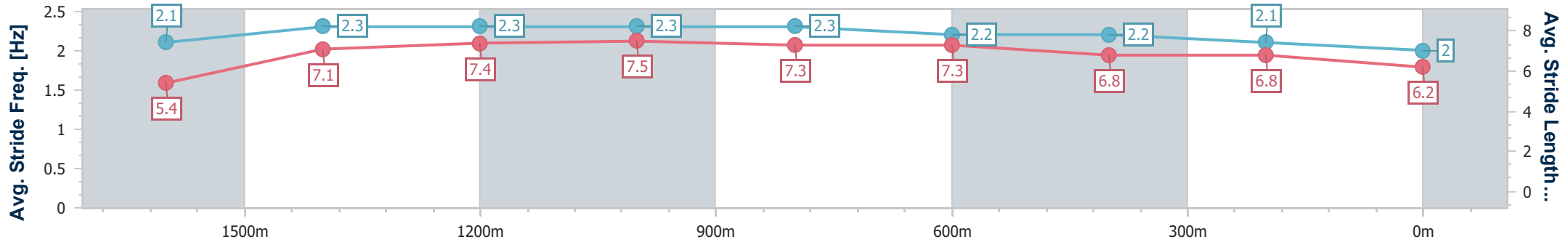
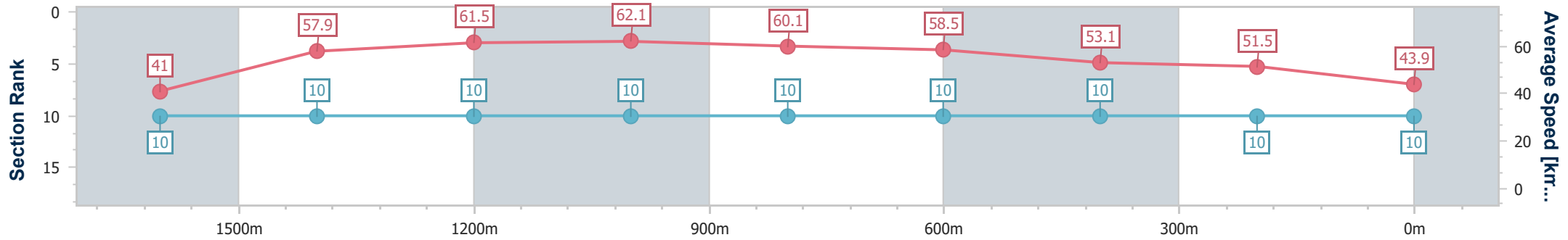
Race 4: QLD MAROONS Class 3 Handicap - 1700m



30 November 2024 - 14:55

Track Rating: Heavy 9, Weather: Showers, Rail Position: True

Section	Overall	1600m	1400m	1200m	1000m	800m	600m	400m	200m
Section Times	1:53.27 [10] (0:08.81)	1:44.46 [10] (0:12.56)	1:31.90 [10] (0:11.73)	1:20.17 [10] (0:11.63)	1:08.54 [10] (0:12.08)	0:56.46 [10] (0:12.43)	0:44.03 [10] (0:13.59)	0:30.44 [10] (0:14.03)	0:16.41 [10] (0:16.41)
Average Speed [km/h]	41.0	57.9	61.5	62.1	60.1	58.5	53.1	51.5	43.9
Top Speed [km/h]	57.0	59.9	63.1	62.5	61.2	60.1	56.7	52.8	49.6
Avg. Dist. to Rail [m]	3.4	2.1	1.9	2.8	2.1	2.3	0.8	3.7	3.8
Avg. Stride Freq. [Hz]	2.1	2.3	2.3	2.3	2.3	2.2	2.2	2.1	2.0
Avg. Stride Length [m]	5.4	7.1	7.4	7.5	7.3	7.3	6.8	6.8	6.2



- [] Ranking at each section and finish
- .-.- No data available at this section
- NA No data available



Aquis Park Gold Coast QLD Professional
Race 5: BRISBANE BRONCOS QTIS Three-Year-Old Maiden Handicap - 1400m
30 November 2024 - 15:35



Track Rating: Heavy 9, Weather: Showers, Rail Position: True

Section		Overall	1200m	1000m	800m	600m	400m	Last 600m				
Field Times		1:25.38 (0:13.74)	1:11.64 (0:11.03)	1:00.61 (0:11.59)	0:49.02 (0:11.72)	0:37.30 (0:11.86)	0:25.44 (0:12.33)	0:37.30				
Rank	TAB Horse/Jockey	Barrier	Top Speed [km/h]	Fastest Section	Distance Travelled [m]							
1	4 CANAVESE Dylan Turner	11	67.2	0:11.18	1:25.38 [1] (0:13.74)	1:11.64 [1] (0:11.18)	1:00.46 [2] (0:11.56)	0:48.90 [2] (0:11.70)	0:37.20 [2] (0:11.79)	0:25.41 [2] (0:12.30)	0:37.20	
2	11 MR O'REILLY Brandon Lerena	10	66.6	0:11.24	1:25.63 [2] (0:14.12)	1:11.51 [6] (0:11.24)	1:00.27 [7] (0:11.85)	0:48.42 [7] (0:11.51)	0:36.91 [6] (0:12.08)	0:24.83 [7] (0:12.56)	0:36.91	+6
3	8 JOHNTIALJO Courtney Bellamy	13	65.2	0:11.24	1:25.77 [3] (0:14.60)	1:11.17 [11] (0:11.24)	0:59.93 [10] (0:11.60)	0:48.33 [8] (0:11.55)	0:36.78 [8] (0:11.86)	0:24.92 [8] (0:12.65)	0:36.78	-5
4	17 TWINKLE TIME Micheal Hellyer	9	65.7	0:11.23	1:25.81 [4] (0:13.86)	1:11.95 [3] (0:11.23)	1:00.72 [3] (0:11.70)	0:49.02 [3] (0:11.63)	0:37.39 [4] (0:11.78)	0:25.61 [3] (0:12.51)	0:37.39	+3
5	5 FIRST MAN Jai Williams	22	64.9	0:11.40	1:25.83 [5] (0:14.64)	1:11.19 [12] (0:11.40)	0:59.79 [12] (0:12.01)	0:47.78 [13] (0:11.55)	0:36.23 [12] (0:11.97)	0:24.26 [11] (0:11.99)	0:36.23	+2
6	15 HERE'S TO POWER Yvette Lewis	1	67.5	0:10.99	1:25.83 [6] (0:13.78)	1:12.05 [2] (0:10.99)	1:01.06 [1] (0:11.59)	0:49.47 [1] (0:11.72)	0:37.75 [1] (0:11.86)	0:25.89 [1] (0:12.46)	0:37.75	-6
7	2 USE YOUR ILLUSION Anthony Allen	14	64.8	0:11.32	1:25.95 [7] (0:14.53)	1:11.42 [10] (0:11.32)	1:00.10 [11] (0:11.96)	0:48.14 [11] (0:11.58)	0:36.56 [11] (0:11.94)	0:24.62 [9] (0:12.15)	0:36.56	+3
8	23 MISHANI EMPIRE Georgina Cartwright	3	66.4	0:11.07	1:26.28 [8] (0:14.27)	1:12.01 [8] (0:11.07)	1:00.94 [5] (0:11.57)	0:49.37 [4] (0:11.57)	0:37.80 [5] (0:11.91)	0:25.89 [4] (0:12.68)	0:37.80	-3
9	9 KEEP IT LOKI Kirk Matheson	15	63.6	0:11.48	1:26.54 [9] (0:14.75)	1:11.79 [13] (0:11.48)	1:00.31 [13] (0:11.76)	0:48.55 [12] (0:11.61)	0:36.94 [13] (0:11.99)	0:24.95 [12] (0:12.44)	0:36.94	-3
10	7 GREEN MEADOWS Danny Peisley	2	66.1	0:11.30	1:26.57 [10] (0:14.06)	1:12.51 [5] (0:11.30)	1:01.21 [6] (0:11.84)	0:49.37 [6] (0:11.55)	0:37.82 [7] (0:11.80)	0:26.02 [6] (0:12.74)	0:37.82	+2

Scratched: Ucelle (#16), Butwedid (#3), Humid (#12), Billilicious (#14), Octaboom (#22), Vanilla Twist (#20), Mission Possible (#21), Girl Among Many (#24), Leucaena (#18), Celestial Blaze (#1), Shedrivesabe

[] Ranking at each section and finish
 -:-:- No data available at this section
 NA No data available
 SCN Saddle cloth number
 DNF Did not finish
 DNT Did not track



Aquis Park Gold Coast QLD Professional
Race 5: BRISBANE BRONCOS QTIS Three-Year-Old Maiden Handicap - 1400m
30 November 2024 - 15:35



Track Rating: Heavy 9, Weather: Showers, Rail Position: True

Section		Overall	1200m	1000m	800m	600m	400m	Last 600m				
Field Times		1:25.38 (0:13.74)	1:11.64 (0:11.03)	1:00.61 (0:11.59)	0:49.02 (0:11.72)	0:37.30 (0:11.86)	0:25.44 (0:12.33)	0:37.30				
Rank	TAB Horse/Jockey	Barrier	Top Speed [km/h]	Fastest Section	Distance Travelled [m]							
11	19 POLLY PRINCESS Sariah Champkin	12	65.5	0:11.32	1:26.70 [11] (0:13.93)	1:12.77 [4] (0:11.32)	1:01.45 [4] (0:11.69)	0:49.76 [5] (0:11.48)	0:38.28 [3] (0:12.11)	0:26.17 [5] (0:12.80)	0:38.28	+6
12	6 MISHANI REACTOR Rikki Jamieson	7	64.5	0:11.37	1:27.03 [12] (0:14.34)	1:12.69 [9] (0:11.37)	1:01.32 [9] (0:11.79)	0:49.53 [9] (0:11.67)	0:37.86 [9] (0:12.16)	0:25.70 [10] (0:12.34)	0:37.86	+3
13	10 LIVIN'DADREAM Fiona Sandkuhl	16	65.4	0:11.38	1:27.67 [13] (0:14.20)	1:13.47 [7] (0:11.38)	1:02.09 [8] (0:11.96)	0:50.13 [10] (0:11.80)	0:38.33 [10] (0:12.45)	0:25.88 [13] (0:12.91)	0:38.33	+5

Scratched: Ucelle (#16), Butwedid (#3), Humid (#12), Billilicious (#14), Octaboom (#22), Vanilla Twist (#20), Mission Possible (#21), Girl Among Many (#24), Leucaena (#18), Celestial Blaze (#1), Shedrivesabe

[] Ranking at each section and finish
 -:-:-:- No data available at this section
 NA No data available

SCN Saddle cloth number
 DNF Did not finish
 DNT Did not track



Aquis Park Gold Coast QLD Professional
Race 5: BRISBANE BRONCOS QTIS Three-Year-Old Maiden Handicap - 1400m
30 November 2024 - 15:35



Track Rating: Heavy 9, Weather: Showers, Rail Position: True

Section				200m				Last 600m	
Field Times				0:13.11 (0:13.11)				0:37.30	
Rank	TAB	Horse/Jockey	Barrier	Top Speed [km/h]	Fastest Section	Margin			Distance Travelled [m]
1	4	CANAVESE Dylan Turner	11	67.2 Overall	0:11.18 1200m	0:13.11 [1] (0:13.11)	1:25.38		0:37.20
2	11	MR O'REILLY Brandon Lerena	10	66.6 Overall	0:11.24 1200m	0:12.27 [7] (0:12.27)	1.5L		0:36.91 +6
3	8	JOHNTIALJO Courtney Bellamy	13	65.2 1200m	0:11.24 1200m	0:12.27 [9] (0:12.27)	2.3L		0:36.78 -5
4	17	TWINKLE TIME Micheal Hellyer	9	65.7 1200m	0:11.23 1200m	0:13.10 [3] (0:13.10)	2.5L		0:37.39 +3
5	5	FIRST MAN Jai Williams	22	64.9 1200m	0:11.40 1200m	0:12.27 [10] (0:12.27)	2.6L		0:36.23 +2
6	15	HERE'S TO POWER Yvette Lewis	1	67.5 1200m	0:10.99 1200m	0:13.43 [2] (0:13.43)	2.7L		0:37.75 -6
7	2	USE YOUR ILLUSION Anthony Allen	14	64.8 1200m	0:11.32 1200m	0:12.47 [8] (0:12.47)	3.2L		0:36.56 +3
8	23	MISHANI EMPIRE Georgina Cartwright	3	66.4 Overall	0:11.07 1200m	0:13.21 [4] (0:13.21)	5L		0:37.80 -3
9	9	KEEP IT LOKI Kirk Matheson	15	63.6 1200m	0:11.48 1200m	0:12.51 [12] (0:12.51)	6.5L		0:36.94 -3
10	7	GREEN MEADOWS Danny Peisley	2	66.1 Overall	0:11.30 1200m	0:13.28 [5] (0:13.28)	6.6L		0:37.82 +2

Scratched: Ucelle (#16), Butwedid (#3), Humid (#12), Billilicious (#14), Octaboom (#22), Vanilla Twist (#20), Mission Possible (#21), Girl Among Many (#24), Leucaena (#18), Celestial Blaze (#1), Shedrivesabe

[] Ranking at each section and finish
 -:-:- No data available at this section
 NA No data available
 SCN Saddle cloth number
 DNF Did not finish
 DNT Did not track



Aquis Park Gold Coast QLD Professional
Race 5: BRISBANE BRONCOS QTIS Three-Year-Old Maiden Handicap - 1400m
30 November 2024 - 15:35



Track Rating: Heavy 9, Weather: Showers, Rail Position: True

Section				200m				Last 600m		
Field Times				0:13.11 (0:13.11)				0:37.30		
Rank	TAB	Horse/Jockey	Barrier	Top Speed [km/h]	Fastest Section	Margin			Distance Travelled [m]	
11	19	POLLY PRINCESS	12	65.5	0:11.32	0:13.37 [6]	7.4L		0:38.28	+6
		Sariah Champkin		Overall	1200m	(0:13.37)				
12	6	MISHANI REACTOR	7	64.5	0:11.37	0:13.36 [11]	9.2L		0:37.86	+3
		Rikki Jamieson		Overall	1200m	(0:13.36)				
13	10	LIVIN'DADREAM	16	65.4	0:11.38	0:12.97 [13]	13L		0:38.33	+5
		Fiona Sandkuhl		Overall	1200m	(0:12.97)				

Scratched: Ucelle (#16), Butwedid (#3), Humid (#12), Billilicious (#14), Octaboom (#22), Vanilla Twist (#20), Mission Possible (#21), Girl Among Many (#24), Leucaena (#18), Celestial Blaze (#1), Shedrivesabe

[] Ranking at each section and finish
 -:-:-:- No data available at this section
 NA No data available

SCN Saddle cloth number
 DNF Did not finish
 DNT Did not track



Horse/Jockey Name	Canavese
Final Rank	1
Fastest Section Time (Section)	0:11.18 (1200m)
Top Speed [km/h] (Section)	67.2 (Overall)
Race State	Finished



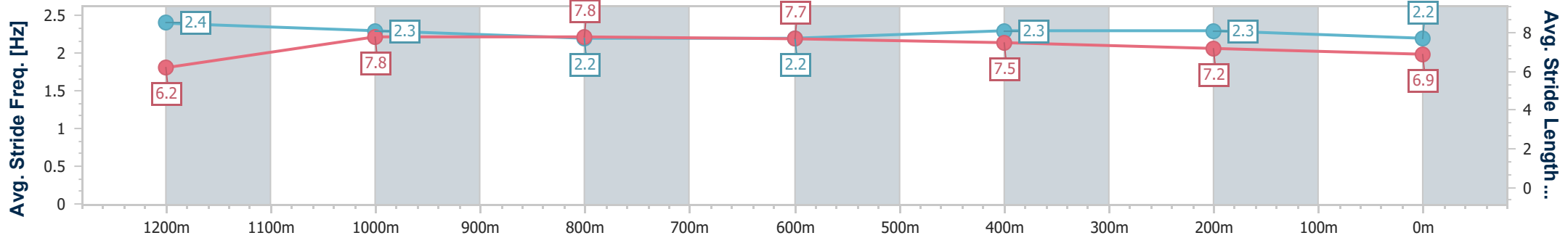
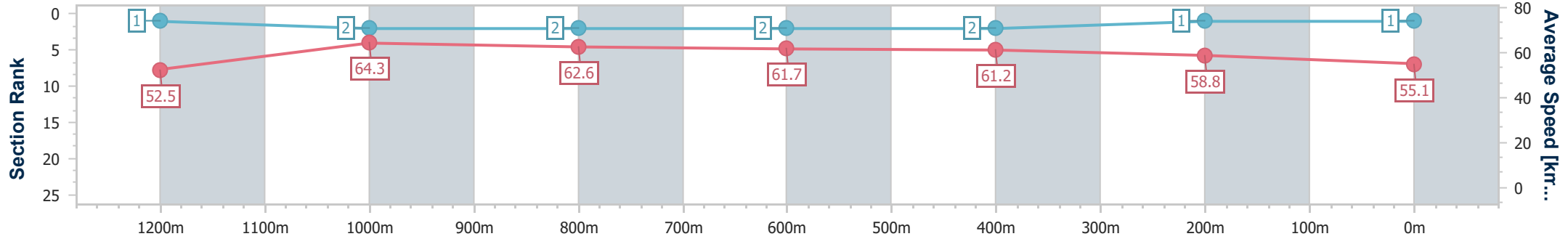
Aquis Park Gold Coast QLD Professional
Race 5: BRISBANE BRONCOS QTIS Three-Year-Old Maiden Handicap - 1400m



30 November 2024 - 15:35

Track Rating: Heavy 9, Weather: Showers, Rail Position: True

Section	Overall	1200m	1000m	800m	600m	400m	200m
Section Times	1:25.38 [1] (0:13.74)	1:11.64 [1] (0:11.18)	1:00.46 [2] (0:11.56)	0:48.90 [2] (0:11.70)	0:37.20 [2] (0:11.79)	0:25.41 [2] (0:12.30)	0:13.11 [1] (0:13.11)
Average Speed [km/h]	52.5	64.3	62.6	61.7	61.2	58.8	55.1
Top Speed [km/h]	67.2	67.0	63.0	63.2	63.1	59.7	57.2
Avg. Dist. to Rail [m]	6.0	1.8	0.7	1.1	0.8	5.1	5.7
Avg. Stride Freq. [Hz]	2.4	2.3	2.2	2.2	2.3	2.3	2.2
Avg. Stride Length [m]	6.2	7.8	7.8	7.7	7.5	7.2	6.9



- [] Ranking at each section and finish
- .-.- No data available at this section
- NA No data available



Horse/Jockey Name	Mr O'reilly
Final Rank	2
Fastest Section Time (Section)	0:11.24 (1200m)
Top Speed [km/h] (Section)	66.6 (Overall)
Race State	Finished



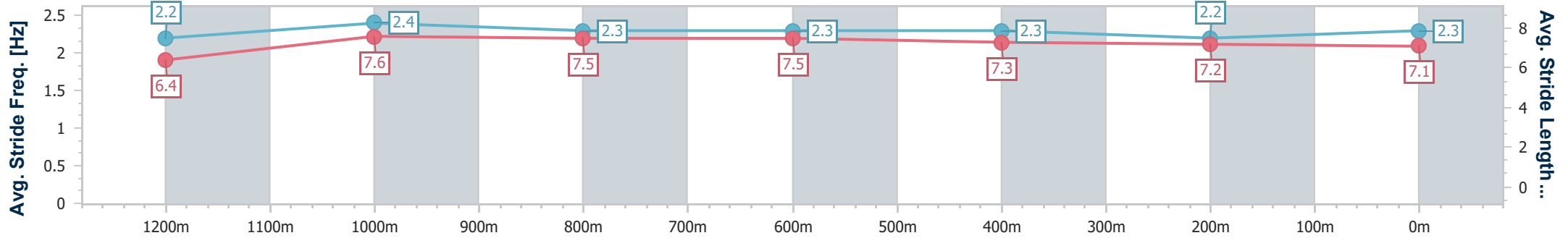
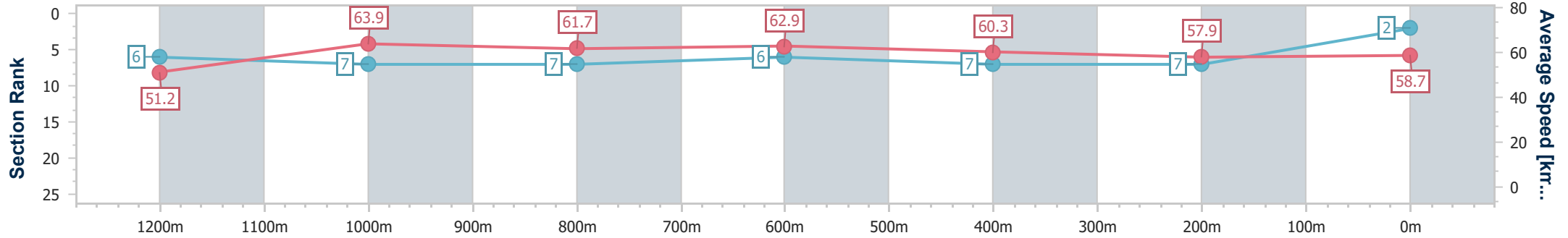
Aquis Park Gold Coast QLD Professional
 Race 5: BRISBANE BRONCOS QTIS Three-Year-Old Maiden Handicap - 1400m



30 November 2024 - 15:35

Track Rating: Heavy 9, Weather: Showers, Rail Position: True

Section	Overall	1200m	1000m	800m	600m	400m	200m							
Section Times	1:25.63 [2] (0:14.12)	1:11.51 [6] (0:11.24)	1:00.27 [7] (0:11.85)	0:48.42 [7] (0:11.51)	0:36.91 [6] (0:12.08)	0:24.83 [7] (0:12.56)	0:12.27 [7] (0:12.27)							
Average Speed [km/h]	51.2	63.9	61.7	62.9	60.3	57.9	58.7							
Top Speed [km/h]	66.6	65.7	63.8	63.9	63.4	58.9	60.1							
Avg. Dist. to Rail [m]	5.9	4.5	3.0	2.2	2.0	7.1	10.2							
Avg. Stride Freq. [Hz]	2.2	2.4	2.3	2.3	2.3	2.2	2.3							
Avg. Stride Length [m]	6.4	7.6	7.5	7.5	7.3	7.2	7.1							



- [] Ranking at each section and finish
- .-.- No data available at this section
- NA No data available



Horse/Jockey Name	Johntialjo
Final Rank	3
Fastest Section Time (Section)	0:11.24 (1200m)
Top Speed [km/h] (Section)	65.2 (1200m)
Race State	Finished



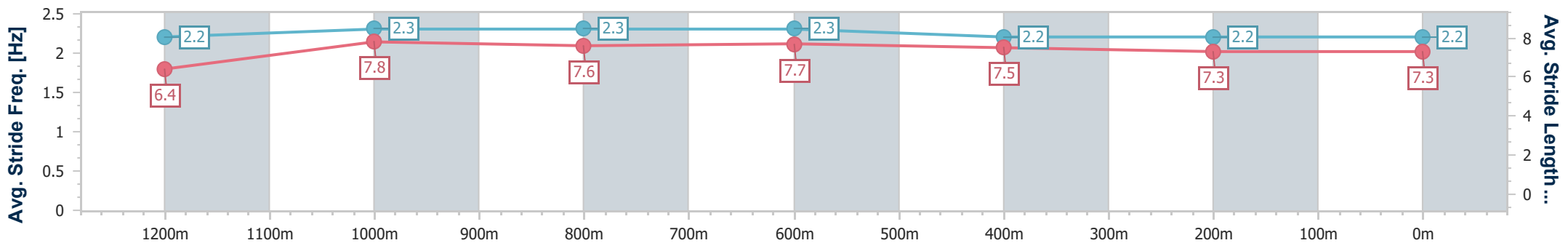
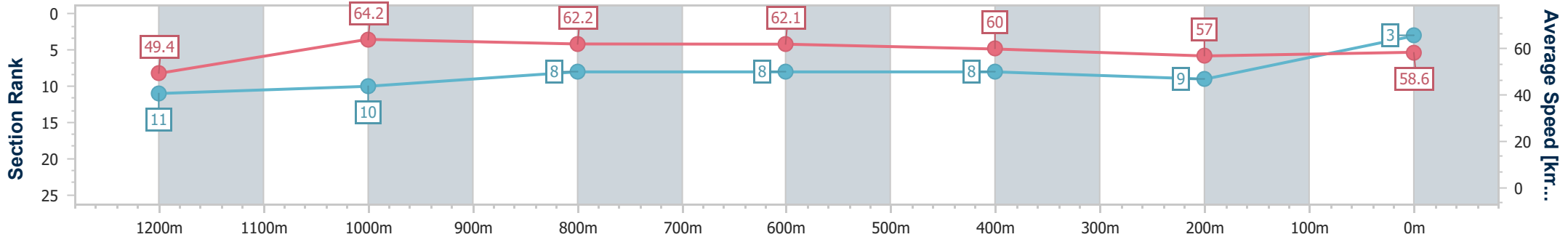
Aquis Park Gold Coast QLD Professional
Race 5: BRISBANE BRONCOS QTIS Three-Year-Old Maiden Handicap - 1400m



30 November 2024 - 15:35

Track Rating: Heavy 9, Weather: Showers, Rail Position: True

Section	Overall	1200m	1000m	800m	600m	400m	200m
Section Times	1:25.77 [3] (0:14.60)	1:11.17 [11] (0:11.24)	0:59.93 [10] (0:11.60)	0:48.33 [8] (0:11.55)	0:36.78 [8] (0:11.86)	0:24.92 [8] (0:12.65)	0:12.27 [9] (0:12.27)
Average Speed [km/h]	49.4	64.2	62.2	62.1	60.0	57.0	58.6
Top Speed [km/h]	64.2	65.2	63.2	62.9	61.9	57.9	59.2
Avg. Dist. to Rail [m]	7.5	1.3	0.5	0.9	1.8	3.0	3.3
Avg. Stride Freq. [Hz]	2.2	2.3	2.3	2.3	2.2	2.2	2.2
Avg. Stride Length [m]	6.4	7.8	7.6	7.7	7.5	7.3	7.3



- [] Ranking at each section and finish
- .-.- No data available at this section
- NA No data available



Horse/Jockey Name	Twinkle Time
Final Rank	4
Fastest Section Time (Section)	0:11.23 (1200m)
Top Speed [km/h] (Section)	65.7 (1200m)
Race State	Finished



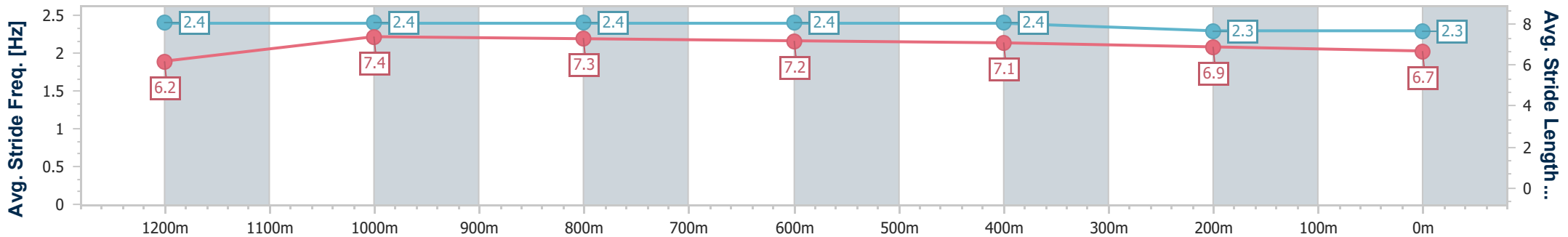
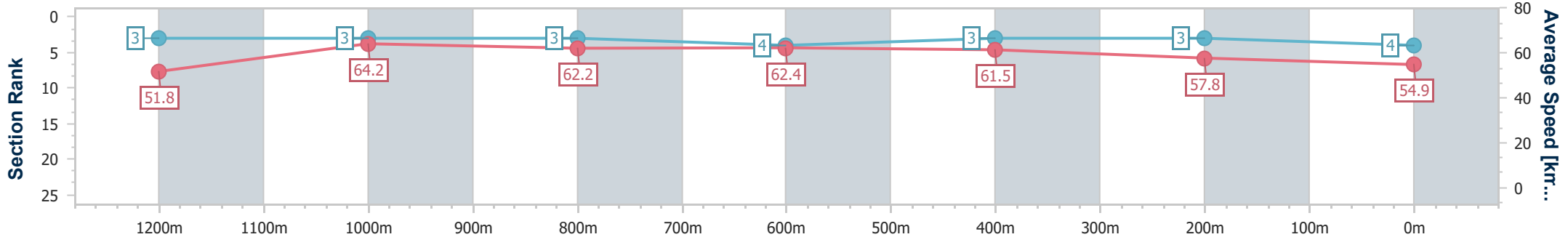
Aquis Park Gold Coast QLD Professional
 Race 5: BRISBANE BRONCOS QTIS Three-Year-Old Maiden Handicap - 1400m



30 November 2024 - 15:35

Track Rating: Heavy 9, Weather: Showers, Rail Position: True

Section	Overall	1200m	1000m	800m	600m	400m	200m
Section Times	1:25.81 [4] (0:13.86)	1:11.95 [3] (0:11.23)	1:00.72 [3] (0:11.70)	0:49.02 [3] (0:11.63)	0:37.39 [4] (0:11.78)	0:25.61 [3] (0:12.51)	0:13.10 [3] (0:13.10)
Average Speed [km/h]	51.8	64.2	62.2	62.4	61.5	57.8	54.9
Top Speed [km/h]	65.3	65.7	62.8	63.2	64.0	58.9	56.8
Avg. Dist. to Rail [m]	4.6	2.2	2.4	2.3	1.1	5.1	7.0
Avg. Stride Freq. [Hz]	2.4	2.4	2.4	2.4	2.4	2.3	2.3
Avg. Stride Length [m]	6.2	7.4	7.3	7.2	7.1	6.9	6.7



- [] Ranking at each section and finish
- .-.- No data available at this section
- NA No data available



Horse/Jockey Name	First Man
Final Rank	5
Fastest Section Time (Section)	0:11.40 (1200m)
Top Speed [km/h] (Section)	64.9 (1200m)
Race State	Finished



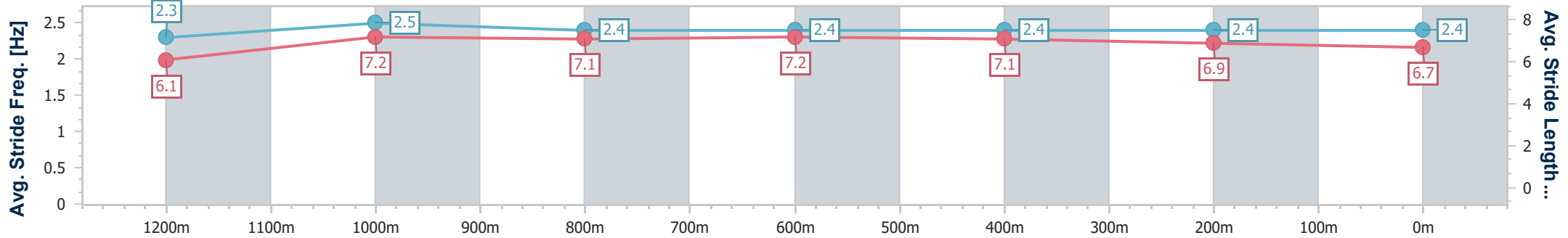
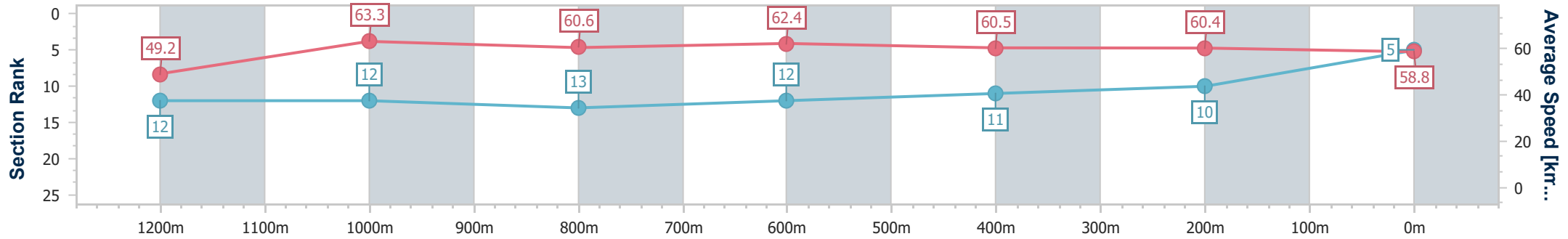
Aquis Park Gold Coast QLD Professional
 Race 5: BRISBANE BRONCOS QTIS Three-Year-Old Maiden Handicap - 1400m



30 November 2024 - 15:35

Track Rating: Heavy 9, Weather: Showers, Rail Position: True

Section	Overall	1200m	1000m	800m	600m	400m	200m
Section Times	1:25.83 [5] (0:14.64)	1:11.19 [12] (0:11.40)	0:59.79 [12] (0:12.01)	0:47.78 [13] (0:11.55)	0:36.23 [12] (0:11.97)	0:24.26 [11] (0:11.99)	0:12.27 [10] (0:12.27)
Average Speed [km/h]	49.2	63.3	60.6	62.4	60.5	60.4	58.8
Top Speed [km/h]	64.8	64.9	62.5	64.5	63.7	61.7	60.3
Avg. Dist. to Rail [m]	11.9	4.4	1.9	1.0	1.4	3.5	2.4
Avg. Stride Freq. [Hz]	2.3	2.5	2.4	2.4	2.4	2.4	2.4
Avg. Stride Length [m]	6.1	7.2	7.1	7.2	7.1	6.9	6.7



- [] Ranking at each section and finish
- .-.- No data available at this section
- NA No data available



Horse/Jockey Name	Here's To Power
Final Rank	6
Fastest Section Time (Section)	0:10.99 (1200m)
Top Speed [km/h] (Section)	67.5 (1200m)
Race State	Finished



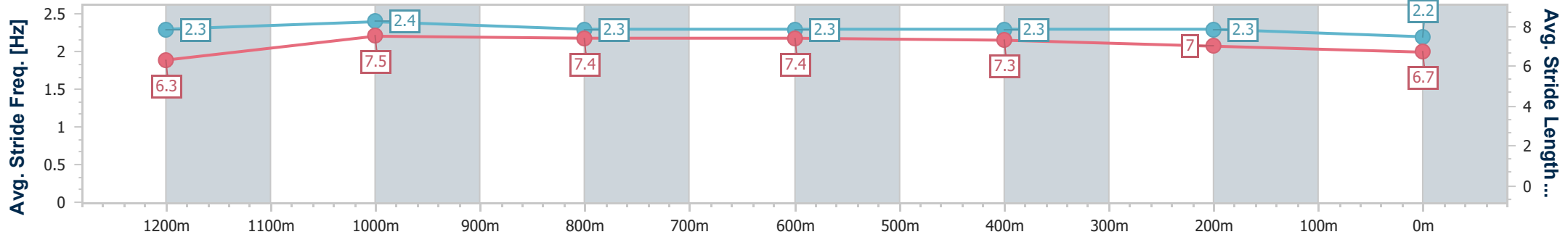
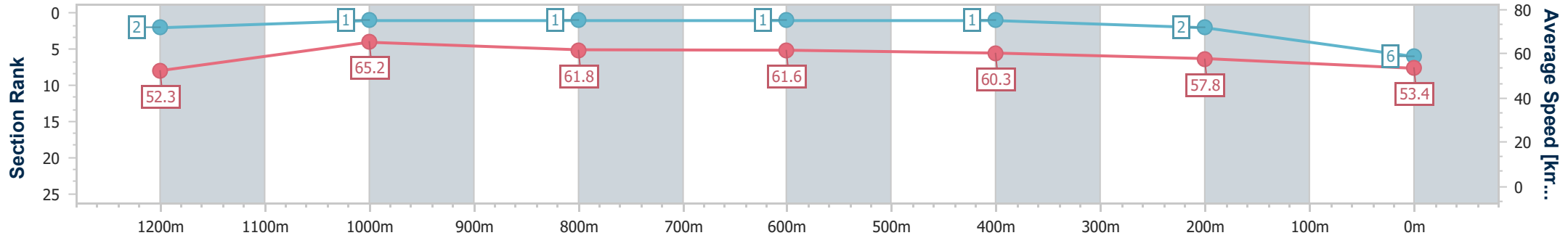
Aquis Park Gold Coast QLD Professional
Race 5: BRISBANE BRONCOS QTIS Three-Year-Old Maiden Handicap - 1400m



30 November 2024 - 15:35

Track Rating: Heavy 9, Weather: Showers, Rail Position: True

Section	Overall	1200m	1000m	800m	600m	400m	200m
Section Times	1:25.83 [6] (0:13.78)	1:12.05 [2] (0:10.99)	1:01.06 [1] (0:11.59)	0:49.47 [1] (0:11.72)	0:37.75 [1] (0:11.86)	0:25.89 [1] (0:12.46)	0:13.43 [2] (0:13.43)
Average Speed [km/h]	52.3	65.2	61.8	61.6	60.3	57.8	53.4
Top Speed [km/h]	67.5	67.5	63.8	62.3	61.5	59.2	55.5
Avg. Dist. to Rail [m]	1.3	0.9	0.9	0.4	1.1	3.1	5.2
Avg. Stride Freq. [Hz]	2.3	2.4	2.3	2.3	2.3	2.3	2.2
Avg. Stride Length [m]	6.3	7.5	7.4	7.4	7.3	7.0	6.7



- [] Ranking at each section and finish
- .-.- No data available at this section
- NA No data available



Horse/Jockey Name	Use Your Illusion
Final Rank	7
Fastest Section Time (Section)	0:11.32 (1200m)
Top Speed [km/h] (Section)	64.8 (1200m)
Race State	Finished



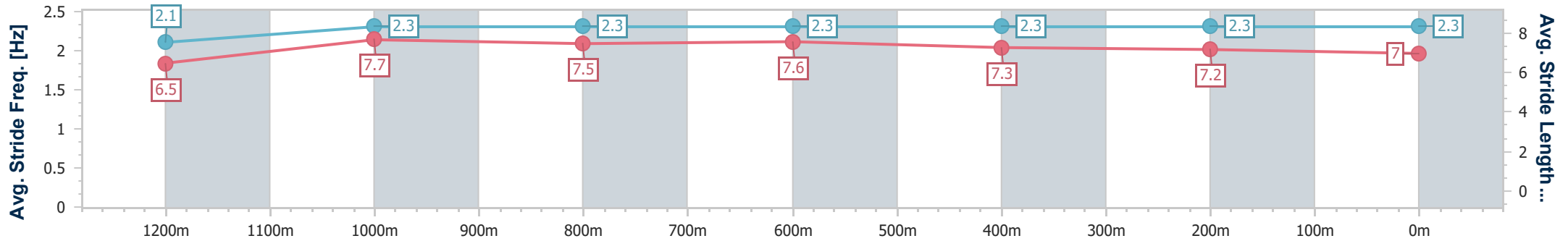
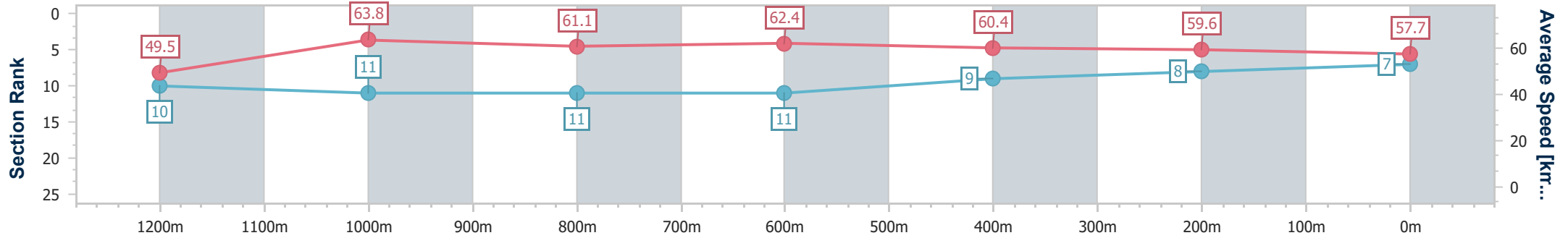
Aquis Park Gold Coast QLD Professional
Race 5: BRISBANE BRONCOS QTIS Three-Year-Old Maiden Handicap - 1400m



30 November 2024 - 15:35

Track Rating: Heavy 9, Weather: Showers, Rail Position: True

Section	Overall	1200m	1000m	800m	600m	400m	200m
Section Times	1:25.95 [7] (0:14.53)	1:11.42 [10] (0:11.32)	1:00.10 [11] (0:11.96)	0:48.14 [11] (0:11.58)	0:36.56 [11] (0:11.94)	0:24.62 [9] (0:12.15)	0:12.47 [8] (0:12.47)
Average Speed [km/h]	49.5	63.8	61.1	62.4	60.4	59.6	57.7
Top Speed [km/h]	64.2	64.8	62.0	63.1	62.1	60.5	59.0
Avg. Dist. to Rail [m]	9.3	4.1	2.9	1.7	0.6	5.6	9.2
Avg. Stride Freq. [Hz]	2.1	2.3	2.3	2.3	2.3	2.3	2.3
Avg. Stride Length [m]	6.5	7.7	7.5	7.6	7.3	7.2	7.0



- [] Ranking at each section and finish
- .-.- No data available at this section
- NA No data available



Horse/Jockey Name	Mishani Empire
Final Rank	8
Fastest Section Time (Section)	0:11.07 (1200m)
Top Speed [km/h] (Section)	66.4 (Overall)
Race State	Finished



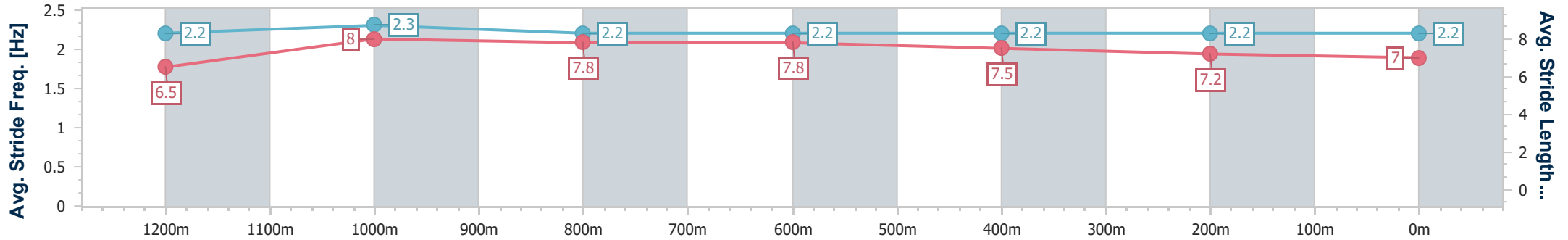
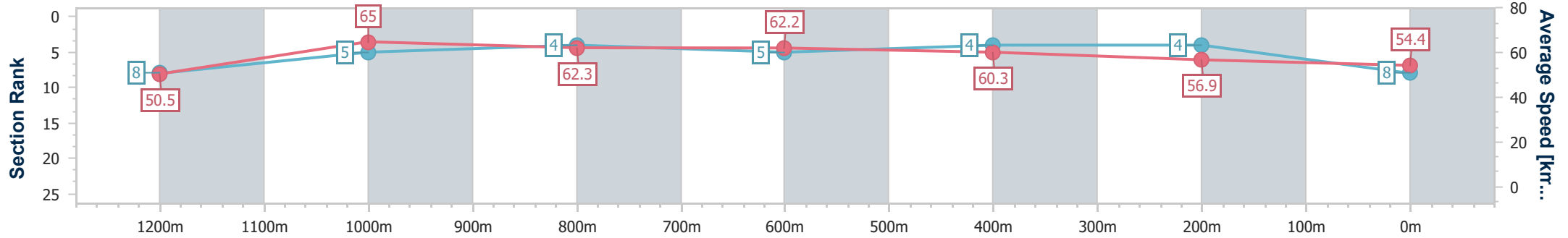
Aquis Park Gold Coast QLD Professional
 Race 5: BRISBANE BRONCOS QTIS Three-Year-Old Maiden Handicap - 1400m



30 November 2024 - 15:35

Track Rating: Heavy 9, Weather: Showers, Rail Position: True

Section	Overall	1200m	1000m	800m	600m	400m	200m
Section Times	1:26.28 [8] (0:14.27)	1:12.01 [8] (0:11.07)	1:00.94 [5] (0:11.57)	0:49.37 [4] (0:11.57)	0:37.80 [5] (0:11.91)	0:25.89 [4] (0:12.68)	0:13.21 [4] (0:13.21)
Average Speed [km/h]	50.5	65.0	62.3	62.2	60.3	56.9	54.4
Top Speed [km/h]	66.4	66.3	64.1	62.9	61.7	58.7	55.8
Avg. Dist. to Rail [m]	2.4	1.0	0.6	0.3	0.5	1.6	3.2
Avg. Stride Freq. [Hz]	2.2	2.3	2.2	2.2	2.2	2.2	2.2
Avg. Stride Length [m]	6.5	8.0	7.8	7.8	7.5	7.2	7.0



- [] Ranking at each section and finish
- .-.- No data available at this section
- NA No data available



Horse/Jockey Name	Keep It Loki
Final Rank	9
Fastest Section Time (Section)	0:11.48 (1200m)
Top Speed [km/h] (Section)	63.6 (1200m)
Race State	Finished



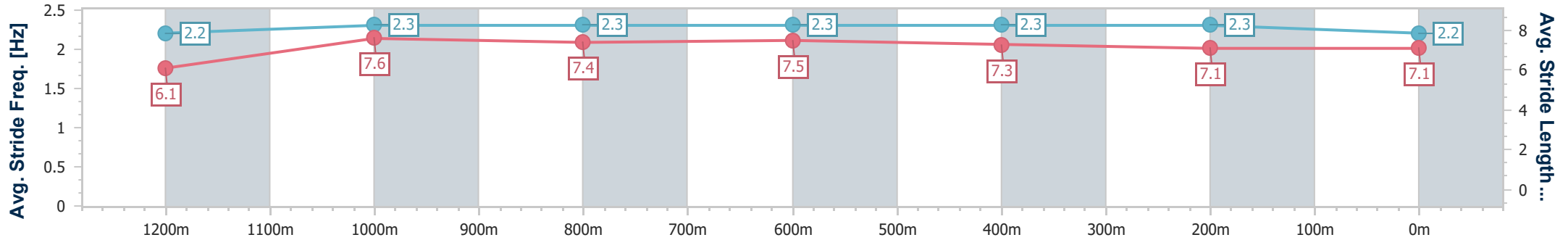
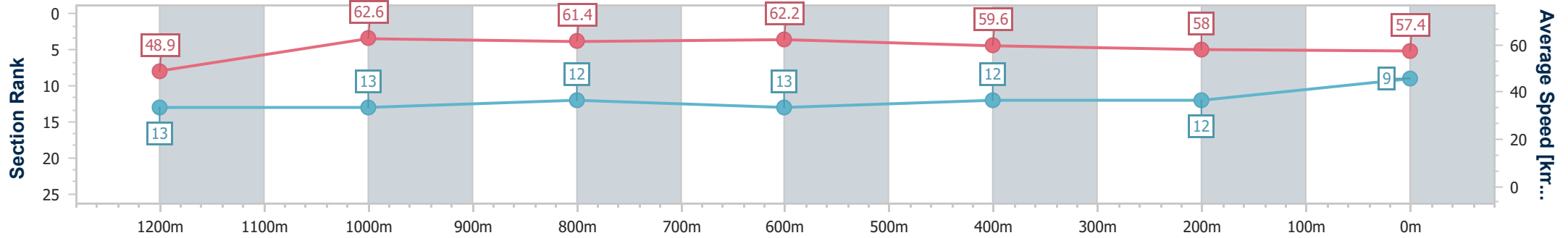
Aquis Park Gold Coast QLD Professional
 Race 5: BRISBANE BRONCOS QTIS Three-Year-Old Maiden
 Handicap - 1400m



30 November 2024 - 15:35

Track Rating: Heavy 9, Weather: Showers, Rail Position: True

Section	Overall	1200m	1000m	800m	600m	400m	200m
Section Times	1:26.54 [9] (0:14.75)	1:11.79 [13] (0:11.48)	1:00.31 [13] (0:11.76)	0:48.55 [12] (0:11.61)	0:36.94 [13] (0:11.99)	0:24.95 [12] (0:12.44)	0:12.51 [12] (0:12.51)
Average Speed [km/h]	48.9	62.6	61.4	62.2	59.6	58.0	57.4
Top Speed [km/h]	63.0	63.6	62.6	63.0	62.1	58.7	57.9
Avg. Dist. to Rail [m]	10.2	3.7	1.0	0.4	0.9	2.0	2.8
Avg. Stride Freq. [Hz]	2.2	2.3	2.3	2.3	2.3	2.3	2.2
Avg. Stride Length [m]	6.1	7.6	7.4	7.5	7.3	7.1	7.1



- [] Ranking at each section and finish
- .-.- No data available at this section
- NA No data available



Horse/Jockey Name	Green Meadows
Final Rank	10
Fastest Section Time (Section)	0:11.30 (1200m)
Top Speed [km/h] (Section)	66.1 (Overall)
Race State	Finished



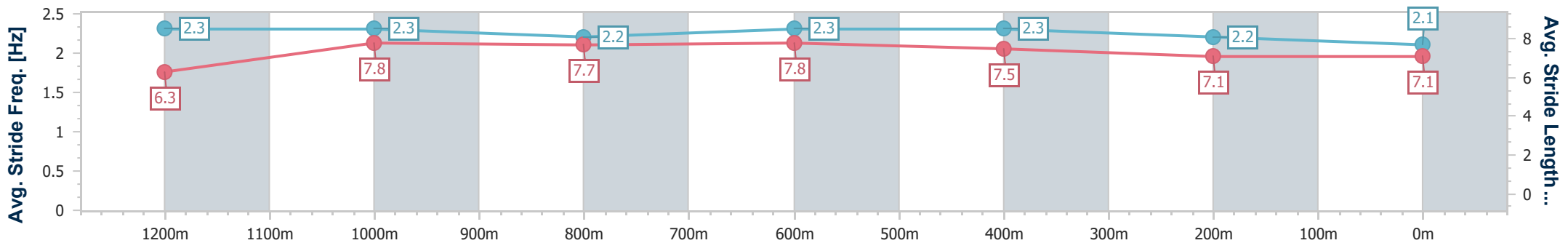
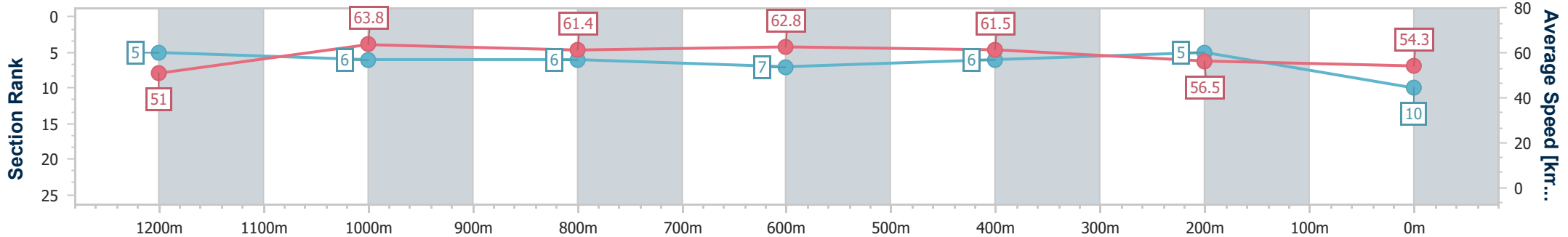
Aquis Park Gold Coast QLD Professional
 Race 5: BRISBANE BRONCOS QTIS Three-Year-Old Maiden Handicap - 1400m



30 November 2024 - 15:35

Track Rating: Heavy 9, Weather: Showers, Rail Position: True

Section	Overall	1200m	1000m	800m	600m	400m	200m
Section Times	1:26.57 [10] (0:14.06)	1:12.51 [5] (0:11.30)	1:01.21 [6] (0:11.84)	0:49.37 [6] (0:11.55)	0:37.82 [7] (0:11.80)	0:26.02 [6] (0:12.74)	0:13.28 [5] (0:13.28)
Average Speed [km/h]	51.0	63.8	61.4	62.8	61.5	56.5	54.3
Top Speed [km/h]	66.1	66.0	62.9	63.9	63.4	58.3	55.2
Avg. Dist. to Rail [m]	3.3	2.5	2.0	1.9	1.0	3.9	5.2
Avg. Stride Freq. [Hz]	2.3	2.3	2.2	2.3	2.3	2.2	2.1
Avg. Stride Length [m]	6.3	7.8	7.7	7.8	7.5	7.1	7.1



- [] Ranking at each section and finish
- .-.- No data available at this section
- NA No data available



Horse/Jockey Name	Polly Princess
Final Rank	11
Fastest Section Time (Section)	0:11.32 (1200m)
Top Speed [km/h] (Section)	65.5 (Overall)
Race State	Finished



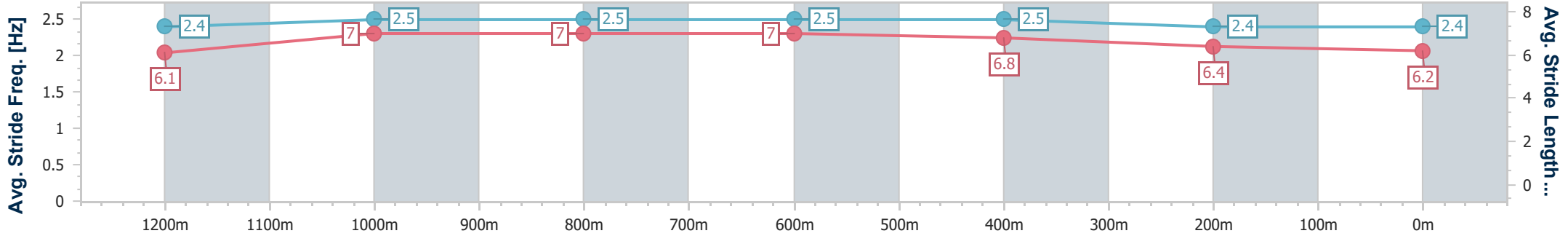
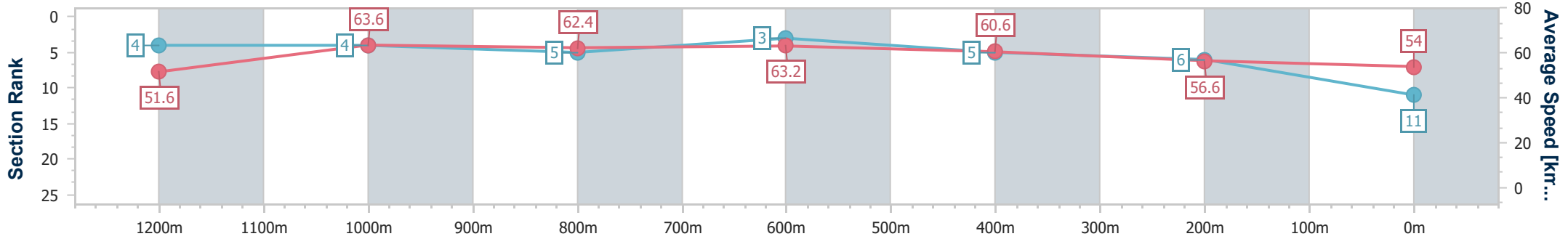
Aquis Park Gold Coast QLD Professional
Race 5: BRISBANE BRONCOS QTIS Three-Year-Old Maiden Handicap - 1400m



30 November 2024 - 15:35

Track Rating: Heavy 9, Weather: Showers, Rail Position: True

Section	Overall	1200m	1000m	800m	600m	400m	200m
Section Times	1:26.70 [11] (0:13.93)	1:12.77 [4] (0:11.32)	1:01.45 [4] (0:11.69)	0:49.76 [5] (0:11.48)	0:38.28 [3] (0:12.11)	0:26.17 [5] (0:12.80)	0:13.37 [6] (0:13.37)
Average Speed [km/h]	51.6	63.6	62.4	63.2	60.6	56.6	54.0
Top Speed [km/h]	65.5	64.8	62.9	64.0	62.7	58.2	54.9
Avg. Dist. to Rail [m]	7.8	3.2	2.2	2.4	3.4	5.8	6.8
Avg. Stride Freq. [Hz]	2.4	2.5	2.5	2.5	2.5	2.4	2.4
Avg. Stride Length [m]	6.1	7.0	7.0	7.0	6.8	6.4	6.2



- [] Ranking at each section and finish
- .-.- No data available at this section
- NA No data available



Horse/Jockey Name	Mishani Reactor
Final Rank	12
Fastest Section Time (Section)	0:11.37 (1200m)
Top Speed [km/h] (Section)	64.5 (Overall)
Race State	Finished



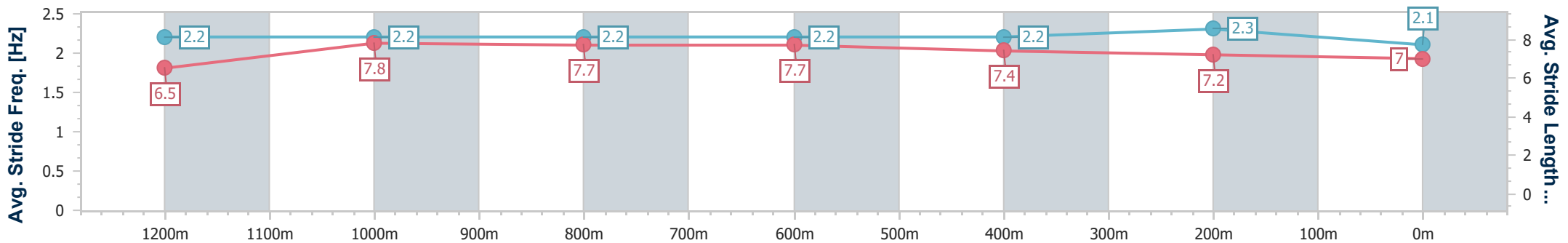
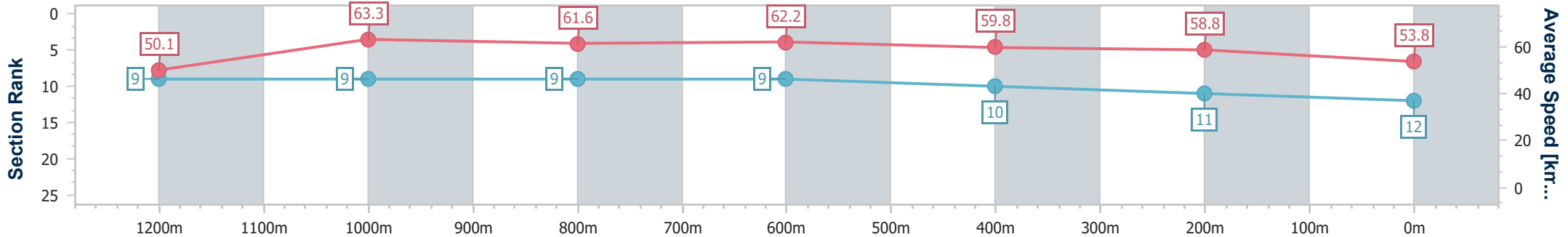
Aquis Park Gold Coast QLD Professional
Race 5: BRISBANE BRONCOS QTIS Three-Year-Old Maiden Handicap - 1400m



30 November 2024 - 15:35

Track Rating: Heavy 9, Weather: Showers, Rail Position: True

Section	Overall	1200m	1000m	800m	600m	400m	200m
Section Times	1:27.03 [12] (0:14.34)	1:12.69 [9] (0:11.37)	1:01.32 [9] (0:11.79)	0:49.53 [9] (0:11.67)	0:37.86 [9] (0:12.16)	0:25.70 [10] (0:12.34)	0:13.36 [11] (0:13.36)
Average Speed [km/h]	50.1	63.3	61.6	62.2	59.8	58.8	53.8
Top Speed [km/h]	64.5	64.0	63.2	63.3	61.0	59.7	56.8
Avg. Dist. to Rail [m]	4.6	2.8	1.6	2.1	1.6	8.0	9.9
Avg. Stride Freq. [Hz]	2.2	2.2	2.2	2.2	2.2	2.3	2.1
Avg. Stride Length [m]	6.5	7.8	7.7	7.7	7.4	7.2	7.0



- [] Ranking at each section and finish
- .-.- No data available at this section
- NA No data available



Horse/Jockey Name	Livin'dadream
Final Rank	13
Fastest Section Time (Section)	0:11.38 (1200m)
Top Speed [km/h] (Section)	65.4 (Overall)
Race State	Finished



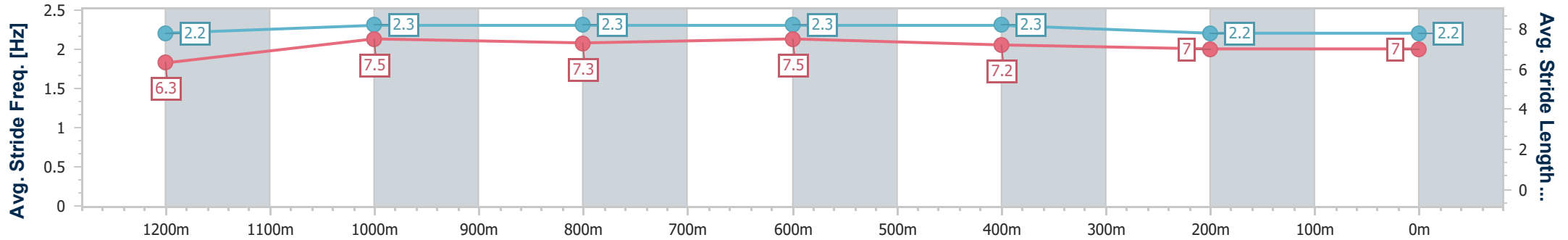
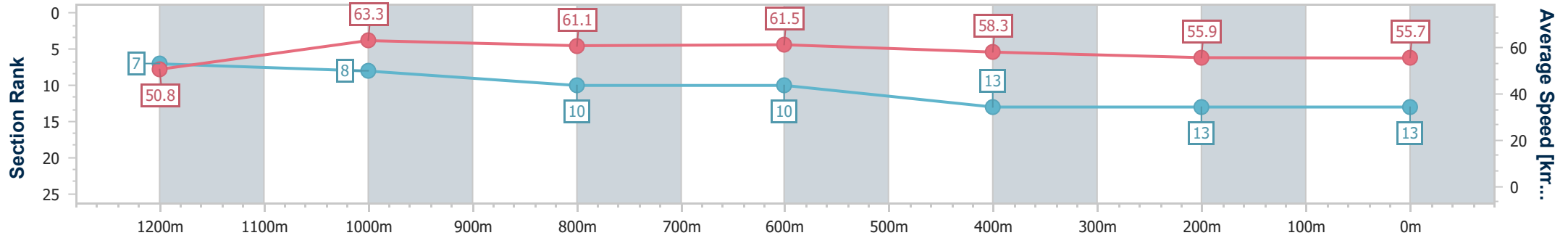
Aquis Park Gold Coast QLD Professional
 Race 5: BRISBANE BRONCOS QTIS Three-Year-Old Maiden Handicap - 1400m



30 November 2024 - 15:35

Track Rating: Heavy 9, Weather: Showers, Rail Position: True

Section	Overall	1200m	1000m	800m	600m	400m	200m
Section Times	1:27.67 [13] (0:14.20)	1:13.47 [7] (0:11.38)	1:02.09 [8] (0:11.96)	0:50.13 [10] (0:11.80)	0:38.33 [10] (0:12.45)	0:25.88 [13] (0:12.91)	0:12.97 [13] (0:12.97)
Average Speed [km/h]	50.8	63.3	61.1	61.5	58.3	55.9	55.7
Top Speed [km/h]	65.4	65.2	61.7	62.3	60.3	57.3	55.8
Avg. Dist. to Rail [m]	11.3	4.5	2.3	2.6	1.8	4.2	5.2
Avg. Stride Freq. [Hz]	2.2	2.3	2.3	2.3	2.3	2.2	2.2
Avg. Stride Length [m]	6.3	7.5	7.3	7.5	7.2	7.0	7.0



- [] Ranking at each section and finish
- .-.- No data available at this section
- NA No data available



Aquis Park Gold Coast QLD Professional

Race 6: BRISBANE LIONS BENCHMARK 70 Handicap - 1400m

30 November 2024 - 16:09



Track Rating: Heavy 9, Weather: Showers, Rail Position: True

Section												Last 600m	
Field Times		Overall	1200m	1000m	800m	600m	400m						0:37.48
		1:24.38 (0:13.45)	1:10.93 (0:10.52)	1:00.41 (0:11.18)	0:49.23 (0:11.75)	0:37.48 (0:12.04)	0:25.44 (0:12.54)						
Rank	TAB	Horse/Jockey	Barrier	Top Speed [km/h]	Fastest Section								Distance Travelled [m]
1	4	TEXAS Dan McGillivray	8	66.9 1200m	0:11.06 1200m	1:24.38 [1] (0:14.06)	1:10.32 [7] (0:11.06)	0:59.26 [7] (0:11.40)	0:47.86 [8] (0:11.35)	0:36.51 [7] (0:11.74)	0:24.77 [6] (0:12.08)	0:36.51	
2	14	FREELAND Adin Thompson	1	67.5 1200m	0:10.83 1200m	1:24.62 [2] (0:13.76)	1:10.86 [5] (0:10.83)	1:00.03 [5] (0:11.42)	0:48.61 [5] (0:11.59)	0:37.02 [5] (0:11.67)	0:25.35 [2] (0:12.21)	0:37.02	-4
3	11	COSMIC BEAUTY Jace McMurray	13	68.3 1200m	0:10.80 1200m	1:24.65 [3] (0:13.71)	1:10.94 [4] (0:10.80)	1:00.14 [4] (0:11.35)	0:48.79 [4] (0:11.61)	0:37.18 [4] (0:11.86)	0:25.32 [3] (0:12.30)	0:37.18	-2
4	6	ALL'S FAIR Courtney Bellamy	3	66.5 1200m	0:11.01 1200m	1:24.75 [4] (0:14.12)	1:10.63 [8] (0:11.01)	0:59.62 [8] (0:11.38)	0:48.24 [7] (0:11.44)	0:36.80 [8] (0:11.65)	0:25.15 [5] (0:12.40)	0:36.80	-6
5	1	AZZAREACH Corey Sutherland	4	68.5 1200m	0:10.71 1200m	1:24.91 [5] (0:13.45)	1:11.46 [1] (0:10.71)	1:00.75 [2] (0:11.38)	0:49.37 [2] (0:11.83)	0:37.54 [2] (0:12.00)	0:25.54 [4] (0:12.46)	0:37.54	-6
6	7	HARMONY REIGNS Dylan Turner	2	67.1 1200m	0:10.96 1200m	1:25.54 [6] (0:13.81)	1:11.73 [6] (0:10.96)	1:00.77 [6] (0:11.49)	0:49.28 [6] (0:11.55)	0:37.73 [6] (0:12.03)	0:25.70 [7] (0:12.56)	0:37.73	+5
7	3	BOWRIDER Jai Williams	10	70.1 1200m	0:10.49 1200m	1:25.69 [7] (0:13.48)	1:12.21 [3] (0:10.49)	1:01.72 [1] (0:11.18)	0:50.54 [1] (0:11.75)	0:38.79 [1] (0:12.04)	0:26.75 [1] (0:13.05)	0:38.79	-7
8	2	FIRE KING Fiona Sandkuhl	7	65.2 1200m	0:11.27 1200m	1:26.13 [8] (0:14.26)	1:11.87 [9] (0:11.27)	1:00.60 [9] (0:11.52)	0:49.08 [10] (0:11.42)	0:37.66 [10] (0:12.00)	0:25.66 [10] (0:12.47)	0:37.66	-5
9	12	SMOKIN' TOFF Jason Taylor	12	66.0 1200m	0:11.09 1200m	1:26.84 [9] (0:14.52)	1:12.32 [10] (0:11.09)	1:01.23 [10] (0:11.43)	0:49.80 [9] (0:11.37)	0:38.43 [9] (0:12.03)	0:26.40 [9] (0:12.77)	0:38.43	+1
10	9	LAUNCH PAD Georgina Cartwright	6	68.4 1200m	0:10.74 1200m	1:31.80 [10] (0:13.48)	1:18.32 [2] (0:10.74)	1:07.58 [3] (0:11.43)	0:56.15 [3] (0:11.79)	0:44.36 [3] (0:12.64)	0:31.72 [8] (0:14.79)	0:44.36	-2

Scratched: Jovita (#8), Disselation (#5), Gracie Blue (#13), Flywheel (#10)

[] Ranking at each section and finish
 -:-:- No data available at this section
 NA No data available
 SCN Saddle cloth number
 DNF Did not finish
 DNT Did not track



Aquis Park Gold Coast QLD Professional
Race 6: BRISBANE LIONS BENCHMARK 70 Handicap - 1400m
30 November 2024 - 16:09



Track Rating: Heavy 9, Weather: Showers, Rail Position: True

Section							200m			Last 600m
Field Times							0:12.90			0:37.48
							(0:12.90)			
Rank	TAB	Horse/Jockey	Barrier	Top Speed [km/h]	Fastest Section	Margin			Distance Travelled [m]	
1	4	TEXAS	8	66.9	0:11.06	0:12.69 [3]	1:24.38		0:36.51	
		Dan McGillivray		1200m	1200m	(0:12.69)				
2	14	FREELAND	1	67.5	0:10.83	0:13.14 [1]	1.3L		0:37.02	
		Adin Thompson		1200m	1200m	(0:13.14)			-4	
3	11	COSMIC BEAUTY	13	68.3	0:10.80	0:13.02 [2]	1.4L		0:37.18	
		Jace McMurray		1200m	1200m	(0:13.02)			-2	
4	6	ALL'S FAIR	3	66.5	0:11.01	0:12.75 [6]	1.9L		0:36.80	
		Courtney Bellamy		1200m	1200m	(0:12.75)			-6	
5	1	AZZAREACH	4	68.5	0:10.71	0:13.08 [4]	2.7L		0:37.54	
		Corey Sutherland		1200m	1200m	(0:13.08)			-6	
6	7	HARMONY REIGNS	2	67.1	0:10.96	0:13.14 [7]	6.2L		0:37.73	
		Dylan Turner		1200m	1200m	(0:13.14)			+5	
7	3	BOWRIDER	10	70.1	0:10.49	0:13.70 [5]	7L		0:38.79	
		Jai Williams		1200m	1200m	(0:13.70)			-7	
8	2	FIRE KING	7	65.2	0:11.27	0:13.19 [8]	9.5L		0:37.66	
		Fiona Sandkuhl		1200m	1200m	(0:13.19)			-5	
9	12	SMOKIN' TOFF	12	66.0	0:11.09	0:13.63 [9]	13.5L		0:38.43	
		Jason Taylor		1200m	1200m	(0:13.63)			+1	
10	9	LAUNCH PAD	6	68.4	0:10.74	0:16.93 [10]	42.5L		0:44.36	
		Georgina Cartwright		1200m	1200m	(0:16.93)			-2	

Scratched: Jovita (#8), Disselation (#5), Gracie Blue (#13), Flywheel (#10)

[] Ranking at each section and finish
 -:-:- No data available at this section
 NA No data available

SCN Saddle cloth number
 DNF Did not finish
 DNT Did not track



Horse/Jockey Name	Texas
Final Rank	1
Fastest Section Time (Section)	0:11.06 (1200m)
Top Speed [km/h] (Section)	66.9 (1200m)
Race State	Finished



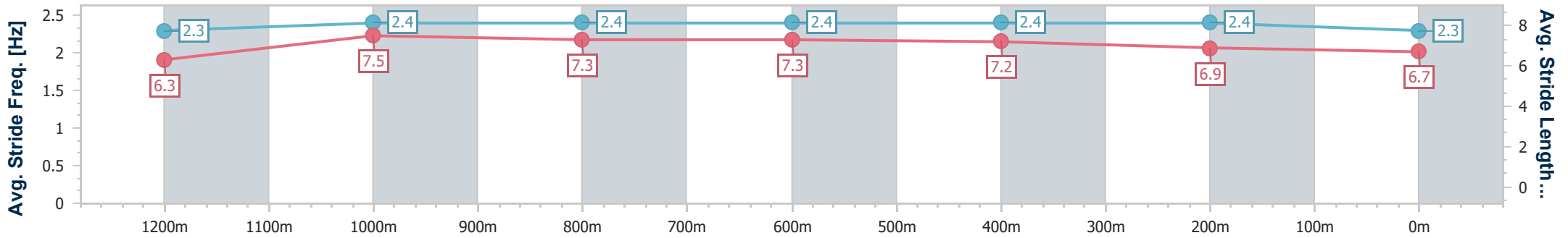
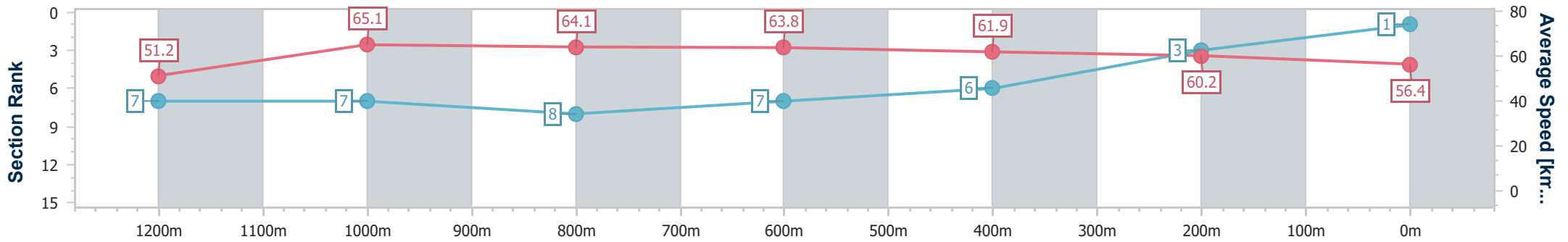
Aquis Park Gold Coast QLD Professional
Race 6: BRISBANE LIONS BENCHMARK 70 Handicap - 1400m



30 November 2024 - 16:09

Track Rating: Heavy 9, Weather: Showers, Rail Position: True

Section	Overall	1200m	1000m	800m	600m	400m	200m
Section Times	1:24.38 [1] (0:14.06)	1:10.32 [7] (0:11.06)	0:59.26 [7] (0:11.40)	0:47.86 [8] (0:11.35)	0:36.51 [7] (0:11.74)	0:24.77 [6] (0:12.08)	0:12.69 [3] (0:12.69)
Average Speed [km/h]	51.2	65.1	64.1	63.8	61.9	60.2	56.4
Top Speed [km/h]	66.0	66.9	65.9	65.9	63.6	61.2	59.3
Avg. Dist. to Rail [m]	7.6	3.3	3.0	1.7	1.7	7.2	8.1
Avg. Stride Freq. [Hz]	2.3	2.4	2.4	2.4	2.4	2.4	2.3
Avg. Stride Length [m]	6.3	7.5	7.3	7.3	7.2	6.9	6.7



- [] Ranking at each section and finish
- .-.- No data available at this section
- NA No data available



Horse/Jockey Name	Freeland
Final Rank	2
Fastest Section Time (Section)	0:10.83 (1200m)
Top Speed [km/h] (Section)	67.5 (1200m)
Race State	Finished



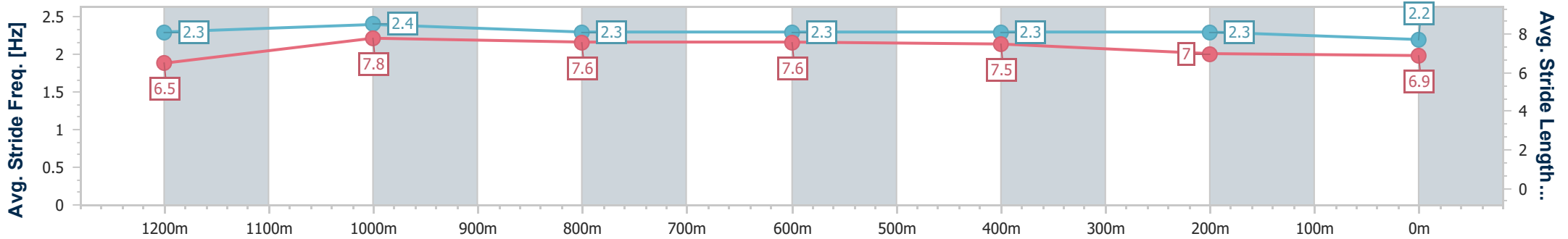
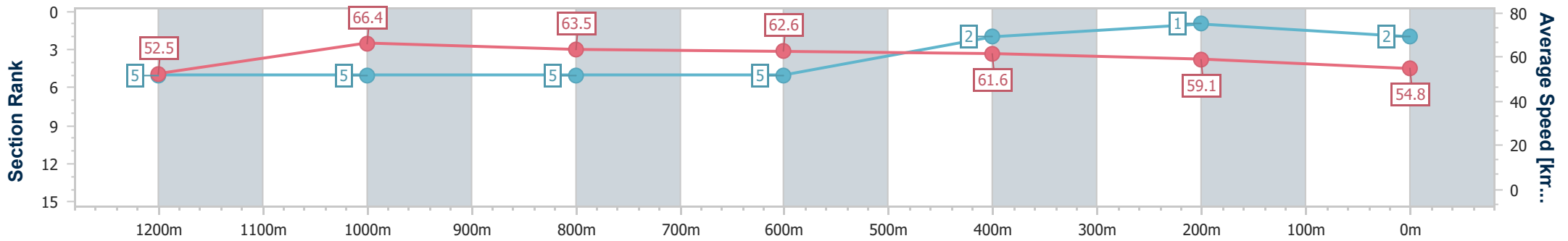
Aquis Park Gold Coast QLD Professional
Race 6: BRISBANE LIONS BENCHMARK 70 Handicap - 1400m



30 November 2024 - 16:09

Track Rating: Heavy 9, Weather: Showers, Rail Position: True

Section	Overall	1200m	1000m	800m	600m	400m	200m
Section Times	1:24.62 [2] (0:13.76)	1:10.86 [5] (0:10.83)	1:00.03 [5] (0:11.42)	0:48.61 [5] (0:11.59)	0:37.02 [5] (0:11.67)	0:25.35 [2] (0:12.21)	0:13.14 [1] (0:13.14)
Average Speed [km/h]	52.5	66.4	63.5	62.6	61.6	59.1	54.8
Top Speed [km/h]	65.4	67.5	65.6	64.3	62.4	61.3	56.9
Avg. Dist. to Rail [m]	2.4	1.7	1.7	1.2	0.5	4.7	5.9
Avg. Stride Freq. [Hz]	2.3	2.4	2.3	2.3	2.3	2.3	2.2
Avg. Stride Length [m]	6.5	7.8	7.6	7.6	7.5	7.0	6.9



- [] Ranking at each section and finish
- .-.- No data available at this section
- NA No data available



Horse/Jockey Name	Cosmic Beauty
Final Rank	3
Fastest Section Time (Section)	0:10.80 (1200m)
Top Speed [km/h] (Section)	68.3 (1200m)
Race State	Finished



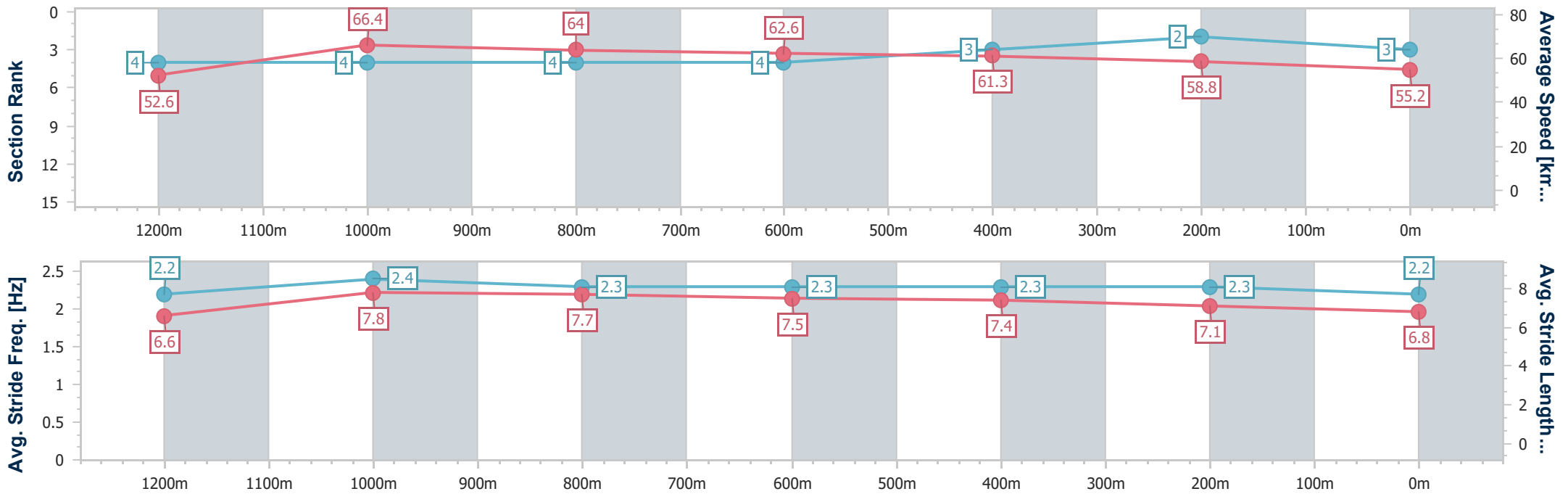
Aquis Park Gold Coast QLD Professional
Race 6: BRISBANE LIONS BENCHMARK 70 Handicap - 1400m



30 November 2024 - 16:09

Track Rating: Heavy 9, Weather: Showers, Rail Position: True

Section	Overall	1200m	1000m	800m	600m	400m	200m
Section Times	1:24.65 [3] (0:13.71)	1:10.94 [4] (0:10.80)	1:00.14 [4] (0:11.35)	0:48.79 [4] (0:11.61)	0:37.18 [4] (0:11.86)	0:25.32 [3] (0:12.30)	0:13.02 [2] (0:13.02)
Average Speed [km/h]	52.6	66.4	64.0	62.6	61.3	58.8	55.2
Top Speed [km/h]	67.0	68.3	65.6	64.8	62.8	60.8	57.2
Avg. Dist. to Rail [m]	8.7	3.1	1.7	1.9	1.7	5.6	7.0
Avg. Stride Freq. [Hz]	2.2	2.4	2.3	2.3	2.3	2.3	2.2
Avg. Stride Length [m]	6.6	7.8	7.7	7.5	7.4	7.1	6.8



- [] Ranking at each section and finish
- .-.- No data available at this section
- NA No data available



Horse/Jockey Name	All's Fair
Final Rank	4
Fastest Section Time (Section)	0:11.01 (1200m)
Top Speed [km/h] (Section)	66.5 (1200m)
Race State	Finished



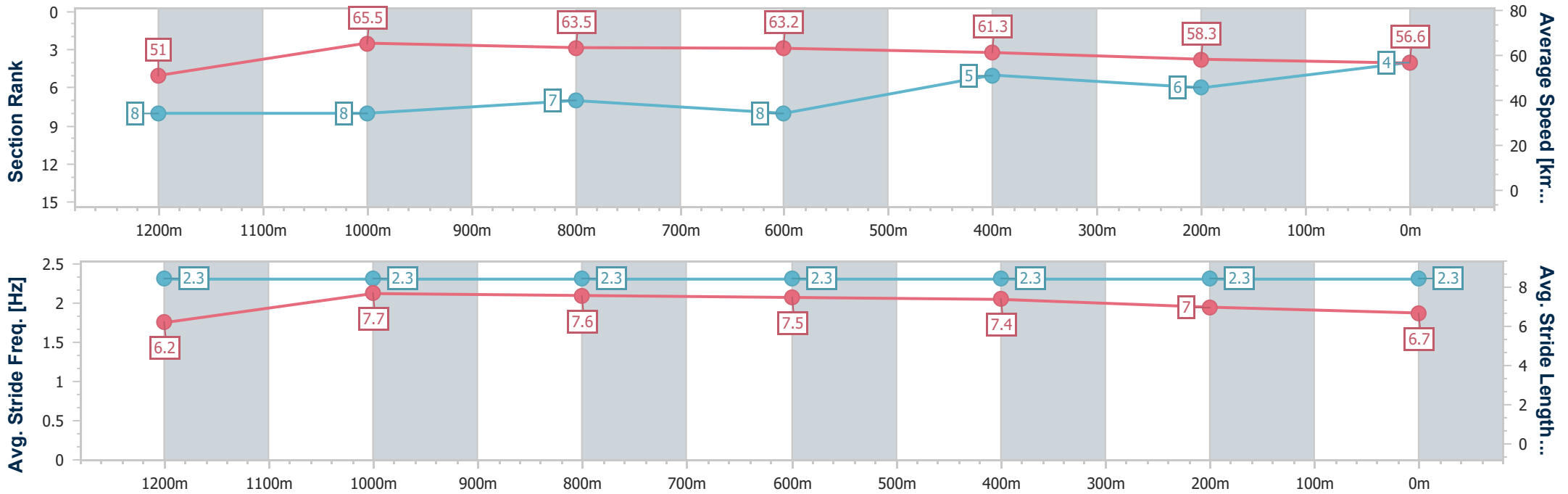
Aquis Park Gold Coast QLD Professional
Race 6: BRISBANE LIONS BENCHMARK 70 Handicap - 1400m



30 November 2024 - 16:09

Track Rating: Heavy 9, Weather: Showers, Rail Position: True

Section	Overall	1200m	1000m	800m	600m	400m	200m
Section Times	1:24.75 [4] (0:14.12)	1:10.63 [8] (0:11.01)	0:59.62 [8] (0:11.38)	0:48.24 [7] (0:11.44)	0:36.80 [8] (0:11.65)	0:25.15 [5] (0:12.40)	0:12.75 [6] (0:12.75)
Average Speed [km/h]	51.0	65.5	63.5	63.2	61.3	58.3	56.6
Top Speed [km/h]	65.9	66.5	65.5	64.2	62.7	59.6	57.8
Avg. Dist. to Rail [m]	3.9	1.0	1.0	0.9	0.5	2.6	3.2
Avg. Stride Freq. [Hz]	2.3	2.3	2.3	2.3	2.3	2.3	2.3
Avg. Stride Length [m]	6.2	7.7	7.6	7.5	7.4	7.0	6.7



- [] Ranking at each section and finish
- .-.- No data available at this section
- NA No data available



Horse/Jockey Name	Azzareach
Final Rank	5
Fastest Section Time (Section)	0:10.71 (1200m)
Top Speed [km/h] (Section)	68.5 (1200m)
Race State	Finished



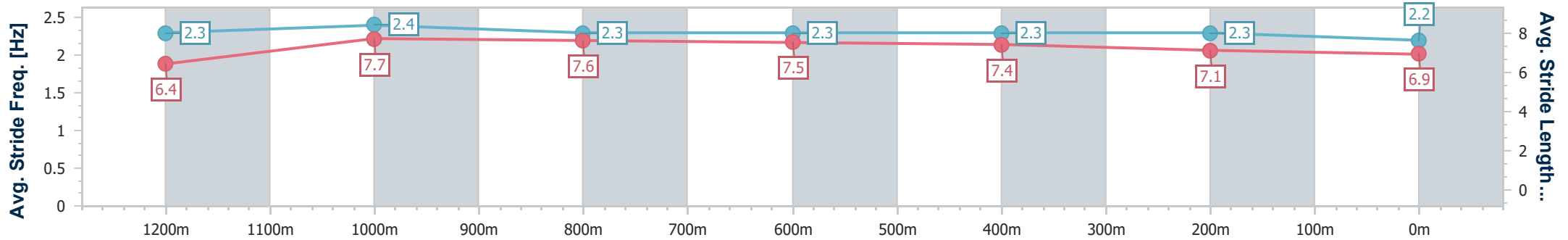
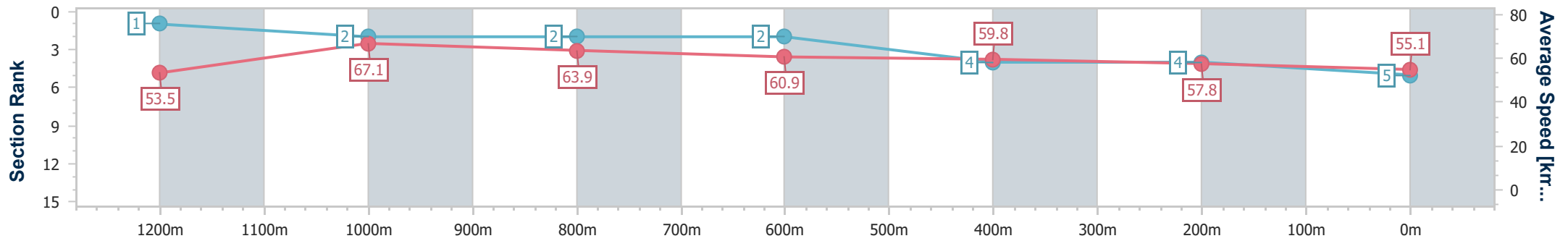
Aquis Park Gold Coast QLD Professional
Race 6: BRISBANE LIONS BENCHMARK 70 Handicap - 1400m



30 November 2024 - 16:09

Track Rating: Heavy 9, Weather: Showers, Rail Position: True

Section	Overall	1200m	1000m	800m	600m	400m	200m
Section Times	1:24.91 [5] (0:13.45)	1:11.46 [1] (0:10.71)	1:00.75 [2] (0:11.38)	0:49.37 [2] (0:11.83)	0:37.54 [2] (0:12.00)	0:25.54 [4] (0:12.46)	0:13.08 [4] (0:13.08)
Average Speed [km/h]	53.5	67.1	63.9	60.9	59.8	57.8	55.1
Top Speed [km/h]	67.2	68.5	64.7	62.7	61.1	59.5	56.5
Avg. Dist. to Rail [m]	4.4	1.1	1.1	0.5	0.7	1.8	1.7
Avg. Stride Freq. [Hz]	2.3	2.4	2.3	2.3	2.3	2.3	2.2
Avg. Stride Length [m]	6.4	7.7	7.6	7.5	7.4	7.1	6.9



- [] Ranking at each section and finish
- .-.- No data available at this section
- NA No data available



Horse/Jockey Name	Harmony Reigns
Final Rank	6
Fastest Section Time (Section)	0:10.96 (1200m)
Top Speed [km/h] (Section)	67.1 (1200m)
Race State	Finished



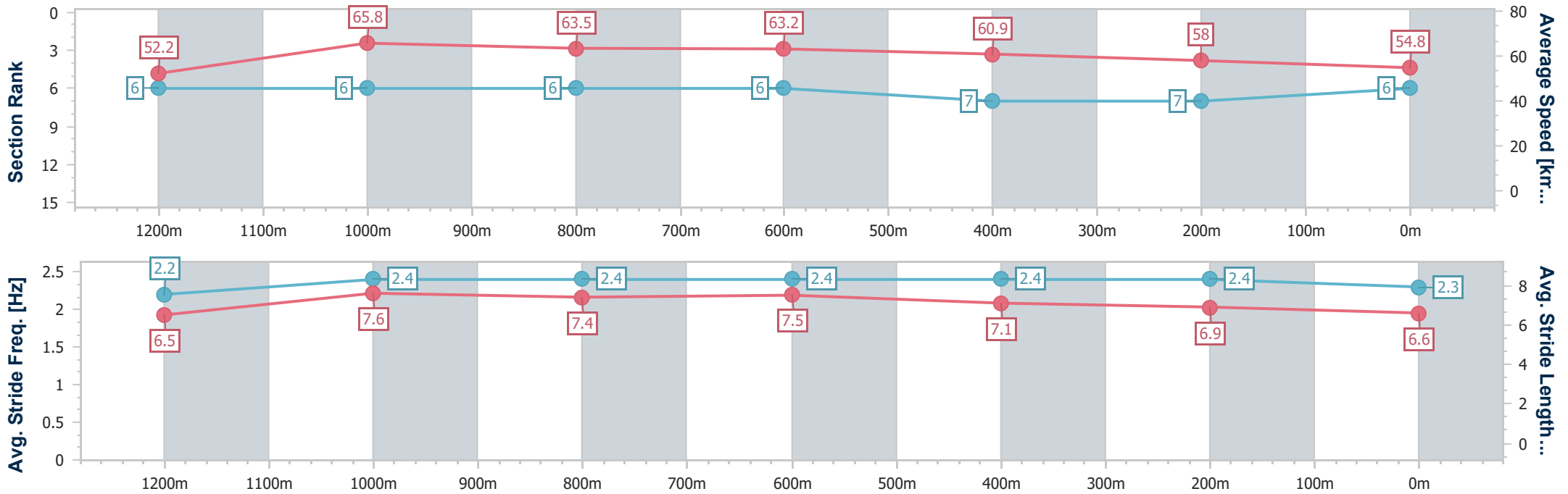
Aquis Park Gold Coast QLD Professional
Race 6: BRISBANE LIONS BENCHMARK 70 Handicap - 1400m



30 November 2024 - 16:09

Track Rating: Heavy 9, Weather: Showers, Rail Position: True

Section	Overall	1200m	1000m	800m	600m	400m	200m
Section Times	1:25.54 [6] (0:13.81)	1:11.73 [6] (0:10.96)	1:00.77 [6] (0:11.49)	0:49.28 [6] (0:11.55)	0:37.73 [6] (0:12.03)	0:25.70 [7] (0:12.56)	0:13.14 [7] (0:13.14)
Average Speed [km/h]	52.2	65.8	63.5	63.2	60.9	58.0	54.8
Top Speed [km/h]	66.2	67.1	65.4	65.6	63.0	59.1	56.8
Avg. Dist. to Rail [m]	3.9	3.5	3.1	3.3	3.6	8.0	10.2
Avg. Stride Freq. [Hz]	2.2	2.4	2.4	2.4	2.4	2.4	2.3
Avg. Stride Length [m]	6.5	7.6	7.4	7.5	7.1	6.9	6.6



- [] Ranking at each section and finish
- .-.- No data available at this section
- NA No data available



Horse/Jockey Name	Bowrider
Final Rank	7
Fastest Section Time (Section)	0:10.49 (1200m)
Top Speed [km/h] (Section)	70.1 (1200m)
Race State	Finished



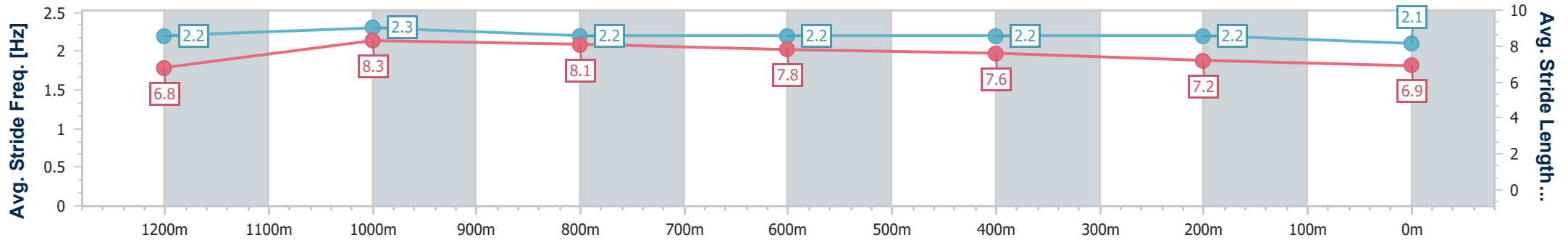
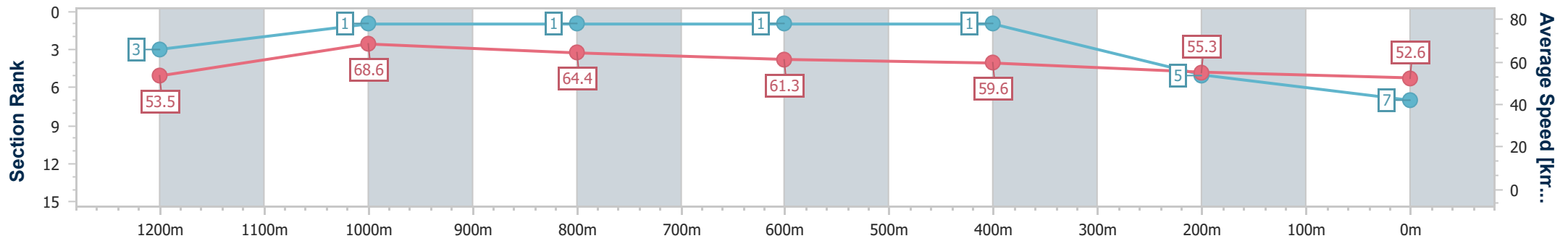
Aquis Park Gold Coast QLD Professional
Race 6: BRISBANE LIONS BENCHMARK 70 Handicap - 1400m



30 November 2024 - 16:09

Track Rating: Heavy 9, Weather: Showers, Rail Position: True

Section	Overall	1200m	1000m	800m	600m	400m	200m
Section Times	1:25.69 [7] (0:13.48)	1:12.21 [3] (0:10.49)	1:01.72 [1] (0:11.18)	0:50.54 [1] (0:11.75)	0:38.79 [1] (0:12.04)	0:26.75 [1] (0:13.05)	0:13.70 [5] (0:13.70)
Average Speed [km/h]	53.5	68.6	64.4	61.3	59.6	55.3	52.6
Top Speed [km/h]	69.2	70.1	67.5	63.4	60.7	57.5	53.5
Avg. Dist. to Rail [m]	7.7	2.8	0.4	0.4	0.6	3.6	5.3
Avg. Stride Freq. [Hz]	2.2	2.3	2.2	2.2	2.2	2.2	2.1
Avg. Stride Length [m]	6.8	8.3	8.1	7.8	7.6	7.2	6.9



- [] Ranking at each section and finish
- .-.-.- No data available at this section
- NA No data available



Horse/Jockey Name	Fire King
Final Rank	8
Fastest Section Time (Section)	0:11.27 (1200m)
Top Speed [km/h] (Section)	65.2 (1200m)
Race State	Finished



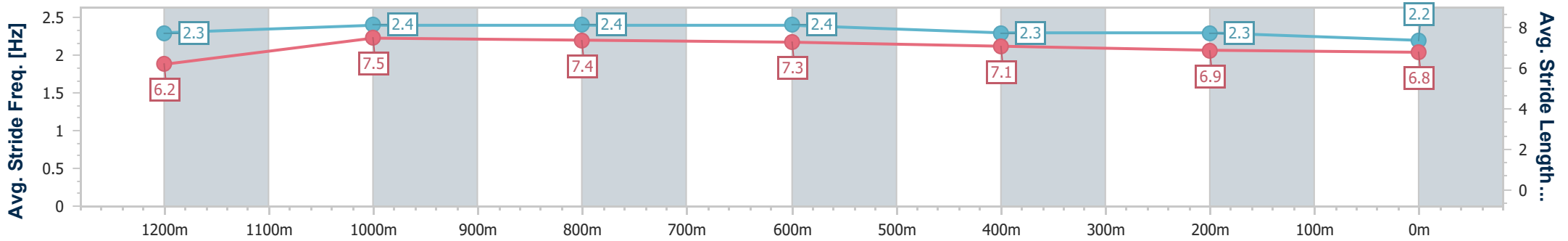
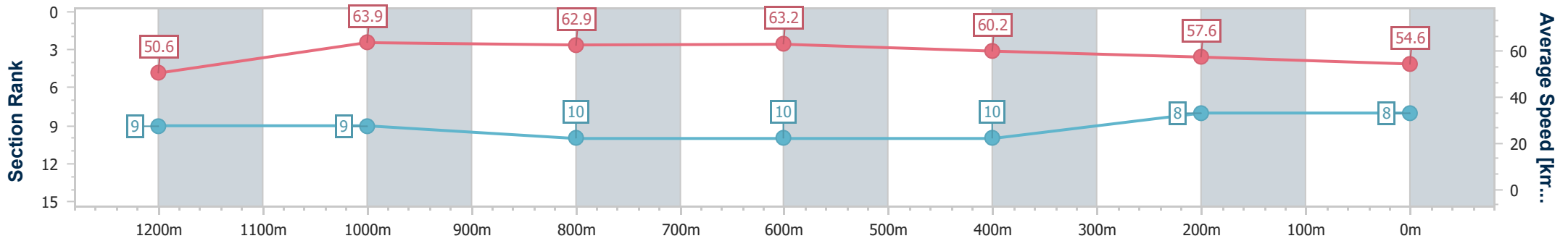
Aquis Park Gold Coast QLD Professional
Race 6: BRISBANE LIONS BENCHMARK 70 Handicap - 1400m



30 November 2024 - 16:09

Track Rating: Heavy 9, Weather: Showers, Rail Position: True

Section	Overall	1200m	1000m	800m	600m	400m	200m
Section Times	1:26.13 [8] (0:14.26)	1:11.87 [9] (0:11.27)	1:00.60 [9] (0:11.52)	0:49.08 [10] (0:11.42)	0:37.66 [10] (0:12.00)	0:25.66 [10] (0:12.47)	0:13.19 [8] (0:13.19)
Average Speed [km/h]	50.6	63.9	62.9	63.2	60.2	57.6	54.6
Top Speed [km/h]	65.2	65.2	64.0	64.8	62.5	60.3	55.2
Avg. Dist. to Rail [m]	5.8	2.0	1.2	1.1	0.7	1.5	5.4
Avg. Stride Freq. [Hz]	2.3	2.4	2.4	2.4	2.3	2.3	2.2
Avg. Stride Length [m]	6.2	7.5	7.4	7.3	7.1	6.9	6.8



- [] Ranking at each section and finish
- .-.- No data available at this section
- NA No data available



Horse/Jockey Name	Smokin' Toff
Final Rank	9
Fastest Section Time (Section)	0:11.09 (1200m)
Top Speed [km/h] (Section)	66.0 (1200m)
Race State	Finished



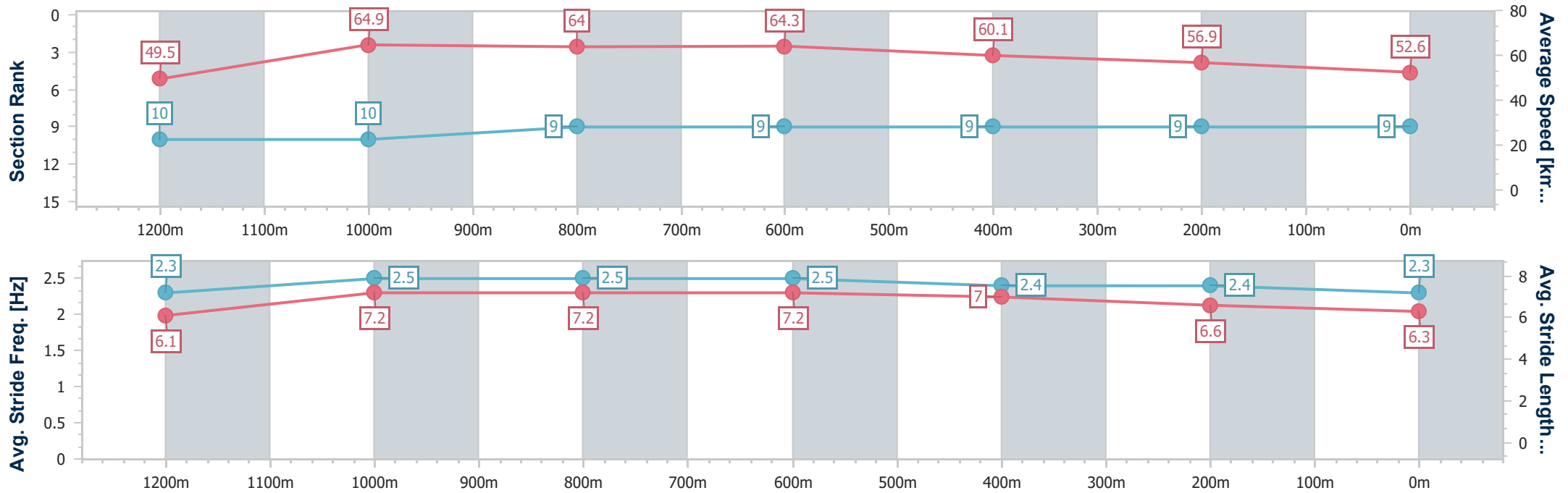
Aquis Park Gold Coast QLD Professional
Race 6: BRISBANE LIONS BENCHMARK 70 Handicap - 1400m



30 November 2024 - 16:09

Track Rating: Heavy 9, Weather: Showers, Rail Position: True

Section	Overall	1200m	1000m	800m	600m	400m	200m
Section Times	1:26.84 [9] (0:14.52)	1:12.32 [10] (0:11.09)	1:01.23 [10] (0:11.43)	0:49.80 [9] (0:11.37)	0:38.43 [9] (0:12.03)	0:26.40 [9] (0:12.77)	0:13.63 [9] (0:13.63)
Average Speed [km/h]	49.5	64.9	64.0	64.3	60.1	56.9	52.6
Top Speed [km/h]	65.4	66.0	65.1	65.6	63.1	58.4	56.0
Avg. Dist. to Rail [m]	8.4	3.2	3.2	2.6	1.5	5.7	7.8
Avg. Stride Freq. [Hz]	2.3	2.5	2.5	2.5	2.4	2.4	2.3
Avg. Stride Length [m]	6.1	7.2	7.2	7.2	7.0	6.6	6.3



- [] Ranking at each section and finish
- .-.- No data available at this section
- NA No data available



Horse/Jockey Name	Launch Pad
Final Rank	10
Fastest Section Time (Section)	0:10.74 (1200m)
Top Speed [km/h] (Section)	68.4 (1200m)
Race State	Finished



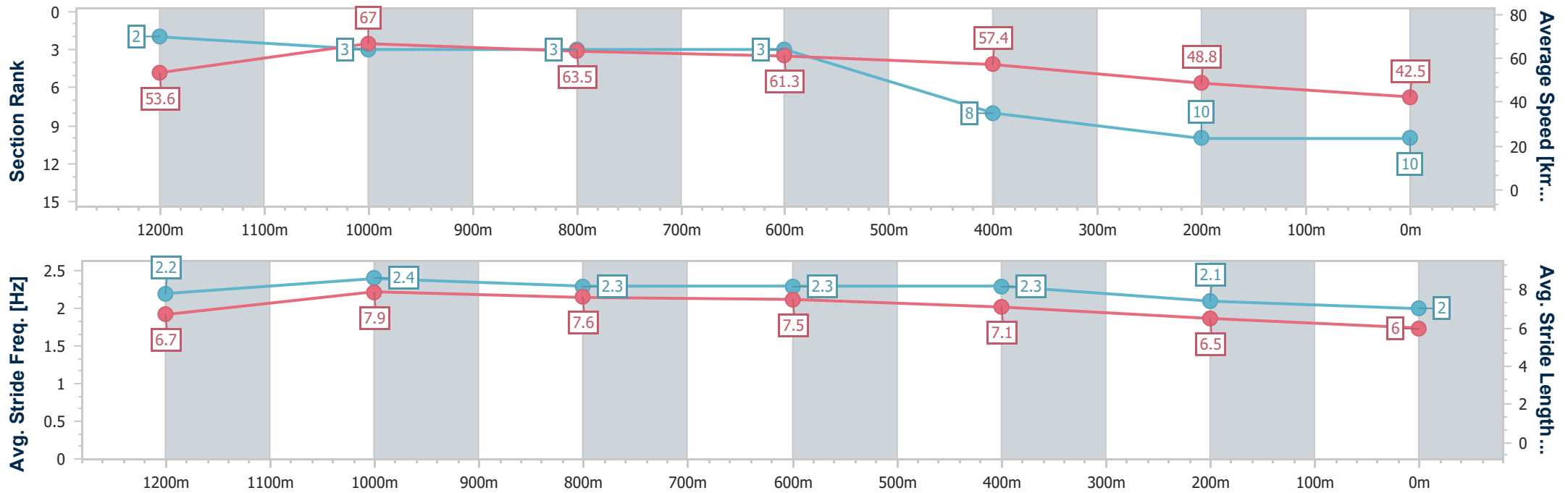
Aquis Park Gold Coast QLD Professional
Race 6: BRISBANE LIONS BENCHMARK 70 Handicap - 1400m



30 November 2024 - 16:09

Track Rating: Heavy 9, Weather: Showers, Rail Position: True

Section	Overall	1200m	1000m	800m	600m	400m	200m
Section Times	1:31.80 [10] (0:13.48)	1:18.32 [2] (0:10.74)	1:07.58 [3] (0:11.43)	0:56.15 [3] (0:11.79)	0:44.36 [3] (0:12.64)	0:31.72 [8] (0:14.79)	0:16.93 [10] (0:16.93)
Average Speed [km/h]	53.6	67.0	63.5	61.3	57.4	48.8	42.5
Top Speed [km/h]	68.0	68.4	65.5	62.6	60.1	53.3	44.8
Avg. Dist. to Rail [m]	6.5	2.5	1.5	1.3	1.4	3.9	3.5
Avg. Stride Freq. [Hz]	2.2	2.4	2.3	2.3	2.3	2.1	2.0
Avg. Stride Length [m]	6.7	7.9	7.6	7.5	7.1	6.5	6.0



- [] Ranking at each section and finish
- .-.- No data available at this section
- NA No data available



Aquis Park Gold Coast QLD Professional

Race 7: DOLPHINS Maiden Handicap - 1200m

30 November 2024 - 16:50



Track Rating: Heavy 9, Weather: Showers, Rail Position: True

Section		Field Times										Last 600m		
		Overall	1000m	800m	600m	400m	200m						0:36.93	
		1:12.27 (0:13.31)	0:58.96 (0:10.75)	0:48.21 (0:11.28)	0:36.93 (0:11.66)	0:25.27 (0:12.36)	0:12.91 (0:12.91)							
Rank	TAB	Horse/Jockey	Barrier	Top Speed [km/h]	Fastest Section							Margin	Distance Travelled [m]	
1	5	BACKSTAGE Paul Hammersley	8	69.0	0:10.80	1:12.27 [1] (0:13.31)	0:58.96 [1] (0:10.80)	0:48.16 [2] (0:11.25)	0:36.91 [2] (0:11.64)	0:25.27 [1] (0:12.36)	0:12.91 [1] (0:12.91)	1:12.27	0:36.91	
2	21	HELLO LOVELY Micheal Hellyer	20	68.9	0:10.81	1:12.68 [2] (0:13.41)	0:59.27 [3] (0:10.81)	0:48.46 [3] (0:11.28)	0:37.18 [3] (0:11.67)	0:25.51 [3] (0:12.42)	0:13.09 [3] (0:13.09)	2.3L	0:37.18	+6
3	2	BOOTS WITH THE FUR Michael Cahill	16	69.8	0:10.83	1:12.68 [3] (0:13.75)	0:58.93 [7] (0:10.83)	0:48.10 [7] (0:11.36)	0:36.74 [7] (0:11.81)	0:24.93 [7] (0:12.09)	0:12.84 [4] (0:12.84)	2.4L	0:36.74	+9
4	15	LIPAROTA Adin Thompson	9	68.0	0:10.88	1:12.85 [4] (0:14.08)	0:58.77 [9] (0:10.88)	0:47.89 [9] (0:11.15)	0:36.74 [8] (0:11.80)	0:24.94 [8] (0:12.21)	0:12.73 [8] (0:12.73)	3.2L	0:36.74	-1
5	10	SPIRITUAL RHYTHM Yvette Lewis	2	67.2	0:11.03	1:13.00 [5] (0:13.81)	0:59.19 [8] (0:11.03)	0:48.16 [8] (0:11.46)	0:36.70 [9] (0:11.72)	0:24.98 [9] (0:12.14)	0:12.84 [9] (0:12.84)	4L	0:36.70	+0
6	16	LADY MAGNET Danny Peisley	3	69.0	0:10.66	1:13.21 [6] (0:13.40)	0:59.81 [2] (0:10.66)	0:49.15 [1] (0:11.28)	0:37.87 [1] (0:11.73)	0:26.14 [2] (0:12.48)	0:13.66 [2] (0:13.66)	5L	0:37.87	-5
7	17	THREE TEES Anthony Allen	1	67.5	0:10.71	1:13.26 [7] (0:13.60)	0:59.66 [4] (0:10.71)	0:48.95 [4] (0:11.35)	0:37.60 [5] (0:11.71)	0:25.89 [4] (0:12.51)	0:13.38 [5] (0:13.38)	5.2L	0:37.60	-3
8	9	FRENCH RIVIERA Brandon Lerena	21	69.1	0:10.73	1:13.57 [8] (0:13.70)	0:59.87 [6] (0:10.73)	0:49.14 [6] (0:11.26)	0:37.88 [6] (0:11.81)	0:26.07 [6] (0:12.51)	0:13.56 [7] (0:13.56)	7L	0:37.88	+7
9	3	STILL UNWANTED Sean Cormack	10	66.7	0:11.05	1:13.61 [9] (0:14.50)	0:59.11 [10] (0:11.05)	0:48.06 [10] (0:11.17)	0:36.89 [10] (0:11.56)	0:25.33 [10] (0:12.24)	0:13.09 [10] (0:13.09)	7.2L	0:36.89	+2
10	4	SUPREMEPERFORMANCE Ryan Wiggins	4	68.7	0:10.80	1:13.93 [10] (0:13.62)	1:00.31 [5] (0:10.80)	0:49.51 [5] (0:11.20)	0:38.31 [4] (0:11.85)	0:26.46 [5] (0:12.41)	0:14.05 [6] (0:14.05)	9L	0:38.31	+0

Scratched: In No Doubt (#6), Key Component (#19), Classic Shiraz (#20), Corvalist (#1), Miss Palladium (#12), Victory Flame (#8), Land Bank (#7), Subtext (#13), Achacha (#11), Champagne Problems (#14),

[] Ranking at each section and finish
-:--:-- No data available at this section
NA No data available

SCN Saddle cloth number
DNF Did not finish
DNT Did not track



Horse/Jockey Name	Backstage
Final Rank	1
Fastest Section Time (Section)	0:10.80 (1000m)
Top Speed [km/h] (Section)	69.0 (Overall)
Race State	Finished



Aquis Park Gold Coast QLD Professional

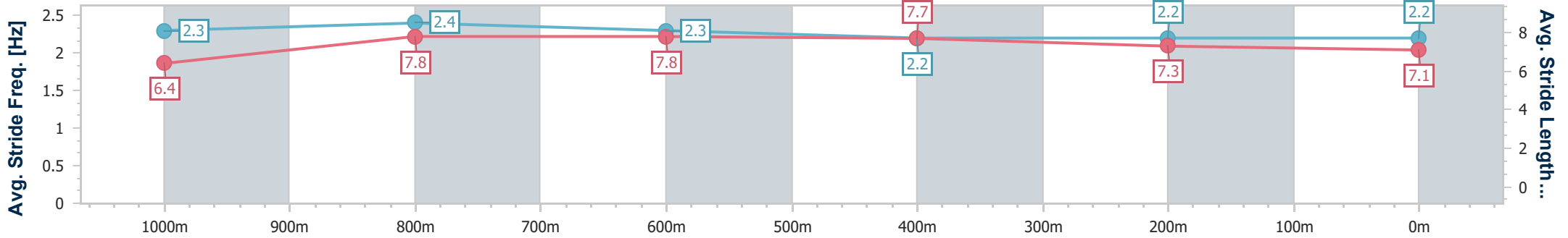
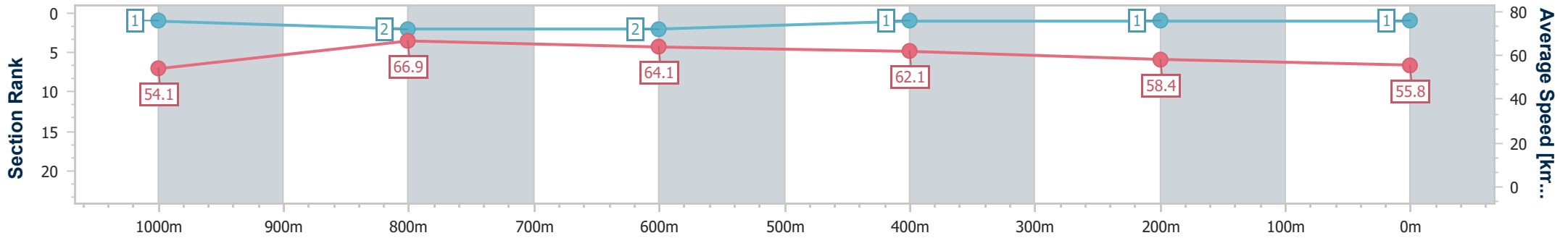
Race 7: DOLPHINS Maiden Handicap - 1200m



30 November 2024 - 16:50

Track Rating: Heavy 9, Weather: Showers, Rail Position: True

Section	Overall	1000m	800m	600m	400m	200m
Section Times	1:12.27 [1] (0:13.31)	0:58.96 [1] (0:10.80)	0:48.16 [2] (0:11.25)	0:36.91 [2] (0:11.64)	0:25.27 [1] (0:12.36)	0:12.91 [1] (0:12.91)
Average Speed [km/h]	54.1	66.9	64.1	62.1	58.4	55.8
Top Speed [km/h]	69.0	68.1	65.0	63.0	59.9	57.2
Avg. Dist. to Rail [m]	2.6	1.4	0.8	0.7	4.5	7.5
Avg. Stride Freq. [Hz]	2.3	2.4	2.3	2.2	2.2	2.2
Avg. Stride Length [m]	6.4	7.8	7.8	7.7	7.3	7.1



- [] Ranking at each section and finish
- .-.- No data available at this section
- NA No data available



Horse/Jockey Name	Hello Lovely
Final Rank	2
Fastest Section Time (Section)	0:10.81 (1000m)
Top Speed [km/h] (Section)	68.9 (1000m)
Race State	Finished



Aquis Park Gold Coast QLD Professional

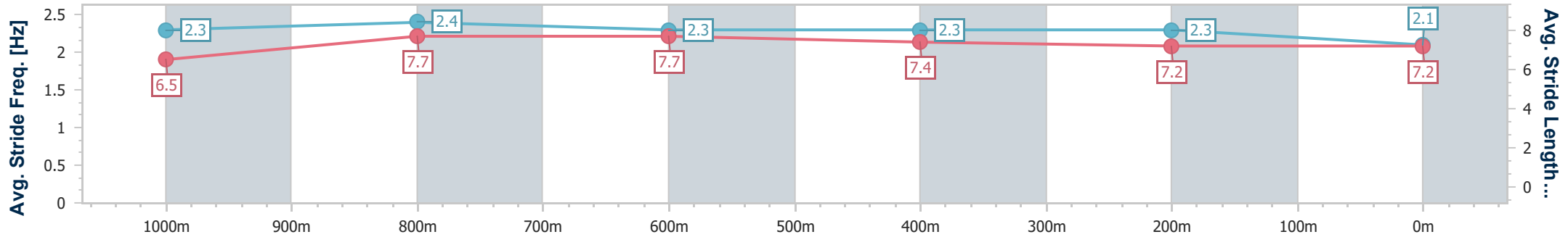
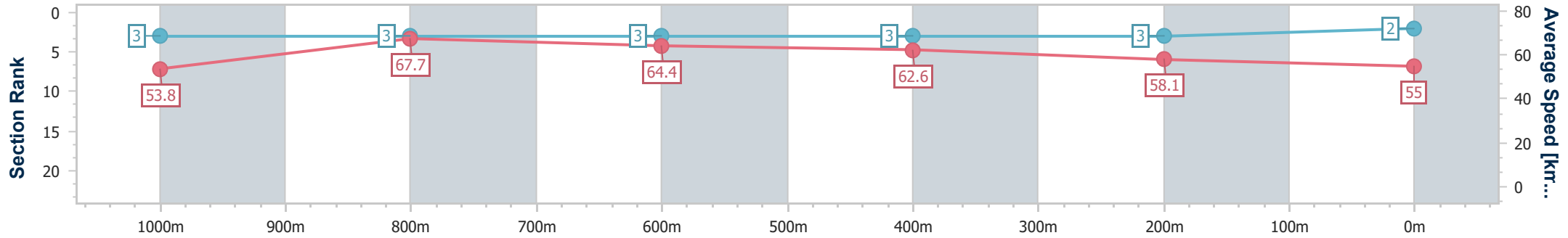
Race 7: DOLPHINS Maiden Handicap - 1200m



30 November 2024 - 16:50

Track Rating: Heavy 9, Weather: Showers, Rail Position: True

Section	Overall	1000m	800m	600m	400m	200m
Section Times	1:12.68 [2] (0:13.41)	0:59.27 [3] (0:10.81)	0:48.46 [3] (0:11.28)	0:37.18 [3] (0:11.67)	0:25.51 [3] (0:12.42)	0:13.09 [3] (0:13.09)
Average Speed [km/h]	53.8	67.7	64.4	62.6	58.1	55.0
Top Speed [km/h]	68.2	68.9	66.3	63.9	59.9	56.9
Avg. Dist. to Rail [m]	5.9	4.1	3.2	1.8	5.1	7.7
Avg. Stride Freq. [Hz]	2.3	2.4	2.3	2.3	2.3	2.1
Avg. Stride Length [m]	6.5	7.7	7.7	7.4	7.2	7.2



- [] Ranking at each section and finish
- .-.- No data available at this section
- NA No data available



Horse/Jockey Name	Boots With The Fur
Final Rank	3
Fastest Section Time (Section)	0:10.83 (1000m)
Top Speed [km/h] (Section)	69.8 (1000m)
Race State	Finished



Aquis Park Gold Coast QLD Professional

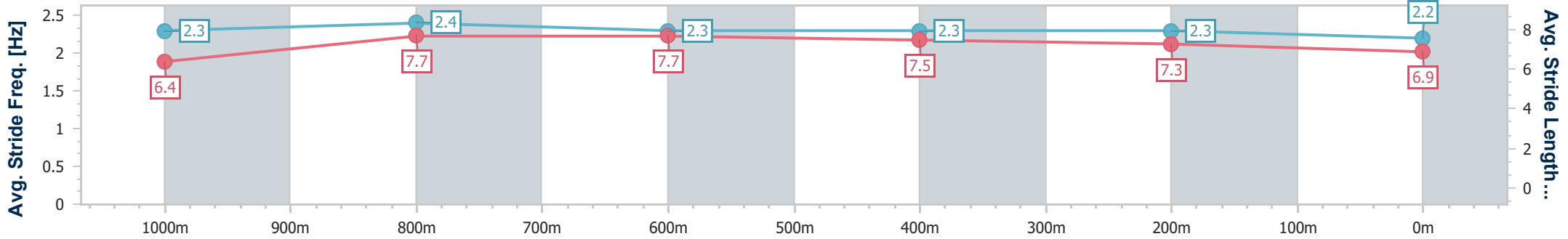
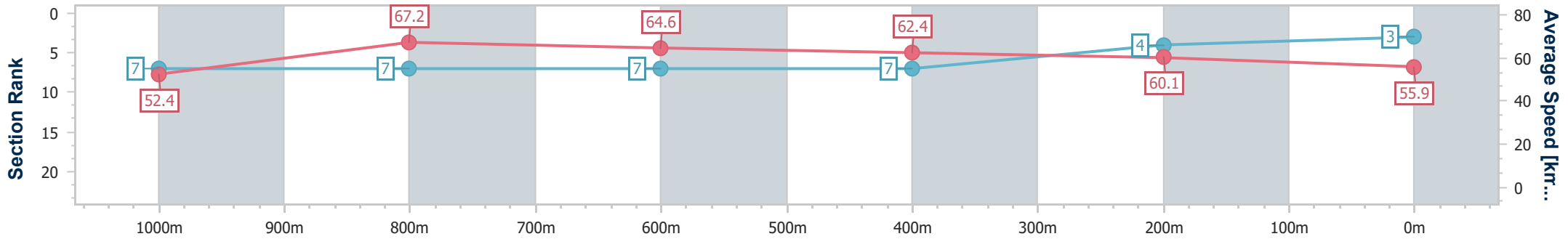
Race 7: DOLPHINS Maiden Handicap - 1200m



30 November 2024 - 16:50

Track Rating: Heavy 9, Weather: Showers, Rail Position: True

Section	Overall	1000m	800m	600m	400m	200m
Section Times	1:12.68 [3] (0:13.75)	0:58.93 [7] (0:10.83)	0:48.10 [7] (0:11.36)	0:36.74 [7] (0:11.81)	0:24.93 [7] (0:12.09)	0:12.84 [4] (0:12.84)
Average Speed [km/h]	52.4	67.2	64.6	62.4	60.1	55.9
Top Speed [km/h]	68.4	69.8	65.5	62.9	61.7	58.7
Avg. Dist. to Rail [m]	4.2	3.3	4.5	4.1	8.5	10.1
Avg. Stride Freq. [Hz]	2.3	2.4	2.3	2.3	2.3	2.2
Avg. Stride Length [m]	6.4	7.7	7.7	7.5	7.3	6.9



- [] Ranking at each section and finish
- .-.- No data available at this section
- NA No data available



Horse/Jockey Name	Liparota
Final Rank	4
Fastest Section Time (Section)	0:10.88 (1000m)
Top Speed [km/h] (Section)	68.0 (1000m)
Race State	Finished



Aquis Park Gold Coast QLD Professional

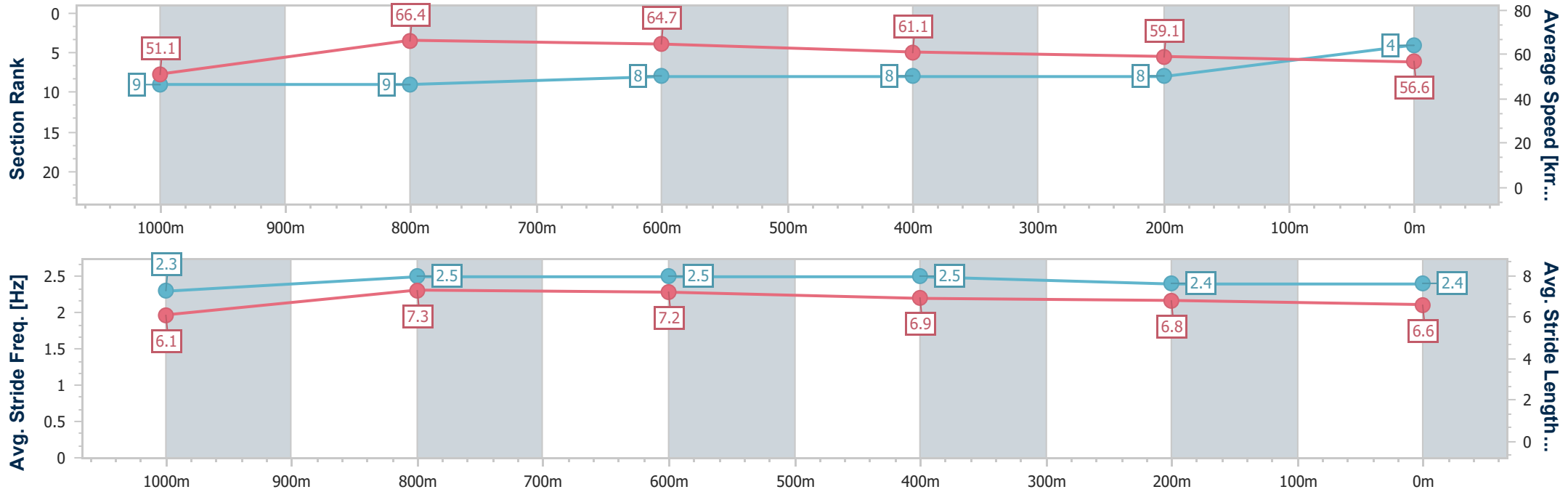
Race 7: DOLPHINS Maiden Handicap - 1200m



30 November 2024 - 16:50

Track Rating: Heavy 9, Weather: Showers, Rail Position: True

Section	Overall	1000m	800m	600m	400m	200m
Section Times	1:12.85 [4] (0:14.08)	0:58.77 [9] (0:10.88)	0:47.89 [9] (0:11.15)	0:36.74 [8] (0:11.80)	0:24.94 [8] (0:12.21)	0:12.73 [8]
Average Speed [km/h]	51.1	66.4	64.7	61.1	59.1	56.6
Top Speed [km/h]	67.5	68.0	65.9	62.5	60.4	57.9
Avg. Dist. to Rail [m]	4.6	1.5	0.3	0.6	1.7	2.9
Avg. Stride Freq. [Hz]	2.3	2.5	2.5	2.5	2.4	2.4
Avg. Stride Length [m]	6.1	7.3	7.2	6.9	6.8	6.6



- [] Ranking at each section and finish
- .-.- No data available at this section
- NA No data available



Horse/Jockey Name	Spiritual Rhythm
Final Rank	5
Fastest Section Time (Section)	0:11.03 (1000m)
Top Speed [km/h] (Section)	67.2 (1000m)
Race State	Finished



Aquis Park Gold Coast QLD Professional

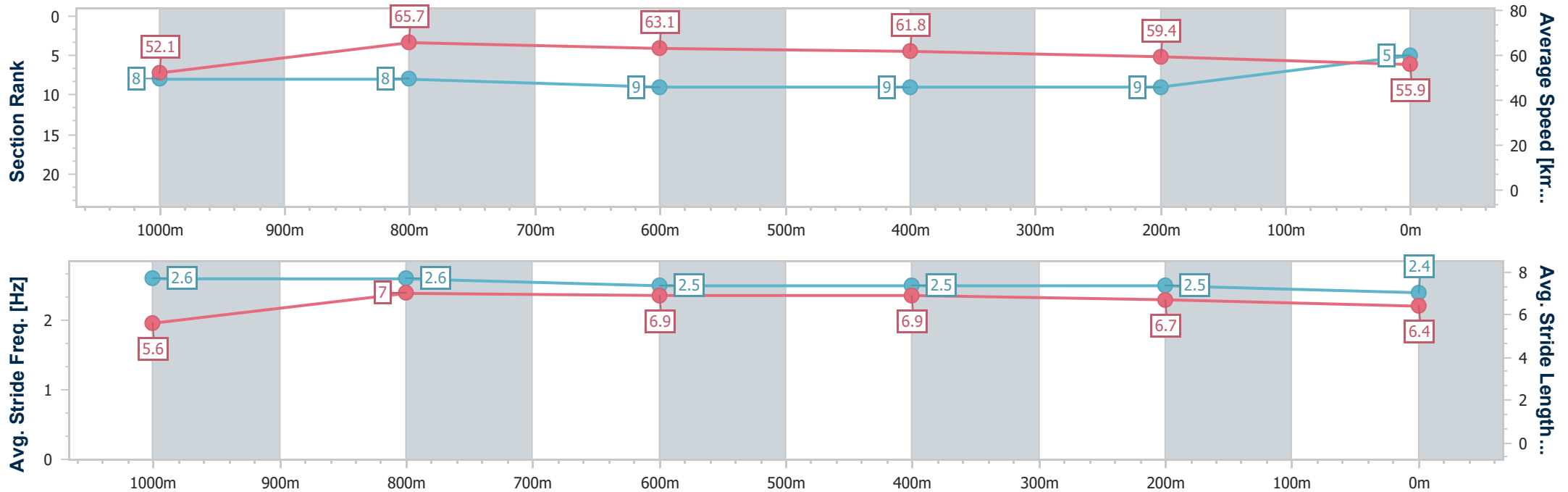
Race 7: DOLPHINS Maiden Handicap - 1200m

30 November 2024 - 16:50

Track Rating: Heavy 9, Weather: Showers, Rail Position: True



Section	Overall	1000m	800m	600m	400m	200m
Section Times	1:13.00 [5] (0:13.81)	0:59.19 [8] (0:11.03)	0:48.16 [8] (0:11.46)	0:36.70 [9] (0:11.72)	0:24.98 [9] (0:12.14)	0:12.84 [9] (0:12.84)
Average Speed [km/h]	52.1	65.7	63.1	61.8	59.4	55.9
Top Speed [km/h]	66.5	67.2	65.5	63.7	61.0	58.9
Avg. Dist. to Rail [m]	0.9	1.5	1.6	0.6	3.0	4.7
Avg. Stride Freq. [Hz]	2.6	2.6	2.5	2.5	2.5	2.4
Avg. Stride Length [m]	5.6	7.0	6.9	6.9	6.7	6.4



- [] Ranking at each section and finish
- .-.- No data available at this section
- NA No data available



Horse/Jockey Name	Lady Magnet
Final Rank	6
Fastest Section Time (Section)	0:10.66 (1000m)
Top Speed [km/h] (Section)	69.0 (1000m)
Race State	Finished



Aquis Park Gold Coast QLD Professional

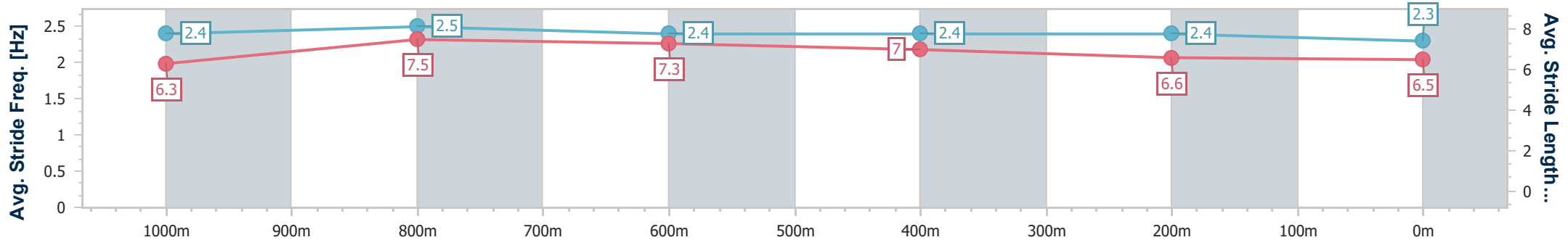
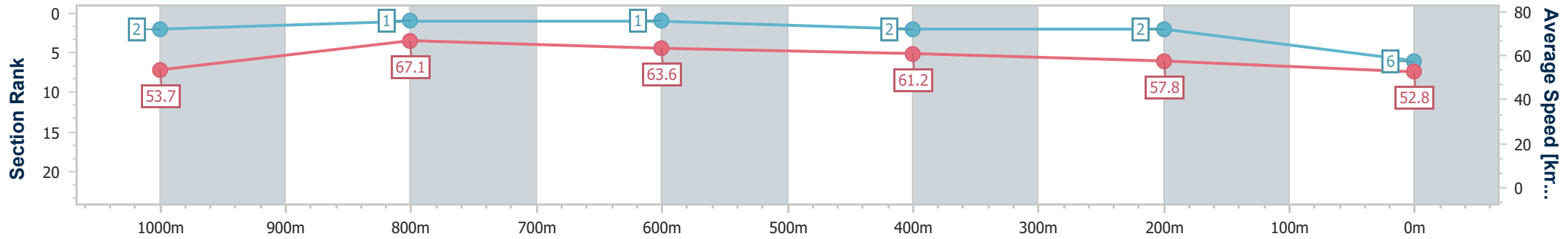
Race 7: DOLPHINS Maiden Handicap - 1200m



30 November 2024 - 16:50

Track Rating: Heavy 9, Weather: Showers, Rail Position: True

Section	Overall	1000m	800m	600m	400m	200m
Section Times	1:13.21 [6] (0:13.40)	0:59.81 [2] (0:10.66)	0:49.15 [1] (0:11.28)	0:37.87 [1] (0:11.73)	0:26.14 [2] (0:12.48)	0:13.66 [2] (0:13.66)
Average Speed [km/h]	53.7	67.1	63.6	61.2	57.8	52.8
Top Speed [km/h]	68.3	69.0	65.0	63.0	60.8	55.1
Avg. Dist. to Rail [m]	1.1	1.2	1.1	0.7	3.2	5.9
Avg. Stride Freq. [Hz]	2.4	2.5	2.4	2.4	2.4	2.3
Avg. Stride Length [m]	6.3	7.5	7.3	7.0	6.6	6.5



- [] Ranking at each section and finish
- .-.- No data available at this section
- NA No data available



Horse/Jockey Name	Three Tees
Final Rank	7
Fastest Section Time (Section)	0:10.71 (1000m)
Top Speed [km/h] (Section)	67.5 (1000m)
Race State	Finished



Aquis Park Gold Coast QLD Professional

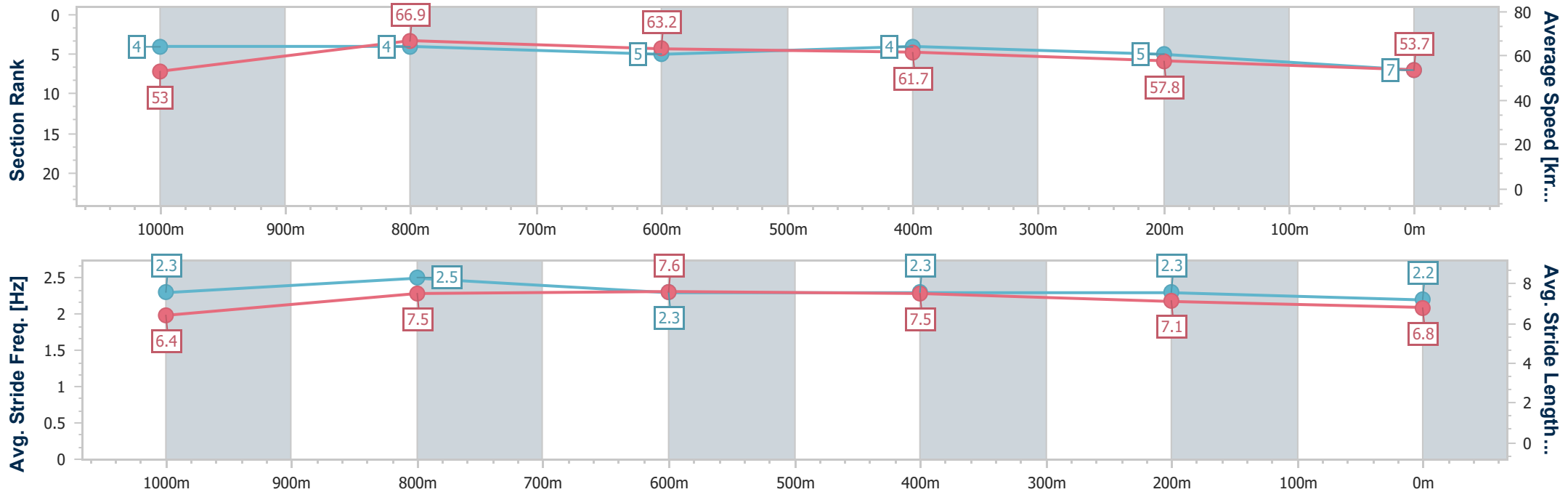
Race 7: DOLPHINS Maiden Handicap - 1200m

30 November 2024 - 16:50

Track Rating: Heavy 9, Weather: Showers, Rail Position: True



Section	Overall	1000m	800m	600m	400m	200m
Section Times	1:13.26 [7] (0:13.60)	0:59.66 [4] (0:10.71)	0:48.95 [4] (0:11.35)	0:37.60 [5] (0:11.71)	0:25.89 [4] (0:12.51)	0:13.38 [5]
Average Speed [km/h]	53.0	66.9	63.2	61.7	57.8	53.7
Top Speed [km/h]	67.3	67.5	65.8	63.5	59.4	56.2
Avg. Dist. to Rail [m]	0.7	0.7	0.7	0.6	2.5	3.9
Avg. Stride Freq. [Hz]	2.3	2.5	2.3	2.3	2.3	2.2
Avg. Stride Length [m]	6.4	7.5	7.6	7.5	7.1	6.8



- [] Ranking at each section and finish
- .-.- No data available at this section
- NA No data available



Horse/Jockey Name	French Riviera
Final Rank	8
Fastest Section Time (Section)	0:10.73 (1000m)
Top Speed [km/h] (Section)	69.1 (1000m)
Race State	Finished



Aquis Park Gold Coast QLD Professional

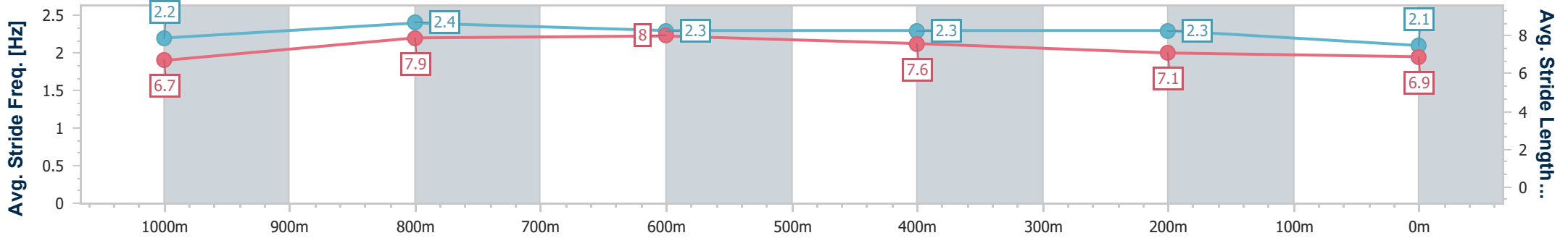
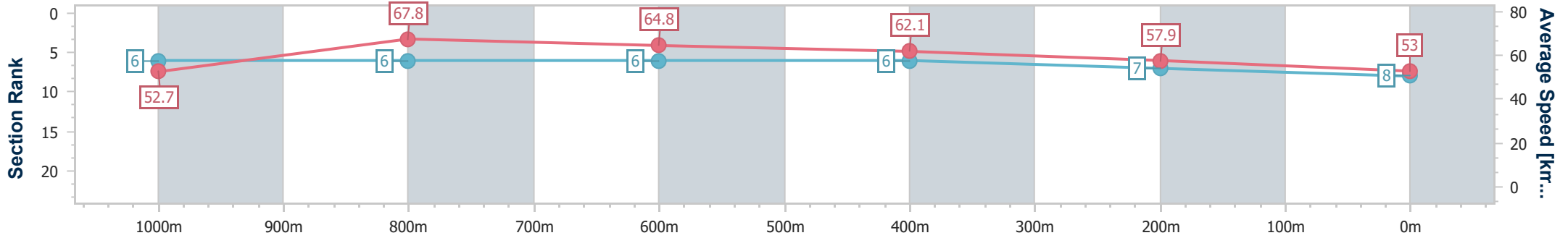
Race 7: DOLPHINS Maiden Handicap - 1200m



30 November 2024 - 16:50

Track Rating: Heavy 9, Weather: Showers, Rail Position: True

Section	Overall	1000m	800m	600m	400m	200m
Section Times	1:13.57 [8] (0:13.70)	0:59.87 [6] (0:10.73)	0:49.14 [6] (0:11.26)	0:37.88 [6] (0:11.81)	0:26.07 [6] (0:12.51)	0:13.56 [7] (0:13.56)
Average Speed [km/h]	52.7	67.8	64.8	62.1	57.9	53.0
Top Speed [km/h]	68.4	69.1	66.6	63.2	59.3	55.6
Avg. Dist. to Rail [m]	5.9	3.6	3.0	3.3	6.8	8.4
Avg. Stride Freq. [Hz]	2.2	2.4	2.3	2.3	2.3	2.1
Avg. Stride Length [m]	6.7	7.9	8.0	7.6	7.1	6.9



- [] Ranking at each section and finish
- .-.- No data available at this section
- NA No data available



Horse/Jockey Name	Still Unwanted
Final Rank	9
Fastest Section Time (Section)	0:11.05 (1000m)
Top Speed [km/h] (Section)	66.7 (1000m)
Race State	Finished



Aquis Park Gold Coast QLD Professional

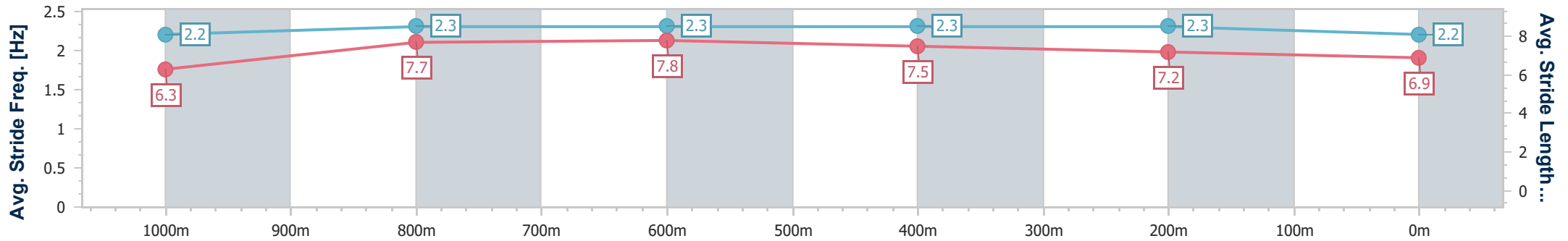
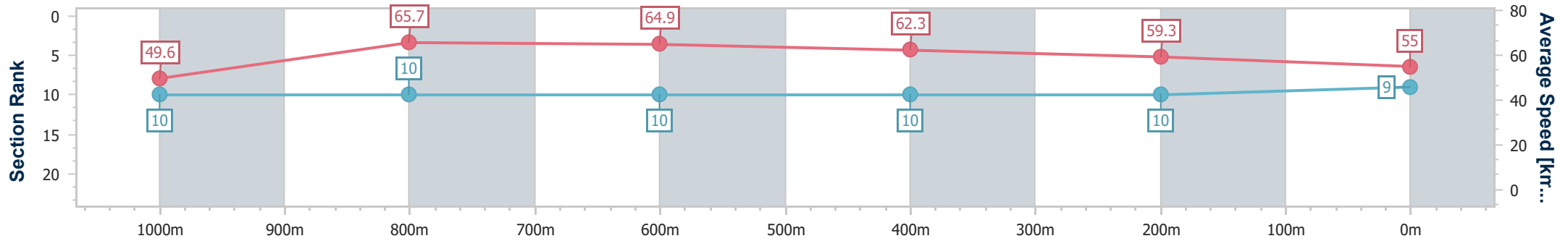
Race 7: DOLPHINS Maiden Handicap - 1200m



30 November 2024 - 16:50

Track Rating: Heavy 9, Weather: Showers, Rail Position: True

Section	Overall	1000m	800m	600m	400m	200m
Section Times	1:13.61 [9] (0:14.50)	0:59.11 [10] (0:11.05)	0:48.06 [10] (0:11.17)	0:36.89 [10] (0:11.56)	0:25.33 [10] (0:12.24)	0:13.09 [10]
Average Speed [km/h]	49.6	65.7	64.9	62.3	59.3	55.0
Top Speed [km/h]	64.8	66.7	65.9	63.8	60.6	57.4
Avg. Dist. to Rail [m]	4.5	2.7	1.6	0.8	7.5	11.2
Avg. Stride Freq. [Hz]	2.2	2.3	2.3	2.3	2.3	2.2
Avg. Stride Length [m]	6.3	7.7	7.8	7.5	7.2	6.9



- [] Ranking at each section and finish
- .-.- No data available at this section
- NA No data available



Horse/Jockey Name	Supremeperformance
Final Rank	10
Fastest Section Time (Section)	0:10.80 (1000m)
Top Speed [km/h] (Section)	68.7 (1000m)
Race State	Finished



Aquis Park Gold Coast QLD Professional

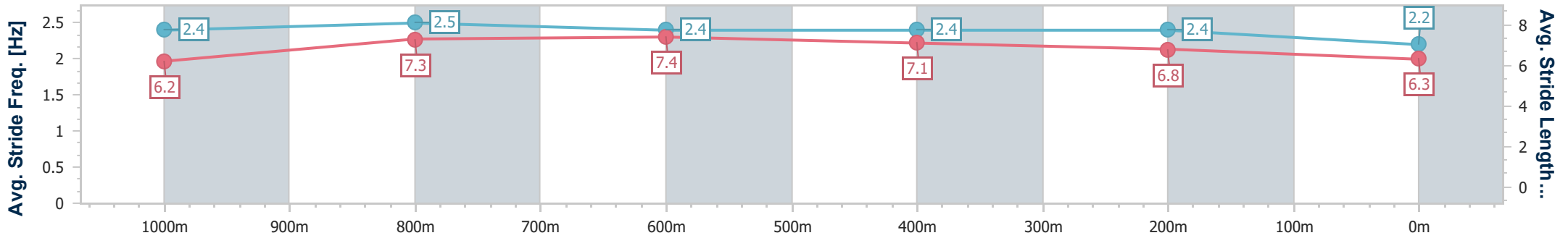
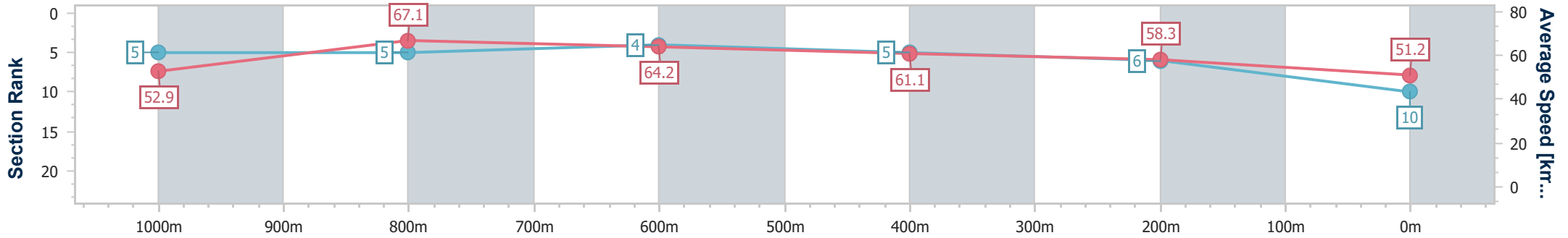
Race 7: DOLPHINS Maiden Handicap - 1200m

30 November 2024 - 16:50

Track Rating: Heavy 9, Weather: Showers, Rail Position: True



Section	Overall	1000m	800m	600m	400m	200m
Section Times	1:13.93 [10] (0:13.62)	1:00.31 [5] (0:10.80)	0:49.51 [5] (0:11.20)	0:38.31 [4] (0:11.85)	0:26.46 [5] (0:12.41)	0:14.05 [6] (0:14.05)
Average Speed [km/h]	52.9	67.1	64.2	61.1	58.3	51.2
Top Speed [km/h]	68.6	68.7	66.2	62.1	60.5	55.9
Avg. Dist. to Rail [m]	1.7	1.8	0.4	1.4	4.0	4.6
Avg. Stride Freq. [Hz]	2.4	2.5	2.4	2.4	2.4	2.2
Avg. Stride Length [m]	6.2	7.3	7.4	7.1	6.8	6.3



- [] Ranking at each section and finish
- .-.-.- No data available at this section
- NA No data available



Aquis Park Gold Coast QLD Professional
Race 8: TAB 2YO CALCUTTA BOOK NOW BENCHMARK 55 Handicap - 1100m
30 November 2024 - 17:26



Track Rating: Heavy 9, Weather: Showers, Rail Position: True

Section		Field Times											
Overall	1000m	800m	600m	400m	200m	Last 600m							
1:05.78 (0:07.93)	0:57.85 (0:11.15)	0:46.70 (0:10.94)	0:35.76 (0:11.34)	0:24.42 (0:12.00)	0:12.42 (0:12.42)	0:35.76							
Rank	TAB	Horse/Jockey	Barrier	Top Speed [km/h]	Fastest Section	Overall	1000m	800m	600m	400m	200m	Margin	Distance Travelled [m]
1	11	INDUBITABLY Ryan Wiggins	3	67.2	0:08.11	1:05.78 [1] (0:08.11)	0:57.67 [3] (0:11.22)	0:46.45 [4] (0:11.06)	0:35.39 [4] (0:11.18)	0:24.21 [2] (0:11.79)	0:12.42 [1] (0:12.42)	1:05.78	0:35.39
2	1	SELOUS Corey Sutherland	11	66.3	0:08.57	1:05.93 [2] (0:08.57)	0:57.36 [8] (0:11.33)	0:46.03 [8] (0:11.15)	0:34.88 [8] (0:11.40)	0:23.48 [8] (0:11.50)	0:11.98 [6] (0:11.98)	0.8L	0:34.88 +5
3	15	ALPINE LADY Brandon Lerena	19	66.6	0:08.89	1:06.25 [3] (0:08.89)	0:57.36 [12] (0:11.51)	0:45.85 [12] (0:11.10)	0:34.75 [12] (0:11.26)	0:23.49 [12] (0:11.49)	0:12.00 [10] (0:12.00)	2.6L	0:34.75 +5
4	8	MILEY'S MEMORY Jason Taylor	13	67.8	0:08.20	1:06.30 [4] (0:08.20)	0:58.10 [4] (0:11.06)	0:47.04 [3] (0:11.08)	0:35.96 [3] (0:11.50)	0:24.46 [4] (0:11.99)	0:12.47 [4] (0:12.47)	2.8L	0:35.96 +9
5	13	OUTWITTED Jasper Franklin	8	66.1	0:08.34	1:06.35 [5] (0:08.34)	0:58.01 [5] (0:11.29)	0:46.72 [7] (0:11.11)	0:35.61 [7] (0:11.34)	0:24.27 [7] (0:11.87)	0:12.40 [6] (0:12.40)	3L	0:35.61 +1
6	7	SAMBUCA Paul Hammersley	2	66.9	0:08.34	1:06.38 [6] (0:08.34)	0:58.04 [6] (0:11.21)	0:46.83 [5] (0:10.92)	0:35.91 [5] (0:11.45)	0:24.46 [5] (0:11.79)	0:12.67 [3] (0:12.67)	3.2L	0:35.91 -2
7	3	CLIPPER SHIP Jai Williams	1	66.7	0:08.80	1:06.50 [7] (0:08.80)	0:57.70 [9] (0:11.25)	0:46.45 [9] (0:11.21)	0:35.24 [10] (0:11.25)	0:23.99 [9] (0:11.72)	0:12.27 [9] (0:12.27)	3.7L	0:35.24 -2
8	5	RUM DIARY Michael Cahill	9	67.1	0:08.39	1:06.64 [8] (0:08.39)	0:58.25 [7] (0:11.22)	0:47.03 [6] (0:11.06)	0:35.97 [6] (0:11.41)	0:24.56 [6] (0:11.91)	0:12.65 [8] (0:12.65)	4.5L	0:35.97 +5
9	2	PANGAEA Jace McMurray	4	65.7	0:08.86	1:06.75 [9] (0:08.86)	0:57.89 [10] (0:11.27)	0:46.62 [11] (0:11.16)	0:35.46 [11] (0:11.41)	0:24.05 [11] (0:11.59)	0:12.46 [11] (0:12.46)	5L	0:35.46 -2
10	12	WARRIOR CHIEF Courtney Bellamy	14	66.9	0:07.93	1:06.89 [10] (0:07.93)	0:58.96 [1] (0:11.15)	0:47.81 [1] (0:10.94)	0:36.87 [1] (0:11.34)	0:25.53 [1] (0:12.03)	0:13.50 [2] (0:13.50)	5.8L	0:36.87 -3

Scratched: Laser Beam (#20), Hidden Melody (#4), Noble Intent (#18), Board Member (#6), Smart Action (#16), Beau's Girl (#17), Miss Money Penny (#9), Thunderous (#14)

[] Ranking at each section and finish
 -:-:- No data available at this section
 NA No data available
 SCN Saddle cloth number
 DNF Did not finish
 DNT Did not track



Aquis Park Gold Coast QLD Professional
Race 8: TAB 2YO CALCUTTA BOOK NOW BENCHMARK 55 Handicap - 1100m
30 November 2024 - 17:26



Track Rating: Heavy 9, Weather: Showers, Rail Position: True

Section		Overall	1000m	800m	600m	400m	200m	Last 600m					
Field Times		1:05.78 (0:07.93)	0:57.85 (0:11.15)	0:46.70 (0:10.94)	0:35.76 (0:11.34)	0:24.42 (0:12.00)	0:12.42 (0:12.42)	0:35.76					
Rank	TAB Horse/Jockey	Barrier	Top Speed [km/h]	Fastest Section	Margin							Distance Travelled [m]	
11	10 NOT A GURU Dylan Turner	17	67.2 1000m	0:08.87 Overall	1:07.23 [11] (0:08.87)	0:58.36 [11] (0:11.26)	0:47.10 [10] (0:11.13)	0:35.97 [9] (0:11.38)	0:24.59 [10] (0:11.84)	0:12.75 [12] (0:12.75)	7.8L	0:35.97	+6
12	19 SHINSHINTO Danny Peisley	16	68.2 1000m	0:08.11 Overall	1:07.54 [12] (0:08.11)	0:59.43 [2] (0:11.10)	0:48.33 [2] (0:10.91)	0:37.42 [2] (0:11.55)	0:25.87 [3] (0:12.27)	0:13.60 [5] (0:13.60)	9.6L	0:37.42	+8

Scratched: Laser Beam (#20), Hidden Melody (#4), Noble Intent (#18), Board Member (#6), Smart Action (#16), Beau's Girl (#17), Miss Money Penny (#9), Thunderous (#14)

[] Ranking at each section and finish
 -:-:-:- No data available at this section
 NA No data available

SCN Saddle cloth number
 DNF Did not finish
 DNT Did not track



Horse/Jockey Name	Indubitably
Final Rank	1
Fastest Section Time (Section)	0:08.11 (Overall)
Top Speed [km/h] (Section)	67.2 (1000m)
Race State	Finished



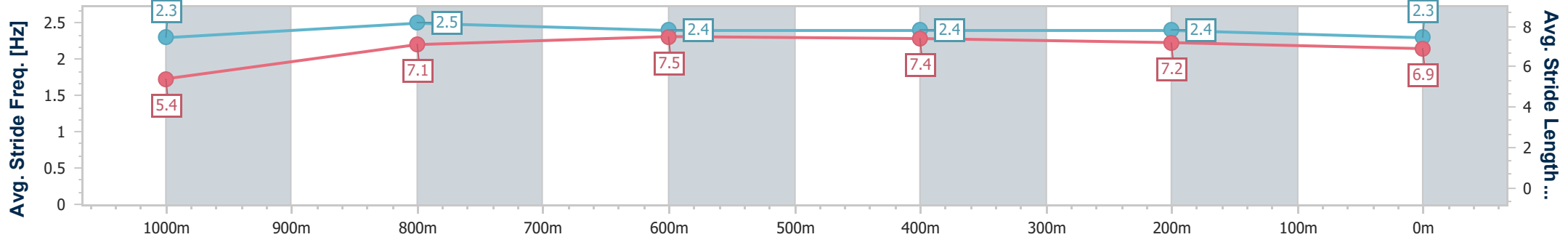
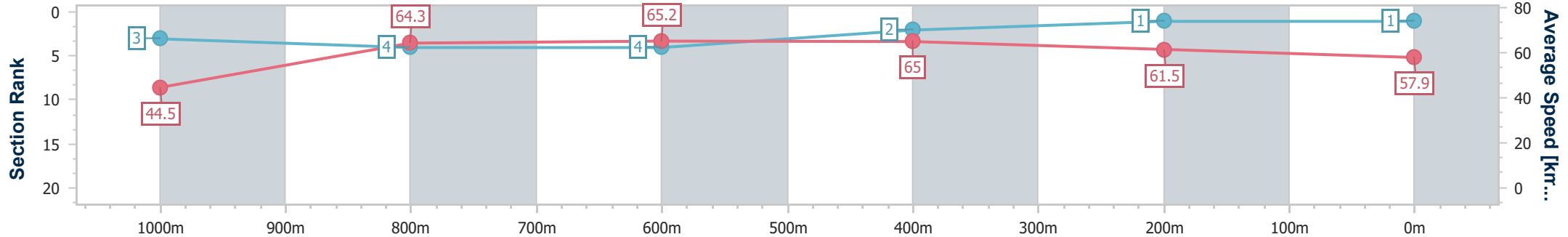
Aquis Park Gold Coast QLD Professional
 Race 8: TAB 2YO CALCUTTA BOOK NOW BENCHMARK 55
 Handicap - 1100m



30 November 2024 - 17:26

Track Rating: Heavy 9, Weather: Showers, Rail Position: True

Section	Overall	1000m	800m	600m	400m	200m
Section Times	1:05.78 [1] (0:08.11)	0:57.67 [3] (0:11.22)	0:46.45 [4] (0:11.06)	0:35.39 [4] (0:11.18)	0:24.21 [2] (0:11.79)	0:12.42 [1] (0:12.42)
Average Speed [km/h]	44.5	64.3	65.2	65.0	61.5	57.9
Top Speed [km/h]	61.4	67.2	66.4	66.2	63.7	60.1
Avg. Dist. to Rail [m]	2.6	1.0	0.9	1.6	6.5	7.2
Avg. Stride Freq. [Hz]	2.3	2.5	2.4	2.4	2.4	2.3
Avg. Stride Length [m]	5.4	7.1	7.5	7.4	7.2	6.9



- [] Ranking at each section and finish
- .-.- No data available at this section
- NA No data available



Horse/Jockey Name	Selous
Final Rank	2
Fastest Section Time (Section)	0:08.57 (Overall)
Top Speed [km/h] (Section)	66.3 (800m)
Race State	Finished



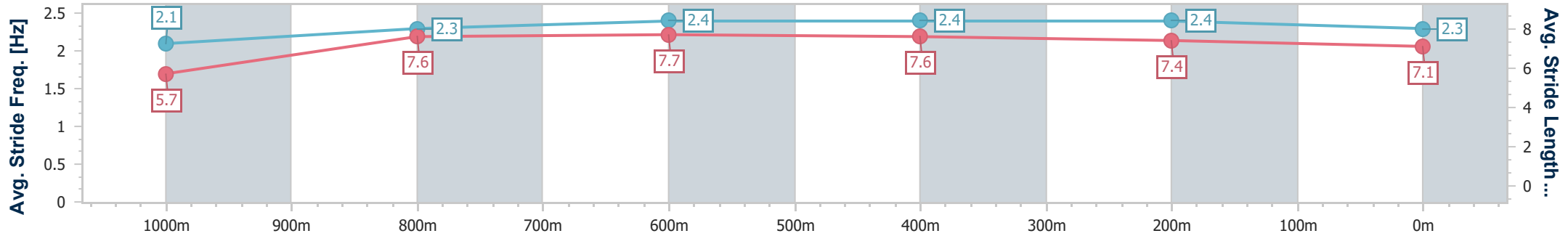
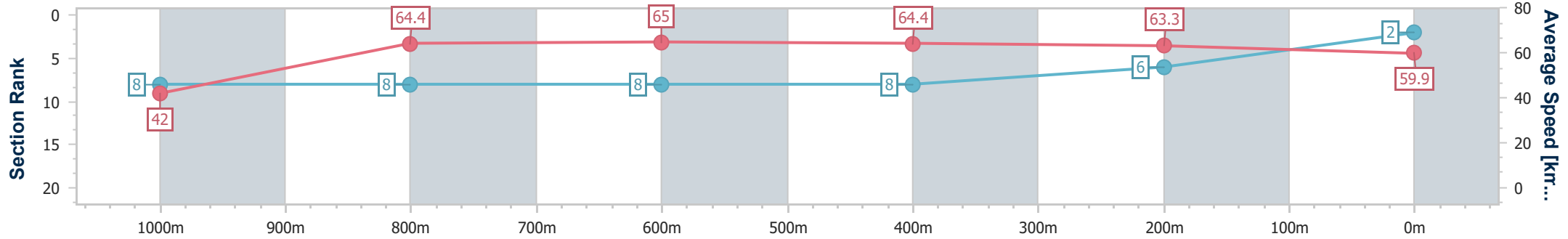
Aquis Park Gold Coast QLD Professional
 Race 8: TAB 2YO CALCUTTA BOOK NOW BENCHMARK 55
 Handicap - 1100m



30 November 2024 - 17:26

Track Rating: Heavy 9, Weather: Showers, Rail Position: True

Section	Overall	1000m	800m	600m	400m	200m
Section Times	1:05.93 [2] (0:08.57)	0:57.36 [8] (0:11.33)	0:46.03 [8] (0:11.15)	0:34.88 [8] (0:11.40)	0:23.48 [8] (0:11.50)	0:11.98 [6] (0:11.98)
Average Speed [km/h]	42.0	64.4	65.0	64.4	63.3	59.9
Top Speed [km/h]	60.5	66.2	66.3	65.0	64.0	63.3
Avg. Dist. to Rail [m]	6.4	2.6	3.0	3.0	10.6	12.3
Avg. Stride Freq. [Hz]	2.1	2.3	2.4	2.4	2.4	2.3
Avg. Stride Length [m]	5.7	7.6	7.7	7.6	7.4	7.1



- [] Ranking at each section and finish
- .-.- No data available at this section
- NA No data available



Horse/Jockey Name	Alpine Lady
Final Rank	3
Fastest Section Time (Section)	0:08.89 (Overall)
Top Speed [km/h] (Section)	66.6 (800m)
Race State	Finished



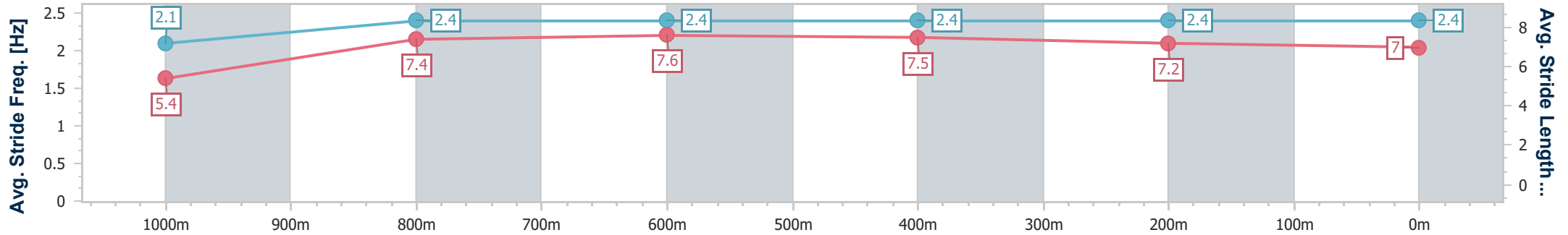
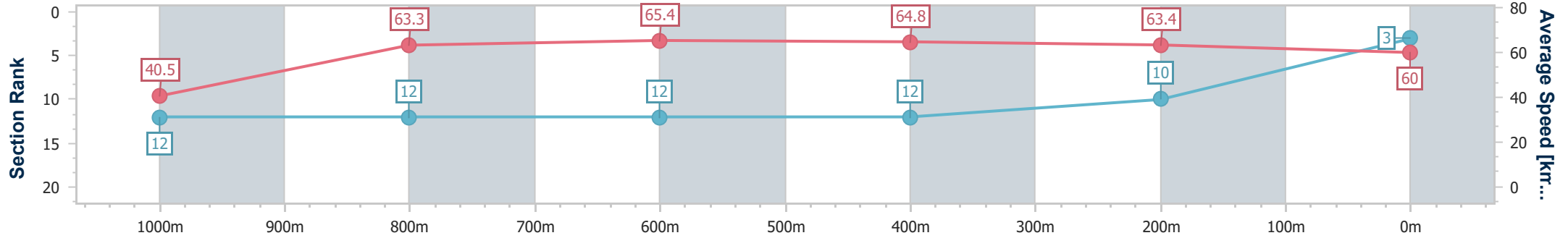
Aquis Park Gold Coast QLD Professional
 Race 8: TAB 2YO CALCUTTA BOOK NOW BENCHMARK 55
 Handicap - 1100m



30 November 2024 - 17:26

Track Rating: Heavy 9, Weather: Showers, Rail Position: True

Section	Overall	1000m	800m	600m	400m	200m
Section Times	1:06.25 [3] (0:08.89)	0:57.36 [12] (0:11.51)	0:45.85 [12] (0:11.10)	0:34.75 [12] (0:11.26)	0:23.49 [12] (0:11.49)	0:12.00 [10] (0:12.00)
Average Speed [km/h]	40.5	63.3	65.4	64.8	63.4	60.0
Top Speed [km/h]	59.2	66.5	66.6	66.6	64.1	62.5
Avg. Dist. to Rail [m]	9.1	2.8	1.8	2.8	11.7	15.9
Avg. Stride Freq. [Hz]	2.1	2.4	2.4	2.4	2.4	2.4
Avg. Stride Length [m]	5.4	7.4	7.6	7.5	7.2	7.0



- [] Ranking at each section and finish
- .-.- No data available at this section
- NA No data available



Horse/Jockey Name	Miley's Memory
Final Rank	4
Fastest Section Time (Section)	0:08.20 (Overall)
Top Speed [km/h] (Section)	67.8 (1000m)
Race State	Finished



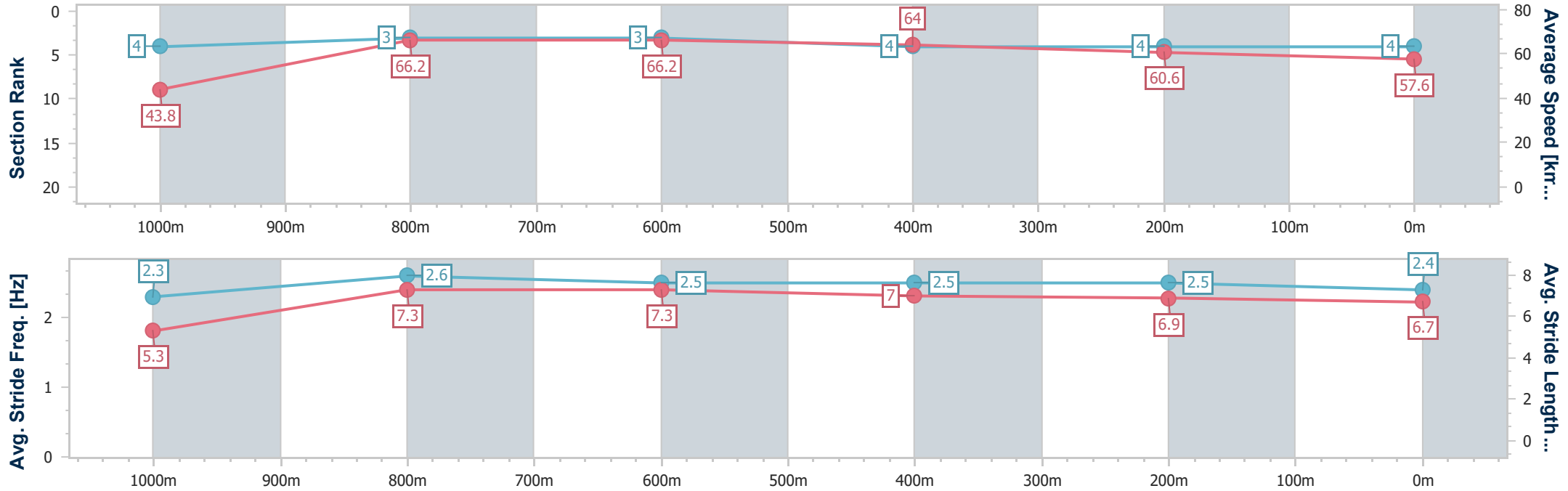
Aquis Park Gold Coast QLD Professional
 Race 8: TAB 2YO CALCUTTA BOOK NOW BENCHMARK 55
 Handicap - 1100m



30 November 2024 - 17:26

Track Rating: Heavy 9, Weather: Showers, Rail Position: True

Section	Overall	1000m	800m	600m	400m	200m
Section Times	1:06.30 [4] (0:08.20)	0:58.10 [4] (0:11.06)	0:47.04 [3] (0:11.08)	0:35.96 [3] (0:11.50)	0:24.46 [4] (0:11.99)	0:12.47 [4] (0:12.47)
Average Speed [km/h]	43.8	66.2	66.2	64.0	60.6	57.6
Top Speed [km/h]	63.1	67.8	67.0	66.3	61.7	59.5
Avg. Dist. to Rail [m]	7.5	4.1	4.4	3.8	8.2	9.3
Avg. Stride Freq. [Hz]	2.3	2.6	2.5	2.5	2.5	2.4
Avg. Stride Length [m]	5.3	7.3	7.3	7.0	6.9	6.7



- [] Ranking at each section and finish
- .-.- No data available at this section
- NA No data available



Horse/Jockey Name	Outwitted
Final Rank	5
Fastest Section Time (Section)	0:08.34 (Overall)
Top Speed [km/h] (Section)	66.1 (1000m)
Race State	Finished



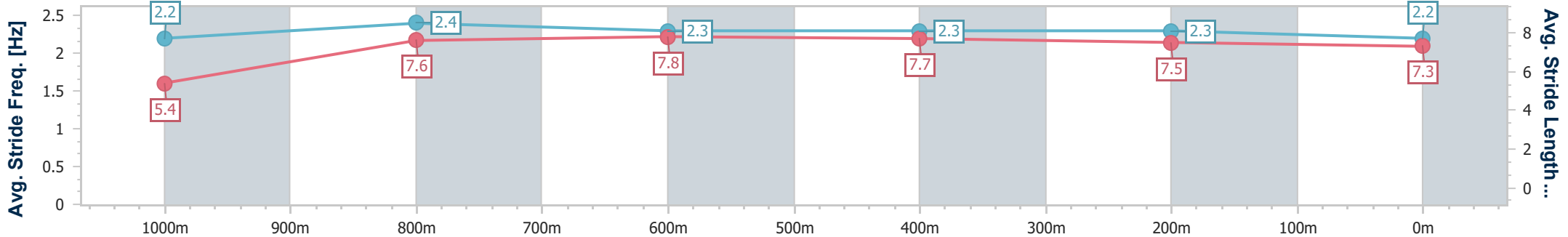
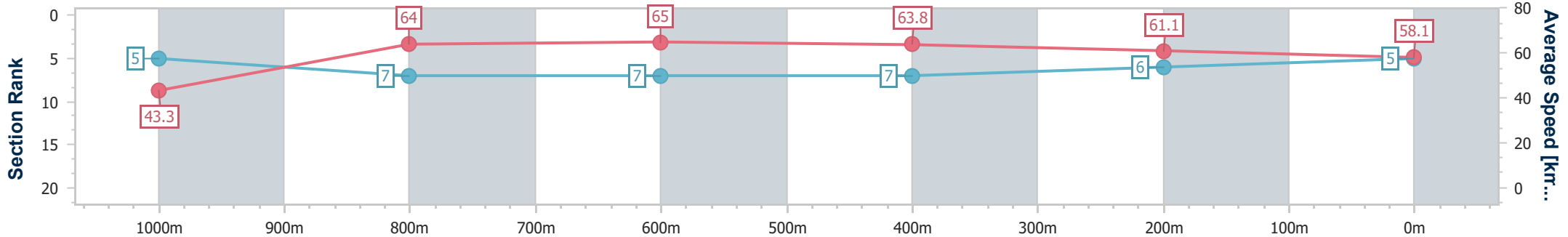
Aquis Park Gold Coast QLD Professional
 Race 8: TAB 2YO CALCUTTA BOOK NOW BENCHMARK 55
 Handicap - 1100m



30 November 2024 - 17:26

Track Rating: Heavy 9, Weather: Showers, Rail Position: True

Section	Overall	1000m	800m	600m	400m	200m
Section Times	1:06.35 [5] (0:08.34)	0:58.01 [5] (0:11.29)	0:46.72 [7] (0:11.11)	0:35.61 [7] (0:11.34)	0:24.27 [7] (0:11.87)	0:12.40 [6] (0:12.40)
Average Speed [km/h]	43.3	64.0	65.0	63.8	61.1	58.1
Top Speed [km/h]	61.1	66.1	65.9	65.2	62.3	59.7
Avg. Dist. to Rail [m]	4.3	1.1	0.6	1.7	5.8	5.7
Avg. Stride Freq. [Hz]	2.2	2.4	2.3	2.3	2.3	2.2
Avg. Stride Length [m]	5.4	7.6	7.8	7.7	7.5	7.3



- [] Ranking at each section and finish
- .-.-.- No data available at this section
- NA No data available



Horse/Jockey Name	Sambuca
Final Rank	6
Fastest Section Time (Section)	0:08.34 (Overall)
Top Speed [km/h] (Section)	66.9 (800m)
Race State	Finished



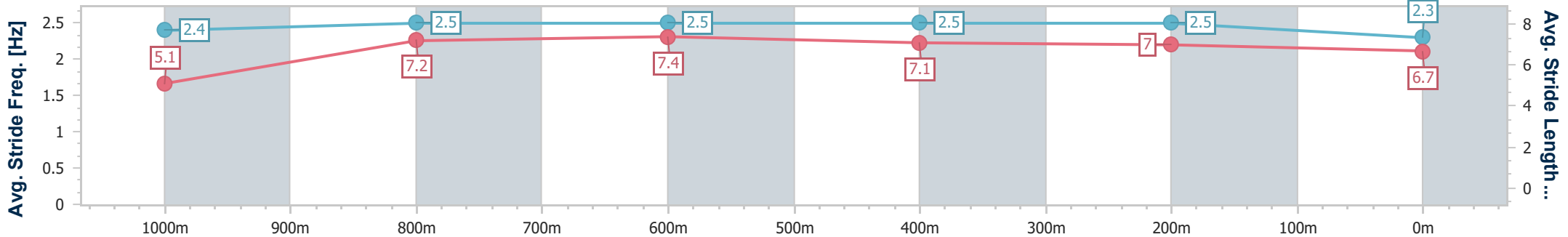
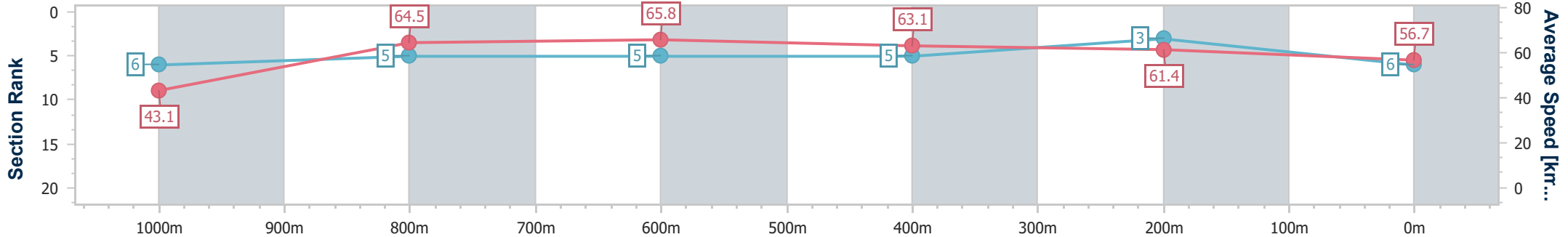
Aquis Park Gold Coast QLD Professional
 Race 8: TAB 2YO CALCUTTA BOOK NOW BENCHMARK 55
 Handicap - 1100m



30 November 2024 - 17:26

Track Rating: Heavy 9, Weather: Showers, Rail Position: True

Section	Overall	1000m	800m	600m	400m	200m
Section Times	1:06.38 [6] (0:08.34)	0:58.04 [6] (0:11.21)	0:46.83 [5] (0:10.92)	0:35.91 [5] (0:11.45)	0:24.46 [5] (0:11.79)	0:12.67 [3] (0:12.67)
Average Speed [km/h]	43.1	64.5	65.8	63.1	61.4	56.7
Top Speed [km/h]	62.1	65.7	66.9	64.7	63.0	58.5
Avg. Dist. to Rail [m]	3.1	1.3	0.8	1.1	5.1	6.4
Avg. Stride Freq. [Hz]	2.4	2.5	2.5	2.5	2.5	2.3
Avg. Stride Length [m]	5.1	7.2	7.4	7.1	7.0	6.7



- [] Ranking at each section and finish
- .-.- No data available at this section
- NA No data available



Horse/Jockey Name	Clipper Ship
Final Rank	7
Fastest Section Time (Section)	0:08.80 (Overall)
Top Speed [km/h] (Section)	66.7 (600m)
Race State	Finished



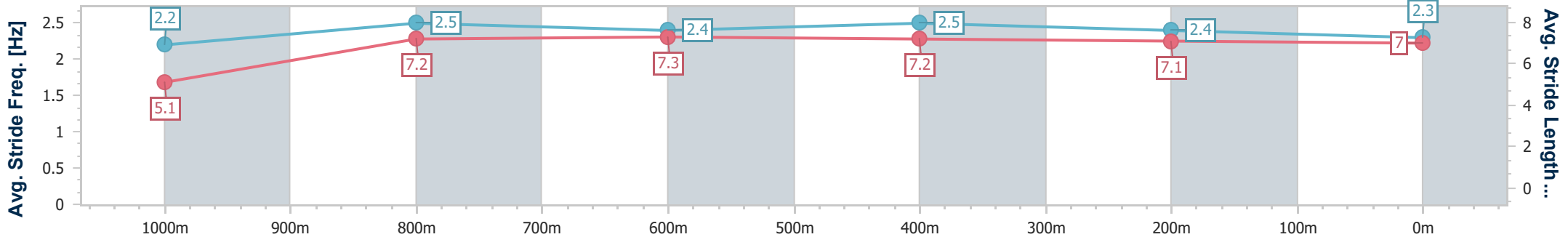
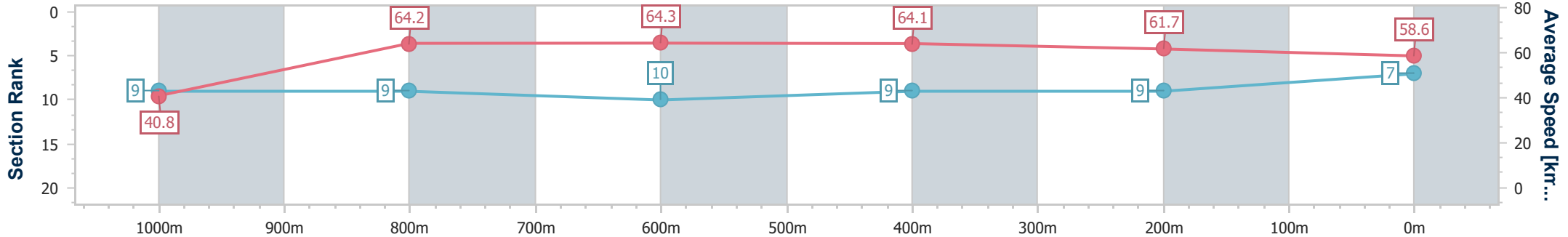
Aquis Park Gold Coast QLD Professional
 Race 8: TAB 2YO CALCUTTA BOOK NOW BENCHMARK 55
 Handicap - 1100m



30 November 2024 - 17:26

Track Rating: Heavy 9, Weather: Showers, Rail Position: True

Section	Overall	1000m	800m	600m	400m	200m
Section Times	1:06.50 [7] (0:08.80)	0:57.70 [9] (0:11.25)	0:46.45 [9] (0:11.21)	0:35.24 [10] (0:11.25)	0:23.99 [9] (0:11.72)	0:12.27 [9] (0:12.27)
Average Speed [km/h]	40.8	64.2	64.3	64.1	61.7	58.6
Top Speed [km/h]	60.4	65.6	65.5	66.7	63.0	60.7
Avg. Dist. to Rail [m]	2.3	0.8	1.4	0.2	3.3	3.8
Avg. Stride Freq. [Hz]	2.2	2.5	2.4	2.5	2.4	2.3
Avg. Stride Length [m]	5.1	7.2	7.3	7.2	7.1	7.0



- [] Ranking at each section and finish
- .-.- No data available at this section
- NA No data available



Horse/Jockey Name	Rum Diary
Final Rank	8
Fastest Section Time (Section)	0:08.39 (Overall)
Top Speed [km/h] (Section)	67.1 (800m)
Race State	Finished



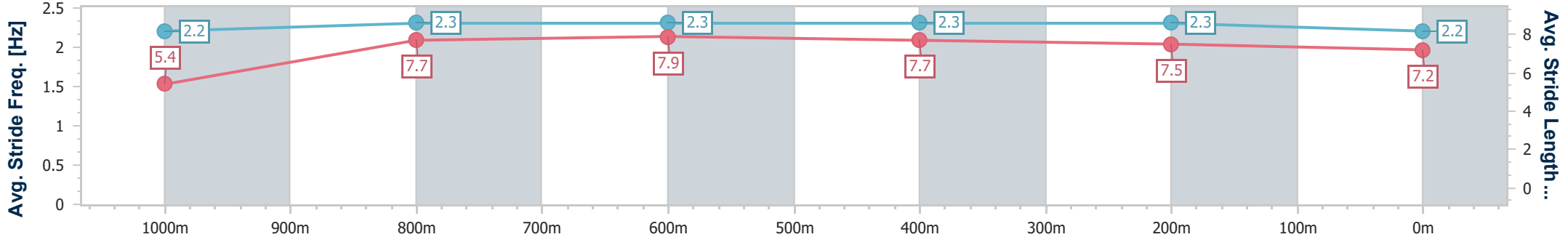
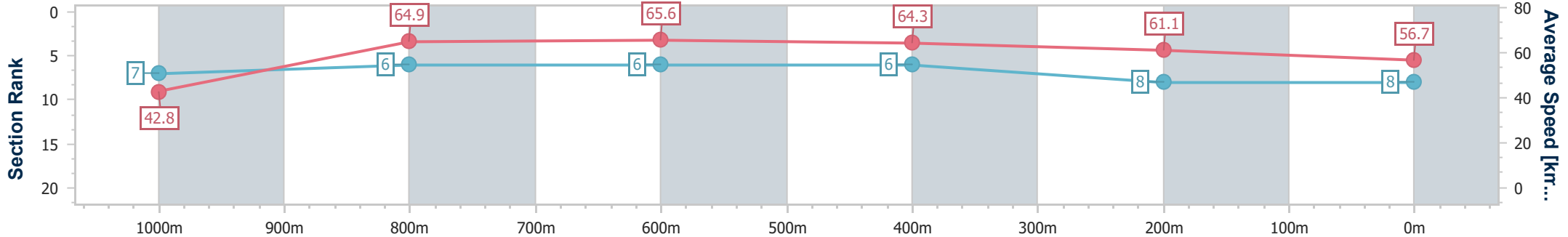
Aquis Park Gold Coast QLD Professional
 Race 8: TAB 2YO CALCUTTA BOOK NOW BENCHMARK 55
 Handicap - 1100m



30 November 2024 - 17:26

Track Rating: Heavy 9, Weather: Showers, Rail Position: True

Section	Overall	1000m	800m	600m	400m	200m
Section Times	1:06.64 [8] (0:08.39)	0:58.25 [7] (0:11.22)	0:47.03 [6] (0:11.06)	0:35.97 [6] (0:11.41)	0:24.56 [6] (0:11.91)	0:12.65 [8] (0:12.65)
Average Speed [km/h]	42.8	64.9	65.6	64.3	61.1	56.7
Top Speed [km/h]	61.7	66.2	67.1	65.5	62.9	58.4
Avg. Dist. to Rail [m]	5.7	2.3	3.0	3.2	8.3	10.8
Avg. Stride Freq. [Hz]	2.2	2.3	2.3	2.3	2.3	2.2
Avg. Stride Length [m]	5.4	7.7	7.9	7.7	7.5	7.2



- [] Ranking at each section and finish
- .-.- No data available at this section
- NA No data available



Horse/Jockey Name	Pangaea
Final Rank	9
Fastest Section Time (Section)	0:08.86 (Overall)
Top Speed [km/h] (Section)	65.7 (1000m)
Race State	Finished



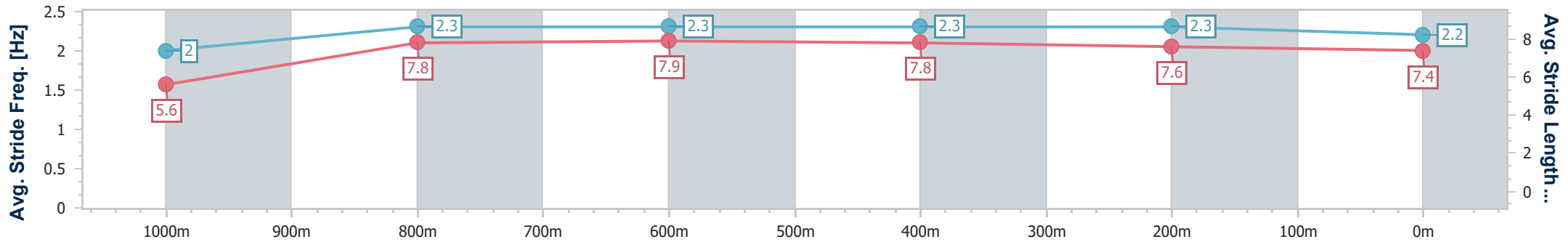
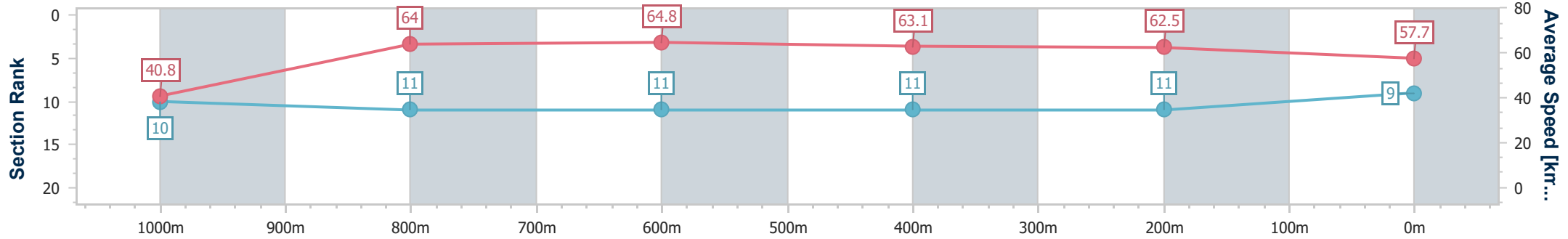
Aquis Park Gold Coast QLD Professional
 Race 8: TAB 2YO CALCUTTA BOOK NOW BENCHMARK 55
 Handicap - 1100m



30 November 2024 - 17:26

Track Rating: Heavy 9, Weather: Showers, Rail Position: True

Section	Overall	1000m	800m	600m	400m	200m
Section Times	1:06.75 [9] (0:08.86)	0:57.89 [10] (0:11.27)	0:46.62 [11] (0:11.16)	0:35.46 [11] (0:11.41)	0:24.05 [11] (0:11.59)	0:12.46 [11] (0:12.46)
Average Speed [km/h]	40.8	64.0	64.8	63.1	62.5	57.7
Top Speed [km/h]	60.4	65.7	65.5	64.5	63.1	60.4
Avg. Dist. to Rail [m]	3.9	1.3	0.5	0.6	4.0	4.3
Avg. Stride Freq. [Hz]	2.0	2.3	2.3	2.3	2.3	2.2
Avg. Stride Length [m]	5.6	7.8	7.9	7.8	7.6	7.4



- [] Ranking at each section and finish
- .-.- No data available at this section
- NA No data available



Horse/Jockey Name	Warrior Chief
Final Rank	10
Fastest Section Time (Section)	0:07.93 (Overall)
Top Speed [km/h] (Section)	66.9 (800m)
Race State	Finished



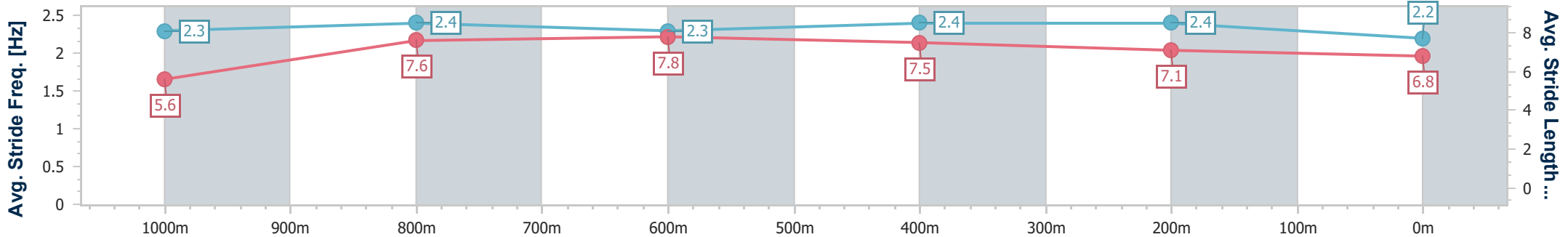
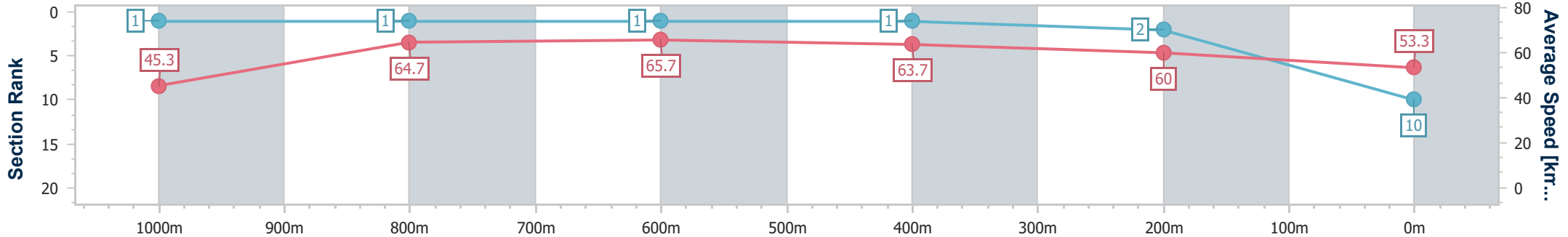
Aquis Park Gold Coast QLD Professional
 Race 8: TAB 2YO CALCUTTA BOOK NOW BENCHMARK 55
 Handicap - 1100m



30 November 2024 - 17:26

Track Rating: Heavy 9, Weather: Showers, Rail Position: True

Section	Overall	1000m	800m	600m	400m	200m
Section Times	1:06.89 [10] (0:07.93)	0:58.96 [1] (0:11.15)	0:47.81 [1] (0:10.94)	0:36.87 [1] (0:11.34)	0:25.53 [1] (0:12.03)	0:13.50 [2] (0:13.50)
Average Speed [km/h]	45.3	64.7	65.7	63.7	60.0	53.3
Top Speed [km/h]	64.1	66.6	66.9	66.2	61.6	57.2
Avg. Dist. to Rail [m]	7.7	0.9	0.4	0.7	2.0	2.3
Avg. Stride Freq. [Hz]	2.3	2.4	2.3	2.4	2.4	2.2
Avg. Stride Length [m]	5.6	7.6	7.8	7.5	7.1	6.8



- [] Ranking at each section and finish
- .-.- No data available at this section
- NA No data available



Horse/Jockey Name	Not A Guru
Final Rank	11
Fastest Section Time (Section)	0:08.87 (Overall)
Top Speed [km/h] (Section)	67.2 (1000m)
Race State	Finished



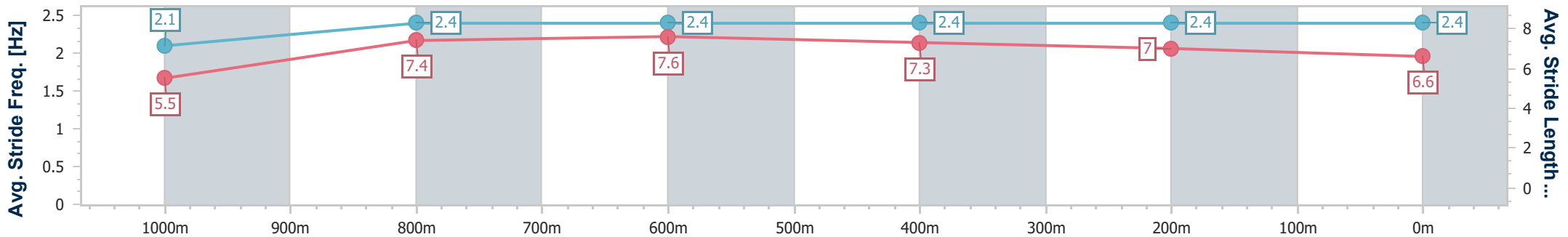
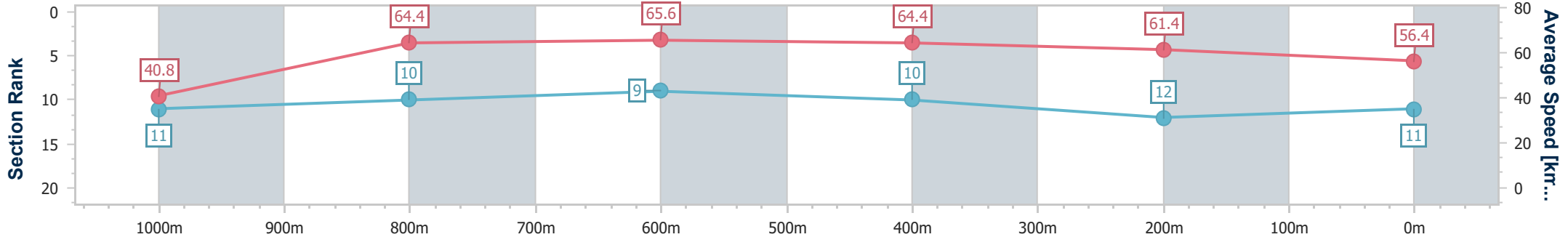
Aquis Park Gold Coast QLD Professional
 Race 8: TAB 2YO CALCUTTA BOOK NOW BENCHMARK 55
 Handicap - 1100m



30 November 2024 - 17:26

Track Rating: Heavy 9, Weather: Showers, Rail Position: True

Section	Overall	1000m	800m	600m	400m	200m
Section Times	1:07.23 [11] (0:08.87)	0:58.36 [11] (0:11.26)	0:47.10 [10] (0:11.13)	0:35.97 [9] (0:11.38)	0:24.59 [10] (0:11.84)	0:12.75 [12] (0:12.75)
Average Speed [km/h]	40.8	64.4	65.6	64.4	61.4	56.4
Top Speed [km/h]	60.0	67.2	66.2	66.5	62.8	58.9
Avg. Dist. to Rail [m]	9.1	3.0	3.3	3.3	9.6	13.9
Avg. Stride Freq. [Hz]	2.1	2.4	2.4	2.4	2.4	2.4
Avg. Stride Length [m]	5.5	7.4	7.6	7.3	7.0	6.6



- [] Ranking at each section and finish
- .-.- No data available at this section
- NA No data available



Horse/Jockey Name	Shinshinto
Final Rank	12
Fastest Section Time (Section)	0:08.11 (Overall)
Top Speed [km/h] (Section)	68.2 (1000m)
Race State	Finished



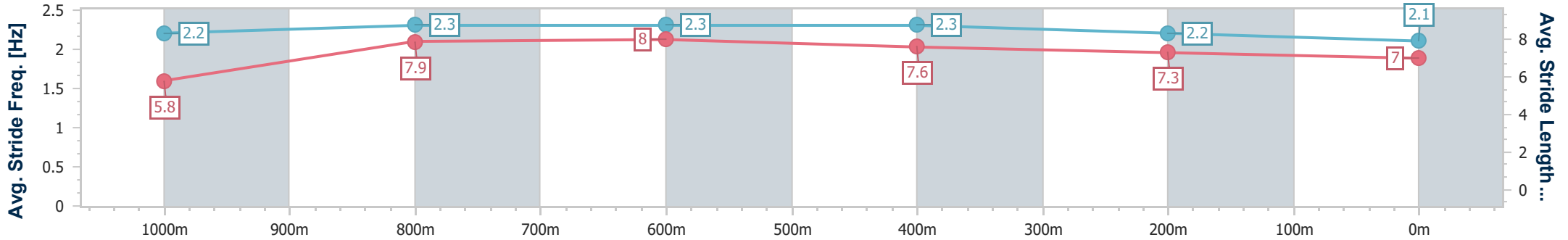
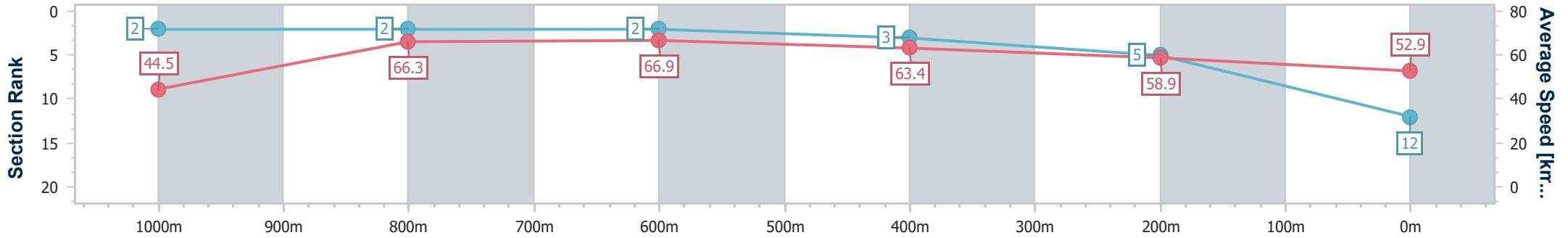
Aquis Park Gold Coast QLD Professional
 Race 8: TAB 2YO CALCUTTA BOOK NOW BENCHMARK 55
 Handicap - 1100m



30 November 2024 - 17:26

Track Rating: Heavy 9, Weather: Showers, Rail Position: True

Section	Overall	1000m	800m	600m	400m	200m
Section Times	1:07.54 [12] (0:08.11)	0:59.43 [2] (0:11.10)	0:48.33 [2] (0:10.91)	0:37.42 [2] (0:11.55)	0:25.87 [3] (0:12.27)	0:13.60 [5] (0:13.60)
Average Speed [km/h]	44.5	66.3	66.9	63.4	58.9	52.9
Top Speed [km/h]	63.1	68.2	68.0	64.9	60.6	56.1
Avg. Dist. to Rail [m]	8.8	5.4	3.9	2.7	6.9	9.2
Avg. Stride Freq. [Hz]	2.2	2.3	2.3	2.3	2.2	2.1
Avg. Stride Length [m]	5.8	7.9	8.0	7.6	7.3	7.0



- [] Ranking at each section and finish
- .-.- No data available at this section
- NA No data available



Aquis Park Gold Coast QLD Professional

Race 9: VALE PAT DUFF BENCHMARK 62 Handicap - 1200m

30 November 2024 - 18:01



Track Rating: Heavy 9, Weather: Showers, Rail Position: True

Section		Field Times										Last 600m		
		Overall	1000m	800m	600m	400m	200m						0:36.52	
		1:11.53 (0:13.26)	0:58.27 (0:10.78)	0:47.49 (0:10.97)	0:36.52 (0:11.57)	0:24.95 (0:12.04)	0:12.91 (0:12.91)							
Rank	TAB	Horse/Jockey	Barrier	Top Speed [km/h]	Fastest Section								Margin	Distance Travelled [m]
1	3	FLYING BIRDS Sean Cormack	8	67.2 1000m	0:11.00 1000m	1:11.53 [1] (0:13.87)	0:57.66 [7] (0:11.00)	0:46.66 [8] (0:11.21)	0:35.45 [8] (0:11.36)	0:24.09 [6] (0:11.72)	0:12.37 [3] (0:12.37)	1:11.53	0:35.45	
2	19	HIDDEN MELODY Brandon Lerena	7	69.4 1000m	0:10.62 1000m	1:11.77 [2] (0:13.42)	0:58.35 [3] (0:10.62)	0:47.73 [1] (0:10.97)	0:36.76 [1] (0:11.57)	0:25.19 [1] (0:12.04)	0:13.15 [1] (0:13.15)	1.3L	0:36.76	+1
3	1	HALFAHOPE Corey Sutherland	6	66.7 1000m	0:11.00 1000m	1:11.97 [3] (0:13.64)	0:58.33 [5] (0:11.00)	0:47.33 [6] (0:11.24)	0:36.09 [7] (0:11.73)	0:24.36 [8] (0:11.88)	0:12.48 [6] (0:12.48)	2.3L	0:36.09	+1
4	8	SAVOUR THE DREAM Micheal Hellyer	13	68.5 1000m	0:10.74 1000m	1:12.26 [4] (0:14.11)	0:58.15 [9] (0:10.74)	0:47.41 [7] (0:11.02)	0:36.39 [6] (0:11.44)	0:24.95 [3] (0:12.07)	0:12.88 [4] (0:12.88)	3.8L	0:36.39	-1
5	14	RUN LUCY RUN Sariah Champkin	1	68.0 1000m	0:10.85 1000m	1:12.29 [5] (0:13.26)	0:59.03 [1] (0:10.85)	0:48.18 [2] (0:11.15)	0:37.03 [2] (0:11.53)	0:25.50 [2] (0:12.11)	0:13.39 [2] (0:13.39)	4L	0:37.03	-6
6	7	I STOLE IT Michael Cahill	4	67.6 1000m	0:10.79 1000m	1:12.66 [6] (0:13.73)	0:58.93 [6] (0:10.79)	0:48.14 [5] (0:11.25)	0:36.89 [5] (0:11.63)	0:25.26 [4] (0:12.01)	0:13.25 [5] (0:13.25)	6L	0:36.89	-6
7	16	LIZZIE'S GEM Adin Thompson	12	69.6 1000m	0:10.92 1000m	1:13.49 [7] (0:13.48)	1:00.01 [4] (0:10.92)	0:49.09 [4] (0:11.32)	0:37.77 [4] (0:11.70)	0:26.07 [5] (0:12.30)	0:13.77 [7] (0:13.77)	10.8L	0:37.77	+3
8	11	LONDON POINT Jace McMurray	15	67.2 1000m	0:11.04 1000m	1:13.86 [8] (0:14.10)	0:59.76 [8] (0:11.04)	0:48.72 [9] (0:11.25)	0:37.47 [9] (0:11.59)	0:25.88 [9] (0:12.40)	0:13.48 [8] (0:13.48)	12.8L	0:37.47	-3
9	4	BLACK MINTO Courtney Bellamy	2	67.1 1000m	0:10.90 1000m	1:14.77 [9] (0:13.30)	1:01.47 [2] (0:10.90)	0:50.57 [3] (0:11.20)	0:39.37 [3] (0:12.07)	0:27.30 [7] (0:13.24)	0:14.06 [9] (0:14.06)	18.1L	0:39.37	-3

Scratched: Gracie Blue (#13), Oberoi Princess (#12), I Am Caviar (#6), Rose Of Shiraz (#10), Ready To Boom (#21), Zouprince (#2), Grand Crusader (#15), Flying Shelly (#20), Fourandahalf (#22), Godzilla (#5)

[] Ranking at each section and finish
 -:-:- No data available at this section
 NA No data available

SCN Saddle cloth number
 DNF Did not finish
 DNT Did not track



Horse/Jockey Name	Flying Birds
Final Rank	1
Fastest Section Time (Section)	0:11.00 (1000m)
Top Speed [km/h] (Section)	67.2 (1000m)
Race State	Finished



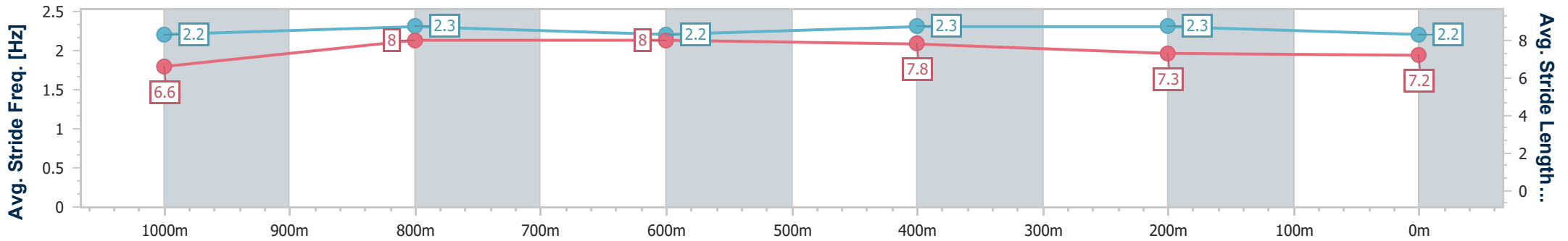
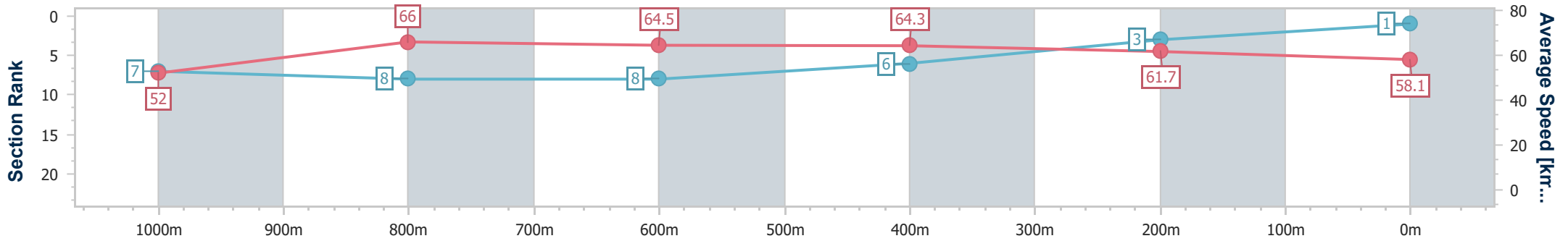
Aquis Park Gold Coast QLD Professional
Race 9: VALE PAT DUFF BENCHMARK 62 Handicap - 1200m



30 November 2024 - 18:01

Track Rating: Heavy 9, Weather: Showers, Rail Position: True

Section	Overall	1000m	800m	600m	400m	200m
Section Times	1:11.53 [1] (0:13.87)	0:57.66 [7] (0:11.00)	0:46.66 [8] (0:11.21)	0:35.45 [8] (0:11.36)	0:24.09 [6] (0:11.72)	0:12.37 [3] (0:12.37)
Average Speed [km/h]	52.0	66.0	64.5	64.3	61.7	58.1
Top Speed [km/h]	65.9	67.2	65.5	65.8	62.9	60.2
Avg. Dist. to Rail [m]	4.2	2.7	1.1	1.9	7.9	9.4
Avg. Stride Freq. [Hz]	2.2	2.3	2.2	2.3	2.3	2.2
Avg. Stride Length [m]	6.6	8.0	8.0	7.8	7.3	7.2



- [] Ranking at each section and finish
- .-.- No data available at this section
- NA No data available



Horse/Jockey Name	Hidden Melody
Final Rank	2
Fastest Section Time (Section)	0:10.62 (1000m)
Top Speed [km/h] (Section)	69.4 (1000m)
Race State	Finished



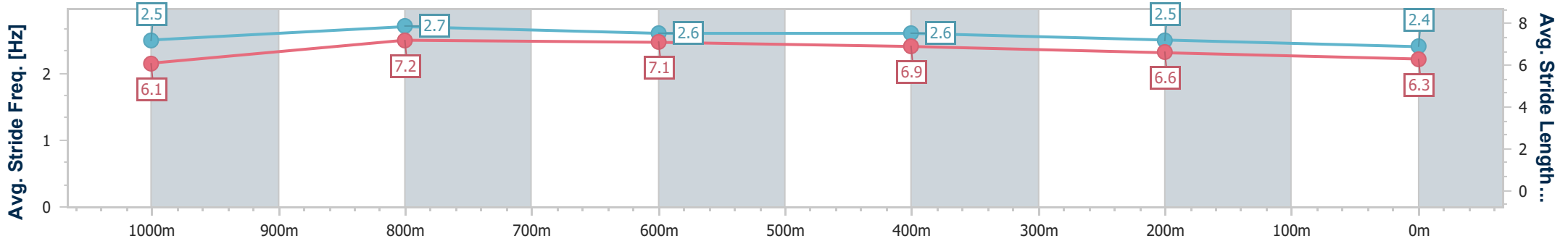
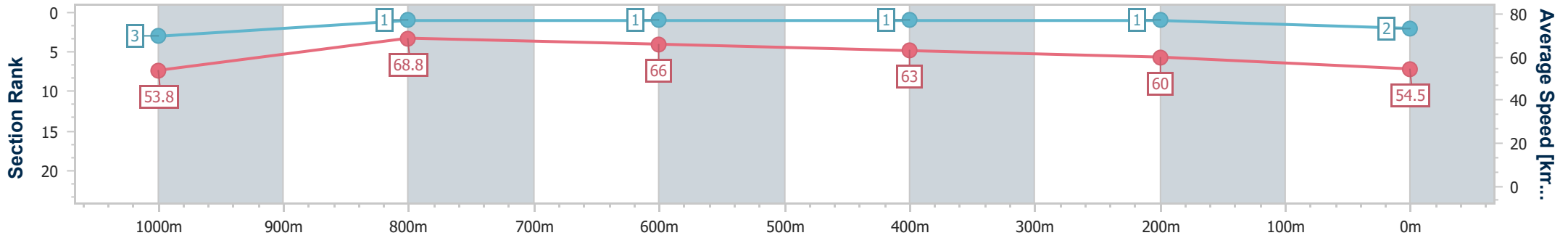
Aquis Park Gold Coast QLD Professional
Race 9: VALE PAT DUFF BENCHMARK 62 Handicap - 1200m



30 November 2024 - 18:01

Track Rating: Heavy 9, Weather: Showers, Rail Position: True

Section	Overall	1000m	800m	600m	400m	200m
Section Times	1:11.77 [2] (0:13.42)	0:58.35 [3] (0:10.62)	0:47.73 [1] (0:10.97)	0:36.76 [1] (0:11.57)	0:25.19 [1] (0:12.04)	0:13.15 [1] (0:13.15)
Average Speed [km/h]	53.8	68.8	66.0	63.0	60.0	54.5
Top Speed [km/h]	67.9	69.4	69.3	65.4	62.2	57.5
Avg. Dist. to Rail [m]	3.7	3.2	2.1	1.7	3.9	6.6
Avg. Stride Freq. [Hz]	2.5	2.7	2.6	2.6	2.5	2.4
Avg. Stride Length [m]	6.1	7.2	7.1	6.9	6.6	6.3



- [] Ranking at each section and finish
- .-.- No data available at this section
- NA No data available



Horse/Jockey Name	Halfahope
Final Rank	3
Fastest Section Time (Section)	0:11.00 (1000m)
Top Speed [km/h] (Section)	66.7 (1000m)
Race State	Finished



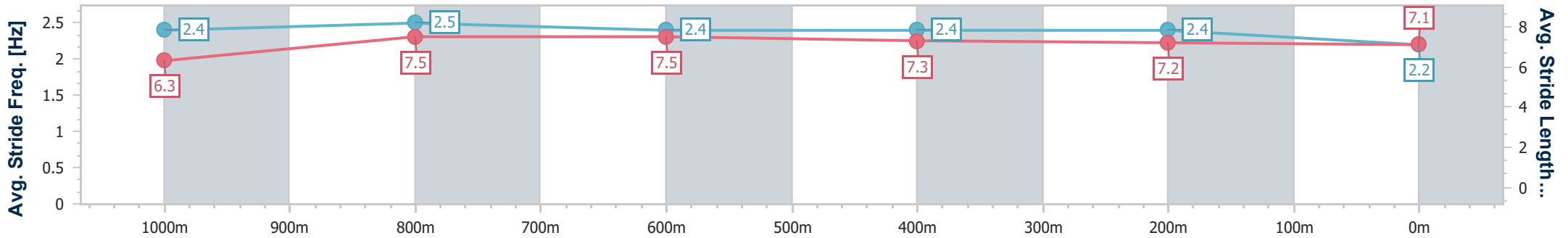
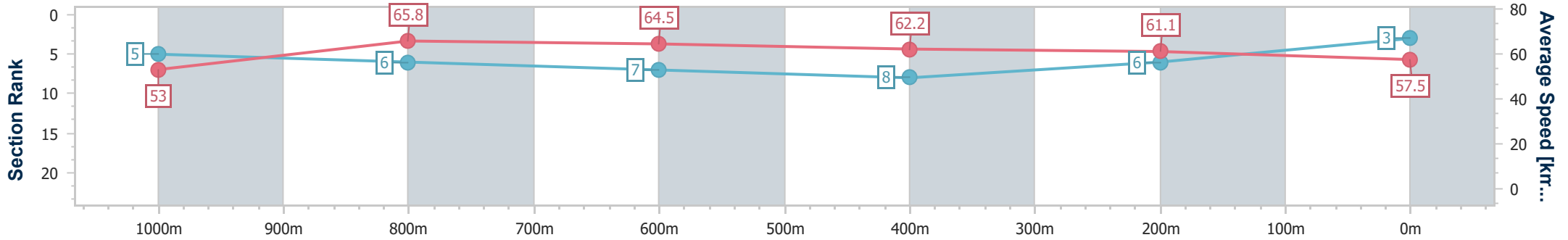
Aquis Park Gold Coast QLD Professional
Race 9: VALE PAT DUFF BENCHMARK 62 Handicap - 1200m



30 November 2024 - 18:01

Track Rating: Heavy 9, Weather: Showers, Rail Position: True

Section	Overall	1000m	800m	600m	400m	200m
Section Times	1:11.97 [3] (0:13.64)	0:58.33 [5] (0:11.00)	0:47.33 [6] (0:11.24)	0:36.09 [7] (0:11.73)	0:24.36 [8] (0:11.88)	0:12.48 [6]
Average Speed [km/h]	53.0	65.8	64.5	62.2	61.1	57.5
Top Speed [km/h]	65.9	66.7	65.7	64.5	61.6	60.5
Avg. Dist. to Rail [m]	2.7	1.6	1.8	3.0	6.5	7.1
Avg. Stride Freq. [Hz]	2.4	2.5	2.4	2.4	2.4	2.2
Avg. Stride Length [m]	6.3	7.5	7.5	7.3	7.2	7.1



- [] Ranking at each section and finish
- .-.-.- No data available at this section
- NA No data available



Horse/Jockey Name	Savour The Dream
Final Rank	4
Fastest Section Time (Section)	0:10.74 (1000m)
Top Speed [km/h] (Section)	68.5 (1000m)
Race State	Finished



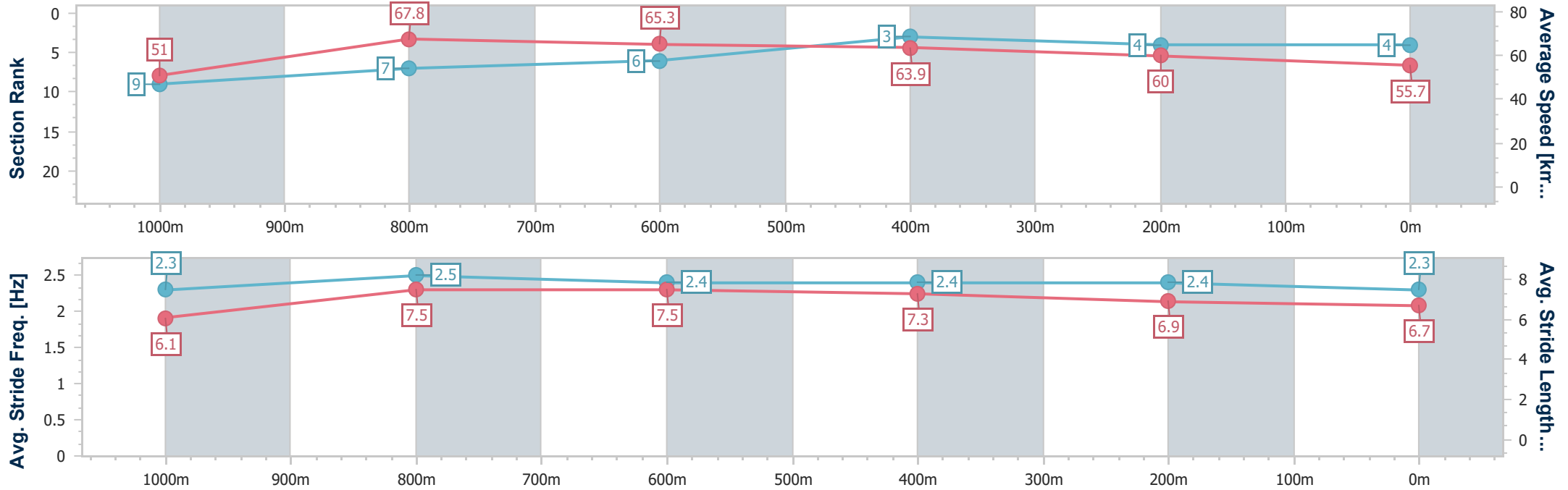
Aquis Park Gold Coast QLD Professional
Race 9: VALE PAT DUFF BENCHMARK 62 Handicap - 1200m



30 November 2024 - 18:01

Track Rating: Heavy 9, Weather: Showers, Rail Position: True

Section	Overall	1000m	800m	600m	400m	200m
Section Times	1:12.26 [4] (0:14.11)	0:58.15 [9] (0:10.74)	0:47.41 [7] (0:11.02)	0:36.39 [6] (0:11.44)	0:24.95 [3] (0:12.07)	0:12.88 [4]
Average Speed [km/h]	51.0	67.8	65.3	63.9	60.0	55.7
Top Speed [km/h]	66.4	68.5	66.8	65.8	61.5	57.6
Avg. Dist. to Rail [m]	3.2	2.1	0.9	2.2	7.6	10.4
Avg. Stride Freq. [Hz]	2.3	2.5	2.4	2.4	2.4	2.3
Avg. Stride Length [m]	6.1	7.5	7.5	7.3	6.9	6.7



- [] Ranking at each section and finish
- .-.- No data available at this section
- NA No data available



Horse/Jockey Name	Run Lucy Run
Final Rank	5
Fastest Section Time (Section)	0:10.85 (1000m)
Top Speed [km/h] (Section)	68.0 (1000m)
Race State	Finished



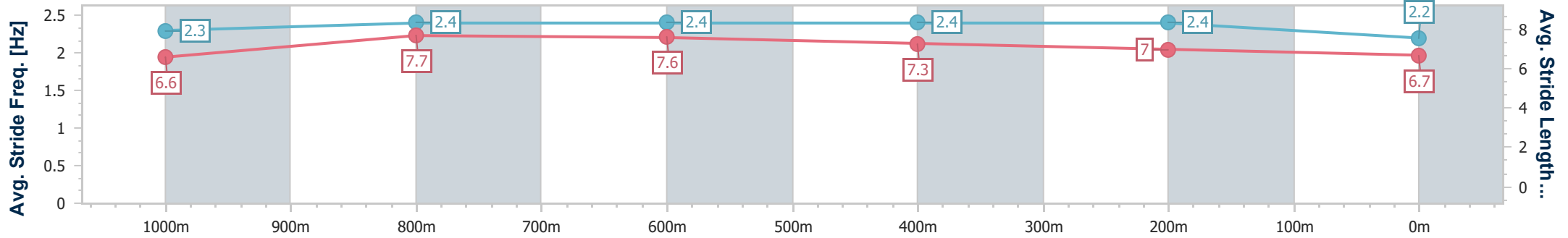
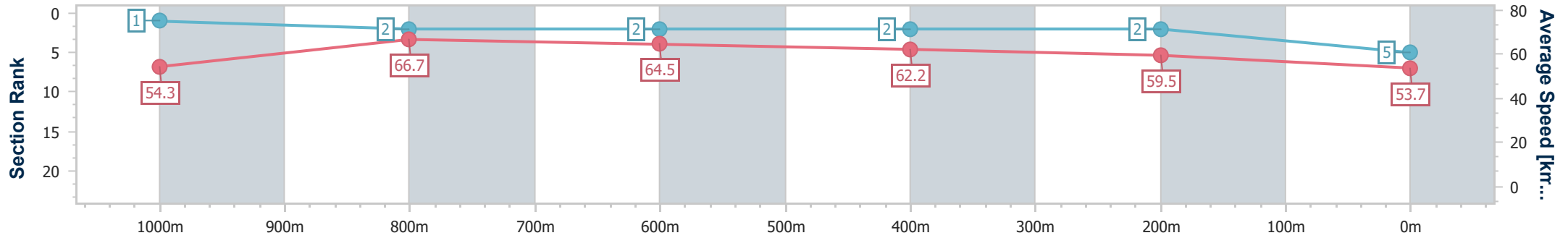
Aquis Park Gold Coast QLD Professional
Race 9: VALE PAT DUFF BENCHMARK 62 Handicap - 1200m



30 November 2024 - 18:01

Track Rating: Heavy 9, Weather: Showers, Rail Position: True

Section	Overall	1000m	800m	600m	400m	200m
Section Times	1:12.29 [5] (0:13.26)	0:59.03 [1] (0:10.85)	0:48.18 [2] (0:11.15)	0:37.03 [2] (0:11.53)	0:25.50 [2] (0:12.11)	0:13.39 [2] (0:13.39)
Average Speed [km/h]	54.3	66.7	64.5	62.2	59.5	53.7
Top Speed [km/h]	67.5	68.0	66.4	63.1	60.9	56.5
Avg. Dist. to Rail [m]	0.7	0.9	0.5	0.5	2.2	4.4
Avg. Stride Freq. [Hz]	2.3	2.4	2.4	2.4	2.4	2.2
Avg. Stride Length [m]	6.6	7.7	7.6	7.3	7.0	6.7



- [] Ranking at each section and finish
- .-.- No data available at this section
- NA No data available



Horse/Jockey Name	I Stole It
Final Rank	6
Fastest Section Time (Section)	0:10.79 (1000m)
Top Speed [km/h] (Section)	67.6 (1000m)
Race State	Finished



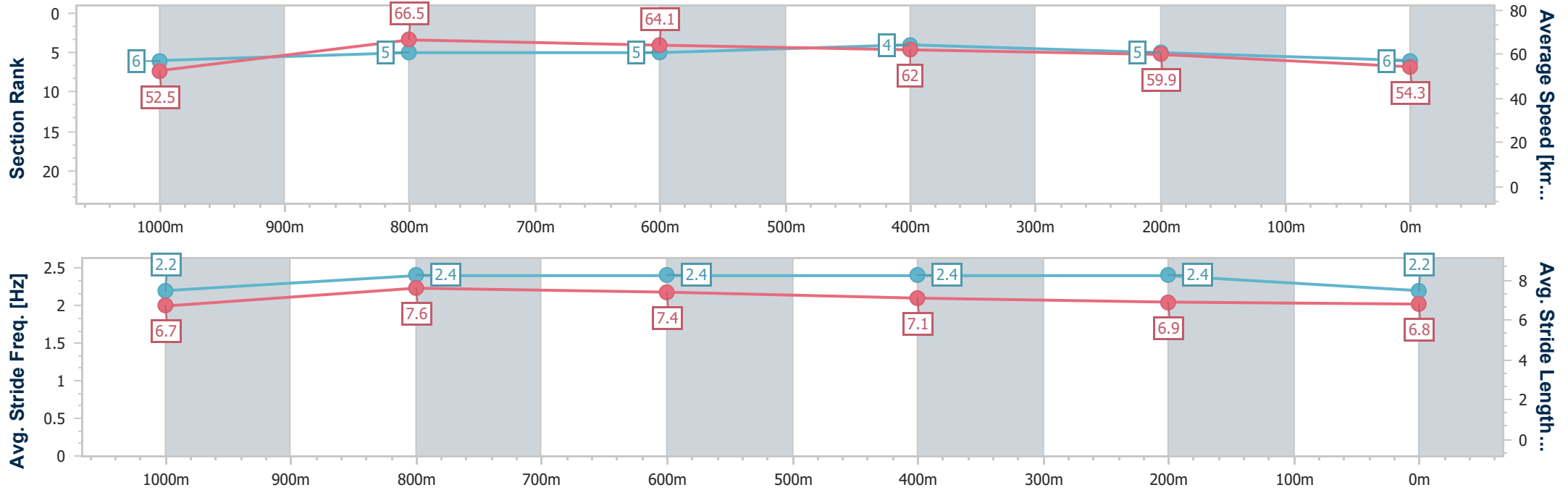
Aquis Park Gold Coast QLD Professional
Race 9: VALE PAT DUFF BENCHMARK 62 Handicap - 1200m



30 November 2024 - 18:01

Track Rating: Heavy 9, Weather: Showers, Rail Position: True

Section	Overall	1000m	800m	600m	400m	200m
Section Times	1:12.66 [6] (0:13.73)	0:58.93 [6] (0:10.79)	0:48.14 [5] (0:11.25)	0:36.89 [5] (0:11.63)	0:25.26 [4] (0:12.01)	0:13.25 [5]
Average Speed [km/h]	52.5	66.5	64.1	62.0	59.9	54.3
Top Speed [km/h]	66.1	67.6	66.3	64.1	63.0	57.8
Avg. Dist. to Rail [m]	1.1	0.7	0.8	0.4	1.6	2.5
Avg. Stride Freq. [Hz]	2.2	2.4	2.4	2.4	2.4	2.2
Avg. Stride Length [m]	6.7	7.6	7.4	7.1	6.9	6.8



- [] Ranking at each section and finish
- .-.- No data available at this section
- NA No data available



Horse/Jockey Name	Lizzie's Gem
Final Rank	7
Fastest Section Time (Section)	0:10.92 (1000m)
Top Speed [km/h] (Section)	69.6 (1000m)
Race State	Finished



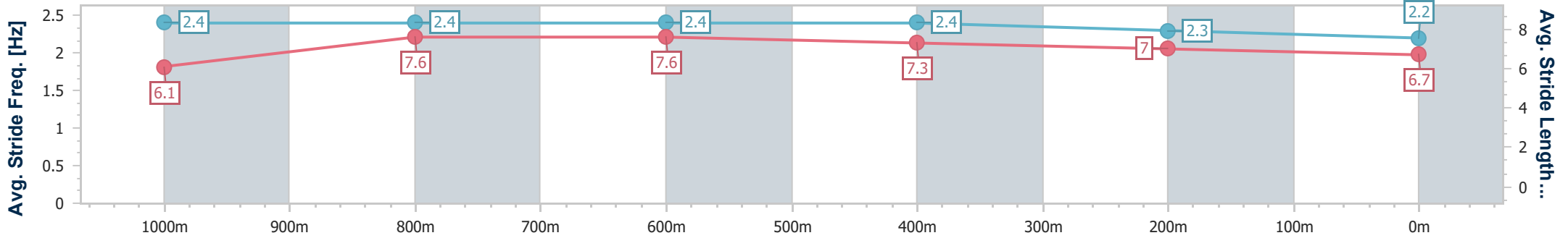
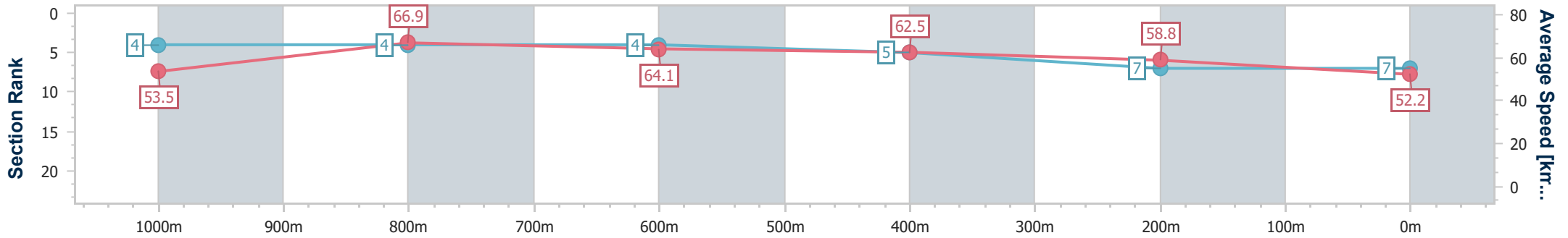
Aquis Park Gold Coast QLD Professional
Race 9: VALE PAT DUFF BENCHMARK 62 Handicap - 1200m



30 November 2024 - 18:01

Track Rating: Heavy 9, Weather: Showers, Rail Position: True

Section	Overall	1000m	800m	600m	400m	200m
Section Times	1:13.49 [7] (0:13.48)	1:00.01 [4] (0:10.92)	0:49.09 [4] (0:11.32)	0:37.77 [4] (0:11.70)	0:26.07 [5] (0:12.30)	0:13.77 [7] (0:13.77)
Average Speed [km/h]	53.5	66.9	64.1	62.5	58.8	52.2
Top Speed [km/h]	68.3	69.6	65.8	63.7	62.2	56.8
Avg. Dist. to Rail [m]	4.6	3.5	2.7	2.5	5.2	6.4
Avg. Stride Freq. [Hz]	2.4	2.4	2.4	2.4	2.3	2.2
Avg. Stride Length [m]	6.1	7.6	7.6	7.3	7.0	6.7



- [] Ranking at each section and finish
- .-.- No data available at this section
- NA No data available



Horse/Jockey Name	London Point
Final Rank	8
Fastest Section Time (Section)	0:11.04 (1000m)
Top Speed [km/h] (Section)	67.2 (1000m)
Race State	Finished



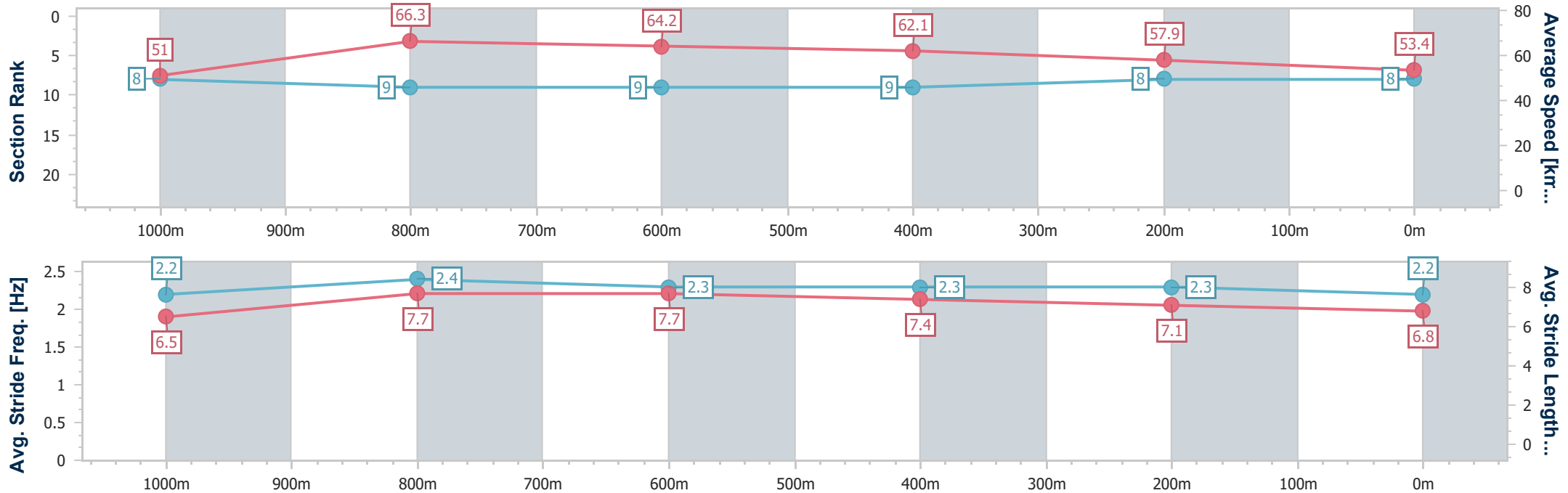
Aquis Park Gold Coast QLD Professional
Race 9: VALE PAT DUFF BENCHMARK 62 Handicap - 1200m



30 November 2024 - 18:01

Track Rating: Heavy 9, Weather: Showers, Rail Position: True

Section	Overall	1000m	800m	600m	400m	200m
Section Times	1:13.86 [8] (0:14.10)	0:59.76 [8] (0:11.04)	0:48.72 [9] (0:11.25)	0:37.47 [9] (0:11.59)	0:25.88 [9] (0:12.40)	0:13.48 [8] (0:13.48)
Average Speed [km/h]	51.0	66.3	64.2	62.1	57.9	53.4
Top Speed [km/h]	66.4	67.2	65.5	64.3	59.5	55.8
Avg. Dist. to Rail [m]	6.8	3.7	1.4	0.6	2.2	4.2
Avg. Stride Freq. [Hz]	2.2	2.4	2.3	2.3	2.3	2.2
Avg. Stride Length [m]	6.5	7.7	7.7	7.4	7.1	6.8



- [] Ranking at each section and finish
- .-.- No data available at this section
- NA No data available



Horse/Jockey Name	Black Minto
Final Rank	9
Fastest Section Time (Section)	0:10.90 (1000m)
Top Speed [km/h] (Section)	67.1 (1000m)
Race State	Finished



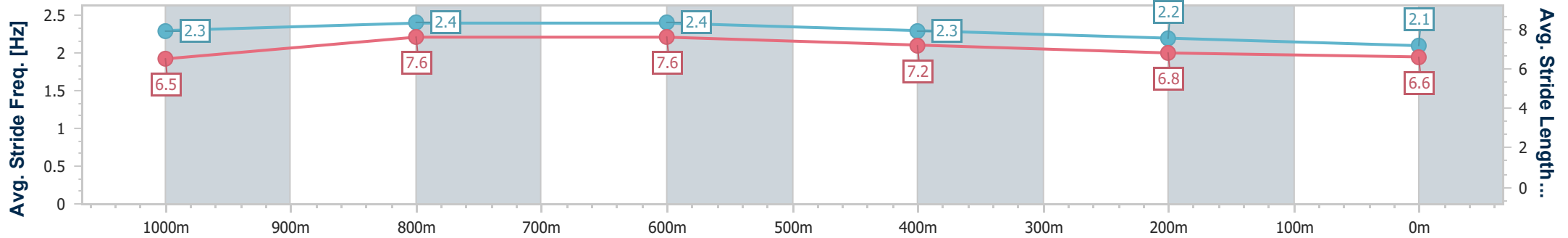
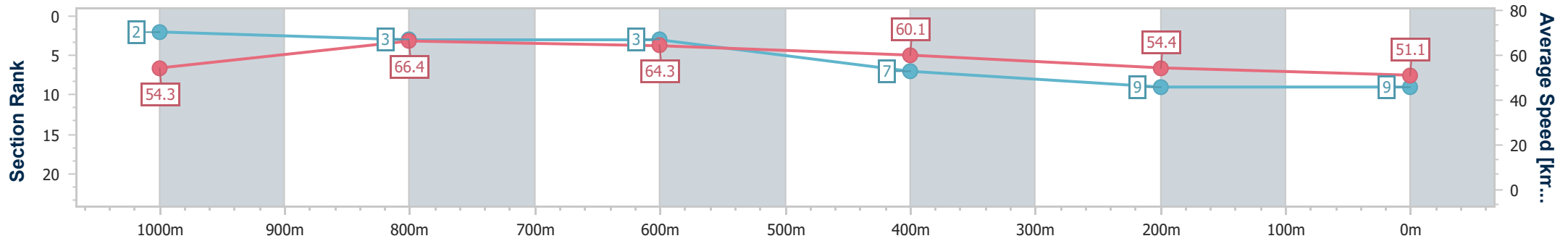
Aquis Park Gold Coast QLD Professional
Race 9: VALE PAT DUFF BENCHMARK 62 Handicap - 1200m



30 November 2024 - 18:01

Track Rating: Heavy 9, Weather: Showers, Rail Position: True

Section	Overall	1000m	800m	600m	400m	200m
Section Times	1:14.77 [9] (0:13.30)	1:01.47 [2] (0:10.90)	0:50.57 [3] (0:11.20)	0:39.37 [3] (0:12.07)	0:27.30 [7] (0:13.24)	0:14.06 [9] (0:14.06)
Average Speed [km/h]	54.3	66.4	64.3	60.1	54.4	51.1
Top Speed [km/h]	67.0	67.1	66.9	62.4	56.2	52.8
Avg. Dist. to Rail [m]	1.8	1.4	1.1	0.9	4.7	7.0
Avg. Stride Freq. [Hz]	2.3	2.4	2.4	2.3	2.2	2.1
Avg. Stride Length [m]	6.5	7.6	7.6	7.2	6.8	6.6



- [] Ranking at each section and finish
- .-.- No data available at this section
- NA No data available