



Townsville QLD Professional
Race 1: TOWNSVILLE EARTH MOVING QTIS Three-Year-Old Handicap - 1609m
13 December 2024 - 11:20



Track Rating: Soft 6, Weather: Overcast, Rail Position: True

Section		Overall	1400m	1200m	1000m	800m	600m	400m	Last 600m				
Field Times		1:38.36 (0:14.74)	1:23.62 (0:12.32)	1:11.30 (0:12.36)	0:58.94 (0:12.39)	0:46.55 (0:11.87)	0:34.68 (0:11.47)	0:23.21 (0:11.38)	0:34.68				
Rank	TAB Horse/Jockey	Barrier	Top Speed [km/h]	Fastest Section									Distance Travelled [m]
1	1 WELL HELD Ryan Wiggins	4	64.1 400m	0:11.38 400m	1:38.36 [1] (0:14.85)	1:23.51 [2] (0:12.21)	1:11.30 [1] (0:12.36)	0:58.94 [1] (0:12.40)	0:46.54 [2] (0:11.90)	0:34.64 [2] (0:11.43)	0:23.21 [1] (0:11.38)	0:34.64	
2	4 SOGOYA Nathan Day	2	64.6 600m	0:11.42 400m	1:38.86 [2] (0:15.04)	1:23.82 [3] (0:12.52)	1:11.30 [4] (0:12.13)	0:59.17 [3] (0:12.44)	0:46.73 [3] (0:11.88)	0:34.85 [4] (0:11.53)	0:23.32 [4] (0:11.42)	0:34.85	+0
3	6 MISHANI BURN Chelsea Jokic	1	63.8 600m	0:11.61 400m	1:39.06 [3] (0:15.28)	1:23.78 [4] (0:12.13)	1:11.65 [3] (0:12.02)	0:59.63 [2] (0:12.38)	0:47.25 [1] (0:11.87)	0:35.38 [1] (0:11.62)	0:23.76 [2] (0:11.61)	0:35.38	+0
4	3 UNDER THE SHADOW Pietro Romeo	5	64.6 400m	0:11.52 400m	1:39.25 [4] (0:15.42)	1:23.83 [5] (0:12.38)	1:11.45 [5] (0:12.12)	0:59.33 [5] (0:12.38)	0:46.95 [5] (0:11.90)	0:35.05 [5] (0:11.66)	0:23.39 [5] (0:11.52)	0:35.05	+1
5	7 TRUSTING STAR Isabella Teh	3	63.4 600m	0:11.53 600m	1:39.51 [5] (0:14.74)	1:24.77 [1] (0:12.58)	1:12.19 [2] (0:12.43)	0:59.76 [4] (0:12.41)	0:47.35 [4] (0:11.83)	0:35.52 [3] (0:11.53)	0:23.99 [3] (0:11.69)	0:35.52	-4

Scratched: Woodstock Rock (#2), Sunshinyday (#5)

[] Ranking at each section and finish
 -:-:- No data available at this section
 NA No data available

SCN Saddle cloth number
 DNF Did not finish
 DNT Did not track



Townsville QLD Professional

Race 1: TOWNSVILLE EARTH MOVING QTIS Three-Year-Old Handicap - 1609m

13 December 2024 - 11:20



Track Rating: Soft 6, Weather: Overcast, Rail Position: True

Section							200m			Last 600m
Field Times							0:11.83 (0:11.83)			0:34.68
Rank	TAB	Horse/Jockey	Barrier	Top Speed [km/h]	Fastest Section	Margin			Distance Travelled [m]	
1	1	WELL HELD Ryan Wiggins	4	64.1 400m	0:11.38 400m	0:11.83 [1] (0:11.83)	1:38.36		0:34.64	
2	4	SOGOYA Nathan Day	2	64.6 600m	0:11.42 400m	0:11.90 [3] (0:11.90)	2.94L		0:34.85 +0	
3	6	MISHANI BURN Chelsea Jokic	1	63.8 600m	0:11.61 400m	0:12.15 [2] (0:12.15)	4.12L		0:35.38 +0	
4	3	UNDER THE SHADOW Pietro Romeo	5	64.6 400m	0:11.52 400m	0:11.87 [5] (0:11.87)	5.24L		0:35.05 +1	
5	7	TRUSTING STAR Isabella Teh	3	63.4 600m	0:11.53 600m	0:12.30 [4] (0:12.30)	6.8L		0:35.52 -4	

Scratched: Woodstock Rock (#2), Sunshinyday (#5)

[] Ranking at each section and finish
 -:-:-:- No data available at this section
 NA No data available

SCN Saddle cloth number
 DNF Did not finish
 DNT Did not track



Horse/Jockey Name	Well Held
Final Rank	1
Fastest Section Time (Section)	0:11.38 (400m)
Top Speed [km/h] (Section)	64.1 (400m)
Race State	Finished



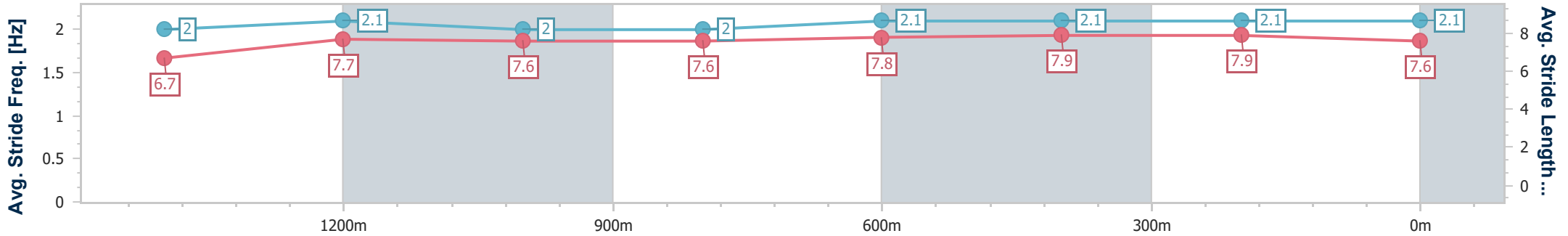
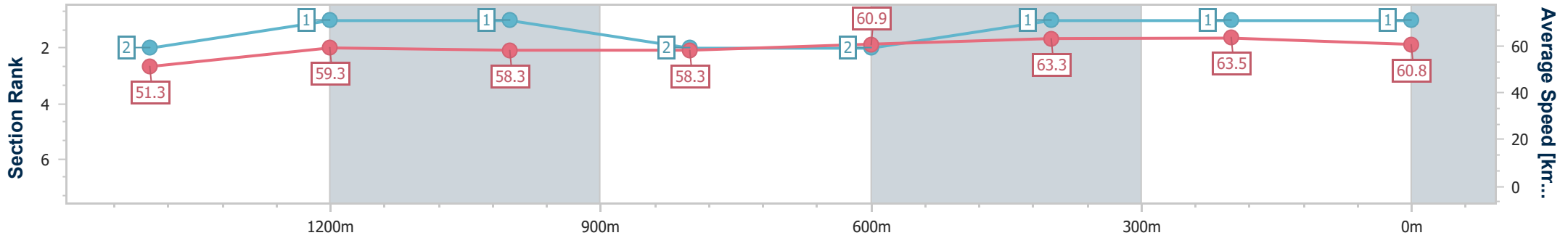
Townsville QLD Professional
Race 1: TOWNSVILLE EARTH MOVING QTIS Three-Year-Old Handicap - 1609m



13 December 2024 - 11:20

Track Rating: Soft 6, Weather: Overcast, Rail Position: True

Section	Overall	1400m	1200m	1000m	800m	600m	400m	200m
Section Times	1:38.36 [1] (0:14.85)	1:23.51 [2] (0:12.21)	1:11.30 [1] (0:12.36)	0:58.94 [1] (0:12.40)	0:46.54 [2] (0:11.90)	0:34.64 [2] (0:11.43)	0:23.21 [1] (0:11.38)	0:11.83 [1] (0:11.83)
Average Speed [km/h]	51.3	59.3	58.3	58.3	60.9	63.3	63.5	60.8
Top Speed [km/h]	60.3	61.5	60.1	59.4	62.9	63.9	64.1	62.7
Avg. Dist. to Rail [m]	6.7	1.8	0.5	1.1	0.9	1.2	2.0	2.0
Avg. Stride Freq. [Hz]	2.0	2.1	2.0	2.0	2.1	2.1	2.1	2.1
Avg. Stride Length [m]	6.7	7.7	7.6	7.6	7.8	7.9	7.9	7.6



- [] Ranking at each section and finish
- .-.- No data available at this section
- NA No data available



Horse/Jockey Name	Sogoya
Final Rank	2
Fastest Section Time (Section)	0:11.42 (400m)
Top Speed [km/h] (Section)	64.6 (600m)
Race State	Finished



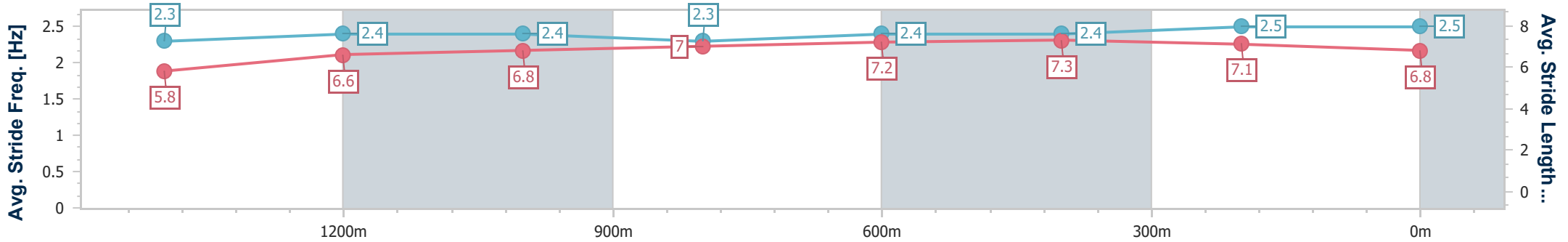
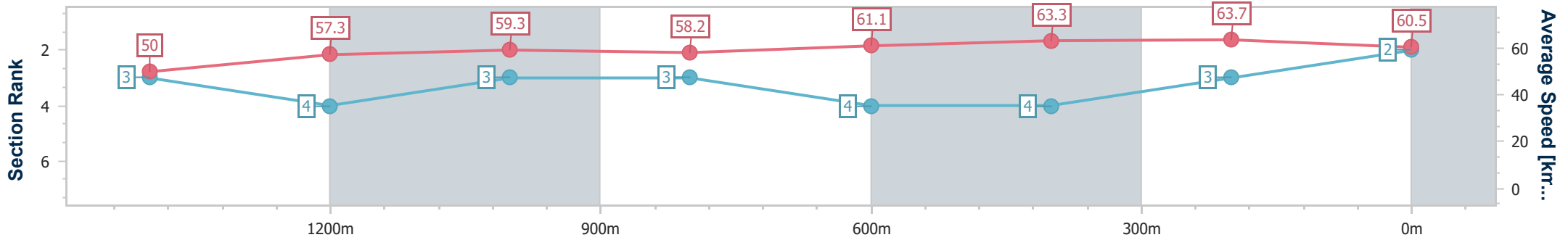
Townsville QLD Professional
Race 1: TOWNSVILLE EARTH MOVING QTIS Three-Year-Old
Handicap - 1609m



13 December 2024 - 11:20

Track Rating: Soft 6, Weather: Overcast, Rail Position: True

Section	Overall	1400m	1200m	1000m	800m	600m	400m	200m					
Section Times	1:38.86 [2] (0:15.04)	1:23.82 [3] (0:12.52)	1:11.30 [4] (0:12.13)	0:59.17 [3] (0:12.44)	0:46.73 [3] (0:11.88)	0:34.85 [4] (0:11.53)	0:23.32 [4] (0:11.42)	0:11.90 [3] (0:11.90)					
Average Speed [km/h]	50.0	57.3	59.3	58.2	61.1	63.3	63.7	60.5					
Top Speed [km/h]	58.6	59.3	60.5	59.9	63.7	64.6	64.2	64.0					
Avg. Dist. to Rail [m]	2.9	1.1	0.5	1.3	1.7	3.1	5.5	5.7					
Avg. Stride Freq. [Hz]	2.3	2.4	2.4	2.3	2.4	2.4	2.5	2.5					
Avg. Stride Length [m]	5.8	6.6	6.8	7.0	7.2	7.3	7.1	6.8					



- [] Ranking at each section and finish
- .-.- No data available at this section
- NA No data available



Horse/Jockey Name	Mishani Burn
Final Rank	3
Fastest Section Time (Section)	0:11.61 (400m)
Top Speed [km/h] (Section)	63.8 (600m)
Race State	Finished



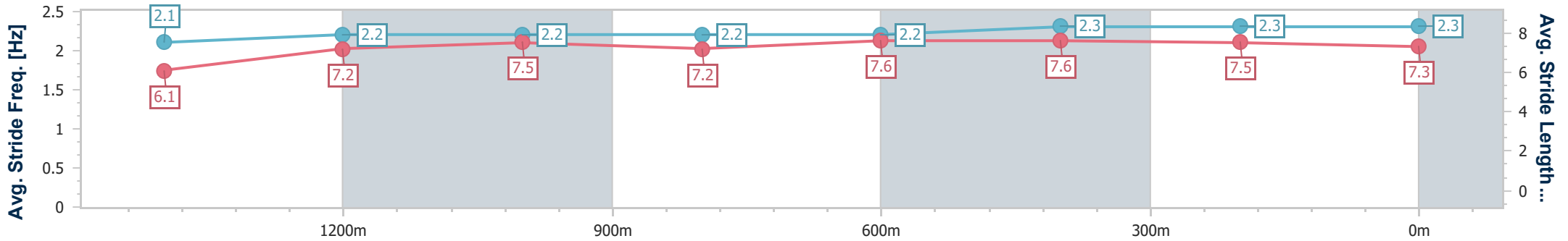
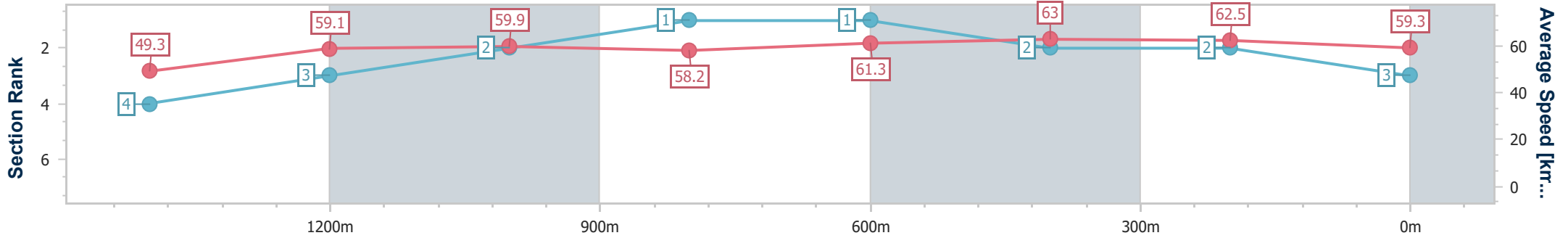
Townsville QLD Professional
Race 1: TOWNSVILLE EARTH MOVING QTIS Three-Year-Old
Handicap - 1609m



13 December 2024 - 11:20

Track Rating: Soft 6, Weather: Overcast, Rail Position: True

Section	Overall	1400m	1200m	1000m	800m	600m	400m	200m
Section Times	1:39.06 [3] (0:15.28)	1:23.78 [4] (0:12.13)	1:11.65 [3] (0:12.02)	0:59.63 [2] (0:12.38)	0:47.25 [1] (0:11.87)	0:35.38 [1] (0:11.62)	0:23.76 [2] (0:11.61)	0:12.15 [2] (0:12.15)
Average Speed [km/h]	49.3	59.1	59.9	58.2	61.3	63.0	62.5	59.3
Top Speed [km/h]	60.0	60.9	62.4	58.9	62.5	63.8	63.1	62.1
Avg. Dist. to Rail [m]	2.1	0.6	0.9	1.0	2.0	3.7	4.5	4.1
Avg. Stride Freq. [Hz]	2.1	2.2	2.2	2.2	2.2	2.3	2.3	2.3
Avg. Stride Length [m]	6.1	7.2	7.5	7.2	7.6	7.6	7.5	7.3



- [] Ranking at each section and finish
- .-.- No data available at this section
- NA No data available



Horse/Jockey Name	Under The Shadow
Final Rank	4
Fastest Section Time (Section)	0:11.52 (400m)
Top Speed [km/h] (Section)	64.6 (400m)
Race State	Finished



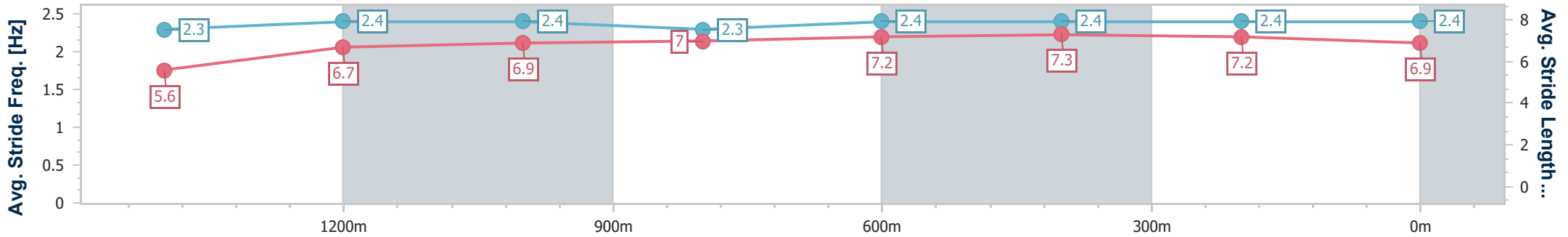
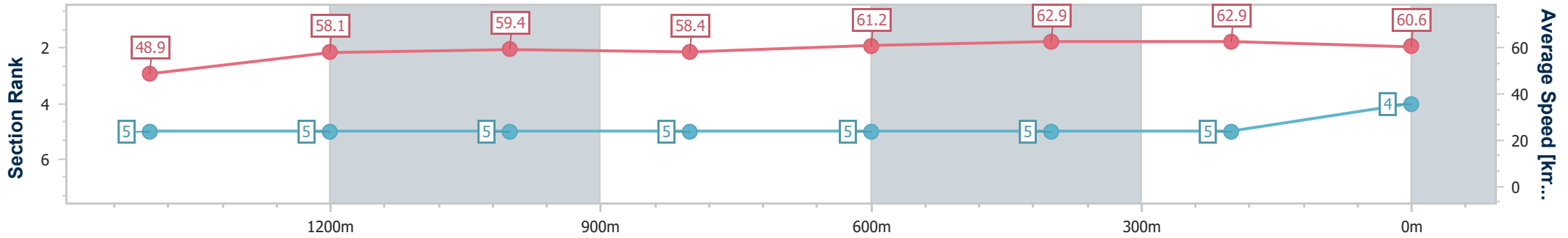
Townsville QLD Professional
Race 1: TOWNSVILLE EARTH MOVING QTIS Three-Year-Old
Handicap - 1609m



13 December 2024 - 11:20

Track Rating: Soft 6, Weather: Overcast, Rail Position: True

Section	Overall	1400m	1200m	1000m	800m	600m	400m	200m					
Section Times	1:39.25 [4] (0:15.42)	1:23.83 [5] (0:12.38)	1:11.45 [5] (0:12.12)	0:59.33 [5] (0:12.38)	0:46.95 [5] (0:11.90)	0:35.05 [5] (0:11.66)	0:23.39 [5] (0:11.52)	0:11.87 [5] (0:11.87)					
Average Speed [km/h]	48.9	58.1	59.4	58.4	61.2	62.9	62.9	60.6					
Top Speed [km/h]	60.3	60.2	62.1	61.0	64.2	64.3	64.6	63.2					
Avg. Dist. to Rail [m]	4.0	0.5	0.6	1.2	2.4	3.6	5.5	5.6					
Avg. Stride Freq. [Hz]	2.3	2.4	2.4	2.3	2.4	2.4	2.4	2.4					
Avg. Stride Length [m]	5.6	6.7	6.9	7.0	7.2	7.3	7.2	6.9					



- [] Ranking at each section and finish
- .-.- No data available at this section
- NA No data available



Horse/Jockey Name	Trusting Star
Final Rank	5
Fastest Section Time (Section)	0:11.53 (600m)
Top Speed [km/h] (Section)	63.4 (600m)
Race State	Finished



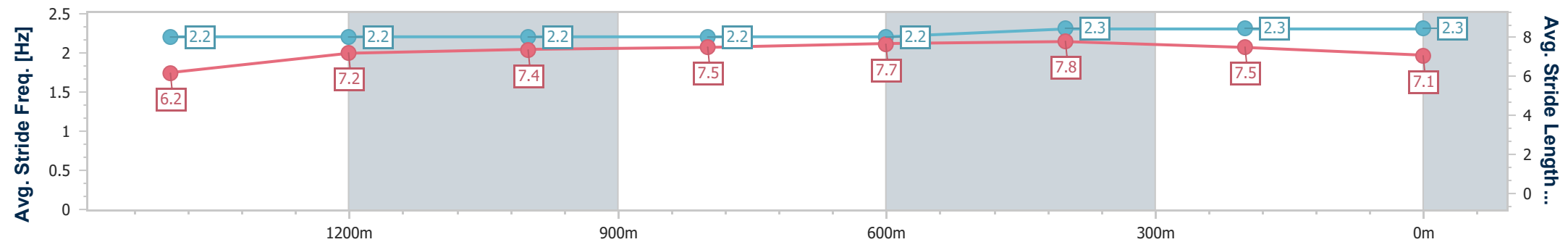
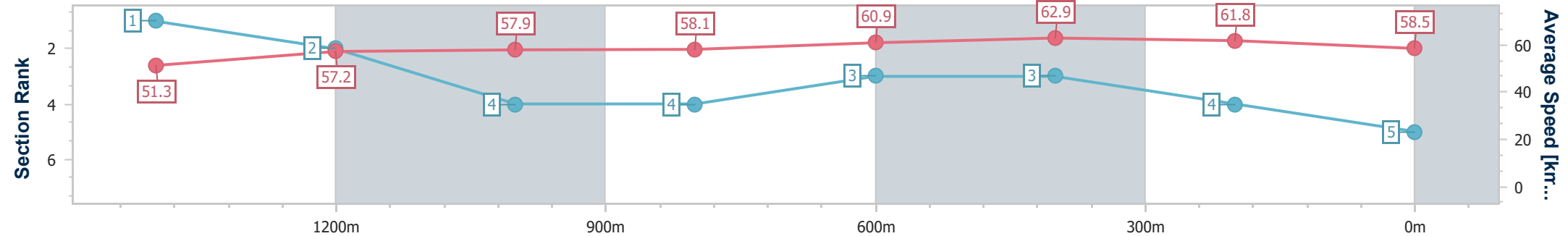
Townsville QLD Professional
Race 1: TOWNSVILLE EARTH MOVING QTIS Three-Year-Old
Handicap - 1609m



13 December 2024 - 11:20

Track Rating: Soft 6, Weather: Overcast, Rail Position: True

Section	Overall	1400m	1200m	1000m	800m	600m	400m	200m					
Section Times	1:39.51 [5] (0:14.74)	1:24.77 [1] (0:12.58)	1:12.19 [2] (0:12.43)	0:59.76 [4] (0:12.41)	0:47.35 [4] (0:11.83)	0:35.52 [3] (0:11.53)	0:23.99 [3] (0:11.69)	0:12.30 [4] (0:12.30)					
Average Speed [km/h]	51.3	57.2	57.9	58.1	60.9	62.9	61.8	58.5					
Top Speed [km/h]	61.1	58.9	59.9	59.7	62.8	63.4	62.4	60.4					
Avg. Dist. to Rail [m]	4.7	0.7	0.5	0.7	0.6	1.2	1.6	2.4					
Avg. Stride Freq. [Hz]	2.2	2.2	2.2	2.2	2.2	2.3	2.3	2.3					
Avg. Stride Length [m]	6.2	7.2	7.4	7.5	7.7	7.8	7.5	7.1					



- [] Ranking at each section and finish
- .-.- No data available at this section
- NA No data available



Townsville QLD Professional

Race 2: TOWNSVILLE AUTOMOTIVE Maiden Handicap - 1200m

13 December 2024 - 11:54



Track Rating: Soft 6, Weather: Overcast, Rail Position: True

Section		Field Times										Last 600m					
		Overall	1000m	800m	600m	400m	200m						0:34.84				
		1:10.62 (0:13.72)	0:56.90 (0:10.91)	0:45.99 (0:11.15)	0:34.84 (0:11.54)	0:23.30 (0:11.52)	0:11.78 (0:11.78)										
Rank	TAB	Horse/Jockey	Barrier	Top Speed [km/h]	Fastest Section											Margin	Distance Travelled [m]
1	3	BRANDS Warwick Satherley	9	67.3 800m	0:10.99 800m	1:10.62 [1] (0:14.30)	0:56.32 [9] (0:11.01)	0:45.31 [9] (0:10.99)	0:34.32 [9] (0:11.38)	0:22.94 [8] (0:11.47)	0:11.47 [4] (0:11.47)	1:10.62	0:34.32				
2	1	BINGHAMTON Wanderson D'Avila	12	69.1 1000m	0:10.83 1000m	1:10.72 [2] (0:14.09)	0:56.63 [5] (0:10.83)	0:45.80 [6] (0:11.18)	0:34.62 [6] (0:11.39)	0:23.23 [5] (0:11.40)	0:11.83 [2] (0:11.83)	0.56L	0:34.62	+5			
3	7	PRIDE OF THE BIG FISH Pietro Romeo	11	68.1 Overall	0:10.99 1000m	1:10.78 [3] (0:13.86)	0:56.92 [4] (0:10.99)	0:45.93 [5] (0:11.22)	0:34.71 [5] (0:11.25)	0:23.46 [2] (0:11.52)	0:11.94 [1] (0:11.94)	0.9L	0:34.71	+3			
4	13	HOLD MY HALO Scott Sheargold	6	68.1 1000m	0:11.03 1000m	1:10.98 [4] (0:14.44)	0:56.54 [11] (0:11.03)	0:45.51 [11] (0:11.08)	0:34.43 [11] (0:11.39)	0:23.04 [12] (0:11.46)	0:11.58 [8] (0:11.58)	2.08L	0:34.43	-2			
5	9	THE GENERAL TALKS Adam Sewell	5	67.5 800m	0:10.96 800m	1:11.17 [5] (0:14.63)	0:56.54 [12] (0:11.16)	0:45.38 [12] (0:10.96)	0:34.42 [12] (0:11.11)	0:23.31 [11] (0:11.43)	0:11.88 [6] (0:11.88)	3.23L	0:34.42	+2			
6	2	GOODNIGHT ROMEO Graham Kliese	2	67.9 Overall	0:10.97 1000m	1:11.38 [6] (0:13.72)	0:57.66 [1] (0:10.97)	0:46.69 [3] (0:11.21)	0:35.48 [3] (0:11.49)	0:23.99 [4] (0:11.63)	0:12.36 [3] (0:12.36)	4.43L	0:35.48	-3			
7	12	ELIZABETHAN Raul Silvera Olivera	4	67.1 800m	0:10.91 800m	1:11.43 [7] (0:14.79)	0:56.64 [13] (0:11.14)	0:45.50 [13] (0:10.91)	0:34.59 [13] (0:11.25)	0:23.34 [13] (0:11.45)	0:11.89 [12] (0:11.89)	4.72L	0:34.59	-6			
8	11	WHATA BOBBI DAZZLA Isabella Teh	10	68.9 1000m	0:10.80 1000m	1:11.54 [8] (0:14.14)	0:57.40 [6] (0:10.80)	0:46.60 [7] (0:11.22)	0:35.38 [7] (0:11.42)	0:23.96 [7] (0:11.69)	0:12.27 [5] (0:12.27)	5.4L	0:35.38	+1			
9	14	RISING PROPHET Denicious Smith	13	67.9 1000m	0:11.02 800m	1:11.75 [9] (0:14.41)	0:57.34 [10] (0:11.06)	0:46.28 [10] (0:11.02)	0:35.26 [10] (0:11.23)	0:24.03 [10] (0:11.60)	0:12.43 [7] (0:12.43)	6.64L	0:35.26	+4			
10	6	RUN FREDDIE RUN Chelsea Jokic	1	67.1 Overall	0:11.02 800m	1:12.06 [10] (0:14.15)	0:57.91 [7] (0:11.05)	0:46.86 [8] (0:11.02)	0:35.84 [8] (0:11.48)	0:24.36 [9] (0:11.72)	0:12.64 [10] (0:12.64)	8.46L	0:35.84	-7			

Scratched: Not Worth It (#4)

[] Ranking at each section and finish
 -:-:- No data available at this section
 NA No data available

SCN Saddle cloth number
 DNF Did not finish
 DNT Did not track



Townsville QLD Professional

Race 2: TOWNSVILLE AUTOMOTIVE Maiden Handicap - 1200m

13 December 2024 - 11:54



Track Rating: Soft 6, Weather: Overcast, Rail Position: True

Section		Overall	1000m	800m	600m	400m	200m	Last 600m					
Field Times		1:10.62 (0:13.72)	0:56.90 (0:10.91)	0:45.99 (0:11.15)	0:34.84 (0:11.54)	0:23.30 (0:11.52)	0:11.78 (0:11.78)	0:34.84					
Rank	TAB Horse/Jockey	Barrier	Top Speed [km/h]	Fastest Section	Margin							Distance Travelled [m]	
11	10 THE JUDGING SAINT Tasha Chambers	8	68.8 Overall	0:10.82 1000m	1:12.38 [11] (0:13.84)	0:58.54 [3] (0:10.82)	0:47.72 [2] (0:11.15)	0:36.57 [2] (0:11.52)	0:25.05 [3] (0:12.08)	0:12.97 [9] (0:12.97)	10.32L	0:36.57	+1
12	8 TAKE A DIVE Adrian Layt	7	68.1 1000m	0:10.66 1000m	1:12.41 [12] (0:14.18)	0:58.23 [8] (0:10.66)	0:47.57 [4] (0:11.07)	0:36.50 [4] (0:11.60)	0:24.90 [6] (0:12.07)	0:12.83 [13] (0:12.83)	10.53L	0:36.50	-7
13	5 COOL MACAW Nathan Day	3	69.1 1000m	0:10.80 1000m	1:12.63 [13] (0:13.83)	0:58.80 [2] (0:10.80)	0:48.00 [1] (0:11.15)	0:36.85 [1] (0:11.54)	0:25.31 [1] (0:12.20)	0:13.11 [11] (0:13.11)	11.78L	0:36.85	-3

Scratched: Not Worth It (#4)



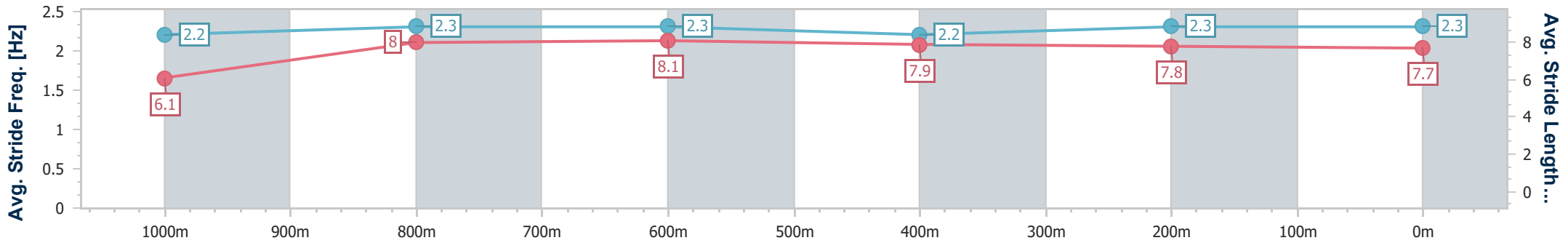
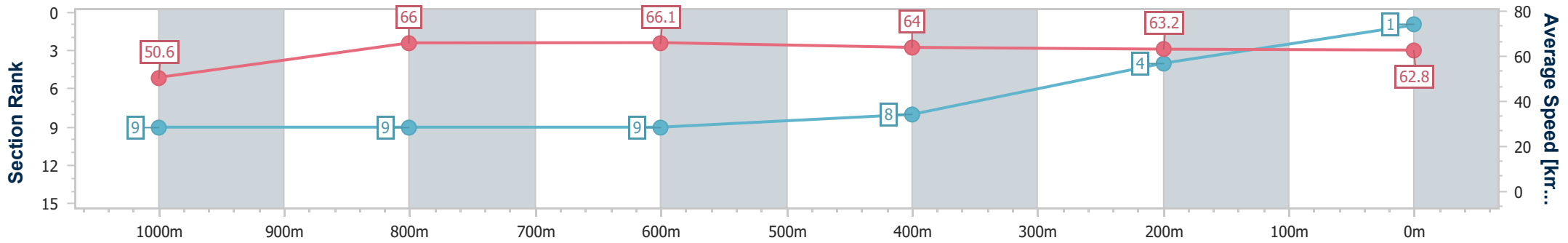
Horse/Jockey Name	Brands
Final Rank	1
Fastest Section Time (Section)	0:10.99 (800m)
Top Speed [km/h] (Section)	67.3 (800m)
Race State	Finished



Townsville QLD Professional
 Race 2: TOWNSVILLE AUTOMOTIVE Maiden Handicap - 1200m
 13 December 2024 - 11:54
 Track Rating: Soft 6, Weather: Overcast, Rail Position: True



Section	Overall	1000m	800m	600m	400m	200m
Section Times	1:10.62 [1] (0:14.30)	0:56.32 [9] (0:11.01)	0:45.31 [9] (0:10.99)	0:34.32 [9] (0:11.38)	0:22.94 [8] (0:11.47)	0:11.47 [4]
Average Speed [km/h]	50.6	66.0	66.1	64.0	63.2	62.8
Top Speed [km/h]	66.9	67.2	67.3	64.6	63.9	63.7
Avg. Dist. to Rail [m]	8.5	2.1	1.9	2.3	5.0	4.6
Avg. Stride Freq. [Hz]	2.2	2.3	2.3	2.2	2.3	2.3
Avg. Stride Length [m]	6.1	8.0	8.1	7.9	7.8	7.7



- [] Ranking at each section and finish
- .-.- No data available at this section
- NA No data available



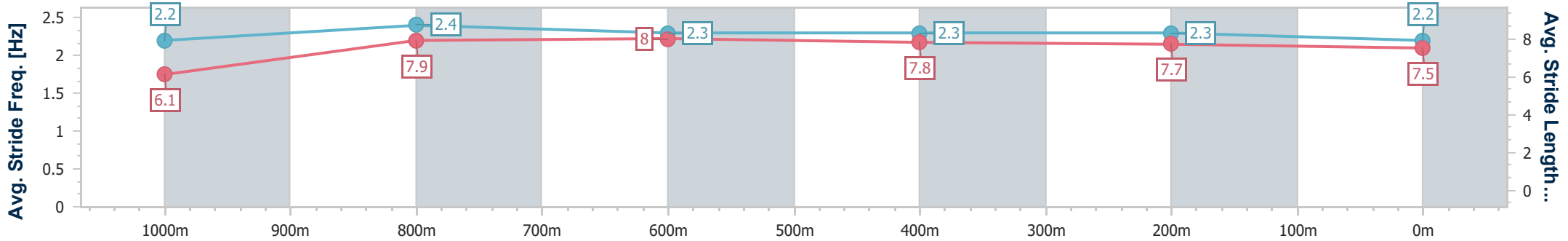
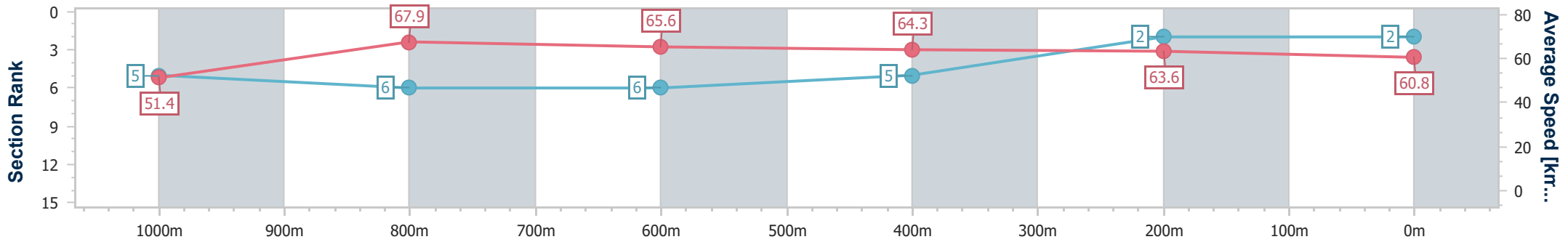
Horse/Jockey Name	Binghamton
Final Rank	2
Fastest Section Time (Section)	0:10.83 (1000m)
Top Speed [km/h] (Section)	69.1 (1000m)
Race State	Finished



Townsville QLD Professional
 Race 2: TOWNSVILLE AUTOMOTIVE Maiden Handicap - 1200m
 13 December 2024 - 11:54
 Track Rating: Soft 6, Weather: Overcast, Rail Position: True



Section	Overall	1000m	800m	600m	400m	200m
Section Times	1:10.72 [2] (0:14.09)	0:56.63 [5] (0:10.83)	0:45.80 [6] (0:11.18)	0:34.62 [6] (0:11.39)	0:23.23 [5] (0:11.40)	0:11.83 [2] (0:11.83)
Average Speed [km/h]	51.4	67.9	65.6	64.3	63.6	60.8
Top Speed [km/h]	68.4	69.1	66.9	65.0	64.4	62.9
Avg. Dist. to Rail [m]	10.7	4.4	3.8	3.5	4.4	2.7
Avg. Stride Freq. [Hz]	2.2	2.4	2.3	2.3	2.3	2.2
Avg. Stride Length [m]	6.1	7.9	8.0	7.8	7.7	7.5



- [] Ranking at each section and finish
- .-.- No data available at this section
- NA No data available



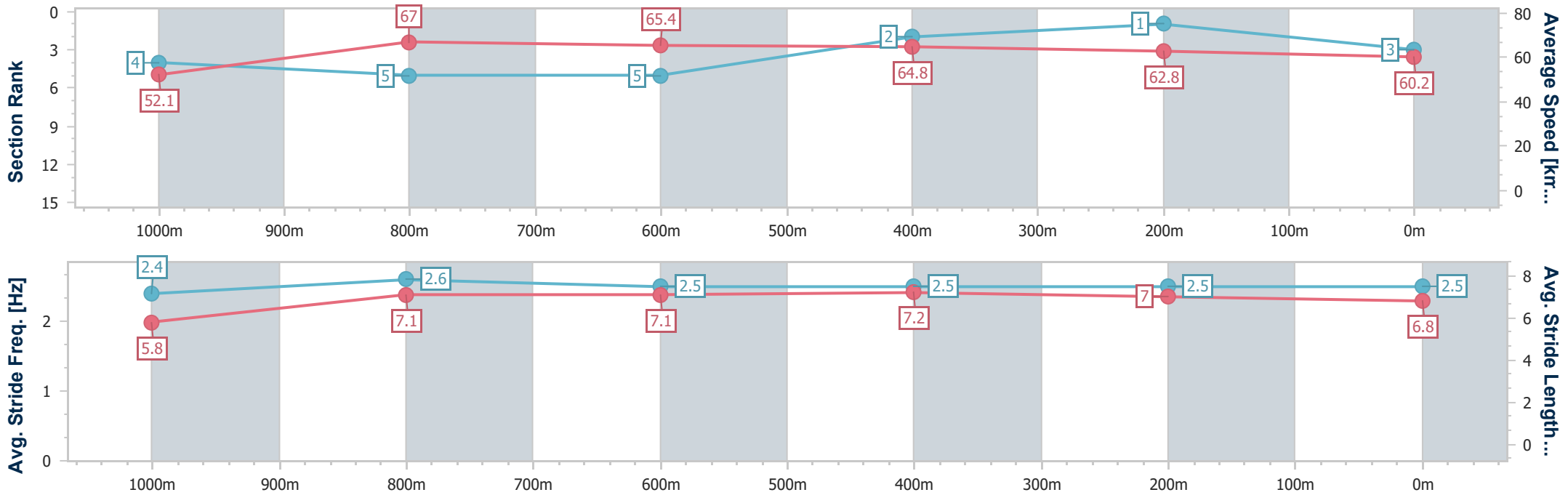
Horse/Jockey Name	Prideofthebigfish
Final Rank	3
Fastest Section Time (Section)	0:10.99 (1000m)
Top Speed [km/h] (Section)	68.1 (Overall)
Race State	Finished



Townsville QLD Professional
 Race 2: TOWNSVILLE AUTOMOTIVE Maiden Handicap - 1200m
 13 December 2024 - 11:54
 Track Rating: Soft 6, Weather: Overcast, Rail Position: True



Section	Overall	1000m	800m	600m	400m	200m
Section Times	1:10.78 [3] (0:13.86)	0:56.92 [4] (0:10.99)	0:45.93 [5] (0:11.22)	0:34.71 [5] (0:11.25)	0:23.46 [2] (0:11.52)	0:11.94 [1] (0:11.94)
Average Speed [km/h]	52.1	67.0	65.4	64.8	62.8	60.2
Top Speed [km/h]	68.1	68.1	67.6	67.2	63.9	62.1
Avg. Dist. to Rail [m]	9.6	4.5	4.2	2.5	3.0	2.6
Avg. Stride Freq. [Hz]	2.4	2.6	2.5	2.5	2.5	2.5
Avg. Stride Length [m]	5.8	7.1	7.1	7.2	7.0	6.8



- [] Ranking at each section and finish
- .-.- No data available at this section
- NA No data available



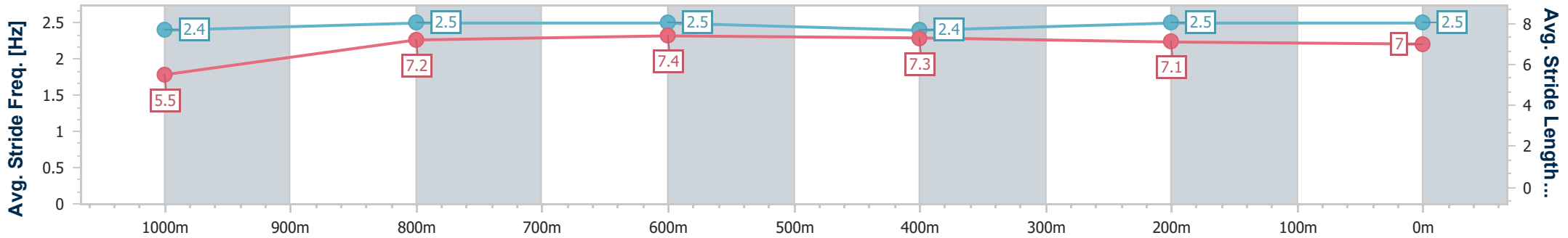
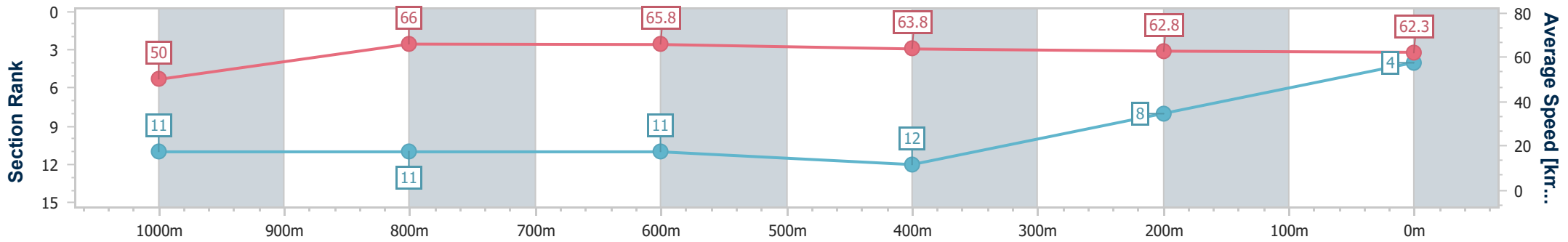
Horse/Jockey Name	Hold My Halo
Final Rank	4
Fastest Section Time (Section)	0:11.03 (1000m)
Top Speed [km/h] (Section)	68.1 (1000m)
Race State	Finished



Townsville QLD Professional
 Race 2: TOWNSVILLE AUTOMOTIVE Maiden Handicap - 1200m
 13 December 2024 - 11:54
 Track Rating: Soft 6, Weather: Overcast, Rail Position: True



Section	Overall	1000m	800m	600m	400m	200m
Section Times	1:10.98 [4] (0:14.44)	0:56.54 [11] (0:11.03)	0:45.51 [11] (0:11.08)	0:34.43 [11] (0:11.39)	0:23.04 [12] (0:11.46)	0:11.58 [8]
Average Speed [km/h]	50.0	66.0	65.8	63.8	62.8	62.3
Top Speed [km/h]	64.8	68.1	67.4	65.1	63.9	62.6
Avg. Dist. to Rail [m]	6.6	1.9	3.2	1.5	1.3	2.3
Avg. Stride Freq. [Hz]	2.4	2.5	2.5	2.4	2.5	2.5
Avg. Stride Length [m]	5.5	7.2	7.4	7.3	7.1	7.0



- [] Ranking at each section and finish
- .-.- No data available at this section
- NA No data available



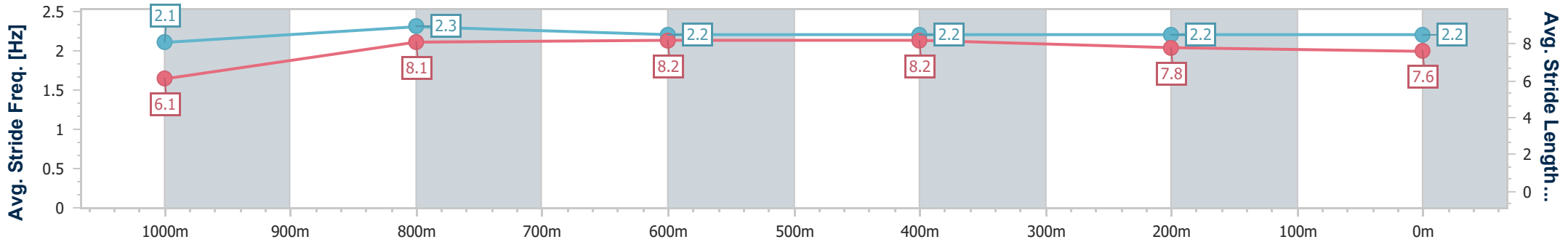
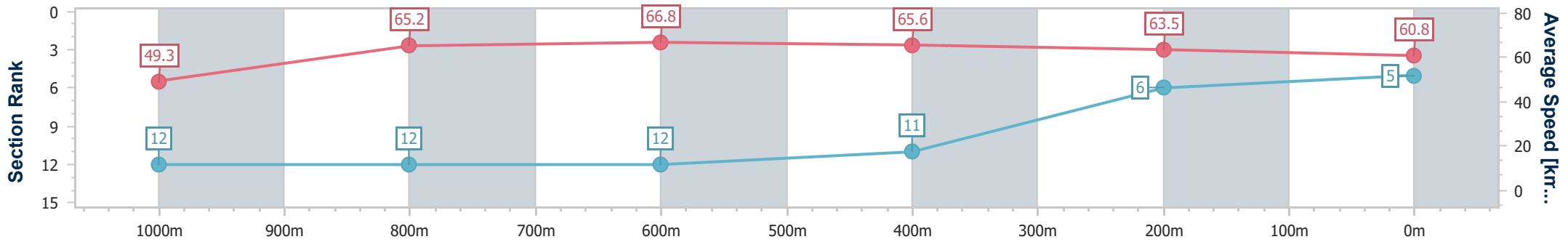
Horse/Jockey Name	The General Talks
Final Rank	5
Fastest Section Time (Section)	0:10.96 (800m)
Top Speed [km/h] (Section)	67.5 (800m)
Race State	Finished



Townsville QLD Professional
 Race 2: TOWNSVILLE AUTOMOTIVE Maiden Handicap - 1200m
 13 December 2024 - 11:54
 Track Rating: Soft 6, Weather: Overcast, Rail Position: True



Section	Overall	1000m	800m	600m	400m	200m
Section Times	1:11.17 [5] (0:14.63)	0:56.54 [12] (0:11.16)	0:45.38 [12] (0:10.96)	0:34.42 [12] (0:11.11)	0:23.31 [11] (0:11.43)	0:11.88 [6] (0:11.88)
Average Speed [km/h]	49.3	65.2	66.8	65.6	63.5	60.8
Top Speed [km/h]	64.6	67.2	67.5	66.1	64.7	62.3
Avg. Dist. to Rail [m]	4.9	2.6	3.4	2.6	6.7	7.6
Avg. Stride Freq. [Hz]	2.1	2.3	2.2	2.2	2.2	2.2
Avg. Stride Length [m]	6.1	8.1	8.2	8.2	7.8	7.6



- [] Ranking at each section and finish
- .-.- No data available at this section
- NA No data available



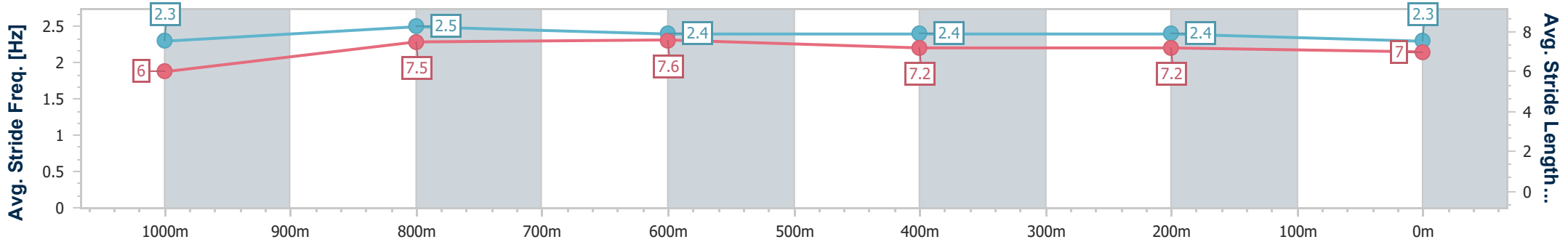
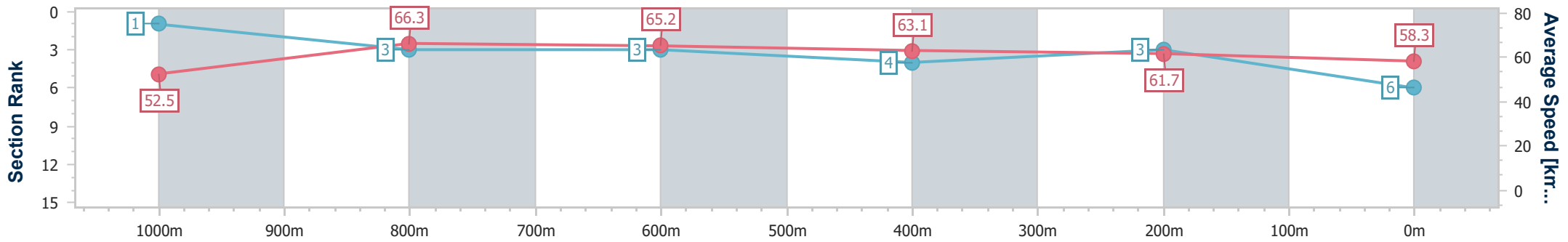
Horse/Jockey Name	Goodnight Romeo
Final Rank	6
Fastest Section Time (Section)	0:10.97 (1000m)
Top Speed [km/h] (Section)	67.9 (Overall)
Race State	Finished



Townsville QLD Professional
 Race 2: TOWNSVILLE AUTOMOTIVE Maiden Handicap - 1200m
 13 December 2024 - 11:54
 Track Rating: Soft 6, Weather: Overcast, Rail Position: True



Section	Overall	1000m	800m	600m	400m	200m
Section Times	1:11.38 [6] (0:13.72)	0:57.66 [1] (0:10.97)	0:46.69 [3] (0:11.21)	0:35.48 [3] (0:11.49)	0:23.99 [4] (0:11.63)	0:12.36 [3] (0:12.36)
Average Speed [km/h]	52.5	66.3	65.2	63.1	61.7	58.3
Top Speed [km/h]	67.9	67.2	66.8	64.4	63.1	61.3
Avg. Dist. to Rail [m]	2.8	2.1	3.1	1.4	0.9	0.2
Avg. Stride Freq. [Hz]	2.3	2.5	2.4	2.4	2.4	2.3
Avg. Stride Length [m]	6.0	7.5	7.6	7.2	7.2	7.0



- [] Ranking at each section and finish
- .-.- No data available at this section
- NA No data available



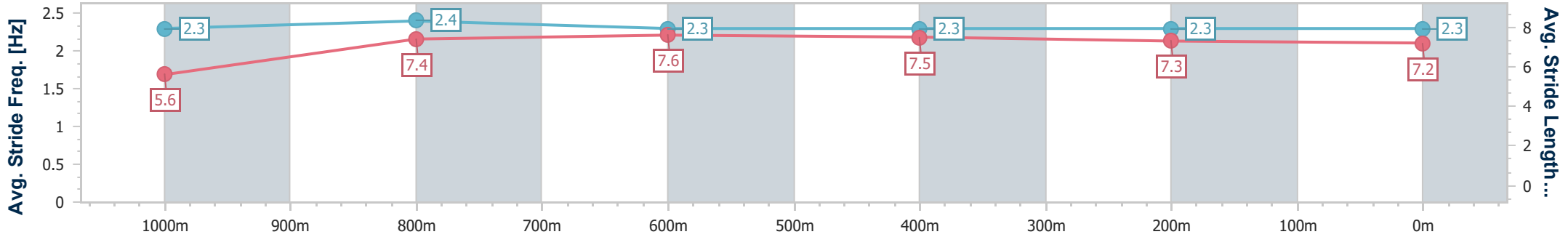
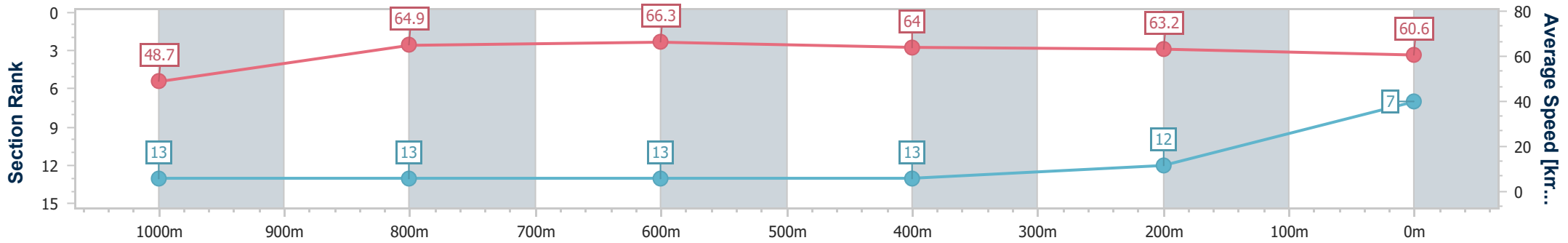
Horse/Jockey Name	Elizabethan
Final Rank	7
Fastest Section Time (Section)	0:10.91 (800m)
Top Speed [km/h] (Section)	67.1 (800m)
Race State	Finished



Townsville QLD Professional
 Race 2: TOWNSVILLE AUTOMOTIVE Maiden Handicap - 1200m
 13 December 2024 - 11:54
 Track Rating: Soft 6, Weather: Overcast, Rail Position: True



Section	Overall	1000m	800m	600m	400m	200m
Section Times	1:11.43 [7] (0:14.79)	0:56.64 [13] (0:11.14)	0:45.50 [13] (0:10.91)	0:34.59 [13] (0:11.25)	0:23.34 [13] (0:11.45)	0:11.89 [12] (0:11.89)
Average Speed [km/h]	48.7	64.9	66.3	64.0	63.2	60.6
Top Speed [km/h]	64.5	66.1	67.1	65.3	65.0	62.7
Avg. Dist. to Rail [m]	4.2	0.9	0.5	0.4	3.8	7.2
Avg. Stride Freq. [Hz]	2.3	2.4	2.3	2.3	2.3	2.3
Avg. Stride Length [m]	5.6	7.4	7.6	7.5	7.3	7.2



- [] Ranking at each section and finish
- .-.- No data available at this section
- NA No data available



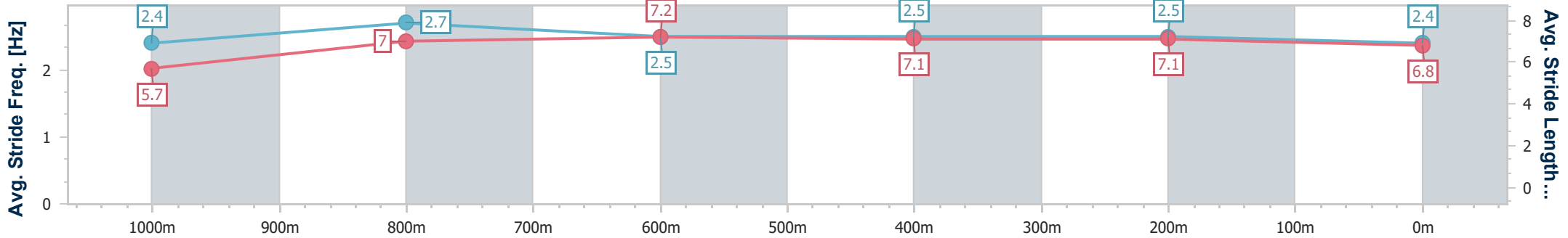
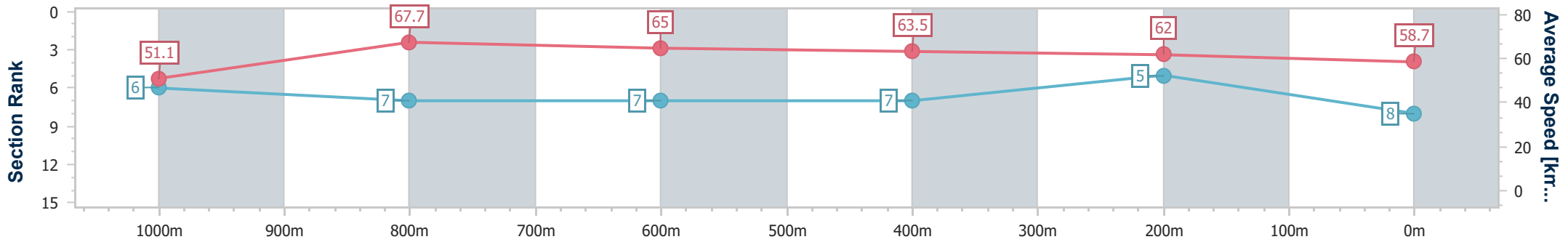
Horse/Jockey Name	Whata Bobbi Dazzla
Final Rank	8
Fastest Section Time (Section)	0:10.80 (1000m)
Top Speed [km/h] (Section)	68.9 (1000m)
Race State	Finished



Townsville QLD Professional
 Race 2: TOWNSVILLE AUTOMOTIVE Maiden Handicap - 1200m
 13 December 2024 - 11:54
 Track Rating: Soft 6, Weather: Overcast, Rail Position: True



Section	Overall	1000m	800m	600m	400m	200m
Section Times	1:11.54 [8] (0:14.14)	0:57.40 [6] (0:10.80)	0:46.60 [7] (0:11.22)	0:35.38 [7] (0:11.42)	0:23.96 [7] (0:11.69)	0:12.27 [5] (0:12.27)
Average Speed [km/h]	51.1	67.7	65.0	63.5	62.0	58.7
Top Speed [km/h]	66.8	68.9	67.1	64.4	62.9	61.0
Avg. Dist. to Rail [m]	9.0	3.3	2.8	1.9	3.0	2.4
Avg. Stride Freq. [Hz]	2.4	2.7	2.5	2.5	2.5	2.4
Avg. Stride Length [m]	5.7	7.0	7.2	7.1	7.1	6.8



- [] Ranking at each section and finish
- .-.- No data available at this section
- NA No data available



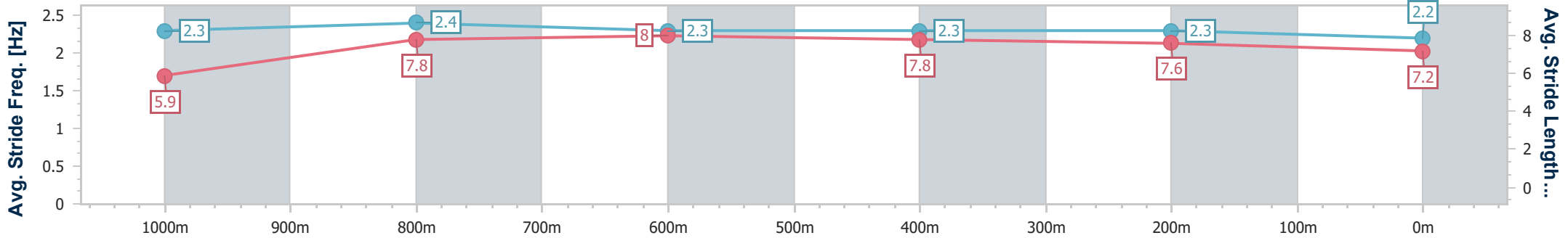
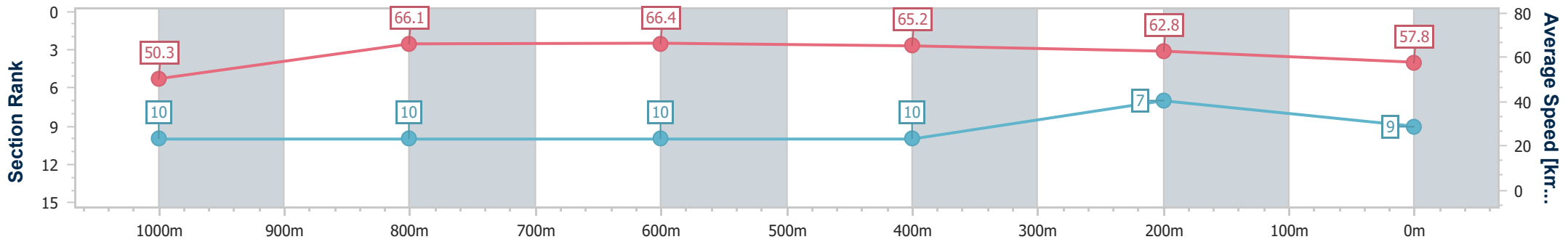
Horse/Jockey Name	Rising Prophet
Final Rank	9
Fastest Section Time (Section)	0:11.02 (800m)
Top Speed [km/h] (Section)	67.9 (1000m)
Race State	Finished



Townsville QLD Professional
 Race 2: TOWNSVILLE AUTOMOTIVE Maiden Handicap - 1200m
 13 December 2024 - 11:54
 Track Rating: Soft 6, Weather: Overcast, Rail Position: True



Section	Overall	1000m	800m	600m	400m	200m
Section Times	1:11.75 [9] (0:14.41)	0:57.34 [10] (0:11.06)	0:46.28 [10] (0:11.02)	0:35.26 [10] (0:11.23)	0:24.03 [10] (0:11.60)	0:12.43 [7] (0:12.43)
Average Speed [km/h]	50.3	66.1	66.4	65.2	62.8	57.8
Top Speed [km/h]	64.7	67.9	67.6	67.4	63.9	61.3
Avg. Dist. to Rail [m]	11.9	3.2	3.5	3.8	4.6	5.1
Avg. Stride Freq. [Hz]	2.3	2.4	2.3	2.3	2.3	2.2
Avg. Stride Length [m]	5.9	7.8	8.0	7.8	7.6	7.2



- [] Ranking at each section and finish
- .-.- No data available at this section
- NA No data available



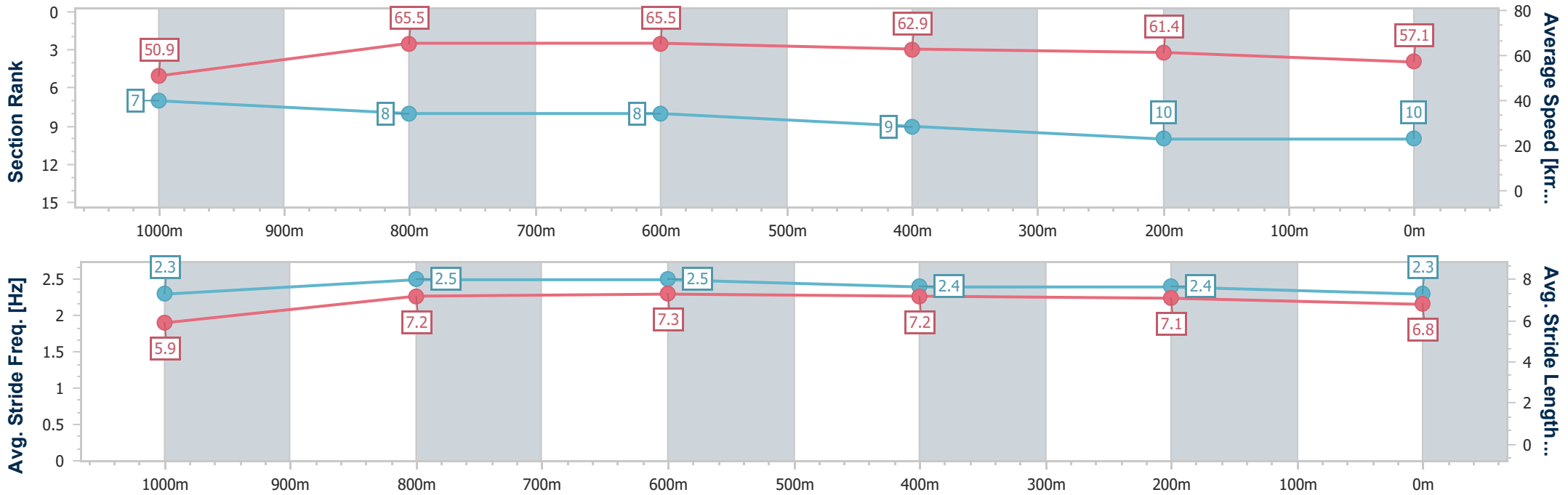
Horse/Jockey Name	Run Freddie Run
Final Rank	10
Fastest Section Time (Section)	0:11.02 (800m)
Top Speed [km/h] (Section)	67.1 (Overall)
Race State	Finished



Townsville QLD Professional
 Race 2: TOWNSVILLE AUTOMOTIVE Maiden Handicap - 1200m
 13 December 2024 - 11:54
 Track Rating: Soft 6, Weather: Overcast, Rail Position: True



Section	Overall	1000m	800m	600m	400m	200m
Section Times	1:12.06 [10] (0:14.15)	0:57.91 [7] (0:11.05)	0:46.86 [8] (0:11.02)	0:35.84 [8] (0:11.48)	0:24.36 [9] (0:11.72)	0:12.64 [10] (0:12.64)
Average Speed [km/h]	50.9	65.5	65.5	62.9	61.4	57.1
Top Speed [km/h]	67.1	66.9	66.0	64.2	63.6	60.9
Avg. Dist. to Rail [m]	2.3	1.0	0.6	0.5	2.7	4.1
Avg. Stride Freq. [Hz]	2.3	2.5	2.5	2.4	2.4	2.3
Avg. Stride Length [m]	5.9	7.2	7.3	7.2	7.1	6.8



- [] Ranking at each section and finish
- .-.- No data available at this section
- NA No data available



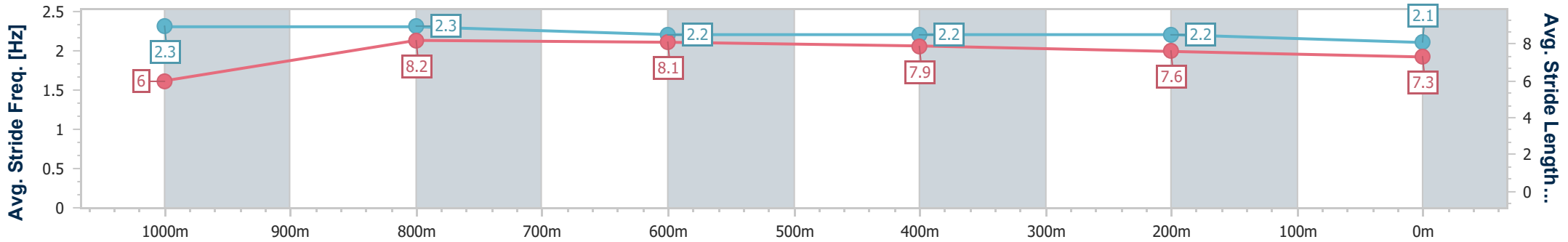
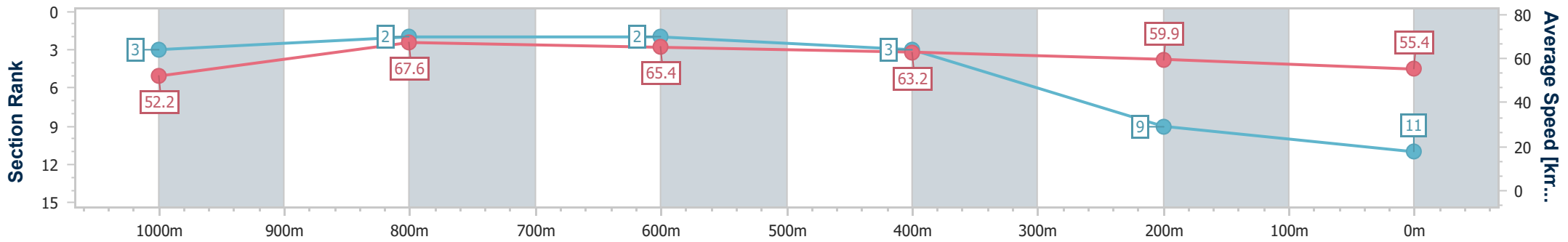
Horse/Jockey Name	The Judging Saint
Final Rank	11
Fastest Section Time (Section)	0:10.82 (1000m)
Top Speed [km/h] (Section)	68.8 (Overall)
Race State	Finished



Townsville QLD Professional
 Race 2: TOWNSVILLE AUTOMOTIVE Maiden Handicap - 1200m
 13 December 2024 - 11:54
 Track Rating: Soft 6, Weather: Overcast, Rail Position: True



Section	Overall	1000m	800m	600m	400m	200m
Section Times	1:12.38 [11] (0:13.84)	0:58.54 [3] (0:10.82)	0:47.72 [2] (0:11.15)	0:36.57 [2] (0:11.52)	0:25.05 [3] (0:12.08)	0:12.97 [9] (0:12.97)
Average Speed [km/h]	52.2	67.6	65.4	63.2	59.9	55.4
Top Speed [km/h]	68.8	68.0	66.9	65.4	61.7	58.1
Avg. Dist. to Rail [m]	7.7	3.0	2.7	2.6	2.8	4.2
Avg. Stride Freq. [Hz]	2.3	2.3	2.2	2.2	2.2	2.1
Avg. Stride Length [m]	6.0	8.2	8.1	7.9	7.6	7.3



- [] Ranking at each section and finish
- .-.- No data available at this section
- NA No data available



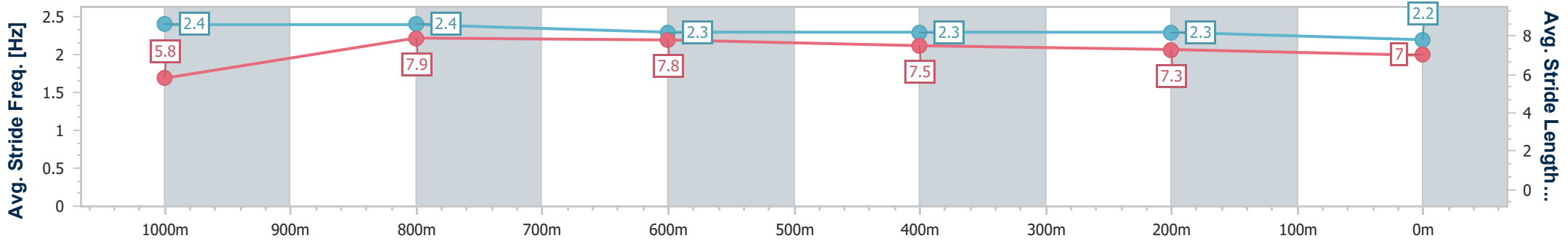
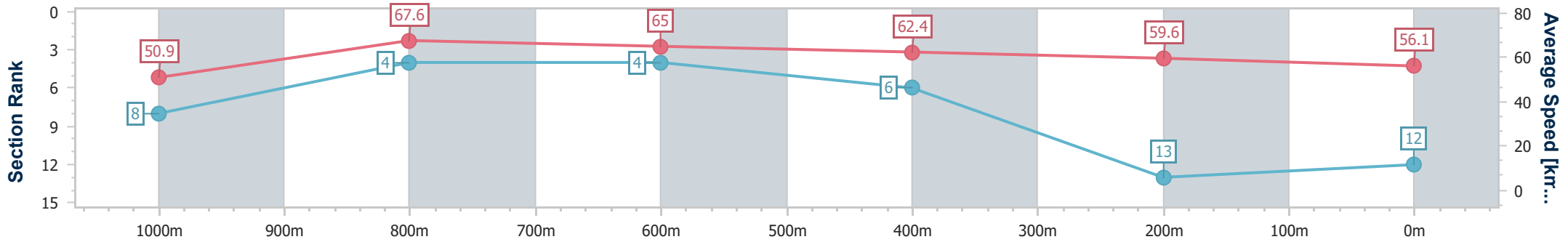
Horse/Jockey Name	Take A Dive
Final Rank	12
Fastest Section Time (Section)	0:10.66 (1000m)
Top Speed [km/h] (Section)	68.1 (1000m)
Race State	Finished



Townsville QLD Professional
 Race 2: TOWNSVILLE AUTOMOTIVE Maiden Handicap - 1200m
 13 December 2024 - 11:54
 Track Rating: Soft 6, Weather: Overcast, Rail Position: True



Section	Overall	1000m	800m	600m	400m	200m
Section Times	1:12.41 [12] (0:14.18)	0:58.23 [8] (0:10.66)	0:47.57 [4] (0:11.07)	0:36.50 [4] (0:11.60)	0:24.90 [6] (0:12.07)	0:12.83 [13] (0:12.83)
Average Speed [km/h]	50.9	67.6	65.0	62.4	59.6	56.1
Top Speed [km/h]	68.1	68.1	66.9	62.9	61.5	58.1
Avg. Dist. to Rail [m]	7.6	0.4	0.3	1.0	0.4	1.1
Avg. Stride Freq. [Hz]	2.4	2.4	2.3	2.3	2.3	2.2
Avg. Stride Length [m]	5.8	7.9	7.8	7.5	7.3	7.0



- [] Ranking at each section and finish
- .-.- No data available at this section
- NA No data available



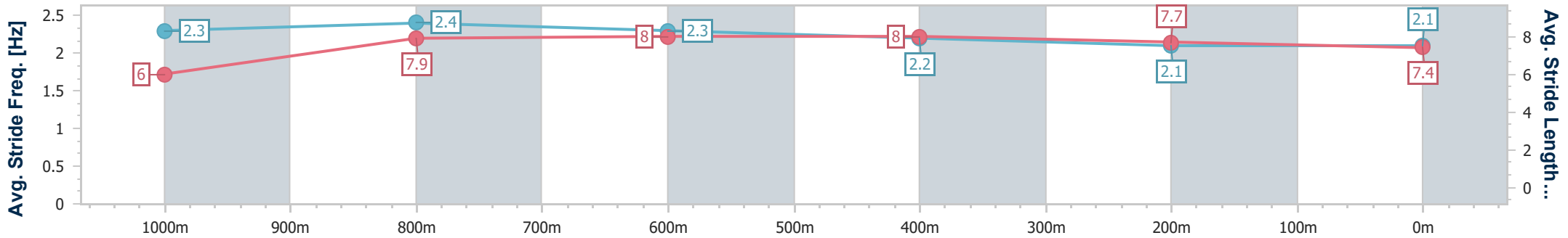
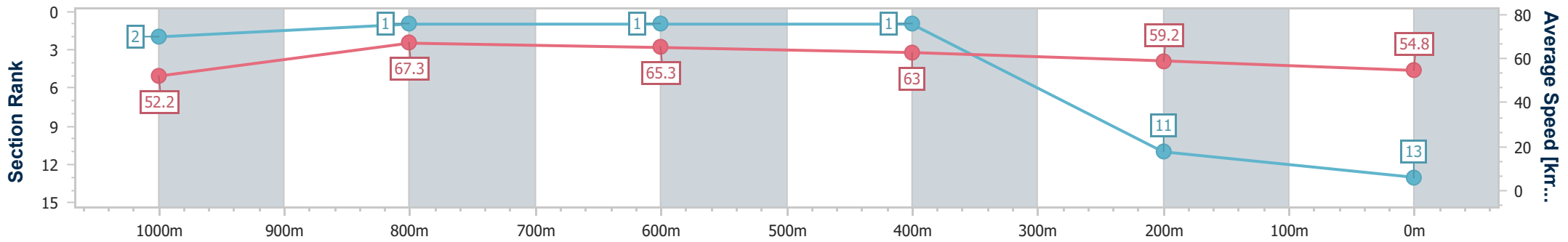
Horse/Jockey Name	Cool Macaw
Final Rank	13
Fastest Section Time (Section)	0:10.80 (1000m)
Top Speed [km/h] (Section)	69.1 (1000m)
Race State	Finished



Townsville QLD Professional
 Race 2: TOWNSVILLE AUTOMOTIVE Maiden Handicap - 1200m
 13 December 2024 - 11:54
 Track Rating: Soft 6, Weather: Overcast, Rail Position: True



Section	Overall	1000m	800m	600m	400m	200m
Section Times	1:12.63 [13] (0:13.83)	0:58.80 [2] (0:10.80)	0:48.00 [1] (0:11.15)	0:36.85 [1] (0:11.54)	0:25.31 [1] (0:12.20)	0:13.11 [11] (0:13.11)
Average Speed [km/h]	52.2	67.3	65.3	63.0	59.2	54.8
Top Speed [km/h]	68.7	69.1	66.2	64.8	61.3	57.4
Avg. Dist. to Rail [m]	4.6	1.9	2.6	1.7	1.3	2.2
Avg. Stride Freq. [Hz]	2.3	2.4	2.3	2.2	2.1	2.1
Avg. Stride Length [m]	6.0	7.9	8.0	8.0	7.7	7.4



- [] Ranking at each section and finish
- .-.- No data available at this section
- NA No data available



Townsville QLD Professional

Race 3: LADBROKES MATES MODE OPEN Handicap - 1000m

13 December 2024 - 12:26



Track Rating: Soft 6, Weather: Overcast, Rail Position: True

Section		Overall	800m	600m	400m	200m	Last 600m					
Field Times		0:55.74 (0:12.77)	0:42.97 (0:10.16)	0:32.81 (0:10.62)	0:22.19 (0:10.68)	0:11.51 (0:11.51)	0:32.81					
Rank	TAB Horse/Jockey	Barrier	Top Speed [km/h]	Fastest Section	Margin					Distance Travelled [m]		
1	5 KING JESTER Jackson Murphy	5	72.1 800m	0:10.22 800m	0:55.74 [1] (0:13.32)	0:42.42 [6] (0:10.22)	0:32.20 [6] (0:10.53)	0:21.67 [6] (0:10.50)	0:11.17 [4] (0:11.17)	0:55.74	0:32.20	
2	2 BOLD TYPE Ryan Wiggins	2	72.4 800m	0:10.08 800m	0:55.76 [2] (0:12.85)	0:42.91 [3] (0:10.08)	0:32.83 [2] (0:10.62)	0:22.21 [1] (0:10.68)	0:11.53 [1] (0:11.53)	0.12L	0:32.83	+1
3	1 SMART IMAGE Ashley Butler	6	72.5 800m	0:10.18 800m	0:55.76 [3] (0:13.25)	0:42.51 [5] (0:10.18)	0:32.33 [5] (0:10.45)	0:21.88 [4] (0:10.59)	0:11.29 [2] (0:11.29)	0.14L	0:32.33	+3
4	4 YOUR TOO GOOD Nathan Thomas	3	72.0 800m	0:10.11 800m	0:56.17 [4] (0:13.01)	0:43.16 [4] (0:10.11)	0:33.05 [3] (0:10.63)	0:22.42 [3] (0:10.82)	0:11.60 [3] (0:11.60)	2.58L	0:33.05	+2
5	3 COCHRANE Chelsea Jokic	1	72.1 800m	0:10.16 800m	0:56.21 [5] (0:12.77)	0:43.44 [1] (0:10.16)	0:33.28 [1] (0:10.73)	0:22.55 [2] (0:10.95)	0:11.60 [5] (0:11.60)	2.81L	0:33.28	-2
6	6 AURA GOLD Isabella Teh	4	72.1 Overall	0:10.31 800m	0:57.59 [6] (0:12.83)	0:44.76 [2] (0:10.31)	0:34.45 [4] (0:10.77)	0:23.68 [5] (0:11.33)	0:12.35 [6] (0:12.35)	10.92L	0:34.45	+3

[] Ranking at each section and finish
 -:-:-:- No data available at this section
 NA No data available

SCN Saddle cloth number
 DNF Did not finish
 DNT Did not track



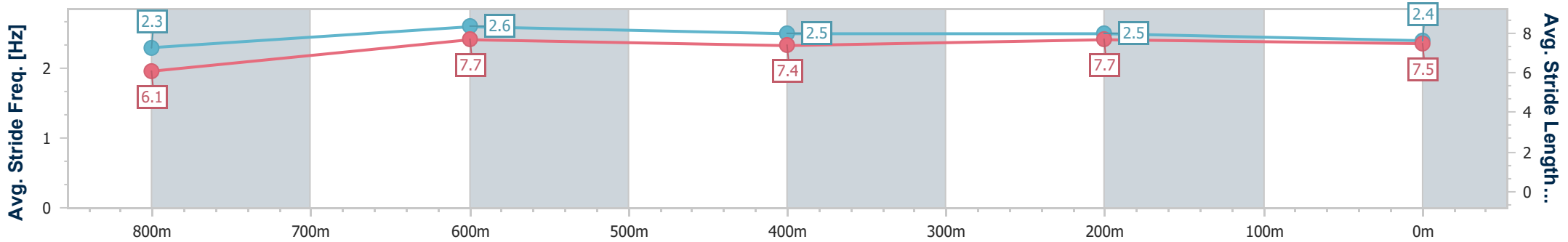
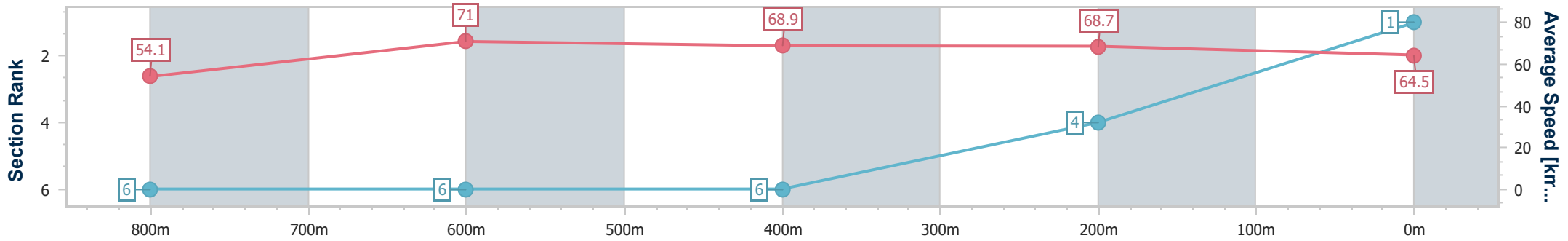
Horse/Jockey Name	King Jester
Final Rank	1
Fastest Section Time (Section)	0:10.22 (800m)
Top Speed [km/h] (Section)	72.1 (800m)
Race State	Finished



Townsville QLD Professional
 Race 3: LADBROKES MATES MODE OPEN Handicap - 1000m
 13 December 2024 - 12:26
 Track Rating: Soft 6, Weather: Overcast, Rail Position: True



Section	Overall	800m	600m	400m	200m
Section Times	0:55.74 [1] (0:13.32)	0:42.42 [6] (0:10.22)	0:32.20 [6] (0:10.53)	0:21.67 [6] (0:10.50)	0:11.17 [4] (0:11.17)
Average Speed [km/h]	54.1	71.0	68.9	68.7	64.5
Top Speed [km/h]	71.1	72.1	70.6	70.4	67.9
Avg. Dist. to Rail [m]	5.6	1.8	2.1	0.6	1.9
Avg. Stride Freq. [Hz]	2.3	2.6	2.5	2.5	2.4
Avg. Stride Length [m]	6.1	7.7	7.4	7.7	7.5



- [] Ranking at each section and finish
- .-.- No data available at this section
- NA No data available



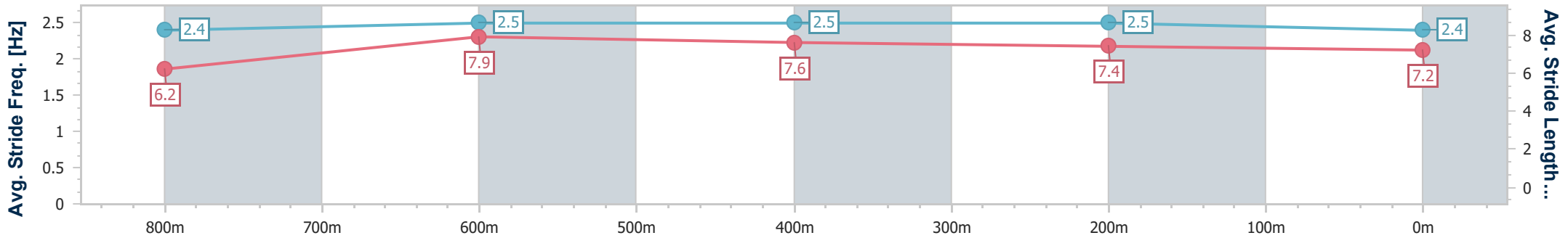
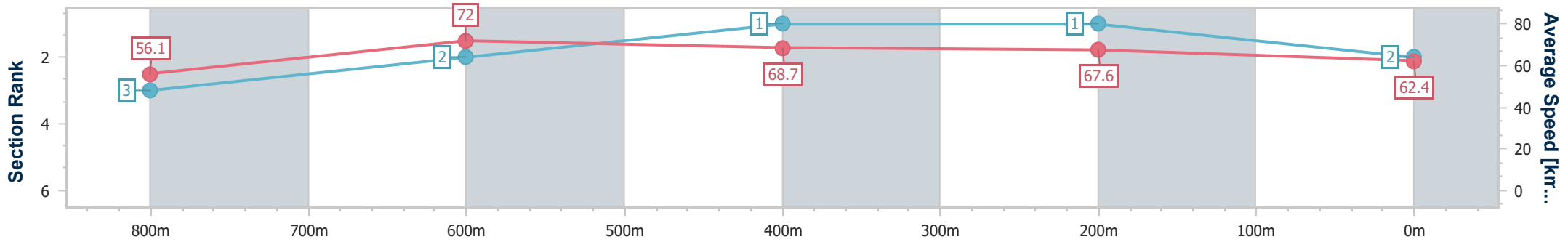
Horse/Jockey Name	Bold Type
Final Rank	2
Fastest Section Time (Section)	0:10.08 (800m)
Top Speed [km/h] (Section)	72.4 (800m)
Race State	Finished



Townsville QLD Professional
 Race 3: LADBROKES MATES MODE OPEN Handicap - 1000m
 13 December 2024 - 12:26
 Track Rating: Soft 6, Weather: Overcast, Rail Position: True



Section	Overall	800m	600m	400m	200m
Section Times	0:55.76 [2] (0:12.85)	0:42.91 [3] (0:10.08)	0:32.83 [2] (0:10.62)	0:22.21 [1] (0:10.68)	0:11.53 [1] (0:11.53)
Average Speed [km/h]	56.1	72.0	68.7	67.6	62.4
Top Speed [km/h]	71.8	72.4	70.9	68.8	65.8
Avg. Dist. to Rail [m]	4.5	2.5	2.6	1.6	1.7
Avg. Stride Freq. [Hz]	2.4	2.5	2.5	2.5	2.4
Avg. Stride Length [m]	6.2	7.9	7.6	7.4	7.2



- [] Ranking at each section and finish
- .-.- No data available at this section
- NA No data available



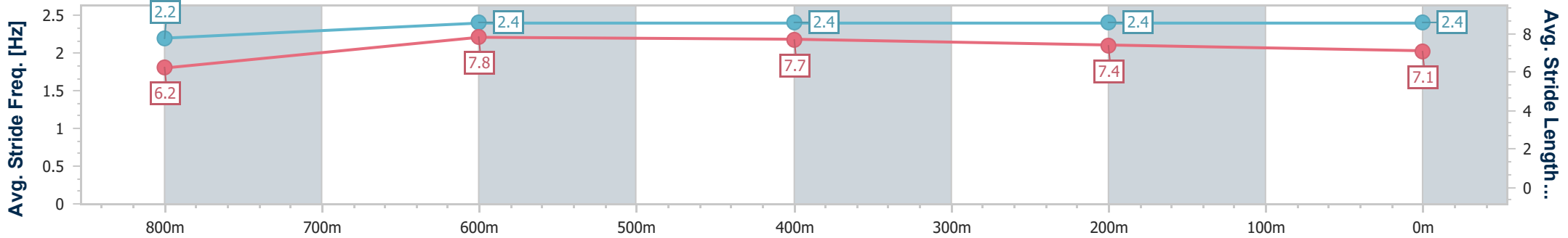
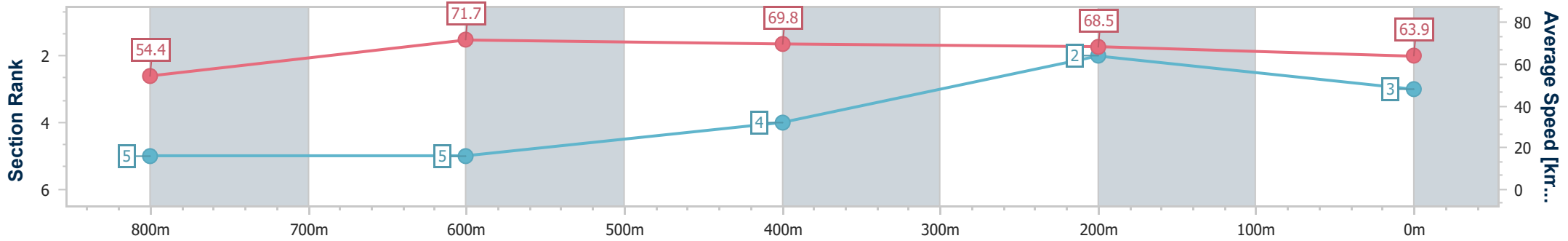
Horse/Jockey Name	Smart Image
Final Rank	3
Fastest Section Time (Section)	0:10.18 (800m)
Top Speed [km/h] (Section)	72.5 (800m)
Race State	Finished



Townsville QLD Professional
 Race 3: LADBROKES MATES MODE OPEN Handicap - 1000m
 13 December 2024 - 12:26
 Track Rating: Soft 6, Weather: Overcast, Rail Position: True



Section	Overall	800m	600m	400m	200m
Section Times	0:55.76 [3] (0:13.25)	0:42.51 [5] (0:10.18)	0:32.33 [5] (0:10.45)	0:21.88 [4] (0:10.59)	0:11.29 [2] (0:11.29)
Average Speed [km/h]	54.4	71.7	69.8	68.5	63.9
Top Speed [km/h]	70.5	72.5	71.8	69.4	67.5
Avg. Dist. to Rail [m]	8.0	3.7	3.3	3.7	3.1
Avg. Stride Freq. [Hz]	2.2	2.4	2.4	2.4	2.4
Avg. Stride Length [m]	6.2	7.8	7.7	7.4	7.1



- [] Ranking at each section and finish
- .-.- No data available at this section
- NA No data available



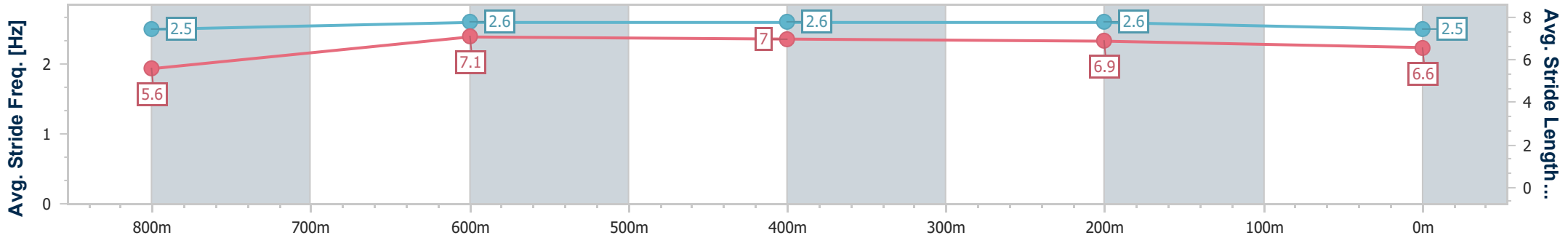
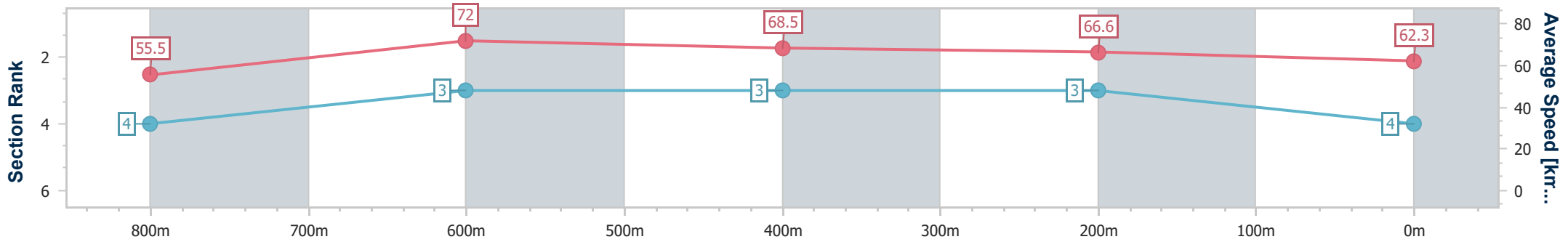
Horse/Jockey Name	Your Too Good
Final Rank	4
Fastest Section Time (Section)	0:10.11 (800m)
Top Speed [km/h] (Section)	72.0 (800m)
Race State	Finished



Townsville QLD Professional
 Race 3: LADBROKES MATES MODE OPEN Handicap - 1000m
 13 December 2024 - 12:26
 Track Rating: Soft 6, Weather: Overcast, Rail Position: True



Section	Overall	800m	600m	400m	200m
Section Times	0:56.17 [4] (0:13.01)	0:43.16 [4] (0:10.11)	0:33.05 [3] (0:10.63)	0:22.42 [3] (0:10.82)	0:11.60 [3] (0:11.60)
Average Speed [km/h]	55.5	72.0	68.5	66.6	62.3
Top Speed [km/h]	70.6	72.0	71.5	67.5	65.9
Avg. Dist. to Rail [m]	6.1	3.2	2.3	3.2	2.8
Avg. Stride Freq. [Hz]	2.5	2.6	2.6	2.6	2.5
Avg. Stride Length [m]	5.6	7.1	7.0	6.9	6.6



- [] Ranking at each section and finish
- .-.- No data available at this section
- NA No data available



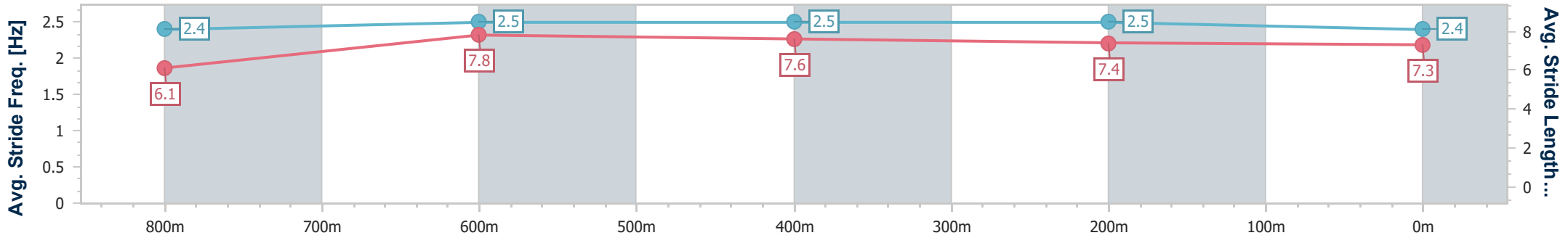
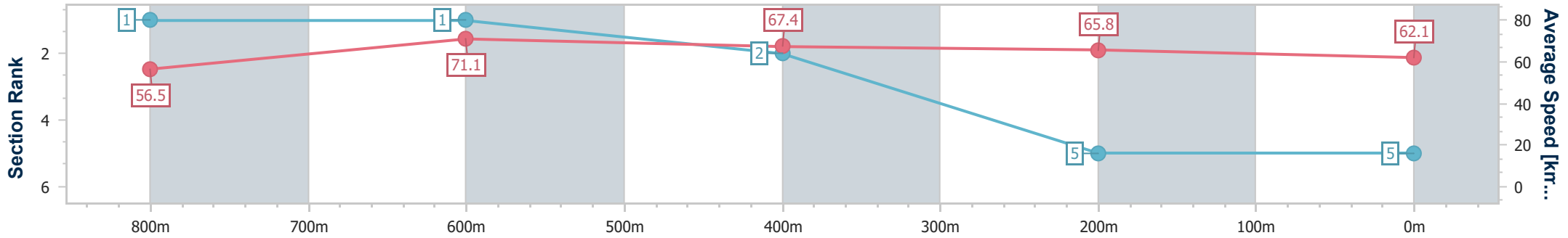
Horse/Jockey Name	Cochrane
Final Rank	5
Fastest Section Time (Section)	0:10.16 (800m)
Top Speed [km/h] (Section)	72.1 (800m)
Race State	Finished



Townsville QLD Professional
 Race 3: LADBROKES MATES MODE OPEN Handicap - 1000m
 13 December 2024 - 12:26
 Track Rating: Soft 6, Weather: Overcast, Rail Position: True



Section	Overall	800m	600m	400m	200m
Section Times	0:56.21 [5] (0:12.77)	0:43.44 [1] (0:10.16)	0:33.28 [1] (0:10.73)	0:22.55 [2] (0:10.95)	0:11.60 [5] (0:11.60)
Average Speed [km/h]	56.5	71.1	67.4	65.8	62.1
Top Speed [km/h]	70.8	72.1	69.4	67.6	65.2
Avg. Dist. to Rail [m]	2.6	1.1	0.9	1.4	1.7
Avg. Stride Freq. [Hz]	2.4	2.5	2.5	2.5	2.4
Avg. Stride Length [m]	6.1	7.8	7.6	7.4	7.3



- [] Ranking at each section and finish
- .-.- No data available at this section
- NA No data available



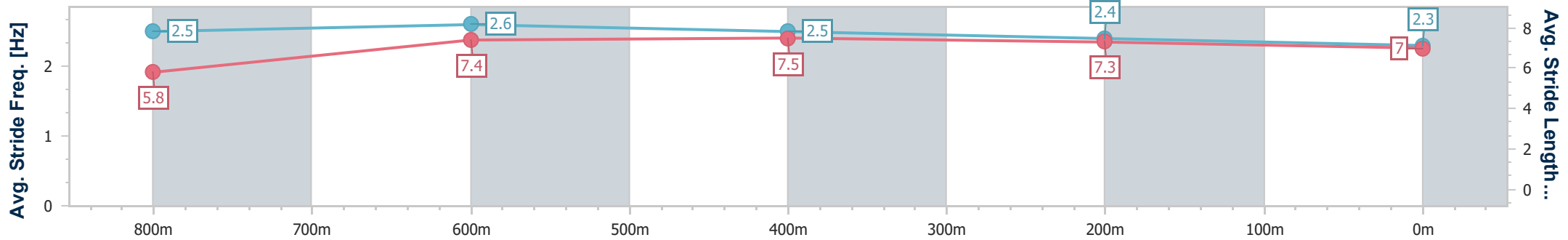
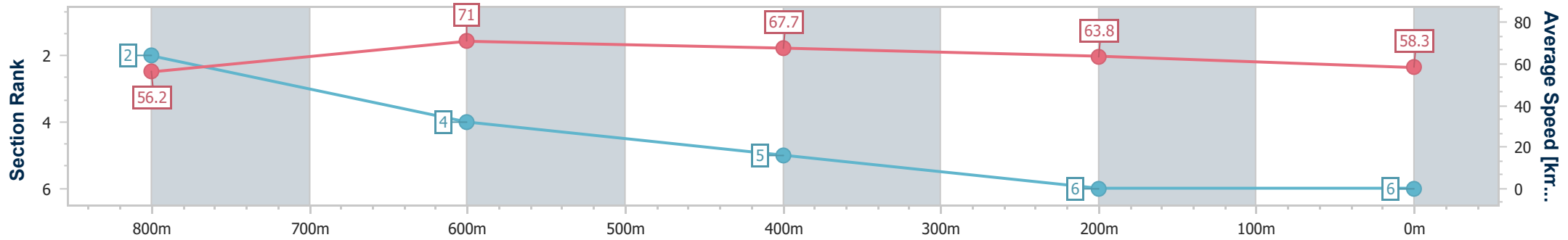
Horse/Jockey Name	Aura Gold
Final Rank	6
Fastest Section Time (Section)	0:10.31 (800m)
Top Speed [km/h] (Section)	72.1 (Overall)
Race State	Finished



Townsville QLD Professional
 Race 3: LADBROKES MATES MODE OPEN Handicap - 1000m
 13 December 2024 - 12:26
 Track Rating: Soft 6, Weather: Overcast, Rail Position: True



Section	Overall	800m	600m	400m	200m
Section Times	0:57.59 [6] (0:12.83)	0:44.76 [2] (0:10.31)	0:34.45 [4] (0:10.77)	0:23.68 [5] (0:11.33)	0:12.35 [6] (0:12.35)
Average Speed [km/h]	56.2	71.0	67.7	63.8	58.3
Top Speed [km/h]	72.1	72.0	70.3	66.5	61.5
Avg. Dist. to Rail [m]	7.3	4.4	2.9	3.0	3.3
Avg. Stride Freq. [Hz]	2.5	2.6	2.5	2.4	2.3
Avg. Stride Length [m]	5.8	7.4	7.5	7.3	7.0



- [] Ranking at each section and finish
- .-.- No data available at this section
- NA No data available



Townsville QLD Professional

Race 4: CAMPBELL CUSTOM FABRICATION Class 1 Handicap - 1609m

13 December 2024 - 13:02



Track Rating: Soft 6, Weather: Overcast, Rail Position: True

Section		Overall											Last 600m							
Field Times		1:36.75											0:35.74							
		(0:14.69)											(0:11.89)							
		1400m	1200m	1000m	800m	600m	400m	200m	100m	50m	25m	12.5m	6.25m							
		1:22.06	1:10.55	0:59.32	0:47.56	0:35.74	0:24.05	0:11.89	0:06.12	0:03.06	0:01.53	0:00.76	0:00.38							
		(0:11.51)	(0:11.23)	(0:11.76)	(0:11.82)	(0:11.69)	(0:11.89)	(0:11.89)	(0:11.89)	(0:11.89)	(0:11.89)	(0:11.89)	(0:11.89)							
Rank	TAB	Horse/Jockey	Barrier	Top Speed [km/h]	Fastest Section	Overall	1400m	1200m	1000m	800m	600m	400m	200m	100m	50m	25m	12.5m	6.25m	Distance Travelled [m]	
1	1	ULTIMATE	5	64.4	0:11.49	1:36.75 [1]	1:21.64 [5]	1:09.84 [6]	0:58.32 [7]	0:46.82 [6]	0:35.15 [6]	0:23.65 [4]	0:11.89	0:06.12	0:03.06	0:01.53	0:00.76	0:00.38	0:35.15	
		Graham Kliese		1000m	400m	(0:15.11)	(0:11.80)	(0:11.52)	(0:11.50)	(0:11.67)	(0:11.50)	(0:11.49)								
2	3	EUROMANTIC	2	64.7	0:11.48	1:36.86 [2]	1:21.92 [4]	1:10.29 [4]	0:58.81 [4]	0:47.12 [5]	0:35.40 [4]	0:23.72 [5]	0:11.89	0:06.12	0:03.06	0:01.53	0:00.76	0:00.38	0:35.40	-2
		Jackson Murphy		400m	1200m	(0:14.94)	(0:11.63)	(0:11.48)	(0:11.69)	(0:11.72)	(0:11.68)	(0:11.60)								
3	2	KEEP ON RUNNING	7	64.7	0:11.23	1:37.03 [3]	1:22.25 [2]	1:10.83 [1]	0:59.60 [1]	0:47.84 [1]	0:35.94 [2]	0:24.17 [2]	0:11.89	0:06.12	0:03.06	0:01.53	0:00.76	0:00.38	0:35.94	+0
		Adam Sewell		1200m	1200m	(0:14.78)	(0:11.42)	(0:11.23)	(0:11.76)	(0:11.90)	(0:11.77)	(0:11.81)								
4	10	QUEENBEEL	6	63.8	0:11.50	1:37.17 [4]	1:21.77 [8]	1:09.98 [8]	0:58.46 [8]	0:46.96 [8]	0:35.28 [9]	0:23.61 [8]	0:11.89	0:06.12	0:03.06	0:01.53	0:00.76	0:00.38	0:35.28	-3
		Pietro Romeo		1200m	1000m	(0:15.40)	(0:11.79)	(0:11.52)	(0:11.50)	(0:11.68)	(0:11.67)	(0:11.69)								
5	7	MISS FARSTAR	4	64.0	0:11.34	1:37.28 [5]	1:22.59 [1]	1:11.05 [2]	0:59.71 [3]	0:48.04 [2]	0:36.13 [3]	0:24.19 [3]	0:11.89	0:06.12	0:03.06	0:01.53	0:00.76	0:00.38	0:36.13	-8
		Isabella Teh		1200m	1200m	(0:14.69)	(0:11.54)	(0:11.34)	(0:11.67)	(0:11.91)	(0:11.94)	(0:11.92)								
6	8	PRIDE AN' JOY	9	64.4	0:11.39	1:37.60 [6]	1:22.15 [9]	1:10.30 [9]	0:58.72 [9]	0:47.29 [9]	0:35.90 [8]	0:24.28 [6]	0:11.89	0:06.12	0:03.06	0:01.53	0:00.76	0:00.38	0:35.90	+1
		Tasha Chambers		600m	800m	(0:15.45)	(0:11.85)	(0:11.58)	(0:11.43)	(0:11.39)	(0:11.62)	(0:11.98)								
7	9	MERRY OLD SOUL	8	66.0	0:11.09	1:37.61 [7]	1:22.43 [6]	1:11.15 [3]	1:00.06 [2]	0:48.10 [3]	0:36.60 [1]	0:24.91 [1]	0:11.89	0:06.12	0:03.06	0:01.53	0:00.76	0:00.38	0:36.60	-20
		Chelsea Jokic		1200m	1200m	(0:15.18)	(0:11.28)	(0:11.09)	(0:11.96)	(0:11.50)	(0:11.69)	(0:12.16)								
8	5	MOON LIGHTNING	3	64.5	0:11.46	1:38.25 [8]	1:22.98 [7]	1:11.30 [7]	0:59.84 [6]	0:48.20 [7]	0:36.55 [7]	0:24.68 [9]	0:11.89	0:06.12	0:03.06	0:01.53	0:00.76	0:00.38	0:36.55	-10
		Wanderson D'Avila		1200m	1200m	(0:15.27)	(0:11.68)	(0:11.46)	(0:11.64)	(0:11.65)	(0:11.87)	(0:12.06)								
9	11	TELMESOMETHIN'GIRL	1	64.0	0:11.50	1:39.23 [9]	1:24.41 [3]	1:12.64 [5]	1:01.14 [5]	0:49.51 [4]	0:37.68 [5]	0:25.73 [7]	0:11.89	0:06.12	0:03.06	0:01.53	0:00.76	0:00.38	0:37.68	-7
		Raul Silvera Olivera		1200m	1200m	(0:14.82)	(0:11.77)	(0:11.50)	(0:11.63)	(0:11.83)	(0:11.95)	(0:12.35)								

Scratched: Sogoya (#4), Ginger Mick (#6)

[] Ranking at each section and finish
 -:-:- No data available at this section
 NA No data available

SCN Saddle cloth number
 DNF Did not finish
 DNT Did not track



Townsville QLD Professional

Race 4: CAMPBELL CUSTOM FABRICATION Class 1 Handicap - 1609m

13 December 2024 - 13:02



Track Rating: Soft 6, Weather: Overcast, Rail Position: True

Section				200m				Last 600m		
Field Times				0:12.16				0:35.74		
				(0:12.16)						
Rank	TAB	Horse/Jockey	Barrier	Top Speed [km/h]	Fastest Section	Margin			Distance Travelled [m]	
1	1	ULTIMATE Graham Kliese	5	64.4 1000m	0:11.49 400m	0:12.16 [1] (0:12.16)	1:36.75		0:35.15	
2	3	EUROMANTIC Jackson Murphy	2	64.7 400m	0:11.48 1200m	0:12.12 [3] (0:12.12)	0.66L		0:35.40	-2
3	2	KEEP ON RUNNING Adam Sewell	7	64.7 1200m	0:11.23 1200m	0:12.36 [2] (0:12.36)	1.64L		0:35.94	+0
4	10	QUEENBEEL Pietro Romeo	6	63.8 1200m	0:11.50 1000m	0:11.92 [6] (0:11.92)	2.49L		0:35.28	-3
5	7	MISS FARSTAR Isabella Teh	4	64.0 1200m	0:11.34 1200m	0:12.27 [5] (0:12.27)	3.1L		0:36.13	-8
6	8	PRIDE AN' JOY Tasha Chambers	9	64.4 600m	0:11.39 800m	0:12.30 [7] (0:12.30)	5.01L		0:35.90	+1
7	9	MERRY OLD SOUL Chelsea Jokic	8	66.0 1200m	0:11.09 1200m	0:12.75 [4] (0:12.75)	5.06L		0:36.60	-20
8	5	MOON LIGHTNING Wanderson D'Avila	3	64.5 1200m	0:11.46 1200m	0:12.62 [8] (0:12.62)	8.83L		0:36.55	-10
9	11	TELMESOMETHIN'GIRL Raul Silvera Olivera	1	64.0 1200m	0:11.50 1200m	0:13.38 [9] (0:13.38)	14.6L		0:37.68	-7

Scratched: Sogoya (#4), Ginger Mick (#6)

[] Ranking at each section and finish
 -:-:- No data available at this section
 NA No data available

SCN Saddle cloth number
 DNF Did not finish
 DNT Did not track



Horse/Jockey Name	Ultimate
Final Rank	1
Fastest Section Time (Section)	0:11.49 (400m)
Top Speed [km/h] (Section)	64.4 (1000m)
Race State	Finished



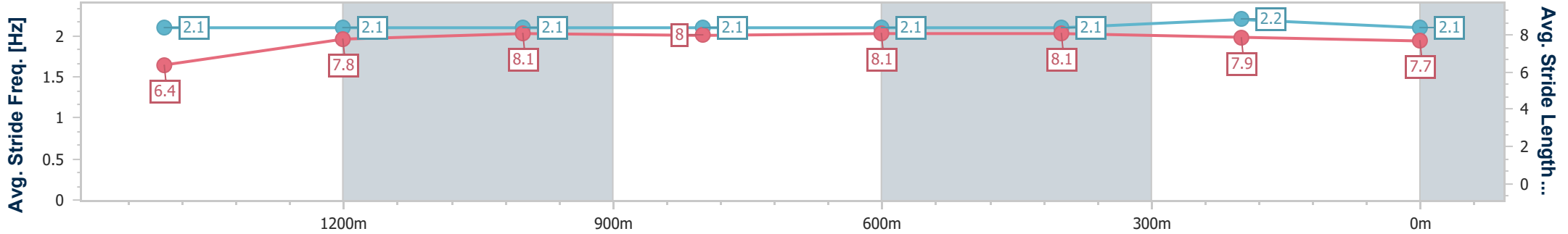
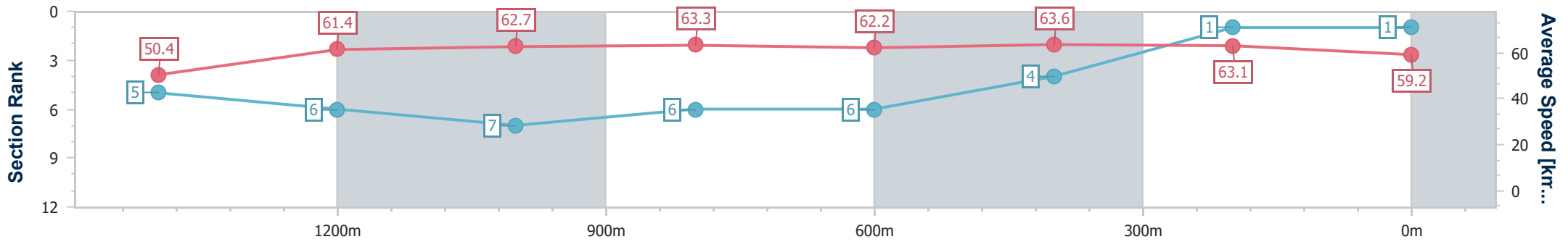
Townsville QLD Professional
Race 4: CAMPBELL CUSTOM FABRICATION Class 1 Handicap - 1609m

13 December 2024 - 13:02

Track Rating: Soft 6, Weather: Overcast, Rail Position: True



Section	Overall	1400m	1200m	1000m	800m	600m	400m	200m					
Section Times	1:36.75 [1] (0:15.11)	1:21.64 [5] (0:11.80)	1:09.84 [6] (0:11.52)	0:58.32 [7] (0:11.50)	0:46.82 [6] (0:11.67)	0:35.15 [6] (0:11.50)	0:23.65 [4] (0:11.49)	0:12.16 [1] (0:12.16)					
Average Speed [km/h]	50.4	61.4	62.7	63.3	62.2	63.6	63.1	59.2					
Top Speed [km/h]	60.7	62.3	63.8	64.4	63.6	64.3	64.3	61.2					
Avg. Dist. to Rail [m]	6.1	2.2	1.7	2.3	2.0	2.9	4.7	5.5					
Avg. Stride Freq. [Hz]	2.1	2.1	2.1	2.1	2.1	2.1	2.2	2.1					
Avg. Stride Length [m]	6.4	7.8	8.1	8.0	8.1	8.1	7.9	7.7					



- [] Ranking at each section and finish
- .-.- No data available at this section
- NA No data available



Horse/Jockey Name	Euromantic
Final Rank	2
Fastest Section Time (Section)	0:11.48 (1200m)
Top Speed [km/h] (Section)	64.7 (400m)
Race State	Finished



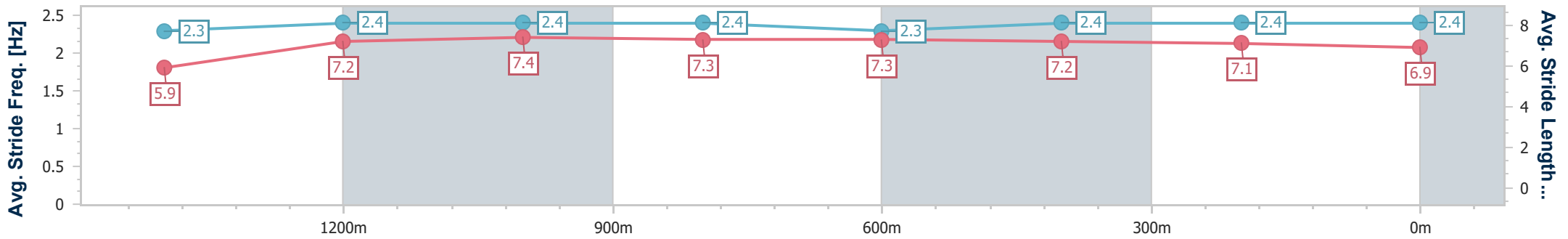
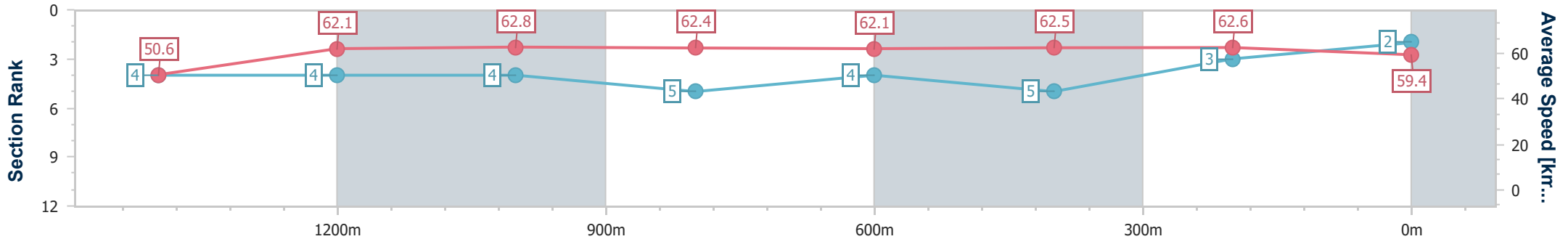
Townsville QLD Professional
Race 4: CAMPBELL CUSTOM FABRICATION Class 1 Handicap - 1609m



13 December 2024 - 13:02

Track Rating: Soft 6, Weather: Overcast, Rail Position: True

Section	Overall	1400m	1200m	1000m	800m	600m	400m	200m					
Section Times	1:36.86 [2] (0:14.94)	1:21.92 [4] (0:11.63)	1:10.29 [4] (0:11.48)	0:58.81 [4] (0:11.69)	0:47.12 [5] (0:11.72)	0:35.40 [4] (0:11.68)	0:23.72 [5] (0:11.60)	0:12.12 [3] (0:12.12)					
Average Speed [km/h]	50.6	62.1	62.8	62.4	62.1	62.5	62.6	59.4					
Top Speed [km/h]	61.1	62.8	63.8	63.2	62.9	64.3	64.7	62.3					
Avg. Dist. to Rail [m]	3.7	1.1	0.8	2.6	2.2	3.0	4.3	3.1					
Avg. Stride Freq. [Hz]	2.3	2.4	2.4	2.4	2.3	2.4	2.4	2.4					
Avg. Stride Length [m]	5.9	7.2	7.4	7.3	7.3	7.2	7.1	6.9					



- [] Ranking at each section and finish
- .-.- No data available at this section
- NA No data available



Horse/Jockey Name	Keep On Running
Final Rank	3
Fastest Section Time (Section)	0:11.23 (1200m)
Top Speed [km/h] (Section)	64.7 (1200m)
Race State	Finished



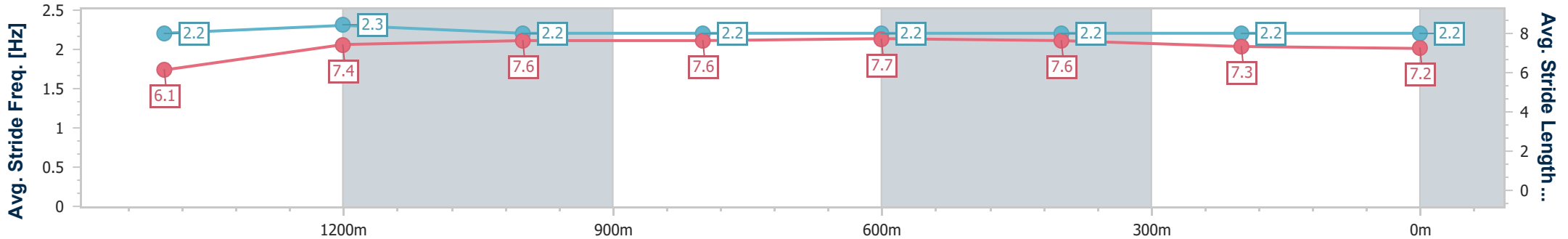
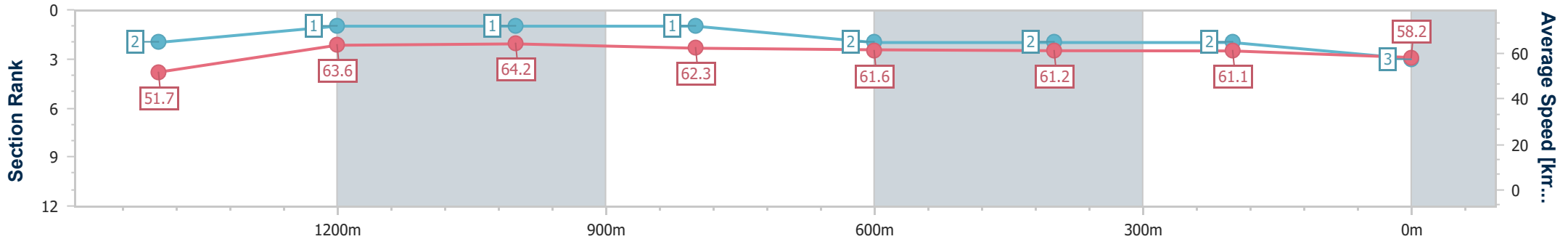
Townsville QLD Professional
Race 4: CAMPBELL CUSTOM FABRICATION Class 1 Handicap - 1609m



13 December 2024 - 13:02

Track Rating: Soft 6, Weather: Overcast, Rail Position: True

Section	Overall	1400m	1200m	1000m	800m	600m	400m	200m					
Section Times	1:37.03 [3] (0:14.78)	1:22.25 [2] (0:11.42)	1:10.83 [1] (0:11.23)	0:59.60 [1] (0:11.76)	0:47.84 [1] (0:11.90)	0:35.94 [2] (0:11.77)	0:24.17 [2] (0:11.81)	0:12.36 [2] (0:12.36)					
Average Speed [km/h]	51.7	63.6	64.2	62.3	61.6	61.2	61.1	58.2					
Top Speed [km/h]	63.7	64.5	64.7	63.4	62.7	61.8	61.6	60.1					
Avg. Dist. to Rail [m]	7.9	2.9	2.8	3.8	3.4	0.8	0.2	0.2					
Avg. Stride Freq. [Hz]	2.2	2.3	2.2	2.2	2.2	2.2	2.2	2.2					
Avg. Stride Length [m]	6.1	7.4	7.6	7.6	7.7	7.6	7.3	7.2					



- [] Ranking at each section and finish
- .-.- No data available at this section
- NA No data available



Horse/Jockey Name	Queenbeel
Final Rank	4
Fastest Section Time (Section)	0:11.50 (1000m)
Top Speed [km/h] (Section)	63.8 (1200m)
Race State	Finished



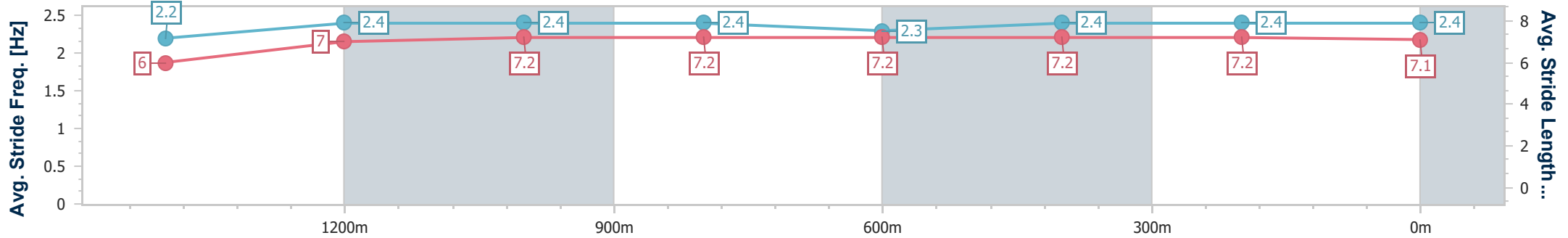
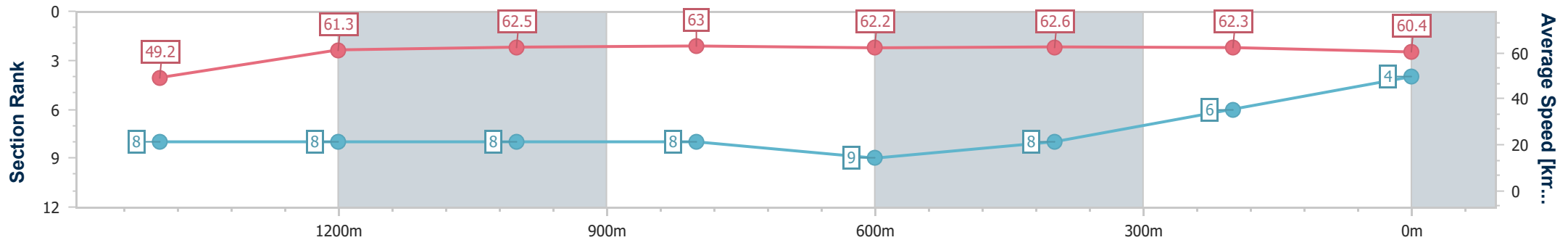
Townsville QLD Professional
Race 4: CAMPBELL CUSTOM FABRICATION Class 1 Handicap - 1609m



13 December 2024 - 13:02

Track Rating: Soft 6, Weather: Overcast, Rail Position: True

Section	Overall	1400m	1200m	1000m	800m	600m	400m	200m						
Section Times	1:37.17 [4] (0:15.40)	1:21.77 [8] (0:11.79)	1:09.98 [8] (0:11.52)	0:58.46 [8] (0:11.50)	0:46.96 [8] (0:11.68)	0:35.28 [9] (0:11.67)	0:23.61 [8] (0:11.69)	0:11.92 [6] (0:11.92)						
Average Speed [km/h]	49.2	61.3	62.5	63.0	62.2	62.6	62.3	60.4						
Top Speed [km/h]	61.4	63.1	63.8	63.6	63.3	63.3	63.1	61.3						
Avg. Dist. to Rail [m]	5.4	1.1	0.9	1.6	1.8	3.0	5.8	6.5						
Avg. Stride Freq. [Hz]	2.2	2.4	2.4	2.4	2.3	2.4	2.4	2.4						
Avg. Stride Length [m]	6.0	7.0	7.2	7.2	7.2	7.2	7.2	7.1						



- [] Ranking at each section and finish
- .-.- No data available at this section
- NA No data available



Horse/Jockey Name	Miss Farstar
Final Rank	5
Fastest Section Time (Section)	0:11.34 (1200m)
Top Speed [km/h] (Section)	64.0 (1200m)
Race State	Finished



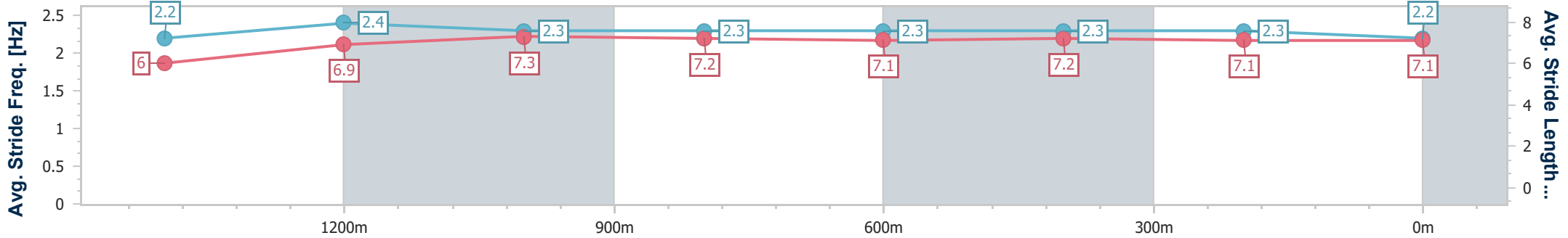
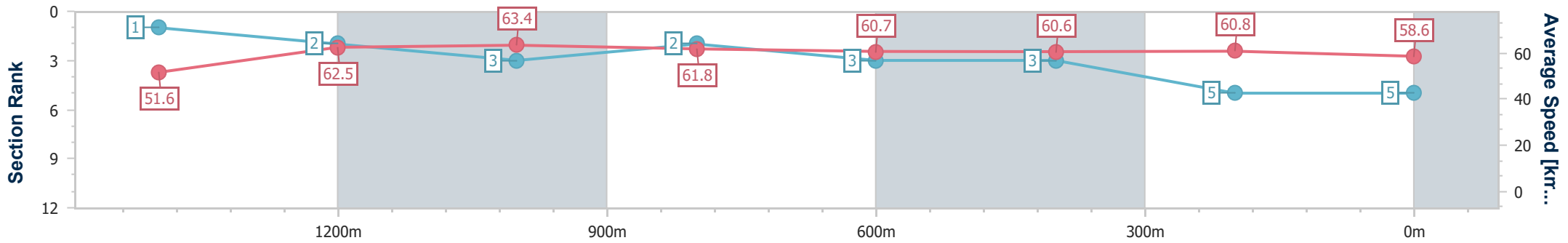
Townsville QLD Professional
Race 4: CAMPBELL CUSTOM FABRICATION Class 1 Handicap - 1609m



13 December 2024 - 13:02

Track Rating: Soft 6, Weather: Overcast, Rail Position: True

Section	Overall	1400m	1200m	1000m	800m	600m	400m	200m					
Section Times	1:37.28 [5] (0:14.69)	1:22.59 [1] (0:11.54)	1:11.05 [2] (0:11.34)	0:59.71 [3] (0:11.67)	0:48.04 [2] (0:11.91)	0:36.13 [3] (0:11.94)	0:24.19 [3] (0:11.92)	0:12.27 [5] (0:12.27)					
Average Speed [km/h]	51.6	62.5	63.4	61.8	60.7	60.6	60.8	58.6					
Top Speed [km/h]	63.1	63.9	64.0	63.4	61.5	61.4	61.3	60.3					
Avg. Dist. to Rail [m]	5.3	0.2	0.3	0.8	0.9	1.4	2.9	4.3					
Avg. Stride Freq. [Hz]	2.2	2.4	2.3	2.3	2.3	2.3	2.3	2.2					
Avg. Stride Length [m]	6.0	6.9	7.3	7.2	7.1	7.2	7.1	7.1					



- [] Ranking at each section and finish
- .-.- No data available at this section
- NA No data available



Horse/Jockey Name	Pride An' Joy
Final Rank	6
Fastest Section Time (Section)	0:11.39 (800m)
Top Speed [km/h] (Section)	64.4 (600m)
Race State	Finished



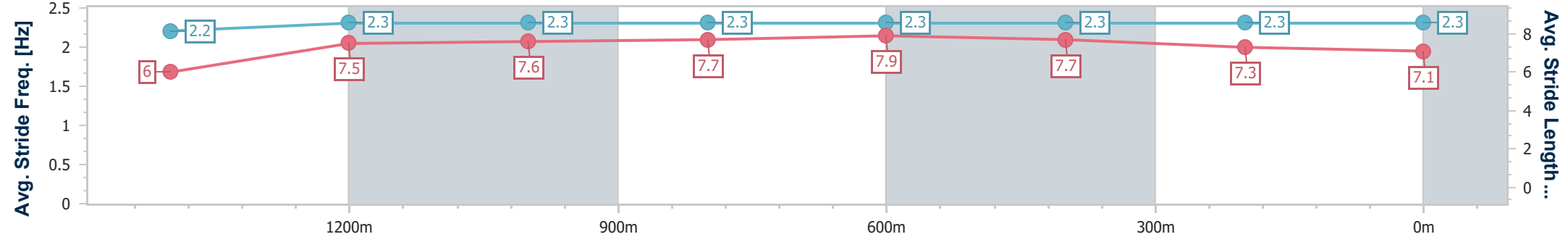
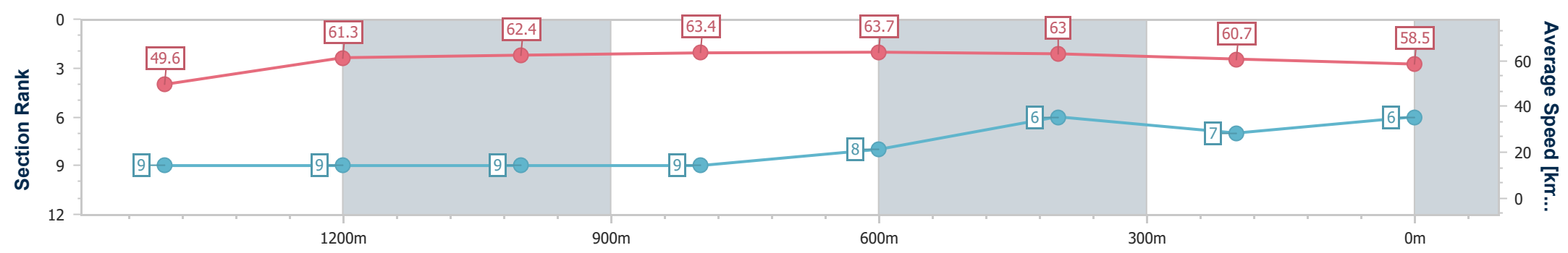
Townsville QLD Professional
Race 4: CAMPBELL CUSTOM FABRICATION Class 1 Handicap
- 1609m



13 December 2024 - 13:02

Track Rating: Soft 6, Weather: Overcast, Rail Position: True

Section	Overall	1400m	1200m	1000m	800m	600m	400m	200m					
Section Times	1:37.60 [6] (0:15.45)	1:22.15 [9] (0:11.85)	1:10.30 [9] (0:11.58)	0:58.72 [9] (0:11.43)	0:47.29 [9] (0:11.39)	0:35.90 [8] (0:11.62)	0:24.28 [6] (0:11.98)	0:12.30 [7] (0:12.30)					
Average Speed [km/h]	49.6	61.3	62.4	63.4	63.7	63.0	60.7	58.5					
Top Speed [km/h]	62.2	62.0	63.3	64.3	64.2	64.4	61.5	60.1					
Avg. Dist. to Rail [m]	9.6	2.9	2.1	1.7	1.3	3.6	5.5	5.6					
Avg. Stride Freq. [Hz]	2.2	2.3	2.3	2.3	2.3	2.3	2.3	2.3					
Avg. Stride Length [m]	6.0	7.5	7.6	7.7	7.9	7.7	7.3	7.1					



[] Ranking at each section and finish
 -.-.- No data available at this section
 NA No data available



Horse/Jockey Name	Merry Old Soul
Final Rank	7
Fastest Section Time (Section)	0:11.09 (1200m)
Top Speed [km/h] (Section)	66.0 (1200m)
Race State	Finished



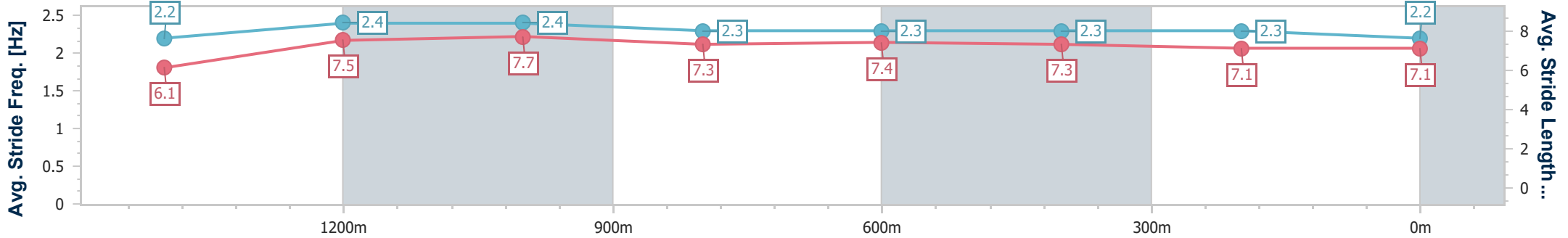
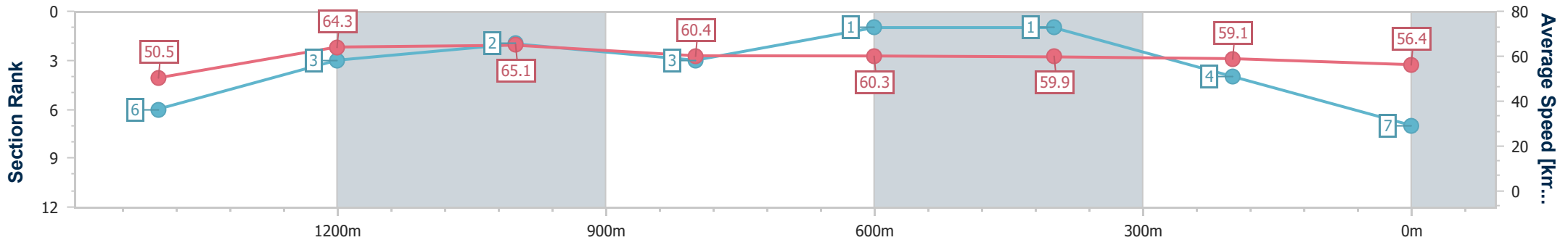
Townsville QLD Professional
Race 4: CAMPBELL CUSTOM FABRICATION Class 1 Handicap
- 1609m



13 December 2024 - 13:02

Track Rating: Soft 6, Weather: Overcast, Rail Position: True

Section	Overall	1400m	1200m	1000m	800m	600m	400m	200m					
Section Times	1:37.61 [7] (0:15.18)	1:22.43 [6] (0:11.28)	1:11.15 [3] (0:11.09)	1:00.06 [2] (0:11.96)	0:48.10 [3] (0:11.50)	0:36.60 [1] (0:11.69)	0:24.91 [1] (0:12.16)	0:12.75 [4] (0:12.75)					
Average Speed [km/h]	50.5	64.3	65.1	60.4	60.3	59.9	59.1	56.4					
Top Speed [km/h]	64.3	65.3	66.0	62.2	61.4	60.8	60.3	58.1					
Avg. Dist. to Rail [m]	8.5	3.5	2.8	1.4	7.0	5.9	1.3	0.7					
Avg. Stride Freq. [Hz]	2.2	2.4	2.4	2.3	2.3	2.3	2.3	2.2					
Avg. Stride Length [m]	6.1	7.5	7.7	7.3	7.4	7.3	7.1	7.1					



- [] Ranking at each section and finish
- .-.- No data available at this section
- NA No data available



Horse/Jockey Name	Moon Lightning
Final Rank	8
Fastest Section Time (Section)	0:11.46 (1200m)
Top Speed [km/h] (Section)	64.5 (1200m)
Race State	Finished



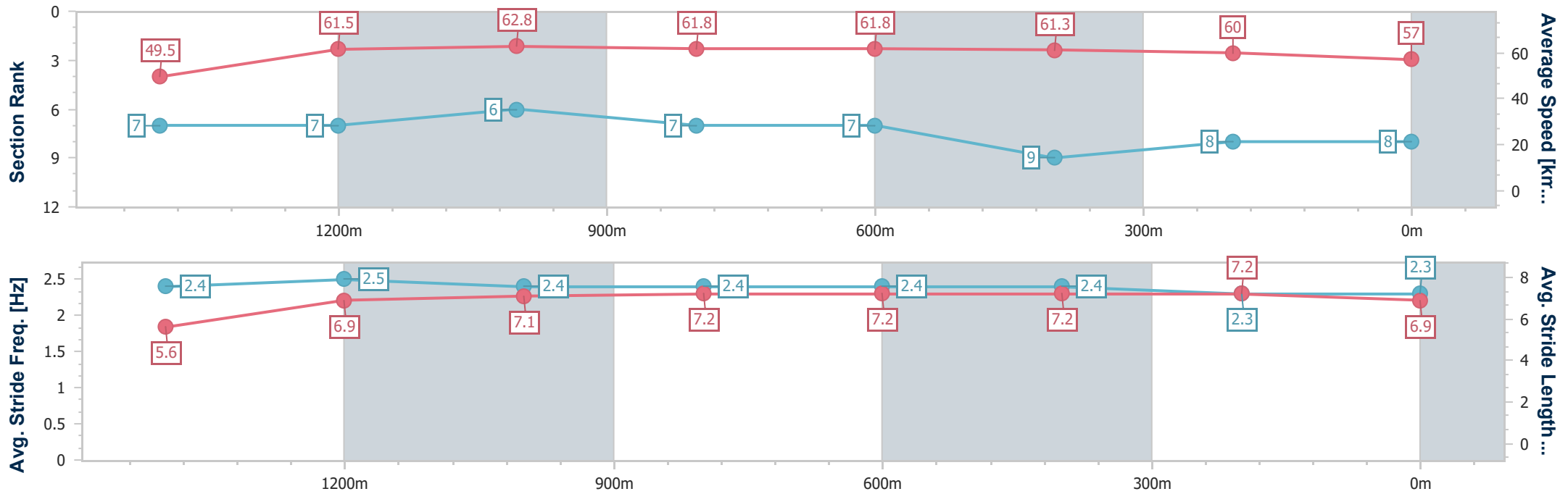
Townsville QLD Professional
Race 4: CAMPBELL CUSTOM FABRICATION Class 1 Handicap - 1609m



13 December 2024 - 13:02

Track Rating: Soft 6, Weather: Overcast, Rail Position: True

Section	Overall	1400m	1200m	1000m	800m	600m	400m	200m					
Section Times	1:38.25 [8] (0:15.27)	1:22.98 [7] (0:11.68)	1:11.30 [7] (0:11.46)	0:59.84 [6] (0:11.64)	0:48.20 [7] (0:11.65)	0:36.55 [7] (0:11.87)	0:24.68 [9] (0:12.06)	0:12.62 [8] (0:12.62)					
Average Speed [km/h]	49.5	61.5	62.8	61.8	61.8	61.3	60.0	57.0					
Top Speed [km/h]	61.4	62.8	64.5	64.2	62.8	62.1	61.2	59.3					
Avg. Dist. to Rail [m]	3.7	0.5	0.2	0.4	0.3	2.0	3.4	4.3					
Avg. Stride Freq. [Hz]	2.4	2.5	2.4	2.4	2.4	2.4	2.3	2.3					
Avg. Stride Length [m]	5.6	6.9	7.1	7.2	7.2	7.2	7.2	6.9					



- [] Ranking at each section and finish
- .-.- No data available at this section
- NA No data available



Horse/Jockey Name	Telmesomethin'girl
Final Rank	9
Fastest Section Time (Section)	0:11.50 (1200m)
Top Speed [km/h] (Section)	64.0 (1200m)
Race State	Finished



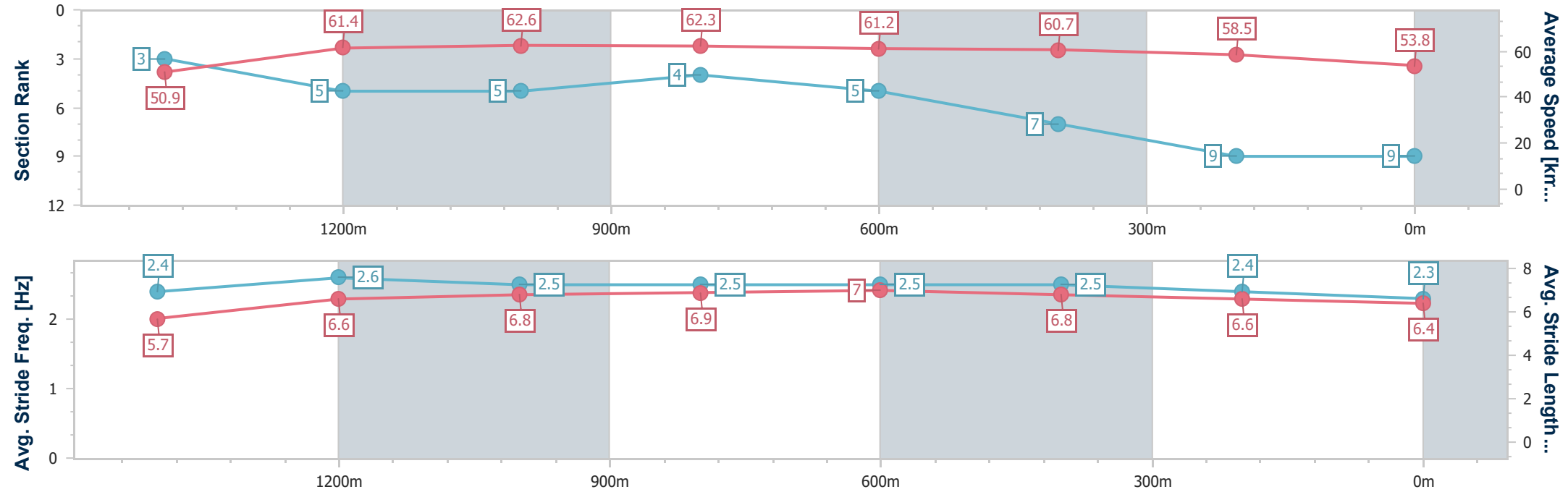
Townsville QLD Professional
Race 4: CAMPBELL CUSTOM FABRICATION Class 1 Handicap - 1609m

13 December 2024 - 13:02

Track Rating: Soft 6, Weather: Overcast, Rail Position: True



Section	Overall	1400m	1200m	1000m	800m	600m	400m	200m
Section Times	1:39.23 [9] (0:14.82)	1:24.41 [3] (0:11.77)	1:12.64 [5] (0:11.50)	1:01.14 [5] (0:11.63)	0:49.51 [4] (0:11.83)	0:37.68 [5] (0:11.95)	0:25.73 [7] (0:12.35)	0:13.38 [9] (0:13.38)
Average Speed [km/h]	50.9	61.4	62.6	62.3	61.2	60.7	58.5	53.8
Top Speed [km/h]	62.9	62.7	64.0	62.6	62.1	61.7	60.2	56.3
Avg. Dist. to Rail [m]	2.5	0.8	0.7	1.2	1.0	1.7	1.9	1.6
Avg. Stride Freq. [Hz]	2.4	2.6	2.5	2.5	2.5	2.5	2.4	2.3
Avg. Stride Length [m]	5.7	6.6	6.8	6.9	7.0	6.8	6.6	6.4



- [] Ranking at each section and finish
- .-.- No data available at this section
- NA No data available



Townsville QLD Professional

Race 5: SKB INDUSTRIES BENCHMARK 65 Handicap - 1000m

13 December 2024 - 13:41



Track Rating: Soft 5, Weather: Overcast, Rail Position: True

Section		Overall	800m	600m	400m	200m	Last 600m					
Field Times		0:56.36 (0:12.85)	0:43.51 (0:10.44)	0:33.07 (0:10.65)	0:22.42 (0:10.90)	0:11.52 (0:11.52)	0:33.07					
Rank	TAB Horse/Jockey	Barrier	Top Speed [km/h]	Fastest Section	Margin					Distance Travelled [m]		
1	4 NORTHERNONTAP Nathan Day	4	70.4 600m	0:10.45 800m	0:56.36 [1] (0:13.07)	0:43.29 [3] (0:10.45)	0:32.84 [3] (0:10.53)	0:22.31 [3] (0:10.82)	0:11.49 [2] (0:11.49)	0:56.36	0:32.84	
2	1 KISS ME LATER Ashley Butler	8	71.1 Overall	0:10.46 800m	0:56.44 [2] (0:13.41)	0:43.03 [7] (0:10.46)	0:32.57 [8] (0:10.57)	0:22.00 [7] (0:10.71)	0:11.29 [6] (0:11.29)	0.5L	0:32.57	-1
3	6 YAMABUSHI Tyler Leslight	5	70.9 800m	0:10.44 800m	0:56.51 [3] (0:12.85)	0:43.66 [1] (0:10.44)	0:33.22 [1] (0:10.65)	0:22.57 [1] (0:10.90)	0:11.67 [1] (0:11.67)	0.89L	0:33.22	+1
4	10 ROTH 'N' BUBBLE Adrian Layt	3	70.5 600m	0:10.58 600m	0:56.51 [4] (0:13.21)	0:43.30 [6] (0:10.63)	0:32.67 [6] (0:10.58)	0:22.09 [6] (0:10.69)	0:11.40 [5] (0:11.40)	0.92L	0:32.67	+2
5	2 MORPHEUS BRAGI Adam Sewell	1	70.6 800m	0:10.43 800m	0:56.63 [5] (0:13.16)	0:43.47 [5] (0:10.43)	0:33.04 [4] (0:10.62)	0:22.42 [4] (0:10.87)	0:11.55 [4] (0:11.55)	1.6L	0:33.04	+0
6	9 NANO STAR Nathan Thomas	2	70.7 800m	0:10.38 800m	0:56.80 [6] (0:12.95)	0:43.85 [2] (0:10.38)	0:33.47 [2] (0:10.69)	0:22.78 [2] (0:11.01)	0:11.77 [3] (0:11.77)	2.6L	0:33.47	+0
7	3 RESTRICTIONS Nikki Olzard	9	71.6 800m	0:10.32 800m	0:57.00 [7] (0:13.52)	0:43.48 [8] (0:10.32)	0:33.16 [7] (0:10.65)	0:22.51 [8] (0:10.97)	0:11.54 [8] (0:11.54)	3.78L	0:33.16	+0
8	7 TO LOVE SOMEBODY Denicious Smith	6	70.1 800m	0:10.55 800m	0:57.09 [8] (0:13.13)	0:43.96 [4] (0:10.55)	0:33.41 [5] (0:10.62)	0:22.79 [5] (0:11.00)	0:11.79 [7] (0:11.79)	4.33L	0:33.41	+1

Scratched: Saturday Vibes (#8), Midas Star (#5)

[] Ranking at each section and finish
 -:-:- No data available at this section
 NA No data available

SCN Saddle cloth number
 DNF Did not finish
 DNT Did not track



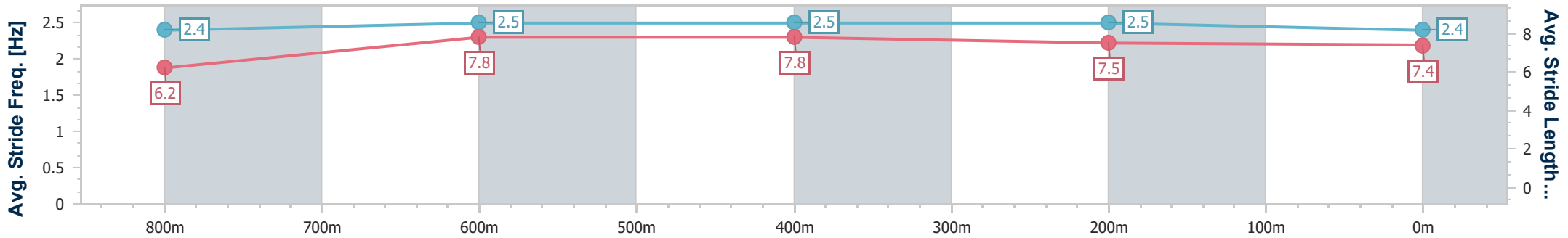
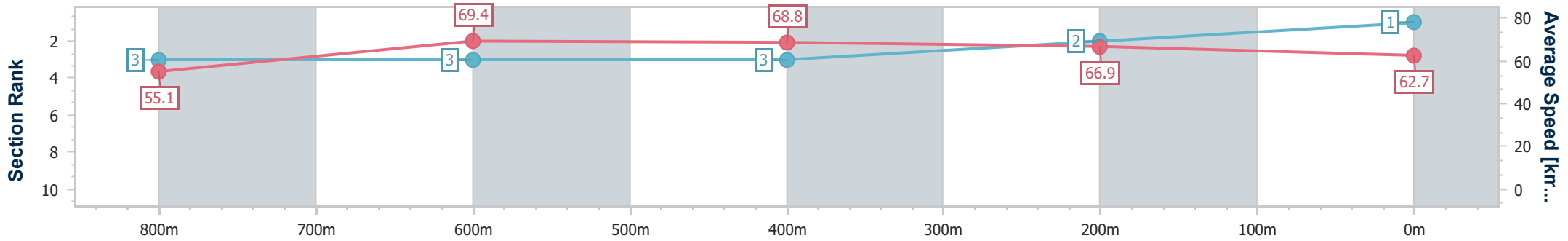
Horse/Jockey Name	Northernontap
Final Rank	1
Fastest Section Time (Section)	0:10.45 (800m)
Top Speed [km/h] (Section)	70.4 (600m)
Race State	Finished



Townsville QLD Professional
 Race 5: SKB INDUSTRIES BENCHMARK 65 Handicap - 1000m
 13 December 2024 - 13:41
 Track Rating: Soft 5, Weather: Overcast, Rail Position: True



Section	Overall	800m	600m	400m	200m
Section Times	0:56.36 [1] (0:13.07)	0:43.29 [3] (0:10.45)	0:32.84 [3] (0:10.53)	0:22.31 [3] (0:10.82)	0:11.49 [2] (0:11.49)
Average Speed [km/h]	55.1	69.4	68.8	66.9	62.7
Top Speed [km/h]	69.5	70.2	70.4	68.1	66.2
Avg. Dist. to Rail [m]	4.9	1.6	1.6	2.9	3.0
Avg. Stride Freq. [Hz]	2.4	2.5	2.5	2.5	2.4
Avg. Stride Length [m]	6.2	7.8	7.8	7.5	7.4



- [] Ranking at each section and finish
- .-.- No data available at this section
- NA No data available



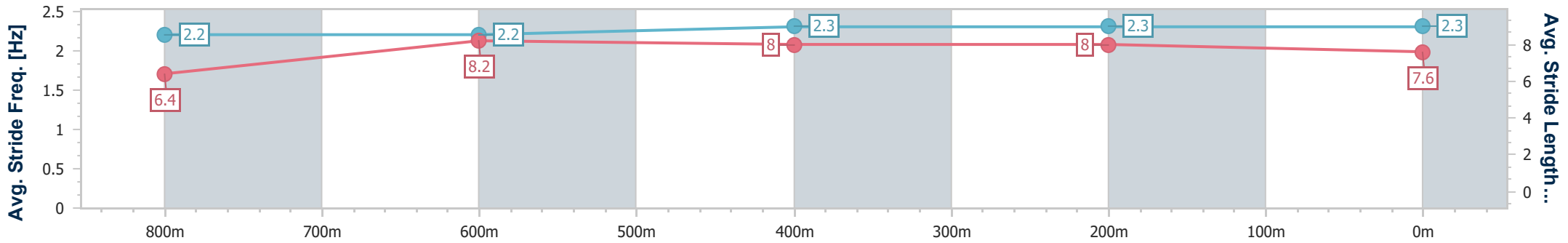
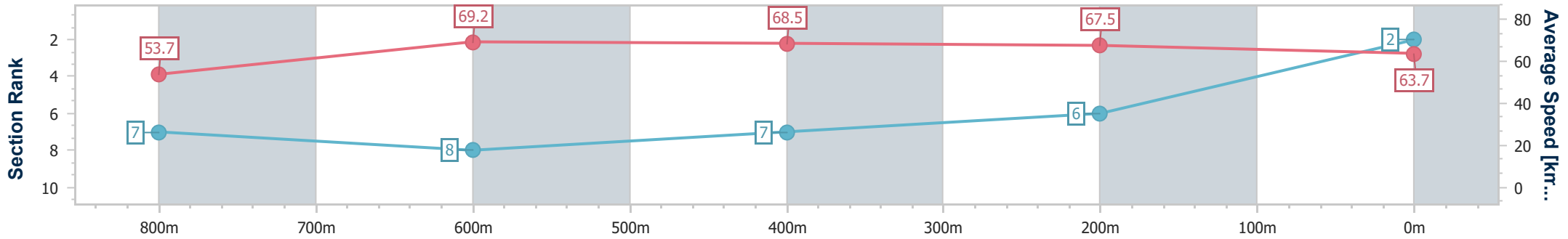
Horse/Jockey Name	Kiss Me Later
Final Rank	2
Fastest Section Time (Section)	0:10.46 (800m)
Top Speed [km/h] (Section)	71.1 (Overall)
Race State	Finished



Townsville QLD Professional
 Race 5: SKB INDUSTRIES BENCHMARK 65 Handicap - 1000m
 13 December 2024 - 13:41
 Track Rating: Soft 5, Weather: Overcast, Rail Position: True



Section	Overall	800m	600m	400m	200m
Section Times	0:56.44 [2] (0:13.41)	0:43.03 [7] (0:10.46)	0:32.57 [8] (0:10.57)	0:22.00 [7] (0:10.71)	0:11.29 [6] (0:11.29)
Average Speed [km/h]	53.7	69.2	68.5	67.5	63.7
Top Speed [km/h]	71.1	70.4	69.5	68.5	66.0
Avg. Dist. to Rail [m]	8.5	1.8	1.0	2.3	3.8
Avg. Stride Freq. [Hz]	2.2	2.2	2.3	2.3	2.3
Avg. Stride Length [m]	6.4	8.2	8.0	8.0	7.6



- [] Ranking at each section and finish
- .-.- No data available at this section
- NA No data available



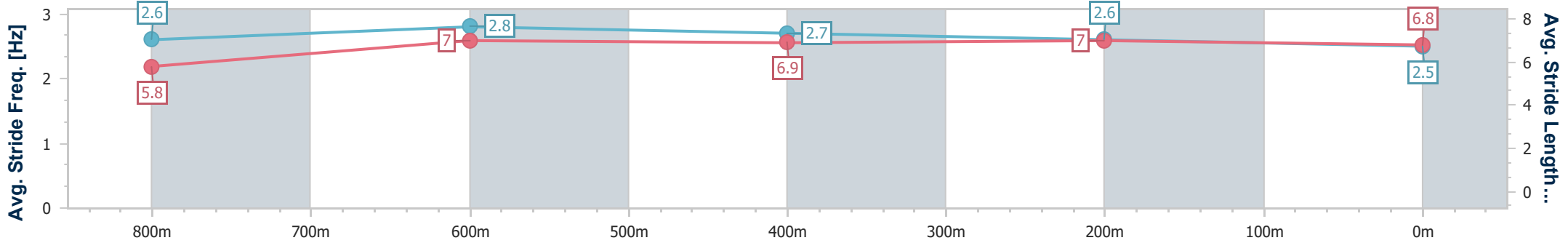
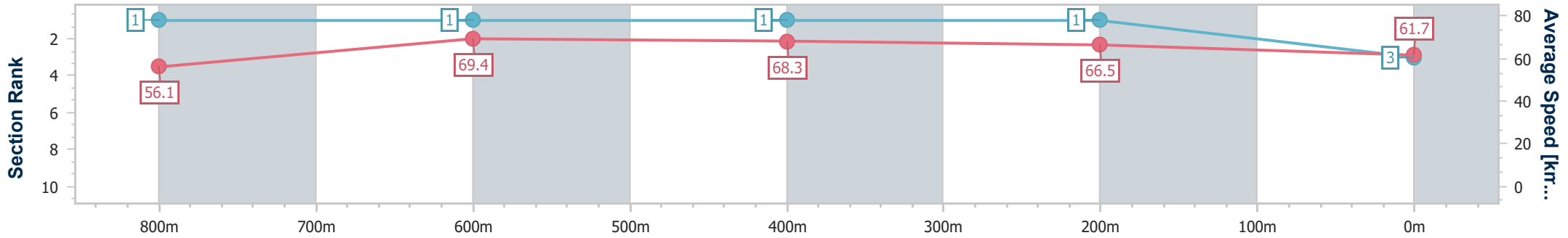
Horse/Jockey Name	Yamabushi
Final Rank	3
Fastest Section Time (Section)	0:10.44 (800m)
Top Speed [km/h] (Section)	70.9 (800m)
Race State	Finished



Townsville QLD Professional
 Race 5: SKB INDUSTRIES BENCHMARK 65 Handicap - 1000m
 13 December 2024 - 13:41
 Track Rating: Soft 5, Weather: Overcast, Rail Position: True



Section	Overall	800m	600m	400m	200m
Section Times	0:56.51 [3] (0:12.85)	0:43.66 [1] (0:10.44)	0:33.22 [1] (0:10.65)	0:22.57 [1] (0:10.90)	0:11.67 [1] (0:11.67)
Average Speed [km/h]	56.1	69.4	68.3	66.5	61.7
Top Speed [km/h]	70.8	70.9	70.1	67.8	65.5
Avg. Dist. to Rail [m]	6.6	1.6	2.3	2.7	1.2
Avg. Stride Freq. [Hz]	2.6	2.8	2.7	2.6	2.5
Avg. Stride Length [m]	5.8	7.0	6.9	7.0	6.8



- [] Ranking at each section and finish
- .-.- No data available at this section
- NA No data available



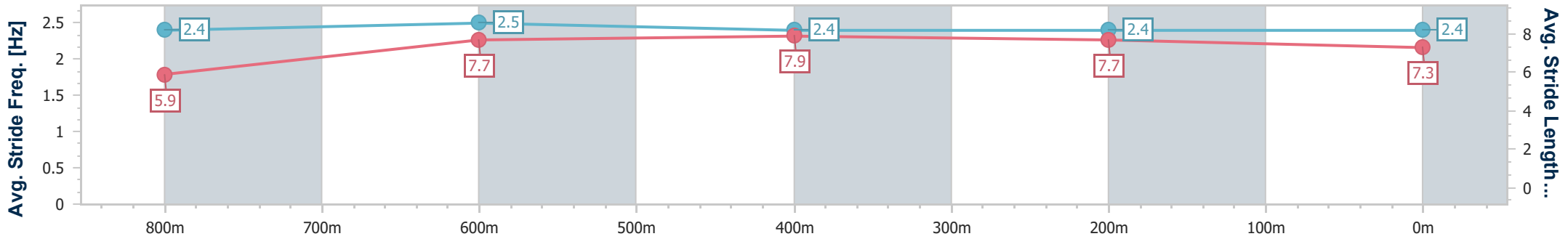
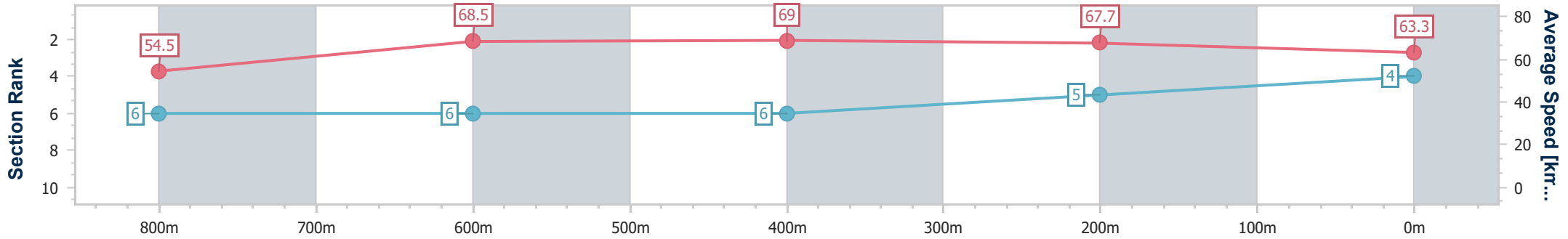
Horse/Jockey Name	Roth 'N' Bubble
Final Rank	4
Fastest Section Time (Section)	0:10.58 (600m)
Top Speed [km/h] (Section)	70.5 (600m)
Race State	Finished



Townsville QLD Professional
 Race 5: SKB INDUSTRIES BENCHMARK 65 Handicap - 1000m
 13 December 2024 - 13:41
 Track Rating: Soft 5, Weather: Overcast, Rail Position: True



Section	Overall	800m	600m	400m	200m
Section Times	0:56.51 [4] (0:13.21)	0:43.30 [6] (0:10.63)	0:32.67 [6] (0:10.58)	0:22.09 [6] (0:10.69)	0:11.40 [5] (0:11.40)
Average Speed [km/h]	54.5	68.5	69.0	67.7	63.3
Top Speed [km/h]	70.4	69.6	70.5	68.6	66.0
Avg. Dist. to Rail [m]	4.9	2.7	2.8	3.3	3.6
Avg. Stride Freq. [Hz]	2.4	2.5	2.4	2.4	2.4
Avg. Stride Length [m]	5.9	7.7	7.9	7.7	7.3



- [] Ranking at each section and finish
- .-.- No data available at this section
- NA No data available



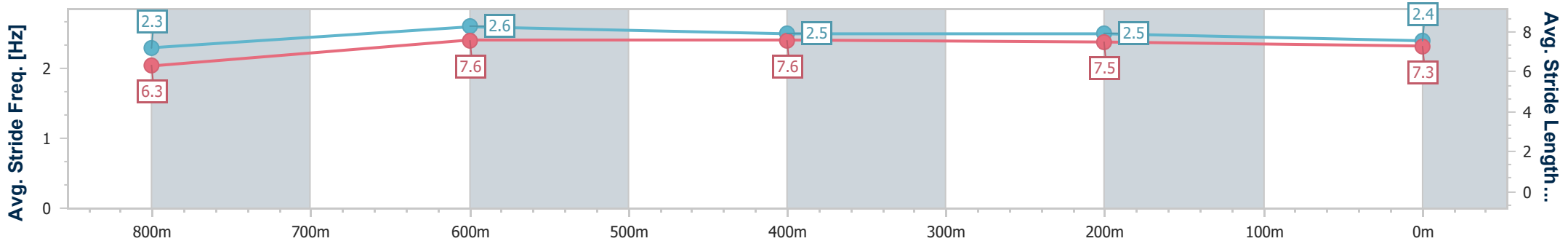
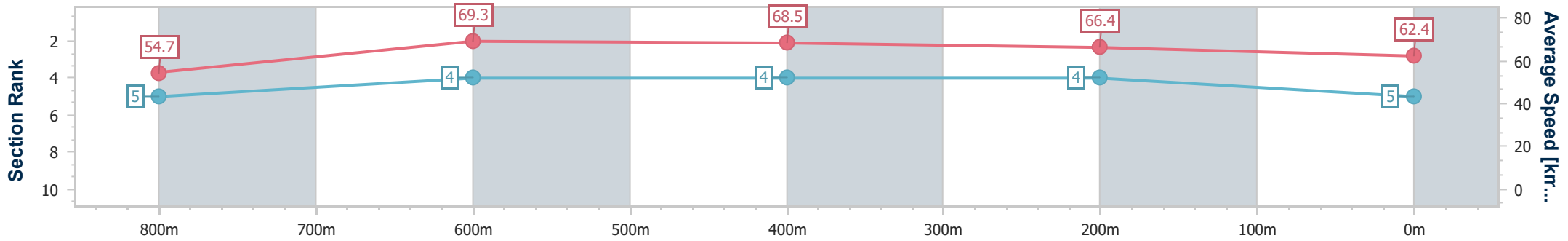
Horse/Jockey Name	Morpheus Bragi
Final Rank	5
Fastest Section Time (Section)	0:10.43 (800m)
Top Speed [km/h] (Section)	70.6 (800m)
Race State	Finished



Townsville QLD Professional
 Race 5: SKB INDUSTRIES BENCHMARK 65 Handicap - 1000m
 13 December 2024 - 13:41
 Track Rating: Soft 5, Weather: Overcast, Rail Position: True



Section	Overall	800m	600m	400m	200m
Section Times	0:56.63 [5] (0:13.16)	0:43.47 [5] (0:10.43)	0:33.04 [4] (0:10.62)	0:22.42 [4] (0:10.87)	0:11.55 [4] (0:11.55)
Average Speed [km/h]	54.7	69.3	68.5	66.4	62.4
Top Speed [km/h]	70.2	70.6	69.8	67.5	66.0
Avg. Dist. to Rail [m]	2.7	1.1	2.0	2.4	2.7
Avg. Stride Freq. [Hz]	2.3	2.6	2.5	2.5	2.4
Avg. Stride Length [m]	6.3	7.6	7.6	7.5	7.3



- [] Ranking at each section and finish
- .-.- No data available at this section
- NA No data available



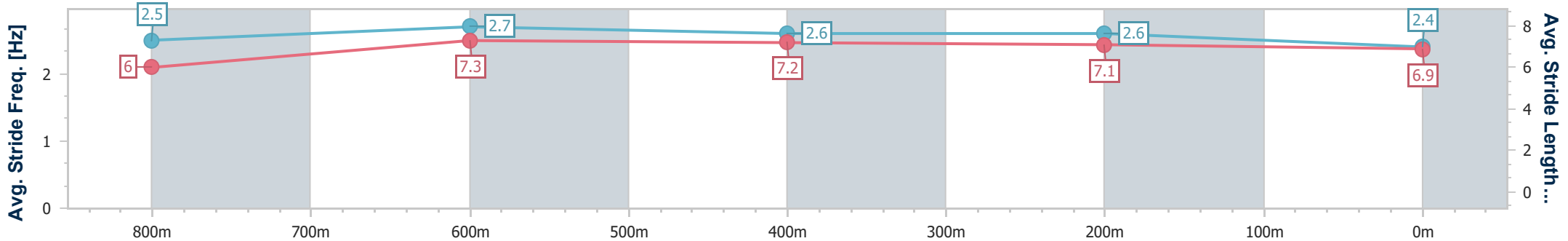
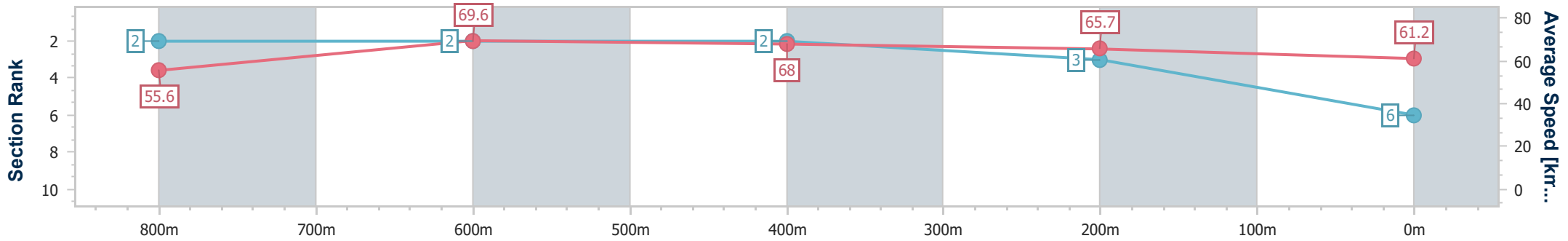
Horse/Jockey Name	Nano Star
Final Rank	6
Fastest Section Time (Section)	0:10.38 (800m)
Top Speed [km/h] (Section)	70.7 (800m)
Race State	Finished



Townsville QLD Professional
 Race 5: SKB INDUSTRIES BENCHMARK 65 Handicap - 1000m
 13 December 2024 - 13:41
 Track Rating: Soft 5, Weather: Overcast, Rail Position: True



Section	Overall	800m	600m	400m	200m
Section Times	0:56.80 [6] (0:12.95)	0:43.85 [2] (0:10.38)	0:33.47 [2] (0:10.69)	0:22.78 [2] (0:11.01)	0:11.77 [3] (0:11.77)
Average Speed [km/h]	55.6	69.6	68.0	65.7	61.2
Top Speed [km/h]	70.1	70.7	69.6	67.1	64.0
Avg. Dist. to Rail [m]	3.8	0.8	2.3	2.4	1.5
Avg. Stride Freq. [Hz]	2.5	2.7	2.6	2.6	2.4
Avg. Stride Length [m]	6.0	7.3	7.2	7.1	6.9



- [] Ranking at each section and finish
- .-.- No data available at this section
- NA No data available



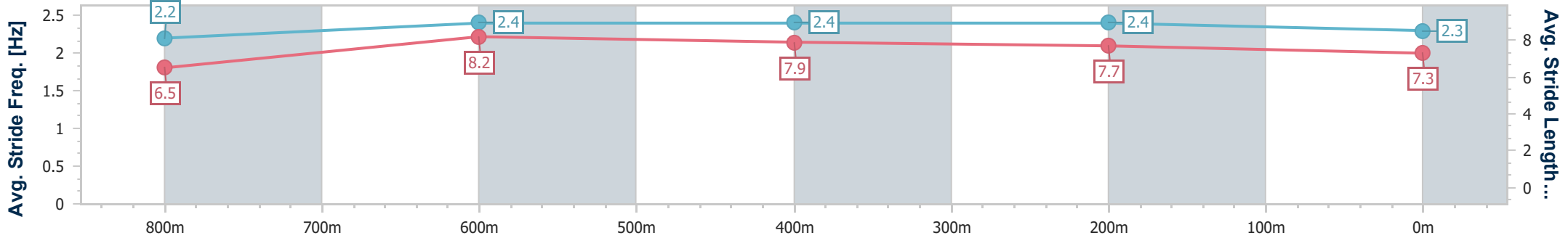
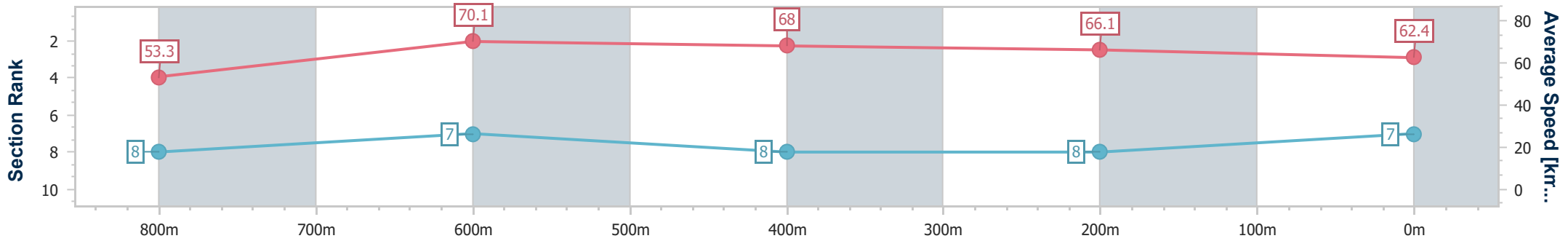
Horse/Jockey Name	Restrictions
Final Rank	7
Fastest Section Time (Section)	0:10.32 (800m)
Top Speed [km/h] (Section)	71.6 (800m)
Race State	Finished



Townsville QLD Professional
 Race 5: SKB INDUSTRIES BENCHMARK 65 Handicap - 1000m
 13 December 2024 - 13:41
 Track Rating: Soft 5, Weather: Overcast, Rail Position: True



Section	Overall	800m	600m	400m	200m
Section Times	0:57.00 [7] (0:13.52)	0:43.48 [8] (0:10.32)	0:33.16 [7] (0:10.65)	0:22.51 [8] (0:10.97)	0:11.54 [8] (0:11.54)
Average Speed [km/h]	53.3	70.1	68.0	66.1	62.4
Top Speed [km/h]	71.6	71.6	70.0	67.8	64.7
Avg. Dist. to Rail [m]	9.4	1.8	1.3	5.5	7.7
Avg. Stride Freq. [Hz]	2.2	2.4	2.4	2.4	2.3
Avg. Stride Length [m]	6.5	8.2	7.9	7.7	7.3



- [] Ranking at each section and finish
- .-.- No data available at this section
- NA No data available



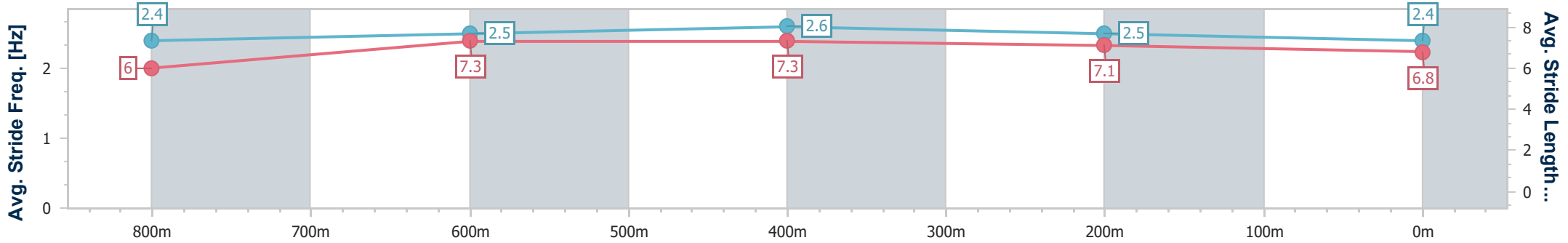
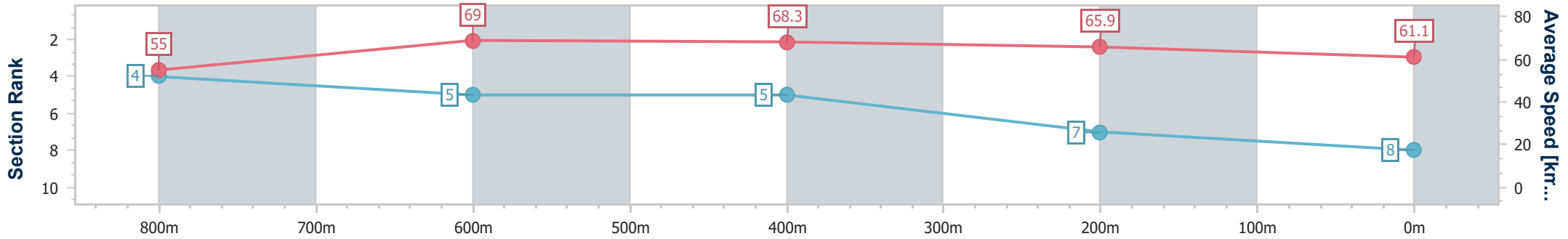
Horse/Jockey Name	To Love Somebody
Final Rank	8
Fastest Section Time (Section)	0:10.55 (800m)
Top Speed [km/h] (Section)	70.1 (800m)
Race State	Finished



Townsville QLD Professional
 Race 5: SKB INDUSTRIES BENCHMARK 65 Handicap - 1000m
 13 December 2024 - 13:41
 Track Rating: Soft 5, Weather: Overcast, Rail Position: True



Section	Overall	800m	600m	400m	200m
Section Times	0:57.09 [8] (0:13.13)	0:43.96 [4] (0:10.55)	0:33.41 [5] (0:10.62)	0:22.79 [5] (0:11.00)	0:11.79 [7] (0:11.79)
Average Speed [km/h]	55.0	69.0	68.3	65.9	61.1
Top Speed [km/h]	69.5	70.1	69.2	67.1	64.5
Avg. Dist. to Rail [m]	8.7	2.9	2.0	5.0	5.3
Avg. Stride Freq. [Hz]	2.4	2.5	2.6	2.5	2.4
Avg. Stride Length [m]	6.0	7.3	7.3	7.1	6.8



- [] Ranking at each section and finish
- .-.- No data available at this section
- NA No data available



Townsville QLD Professional

Race 6: COHEN CONSTRUCTIONS QTIS Three-Year-Old Maiden Plate - 1000m

13 December 2024 - 14:16



Track Rating: Soft 5, Weather: Overcast, Rail Position: True

Section		Overall	800m	600m	400m	200m	Last 600m					
Field Times		0:56.77 (0:12.82)	0:43.95 (0:10.21)	0:33.74 (0:10.82)	0:22.92 (0:11.38)	0:11.54 (0:11.54)	0:33.74					
Rank	TAB Horse/Jockey	Barrier	Top Speed [km/h]	Fastest Section	Margin					Distance Travelled [m]		
1	11 MIMMY'S SECRET Adam Sewell	10	72.0 800m	0:10.27 800m	0:56.77 [1] (0:13.32)	0:43.45 [9] (0:10.27)	0:33.18 [8] (0:10.82)	0:22.36 [8] (0:11.06)	0:11.30 [6] (0:11.30)	0:56.77	0:33.18	
2	8 CATMISS Nathan Day	11	71.6 800m	0:10.36 800m	0:56.91 [2] (0:13.19)	0:43.72 [7] (0:10.36)	0:33.36 [7] (0:10.65)	0:22.71 [5] (0:11.03)	0:11.68 [1] (0:11.68)	0.81L	0:33.36	-4
3	3 HEZA ROMEO Adrian Layt	2	72.0 800m	0:10.31 800m	0:57.05 [3] (0:13.00)	0:44.05 [5] (0:10.31)	0:33.74 [6] (0:10.81)	0:22.93 [4] (0:11.14)	0:11.79 [3] (0:11.79)	1.67L	0:33.74	-3
4	2 CODENAME ULTRA Tasha Chambers	12	72.5 800m	0:10.23 800m	0:57.31 [4] (0:12.93)	0:44.38 [4] (0:10.23)	0:34.15 [3] (0:10.82)	0:23.33 [3] (0:11.45)	0:11.88 [5] (0:11.88)	3.2L	0:34.15	+1
5	5 MYTHBUSTA Ashley Butler	7	70.9 800m	0:10.34 800m	0:57.37 [5] (0:13.32)	0:44.05 [8] (0:10.34)	0:33.71 [9] (0:10.74)	0:22.97 [7] (0:11.07)	0:11.90 [7] (0:11.90)	3.51L	0:33.71	-8
6	1 CHOCMINT Jackson Murphy	9	72.0 Overall	0:10.24 800m	0:57.39 [6] (0:12.84)	0:44.55 [2] (0:10.24)	0:34.31 [2] (0:10.88)	0:23.43 [2] (0:11.36)	0:12.07 [4] (0:12.07)	3.64L	0:34.31	-1
7	15 WEBS Wanderson D'Avila	5	71.3 800m	0:10.49 800m	0:57.47 [7] (0:13.50)	0:43.97 [11] (0:10.49)	0:33.48 [13] (0:10.70)	0:22.78 [11] (0:11.16)	0:11.62 [10] (0:11.62)	4.11L	0:33.48	-2
8	4 MR GRUMBLER Tyler Leslight	4	71.8 800m	0:10.43 800m	0:57.58 [8] (0:13.38)	0:44.20 [10] (0:10.43)	0:33.77 [10] (0:10.94)	0:22.83 [13] (0:11.03)	0:11.80 [9] (0:11.80)	4.76L	0:33.77	-5
9	6 SAN TAN TONI Pietro Romeo	3	72.5 Overall	0:10.36 800m	0:57.76 [9] (0:13.61)	0:44.15 [13] (0:10.36)	0:33.79 [12] (0:10.77)	0:23.02 [12] (0:11.34)	0:11.68 [12] (0:11.68)	5.82L	0:33.79	-6
10	9 CRIMSON DECIPHER Raul Silvera Olivera	8	72.0 Overall	0:10.21 800m	0:57.94 [10] (0:12.82)	0:45.12 [1] (0:10.21)	0:34.91 [1] (0:10.82)	0:24.09 [1] (0:11.38)	0:12.71 [2] (0:12.71)	6.87L	0:34.91	-5

Scratched: Hold My Halo (#10), The Judging Saint (#17), Sodamcute (#14), Zelezny (#7)

Report Created: Fri 13 December 2024 14:39 GMT (Note: Timing is based on position data)

Page 1/15

[] Ranking at each section and finish
 :---: No data available at this section
 NA No data available
 SCN Saddle cloth number
 DNF Did not finish
 DNT Did not track

data processed by TRIPLESDATA



Townsville QLD Professional

Race 6: COHEN CONSTRUCTIONS QTIS Three-Year-Old Maiden Plate - 1000m

13 December 2024 - 14:16



Track Rating: Soft 5, Weather: Overcast, Rail Position: True

Section		Overall	800m	600m	400m	200m	Last 600m					
Field Times		0:56.77 (0:12.82)	0:43.95 (0:10.21)	0:33.74 (0:10.82)	0:22.92 (0:11.38)	0:11.54 (0:11.54)	0:33.74					
Rank	TAB Horse/Jockey	Barrier	Top Speed [km/h]	Fastest Section	Margin					Distance Travelled [m]		
11	12 SAINT ANNS Denicious Smith	6	71.4 800m	0:10.32 800m	0:58.09 [11] (0:13.60)	0:44.49 [12] (0:10.32)	0:34.17 [11] (0:10.71)	0:23.46 [10] (0:11.29)	0:12.17 [11] (0:12.17)	7.74L	0:34.17	-8
12	16 WORTHY PRINCESS Nathan Thomas	1	72.0 800m	0:10.21 800m	0:58.68 [12] (0:13.01)	0:45.67 [6] (0:10.21)	0:35.46 [4] (0:11.03)	0:24.43 [6] (0:11.48)	0:12.95 [8] (0:12.95)	11.22L	0:35.46	-5
13	13 SOCIAL CHANGE Warwick Satherley	13	72.4 800m	0:10.40 800m	0:58.71 [13] (0:12.90)	0:45.81 [3] (0:10.40)	0:35.41 [5] (0:11.17)	0:24.24 [9] (0:11.64)	0:12.60 [13] (0:12.60)	11.39L	0:35.41	+3

Scratched: Hold My Halo (#10), The Judging Saint (#17), Sodamcute (#14), Zelezny (#7)

[] Ranking at each section and finish
 -:-:- No data available at this section
 NA No data available

SCN Saddle cloth number
 DNF Did not finish
 DNT Did not track



Horse/Jockey Name	Mimmy's Secret
Final Rank	1
Fastest Section Time (Section)	0:10.27 (800m)
Top Speed [km/h] (Section)	72.0 (800m)
Race State	Finished



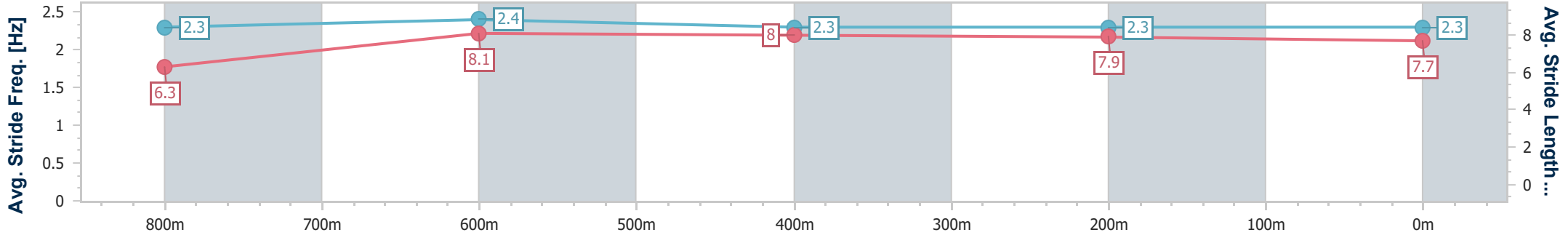
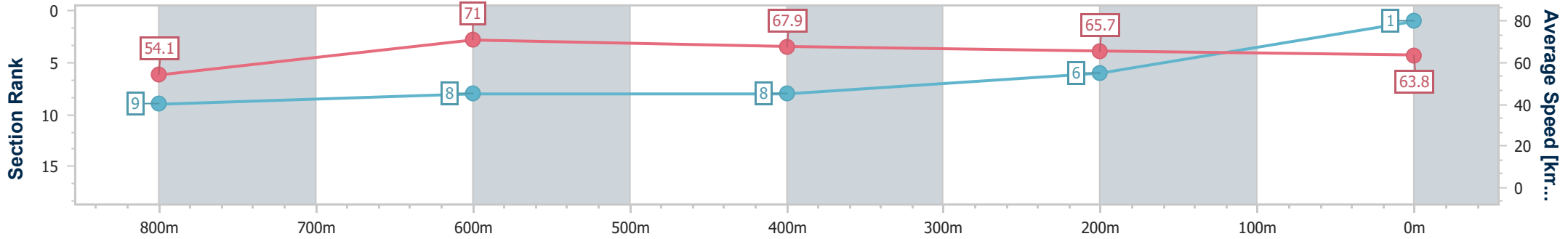
Townsville QLD Professional
Race 6: COHEN CONSTRUCTIONS QTIS Three-Year-Old
Maiden Plate - 1000m

13 December 2024 - 14:16

Track Rating: Soft 5, Weather: Overcast, Rail Position: True



Section	Overall	800m	600m	400m	200m
Section Times	0:56.77 [1] (0:13.32)	0:43.45 [9] (0:10.27)	0:33.18 [8] (0:10.82)	0:22.36 [8] (0:11.06)	0:11.30 [6] (0:11.30)
Average Speed [km/h]	54.1	71.0	67.9	65.7	63.8
Top Speed [km/h]	69.3	72.0	69.9	66.5	65.3
Avg. Dist. to Rail [m]	9.9	3.2	4.3	6.3	5.9
Avg. Stride Freq. [Hz]	2.3	2.4	2.3	2.3	2.3
Avg. Stride Length [m]	6.3	8.1	8.0	7.9	7.7



- [] Ranking at each section and finish
- .-.- No data available at this section
- NA No data available



Horse/Jockey Name	Catmiss
Final Rank	2
Fastest Section Time (Section)	0:10.36 (800m)
Top Speed [km/h] (Section)	71.6 (800m)
Race State	Finished



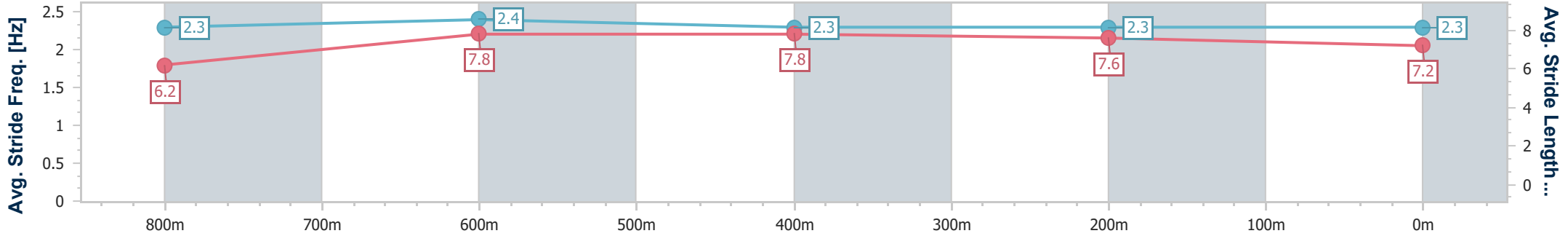
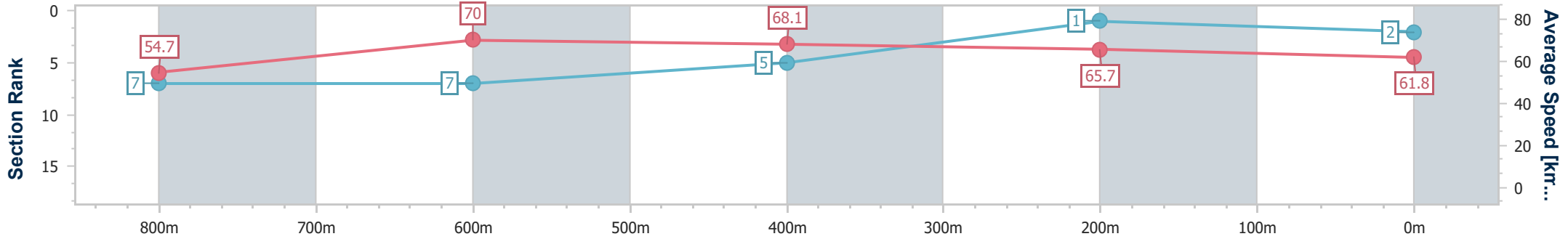
Townsville QLD Professional
Race 6: COHEN CONSTRUCTIONS QTIS Three-Year-Old
Maiden Plate - 1000m



13 December 2024 - 14:16

Track Rating: Soft 5, Weather: Overcast, Rail Position: True

Section	Overall	800m	600m	400m	200m
Section Times	0:56.91 [2] (0:13.19)	0:43.72 [7] (0:10.36)	0:33.36 [7] (0:10.65)	0:22.71 [5] (0:11.03)	0:11.68 [1] (0:11.68)
Average Speed [km/h]	54.7	70.0	68.1	65.7	61.8
Top Speed [km/h]	71.4	71.6	70.3	67.3	64.0
Avg. Dist. to Rail [m]	11.9	2.5	1.6	4.7	2.7
Avg. Stride Freq. [Hz]	2.3	2.4	2.3	2.3	2.3
Avg. Stride Length [m]	6.2	7.8	7.8	7.6	7.2



- [] Ranking at each section and finish
- .-.- No data available at this section
- NA No data available



Horse/Jockey Name	Heza Romeo
Final Rank	3
Fastest Section Time (Section)	0:10.31 (800m)
Top Speed [km/h] (Section)	72.0 (800m)
Race State	Finished



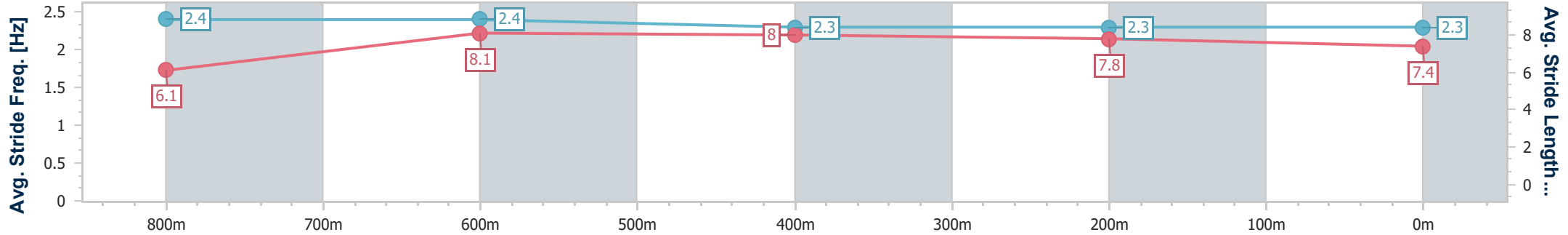
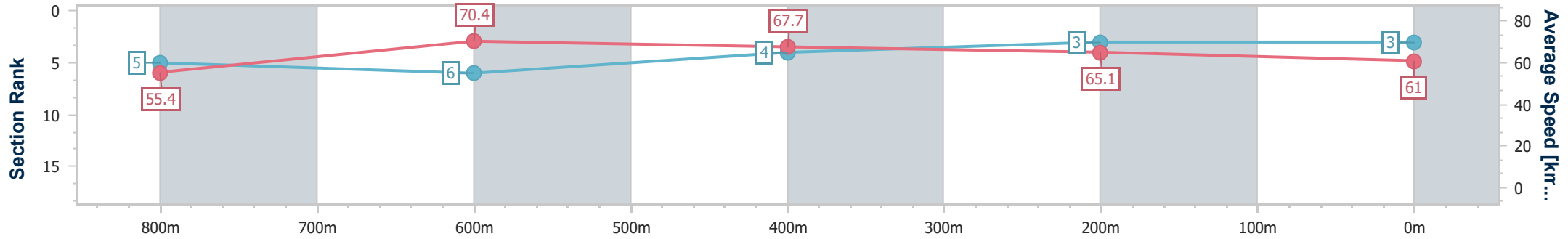
Townsville QLD Professional
 Race 6: COHEN CONSTRUCTIONS QTIS Three-Year-Old
 Maiden Plate - 1000m

13 December 2024 - 14:16

Track Rating: Soft 5, Weather: Overcast, Rail Position: True



Section	Overall	800m	600m	400m	200m
Section Times	0:57.05 [3] (0:13.00)	0:44.05 [5] (0:10.31)	0:33.74 [6] (0:10.81)	0:22.93 [4] (0:11.14)	0:11.79 [3] (0:11.79)
Average Speed [km/h]	55.4	70.4	67.7	65.1	61.0
Top Speed [km/h]	71.7	72.0	68.8	67.1	63.3
Avg. Dist. to Rail [m]	5.1	2.5	3.1	2.9	1.9
Avg. Stride Freq. [Hz]	2.4	2.4	2.3	2.3	2.3
Avg. Stride Length [m]	6.1	8.1	8.0	7.8	7.4



- [] Ranking at each section and finish
- .-.- No data available at this section
- NA No data available



Horse/Jockey Name	Codename Ultra
Final Rank	4
Fastest Section Time (Section)	0:10.23 (800m)
Top Speed [km/h] (Section)	72.5 (800m)
Race State	Finished



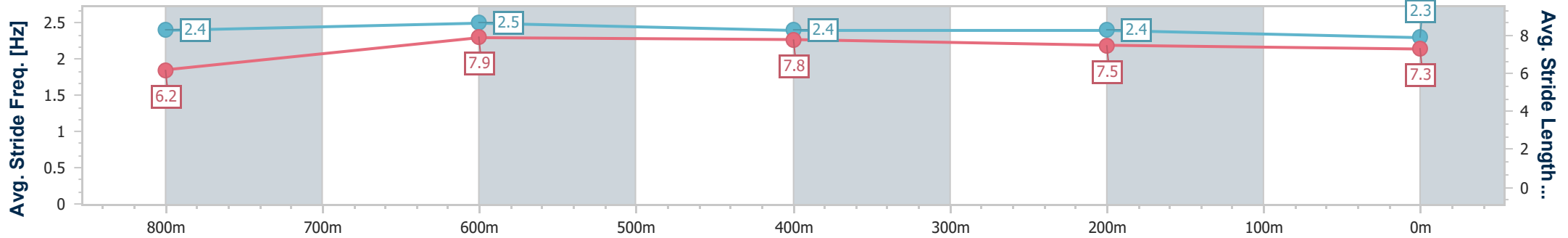
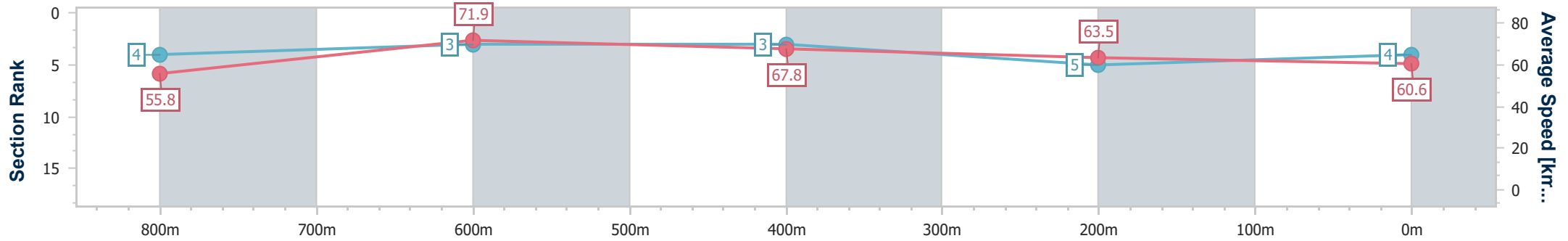
Townsville QLD Professional
Race 6: COHEN CONSTRUCTIONS QTIS Three-Year-Old
Maiden Plate - 1000m

13 December 2024 - 14:16

Track Rating: Soft 5, Weather: Overcast, Rail Position: True



Section	Overall	800m	600m	400m	200m
Section Times	0:57.31 [4] (0:12.93)	0:44.38 [4] (0:10.23)	0:34.15 [3] (0:10.82)	0:23.33 [3] (0:11.45)	0:11.88 [5] (0:11.88)
Average Speed [km/h]	55.8	71.9	67.8	63.5	60.6
Top Speed [km/h]	71.6	72.5	71.5	65.0	62.7
Avg. Dist. to Rail [m]	13.2	5.5	4.3	5.3	5.2
Avg. Stride Freq. [Hz]	2.4	2.5	2.4	2.4	2.3
Avg. Stride Length [m]	6.2	7.9	7.8	7.5	7.3



- [] Ranking at each section and finish
- .-.- No data available at this section
- NA No data available



Horse/Jockey Name	Mythbusta
Final Rank	5
Fastest Section Time (Section)	0:10.34 (800m)
Top Speed [km/h] (Section)	70.9 (800m)
Race State	Finished



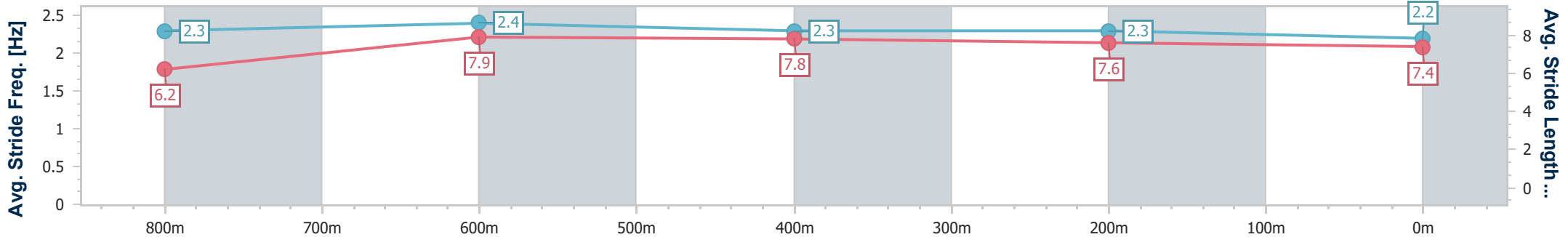
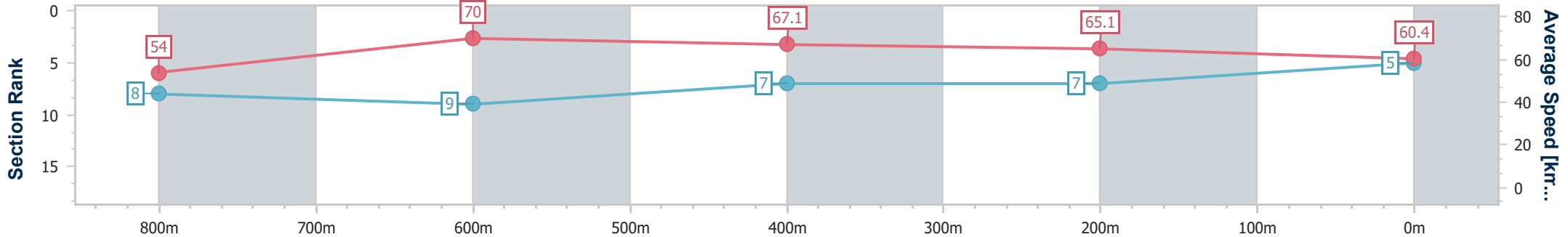
Townsville QLD Professional
 Race 6: COHEN CONSTRUCTIONS QTIS Three-Year-Old
 Maiden Plate - 1000m

13 December 2024 - 14:16

Track Rating: Soft 5, Weather: Overcast, Rail Position: True



Section	Overall	800m	600m	400m	200m
Section Times	0:57.37 [5] (0:13.32)	0:44.05 [8] (0:10.34)	0:33.71 [9] (0:10.74)	0:22.97 [7] (0:11.07)	0:11.90 [7] (0:11.90)
Average Speed [km/h]	54.0	70.0	67.1	65.1	60.4
Top Speed [km/h]	70.3	70.9	69.0	65.9	63.2
Avg. Dist. to Rail [m]	9.0	1.6	0.7	0.9	0.4
Avg. Stride Freq. [Hz]	2.3	2.4	2.3	2.3	2.2
Avg. Stride Length [m]	6.2	7.9	7.8	7.6	7.4



- [] Ranking at each section and finish
- .-.- No data available at this section
- NA No data available



Horse/Jockey Name	Chocmint
Final Rank	6
Fastest Section Time (Section)	0:10.24 (800m)
Top Speed [km/h] (Section)	72.0 (Overall)
Race State	Finished



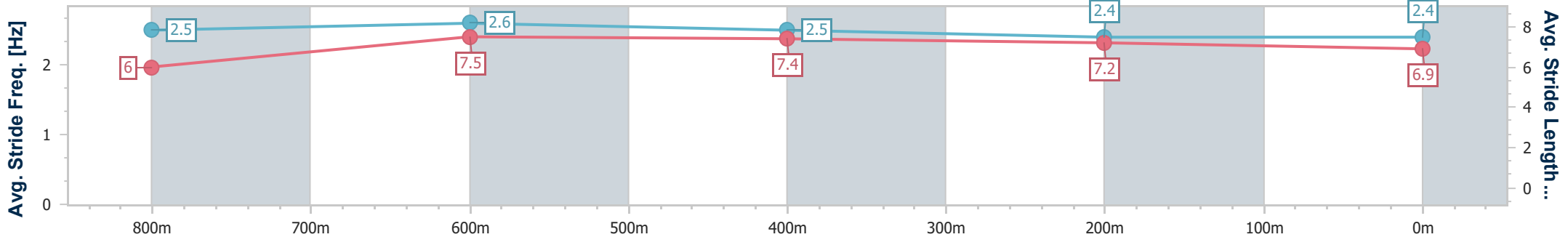
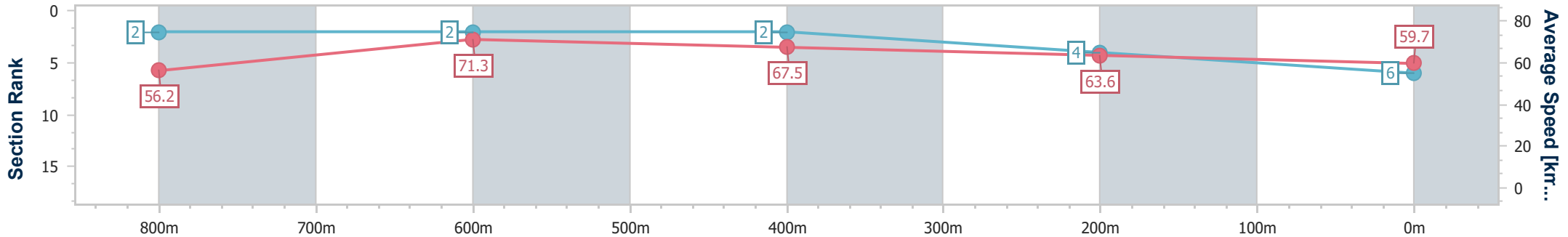
Townsville QLD Professional
Race 6: COHEN CONSTRUCTIONS QTIS Three-Year-Old
Maiden Plate - 1000m

13 December 2024 - 14:16

Track Rating: Soft 5, Weather: Overcast, Rail Position: True



Section	Overall	800m	600m	400m	200m
Section Times	0:57.39 [6] (0:12.84)	0:44.55 [2] (0:10.24)	0:34.31 [2] (0:10.88)	0:23.43 [2] (0:11.36)	0:12.07 [4] (0:12.07)
Average Speed [km/h]	56.2	71.3	67.5	63.6	59.7
Top Speed [km/h]	72.0	72.0	70.3	65.5	62.6
Avg. Dist. to Rail [m]	11.0	4.2	3.9	2.7	1.7
Avg. Stride Freq. [Hz]	2.5	2.6	2.5	2.4	2.4
Avg. Stride Length [m]	6.0	7.5	7.4	7.2	6.9



- [] Ranking at each section and finish
- .-.- No data available at this section
- NA No data available



Horse/Jockey Name	Webs
Final Rank	7
Fastest Section Time (Section)	0:10.49 (800m)
Top Speed [km/h] (Section)	71.3 (800m)
Race State	Finished



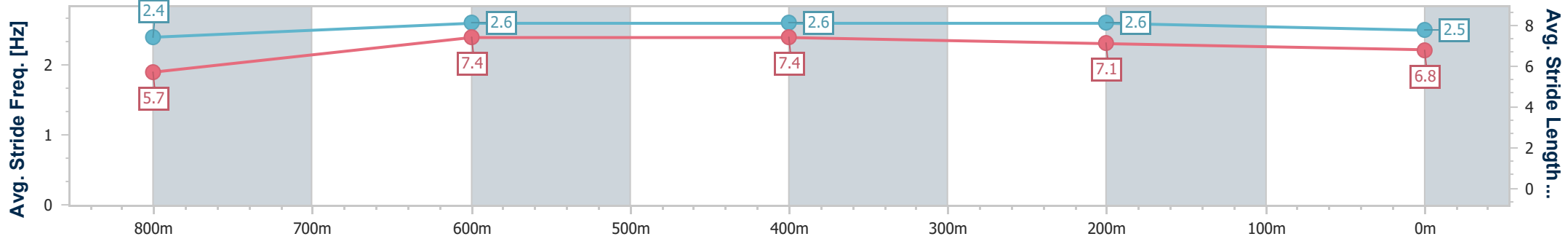
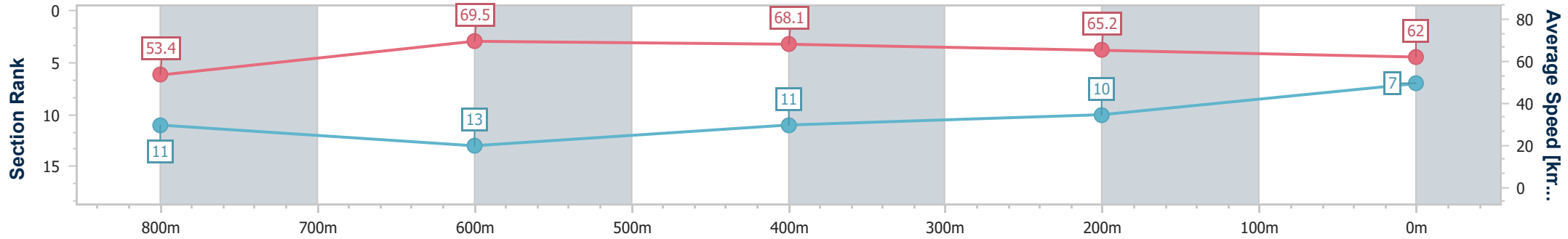
Townsville QLD Professional
 Race 6: COHEN CONSTRUCTIONS QTIS Three-Year-Old
 Maiden Plate - 1000m



13 December 2024 - 14:16

Track Rating: Soft 5, Weather: Overcast, Rail Position: True

Section	Overall	800m	600m	400m	200m
Section Times	0:57.47 [7] (0:13.50)	0:43.97 [11] (0:10.49)	0:33.48 [13] (0:10.70)	0:22.78 [11] (0:11.16)	0:11.62 [10] (0:11.62)
Average Speed [km/h]	53.4	69.5	68.1	65.2	62.0
Top Speed [km/h]	69.8	71.3	70.1	68.6	64.7
Avg. Dist. to Rail [m]	8.1	3.2	2.9	6.3	6.8
Avg. Stride Freq. [Hz]	2.4	2.6	2.6	2.6	2.5
Avg. Stride Length [m]	5.7	7.4	7.4	7.1	6.8



- [] Ranking at each section and finish
- .-.- No data available at this section
- NA No data available



Horse/Jockey Name	Mr Grumbler
Final Rank	8
Fastest Section Time (Section)	0:10.43 (800m)
Top Speed [km/h] (Section)	71.8 (800m)
Race State	Finished



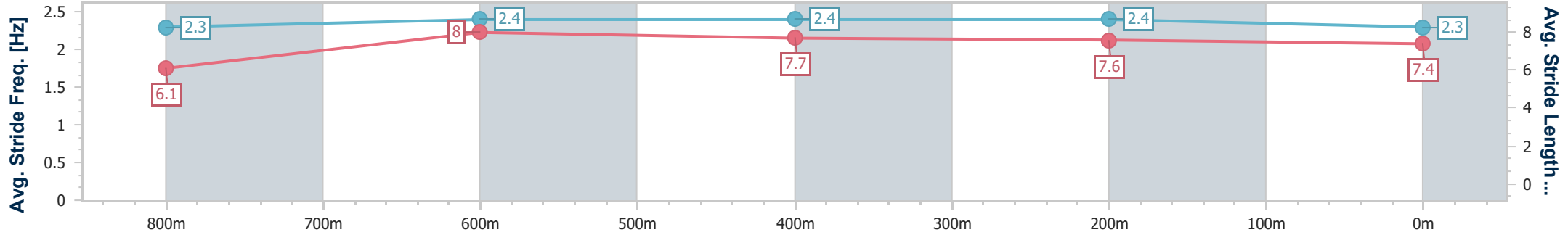
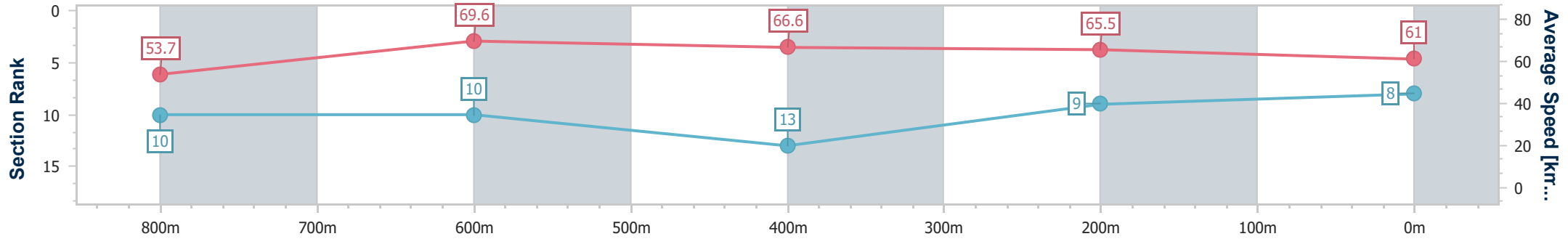
Townsville QLD Professional
Race 6: COHEN CONSTRUCTIONS QTIS Three-Year-Old
Maiden Plate - 1000m

13 December 2024 - 14:16

Track Rating: Soft 5, Weather: Overcast, Rail Position: True



Section	Overall	800m	600m	400m	200m
Section Times	0:57.58 [8] (0:13.38)	0:44.20 [10] (0:10.43)	0:33.77 [10] (0:10.94)	0:22.83 [13] (0:11.03)	0:11.80 [9] (0:11.80)
Average Speed [km/h]	53.7	69.6	66.6	65.5	61.0
Top Speed [km/h]	71.6	71.8	69.1	67.9	63.7
Avg. Dist. to Rail [m]	6.3	1.8	2.5	2.1	3.7
Avg. Stride Freq. [Hz]	2.3	2.4	2.4	2.4	2.3
Avg. Stride Length [m]	6.1	8.0	7.7	7.6	7.4



- [] Ranking at each section and finish
- .-.- No data available at this section
- NA No data available



Horse/Jockey Name	San Tan Toni
Final Rank	9
Fastest Section Time (Section)	0:10.36 (800m)
Top Speed [km/h] (Section)	72.5 (Overall)
Race State	Finished



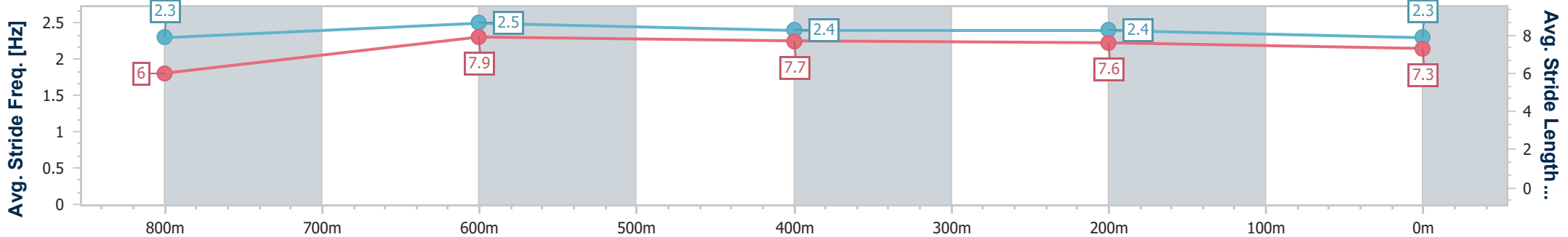
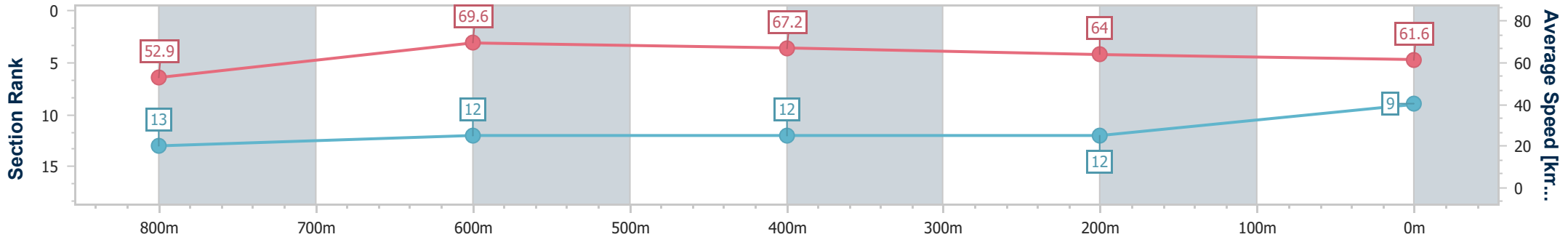
Townsville QLD Professional
 Race 6: COHEN CONSTRUCTIONS QTIS Three-Year-Old
 Maiden Plate - 1000m

13 December 2024 - 14:16

Track Rating: Soft 5, Weather: Overcast, Rail Position: True



Section	Overall	800m	600m	400m	200m
Section Times	0:57.76 [9] (0:13.61)	0:44.15 [13] (0:10.36)	0:33.79 [12] (0:10.77)	0:23.02 [12] (0:11.34)	0:11.68 [12] (0:11.68)
Average Speed [km/h]	52.9	69.6	67.2	64.0	61.6
Top Speed [km/h]	72.5	72.5	69.0	65.6	63.6
Avg. Dist. to Rail [m]	3.9	0.6	1.2	4.0	4.4
Avg. Stride Freq. [Hz]	2.3	2.5	2.4	2.4	2.3
Avg. Stride Length [m]	6.0	7.9	7.7	7.6	7.3



- [] Ranking at each section and finish
- .-.- No data available at this section
- NA No data available



Horse/Jockey Name	Crimson Decipher
Final Rank	10
Fastest Section Time (Section)	0:10.21 (800m)
Top Speed [km/h] (Section)	72.0 (Overall)
Race State	Finished



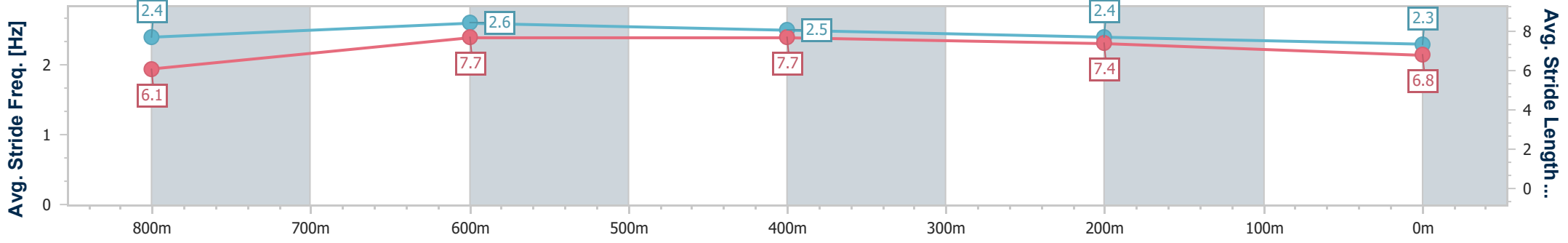
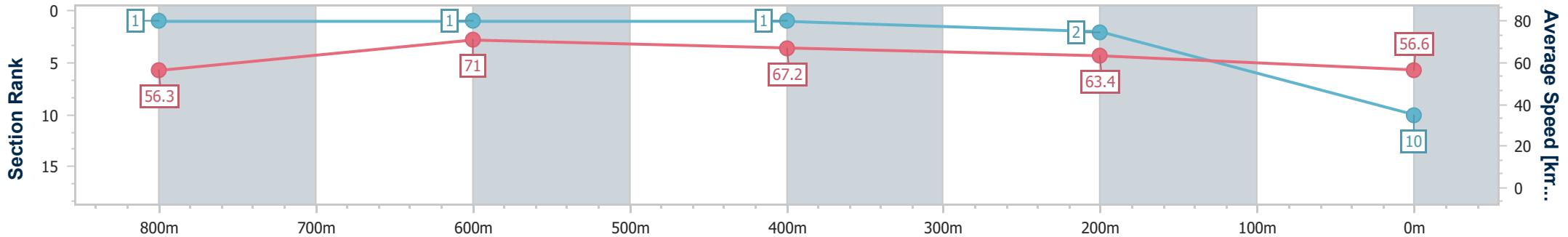
Townsville QLD Professional
 Race 6: COHEN CONSTRUCTIONS QTIS Three-Year-Old
 Maiden Plate - 1000m

13 December 2024 - 14:16

Track Rating: Soft 5, Weather: Overcast, Rail Position: True



Section	Overall	800m	600m	400m	200m
Section Times	0:57.94 [10] (0:12.82)	0:45.12 [1] (0:10.21)	0:34.91 [1] (0:10.82)	0:24.09 [1] (0:11.38)	0:12.71 [2] (0:12.71)
Average Speed [km/h]	56.3	71.0	67.2	63.4	56.6
Top Speed [km/h]	72.0	72.0	69.1	67.3	61.2
Avg. Dist. to Rail [m]	10.0	2.4	1.8	1.9	2.3
Avg. Stride Freq. [Hz]	2.4	2.6	2.5	2.4	2.3
Avg. Stride Length [m]	6.1	7.7	7.7	7.4	6.8



- [] Ranking at each section and finish
- .-.- No data available at this section
- NA No data available



Horse/Jockey Name	Saint Anns
Final Rank	11
Fastest Section Time (Section)	0:10.32 (800m)
Top Speed [km/h] (Section)	71.4 (800m)
Race State	Finished



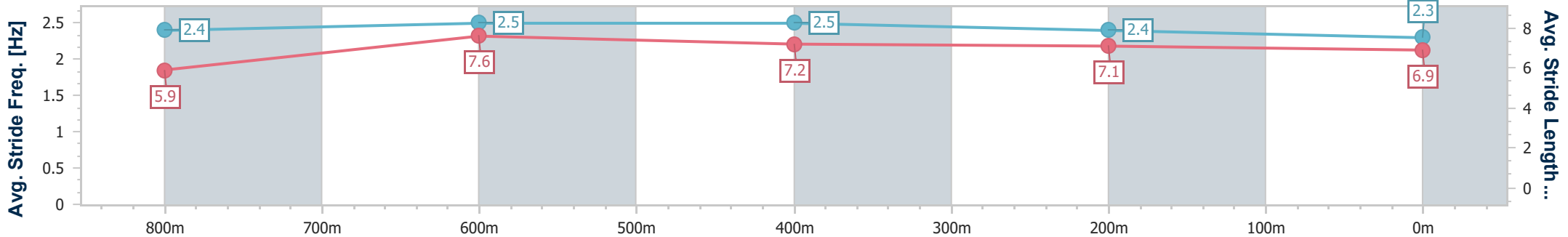
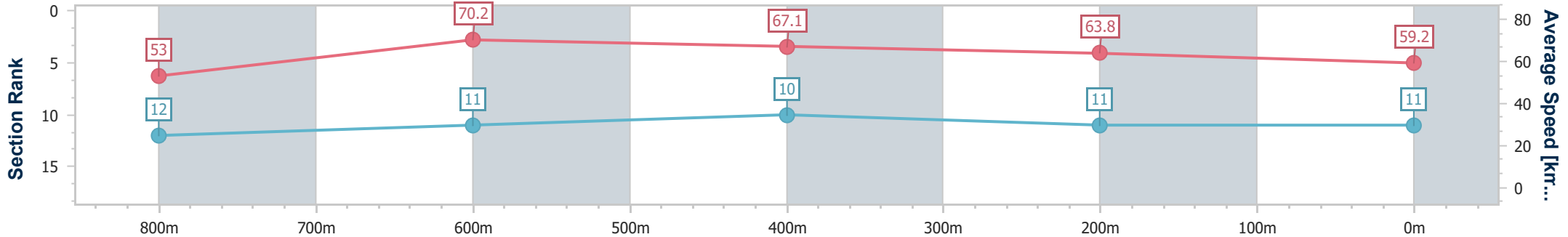
Townsville QLD Professional
Race 6: COHEN CONSTRUCTIONS QTIS Three-Year-Old
Maiden Plate - 1000m

13 December 2024 - 14:16

Track Rating: Soft 5, Weather: Overcast, Rail Position: True



Section	Overall	800m	600m	400m	200m
Section Times	0:58.09 [11] (0:13.60)	0:44.49 [12] (0:10.32)	0:34.17 [11] (0:10.71)	0:23.46 [10] (0:11.29)	0:12.17 [11] (0:12.17)
Average Speed [km/h]	53.0	70.2	67.1	63.8	59.2
Top Speed [km/h]	70.7	71.4	69.6	65.5	61.6
Avg. Dist. to Rail [m]	7.1	1.9	0.3	1.5	3.4
Avg. Stride Freq. [Hz]	2.4	2.5	2.5	2.4	2.3
Avg. Stride Length [m]	5.9	7.6	7.2	7.1	6.9



- [] Ranking at each section and finish
- .-.- No data available at this section
- NA No data available



Horse/Jockey Name	Worthy Princess
Final Rank	12
Fastest Section Time (Section)	0:10.21 (800m)
Top Speed [km/h] (Section)	72.0 (800m)
Race State	Finished



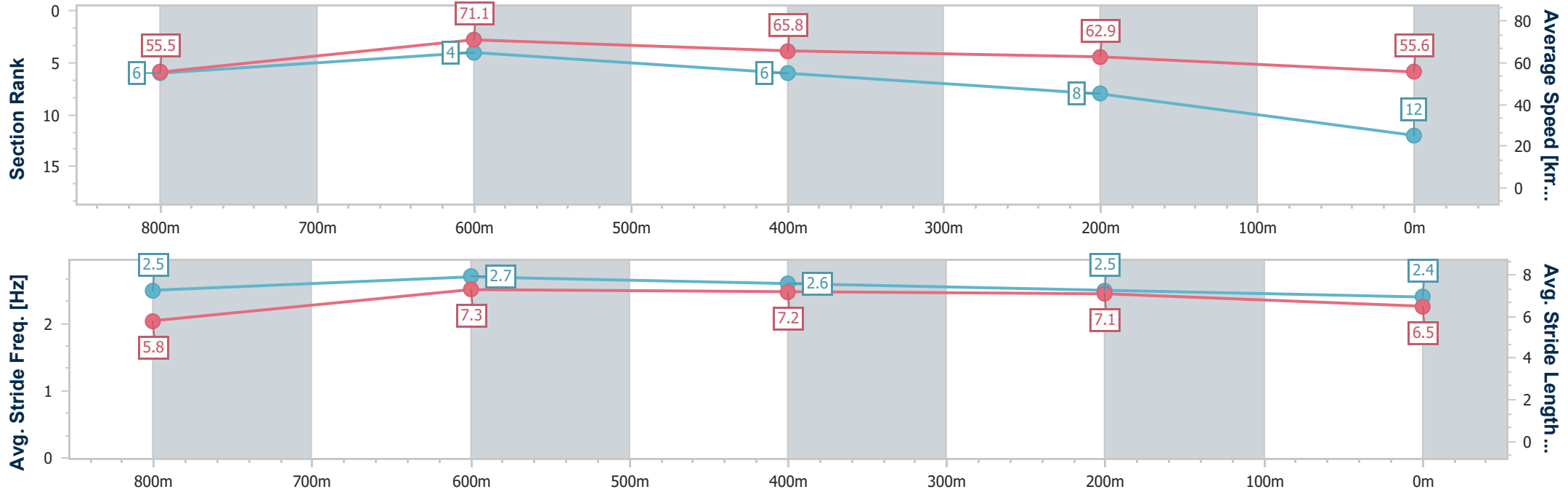
Townsville QLD Professional
 Race 6: COHEN CONSTRUCTIONS QTIS Three-Year-Old
 Maiden Plate - 1000m



13 December 2024 - 14:16

Track Rating: Soft 5, Weather: Overcast, Rail Position: True

Section	Overall	800m	600m	400m	200m
Section Times	0:58.68 [12] (0:13.01)	0:45.67 [6] (0:10.21)	0:35.46 [4] (0:11.03)	0:24.43 [6] (0:11.48)	0:12.95 [8] (0:12.95)
Average Speed [km/h]	55.5	71.1	65.8	62.9	55.6
Top Speed [km/h]	68.4	72.0	68.4	65.0	59.7
Avg. Dist. to Rail [m]	3.4	3.0	1.9	1.0	1.1
Avg. Stride Freq. [Hz]	2.5	2.7	2.6	2.5	2.4
Avg. Stride Length [m]	5.8	7.3	7.2	7.1	6.5



- [] Ranking at each section and finish
- .-.- No data available at this section
- NA No data available



Horse/Jockey Name	Social Change
Final Rank	13
Fastest Section Time (Section)	0:10.40 (800m)
Top Speed [km/h] (Section)	72.4 (800m)
Race State	Finished



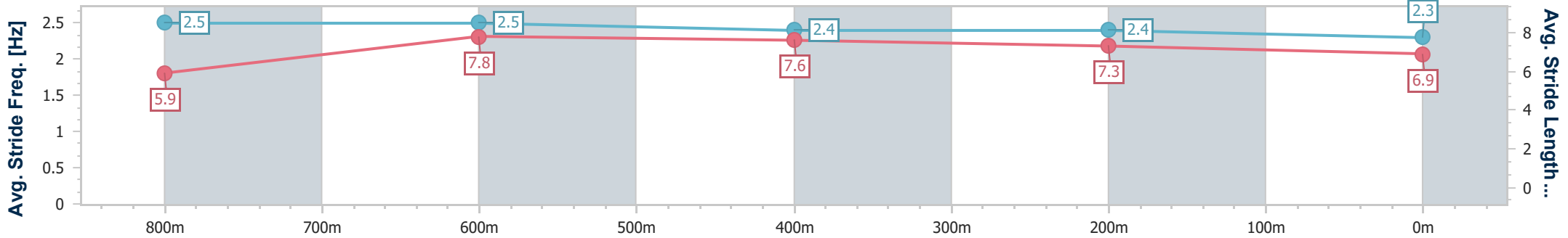
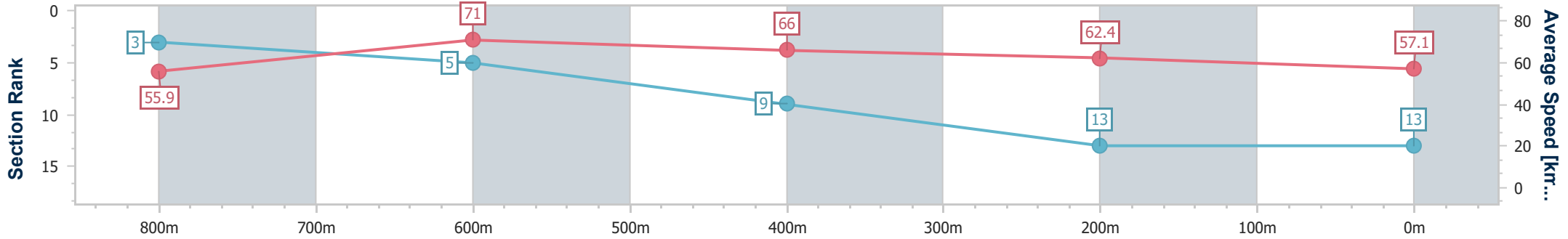
Townsville QLD Professional
Race 6: COHEN CONSTRUCTIONS QTIS Three-Year-Old
Maiden Plate - 1000m



13 December 2024 - 14:16

Track Rating: Soft 5, Weather: Overcast, Rail Position: True

Section	Overall	800m	600m	400m	200m
Section Times	0:58.71 [13] (0:12.90)	0:45.81 [3] (0:10.40)	0:35.41 [5] (0:11.17)	0:24.24 [9] (0:11.64)	0:12.60 [13] (0:12.60)
Average Speed [km/h]	55.9	71.0	66.0	62.4	57.1
Top Speed [km/h]	72.0	72.4	69.9	63.9	60.9
Avg. Dist. to Rail [m]	14.0	6.3	5.0	5.4	6.1
Avg. Stride Freq. [Hz]	2.5	2.5	2.4	2.4	2.3
Avg. Stride Length [m]	5.9	7.8	7.6	7.3	6.9



- [] Ranking at each section and finish
- .-.- No data available at this section
- NA No data available



Townsville QLD Professional

Race 7: CUTLERS DIESEL PERFORMANCE Class 4 Handicap - 1300m

13 December 2024 - 14:50



Track Rating: Soft 5, Weather: Overcast, Rail Position: True

Section												Last 600m	
Field Times		Overall	1200m	1000m	800m	600m	400m						
		1:17.54 (0:08.81)	1:08.73 (0:11.40)	0:57.33 (0:11.67)	0:45.66 (0:11.58)	0:34.08 (0:11.44)	0:22.64 (0:11.02)						0:34.08
Rank	TAB	Horse/Jockey	Barrier	Top Speed [km/h]	Fastest Section							Distance Travelled [m]	
1	6	BRASCO Adam Sewell	8	67.8 200m	0:09.00 Overall	1:17.54 [1] (0:09.00)	1:08.54 [5] (0:11.62)	0:56.92 [5] (0:11.77)	0:45.15 [5] (0:11.54)	0:33.61 [5] (0:11.38)	0:22.23 [6] (0:11.04)	0:33.61	
2	1	VALENKI Tyler Leslight	9	66.5 400m	0:09.20 Overall	1:17.66 [2] (0:09.20)	1:08.46 [7] (0:11.81)	0:56.65 [7] (0:11.67)	0:44.98 [7] (0:11.50)	0:33.48 [7] (0:11.30)	0:22.18 [7] (0:10.99)	0:33.48	-4
3	2	BENCOOLEN Scott Sheargold	7	66.7 400m	0:09.50 Overall	1:17.66 [3] (0:09.50)	1:08.16 [9] (0:11.75)	0:56.41 [10] (0:11.64)	0:44.77 [10] (0:11.55)	0:33.22 [9] (0:11.22)	0:22.00 [10] (0:11.00)	0:33.22	-4
4	4	GROWL Warwick Satherley	5	66.5 400m	0:09.42 Overall	1:17.77 [4] (0:09.42)	1:08.35 [8] (0:11.67)	0:56.68 [8] (0:11.67)	0:45.01 [8] (0:11.59)	0:33.42 [8] (0:11.16)	0:22.26 [8] (0:11.03)	0:33.42	-10
5	8	SUPER FAST Adrian Layt	3	66.4 400m	0:08.81 Overall	1:17.78 [5] (0:08.81)	1:08.97 [1] (0:11.40)	0:57.57 [1] (0:11.67)	0:45.90 [1] (0:11.58)	0:34.32 [1] (0:11.44)	0:22.88 [1] (0:11.02)	0:34.32	-8
6	10	RUGGED ROY Denicious Smith	4	67.4 400m	0:08.98 Overall	1:17.80 [6] (0:08.98)	1:08.82 [4] (0:11.52)	0:57.30 [3] (0:11.75)	0:45.55 [4] (0:11.55)	0:34.00 [4] (0:11.44)	0:22.56 [4] (0:10.95)	0:34.00	-2
7	5	MISS TAMBO Ryan Wiggins	1	66.4 400m	0:09.06 Overall	1:17.80 [7] (0:09.06)	1:08.74 [6] (0:11.66)	0:57.08 [6] (0:11.74)	0:45.34 [6] (0:11.49)	0:33.85 [6] (0:11.33)	0:22.52 [5] (0:11.07)	0:33.85	-7
8	3	JOHN JOSEPH Ashley Butler	10	65.0 400m	0:08.82 Overall	1:18.05 [8] (0:08.82)	1:09.23 [2] (0:11.42)	0:57.81 [2] (0:11.67)	0:46.14 [2] (0:11.58)	0:34.56 [2] (0:11.59)	0:22.97 [2] (0:11.29)	0:34.56	-4
9	9	GAMADALE NIP Chelsea Jokic	6	67.6 400m	0:09.68 Overall	1:18.09 [9] (0:09.68)	1:08.41 [10] (0:11.52)	0:56.89 [9] (0:11.68)	0:45.21 [9] (0:11.57)	0:33.64 [10] (0:11.12)	0:22.52 [9] (0:10.97)	0:33.64	+0
10	11	SWAHILI MAI Nathan Thomas	2	64.5 400m	0:08.91 Overall	1:18.38 [10] (0:08.91)	1:09.47 [3] (0:11.60)	0:57.87 [4] (0:11.56)	0:46.31 [3] (0:11.56)	0:34.75 [3] (0:11.53)	0:23.22 [3] (0:11.27)	0:34.75	-10

Scratched: Devil's Inn (#7)

[] Ranking at each section and finish
 -:-:- No data available at this section
 NA No data available

SCN Saddle cloth number
 DNF Did not finish
 DNT Did not track



Townsville QLD Professional

Race 7: CUTLERS DIESEL PERFORMANCE Class 4 Handicap - 1300m

13 December 2024 - 14:50



Track Rating: Soft 5, Weather: Overcast, Rail Position: True

Section				200m				Last 600m	
Field Times				0:11.62 (0:11.62)				0:34.08	
Rank	TAB	Horse/Jockey	Barrier	Top Speed [km/h]	Fastest Section	Margin			Distance Travelled [m]
1	6	BRASCO Adam Sewell	8	67.8 200m	0:09.00 Overall	0:11.19 [4] (0:11.19)	1:17.54		0:33.61
2	1	VALENKI Tyler Leslight	9	66.5 400m	0:09.20 Overall	0:11.19 [7] (0:11.19)	0.66L		0:33.48 -4
3	2	BENCOOLEN Scott Sheargold	7	66.7 400m	0:09.50 Overall	0:11.00 [10] (0:11.00)	0.69L		0:33.22 -4
4	4	GROWL Warwick Satherley	5	66.5 400m	0:09.42 Overall	0:11.23 [8] (0:11.23)	1.34L		0:33.42 -10
5	8	SUPER FAST Adrian Layt	3	66.4 400m	0:08.81 Overall	0:11.86 [1] (0:11.86)	1.38L		0:34.32 -8
6	10	RUGGED ROY Denicious Smith	4	67.4 400m	0:08.98 Overall	0:11.61 [2] (0:11.61)	1.49L		0:34.00 -2
7	5	MISS TAMBO Ryan Wiggins	1	66.4 400m	0:09.06 Overall	0:11.45 [3] (0:11.45)	1.54L		0:33.85 -7
8	3	JOHN JOSEPH Ashley Butler	10	65.0 400m	0:08.82 Overall	0:11.68 [5] (0:11.68)	2.99L		0:34.56 -4
9	9	GAMADALE NIP Chelsea Jokic	6	67.6 400m	0:09.68 Overall	0:11.55 [8] (0:11.55)	3.25L		0:33.64 +0
10	11	SWAHILI MAI Nathan Thomas	2	64.5 400m	0:08.91 Overall	0:11.95 [6] (0:11.95)	4.96L		0:34.75 -10

Scratched: Devil's Inn (#7)

[] Ranking at each section and finish
 -:-:- No data available at this section
 NA No data available

SCN Saddle cloth number
 DNF Did not finish
 DNT Did not track



Horse/Jockey Name	Brasco
Final Rank	1
Fastest Section Time (Section)	0:09.00 (Overall)
Top Speed [km/h] (Section)	67.8 (200m)
Race State	Finished



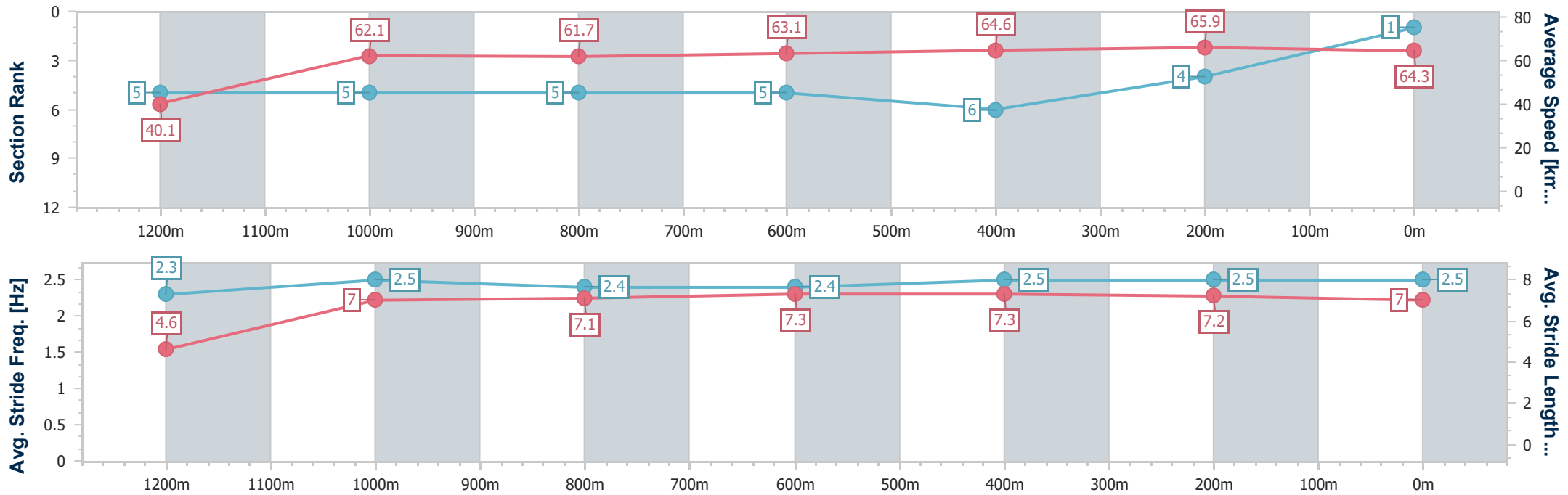
Townsville QLD Professional
Race 7: CUTLERS DIESEL PERFORMANCE Class 4 Handicap - 1300m



13 December 2024 - 14:50

Track Rating: Soft 5, Weather: Overcast, Rail Position: True

Section	Overall	1200m	1000m	800m	600m	400m	200m
Section Times	1:17.54 [1] (0:09.00)	1:08.54 [5] (0:11.62)	0:56.92 [5] (0:11.77)	0:45.15 [5] (0:11.54)	0:33.61 [5] (0:11.38)	0:22.23 [6] (0:11.04)	0:11.19 [4] (0:11.19)
Average Speed [km/h]	40.1	62.1	61.7	63.1	64.6	65.9	64.3
Top Speed [km/h]	61.0	62.9	62.2	64.4	65.5	66.8	67.8
Avg. Dist. to Rail [m]	10.1	2.2	2.0	2.2	3.9	6.5	7.9
Avg. Stride Freq. [Hz]	2.3	2.5	2.4	2.4	2.5	2.5	2.5
Avg. Stride Length [m]	4.6	7.0	7.1	7.3	7.3	7.2	7.0



- [] Ranking at each section and finish
- .-.- No data available at this section
- NA No data available



Horse/Jockey Name	Valenki
Final Rank	2
Fastest Section Time (Section)	0:09.20 (Overall)
Top Speed [km/h] (Section)	66.5 (400m)
Race State	Finished



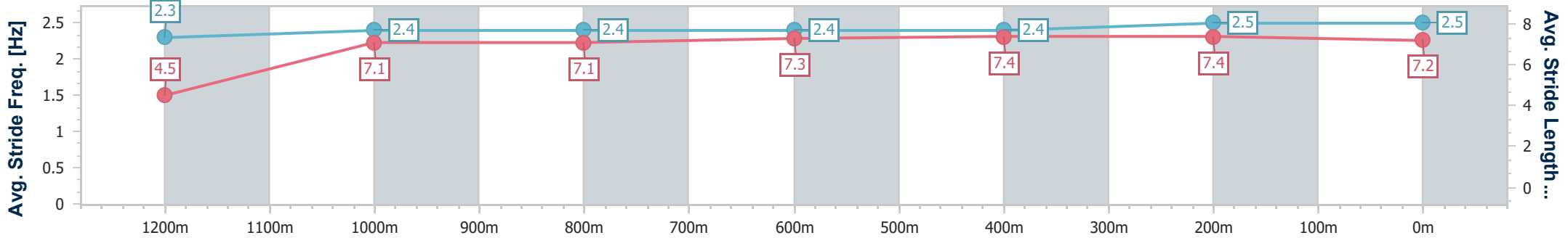
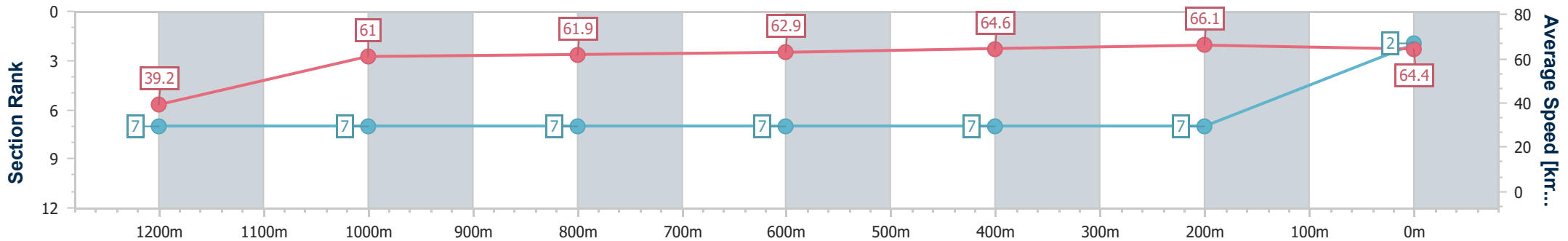
Townsville QLD Professional
Race 7: CUTLERS DIESEL PERFORMANCE Class 4 Handicap - 1300m



13 December 2024 - 14:50

Track Rating: Soft 5, Weather: Overcast, Rail Position: True

Section	Overall	1200m	1000m	800m	600m	400m	200m
Section Times	1:17.66 [2] (0:09.20)	1:08.46 [7] (0:11.81)	0:56.65 [7] (0:11.67)	0:44.98 [7] (0:11.50)	0:33.48 [7] (0:11.30)	0:22.18 [7] (0:10.99)	0:11.19 [7] (0:11.19)
Average Speed [km/h]	39.2	61.0	61.9	62.9	64.6	66.1	64.4
Top Speed [km/h]	58.7	62.5	62.8	65.0	65.3	66.5	65.8
Avg. Dist. to Rail [m]	10.5	1.4	0.8	1.0	2.6	6.7	9.2
Avg. Stride Freq. [Hz]	2.3	2.4	2.4	2.4	2.4	2.5	2.5
Avg. Stride Length [m]	4.5	7.1	7.1	7.3	7.4	7.4	7.2



- [] Ranking at each section and finish
- .-.- No data available at this section
- NA No data available



Horse/Jockey Name	Bencoolen
Final Rank	3
Fastest Section Time (Section)	0:09.50 (Overall)
Top Speed [km/h] (Section)	66.7 (400m)
Race State	Finished



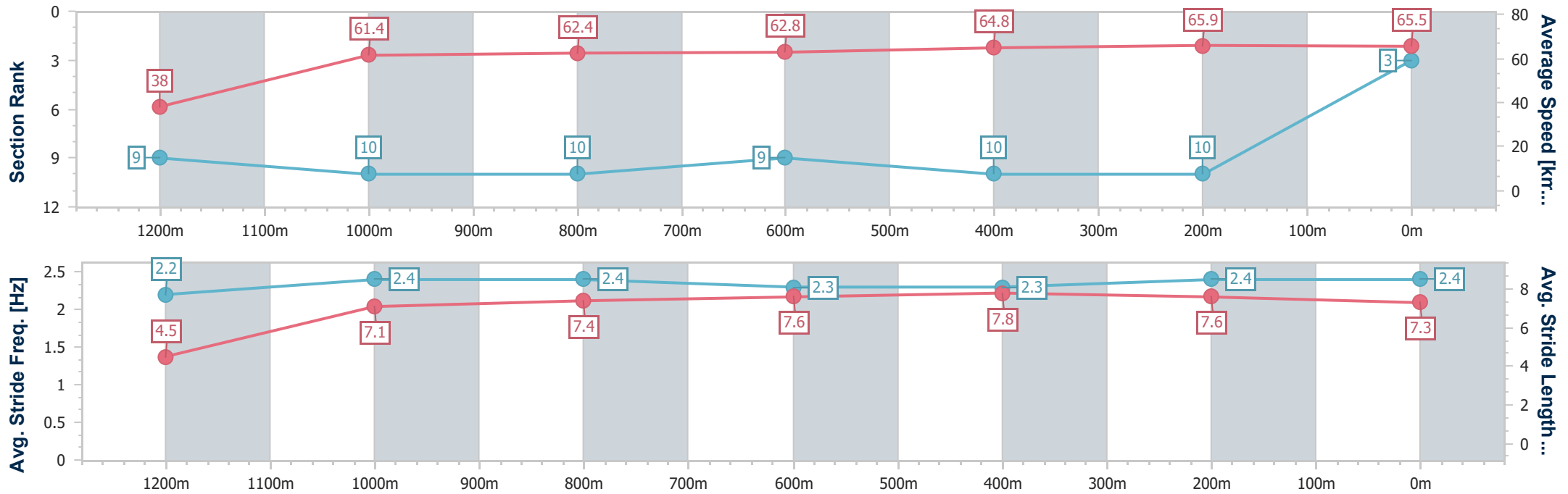
Townsville QLD Professional
Race 7: CUTLERS DIESEL PERFORMANCE Class 4 Handicap - 1300m



13 December 2024 - 14:50

Track Rating: Soft 5, Weather: Overcast, Rail Position: True

Section	Overall	1200m	1000m	800m	600m	400m	200m
Section Times	1:17.66 [3] (0:09.50)	1:08.16 [9] (0:11.75)	0:56.41 [10] (0:11.64)	0:44.77 [10] (0:11.55)	0:33.22 [9] (0:11.22)	0:22.00 [10] (0:11.00)	0:11.00 [10] (0:11.00)
Average Speed [km/h]	38.0	61.4	62.4	62.8	64.8	65.9	65.5
Top Speed [km/h]	57.7	62.6	64.3	65.5	65.7	66.7	66.7
Avg. Dist. to Rail [m]	8.7	0.8	1.7	1.7	2.3	4.0	6.3
Avg. Stride Freq. [Hz]	2.2	2.4	2.4	2.3	2.3	2.4	2.4
Avg. Stride Length [m]	4.5	7.1	7.4	7.6	7.8	7.6	7.3



- [] Ranking at each section and finish
- .-.- No data available at this section
- NA No data available



Horse/Jockey Name	Growl
Final Rank	4
Fastest Section Time (Section)	0:09.42 (Overall)
Top Speed [km/h] (Section)	66.5 (400m)
Race State	Finished



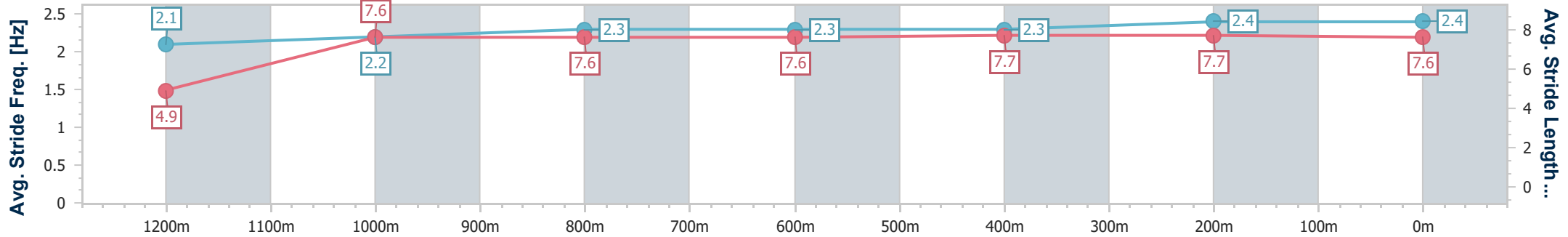
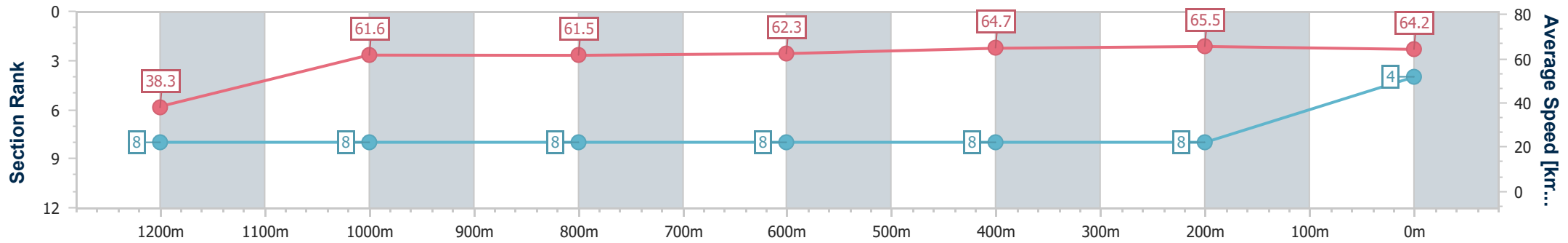
Townsville QLD Professional
Race 7: CUTLERS DIESEL PERFORMANCE Class 4 Handicap - 1300m



13 December 2024 - 14:50

Track Rating: Soft 5, Weather: Overcast, Rail Position: True

Section	Overall	1200m	1000m	800m	600m	400m	200m
Section Times	1:17.77 [4] (0:09.42)	1:08.35 [8] (0:11.67)	0:56.68 [8] (0:11.67)	0:45.01 [8] (0:11.59)	0:33.42 [8] (0:11.16)	0:22.26 [8] (0:11.03)	0:11.23 [8] (0:11.23)
Average Speed [km/h]	38.3	61.6	61.5	62.3	64.7	65.5	64.2
Top Speed [km/h]	60.0	62.5	62.3	65.2	65.5	66.5	65.5
Avg. Dist. to Rail [m]	5.8	1.0	0.9	0.5	1.0	2.2	4.9
Avg. Stride Freq. [Hz]	2.1	2.2	2.3	2.3	2.3	2.4	2.4
Avg. Stride Length [m]	4.9	7.6	7.6	7.6	7.7	7.7	7.6



- [] Ranking at each section and finish
- .-.- No data available at this section
- NA No data available



Horse/Jockey Name	Super Fast
Final Rank	5
Fastest Section Time (Section)	0:08.81 (Overall)
Top Speed [km/h] (Section)	66.4 (400m)
Race State	Finished



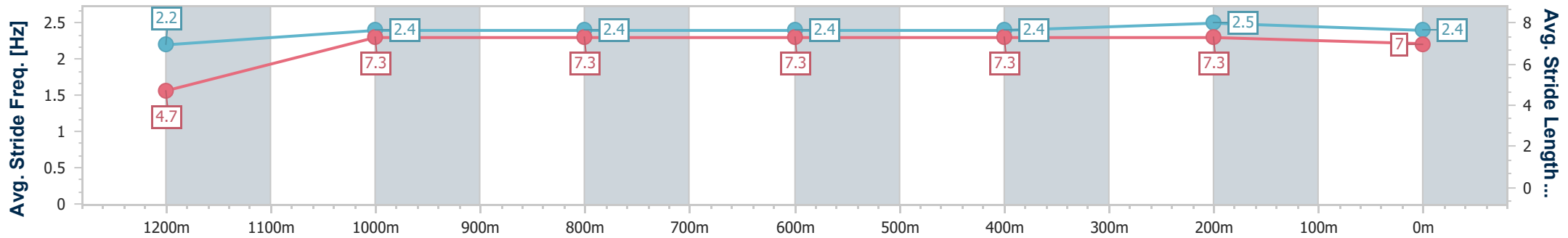
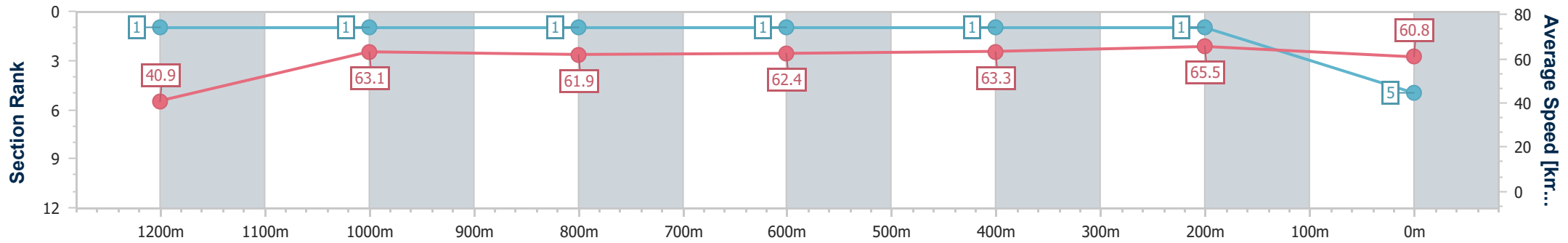
Townsville QLD Professional
Race 7: CUTLERS DIESEL PERFORMANCE Class 4 Handicap - 1300m



13 December 2024 - 14:50

Track Rating: Soft 5, Weather: Overcast, Rail Position: True

Section	Overall	1200m	1000m	800m	600m	400m	200m
Section Times	1:17.78 [5] (0:08.81)	1:08.97 [1] (0:11.40)	0:57.57 [1] (0:11.67)	0:45.90 [1] (0:11.58)	0:34.32 [1] (0:11.44)	0:22.88 [1] (0:11.02)	0:11.86 [1] (0:11.86)
Average Speed [km/h]	40.9	63.1	61.9	62.4	63.3	65.5	60.8
Top Speed [km/h]	61.7	64.1	62.8	63.3	64.8	66.4	66.1
Avg. Dist. to Rail [m]	5.0	0.4	0.9	0.8	1.3	2.1	1.8
Avg. Stride Freq. [Hz]	2.2	2.4	2.4	2.4	2.4	2.5	2.4
Avg. Stride Length [m]	4.7	7.3	7.3	7.3	7.3	7.3	7.0



- [] Ranking at each section and finish
- .-.- No data available at this section
- NA No data available



Horse/Jockey Name	Rugged Roy
Final Rank	6
Fastest Section Time (Section)	0:08.98 (Overall)
Top Speed [km/h] (Section)	67.4 (400m)
Race State	Finished



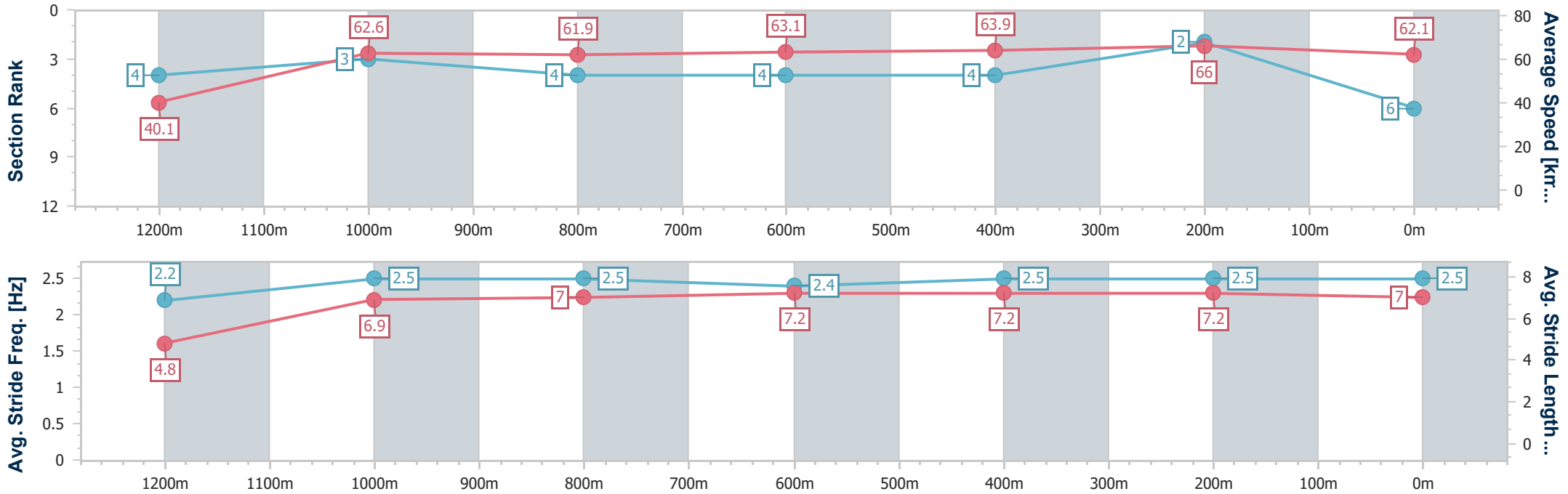
Townsville QLD Professional
Race 7: CUTLERS DIESEL PERFORMANCE Class 4 Handicap - 1300m



13 December 2024 - 14:50

Track Rating: Soft 5, Weather: Overcast, Rail Position: True

Section	Overall	1200m	1000m	800m	600m	400m	200m
Section Times	1:17.80 [6] (0:08.98)	1:08.82 [4] (0:11.52)	0:57.30 [3] (0:11.75)	0:45.55 [4] (0:11.55)	0:34.00 [4] (0:11.44)	0:22.56 [4] (0:10.95)	0:11.61 [2] (0:11.61)
Average Speed [km/h]	40.1	62.6	61.9	63.1	63.9	66.0	62.1
Top Speed [km/h]	60.7	64.4	63.4	64.0	65.8	67.4	67.2
Avg. Dist. to Rail [m]	6.0	0.8	2.2	2.5	2.9	3.4	5.2
Avg. Stride Freq. [Hz]	2.2	2.5	2.5	2.4	2.5	2.5	2.5
Avg. Stride Length [m]	4.8	6.9	7.0	7.2	7.2	7.2	7.0



- [] Ranking at each section and finish
- .-.- No data available at this section
- NA No data available



Horse/Jockey Name	Miss Tambo
Final Rank	7
Fastest Section Time (Section)	0:09.06 (Overall)
Top Speed [km/h] (Section)	66.4 (400m)
Race State	Finished



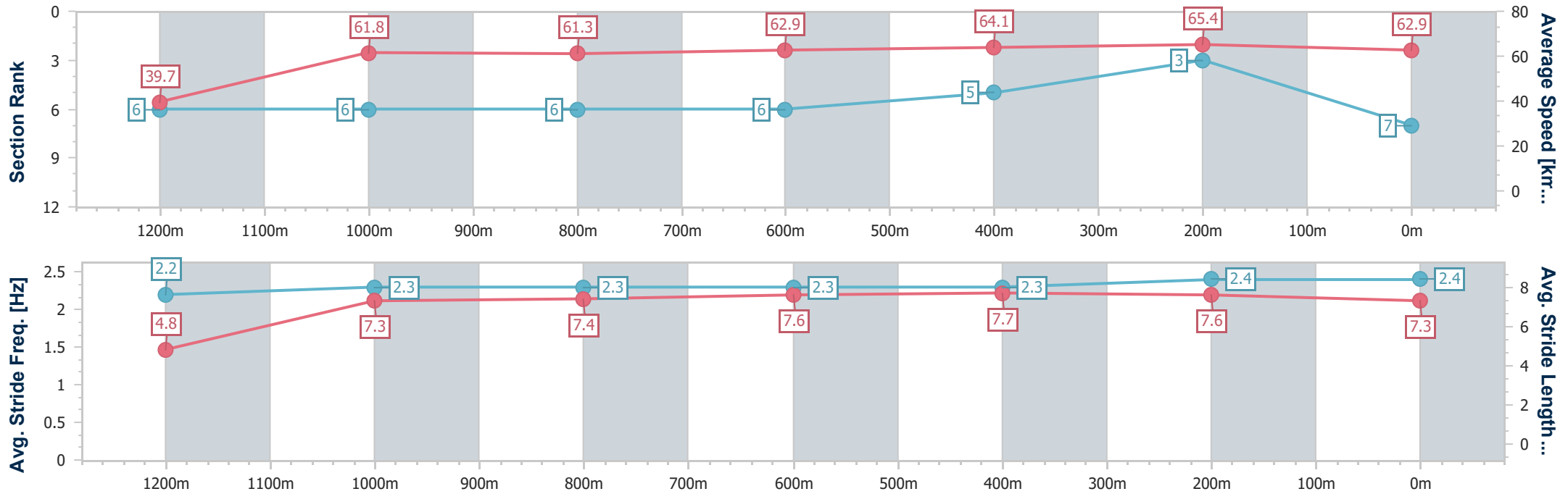
Townsville QLD Professional
Race 7: CUTLERS DIESEL PERFORMANCE Class 4 Handicap - 1300m



13 December 2024 - 14:50

Track Rating: Soft 5, Weather: Overcast, Rail Position: True

Section	Overall	1200m	1000m	800m	600m	400m	200m
Section Times	1:17.80 [7] (0:09.06)	1:08.74 [6] (0:11.66)	0:57.08 [6] (0:11.74)	0:45.34 [6] (0:11.49)	0:33.85 [6] (0:11.33)	0:22.52 [5] (0:11.07)	0:11.45 [3] (0:11.45)
Average Speed [km/h]	39.7	61.8	61.3	62.9	64.1	65.4	62.9
Top Speed [km/h]	58.9	63.5	62.2	64.3	64.9	66.4	65.7
Avg. Dist. to Rail [m]	3.7	0.5	0.7	0.6	1.6	3.4	2.7
Avg. Stride Freq. [Hz]	2.2	2.3	2.3	2.3	2.3	2.4	2.4
Avg. Stride Length [m]	4.8	7.3	7.4	7.6	7.7	7.6	7.3



- [] Ranking at each section and finish
- .-.- No data available at this section
- NA No data available



Horse/Jockey Name	John Joseph
Final Rank	8
Fastest Section Time (Section)	0:08.82 (Overall)
Top Speed [km/h] (Section)	65.0 (400m)
Race State	Finished



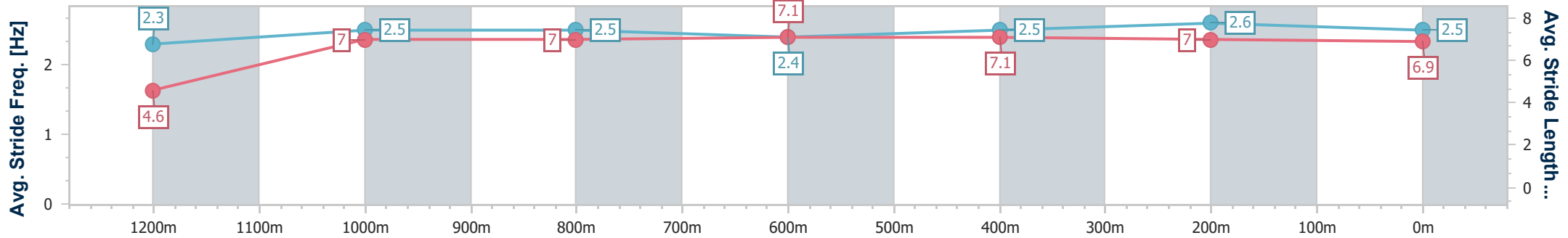
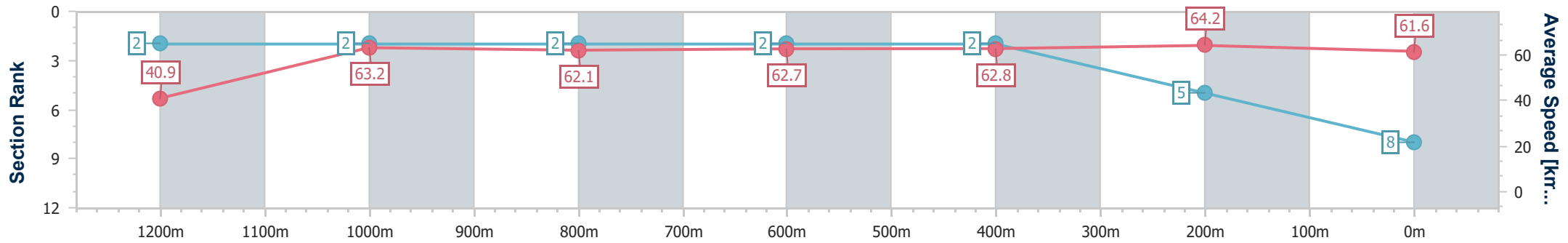
Townsville QLD Professional
Race 7: CUTLERS DIESEL PERFORMANCE Class 4 Handicap - 1300m



13 December 2024 - 14:50

Track Rating: Soft 5, Weather: Overcast, Rail Position: True

Section	Overall	1200m	1000m	800m	600m	400m	200m
Section Times	1:18.05 [8] (0:08.82)	1:09.23 [2] (0:11.42)	0:57.81 [2] (0:11.67)	0:46.14 [2] (0:11.58)	0:34.56 [2] (0:11.59)	0:22.97 [2] (0:11.29)	0:11.68 [5] (0:11.68)
Average Speed [km/h]	40.9	63.2	62.1	62.7	62.8	64.2	61.6
Top Speed [km/h]	59.8	64.2	63.5	63.7	64.3	65.0	64.3
Avg. Dist. to Rail [m]	12.5	2.9	1.5	1.5	2.3	3.6	3.7
Avg. Stride Freq. [Hz]	2.3	2.5	2.5	2.4	2.5	2.6	2.5
Avg. Stride Length [m]	4.6	7.0	7.0	7.1	7.1	7.0	6.9



- [] Ranking at each section and finish
- .-.- No data available at this section
- NA No data available



Horse/Jockey Name	Gamadale Nip
Final Rank	9
Fastest Section Time (Section)	0:09.68 (Overall)
Top Speed [km/h] (Section)	67.6 (400m)
Race State	Finished



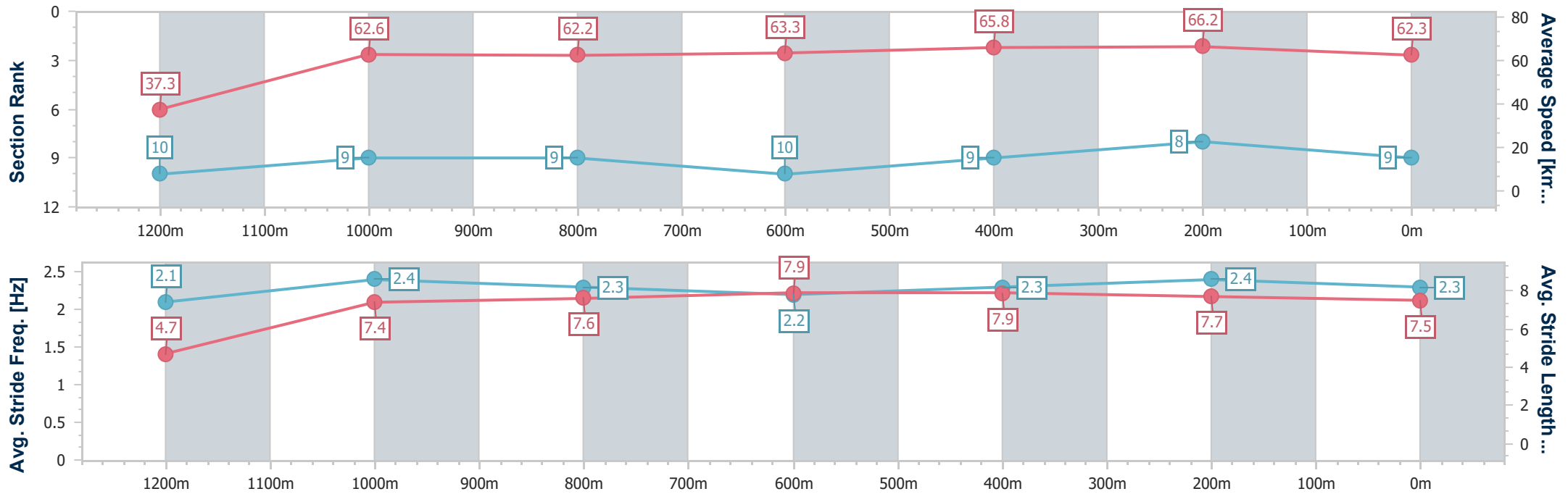
Townsville QLD Professional
Race 7: CUTLERS DIESEL PERFORMANCE Class 4 Handicap - 1300m



13 December 2024 - 14:50

Track Rating: Soft 5, Weather: Overcast, Rail Position: True

Section	Overall	1200m	1000m	800m	600m	400m	200m
Section Times	1:18.09 [9] (0:09.68)	1:08.41 [10] (0:11.52)	0:56.89 [9] (0:11.68)	0:45.21 [9] (0:11.57)	0:33.64 [10] (0:11.12)	0:22.52 [9] (0:10.97)	0:11.55 [8] (0:11.55)
Average Speed [km/h]	37.3	62.6	62.2	63.3	65.8	66.2	62.3
Top Speed [km/h]	59.5	65.1	64.6	65.4	67.3	67.6	65.4
Avg. Dist. to Rail [m]	8.8	2.2	2.2	3.2	3.3	6.2	8.9
Avg. Stride Freq. [Hz]	2.1	2.4	2.3	2.2	2.3	2.4	2.3
Avg. Stride Length [m]	4.7	7.4	7.6	7.9	7.9	7.7	7.5



- [] Ranking at each section and finish
- .-.- No data available at this section
- NA No data available



Horse/Jockey Name	Swahili Mai
Final Rank	10
Fastest Section Time (Section)	0:08.91 (Overall)
Top Speed [km/h] (Section)	64.5 (400m)
Race State	Finished



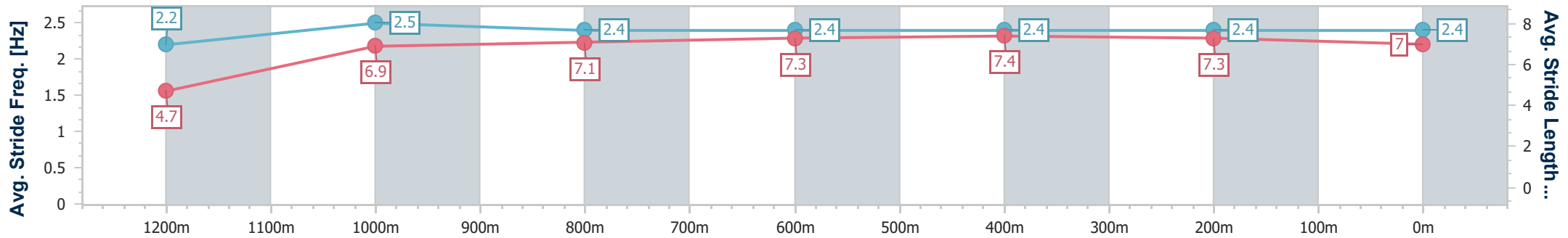
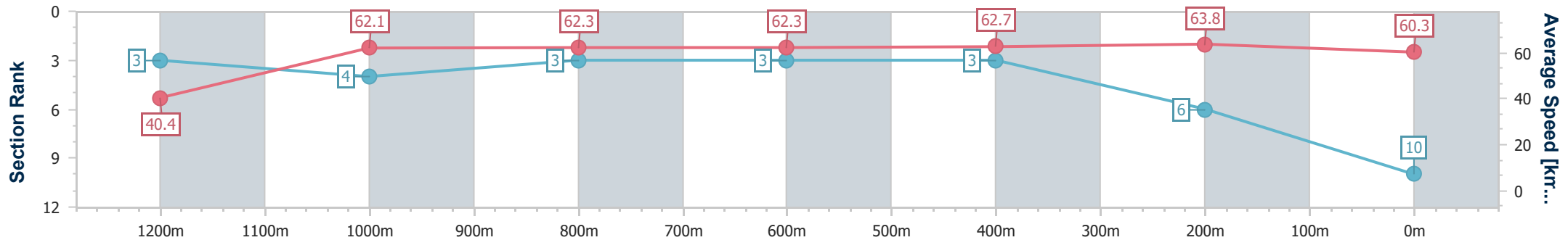
Townsville QLD Professional
Race 7: CUTLERS DIESEL PERFORMANCE Class 4 Handicap - 1300m

13 December 2024 - 14:50

Track Rating: Soft 5, Weather: Overcast, Rail Position: True



Section	Overall	1200m	1000m	800m	600m	400m	200m
Section Times	1:18.38 [10] (0:08.91)	1:09.47 [3] (0:11.60)	0:57.87 [4] (0:11.56)	0:46.31 [3] (0:11.56)	0:34.75 [3] (0:11.53)	0:23.22 [3] (0:11.27)	0:11.95 [6] (0:11.95)
Average Speed [km/h]	40.4	62.1	62.3	62.3	62.7	63.8	60.3
Top Speed [km/h]	58.0	63.4	64.2	63.2	64.1	64.5	63.0
Avg. Dist. to Rail [m]	3.5	0.5	0.5	0.2	0.6	0.8	0.7
Avg. Stride Freq. [Hz]	2.2	2.5	2.4	2.4	2.4	2.4	2.4
Avg. Stride Length [m]	4.7	6.9	7.1	7.3	7.4	7.3	7.0



- [] Ranking at each section and finish
- .-.- No data available at this section
- NA No data available



Townsville QLD Professional

Race 8: NQ AESTHETICS RATINGS BAND 0 - 55 Handicap - 1000m

13 December 2024 - 15:29



Track Rating: Soft 5, Weather: Overcast, Rail Position: True

Section										Last 600m			
Field Times		Overall	800m	600m	400m	200m							
		0:56.53 (0:12.75)	0:43.78 (0:10.10)	0:33.68 (0:10.76)	0:22.92 (0:11.43)	0:11.49 (0:11.49)						0:33.68	
Rank	TAB	Horse/Jockey	Barrier	Top Speed [km/h]	Fastest Section	Overall	800m	600m	400m	200m	Margin	Last 600m	Distance Travelled [m]
1	9	FLYING ARTIST Ryan Wiggins	11	72.4 600m	0:10.25 800m	0:56.53 [1] (0:13.61)	0:42.92 [10] (0:10.25)	0:32.67 [10] (0:10.53)	0:22.14 [9] (0:10.89)	0:11.25 [7] (0:11.25)	0:56.53	0:32.67	
2	3	NO LOVE LOST Adam Sewell	12	71.2 800m	0:10.21 800m	0:56.54 [2] (0:13.22)	0:43.32 [6] (0:10.21)	0:33.11 [6] (0:10.56)	0:22.55 [6] (0:11.05)	0:11.50 [1] (0:11.50)	0.05L	0:33.11	-5
3	4	CATALINA DREAMING Jackson Murphy	10	72.5 Overall	0:10.16 800m	0:56.66 [3] (0:12.89)	0:43.77 [2] (0:10.16)	0:33.61 [3] (0:10.84)	0:22.77 [4] (0:11.22)	0:11.55 [5] (0:11.55)	0.75L	0:33.61	+0
4	13	MR KOBO Tyler Leslight	2	72.1 Overall	0:10.14 800m	0:56.67 [4] (0:13.05)	0:43.62 [4] (0:10.14)	0:33.48 [5] (0:10.74)	0:22.74 [5] (0:11.16)	0:11.58 [4] (0:11.58)	0.8L	0:33.48	-5
5	1	TARGETED Chelsea Jokic	3	70.3 600m	0:10.40 600m	0:56.78 [5] (0:13.79)	0:42.99 [12] (0:10.49)	0:32.50 [12] (0:10.40)	0:22.10 [11] (0:10.78)	0:11.32 [9] (0:11.32)	1.45L	0:32.50	-8
6	12	LUCKY ROLLA Adrian Layt	13	70.0 600m	0:10.44 600m	0:56.95 [6] (0:13.93)	0:43.02 [13] (0:10.53)	0:32.49 [13] (0:10.44)	0:22.05 [13] (0:10.76)	0:11.29 [11] (0:11.29)	2.45L	0:32.49	-5
7	5	LET'S RIDE Isabella Teh	7	71.2 800m	0:10.27 800m	0:57.03 [7] (0:13.31)	0:43.72 [7] (0:10.27)	0:33.45 [7] (0:10.73)	0:22.72 [8] (0:11.27)	0:11.45 [10] (0:11.45)	2.89L	0:33.45	+1
8	7	WHITTLESFORD Tasha Chambers	6	72.4 Overall	0:10.09 800m	0:57.04 [8] (0:12.93)	0:44.11 [3] (0:10.09)	0:34.02 [2] (0:10.69)	0:23.33 [2] (0:11.36)	0:11.97 [3] (0:11.97)	3L	0:34.02	-5
9	11	GROVERS PREDICTION Pietro Romeo	1	72.0 Overall	0:09.94 800m	0:57.11 [9] (0:13.14)	0:43.97 [5] (0:09.94)	0:34.03 [4] (0:10.69)	0:23.34 [3] (0:11.27)	0:12.07 [2] (0:12.07)	3.37L	0:34.03	-11
10	10	PUSS BOOTS Raul Silvera Olivera	4	71.1 600m	0:10.21 800m	0:57.15 [10] (0:13.37)	0:43.78 [8] (0:10.21)	0:33.57 [8] (0:10.56)	0:23.01 [7] (0:11.16)	0:11.85 [8] (0:11.85)	3.64L	0:33.57	-3

[] Ranking at each section and finish
 -:-:- No data available at this section
 NA No data available

SCN Saddle cloth number
 DNF Did not finish
 DNT Did not track



Townsville QLD Professional

Race 8: NQ AESTHETICS RATINGS BAND 0 - 55 Handicap - 1000m

13 December 2024 - 15:29



Track Rating: Soft 5, Weather: Overcast, Rail Position: True

Section		Overall	800m	600m	400m	200m	Last 600m					
Field Times		0:56.53 (0:12.75)	0:43.78 (0:10.10)	0:33.68 (0:10.76)	0:22.92 (0:11.43)	0:11.49 (0:11.49)	0:33.68					
Rank	TAB Horse/Jockey	Barrier	Top Speed [km/h]	Fastest Section	Margin					Distance Travelled [m]		
11	6 REMEMBER ROY Graham Kliese	5	72.0 Overall	0:10.10 800m	0:57.68 [11] (0:12.75)	0:44.93 [1] (0:10.10)	0:34.83 [1] (0:10.76)	0:24.07 [1] (0:11.50)	0:12.57 [6] (0:12.57)	6.77L	0:34.83	-8
12	8 LOOK AT ROSA Nathan Thomas	9	69.7 800m	0:10.47 800m	0:57.81 [12] (0:13.69)	0:44.12 [11] (0:10.47)	0:33.65 [11] (0:10.71)	0:22.94 [12] (0:11.01)	0:11.93 [13] (0:11.93)	7.51L	0:33.65	-1
13	2 HUNT THE HUNTER Scott Sheargold	8	70.2 600m	0:10.44 800m	0:57.86 [13] (0:13.42)	0:44.44 [9] (0:10.44)	0:34.00 [9] (0:10.75)	0:23.25 [10] (0:11.18)	0:12.07 [12] (0:12.07)	7.78L	0:34.00	-6

[] Ranking at each section and finish
 -:-:-:- No data available at this section
 NA No data available

SCN Saddle cloth number
 DNF Did not finish
 DNT Did not track



Horse/Jockey Name	Flying Artist
Final Rank	1
Fastest Section Time (Section)	0:10.25 (800m)
Top Speed [km/h] (Section)	72.4 (600m)
Race State	Finished



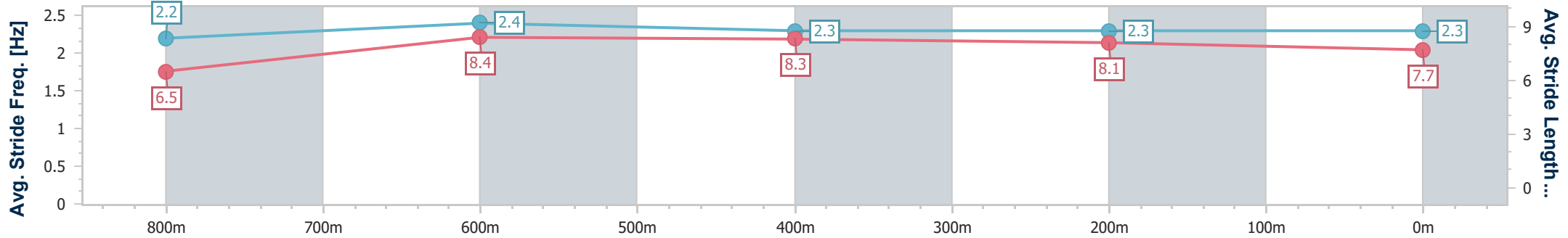
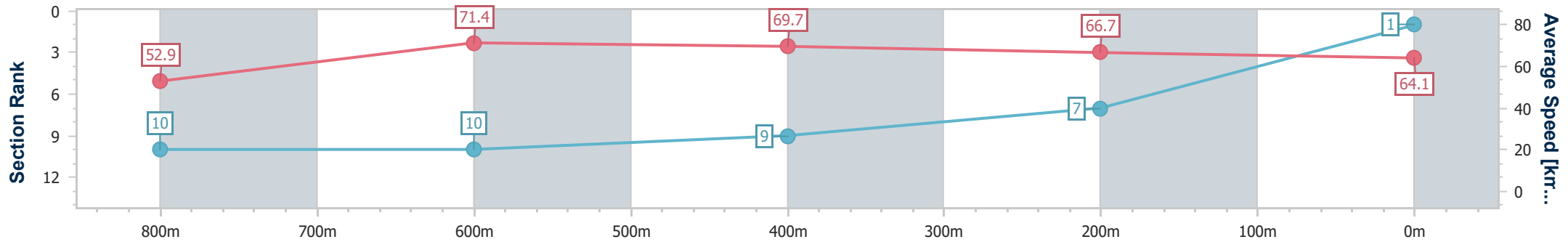
Townsville QLD Professional
Race 8: NQ AESTHETICS RATINGS BAND 0 - 55 Handicap - 1000m



13 December 2024 - 15:29

Track Rating: Soft 5, Weather: Overcast, Rail Position: True

Section	Overall	800m	600m	400m	200m
Section Times	0:56.53 [1] (0:13.61)	0:42.92 [10] (0:10.25)	0:32.67 [10] (0:10.53)	0:22.14 [9] (0:10.89)	0:11.25 [7] (0:11.25)
Average Speed [km/h]	52.9	71.4	69.7	66.7	64.1
Top Speed [km/h]	70.7	72.4	72.4	69.2	66.6
Avg. Dist. to Rail [m]	10.6	4.3	4.2	6.1	7.3
Avg. Stride Freq. [Hz]	2.2	2.4	2.3	2.3	2.3
Avg. Stride Length [m]	6.5	8.4	8.3	8.1	7.7



- [] Ranking at each section and finish
- .-.- No data available at this section
- NA No data available



Horse/Jockey Name	No Love Lost
Final Rank	2
Fastest Section Time (Section)	0:10.21 (800m)
Top Speed [km/h] (Section)	71.2 (800m)
Race State	Finished



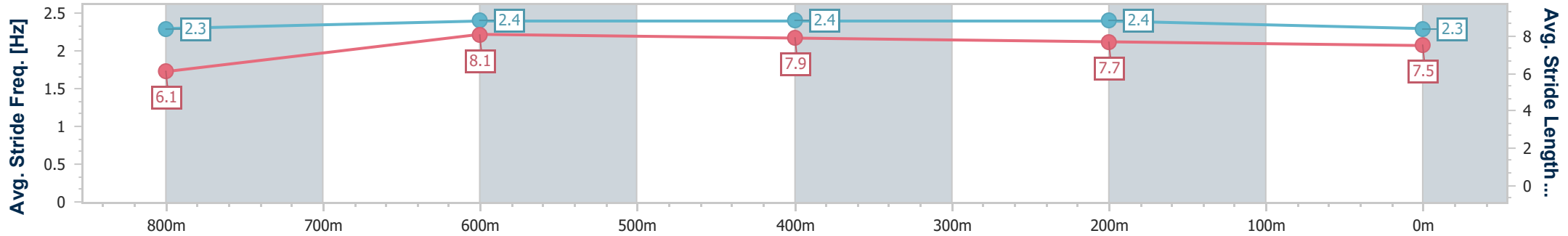
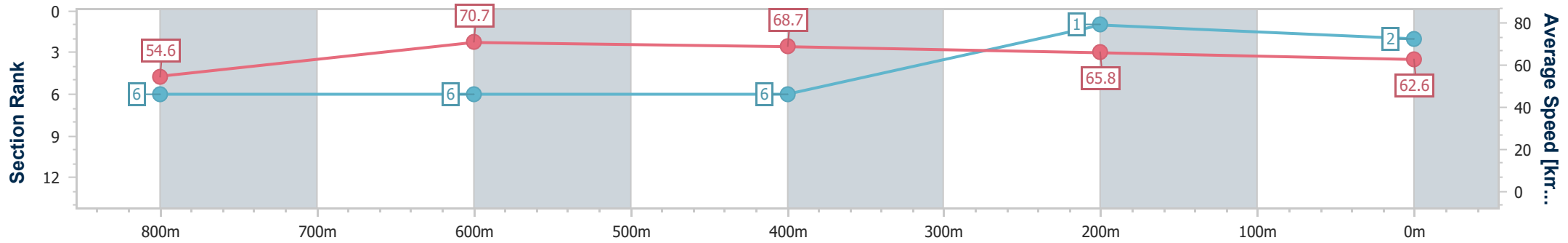
Townsville QLD Professional
Race 8: NQ AESTHETICS RATINGS BAND 0 - 55 Handicap - 1000m

13 December 2024 - 15:29

Track Rating: Soft 5, Weather: Overcast, Rail Position: True



Section	Overall	800m	600m	400m	200m
Section Times	0:56.54 [2] (0:13.22)	0:43.32 [6] (0:10.21)	0:33.11 [6] (0:10.56)	0:22.55 [6] (0:11.05)	0:11.50 [1] (0:11.50)
Average Speed [km/h]	54.6	70.7	68.7	65.8	62.6
Top Speed [km/h]	70.5	71.2	70.5	66.4	65.4
Avg. Dist. to Rail [m]	10.4	1.3	1.7	5.9	6.1
Avg. Stride Freq. [Hz]	2.3	2.4	2.4	2.4	2.3
Avg. Stride Length [m]	6.1	8.1	7.9	7.7	7.5



- [] Ranking at each section and finish
- .-.-.- No data available at this section
- NA No data available



Horse/Jockey Name	Catalina Dreaming
Final Rank	3
Fastest Section Time (Section)	0:10.16 (800m)
Top Speed [km/h] (Section)	72.5 (Overall)
Race State	Finished



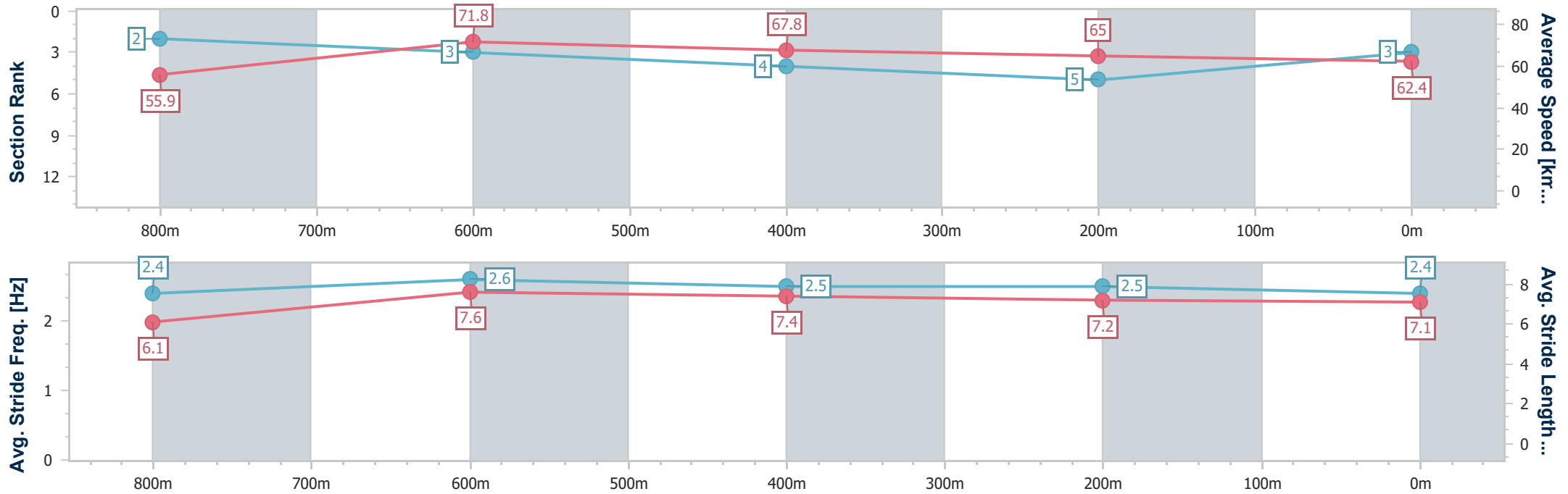
Townsville QLD Professional
Race 8: NQ AESTHETICS RATINGS BAND 0 - 55 Handicap - 1000m

13 December 2024 - 15:29

Track Rating: Soft 5, Weather: Overcast, Rail Position: True



Section	Overall	800m	600m	400m	200m
Section Times	0:56.66 [3] (0:12.89)	0:43.77 [2] (0:10.16)	0:33.61 [3] (0:10.84)	0:22.77 [4] (0:11.22)	0:11.55 [5] (0:11.55)
Average Speed [km/h]	55.9	71.8	67.8	65.0	62.4
Top Speed [km/h]	72.5	72.0	69.6	66.1	64.5
Avg. Dist. to Rail [m]	9.8	3.2	4.4	8.2	7.8
Avg. Stride Freq. [Hz]	2.4	2.6	2.5	2.5	2.4
Avg. Stride Length [m]	6.1	7.6	7.4	7.2	7.1



- [] Ranking at each section and finish
- .-.- No data available at this section
- NA No data available



Horse/Jockey Name	Mr Kobo
Final Rank	4
Fastest Section Time (Section)	0:10.14 (800m)
Top Speed [km/h] (Section)	72.1 (Overall)
Race State	Finished



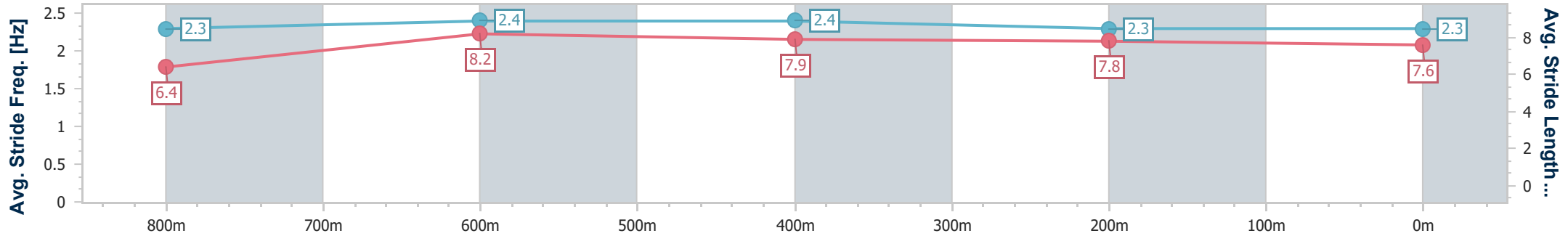
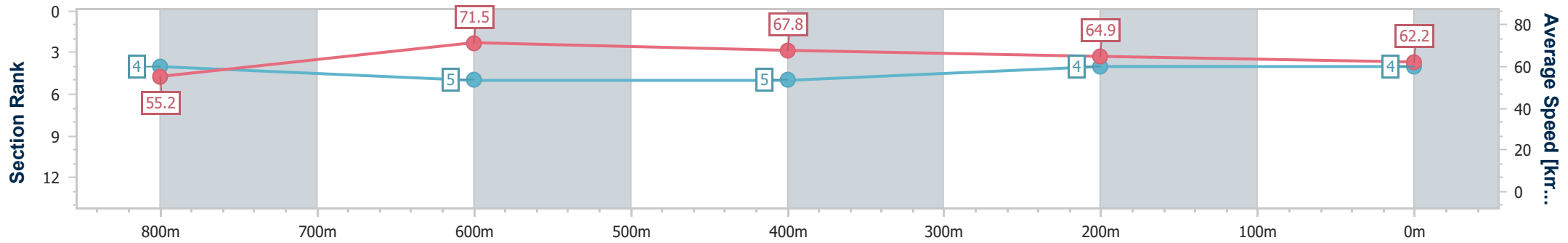
Townsville QLD Professional
Race 8: NQ AESTHETICS RATINGS BAND 0 - 55 Handicap - 1000m



13 December 2024 - 15:29

Track Rating: Soft 5, Weather: Overcast, Rail Position: True

Section	Overall	800m	600m	400m	200m
Section Times	0:56.67 [4] (0:13.05)	0:43.62 [4] (0:10.14)	0:33.48 [5] (0:10.74)	0:22.74 [5] (0:11.16)	0:11.58 [4] (0:11.58)
Average Speed [km/h]	55.2	71.5	67.8	64.9	62.2
Top Speed [km/h]	72.1	72.0	70.5	65.7	64.3
Avg. Dist. to Rail [m]	4.0	1.8	2.5	4.0	3.3
Avg. Stride Freq. [Hz]	2.3	2.4	2.4	2.3	2.3
Avg. Stride Length [m]	6.4	8.2	7.9	7.8	7.6



- [] Ranking at each section and finish
- .-.- No data available at this section
- NA No data available



Horse/Jockey Name	Targeted
Final Rank	5
Fastest Section Time (Section)	0:10.40 (600m)
Top Speed [km/h] (Section)	70.3 (600m)
Race State	Finished



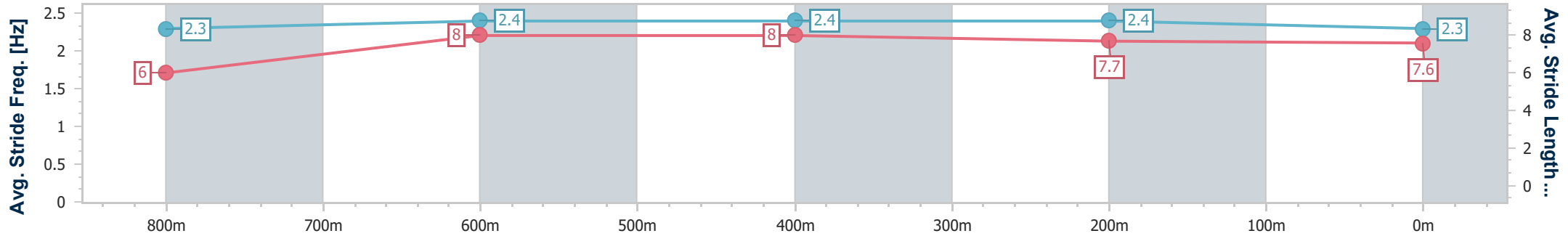
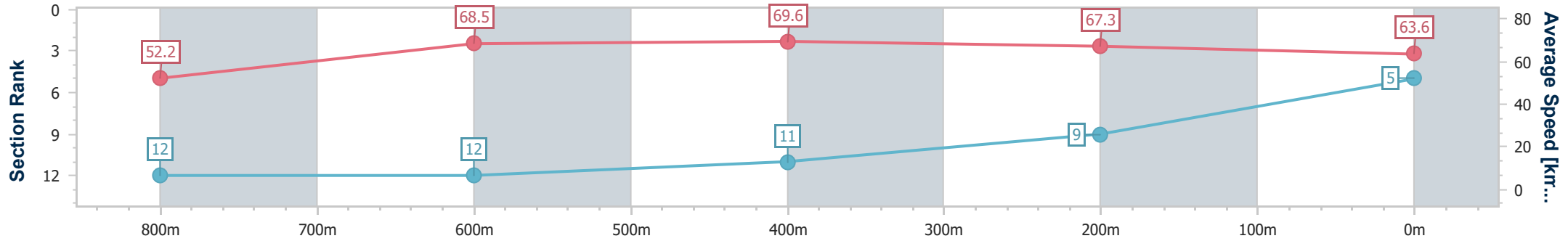
Townsville QLD Professional
Race 8: NQ AESTHETICS RATINGS BAND 0 - 55 Handicap - 1000m

13 December 2024 - 15:29

Track Rating: Soft 5, Weather: Overcast, Rail Position: True



Section	Overall	800m	600m	400m	200m
Section Times	0:56.78 [5] (0:13.79)	0:42.99 [12] (0:10.49)	0:32.50 [12] (0:10.40)	0:22.10 [11] (0:10.78)	0:11.32 [9] (0:11.32)
Average Speed [km/h]	52.2	68.5	69.6	67.3	63.6
Top Speed [km/h]	68.0	69.5	70.3	69.1	66.1
Avg. Dist. to Rail [m]	3.5	0.4	1.0	6.2	7.9
Avg. Stride Freq. [Hz]	2.3	2.4	2.4	2.4	2.3
Avg. Stride Length [m]	6.0	8.0	8.0	7.7	7.6



- [] Ranking at each section and finish
- .-.- No data available at this section
- NA No data available



Horse/Jockey Name	Lucky Rolla
Final Rank	6
Fastest Section Time (Section)	0:10.44 (600m)
Top Speed [km/h] (Section)	70.0 (600m)
Race State	Finished



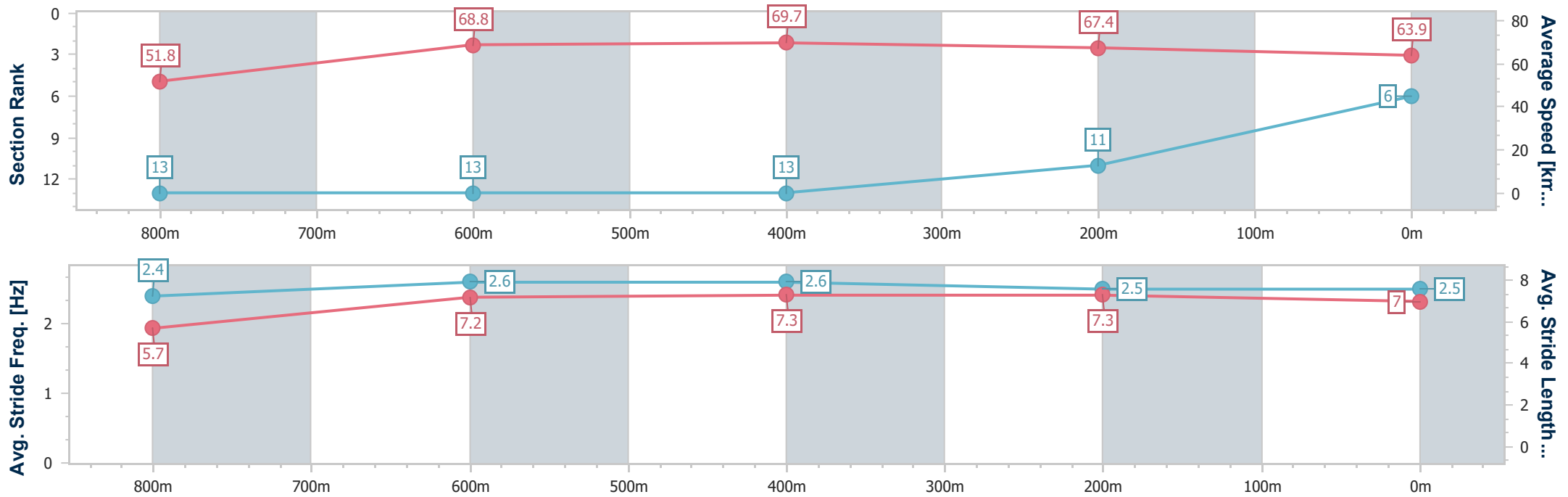
Townsville QLD Professional
 Race 8: NQ AESTHETICS RATINGS BAND 0 - 55 Handicap - 1000m



13 December 2024 - 15:29

Track Rating: Soft 5, Weather: Overcast, Rail Position: True

Section	Overall	800m	600m	400m	200m
Section Times	0:56.95 [6] (0:13.93)	0:43.02 [13] (0:10.53)	0:32.49 [13] (0:10.44)	0:22.05 [13] (0:10.76)	0:11.29 [11] (0:11.29)
Average Speed [km/h]	51.8	68.8	69.7	67.4	63.9
Top Speed [km/h]	67.8	69.3	70.0	68.1	66.4
Avg. Dist. to Rail [m]	10.9	1.6	2.2	5.0	8.9
Avg. Stride Freq. [Hz]	2.4	2.6	2.6	2.5	2.5
Avg. Stride Length [m]	5.7	7.2	7.3	7.3	7.0



- [] Ranking at each section and finish
- .-.- No data available at this section
- NA No data available



Horse/Jockey Name	Let's Ride
Final Rank	7
Fastest Section Time (Section)	0:10.27 (800m)
Top Speed [km/h] (Section)	71.2 (800m)
Race State	Finished



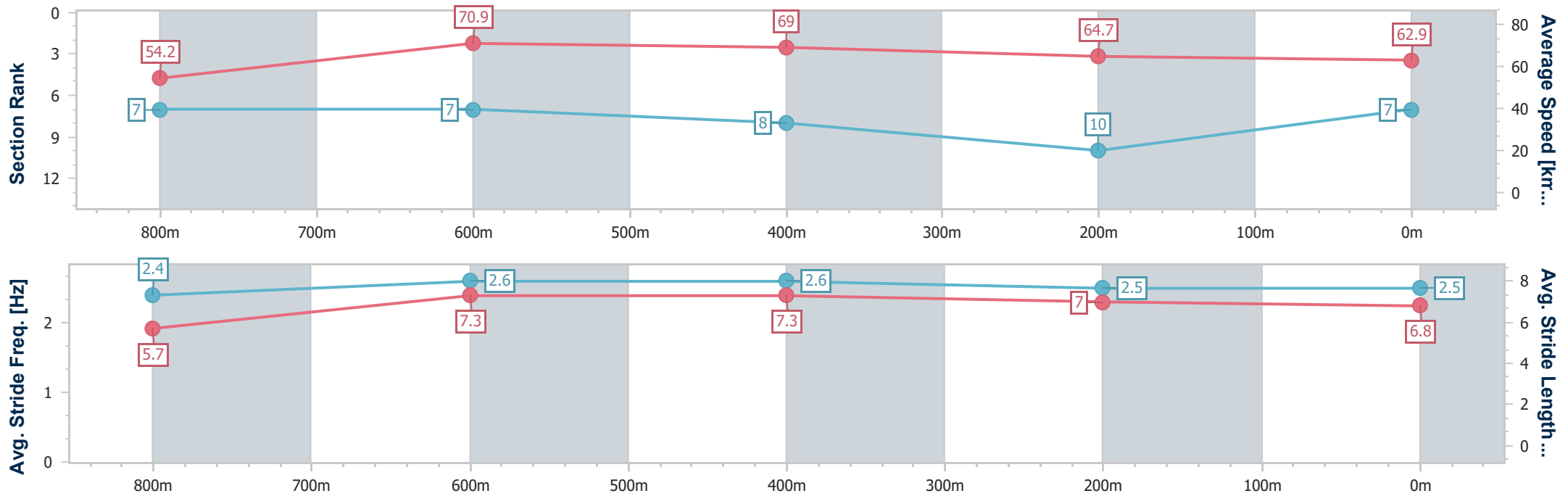
Townsville QLD Professional
Race 8: NQ AESTHETICS RATINGS BAND 0 - 55 Handicap - 1000m

13 December 2024 - 15:29

Track Rating: Soft 5, Weather: Overcast, Rail Position: True



Section	Overall	800m	600m	400m	200m
Section Times	0:57.03 [7] (0:13.31)	0:43.72 [7] (0:10.27)	0:33.45 [7] (0:10.73)	0:22.72 [8] (0:11.27)	0:11.45 [10] (0:11.45)
Average Speed [km/h]	54.2	70.9	69.0	64.7	62.9
Top Speed [km/h]	69.6	71.2	71.2	66.6	65.6
Avg. Dist. to Rail [m]	7.8	3.3	5.4	7.8	10.8
Avg. Stride Freq. [Hz]	2.4	2.6	2.6	2.5	2.5
Avg. Stride Length [m]	5.7	7.3	7.3	7.0	6.8



- [] Ranking at each section and finish
- .-.- No data available at this section
- NA No data available



Horse/Jockey Name	Whittlesford
Final Rank	8
Fastest Section Time (Section)	0:10.09 (800m)
Top Speed [km/h] (Section)	72.4 (Overall)
Race State	Finished



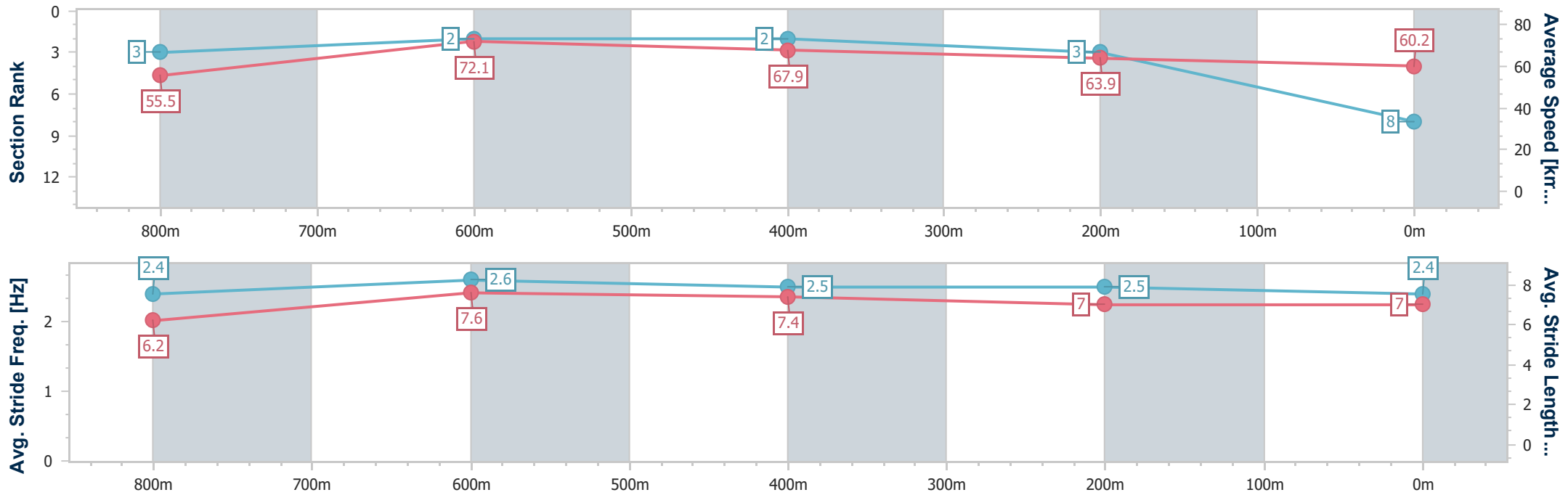
Townsville QLD Professional
 Race 8: NQ AESTHETICS RATINGS BAND 0 - 55 Handicap - 1000m



13 December 2024 - 15:29

Track Rating: Soft 5, Weather: Overcast, Rail Position: True

Section	Overall	800m	600m	400m	200m
Section Times	0:57.04 [8] (0:12.93)	0:44.11 [3] (0:10.09)	0:34.02 [2] (0:10.69)	0:23.33 [2] (0:11.36)	0:11.97 [3] (0:11.97)
Average Speed [km/h]	55.5	72.1	67.9	63.9	60.2
Top Speed [km/h]	72.4	72.4	70.7	65.0	63.0
Avg. Dist. to Rail [m]	6.7	2.1	2.2	5.9	6.0
Avg. Stride Freq. [Hz]	2.4	2.6	2.5	2.5	2.4
Avg. Stride Length [m]	6.2	7.6	7.4	7.0	7.0



- [] Ranking at each section and finish
- .-.- No data available at this section
- NA No data available



Horse/Jockey Name	Grovers Prediction
Final Rank	9
Fastest Section Time (Section)	0:09.94 (800m)
Top Speed [km/h] (Section)	72.0 (Overall)
Race State	Finished



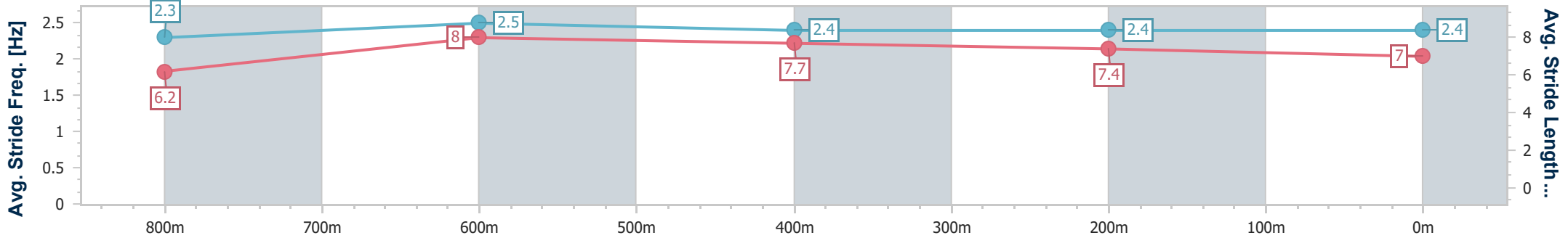
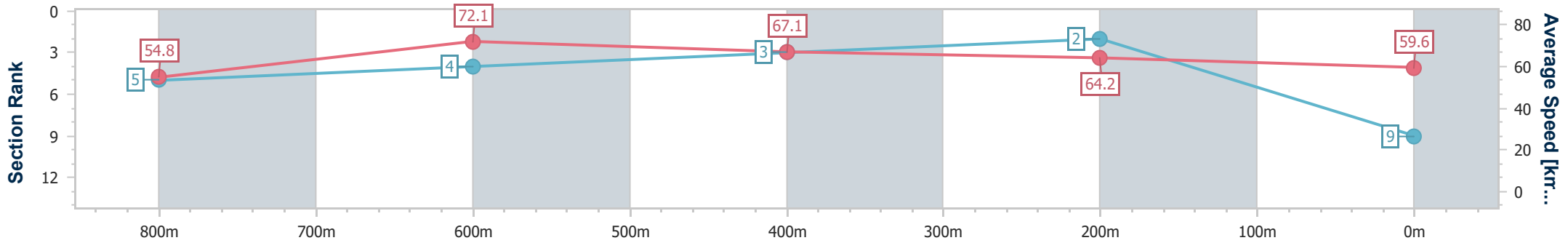
Townsville QLD Professional
Race 8: NQ AESTHETICS RATINGS BAND 0 - 55 Handicap - 1000m

13 December 2024 - 15:29

Track Rating: Soft 5, Weather: Overcast, Rail Position: True



Section	Overall	800m	600m	400m	200m
Section Times	0:57.11 [9] (0:13.14)	0:43.97 [5] (0:09.94)	0:34.03 [4] (0:10.69)	0:23.34 [3] (0:11.27)	0:12.07 [2] (0:12.07)
Average Speed [km/h]	54.8	72.1	67.1	64.2	59.6
Top Speed [km/h]	72.0	72.0	69.2	65.1	63.5
Avg. Dist. to Rail [m]	2.2	1.1	0.6	1.4	1.2
Avg. Stride Freq. [Hz]	2.3	2.5	2.4	2.4	2.4
Avg. Stride Length [m]	6.2	8.0	7.7	7.4	7.0



- [] Ranking at each section and finish
- .-.- No data available at this section
- NA No data available



Horse/Jockey Name	Puss Boots
Final Rank	10
Fastest Section Time (Section)	0:10.21 (800m)
Top Speed [km/h] (Section)	71.1 (600m)
Race State	Finished



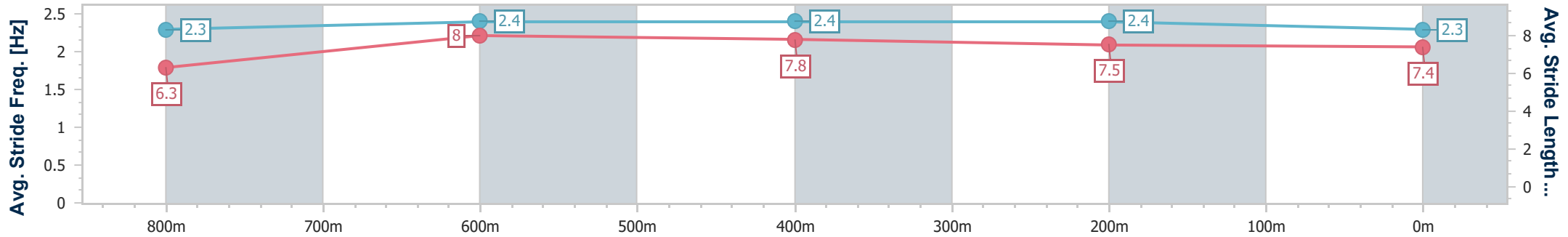
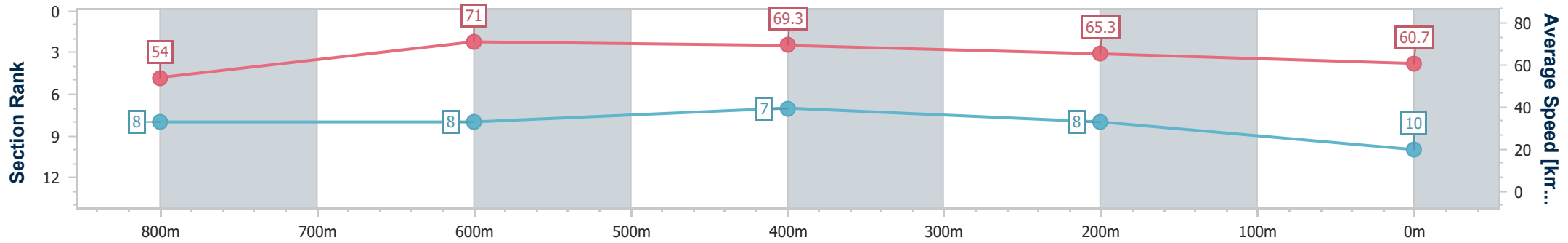
Townsville QLD Professional
Race 8: NQ AESTHETICS RATINGS BAND 0 - 55 Handicap - 1000m

13 December 2024 - 15:29

Track Rating: Soft 5, Weather: Overcast, Rail Position: True



Section	Overall	800m	600m	400m	200m
Section Times	0:57.15 [10] (0:13.37)	0:43.78 [8] (0:10.21)	0:33.57 [8] (0:10.56)	0:23.01 [7] (0:11.16)	0:11.85 [8] (0:11.85)
Average Speed [km/h]	54.0	71.0	69.3	65.3	60.7
Top Speed [km/h]	69.7	71.1	71.1	66.9	63.5
Avg. Dist. to Rail [m]	5.4	1.5	3.5	7.5	8.8
Avg. Stride Freq. [Hz]	2.3	2.4	2.4	2.4	2.3
Avg. Stride Length [m]	6.3	8.0	7.8	7.5	7.4



- [] Ranking at each section and finish
- .-.-.- No data available at this section
- NA No data available



Horse/Jockey Name	Remember Roy
Final Rank	11
Fastest Section Time (Section)	0:10.10 (800m)
Top Speed [km/h] (Section)	72.0 (Overall)
Race State	Finished



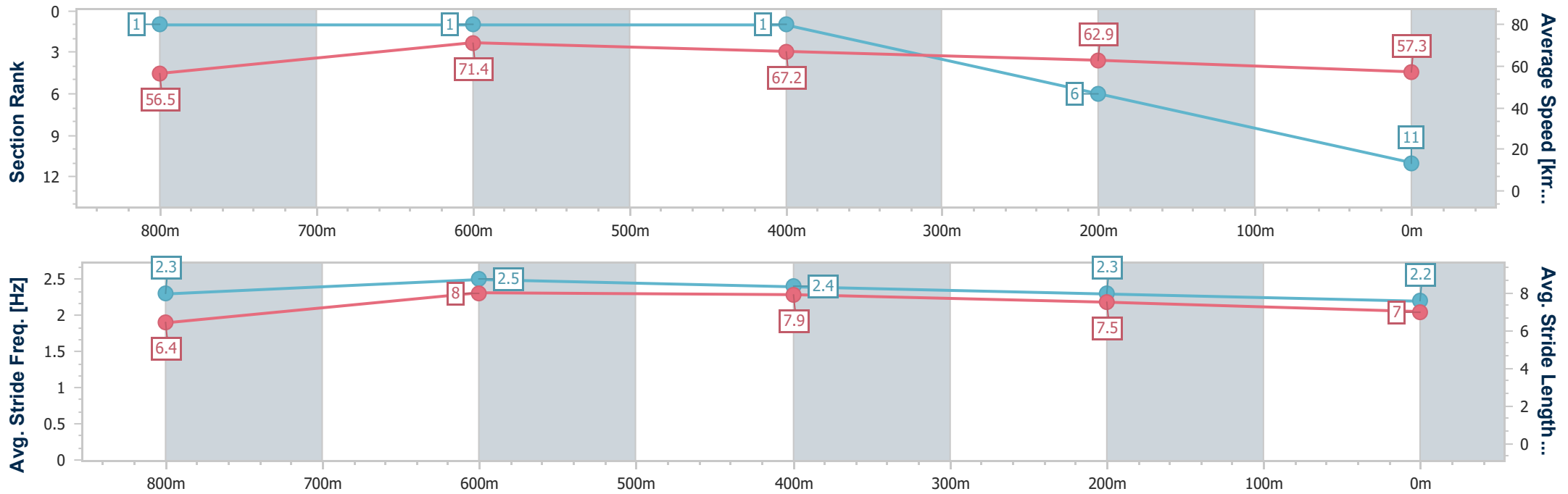
Townsville QLD Professional
Race 8: NQ AESTHETICS RATINGS BAND 0 - 55 Handicap - 1000m



13 December 2024 - 15:29

Track Rating: Soft 5, Weather: Overcast, Rail Position: True

Section	Overall	800m	600m	400m	200m
Section Times	0:57.68 [11] (0:12.75)	0:44.93 [1] (0:10.10)	0:34.83 [1] (0:10.76)	0:24.07 [1] (0:11.50)	0:12.57 [6] (0:12.57)
Average Speed [km/h]	56.5	71.4	67.2	62.9	57.3
Top Speed [km/h]	72.0	72.0	70.3	64.4	61.5
Avg. Dist. to Rail [m]	4.8	0.4	0.7	2.6	2.5
Avg. Stride Freq. [Hz]	2.3	2.5	2.4	2.3	2.2
Avg. Stride Length [m]	6.4	8.0	7.9	7.5	7.0



- [] Ranking at each section and finish
- .-.- No data available at this section
- NA No data available



Horse/Jockey Name	Look At Rosa
Final Rank	12
Fastest Section Time (Section)	0:10.47 (800m)
Top Speed [km/h] (Section)	69.7 (800m)
Race State	Finished



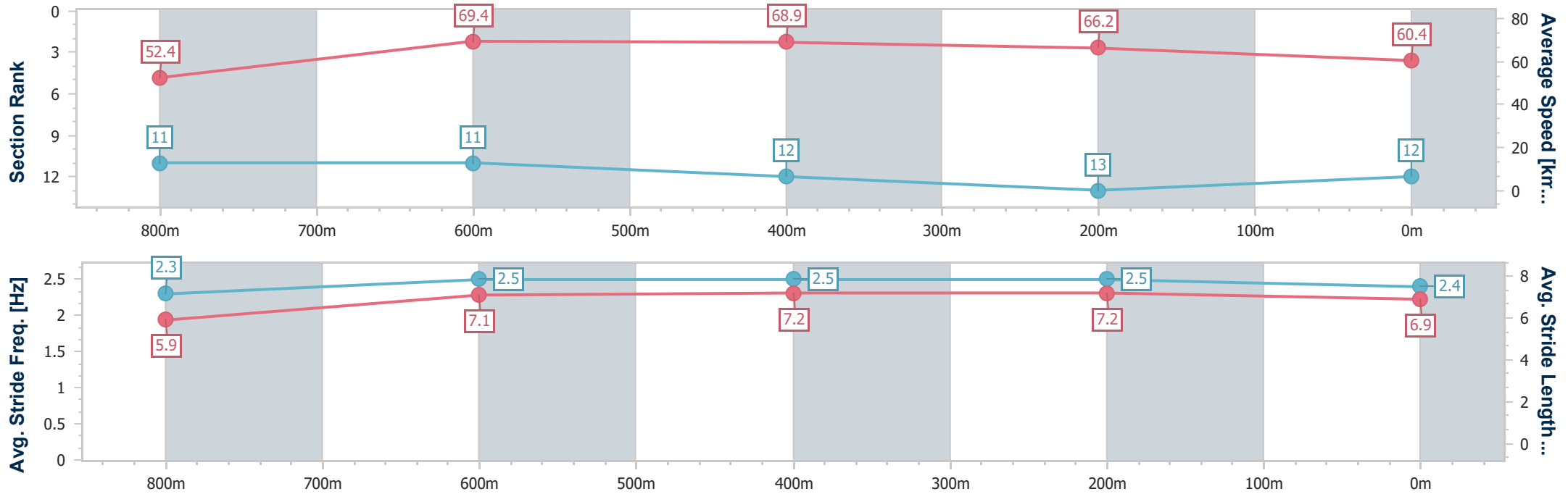
Townsville QLD Professional
Race 8: NQ AESTHETICS RATINGS BAND 0 - 55 Handicap - 1000m

13 December 2024 - 15:29

Track Rating: Soft 5, Weather: Overcast, Rail Position: True



Section	Overall	800m	600m	400m	200m
Section Times	0:57.81 [12] (0:13.69)	0:44.12 [11] (0:10.47)	0:33.65 [11] (0:10.71)	0:22.94 [12] (0:11.01)	0:11.93 [13] (0:11.93)
Average Speed [km/h]	52.4	69.4	68.9	66.2	60.4
Top Speed [km/h]	68.0	69.7	69.7	68.0	64.3
Avg. Dist. to Rail [m]	9.2	2.7	4.6	7.7	9.5
Avg. Stride Freq. [Hz]	2.3	2.5	2.5	2.5	2.4
Avg. Stride Length [m]	5.9	7.1	7.2	7.2	6.9



- [] Ranking at each section and finish
- .-.- No data available at this section
- NA No data available



Horse/Jockey Name	Hunt The Hunter
Final Rank	13
Fastest Section Time (Section)	0:10.44 (800m)
Top Speed [km/h] (Section)	70.2 (600m)
Race State	Finished



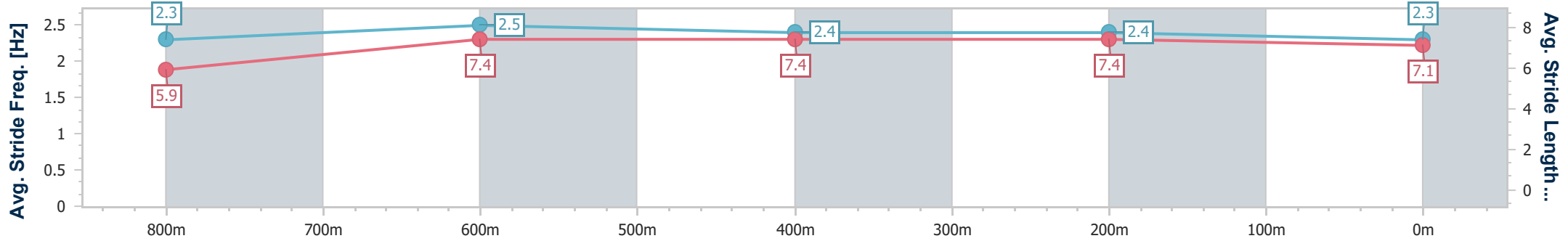
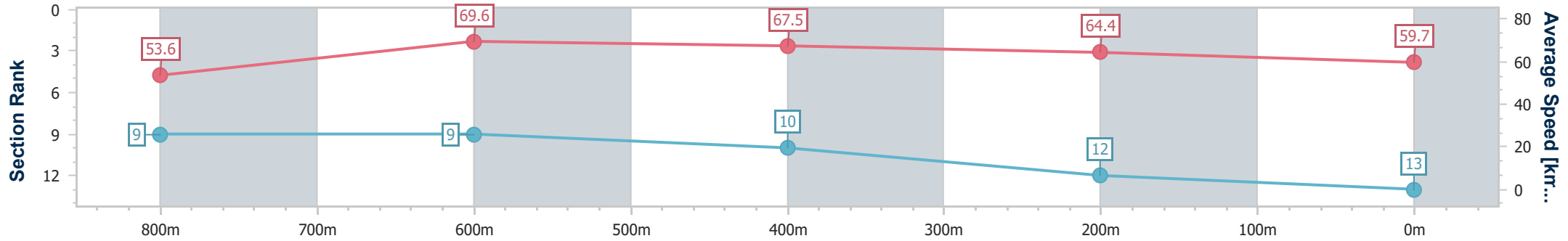
Townsville QLD Professional
 Race 8: NQ AESTHETICS RATINGS BAND 0 - 55 Handicap - 1000m



13 December 2024 - 15:29

Track Rating: Soft 5, Weather: Overcast, Rail Position: True

Section	Overall	800m	600m	400m	200m
Section Times	0:57.86 [13] (0:13.42)	0:44.44 [9] (0:10.44)	0:34.00 [9] (0:10.75)	0:23.25 [10] (0:11.18)	0:12.07 [12] (0:12.07)
Average Speed [km/h]	53.6	69.6	67.5	64.4	59.7
Top Speed [km/h]	69.7	70.1	70.2	65.7	63.1
Avg. Dist. to Rail [m]	8.5	2.5	1.3	2.3	5.7
Avg. Stride Freq. [Hz]	2.3	2.5	2.4	2.4	2.3
Avg. Stride Length [m]	5.9	7.4	7.4	7.4	7.1



- [] Ranking at each section and finish
- .-.- No data available at this section
- NA No data available



Townsville QLD Professional

Race 9: 102.3 TRIPLE M RATINGS BAND 0 - 55 Handicap - 1000m

13 December 2024 - 16:10



Track Rating: Soft 5, Weather: Overcast, Rail Position: True

Section											Last 600m		
Field Times		Overall	800m	600m	400m	200m						0:33.66	
		0:56.44 (0:12.52)	0:43.92 (0:10.26)	0:33.66 (0:10.95)	0:22.71 (0:11.22)	0:11.49 (0:11.49)							
Rank	TAB	Horse/Jockey	Barrier	Top Speed [km/h]	Fastest Section							Margin	Distance Travelled [m]
1	7	WICKLOW LASS Wanderson D'Avila	12	72.4 Overall	0:10.19 800m	0:56.44 [1] (0:12.73)	0:43.71 [6] (0:10.19)	0:33.52 [3] (0:10.88)	0:22.64 [2] (0:11.15)	0:11.49 [1] (0:11.49)	0:56.44	0:33.52	
2	8	REEMYA Nathan Day	9	72.4 800m	0:10.20 800m	0:56.81 [2] (0:12.58)	0:44.23 [3] (0:10.20)	0:34.03 [1] (0:10.95)	0:23.08 [1] (0:11.23)	0:11.85 [2] (0:11.85)	2.19L	0:34.03	-3
3	10	LOVES AFFECTION Chelsea Jokic	2	71.1 Overall	0:10.53 800m	0:56.94 [3] (0:12.66)	0:44.28 [5] (0:10.53)	0:33.75 [6] (0:11.01)	0:22.74 [7] (0:11.19)	0:11.55 [8] (0:11.55)	3L	0:33.75	-8
4	12	ALLEZ PARIS Pietro Romeo	8	72.0 Overall	0:10.39 800m	0:56.96 [4] (0:12.63)	0:44.33 [4] (0:10.39)	0:33.94 [5] (0:11.00)	0:22.94 [5] (0:11.22)	0:11.72 [4] (0:11.72)	3.08L	0:33.94	-4
5	5	GOOD KITTY Nikki Olzard	5	71.5 800m	0:10.40 800m	0:57.02 [5] (0:13.08)	0:43.94 [10] (0:10.40)	0:33.54 [10] (0:10.80)	0:22.74 [8] (0:11.06)	0:11.68 [5] (0:11.68)	3.42L	0:33.54	-3
6	13	LITTLE RED PEPPER Nathan Thomas	6	71.8 800m	0:10.38 800m	0:57.07 [6] (0:13.15)	0:43.92 [11] (0:10.38)	0:33.54 [11] (0:10.83)	0:22.71 [10] (0:11.18)	0:11.53 [10] (0:11.53)	3.75L	0:33.54	-2
7	1	CONVERTOR Ashley Butler	1	71.2 800m	0:10.51 800m	0:57.26 [7] (0:12.92)	0:44.34 [9] (0:10.51)	0:33.83 [9] (0:11.01)	0:22.82 [11] (0:11.09)	0:11.73 [9] (0:11.73)	4.84L	0:33.83	-8
8	2	SNUGGLE BANG YAHOO Isabella Teh	4	71.3 800m	0:10.42 800m	0:57.29 [8] (0:12.80)	0:44.49 [7] (0:10.42)	0:34.07 [7] (0:10.86)	0:23.21 [6] (0:11.27)	0:11.94 [6] (0:11.94)	5.02L	0:34.07	+0
9	4	THE WALLET Tyler Leslight	10	71.3 Overall	0:10.43 800m	0:57.35 [9] (0:12.52)	0:44.83 [1] (0:10.43)	0:34.40 [4] (0:10.90)	0:23.50 [4] (0:11.34)	0:12.16 [3] (0:12.16)	5.41L	0:34.40	+7
10	6	SASSY DIVA Warwick Satherley	11	72.0 Overall	0:10.45 800m	0:57.54 [10] (0:12.91)	0:44.63 [8] (0:10.45)	0:34.18 [8] (0:10.93)	0:23.25 [9] (0:11.29)	0:11.96 [11] (0:11.96)	6.51L	0:34.18	+0

Scratched: Kangerong Miss (#11)

[] Ranking at each section and finish
 -:-:- No data available at this section
 NA No data available

SCN Saddle cloth number
 DNF Did not finish
 DNT Did not track



Townsville QLD Professional

Race 9: 102.3 TRIPLE M RATINGS BAND 0 - 55 Handicap - 1000m

13 December 2024 - 16:10



Track Rating: Soft 5, Weather: Overcast, Rail Position: True

Section		Overall	800m	600m	400m	200m	Last 600m					
Field Times		0:56.44 (0:12.52)	0:43.92 (0:10.26)	0:33.66 (0:10.95)	0:22.71 (0:11.22)	0:11.49 (0:11.49)	0:33.66					
Rank	TAB Horse/Jockey	Barrier	Top Speed [km/h]	Fastest Section	Margin					Distance Travelled [m]		
11	3 ALLANON Jackson Murphy	3	72.0 800m	0:10.50 800m	0:58.03 [11] (0:13.16)	0:44.87 [12] (0:10.50)	0:34.37 [12] (0:11.09)	0:23.28 [12] (0:10.98)	0:12.30 [12] (0:12.30)	9.39L	0:34.37	-5
12	9 EXSENSIBLE Adam Sewell	7	72.4 Overall	0:10.26 800m	0:58.23 [12] (0:12.52)	0:45.71 [2] (0:10.26)	0:35.45 [2] (0:11.04)	0:24.41 [3] (0:11.57)	0:12.84 [7] (0:12.84)	10.58L	0:35.45	-5

Scratched: Kangerong Miss (#11)

[] Ranking at each section and finish
 -:-:-:- No data available at this section
 NA No data available

SCN Saddle cloth number
 DNF Did not finish
 DNT Did not track



Horse/Jockey Name	Wicklow Lass
Final Rank	1
Fastest Section Time (Section)	0:10.19 (800m)
Top Speed [km/h] (Section)	72.4 (Overall)
Race State	Finished



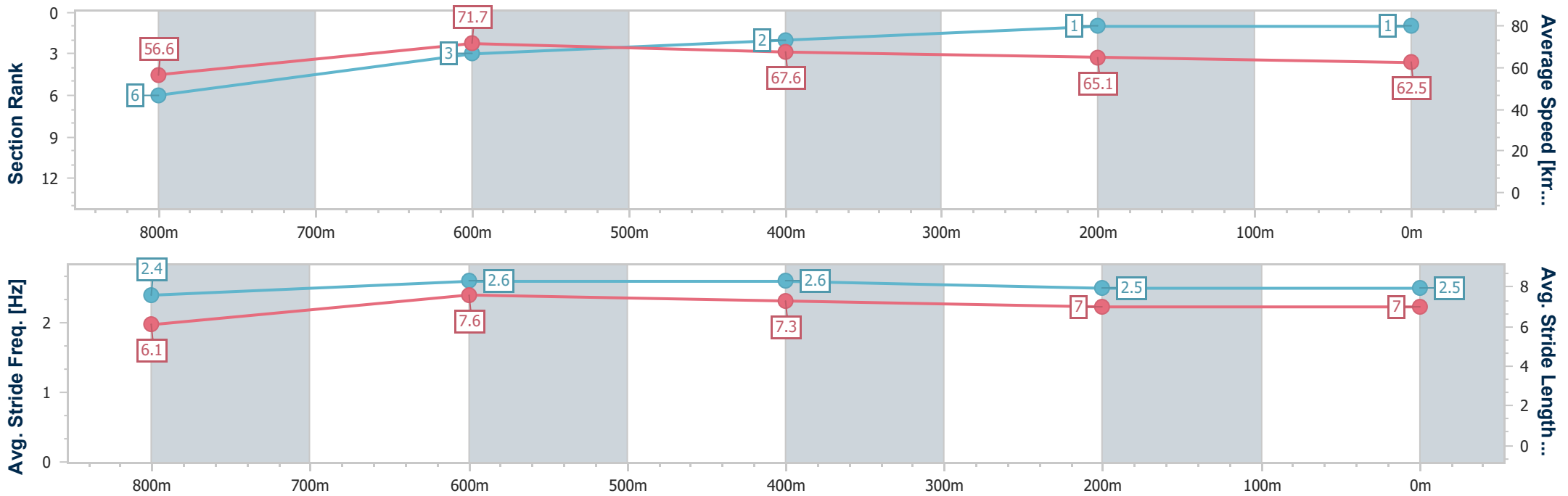
Townsville QLD Professional
 Race 9: 102.3 TRIPLE M RATINGS BAND 0 - 55 Handicap - 1000m



13 December 2024 - 16:10

Track Rating: Soft 5, Weather: Overcast, Rail Position: True

Section	Overall	800m	600m	400m	200m
Section Times	0:56.44 [1] (0:12.73)	0:43.71 [6] (0:10.19)	0:33.52 [3] (0:10.88)	0:22.64 [2] (0:11.15)	0:11.49 [1] (0:11.49)
Average Speed [km/h]	56.6	71.7	67.6	65.1	62.5
Top Speed [km/h]	72.4	72.4	70.9	66.0	65.0
Avg. Dist. to Rail [m]	13.1	4.3	4.3	3.8	3.7
Avg. Stride Freq. [Hz]	2.4	2.6	2.6	2.5	2.5
Avg. Stride Length [m]	6.1	7.6	7.3	7.0	7.0



- [] Ranking at each section and finish
- .-.- No data available at this section
- NA No data available



Horse/Jockey Name	Reemya
Final Rank	2
Fastest Section Time (Section)	0:10.20 (800m)
Top Speed [km/h] (Section)	72.4 (800m)
Race State	Finished



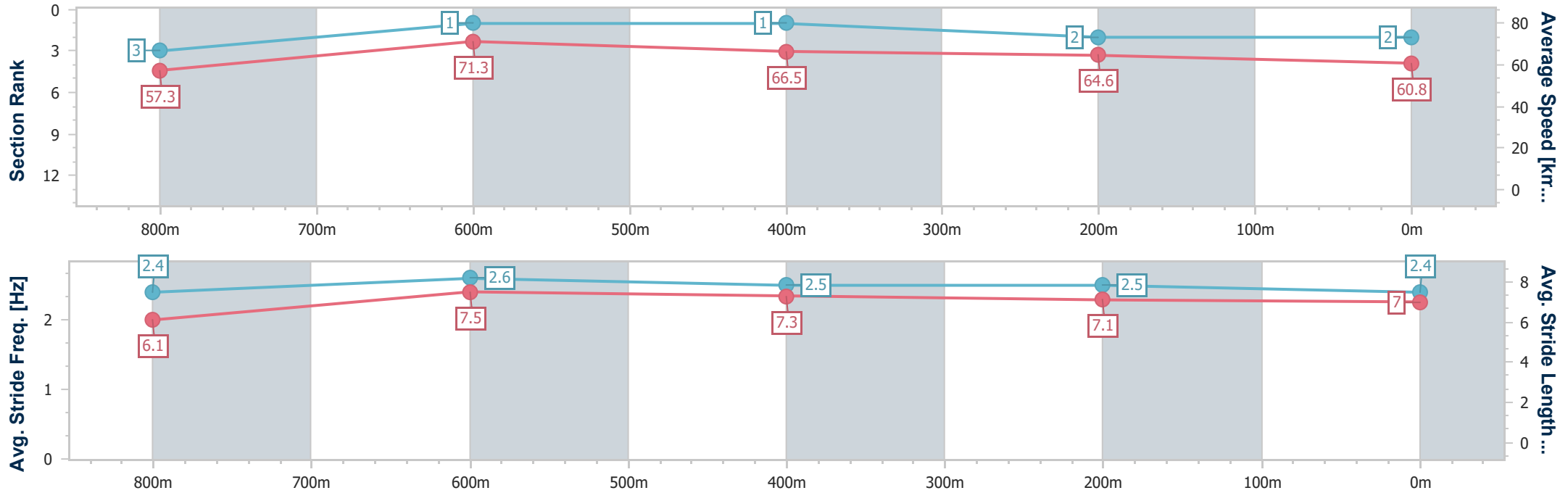
Townsville QLD Professional
Race 9: 102.3 TRIPLE M RATINGS BAND 0 - 55 Handicap - 1000m



13 December 2024 - 16:10

Track Rating: Soft 5, Weather: Overcast, Rail Position: True

Section	Overall	800m	600m	400m	200m
Section Times	0:56.81 [2] (0:12.58)	0:44.23 [3] (0:10.20)	0:34.03 [1] (0:10.95)	0:23.08 [1] (0:11.23)	0:11.85 [2] (0:11.85)
Average Speed [km/h]	57.3	71.3	66.5	64.6	60.8
Top Speed [km/h]	72.0	72.4	69.5	65.3	65.0
Avg. Dist. to Rail [m]	9.3	2.9	2.3	3.0	0.7
Avg. Stride Freq. [Hz]	2.4	2.6	2.5	2.5	2.4
Avg. Stride Length [m]	6.1	7.5	7.3	7.1	7.0



- [] Ranking at each section and finish
- .-.- No data available at this section
- NA No data available



Horse/Jockey Name	Loves Affection
Final Rank	3
Fastest Section Time (Section)	0:10.53 (800m)
Top Speed [km/h] (Section)	71.1 (Overall)
Race State	Finished



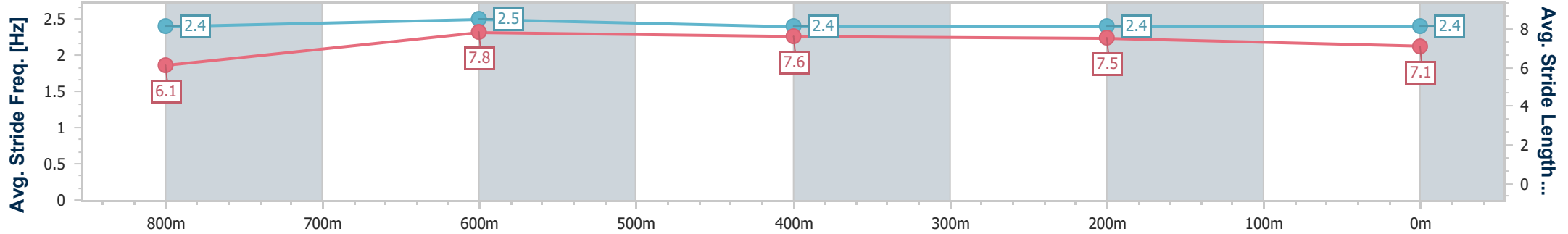
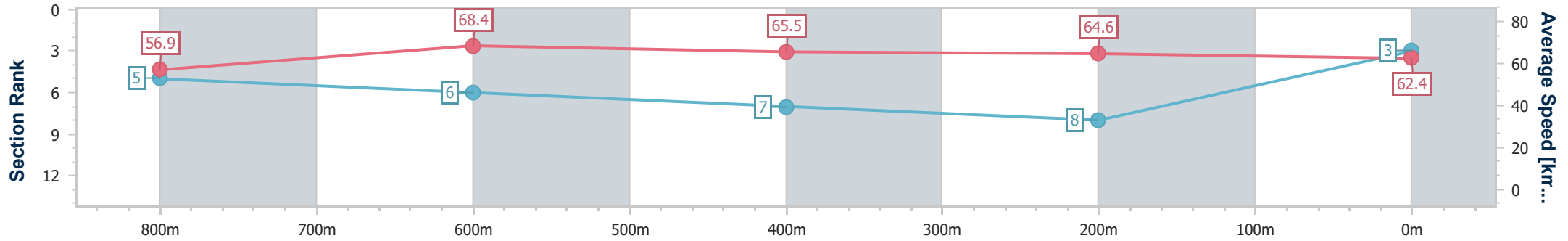
Townsville QLD Professional
 Race 9: 102.3 TRIPLE M RATINGS BAND 0 - 55 Handicap - 1000m



13 December 2024 - 16:10

Track Rating: Soft 5, Weather: Overcast, Rail Position: True

Section	Overall	800m	600m	400m	200m
Section Times	0:56.94 [3] (0:12.66)	0:44.28 [5] (0:10.53)	0:33.75 [6] (0:11.01)	0:22.74 [7] (0:11.19)	0:11.55 [8] (0:11.55)
Average Speed [km/h]	56.9	68.4	65.5	64.6	62.4
Top Speed [km/h]	71.1	71.0	68.1	65.6	64.2
Avg. Dist. to Rail [m]	3.2	0.4	0.9	2.9	5.6
Avg. Stride Freq. [Hz]	2.4	2.5	2.4	2.4	2.4
Avg. Stride Length [m]	6.1	7.8	7.6	7.5	7.1



- [] Ranking at each section and finish
- .-.- No data available at this section
- NA No data available



Horse/Jockey Name	Allez Paris
Final Rank	4
Fastest Section Time (Section)	0:10.39 (800m)
Top Speed [km/h] (Section)	72.0 (Overall)
Race State	Finished



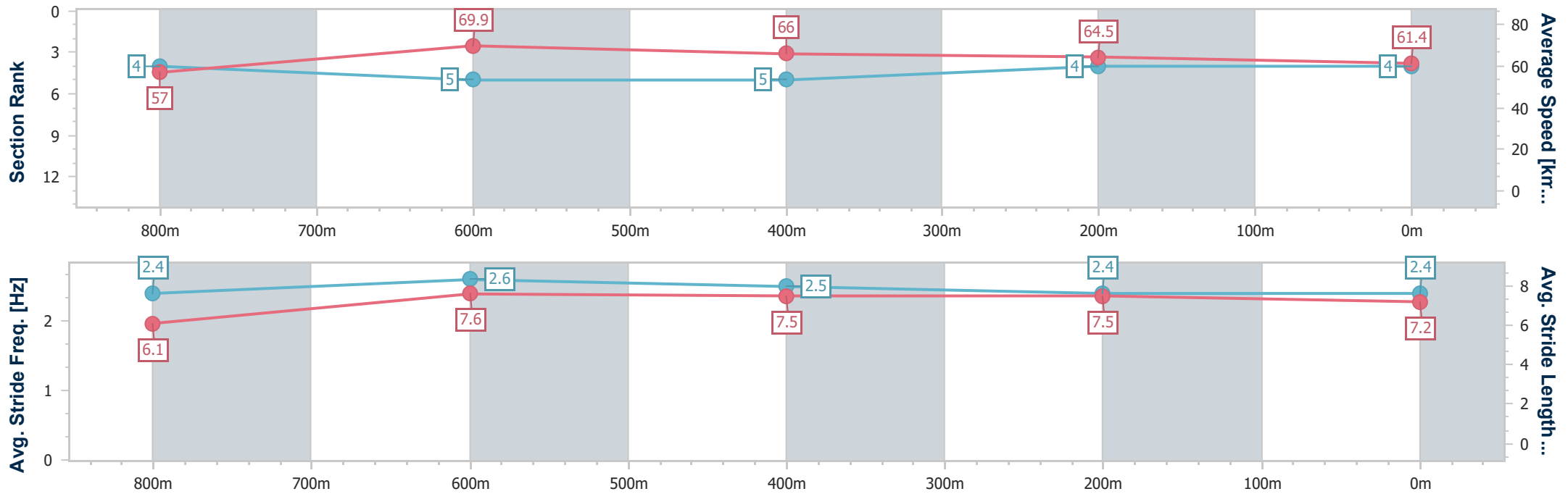
Townsville QLD Professional
Race 9: 102.3 TRIPLE M RATINGS BAND 0 - 55 Handicap - 1000m



13 December 2024 - 16:10

Track Rating: Soft 5, Weather: Overcast, Rail Position: True

Section	Overall	800m	600m	400m	200m
Section Times	0:56.96 [4] (0:12.63)	0:44.33 [4] (0:10.39)	0:33.94 [5] (0:11.00)	0:22.94 [5] (0:11.22)	0:11.72 [4] (0:11.72)
Average Speed [km/h]	57.0	69.9	66.0	64.5	61.4
Top Speed [km/h]	72.0	71.8	69.0	65.4	64.2
Avg. Dist. to Rail [m]	7.9	2.2	2.1	2.0	1.9
Avg. Stride Freq. [Hz]	2.4	2.6	2.5	2.4	2.4
Avg. Stride Length [m]	6.1	7.6	7.5	7.5	7.2



- [] Ranking at each section and finish
- .-.- No data available at this section
- NA No data available



Horse/Jockey Name	Good Kitty
Final Rank	5
Fastest Section Time (Section)	0:10.40 (800m)
Top Speed [km/h] (Section)	71.5 (800m)
Race State	Finished



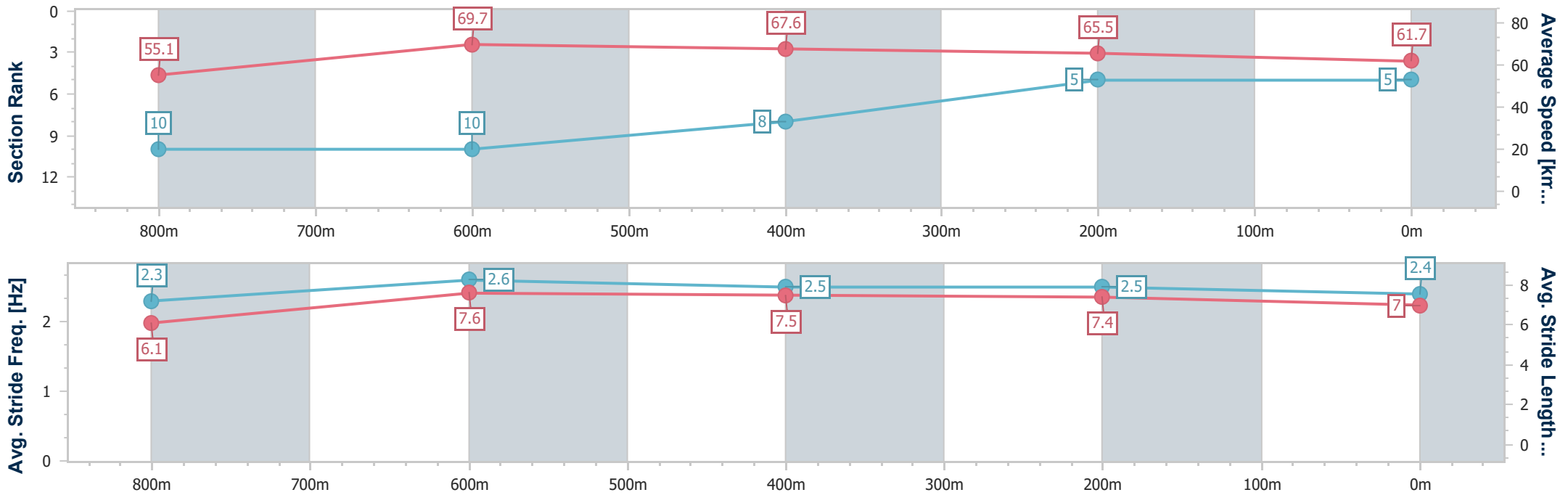
Townsville QLD Professional
 Race 9: 102.3 TRIPLE M RATINGS BAND 0 - 55 Handicap - 1000m



13 December 2024 - 16:10

Track Rating: Soft 5, Weather: Overcast, Rail Position: True

Section	Overall	800m	600m	400m	200m
Section Times	0:57.02 [5] (0:13.08)	0:43.94 [10] (0:10.40)	0:33.54 [10] (0:10.80)	0:22.74 [8] (0:11.06)	0:11.68 [5] (0:11.68)
Average Speed [km/h]	55.1	69.7	67.6	65.5	61.7
Top Speed [km/h]	69.7	71.5	69.6	67.7	64.4
Avg. Dist. to Rail [m]	6.2	1.6	3.0	4.5	6.9
Avg. Stride Freq. [Hz]	2.3	2.6	2.5	2.5	2.4
Avg. Stride Length [m]	6.1	7.6	7.5	7.4	7.0



- [] Ranking at each section and finish
- .-.- No data available at this section
- NA No data available



Horse/Jockey Name	Little Red Pepper
Final Rank	6
Fastest Section Time (Section)	0:10.38 (800m)
Top Speed [km/h] (Section)	71.8 (800m)
Race State	Finished



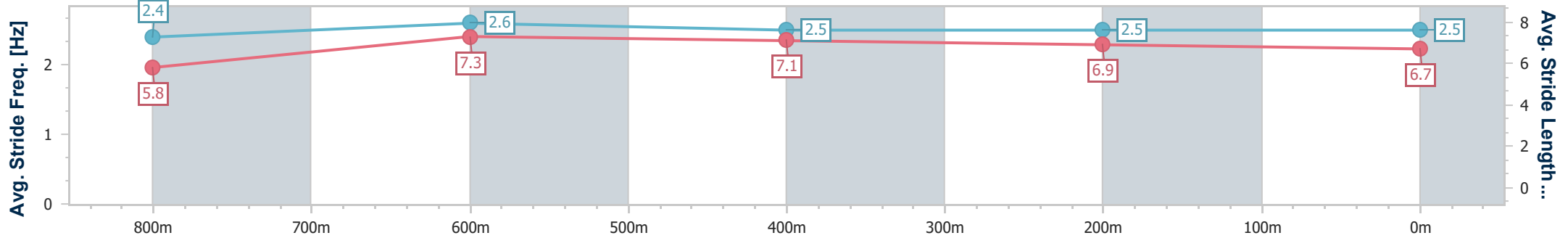
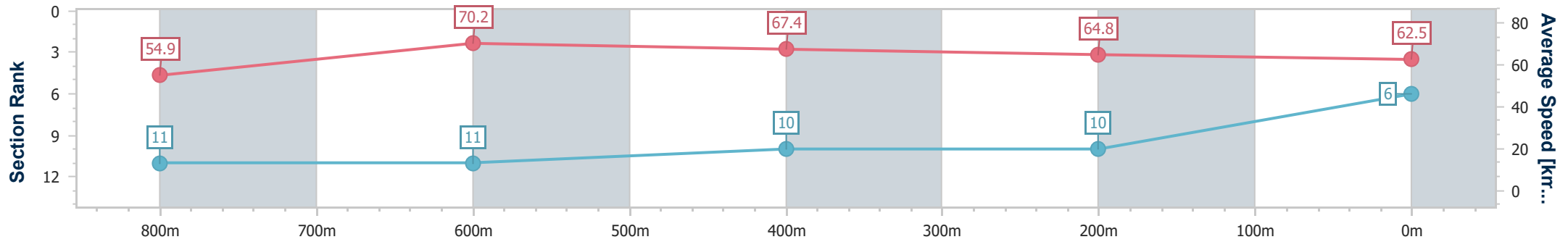
Townsville QLD Professional
 Race 9: 102.3 TRIPLE M RATINGS BAND 0 - 55 Handicap - 1000m



13 December 2024 - 16:10

Track Rating: Soft 5, Weather: Overcast, Rail Position: True

Section	Overall	800m	600m	400m	200m
Section Times	0:57.07 [6] (0:13.15)	0:43.92 [11] (0:10.38)	0:33.54 [11] (0:10.83)	0:22.71 [10] (0:11.18)	0:11.53 [10] (0:11.53)
Average Speed [km/h]	54.9	70.2	67.4	64.8	62.5
Top Speed [km/h]	71.2	71.8	68.7	65.5	64.9
Avg. Dist. to Rail [m]	8.1	3.5	3.3	4.2	7.6
Avg. Stride Freq. [Hz]	2.4	2.6	2.5	2.5	2.5
Avg. Stride Length [m]	5.8	7.3	7.1	6.9	6.7



- [] Ranking at each section and finish
- .-.- No data available at this section
- NA No data available



Horse/Jockey Name	Convertor
Final Rank	7
Fastest Section Time (Section)	0:10.51 (800m)
Top Speed [km/h] (Section)	71.2 (800m)
Race State	Finished



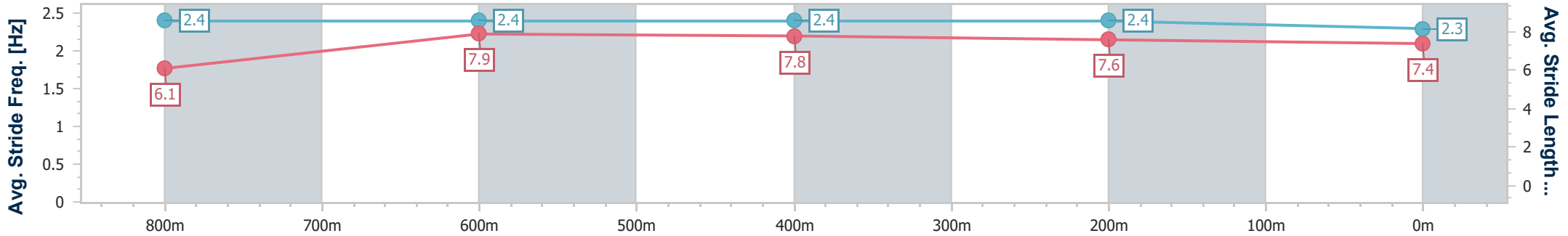
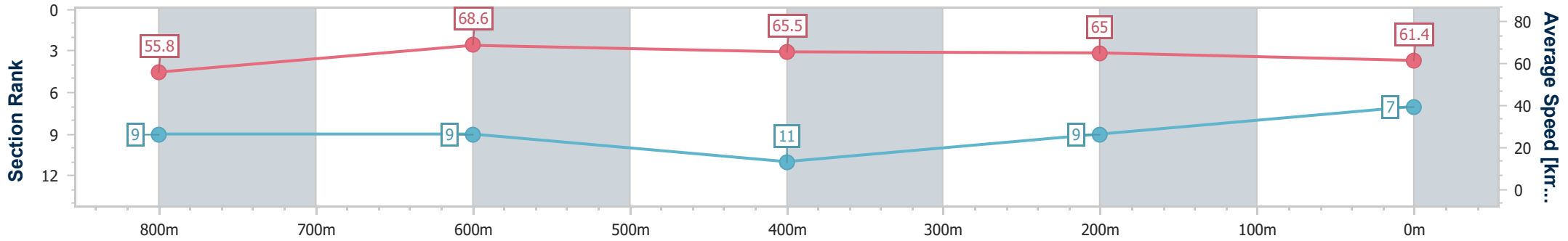
Townsville QLD Professional
Race 9: 102.3 TRIPLE M RATINGS BAND 0 - 55 Handicap - 1000m



13 December 2024 - 16:10

Track Rating: Soft 5, Weather: Overcast, Rail Position: True

Section	Overall	800m	600m	400m	200m
Section Times	0:57.26 [7] (0:12.92)	0:44.34 [9] (0:10.51)	0:33.83 [9] (0:11.01)	0:22.82 [11] (0:11.09)	0:11.73 [9] (0:11.73)
Average Speed [km/h]	55.8	68.6	65.5	65.0	61.4
Top Speed [km/h]	71.2	71.2	68.2	66.1	64.4
Avg. Dist. to Rail [m]	2.9	0.5	0.3	1.0	1.0
Avg. Stride Freq. [Hz]	2.4	2.4	2.4	2.4	2.3
Avg. Stride Length [m]	6.1	7.9	7.8	7.6	7.4



- [] Ranking at each section and finish
- .-.- No data available at this section
- NA No data available



Horse/Jockey Name	Snuggle Bang Yahoo
Final Rank	8
Fastest Section Time (Section)	0:10.42 (800m)
Top Speed [km/h] (Section)	71.3 (800m)
Race State	Finished



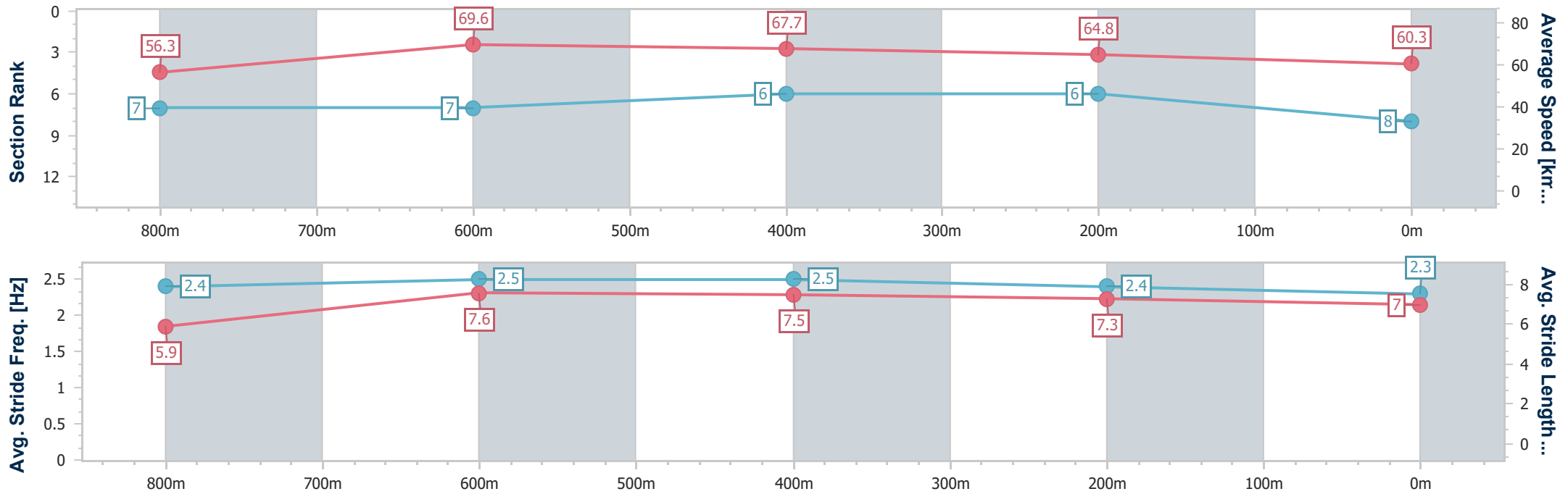
Townsville QLD Professional
 Race 9: 102.3 TRIPLE M RATINGS BAND 0 - 55 Handicap - 1000m



13 December 2024 - 16:10

Track Rating: Soft 5, Weather: Overcast, Rail Position: True

Section	Overall	800m	600m	400m	200m
Section Times	0:57.29 [8] (0:12.80)	0:44.49 [7] (0:10.42)	0:34.07 [7] (0:10.86)	0:23.21 [6] (0:11.27)	0:11.94 [6] (0:11.94)
Average Speed [km/h]	56.3	69.6	67.7	64.8	60.3
Top Speed [km/h]	71.0	71.3	70.2	65.9	64.2
Avg. Dist. to Rail [m]	6.1	2.0	4.4	8.8	9.5
Avg. Stride Freq. [Hz]	2.4	2.5	2.5	2.4	2.3
Avg. Stride Length [m]	5.9	7.6	7.5	7.3	7.0



- [] Ranking at each section and finish
- .-.- No data available at this section
- NA No data available



Horse/Jockey Name	The Wallet
Final Rank	9
Fastest Section Time (Section)	0:10.43 (800m)
Top Speed [km/h] (Section)	71.3 (Overall)
Race State	Finished



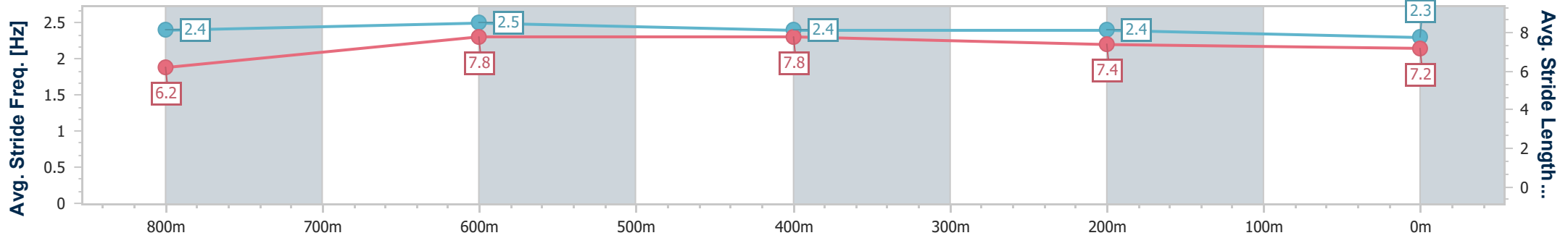
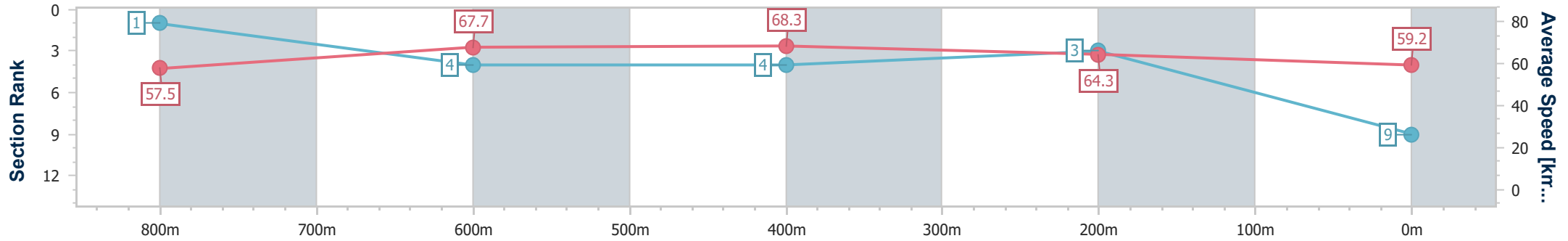
Townsville QLD Professional
 Race 9: 102.3 TRIPLE M RATINGS BAND 0 - 55 Handicap - 1000m



13 December 2024 - 16:10

Track Rating: Soft 5, Weather: Overcast, Rail Position: True

Section	Overall	800m	600m	400m	200m
Section Times	0:57.35 [9] (0:12.52)	0:44.83 [1] (0:10.43)	0:34.40 [4] (0:10.90)	0:23.50 [4] (0:11.34)	0:12.16 [3] (0:12.16)
Average Speed [km/h]	57.5	67.7	68.3	64.3	59.2
Top Speed [km/h]	71.3	68.4	70.5	65.5	62.3
Avg. Dist. to Rail [m]	12.7	9.1	6.9	4.5	2.8
Avg. Stride Freq. [Hz]	2.4	2.5	2.4	2.4	2.3
Avg. Stride Length [m]	6.2	7.8	7.8	7.4	7.2



- [] Ranking at each section and finish
- .-.- No data available at this section
- NA No data available



Horse/Jockey Name	Sassy Diva
Final Rank	10
Fastest Section Time (Section)	0:10.45 (800m)
Top Speed [km/h] (Section)	72.0 (Overall)
Race State	Finished



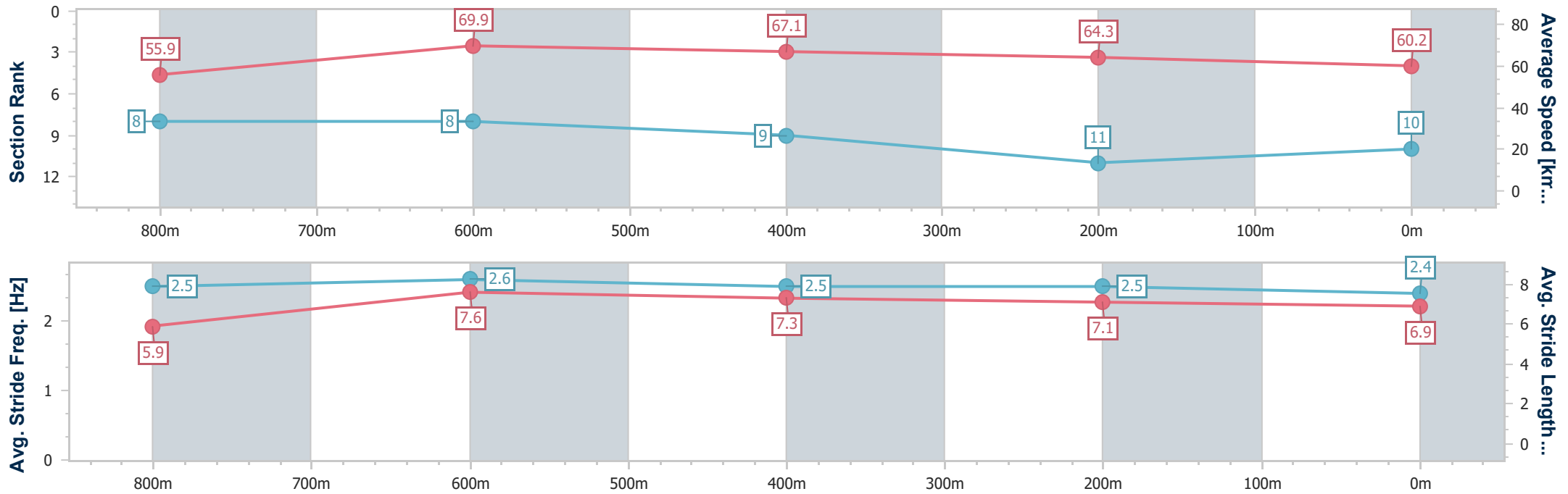
Townsville QLD Professional
Race 9: 102.3 TRIPLE M RATINGS BAND 0 - 55 Handicap - 1000m



13 December 2024 - 16:10

Track Rating: Soft 5, Weather: Overcast, Rail Position: True

Section	Overall	800m	600m	400m	200m
Section Times	0:57.54 [10] (0:12.91)	0:44.63 [8] (0:10.45)	0:34.18 [8] (0:10.93)	0:23.25 [9] (0:11.29)	0:11.96 [11] (0:11.96)
Average Speed [km/h]	55.9	69.9	67.1	64.3	60.2
Top Speed [km/h]	72.0	72.0	69.5	65.8	63.9
Avg. Dist. to Rail [m]	12.3	4.3	3.8	6.0	8.9
Avg. Stride Freq. [Hz]	2.5	2.6	2.5	2.5	2.4
Avg. Stride Length [m]	5.9	7.6	7.3	7.1	6.9



- [] Ranking at each section and finish
- .-.- No data available at this section
- NA No data available



Horse/Jockey Name	Allanon
Final Rank	11
Fastest Section Time (Section)	0:10.50 (800m)
Top Speed [km/h] (Section)	72.0 (800m)
Race State	Finished



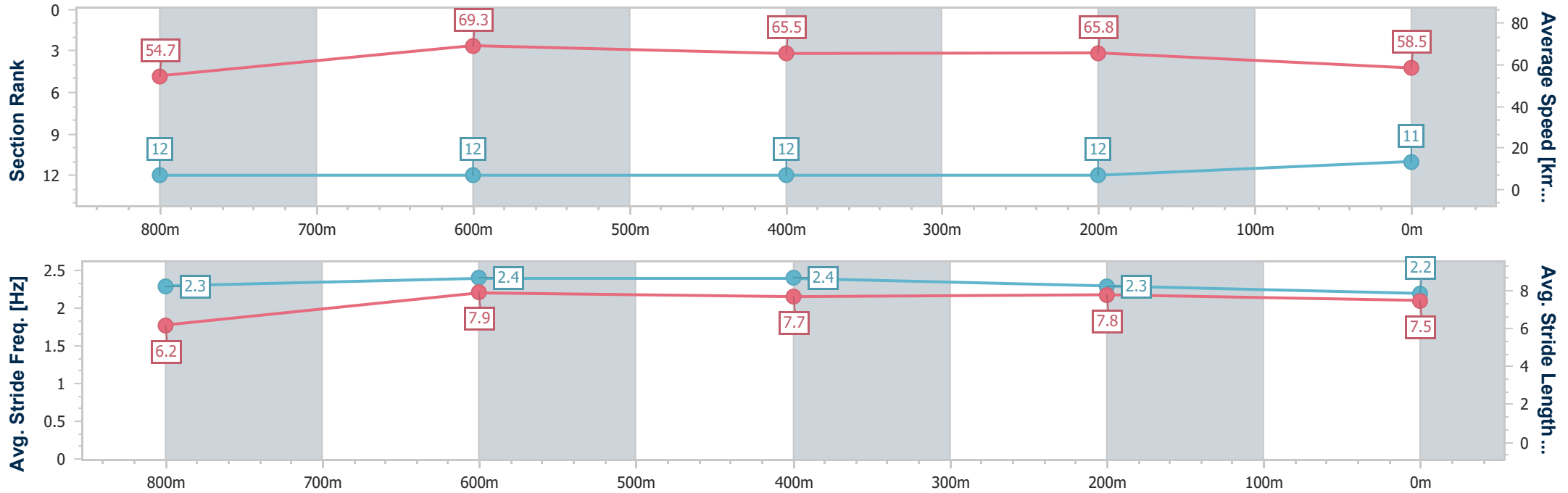
Townsville QLD Professional
Race 9: 102.3 TRIPLE M RATINGS BAND 0 - 55 Handicap - 1000m



13 December 2024 - 16:10

Track Rating: Soft 5, Weather: Overcast, Rail Position: True

Section	Overall	800m	600m	400m	200m
Section Times	0:58.03 [11] (0:13.16)	0:44.87 [12] (0:10.50)	0:34.37 [12] (0:11.09)	0:23.28 [12] (0:10.98)	0:12.30 [12] (0:12.30)
Average Speed [km/h]	54.7	69.3	65.5	65.8	58.5
Top Speed [km/h]	71.2	72.0	67.5	67.4	63.8
Avg. Dist. to Rail [m]	5.1	2.5	1.9	2.1	3.1
Avg. Stride Freq. [Hz]	2.3	2.4	2.4	2.3	2.2
Avg. Stride Length [m]	6.2	7.9	7.7	7.8	7.5



- [] Ranking at each section and finish
- .-.- No data available at this section
- NA No data available



Horse/Jockey Name	Exsensible
Final Rank	12
Fastest Section Time (Section)	0:10.26 (800m)
Top Speed [km/h] (Section)	72.4 (Overall)
Race State	Finished



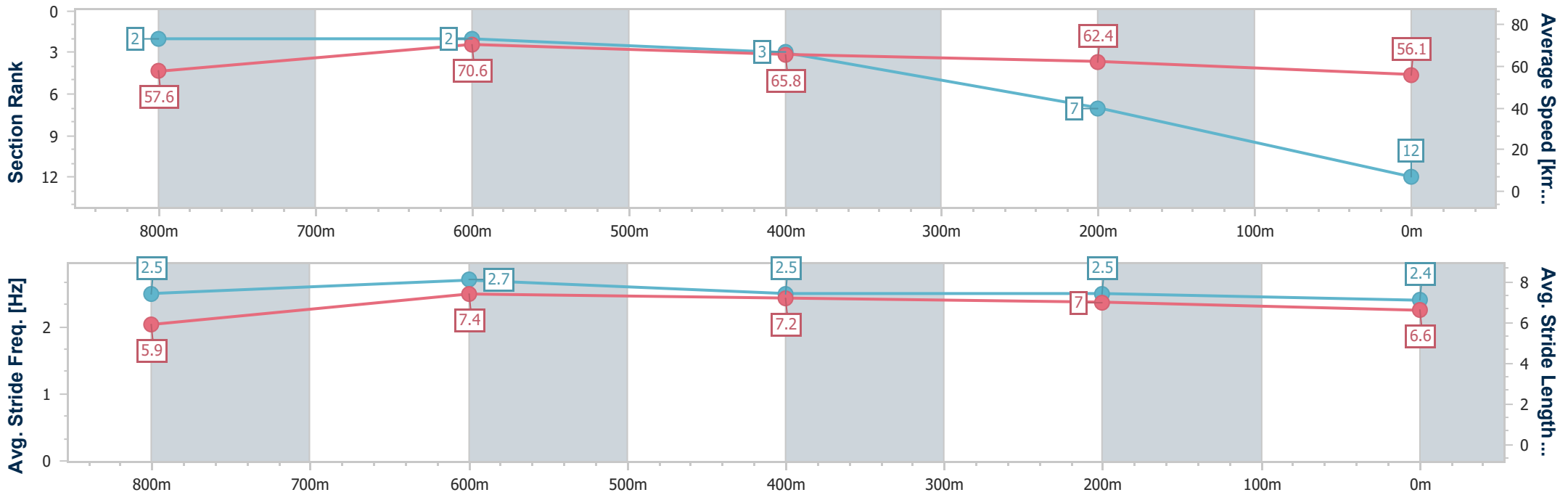
Townsville QLD Professional
Race 9: 102.3 TRIPLE M RATINGS BAND 0 - 55 Handicap - 1000m



13 December 2024 - 16:10

Track Rating: Soft 5, Weather: Overcast, Rail Position: True

Section	Overall	800m	600m	400m	200m
Section Times	0:58.23 [12] (0:12.52)	0:45.71 [2] (0:10.26)	0:35.45 [2] (0:11.04)	0:24.41 [3] (0:11.57)	0:12.84 [7] (0:12.84)
Average Speed [km/h]	57.6	70.6	65.8	62.4	56.1
Top Speed [km/h]	72.4	72.0	68.0	64.5	60.2
Avg. Dist. to Rail [m]	8.5	2.2	1.8	1.1	1.4
Avg. Stride Freq. [Hz]	2.5	2.7	2.5	2.5	2.4
Avg. Stride Length [m]	5.9	7.4	7.2	7.0	6.6



- [] Ranking at each section and finish
- .-.- No data available at this section
- NA No data available



Townsville QLD Professional

Race 10: BUSH TO BEACH REAL ESTATE BENCHMARK 60 Handicap - 1400m

13 December 2024 - 16:48



Track Rating: Soft 5, Weather: Overcast, Rail Position: True

Section		Overall	1200m	1000m	800m	600m	400m	Last 600m				
Field Times		1:21.28 (0:13.29)	1:07.99 (0:10.49)	0:57.50 (0:10.87)	0:46.63 (0:11.09)	0:35.54 (0:11.48)	0:24.06 (0:11.67)	0:35.54				
Rank	TAB Horse/Jockey	Barrier	Top Speed [km/h]	Fastest Section							Distance Travelled [m]	
1	7 TAMBO'S JUSTICE Ryan Wiggins	6	68.9 1200m	0:10.56 1200m	1:21.28 [1] (0:13.29)	1:07.99 [1] (0:10.56)	0:57.43 [2] (0:11.10)	0:46.33 [2] (0:11.10)	0:35.23 [2] (0:11.33)	0:23.90 [2] (0:11.51)	0:35.23	
2	9 BARMERA Ashley Butler	7	71.4 1200m	0:10.43 1200m	1:21.50 [2] (0:13.35)	1:08.15 [3] (0:10.43)	0:57.72 [1] (0:10.87)	0:46.85 [1] (0:11.09)	0:35.76 [1] (0:11.48)	0:24.28 [1] (0:11.74)	0:35.76	-10
3	12 ZORAYDAH Isabella Teh	2	69.0 1200m	0:10.64 1200m	1:21.51 [3] (0:13.34)	1:08.17 [2] (0:10.64)	0:57.53 [3] (0:11.06)	0:46.47 [3] (0:11.08)	0:35.39 [3] (0:11.42)	0:23.97 [3] (0:11.71)	0:35.39	-10
4	3 MISSION HOUSE Scott Sheargold	8	67.0 1200m	0:10.82 1200m	1:21.55 [4] (0:13.54)	1:08.01 [6] (0:10.82)	0:57.19 [7] (0:11.14)	0:46.05 [7] (0:11.18)	0:34.87 [8] (0:11.29)	0:23.58 [6] (0:11.55)	0:34.87	-2
5	2 JOE'S GIGGLE Pietro Romeo	5	67.8 1200m	0:10.78 1200m	1:21.91 [5] (0:13.66)	1:08.25 [9] (0:10.78)	0:57.47 [8] (0:11.14)	0:46.33 [9] (0:11.24)	0:35.09 [10] (0:11.33)	0:23.76 [8] (0:11.54)	0:35.09	-2
6	13 MIDNIGHT BOOM Nathan Thomas	1	67.0 1200m	0:10.87 1200m	1:21.98 [6] (0:13.63)	1:08.35 [8] (0:10.87)	0:57.48 [9] (0:11.04)	0:46.44 [8] (0:11.09)	0:35.35 [6] (0:11.44)	0:23.91 [7] (0:11.67)	0:35.35	-5
7	8 SAVEE Graham Kliese	12	68.2 1200m	0:10.80 1200m	1:21.99 [7] (0:13.73)	1:08.26 [10] (0:10.80)	0:57.46 [10] (0:11.08)	0:46.38 [10] (0:11.20)	0:35.18 [9] (0:11.48)	0:23.70 [10] (0:11.57)	0:35.18	+4
8	5 KEFALONIA Nikki Olzard	3	68.5 1200m	0:10.70 1200m	1:22.04 [8] (0:13.57)	1:08.47 [7] (0:10.70)	0:57.77 [6] (0:11.03)	0:46.74 [5] (0:11.05)	0:35.69 [5] (0:11.38)	0:24.31 [5] (0:11.80)	0:35.69	-5
9	11 ENCROACHMENT Adrian Layt	10	67.8 1200m	0:10.79 1200m	1:22.17 [9] (0:13.40)	1:08.77 [4] (0:10.79)	0:57.98 [5] (0:11.16)	0:46.82 [6] (0:11.30)	0:35.52 [7] (0:11.51)	0:24.01 [9] (0:11.69)	0:35.52	+3
10	10 ELLEVES Chelsea Jokic	9	67.1 1200m	0:10.86 1200m	1:22.18 [10] (0:14.11)	1:08.07 [12] (0:10.86)	0:57.21 [12] (0:11.01)	0:46.20 [12] (0:11.18)	0:35.02 [11] (0:11.40)	0:23.62 [11] (0:11.42)	0:35.02	-3

Scratched: Super Fast (#6)

[] Ranking at each section and finish
 -:-:- No data available at this section
 NA No data available

SCN Saddle cloth number
 DNF Did not finish
 DNT Did not track



Townsville QLD Professional
Race 10: BUSH TO BEACH REAL ESTATE BENCHMARK 60 Handicap - 1400m
13 December 2024 - 16:48



Track Rating: Soft 5, Weather: Overcast, Rail Position: True

Section	Overall	1200m	1000m	800m	600m	400m	Last 600m
Field Times	1:21.28 (0:13.29)	1:07.99 (0:10.49)	0:57.50 (0:10.87)	0:46.63 (0:11.09)	0:35.54 (0:11.48)	0:24.06 (0:11.67)	0:35.54

Rank	TAB	Horse/Jockey	Barrier	Top Speed [km/h]	Fastest Section	Overall	1200m	1000m	800m	600m	400m	Last 600m	Distance Travelled [m]
11	1	YOU ARE KING Nathan Day	4	68.3 1200m	0:10.73 1200m	1:22.89 [11] (0:13.41)	1:09.48 [5] (0:10.73)	0:58.75 [4] (0:11.04)	0:47.71 [4] (0:11.02)	0:36.69 [4] (0:11.40)	0:25.29 [4] (0:11.95)	0:36.69	-1
12	4	ALL THE SHOPS Warwick Satherley	11	68.6 1200m	0:10.76 1200m	1:23.62 [12] (0:13.85)	1:09.77 [11] (0:10.76)	0:59.01 [11] (0:11.35)	0:47.66 [11] (0:11.38)	0:36.28 [12] (0:12.21)	0:24.07 [12] (0:12.00)	0:36.28	+7

Scratched: Super Fast (#6)

[] Ranking at each section and finish
 -:-:-:- No data available at this section
 NA No data available

SCN Saddle cloth number
 DNF Did not finish
 DNT Did not track



Townsville QLD Professional

Race 10: BUSH TO BEACH REAL ESTATE BENCHMARK 60 Handicap - 1400m

13 December 2024 - 16:48



Track Rating: Soft 5, Weather: Overcast, Rail Position: True

Section							200m			Last 600m
Field Times							0:12.39			0:35.54
							(0:12.39)			
Rank	TAB	Horse/Jockey	Barrier	Top Speed [km/h]	Fastest Section	Margin				Distance Travelled [m]
1	7	TAMBO'S JUSTICE	6	68.9	0:10.56	0:12.39 [1]	1:21.28			0:35.23
		Ryan Wiggins		1200m	1200m	(0:12.39)				
2	9	BARMERA	7	71.4	0:10.43	0:12.54 [2]	1.32L			0:35.76 -10
		Ashley Butler		1200m	1200m	(0:12.54)				
3	12	ZORAYDAH	2	69.0	0:10.64	0:12.26 [3]	1.35L			0:35.39 -10
		Isabella Teh		1200m	1200m	(0:12.26)				
4	3	MISSION HOUSE	8	67.0	0:10.82	0:12.03 [4]	1.56L			0:34.87 -2
		Scott Sheargold		1200m	1200m	(0:12.03)				
5	2	JOE'S GIGGLE	5	67.8	0:10.78	0:12.22 [7]	3.73L			0:35.09 -2
		Pietro Romeo		1200m	1200m	(0:12.22)				
6	13	MIDNIGHT BOOM	1	67.0	0:10.87	0:12.24 [8]	4.11L			0:35.35 -5
		Nathan Thomas		1200m	1200m	(0:12.24)				
7	8	SAVEE	12	68.2	0:10.80	0:12.13 [10]	4.2L			0:35.18 +4
		Graham Kliese		1200m	1200m	(0:12.13)				
8	5	KEFALONIA	3	68.5	0:10.70	0:12.51 [5]	4.44L			0:35.69 -5
		Nikki Olzard		1200m	1200m	(0:12.51)				
9	11	ENCROACHMENT	10	67.8	0:10.79	0:12.32 [9]	5.22L			0:35.52 +3
		Adrian Layt		1200m	1200m	(0:12.32)				
10	10	ELLEVES	9	67.1	0:10.86	0:12.20 [11]	5.3L			0:35.02 -3
		Chelsea Jokic		1200m	1200m	(0:12.20)				

Scratched: Super Fast (#6)

[] Ranking at each section and finish
 -:-:- No data available at this section
 NA No data available

SCN Saddle cloth number
 DNF Did not finish
 DNT Did not track



Townsville QLD Professional
Race 10: BUSH TO BEACH REAL ESTATE BENCHMARK 60 Handicap - 1400m
13 December 2024 - 16:48



Track Rating: Soft 5, Weather: Overcast, Rail Position: True

Section				200m				Last 600m		
Field Times				0:12.39 (0:12.39)				0:35.54		
Rank	TAB	Horse/Jockey	Barrier	Top Speed [km/h]	Fastest Section	Margin			Distance Travelled [m]	
11	1	YOU ARE KING	4	68.3	0:10.73	0:13.34 [6]	9.46L		0:36.69	-1
		Nathan Day		1200m	1200m	(0:13.34)				
12	4	ALL THE SHOPS	11	68.6	0:10.76	0:12.07 [12]	13.77L		0:36.28	+7
		Warwick Satherley		1200m	1200m	(0:12.07)				

Scratched: Super Fast (#6)

[] Ranking at each section and finish
 -:-:- No data available at this section
 NA No data available

SCN Saddle cloth number
 DNF Did not finish
 DNT Did not track



Horse/Jockey Name	Tambo's Justice
Final Rank	1
Fastest Section Time (Section)	0:10.56 (1200m)
Top Speed [km/h] (Section)	68.9 (1200m)
Race State	Finished



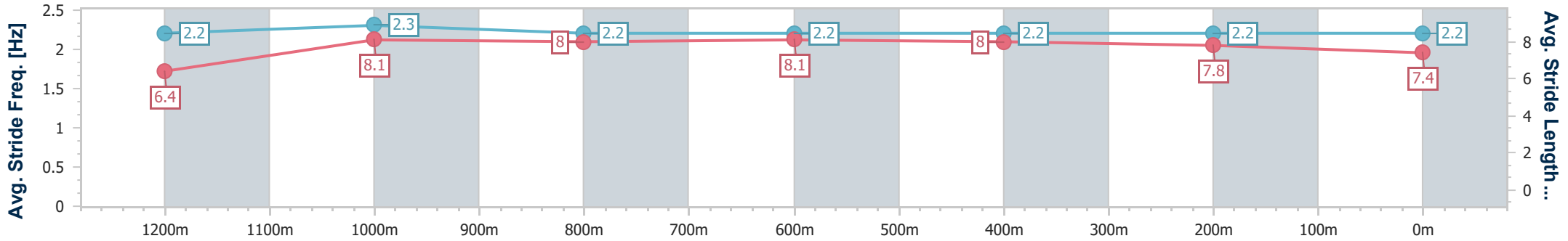
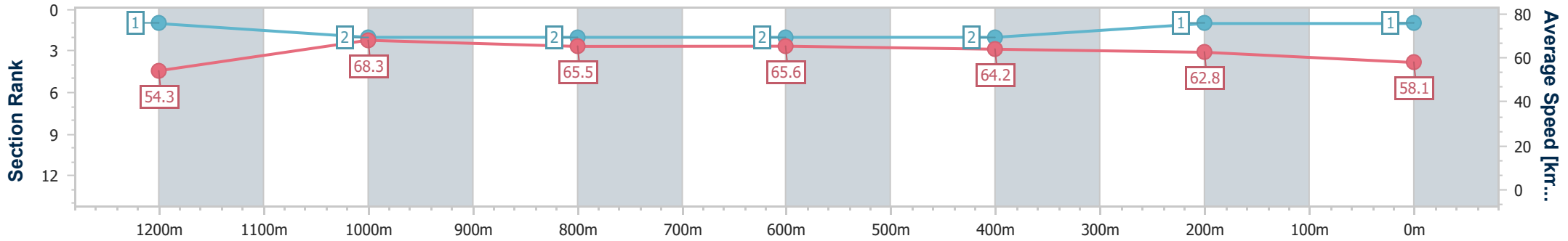
Townsville QLD Professional
Race 10: BUSH TO BEACH REAL ESTATE BENCHMARK 60
Handicap - 1400m

13 December 2024 - 16:48

Track Rating: Soft 5, Weather: Overcast, Rail Position: True



Section	Overall	1200m	1000m	800m	600m	400m	200m
Section Times	1:21.28 [1] (0:13.29)	1:07.99 [1] (0:10.56)	0:57.43 [2] (0:11.10)	0:46.33 [2] (0:11.10)	0:35.23 [2] (0:11.33)	0:23.90 [2] (0:11.51)	0:12.39 [1] (0:12.39)
Average Speed [km/h]	54.3	68.3	65.5	65.6	64.2	62.8	58.1
Top Speed [km/h]	68.1	68.9	67.5	66.6	65.5	64.0	61.0
Avg. Dist. to Rail [m]	8.5	3.6	2.5	2.2	2.4	2.0	1.7
Avg. Stride Freq. [Hz]	2.2	2.3	2.2	2.2	2.2	2.2	2.2
Avg. Stride Length [m]	6.4	8.1	8.0	8.1	8.0	7.8	7.4



- [] Ranking at each section and finish
- .-.- No data available at this section
- NA No data available



Horse/Jockey Name	Barmera
Final Rank	2
Fastest Section Time (Section)	0:10.43 (1200m)
Top Speed [km/h] (Section)	71.4 (1200m)
Race State	Finished



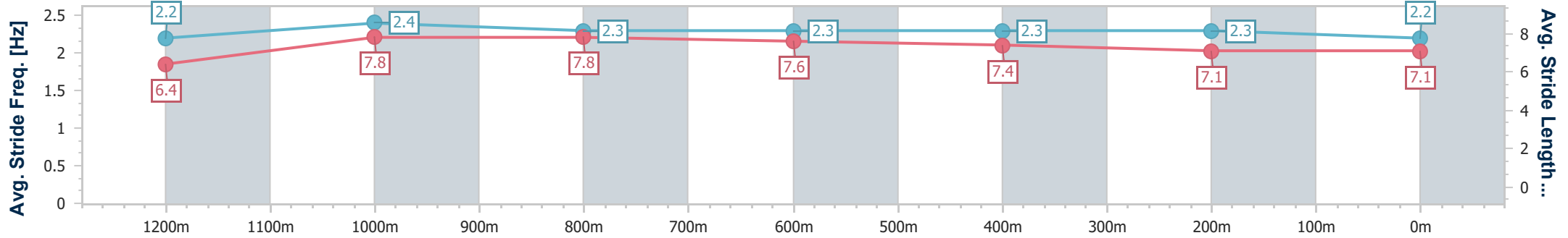
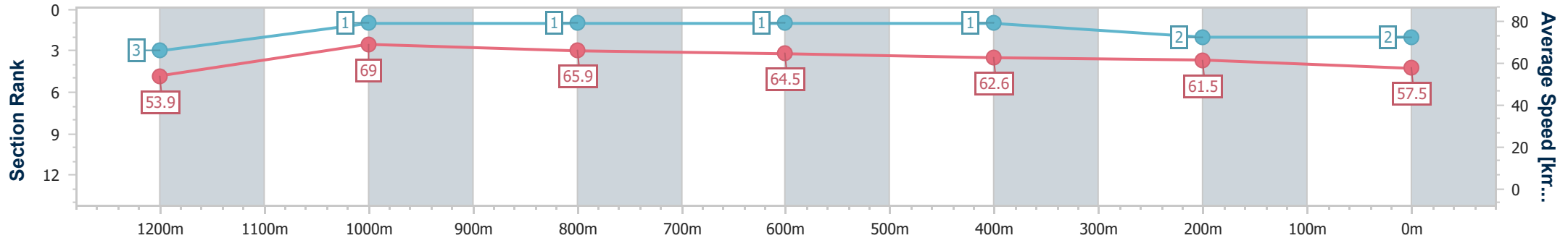
Townsville QLD Professional
Race 10: BUSH TO BEACH REAL ESTATE BENCHMARK 60
Handicap - 1400m

13 December 2024 - 16:48

Track Rating: Soft 5, Weather: Overcast, Rail Position: True



Section	Overall	1200m	1000m	800m	600m	400m	200m
Section Times	1:21.50 [2] (0:13.35)	1:08.15 [3] (0:10.43)	0:57.72 [1] (0:10.87)	0:46.85 [1] (0:11.09)	0:35.76 [1] (0:11.48)	0:24.28 [1] (0:11.74)	0:12.54 [2] (0:12.54)
Average Speed [km/h]	53.9	69.0	65.9	64.5	62.6	61.5	57.5
Top Speed [km/h]	67.8	71.4	66.5	66.1	63.5	62.3	59.9
Avg. Dist. to Rail [m]	9.5	3.6	1.2	1.5	0.3	1.6	2.2
Avg. Stride Freq. [Hz]	2.2	2.4	2.3	2.3	2.3	2.3	2.2
Avg. Stride Length [m]	6.4	7.8	7.8	7.6	7.4	7.1	7.1



- [] Ranking at each section and finish
- .-.- No data available at this section
- NA No data available



Horse/Jockey Name	Zoraydah
Final Rank	3
Fastest Section Time (Section)	0:10.64 (1200m)
Top Speed [km/h] (Section)	69.0 (1200m)
Race State	Finished



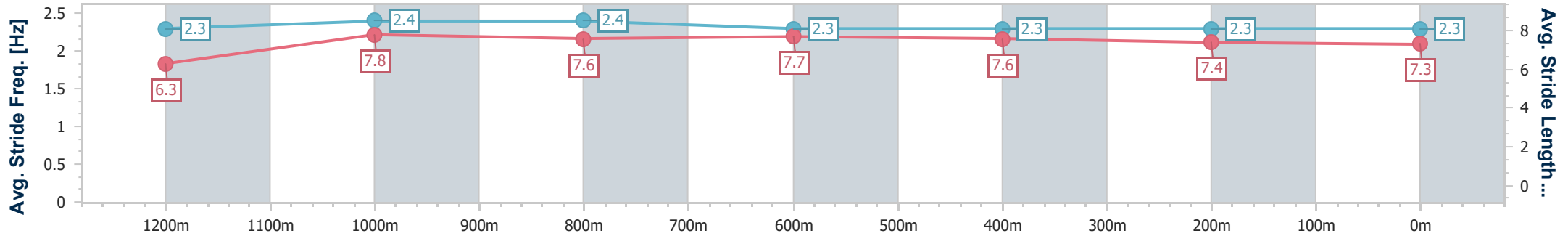
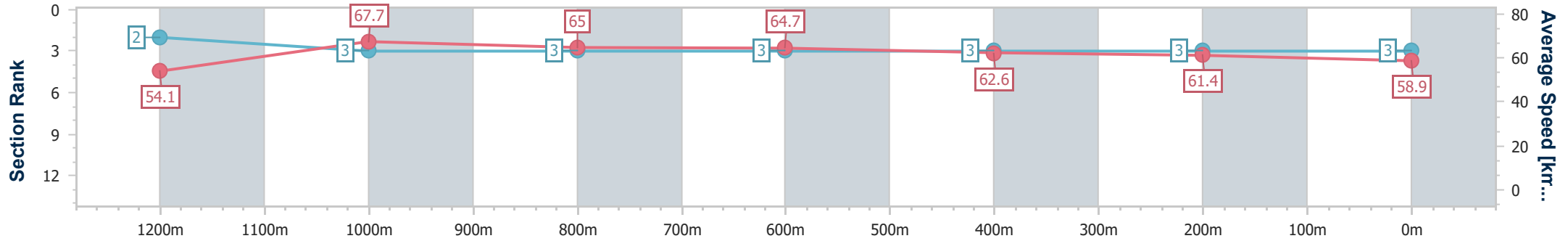
Townsville QLD Professional
Race 10: BUSH TO BEACH REAL ESTATE BENCHMARK 60
Handicap - 1400m

13 December 2024 - 16:48

Track Rating: Soft 5, Weather: Overcast, Rail Position: True



Section	Overall	1200m	1000m	800m	600m	400m	200m
Section Times	1:21.51 [3] (0:13.34)	1:08.17 [2] (0:10.64)	0:57.53 [3] (0:11.06)	0:46.47 [3] (0:11.08)	0:35.39 [3] (0:11.42)	0:23.97 [3] (0:11.71)	0:12.26 [3] (0:12.26)
Average Speed [km/h]	54.1	67.7	65.0	64.7	62.6	61.4	58.9
Top Speed [km/h]	66.9	69.0	66.5	66.6	64.0	62.2	61.1
Avg. Dist. to Rail [m]	3.9	0.3	0.4	0.9	0.9	0.8	2.1
Avg. Stride Freq. [Hz]	2.3	2.4	2.4	2.3	2.3	2.3	2.3
Avg. Stride Length [m]	6.3	7.8	7.6	7.7	7.6	7.4	7.3



- [] Ranking at each section and finish
- .-.- No data available at this section
- NA No data available



Horse/Jockey Name	Mission House
Final Rank	4
Fastest Section Time (Section)	0:10.82 (1200m)
Top Speed [km/h] (Section)	67.0 (1200m)
Race State	Finished



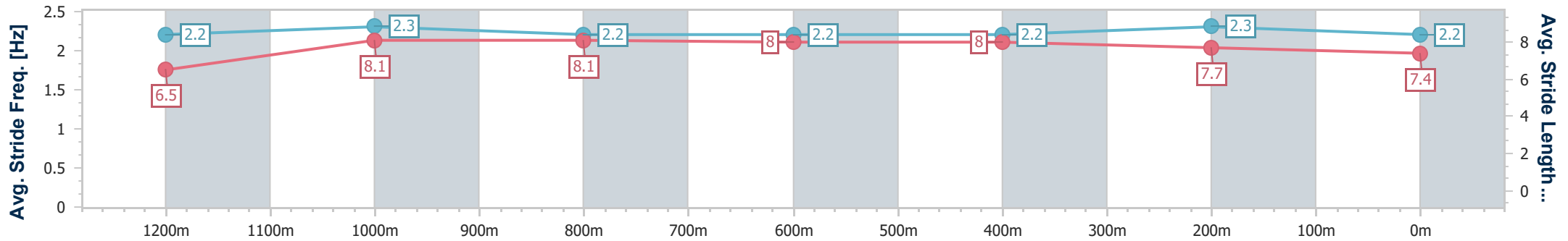
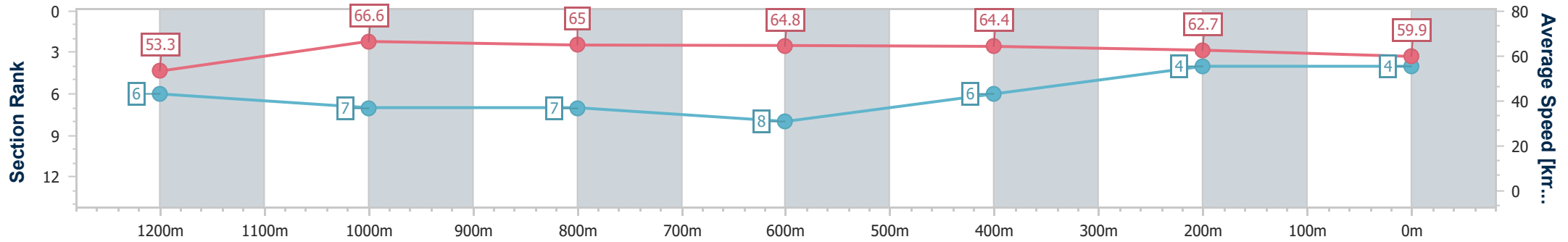
Townsville QLD Professional
Race 10: BUSH TO BEACH REAL ESTATE BENCHMARK 60
Handicap - 1400m

13 December 2024 - 16:48

Track Rating: Soft 5, Weather: Overcast, Rail Position: True



Section	Overall	1200m	1000m	800m	600m	400m	200m
Section Times	1:21.55 [4] (0:13.54)	1:08.01 [6] (0:10.82)	0:57.19 [7] (0:11.14)	0:46.05 [7] (0:11.18)	0:34.87 [8] (0:11.29)	0:23.58 [6] (0:11.55)	0:12.03 [4] (0:12.03)
Average Speed [km/h]	53.3	66.6	65.0	64.8	64.4	62.7	59.9
Top Speed [km/h]	66.6	67.0	66.3	66.0	65.3	64.0	61.4
Avg. Dist. to Rail [m]	9.9	2.0	1.2	1.4	2.1	4.2	5.0
Avg. Stride Freq. [Hz]	2.2	2.3	2.2	2.2	2.2	2.3	2.2
Avg. Stride Length [m]	6.5	8.1	8.1	8.0	8.0	7.7	7.4



- [] Ranking at each section and finish
- .-.- No data available at this section
- NA No data available



Horse/Jockey Name	Joe's Giggle
Final Rank	5
Fastest Section Time (Section)	0:10.78 (1200m)
Top Speed [km/h] (Section)	67.8 (1200m)
Race State	Finished



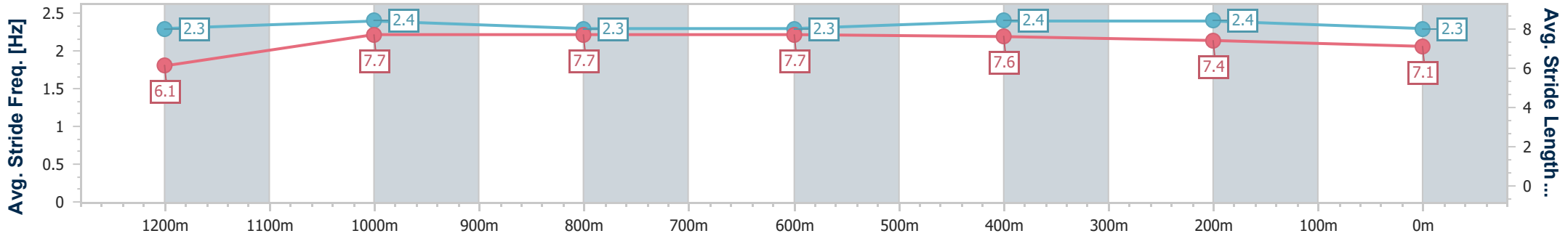
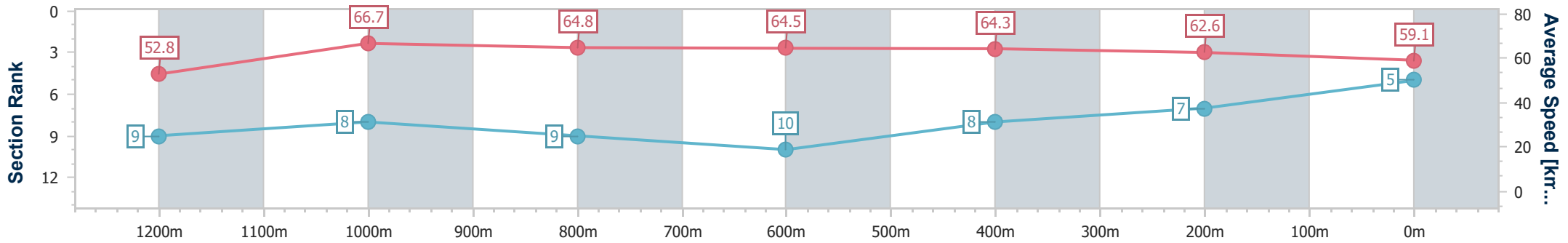
Townsville QLD Professional
Race 10: BUSH TO BEACH REAL ESTATE BENCHMARK 60
Handicap - 1400m

13 December 2024 - 16:48

Track Rating: Soft 5, Weather: Overcast, Rail Position: True



Section	Overall	1200m	1000m	800m	600m	400m	200m
Section Times	1:21.91 [5] (0:13.66)	1:08.25 [9] (0:10.78)	0:57.47 [8] (0:11.14)	0:46.33 [9] (0:11.24)	0:35.09 [10] (0:11.33)	0:23.76 [8] (0:11.54)	0:12.22 [7] (0:12.22)
Average Speed [km/h]	52.8	66.7	64.8	64.5	64.3	62.6	59.1
Top Speed [km/h]	66.0	67.8	66.6	65.6	65.9	64.7	61.8
Avg. Dist. to Rail [m]	6.3	0.6	1.0	1.5	2.4	4.1	6.1
Avg. Stride Freq. [Hz]	2.3	2.4	2.3	2.3	2.4	2.4	2.3
Avg. Stride Length [m]	6.1	7.7	7.7	7.7	7.6	7.4	7.1



- [] Ranking at each section and finish
- .-.- No data available at this section
- NA No data available



Horse/Jockey Name	Midnight Boom
Final Rank	6
Fastest Section Time (Section)	0:10.87 (1200m)
Top Speed [km/h] (Section)	67.0 (1200m)
Race State	Finished



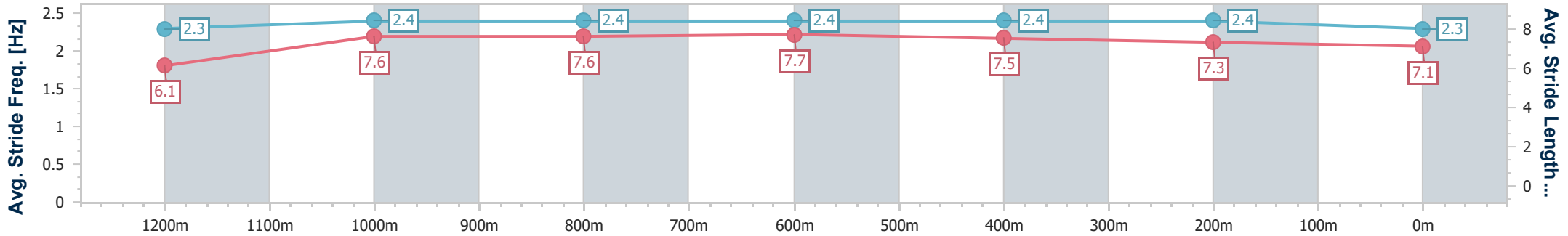
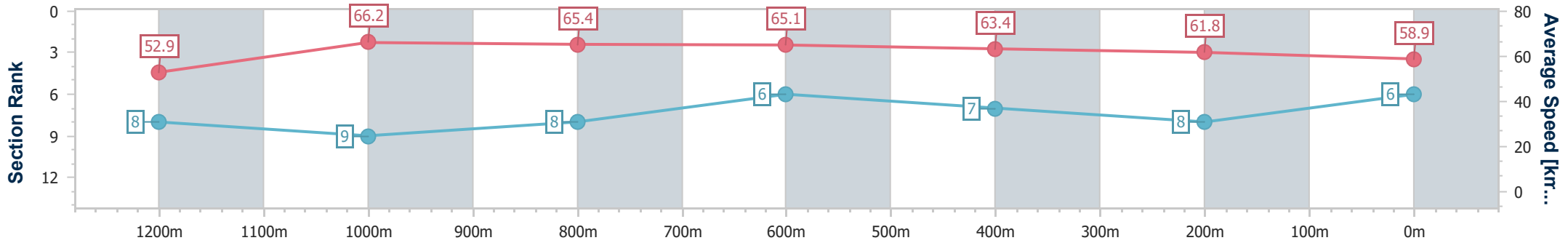
Townsville QLD Professional
Race 10: BUSH TO BEACH REAL ESTATE BENCHMARK 60
Handicap - 1400m

13 December 2024 - 16:48

Track Rating: Soft 5, Weather: Overcast, Rail Position: True



Section	Overall	1200m	1000m	800m	600m	400m	200m
Section Times	1:21.98 [6] (0:13.63)	1:08.35 [8] (0:10.87)	0:57.48 [9] (0:11.04)	0:46.44 [8] (0:11.09)	0:35.35 [6] (0:11.44)	0:23.91 [7] (0:11.67)	0:12.24 [8] (0:12.24)
Average Speed [km/h]	52.9	66.2	65.4	65.1	63.4	61.8	58.9
Top Speed [km/h]	66.2	67.0	66.8	65.8	65.2	62.6	61.3
Avg. Dist. to Rail [m]	3.3	0.2	0.8	0.5	1.2	1.6	2.0
Avg. Stride Freq. [Hz]	2.3	2.4	2.4	2.4	2.4	2.4	2.3
Avg. Stride Length [m]	6.1	7.6	7.6	7.7	7.5	7.3	7.1



- [] Ranking at each section and finish
- .-.- No data available at this section
- NA No data available



Horse/Jockey Name	Savee
Final Rank	7
Fastest Section Time (Section)	0:10.80 (1200m)
Top Speed [km/h] (Section)	68.2 (1200m)
Race State	Finished



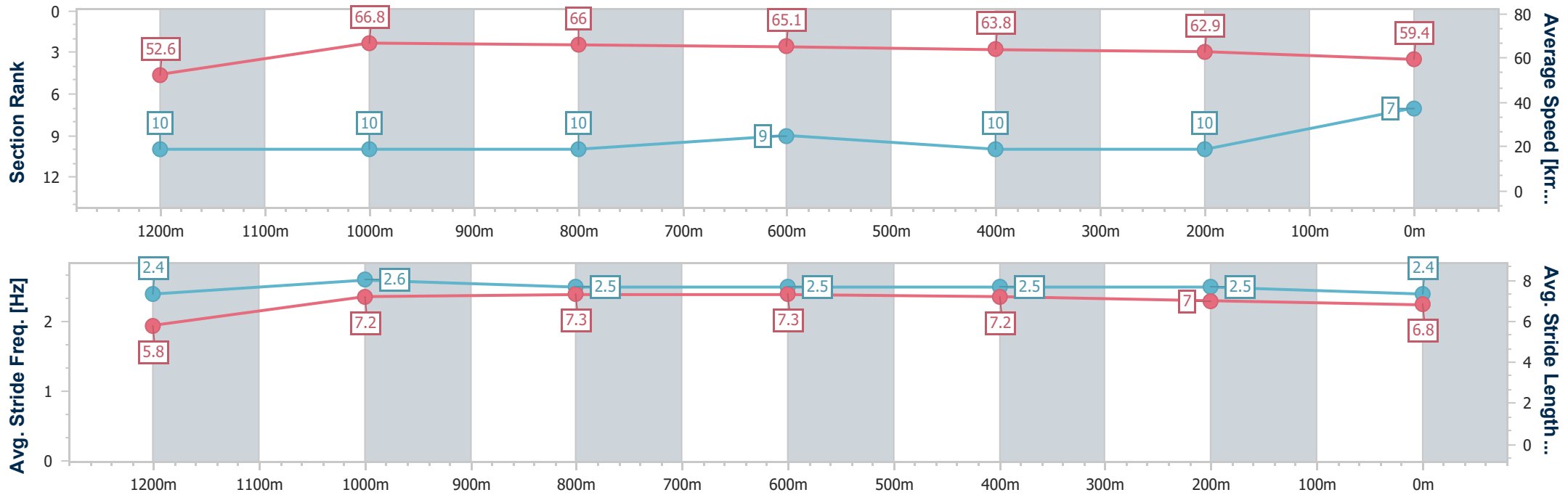
Townsville QLD Professional
Race 10: BUSH TO BEACH REAL ESTATE BENCHMARK 60
Handicap - 1400m



13 December 2024 - 16:48

Track Rating: Soft 5, Weather: Overcast, Rail Position: True

Section	Overall	1200m	1000m	800m	600m	400m	200m
Section Times	1:21.99 [7] (0:13.73)	1:08.26 [10] (0:10.80)	0:57.46 [10] (0:11.08)	0:46.38 [10] (0:11.20)	0:35.18 [9] (0:11.48)	0:23.70 [10] (0:11.57)	0:12.13 [10] (0:12.13)
Average Speed [km/h]	52.6	66.8	66.0	65.1	63.8	62.9	59.4
Top Speed [km/h]	65.6	68.2	67.4	66.3	65.1	63.9	62.2
Avg. Dist. to Rail [m]	13.4	3.6	3.1	2.7	3.6	6.6	7.6
Avg. Stride Freq. [Hz]	2.4	2.6	2.5	2.5	2.5	2.5	2.4
Avg. Stride Length [m]	5.8	7.2	7.3	7.3	7.2	7.0	6.8





Horse/Jockey Name	Kefalonia
Final Rank	8
Fastest Section Time (Section)	0:10.70 (1200m)
Top Speed [km/h] (Section)	68.5 (1200m)
Race State	Finished



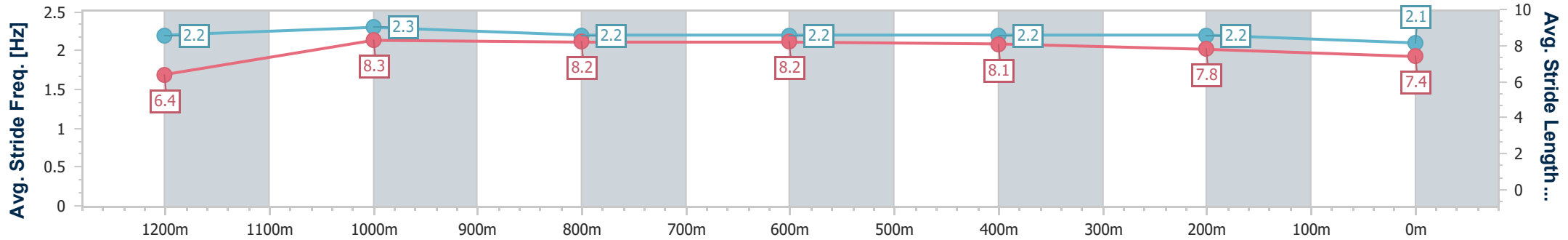
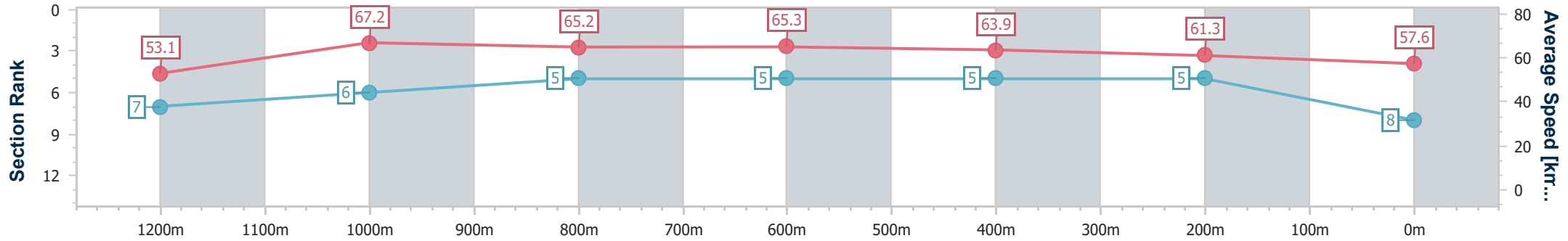
Townsville QLD Professional
Race 10: BUSH TO BEACH REAL ESTATE BENCHMARK 60
Handicap - 1400m

13 December 2024 - 16:48

Track Rating: Soft 5, Weather: Overcast, Rail Position: True



Section	Overall	1200m	1000m	800m	600m	400m	200m
Section Times	1:22.04 [8] (0:13.57)	1:08.47 [7] (0:10.70)	0:57.77 [6] (0:11.03)	0:46.74 [5] (0:11.05)	0:35.69 [5] (0:11.38)	0:24.31 [5] (0:11.80)	0:12.51 [5] (0:12.51)
Average Speed [km/h]	53.1	67.2	65.2	65.3	63.9	61.3	57.6
Top Speed [km/h]	68.4	68.5	67.2	66.1	65.2	62.4	59.5
Avg. Dist. to Rail [m]	4.8	0.4	0.6	0.5	2.2	3.1	3.8
Avg. Stride Freq. [Hz]	2.2	2.3	2.2	2.2	2.2	2.2	2.1
Avg. Stride Length [m]	6.4	8.3	8.2	8.2	8.1	7.8	7.4



- [] Ranking at each section and finish
- .-.- No data available at this section
- NA No data available



Horse/Jockey Name	Encroachment
Final Rank	9
Fastest Section Time (Section)	0:10.79 (1200m)
Top Speed [km/h] (Section)	67.8 (1200m)
Race State	Finished



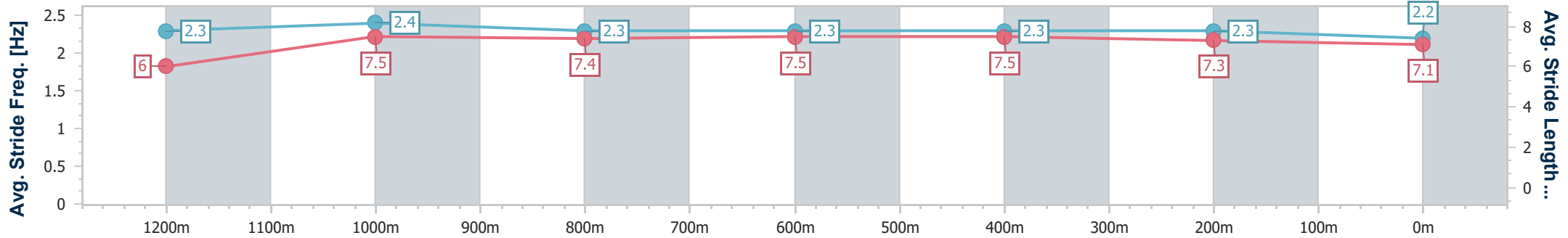
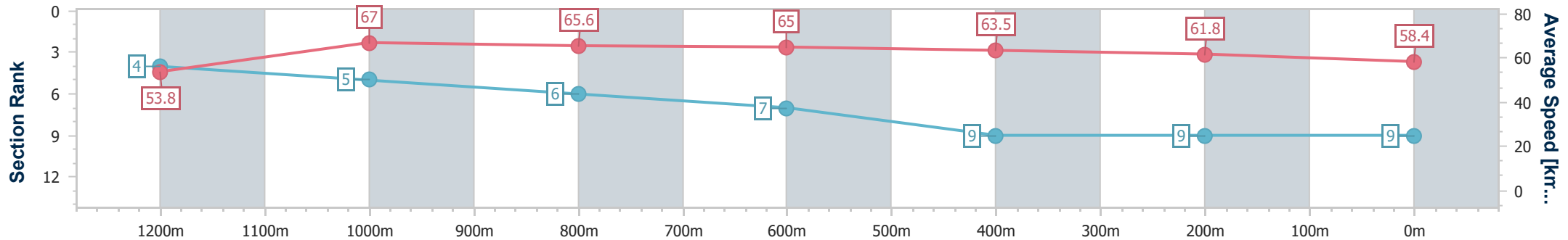
Townsville QLD Professional
Race 10: BUSH TO BEACH REAL ESTATE BENCHMARK 60
Handicap - 1400m

13 December 2024 - 16:48

Track Rating: Soft 5, Weather: Overcast, Rail Position: True



Section	Overall	1200m	1000m	800m	600m	400m	200m
Section Times	1:22.17 [9] (0:13.40)	1:08.77 [4] (0:10.79)	0:57.98 [5] (0:11.16)	0:46.82 [6] (0:11.30)	0:35.52 [7] (0:11.51)	0:24.01 [9] (0:11.69)	0:12.32 [9] (0:12.32)
Average Speed [km/h]	53.8	67.0	65.6	65.0	63.5	61.8	58.4
Top Speed [km/h]	67.0	67.8	66.5	65.8	64.5	62.9	60.4
Avg. Dist. to Rail [m]	12.6	4.6	3.7	3.6	3.0	2.8	4.7
Avg. Stride Freq. [Hz]	2.3	2.4	2.3	2.3	2.3	2.3	2.2
Avg. Stride Length [m]	6.0	7.5	7.4	7.5	7.5	7.3	7.1



- [] Ranking at each section and finish
- .-.- No data available at this section
- NA No data available



Horse/Jockey Name	Elleves
Final Rank	10
Fastest Section Time (Section)	0:10.86 (1200m)
Top Speed [km/h] (Section)	67.1 (1200m)
Race State	Finished



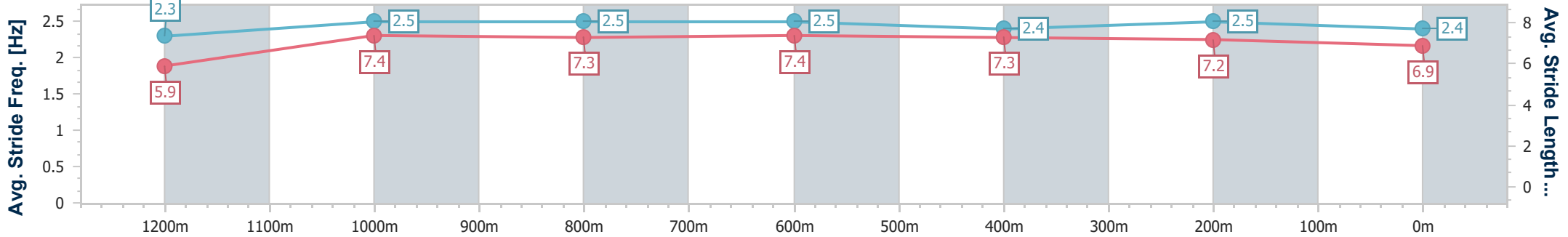
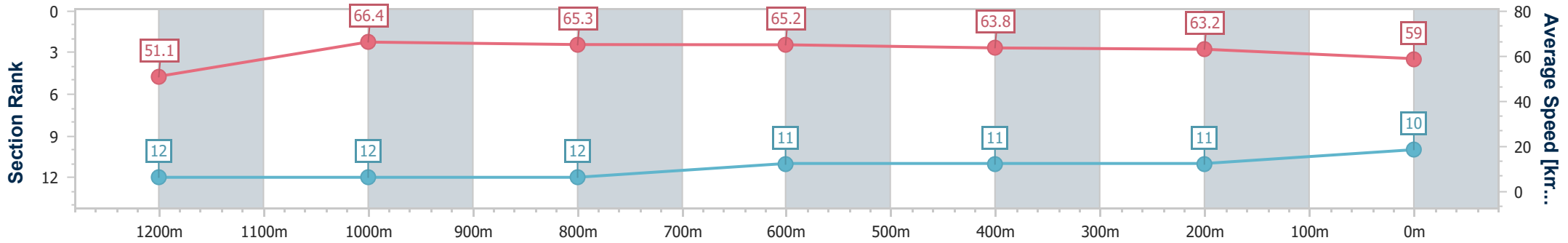
Townsville QLD Professional
Race 10: BUSH TO BEACH REAL ESTATE BENCHMARK 60
Handicap - 1400m

13 December 2024 - 16:48

Track Rating: Soft 5, Weather: Overcast, Rail Position: True



Section	Overall	1200m	1000m	800m	600m	400m	200m							
Section Times	1:22.18 [10] (0:14.11)	1:08.07 [12] (0:10.86)	0:57.21 [12] (0:11.01)	0:46.20 [12] (0:11.18)	0:35.02 [11] (0:11.40)	0:23.62 [11] (0:11.42)	0:12.20 [11] (0:12.20)							
Average Speed [km/h]	51.1	66.4	65.3	65.2	63.8	63.2	59.0							
Top Speed [km/h]	64.6	67.1	66.2	66.5	64.9	63.8	62.6							
Avg. Dist. to Rail [m]	9.4	1.5	0.5	2.2	1.9	2.7	3.3							
Avg. Stride Freq. [Hz]	2.3	2.5	2.5	2.5	2.4	2.5	2.4							
Avg. Stride Length [m]	5.9	7.4	7.3	7.4	7.3	7.2	6.9							



- [] Ranking at each section and finish
- .-.- No data available at this section
- NA No data available



Horse/Jockey Name	You Are King
Final Rank	11
Fastest Section Time (Section)	0:10.73 (1200m)
Top Speed [km/h] (Section)	68.3 (1200m)
Race State	Finished



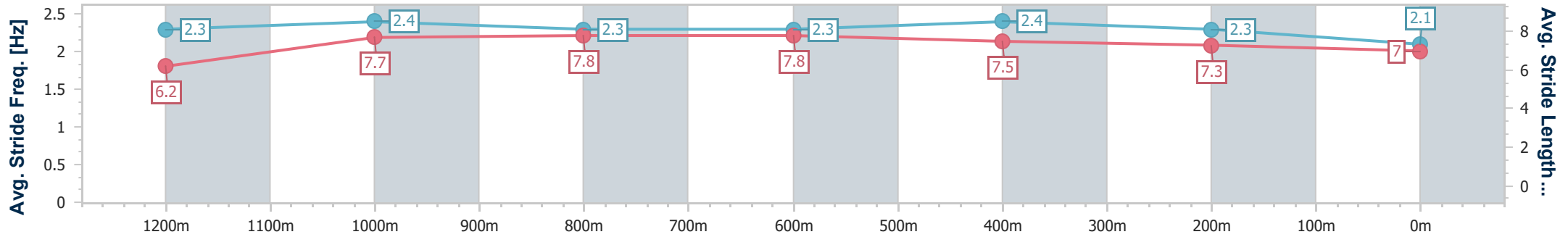
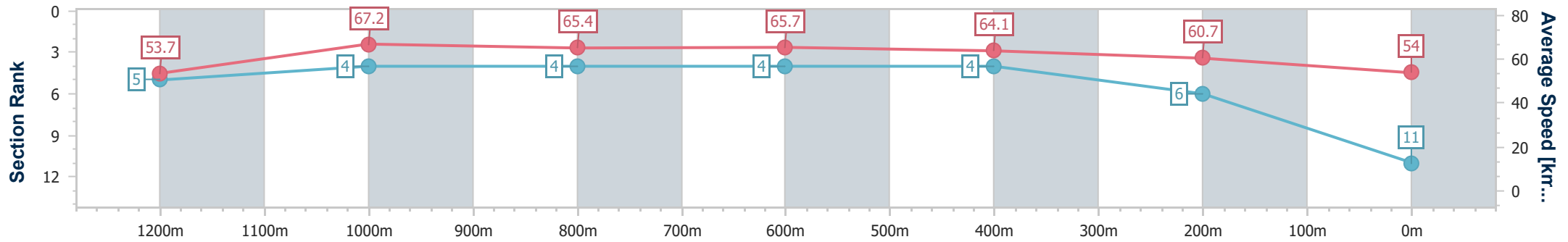
Townsville QLD Professional
Race 10: BUSH TO BEACH REAL ESTATE BENCHMARK 60
Handicap - 1400m

13 December 2024 - 16:48

Track Rating: Soft 5, Weather: Overcast, Rail Position: True



Section	Overall	1200m	1000m	800m	600m	400m	200m
Section Times	1:22.89 [11] (0:13.41)	1:09.48 [5] (0:10.73)	0:58.75 [4] (0:11.04)	0:47.71 [4] (0:11.02)	0:36.69 [4] (0:11.40)	0:25.29 [4] (0:11.95)	0:13.34 [6] (0:13.34)
Average Speed [km/h]	53.7	67.2	65.4	65.7	64.1	60.7	54.0
Top Speed [km/h]	66.7	68.3	66.9	66.2	66.4	63.0	58.2
Avg. Dist. to Rail [m]	5.8	0.8	0.9	1.1	3.2	5.0	5.8
Avg. Stride Freq. [Hz]	2.3	2.4	2.3	2.3	2.4	2.3	2.1
Avg. Stride Length [m]	6.2	7.7	7.8	7.8	7.5	7.3	7.0



- [] Ranking at each section and finish
- .-.- No data available at this section
- NA No data available



Horse/Jockey Name	All The Shops
Final Rank	12
Fastest Section Time (Section)	0:10.76 (1200m)
Top Speed [km/h] (Section)	68.6 (1200m)
Race State	Finished



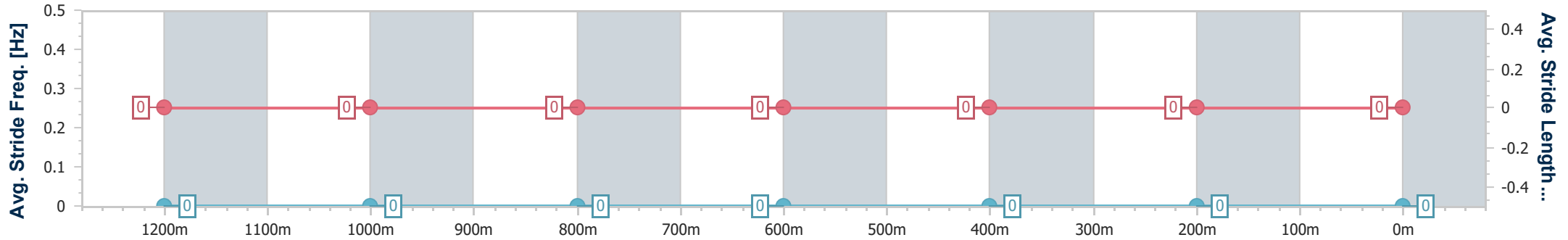
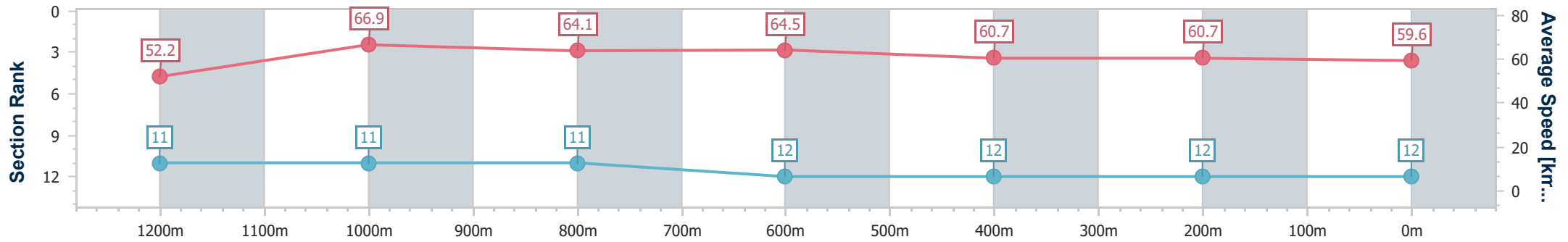
Townsville QLD Professional
Race 10: BUSH TO BEACH REAL ESTATE BENCHMARK 60
Handicap - 1400m

13 December 2024 - 16:48

Track Rating: Soft 5, Weather: Overcast, Rail Position: True



Section	Overall	1200m	1000m	800m	600m	400m	200m
Section Times	1:23.62 [12] (0:13.85)	1:09.77 [11] (0:10.76)	0:59.01 [11] (0:11.35)	0:47.66 [11] (0:11.38)	0:36.28 [12] (0:12.21)	0:24.07 [12] (0:12.00)	0:12.07 [12] (0:12.07)
Average Speed [km/h]	52.2	66.9	64.1	64.5	60.7	60.7	59.6
Top Speed [km/h]	66.6	68.6	65.7	65.7	63.0	62.2	62.1
Avg. Dist. to Rail [m]	11.0	1.9	2.0	3.5	6.0	5.6	5.0
Avg. Stride Freq. [Hz]	---	---	---	---	---	---	---
Avg. Stride Length [m]	---	---	---	---	---	---	---



- [] Ranking at each section and finish
- No data available at this section
- NA No data available