



Mackay QLD Professional

Race 1: CHERYL GREEN SPRAY TANNING QTIS Two-Year-Old Handicap - 1050m

14 December 2024 - 13:18



MACKAY TURF CLUB
Ooralea Racecourse

Track Rating: Soft 5, Weather: Overcast, Rail Position: True

Section												Last 600m		
Field Times		Overall	1000m	800m	600m	400m	200m						0:35.24	
		1:01.70 (0:04.65)	0:57.05 (0:10.96)	0:46.09 (0:10.85)	0:35.24 (0:11.34)	0:23.90 (0:11.54)	0:12.36 (0:12.36)							
Rank	TAB	Horse/Jockey	Barrier	Top Speed [km/h]	Fastest Section							Margin	Distance Travelled [m]	
1	1	BANG STICK Ashley Butler	3	68.0 800m	0:04.82 Overall	1:01.70 [1] (0:04.82)	0:56.88 [4] (0:11.37)	0:45.51 [4] (0:10.69)	0:34.82 [3] (0:11.23)	0:23.59 [3] (0:11.40)	0:12.19 [3] (0:12.19)	1:01.70	0:34.82	
2	2	NOSEY NEO Nikki Olzard	8	68.5 800m	0:04.73 Overall	1:01.92 [2] (0:04.73)	0:57.19 [2] (0:10.88)	0:46.31 [1] (0:10.85)	0:35.46 [1] (0:11.40)	0:24.06 [2] (0:11.51)	0:12.55 [2] (0:12.55)	1.27L	0:35.46	+3
3	5	BOLLA BOLLA BABE Leah Martyn	4	68.0 800m	0:04.65 Overall	1:01.93 [3] (0:04.65)	0:57.28 [1] (0:11.23)	0:46.05 [2] (0:10.88)	0:35.17 [2] (0:11.04)	0:24.13 [1] (0:11.54)	0:12.59 [1] (0:12.59)	1.32L	0:35.17	+1
4	6	FABULEAN Raul Silvera Olivera	2	67.3 1000m	0:04.82 Overall	1:02.95 [4] (0:04.82)	0:58.13 [3] (0:11.36)	0:46.77 [3] (0:10.87)	0:35.90 [4] (0:11.24)	0:24.66 [4] (0:11.57)	0:13.09 [4] (0:13.09)	7.34L	0:35.90	+2
5	4	NEV Zac Sprie	7	67.9 800m	0:05.25 Overall	1:03.22 [5] (0:05.25)	0:57.97 [8] (0:11.49)	0:46.48 [7] (0:10.88)	0:35.60 [6] (0:11.68)	0:23.92 [6] (0:11.69)	0:12.23 [5] (0:12.23)	8.89L	0:35.60	+7
6	8	SUPID DATE Scott Sheargold	5	66.4 800m	0:05.21 Overall	1:04.32 [6] (0:05.21)	0:59.11 [7] (0:11.68)	0:47.43 [8] (0:11.12)	0:36.31 [8] (0:11.60)	0:24.71 [7] (0:11.76)	0:12.95 [7] (0:12.95)	15.4L	0:36.31	+4
7	7	PRETTY PROFIT Adrian Layt	6	67.3 1000m	0:04.96 Overall	1:04.73 [7] (0:04.96)	0:59.77 [6] (0:11.50)	0:48.27 [5] (0:11.14)	0:37.13 [5] (0:11.56)	0:25.57 [5] (0:12.14)	0:13.43 [6] (0:13.43)	17.81L	0:37.13	+4
8	3	MR SHEFFIELD Tasha Chambers	1	66.2 800m	0:04.88 Overall	1:06.95 [8] (0:04.88)	1:02.07 [5] (0:11.74)	0:50.33 [6] (0:11.17)	0:39.16 [7] (0:11.91)	0:27.25 [8] (0:12.57)	0:14.68 [8] (0:14.68)	30.86L	0:39.16	+3

[] Ranking at each section and finish
 -:-:- No data available at this section
 NA No data available

SCN Saddle cloth number
 DNF Did not finish
 DNT Did not track



Horse/Jockey Name	Bang Stick
Final Rank	1
Fastest Section Time (Section)	0:04.82 (Overall)
Top Speed [km/h] (Section)	68.0 (800m)
Race State	Finished



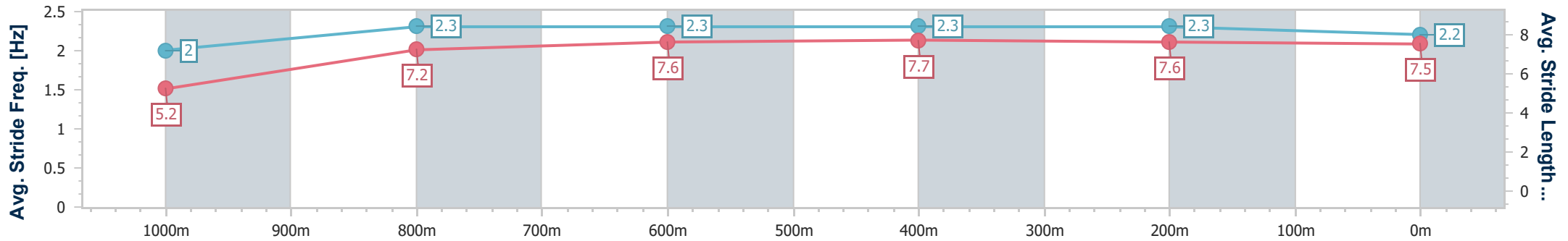
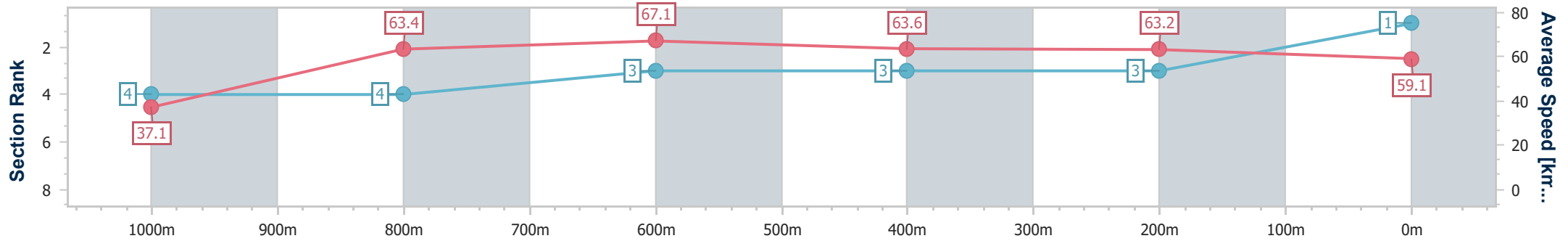
Mackay QLD Professional
Race 1: CHERYL GREEN SPRAY TANNING QTIS Two-Year-Old Handicap - 1050m



14 December 2024 - 13:18

Track Rating: Soft 5, Weather: Overcast, Rail Position: True

Section	Overall	1000m	800m	600m	400m	200m
Section Times	1:01.70 [1] (0:04.82)	0:56.88 [4] (0:11.37)	0:45.51 [4] (0:10.69)	0:34.82 [3] (0:11.23)	0:23.59 [3] (0:11.40)	0:12.19 [3] (0:12.19)
Average Speed [km/h]	37.1	63.4	67.1	63.6	63.2	59.1
Top Speed [km/h]	53.2	67.5	68.0	64.9	64.2	62.0
Avg. Dist. to Rail [m]	2.2	1.0	0.6	1.1	1.8	4.7
Avg. Stride Freq. [Hz]	2.0	2.3	2.3	2.3	2.3	2.2
Avg. Stride Length [m]	5.2	7.2	7.6	7.7	7.6	7.5



- [] Ranking at each section and finish
- .-.- No data available at this section
- NA No data available



Horse/Jockey Name	Nosey Neo
Final Rank	2
Fastest Section Time (Section)	0:04.73 (Overall)
Top Speed [km/h] (Section)	68.5 (800m)
Race State	Finished



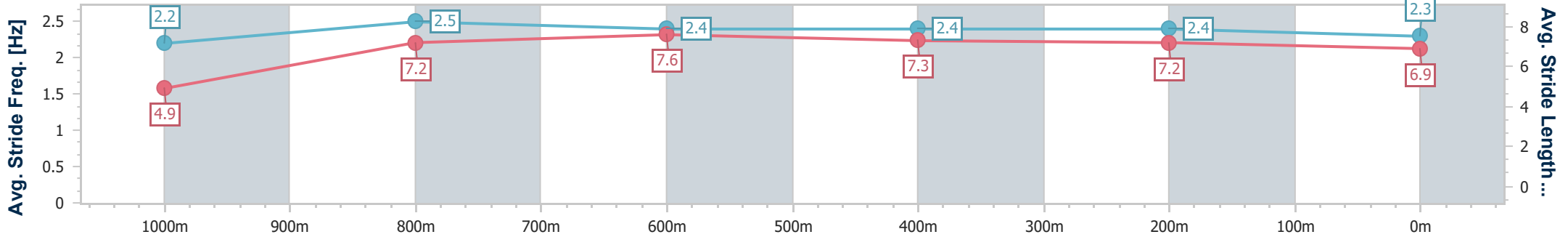
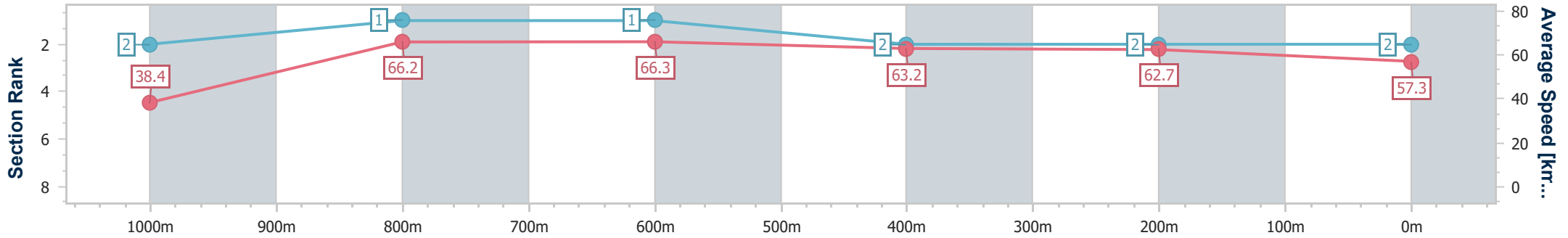
Mackay QLD Professional
Race 1: CHERYL GREEN SPRAY TANNING QTIS Two-Year-Old Handicap - 1050m



14 December 2024 - 13:18

Track Rating: Soft 5, Weather: Overcast, Rail Position: True

Section	Overall	1000m	800m	600m	400m	200m
Section Times	1:01.92 [2] (0:04.73)	0:57.19 [2] (0:10.88)	0:46.31 [1] (0:10.85)	0:35.46 [1] (0:11.40)	0:24.06 [2] (0:11.51)	0:12.55 [2] (0:12.55)
Average Speed [km/h]	38.4	66.2	66.3	63.2	62.7	57.3
Top Speed [km/h]	56.9	68.5	68.5	64.8	63.9	61.0
Avg. Dist. to Rail [m]	2.9	1.9	0.4	0.3	0.7	0.8
Avg. Stride Freq. [Hz]	2.2	2.5	2.4	2.4	2.4	2.3
Avg. Stride Length [m]	4.9	7.2	7.6	7.3	7.2	6.9



- [] Ranking at each section and finish
- .-.- No data available at this section
- NA No data available



Horse/Jockey Name	Bolla Bolla Babe
Final Rank	3
Fastest Section Time (Section)	0:04.65 (Overall)
Top Speed [km/h] (Section)	68.0 (800m)
Race State	Finished



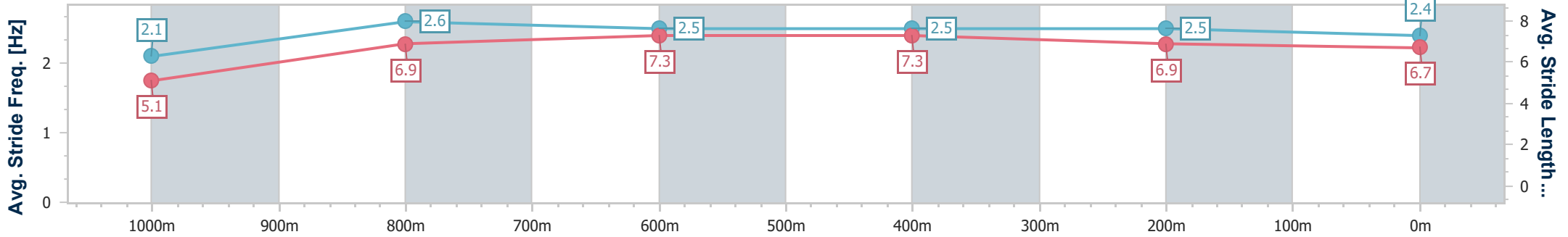
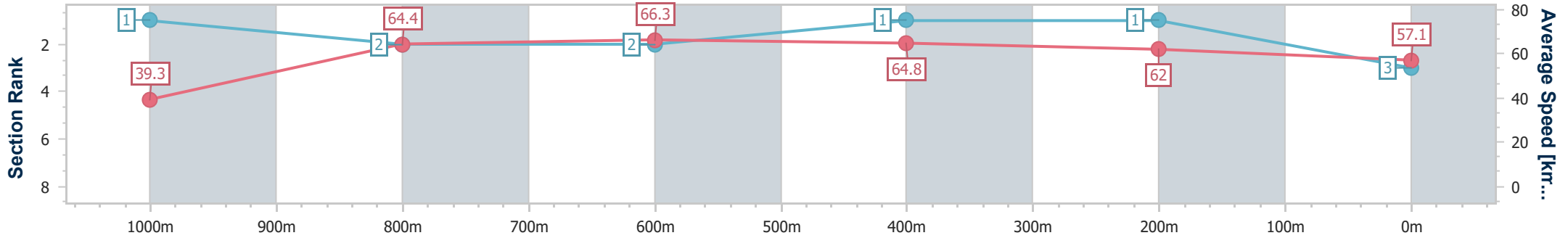
Mackay QLD Professional
Race 1: CHERYL GREEN SPRAY TANNING QTIS Two-Year-Old Handicap - 1050m



14 December 2024 - 13:18

Track Rating: Soft 5, Weather: Overcast, Rail Position: True

Section	Overall	1000m	800m	600m	400m	200m
Section Times	1:01.93 [3] (0:04.65)	0:57.28 [1] (0:11.23)	0:46.05 [2] (0:10.88)	0:35.17 [2] (0:11.04)	0:24.13 [1] (0:11.54)	0:12.59 [1] (0:12.59)
Average Speed [km/h]	39.3	64.4	66.3	64.8	62.0	57.1
Top Speed [km/h]	55.2	67.9	68.0	64.9	64.4	61.6
Avg. Dist. to Rail [m]	0.9	1.8	1.5	1.3	0.9	0.3
Avg. Stride Freq. [Hz]	2.1	2.6	2.5	2.5	2.5	2.4
Avg. Stride Length [m]	5.1	6.9	7.3	7.3	6.9	6.7



- [] Ranking at each section and finish
- .-.- No data available at this section
- NA No data available



Horse/Jockey Name	Fabulean
Final Rank	4
Fastest Section Time (Section)	0:04.82 (Overall)
Top Speed [km/h] (Section)	67.3 (1000m)
Race State	Finished



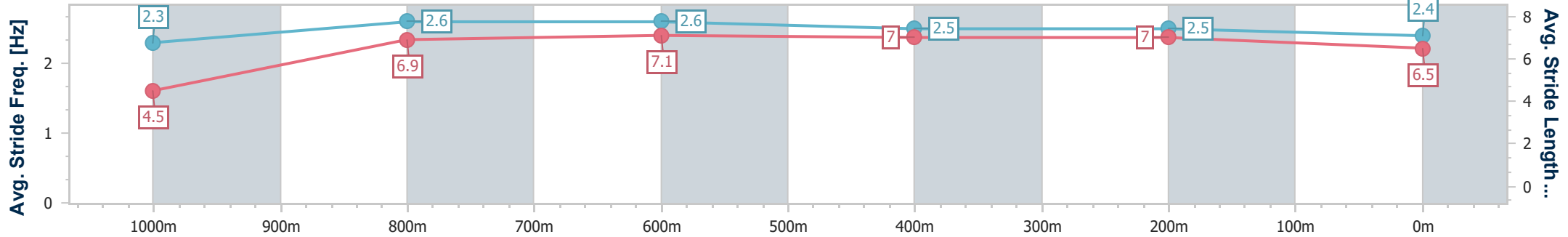
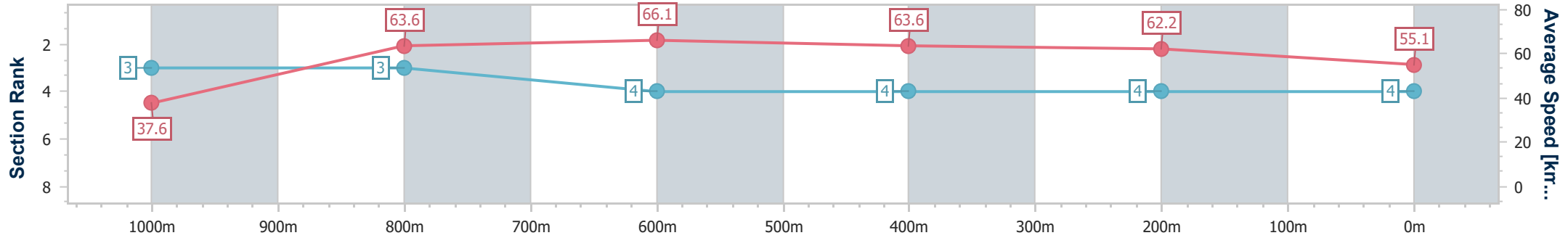
Mackay QLD Professional
Race 1: CHERYL GREEN SPRAY TANNING QTIS Two-Year-Old Handicap - 1050m



14 December 2024 - 13:18

Track Rating: Soft 5, Weather: Overcast, Rail Position: True

Section	Overall	1000m	800m	600m	400m	200m
Section Times	1:02.95 [4] (0:04.82)	0:58.13 [3] (0:11.36)	0:46.77 [3] (0:10.87)	0:35.90 [4] (0:11.24)	0:24.66 [4] (0:11.57)	0:13.09 [4] (0:13.09)
Average Speed [km/h]	37.6	63.6	66.1	63.6	62.2	55.1
Top Speed [km/h]	55.3	67.3	67.3	64.4	63.1	60.8
Avg. Dist. to Rail [m]	3.5	0.4	0.3	1.0	3.3	7.0
Avg. Stride Freq. [Hz]	2.3	2.6	2.6	2.5	2.5	2.4
Avg. Stride Length [m]	4.5	6.9	7.1	7.0	7.0	6.5



- [] Ranking at each section and finish
- .-.- No data available at this section
- NA No data available



Horse/Jockey Name	Nev
Final Rank	5
Fastest Section Time (Section)	0:05.25 (Overall)
Top Speed [km/h] (Section)	67.9 (800m)
Race State	Finished



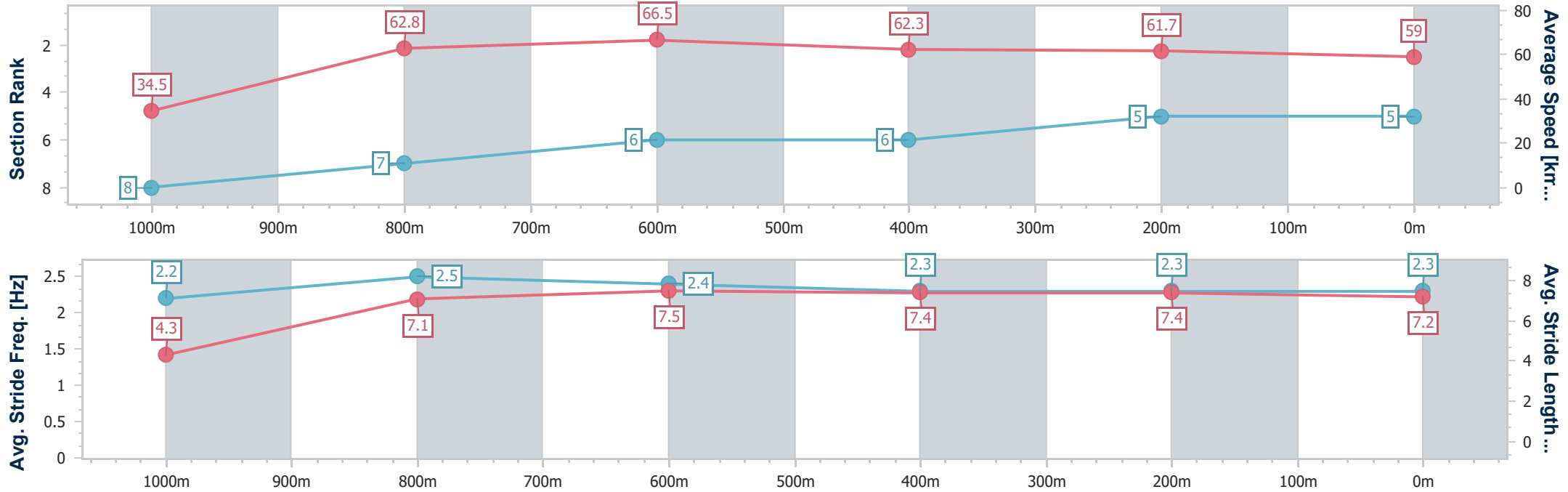
Mackay QLD Professional
Race 1: CHERYL GREEN SPRAY TANNING QTIS Two-Year-Old Handicap - 1050m



14 December 2024 - 13:18

Track Rating: Soft 5, Weather: Overcast, Rail Position: True

Section	Overall	1000m	800m	600m	400m	200m
Section Times	1:03.22 [5] (0:05.25)	0:57.97 [8] (0:11.49)	0:46.48 [7] (0:10.88)	0:35.60 [6] (0:11.68)	0:23.92 [6] (0:11.69)	0:12.23 [5] (0:12.23)
Average Speed [km/h]	34.5	62.8	66.5	62.3	61.7	59.0
Top Speed [km/h]	53.0	66.8	67.9	64.1	63.4	60.7
Avg. Dist. to Rail [m]	2.2	2.7	1.5	1.2	2.8	3.9
Avg. Stride Freq. [Hz]	2.2	2.5	2.4	2.3	2.3	2.3
Avg. Stride Length [m]	4.3	7.1	7.5	7.4	7.4	7.2



- [] Ranking at each section and finish
- .-.- No data available at this section
- NA No data available



Horse/Jockey Name	Supid Date
Final Rank	6
Fastest Section Time (Section)	0:05.21 (Overall)
Top Speed [km/h] (Section)	66.4 (800m)
Race State	Finished



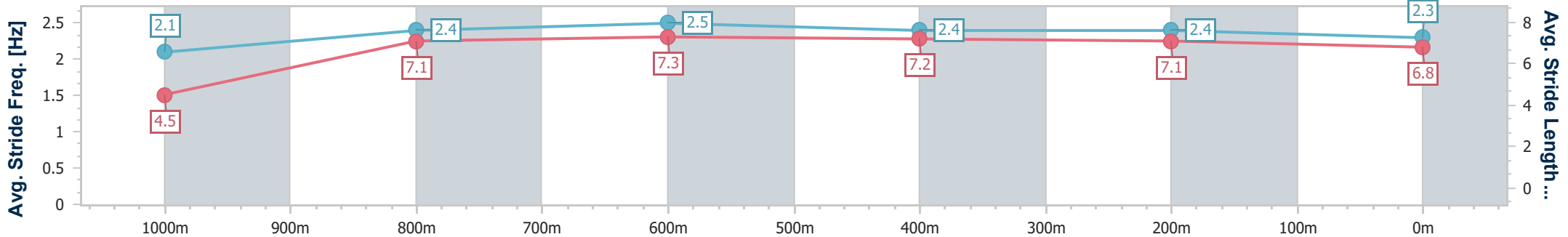
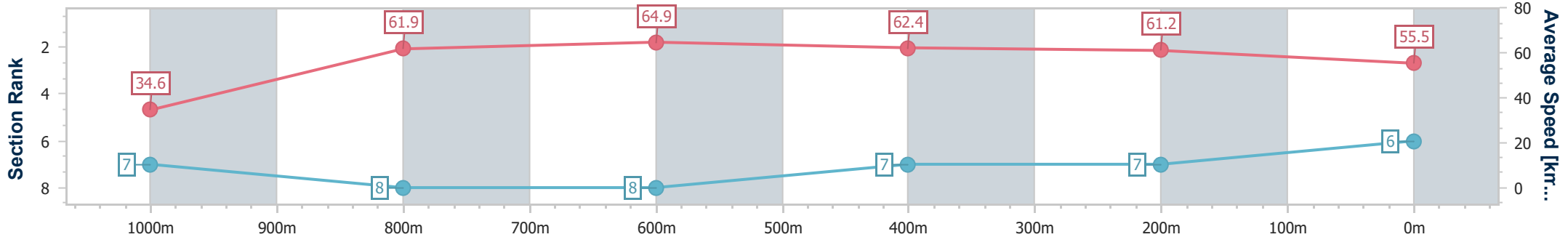
Mackay QLD Professional
Race 1: CHERYL GREEN SPRAY TANNING QTIS Two-Year-Old Handicap - 1050m



14 December 2024 - 13:18

Track Rating: Soft 5, Weather: Overcast, Rail Position: True

Section	Overall	1000m	800m	600m	400m	200m
Section Times	1:04.32 [6] (0:05.21)	0:59.11 [7] (0:11.68)	0:47.43 [8] (0:11.12)	0:36.31 [8] (0:11.60)	0:24.71 [7] (0:11.76)	0:12.95 [7] (0:12.95)
Average Speed [km/h]	34.6	61.9	64.9	62.4	61.2	55.5
Top Speed [km/h]	53.3	65.7	66.4	64.2	63.4	59.1
Avg. Dist. to Rail [m]	1.2	0.9	1.6	0.7	0.3	0.8
Avg. Stride Freq. [Hz]	2.1	2.4	2.5	2.4	2.4	2.3
Avg. Stride Length [m]	4.5	7.1	7.3	7.2	7.1	6.8



- [] Ranking at each section and finish
- .-.- No data available at this section
- NA No data available



Horse/Jockey Name	Pretty Profit
Final Rank	7
Fastest Section Time (Section)	0:04.96 (Overall)
Top Speed [km/h] (Section)	67.3 (1000m)
Race State	Finished



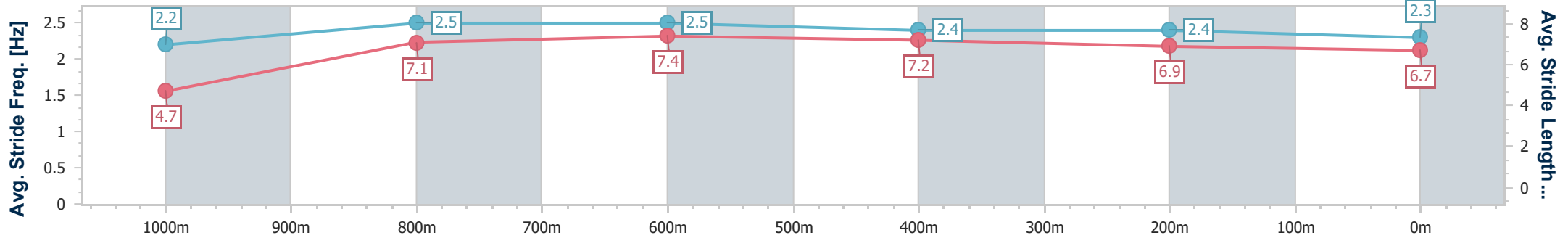
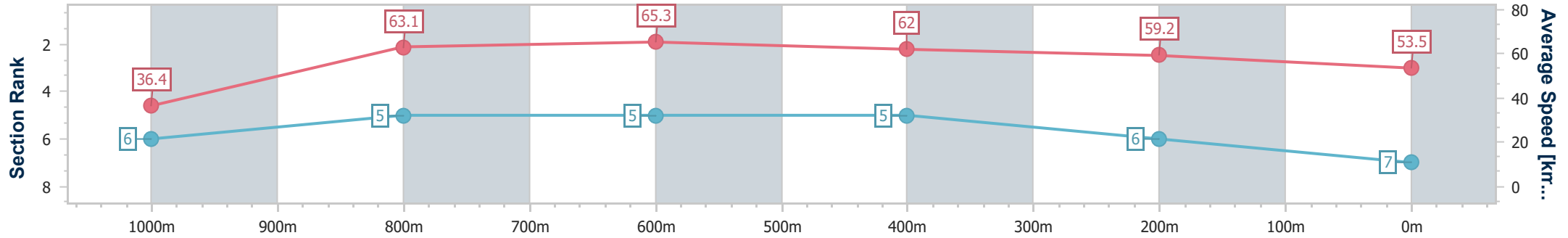
Mackay QLD Professional
Race 1: CHERYL GREEN SPRAY TANNING QTIS Two-Year-Old Handicap - 1050m



14 December 2024 - 13:18

Track Rating: Soft 5, Weather: Overcast, Rail Position: True

Section	Overall	1000m	800m	600m	400m	200m
Section Times	1:04.73 [7] (0:04.96)	0:59.77 [6] (0:11.50)	0:48.27 [5] (0:11.14)	0:37.13 [5] (0:11.56)	0:25.57 [5] (0:12.14)	0:13.43 [6] (0:13.43)
Average Speed [km/h]	36.4	63.1	65.3	62.0	59.2	53.5
Top Speed [km/h]	52.7	67.3	66.8	64.4	61.3	57.8
Avg. Dist. to Rail [m]	1.4	3.0	3.2	1.0	1.3	2.8
Avg. Stride Freq. [Hz]	2.2	2.5	2.5	2.4	2.4	2.3
Avg. Stride Length [m]	4.7	7.1	7.4	7.2	6.9	6.7



- [] Ranking at each section and finish
- .-.- No data available at this section
- NA No data available



Horse/Jockey Name	Mr Sheffield
Final Rank	8
Fastest Section Time (Section)	0:04.88 (Overall)
Top Speed [km/h] (Section)	66.2 (800m)
Race State	Finished



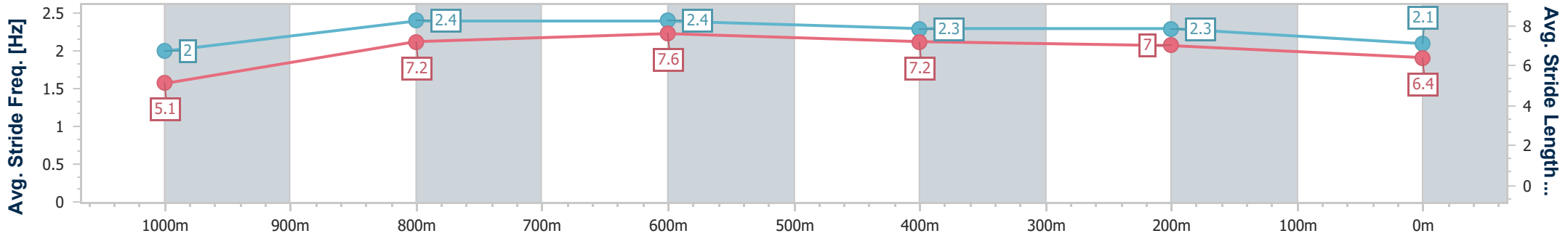
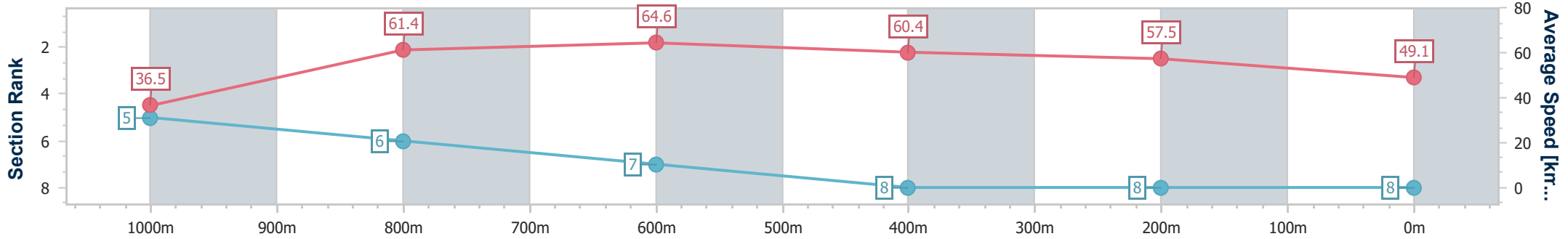
Mackay QLD Professional
Race 1: CHERYL GREEN SPRAY TANNING QTIS Two-Year-Old Handicap - 1050m



14 December 2024 - 13:18

Track Rating: Soft 5, Weather: Overcast, Rail Position: True

Section	Overall	1000m	800m	600m	400m	200m
Section Times	1:06.95 [8] (0:04.88)	1:02.07 [5] (0:11.74)	0:50.33 [6] (0:11.17)	0:39.16 [7] (0:11.91)	0:27.25 [8] (0:12.57)	0:14.68 [8] (0:14.68)
Average Speed [km/h]	36.5	61.4	64.6	60.4	57.5	49.1
Top Speed [km/h]	52.2	65.5	66.2	62.1	59.1	55.6
Avg. Dist. to Rail [m]	4.6	0.7	0.5	0.4	3.0	1.5
Avg. Stride Freq. [Hz]	2.0	2.4	2.4	2.3	2.3	2.1
Avg. Stride Length [m]	5.1	7.2	7.6	7.2	7.0	6.4



- [] Ranking at each section and finish
- .-.-.- No data available at this section
- NA No data available



Mackay QLD Professional

Race 2: BECOME A MEMBER MTC Maiden Handicap - 1050m

14 December 2024 - 13:55



MACKAY TURF CLUB
Ooralea Racecourse

Track Rating: Soft 5, Weather: Overcast, Rail Position: True

Section													Last 600m	
Field Times		Overall	1000m	800m	600m	400m	200m						0:34.53	
		1:01.20 (0:04.61)	0:56.59 (0:11.10)	0:45.49 (0:10.96)	0:34.53 (0:11.23)	0:23.30 (0:11.32)	0:11.98 (0:11.98)							
Rank	TAB	Horse/Jockey	Barrier	Top Speed [km/h]	Fastest Section							Margin	Distance Travelled [m]	
1	2	KING PIN POWER Ashley Butler	1	67.8	0:04.71	1:01.20 [1] (0:04.71)	0:56.49 [2] (0:11.00)	0:45.49 [1] (0:10.96)	0:34.53 [1] (0:11.24)	0:23.29 [2] (0:11.31)	0:11.98 [1] (0:11.98)	1:01.20	0:34.53	
2	3	LUCKY STRONG Adrian Layt	2	67.7	0:04.61	1:01.53 [2] (0:04.61)	0:56.92 [1] (0:11.24)	0:45.68 [2] (0:10.87)	0:34.81 [2] (0:11.18)	0:23.63 [1] (0:11.38)	0:12.25 [2] (0:12.25)	1.9L	0:34.81	+6
3	8	PAUL EDWARD Jackson Murphy	8	67.4	0:04.76	1:01.58 [3] (0:04.76)	0:56.82 [4] (0:11.33)	0:45.49 [3] (0:10.84)	0:34.65 [3] (0:11.43)	0:23.22 [3] (0:11.31)	0:11.91 [3] (0:11.91)	2.2L	0:34.65	+6
4	9	RUN FREDA RUN Tasha Chambers	4	66.7	0:05.23	1:02.06 [4] (0:05.23)	0:56.83 [11] (0:11.39)	0:45.44 [8] (0:11.01)	0:34.43 [7] (0:11.47)	0:22.96 [7] (0:11.35)	0:11.61 [6] (0:11.61)	5.04L	0:34.43	+9
5	4	EMBELLISHED EYES Shae Nielson	5	66.7	0:04.74	1:02.11 [5] (0:04.74)	0:57.37 [3] (0:11.56)	0:45.81 [4] (0:10.95)	0:34.86 [4] (0:11.58)	0:23.28 [4] (0:11.51)	0:11.77 [4] (0:11.77)	5.36L	0:34.86	+8
6	11	LADY DE VEGA Leah Martyn	9	68.0	0:05.12	1:02.32 [6] (0:05.12)	0:57.20 [10] (0:11.51)	0:45.69 [9] (0:11.05)	0:34.64 [8] (0:11.49)	0:23.15 [8] (0:11.35)	0:11.80 [7] (0:11.80)	6.56L	0:34.64	+17
7	6	FIRE SPHERE Nikki Olzard	6	66.2	0:04.93	1:02.38 [7] (0:04.93)	0:57.45 [5] (0:11.59)	0:45.86 [6] (0:11.01)	0:34.85 [5] (0:11.38)	0:23.47 [5] (0:11.45)	0:12.02 [5] (0:12.02)	6.92L	0:34.85	+3
8	13	FRUIT TINGLE Raul Silvera Olivera	7	66.6	0:04.99	1:02.52 [8] (0:04.99)	0:57.53 [7] (0:11.72)	0:45.81 [10] (0:11.05)	0:34.76 [9] (0:11.53)	0:23.23 [10] (0:11.37)	0:11.86 [8] (0:11.86)	7.73L	0:34.76	+7
9	1	DEGUELLO Paul Hamblin	11	66.8	0:04.95	1:02.72 [9] (0:04.95)	0:57.77 [6] (0:11.66)	0:46.11 [7] (0:10.98)	0:35.13 [6] (0:11.36)	0:23.77 [6] (0:11.75)	0:12.02 [9] (0:12.02)	8.92L	0:35.13	+4
10	10	POLLY HOFFA Warwick Satherley	10	65.7	0:05.11	1:02.78 [10] (0:05.11)	0:57.67 [9] (0:11.85)	0:45.82 [11] (0:11.18)	0:34.64 [11] (0:11.35)	0:23.29 [11] (0:11.33)	0:11.96 [10] (0:11.96)	9.28L	0:34.64	+7

Scratched: Zara Dansait (#7), Mishani Amore (#12)

[] Ranking at each section and finish
 -:-:- No data available at this section
 NA No data available

SCN Saddle cloth number
 DNF Did not finish
 DNT Did not track



Mackay QLD Professional

Race 2: BECOME A MEMBER MTC Maiden Handicap - 1050m

14 December 2024 - 13:55



MACKAY TURF CLUB

Ooralea Racecourse

Track Rating: Soft 5, Weather: Overcast, Rail Position: True

Section	Overall	1000m	800m	600m	400m	200m	Last 600m
Field Times	1:01.20 (0:04.61)	0:56.59 (0:11.10)	0:45.49 (0:10.96)	0:34.53 (0:11.23)	0:23.30 (0:11.32)	0:11.98 (0:11.98)	0:34.53

Rank	TAB	Horse/Jockey	Barrier	Top Speed [km/h]	Fastest Section	Margin	Distance Travelled [m]					
11	5	DIAMOND DEGREE Zac Sprie	3	66.9 1000m	0:05.10 Overall	13.49L	+3					
					1:03.50 [11] (0:05.10)	0:58.40 [8] (0:11.41)	0:46.99 [5] (0:11.28)	0:35.71 [10] (0:11.49)	0:24.22 [9] (0:11.68)	0:12.54 [11] (0:12.54)		

Scratched: Zara Dansait (#7), Mishani Amore (#12)



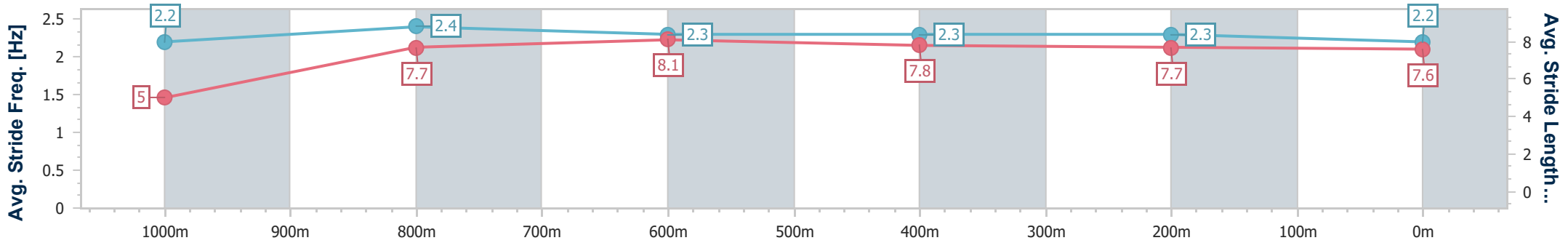
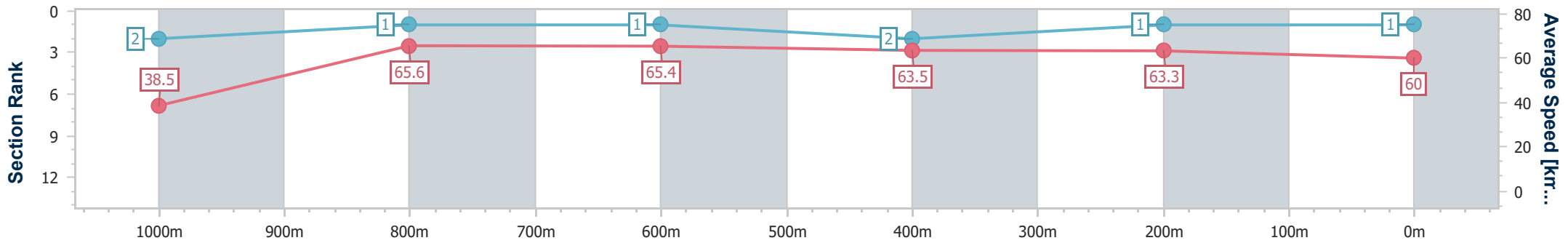
Horse/Jockey Name	King Pin Power
Final Rank	1
Fastest Section Time (Section)	0:04.71 (Overall)
Top Speed [km/h] (Section)	67.8 (1000m)
Race State	Finished



Mackay QLD Professional
 Race 2: BECOME A MEMBER MTC Maiden Handicap - 1050m
 14 December 2024 - 13:55
 Track Rating: Soft 5, Weather: Overcast, Rail Position: True



Section	Overall	1000m	800m	600m	400m	200m
Section Times	1:01.20 [1] (0:04.71)	0:56.49 [2] (0:11.00)	0:45.49 [1] (0:10.96)	0:34.53 [1] (0:11.24)	0:23.29 [2] (0:11.31)	0:11.98 [1] (0:11.98)
Average Speed [km/h]	38.5	65.6	65.4	63.5	63.3	60.0
Top Speed [km/h]	55.9	67.8	67.0	63.8	64.3	63.8
Avg. Dist. to Rail [m]	3.6	0.3	0.8	1.1	1.3	0.6
Avg. Stride Freq. [Hz]	2.2	2.4	2.3	2.3	2.3	2.2
Avg. Stride Length [m]	5.0	7.7	8.1	7.8	7.7	7.6



- [] Ranking at each section and finish
- .-.- No data available at this section
- NA No data available



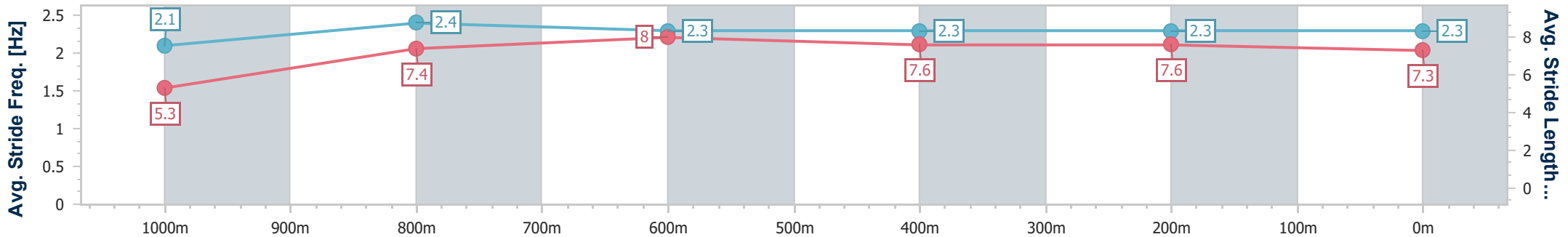
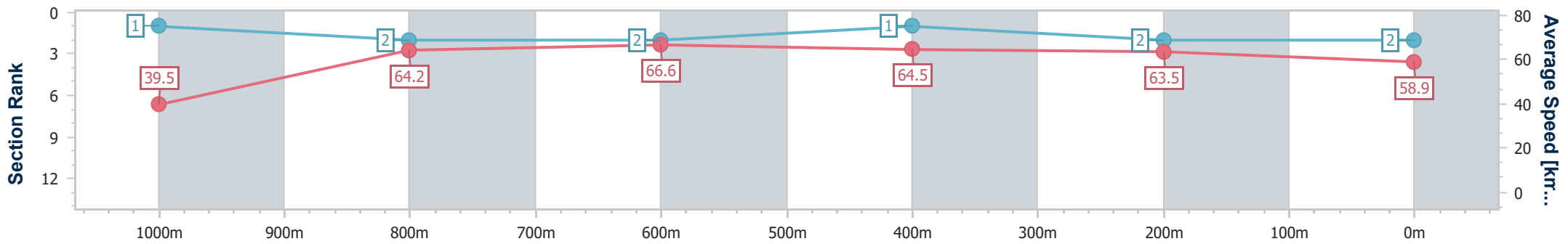
Horse/Jockey Name	Lucky Strong
Final Rank	2
Fastest Section Time (Section)	0:04.61 (Overall)
Top Speed [km/h] (Section)	67.7 (800m)
Race State	Finished



Mackay QLD Professional
 Race 2: BECOME A MEMBER MTC Maiden Handicap - 1050m
 14 December 2024 - 13:55
 Track Rating: Soft 5, Weather: Overcast, Rail Position: True



Section	Overall	1000m	800m	600m	400m	200m
Section Times	1:01.53 [2] (0:04.61)	0:56.92 [1] (0:11.24)	0:45.68 [2] (0:10.87)	0:34.81 [2] (0:11.18)	0:23.63 [1] (0:11.38)	0:12.25 [2] (0:12.25)
Average Speed [km/h]	39.5	64.2	66.6	64.5	63.5	58.9
Top Speed [km/h]	56.2	67.0	67.7	66.4	64.9	62.1
Avg. Dist. to Rail [m]	1.6	1.7	1.4	0.6	1.6	2.3
Avg. Stride Freq. [Hz]	2.1	2.4	2.3	2.3	2.3	2.3
Avg. Stride Length [m]	5.3	7.4	8.0	7.6	7.6	7.3



- [] Ranking at each section and finish
- .-.- No data available at this section
- NA No data available



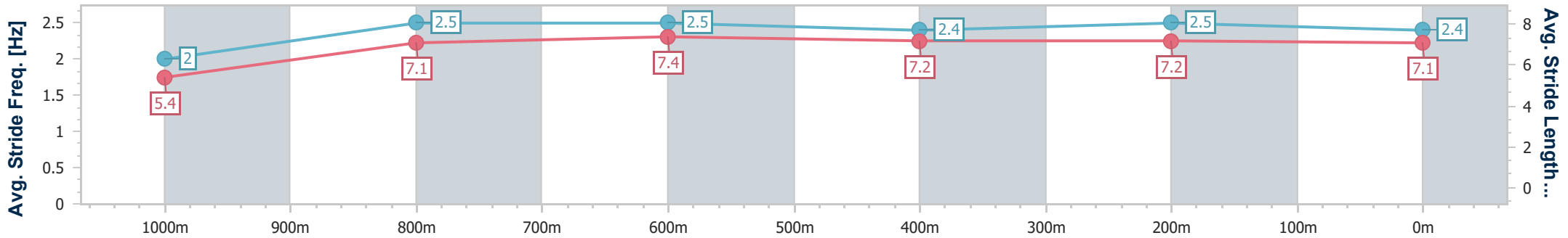
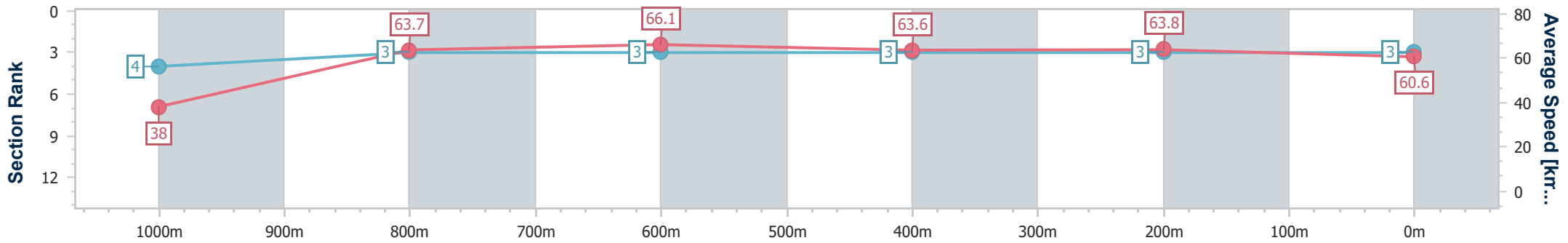
Horse/Jockey Name	Paul Edward
Final Rank	3
Fastest Section Time (Section)	0:04.76 (Overall)
Top Speed [km/h] (Section)	67.4 (1000m)
Race State	Finished



Mackay QLD Professional
 Race 2: BECOME A MEMBER MTC Maiden Handicap - 1050m
 14 December 2024 - 13:55
 Track Rating: Soft 5, Weather: Overcast, Rail Position: True



Section	Overall	1000m	800m	600m	400m	200m
Section Times	1:01.58 [3] (0:04.76)	0:56.82 [4] (0:11.33)	0:45.49 [3] (0:10.84)	0:34.65 [3] (0:11.43)	0:23.22 [3] (0:11.31)	0:11.91 [3] (0:11.91)
Average Speed [km/h]	38.0	63.7	66.1	63.6	63.8	60.6
Top Speed [km/h]	53.2	67.4	67.3	64.5	64.9	64.5
Avg. Dist. to Rail [m]	2.0	2.0	1.0	1.3	1.6	3.4
Avg. Stride Freq. [Hz]	2.0	2.5	2.5	2.4	2.5	2.4
Avg. Stride Length [m]	5.4	7.1	7.4	7.2	7.2	7.1



- [] Ranking at each section and finish
- .-.- No data available at this section
- NA No data available



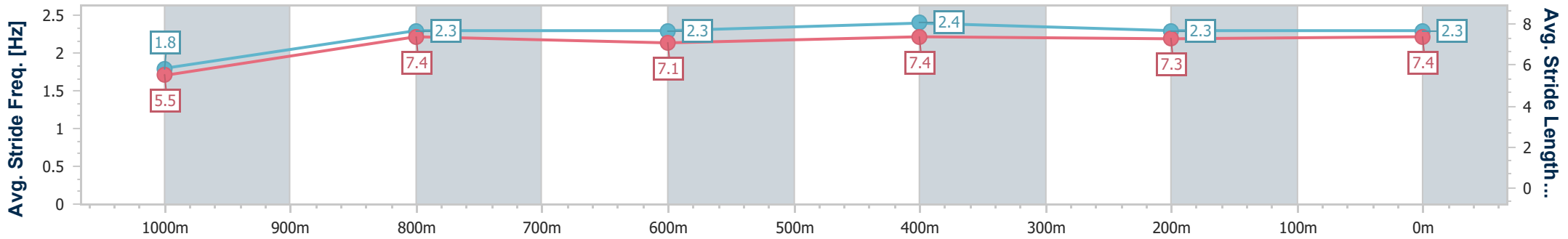
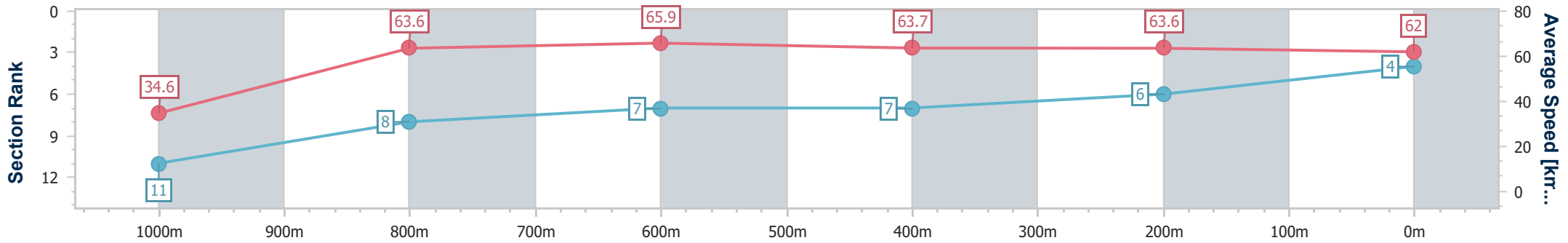
Horse/Jockey Name	Run Freda Run
Final Rank	4
Fastest Section Time (Section)	0:05.23 (Overall)
Top Speed [km/h] (Section)	66.7 (800m)
Race State	Finished



Mackay QLD Professional
 Race 2: BECOME A MEMBER MTC Maiden Handicap - 1050m
 14 December 2024 - 13:55
 Track Rating: Soft 5, Weather: Overcast, Rail Position: True



Section	Overall	1000m	800m	600m	400m	200m
Section Times	1:02.06 [4] (0:05.23)	0:56.83 [11] (0:11.39)	0:45.44 [8] (0:11.01)	0:34.43 [7] (0:11.47)	0:22.96 [7] (0:11.35)	0:11.61 [6]
Average Speed [km/h]	34.6	63.6	65.9	63.7	63.6	62.0
Top Speed [km/h]	51.5	65.8	66.7	64.7	64.3	64.1
Avg. Dist. to Rail [m]	1.7	2.2	2.3	2.1	1.5	2.6
Avg. Stride Freq. [Hz]	1.8	2.3	2.3	2.4	2.3	2.3
Avg. Stride Length [m]	5.5	7.4	7.1	7.4	7.3	7.4



- [] Ranking at each section and finish
- .-.- No data available at this section
- NA No data available



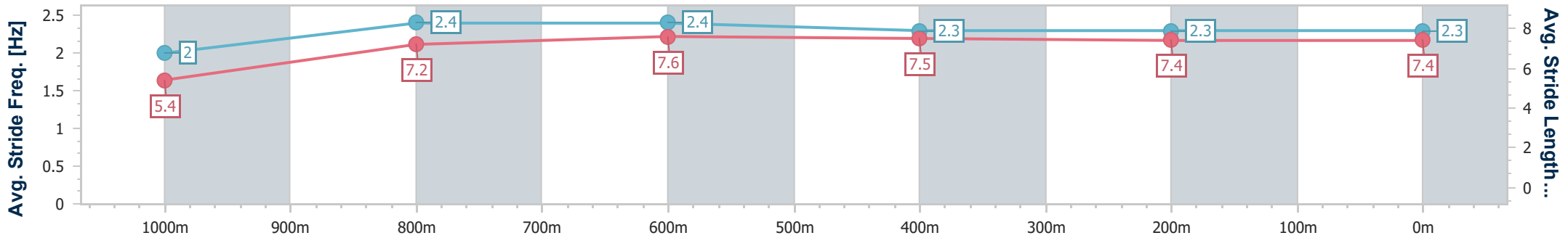
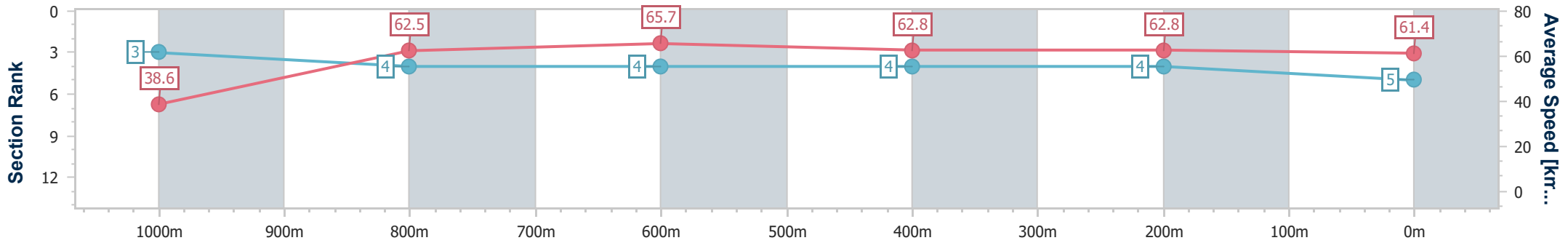
Horse/Jockey Name	Embellished Eyes
Final Rank	5
Fastest Section Time (Section)	0:04.74 (Overall)
Top Speed [km/h] (Section)	66.7 (800m)
Race State	Finished



Mackay QLD Professional
 Race 2: BECOME A MEMBER MTC Maiden Handicap - 1050m
 14 December 2024 - 13:55
 Track Rating: Soft 5, Weather: Overcast, Rail Position: True



Section	Overall	1000m	800m	600m	400m	200m
Section Times	1:02.11 [5] (0:04.74)	0:57.37 [3] (0:11.56)	0:45.81 [4] (0:10.95)	0:34.86 [4] (0:11.58)	0:23.28 [4] (0:11.51)	0:11.77 [4] (0:11.77)
Average Speed [km/h]	38.6	62.5	65.7	62.8	62.8	61.4
Top Speed [km/h]	52.4	65.8	66.7	64.9	63.3	63.6
Avg. Dist. to Rail [m]	1.1	2.4	0.6	1.4	3.4	5.2
Avg. Stride Freq. [Hz]	2.0	2.4	2.4	2.3	2.3	2.3
Avg. Stride Length [m]	5.4	7.2	7.6	7.5	7.4	7.4



- [] Ranking at each section and finish
- .-.- No data available at this section
- NA No data available



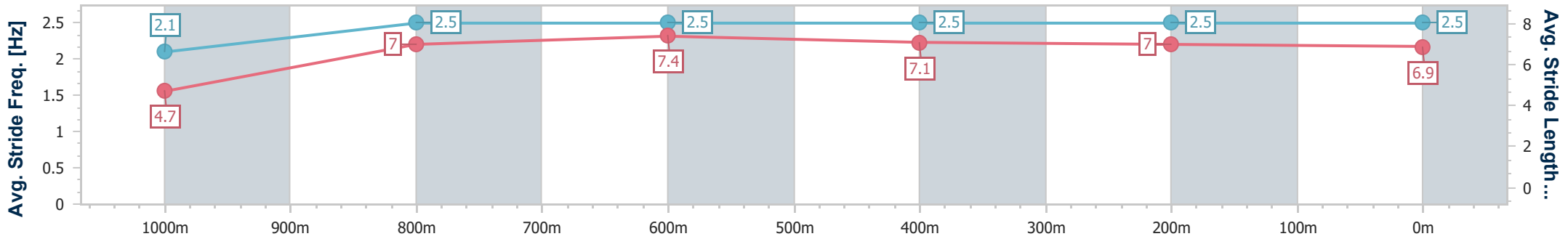
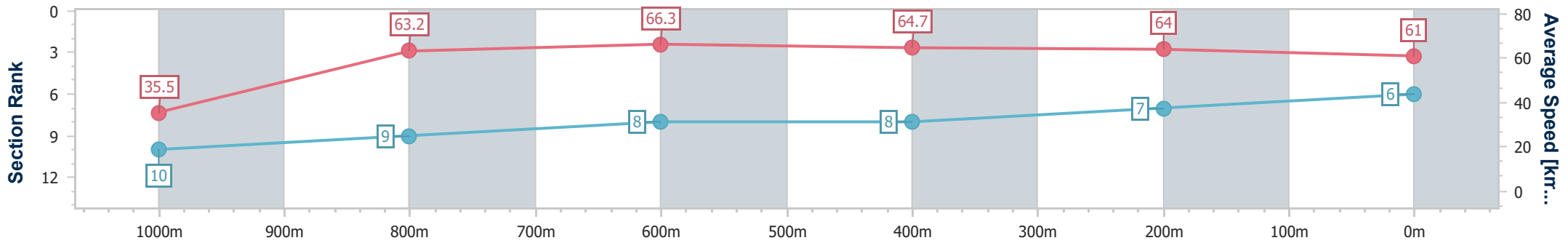
Horse/Jockey Name	Lady De Vega
Final Rank	6
Fastest Section Time (Section)	0:05.12 (Overall)
Top Speed [km/h] (Section)	68.0 (1000m)
Race State	Finished



Mackay QLD Professional
 Race 2: BECOME A MEMBER MTC Maiden Handicap - 1050m
 14 December 2024 - 13:55
 Track Rating: Soft 5, Weather: Overcast, Rail Position: True



Section	Overall	1000m	800m	600m	400m	200m
Section Times	1:02.32 [6] (0:05.12)	0:57.20 [10] (0:11.51)	0:45.69 [9] (0:11.05)	0:34.64 [8] (0:11.49)	0:23.15 [8] (0:11.35)	0:11.80 [7] (0:11.80)
Average Speed [km/h]	35.5	63.2	66.3	64.7	64.0	61.0
Top Speed [km/h]	52.5	68.0	67.0	65.6	65.1	64.8
Avg. Dist. to Rail [m]	3.6	4.9	3.7	4.8	5.0	7.5
Avg. Stride Freq. [Hz]	2.1	2.5	2.5	2.5	2.5	2.5
Avg. Stride Length [m]	4.7	7.0	7.4	7.1	7.0	6.9



- [] Ranking at each section and finish
- .-.- No data available at this section
- NA No data available



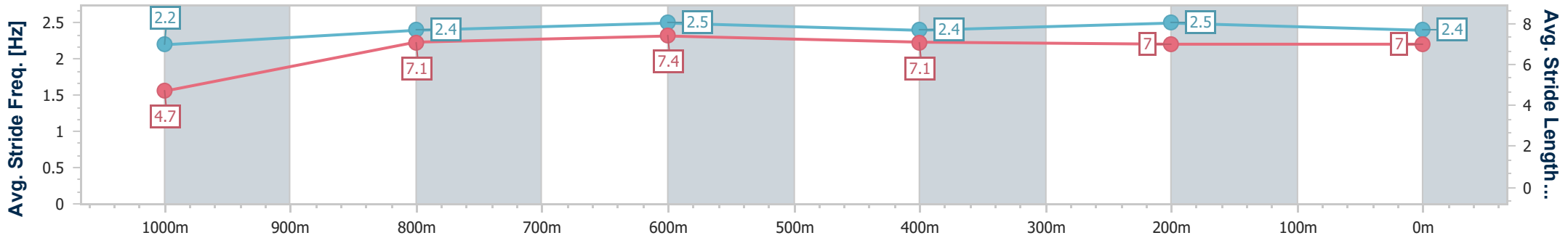
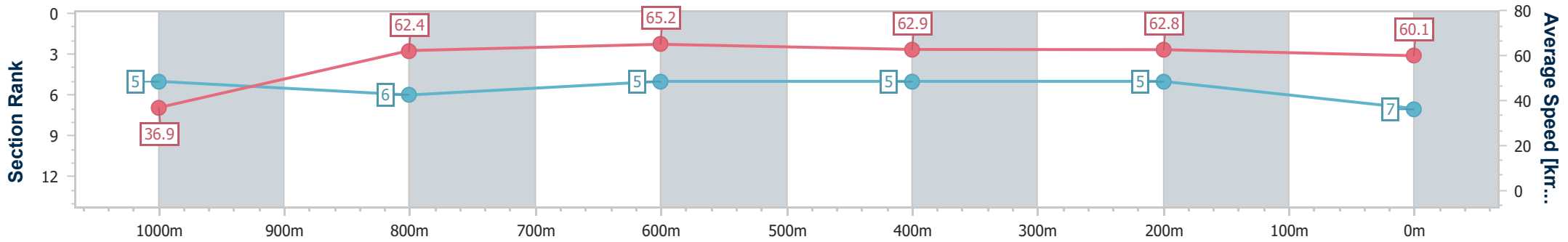
Horse/Jockey Name	Fire Sphere
Final Rank	7
Fastest Section Time (Section)	0:04.93 (Overall)
Top Speed [km/h] (Section)	66.2 (800m)
Race State	Finished



Mackay QLD Professional
 Race 2: BECOME A MEMBER MTC Maiden Handicap - 1050m
 14 December 2024 - 13:55
 Track Rating: Soft 5, Weather: Overcast, Rail Position: True



Section	Overall	1000m	800m	600m	400m	200m
Section Times	1:02.38 [7] (0:04.93)	0:57.45 [5] (0:11.59)	0:45.86 [6] (0:11.01)	0:34.85 [5] (0:11.38)	0:23.47 [5] (0:11.45)	0:12.02 [5]
Average Speed [km/h]	36.9	62.4	65.2	62.9	62.8	60.1
Top Speed [km/h]	52.4	65.6	66.2	64.5	63.4	63.3
Avg. Dist. to Rail [m]	1.2	1.6	0.4	0.6	0.8	1.6
Avg. Stride Freq. [Hz]	2.2	2.4	2.5	2.4	2.5	2.4
Avg. Stride Length [m]	4.7	7.1	7.4	7.1	7.0	7.0



- [] Ranking at each section and finish
- .-.- No data available at this section
- NA No data available



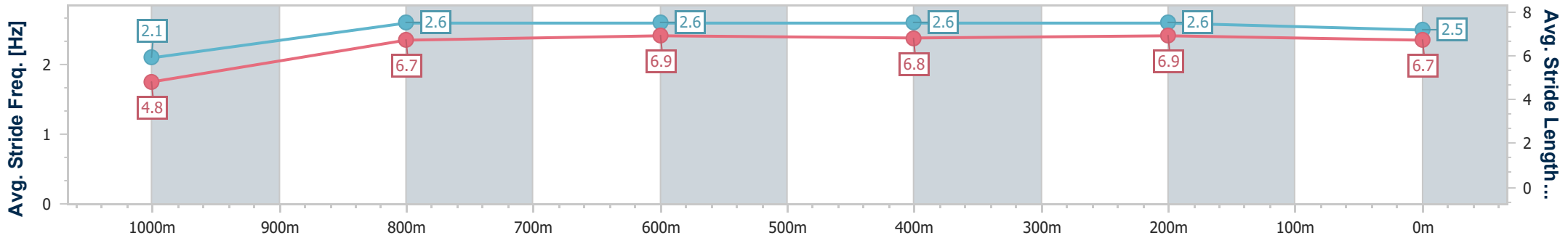
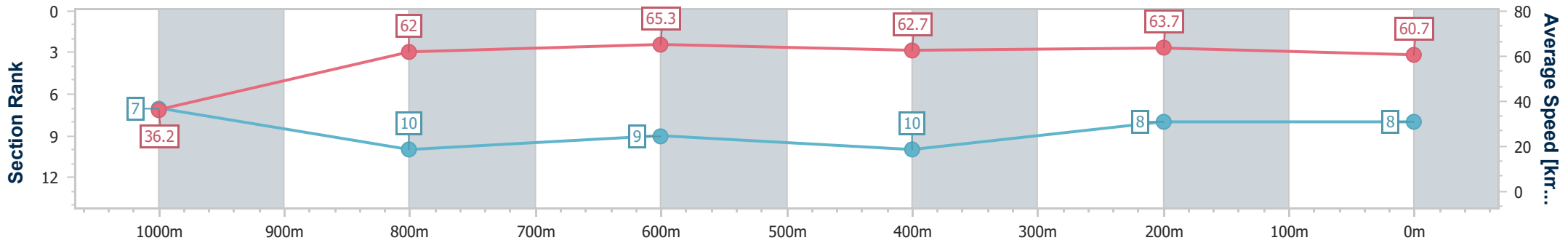
Horse/Jockey Name	Fruit Tingle
Final Rank	8
Fastest Section Time (Section)	0:04.99 (Overall)
Top Speed [km/h] (Section)	66.6 (800m)
Race State	Finished



Mackay QLD Professional
 Race 2: BECOME A MEMBER MTC Maiden Handicap - 1050m
 14 December 2024 - 13:55
 Track Rating: Soft 5, Weather: Overcast, Rail Position: True



Section	Overall	1000m	800m	600m	400m	200m
Section Times	1:02.52 [8] (0:04.99)	0:57.53 [7] (0:11.72)	0:45.81 [10] (0:11.05)	0:34.76 [9] (0:11.53)	0:23.23 [10] (0:11.37)	0:11.86 [8] (0:11.86)
Average Speed [km/h]	36.2	62.0	65.3	62.7	63.7	60.7
Top Speed [km/h]	50.8	66.5	66.6	64.4	64.9	63.1
Avg. Dist. to Rail [m]	2.3	3.1	1.0	0.8	3.4	5.1
Avg. Stride Freq. [Hz]	2.1	2.6	2.6	2.6	2.6	2.5
Avg. Stride Length [m]	4.8	6.7	6.9	6.8	6.9	6.7



- [] Ranking at each section and finish
- .-.- No data available at this section
- NA No data available



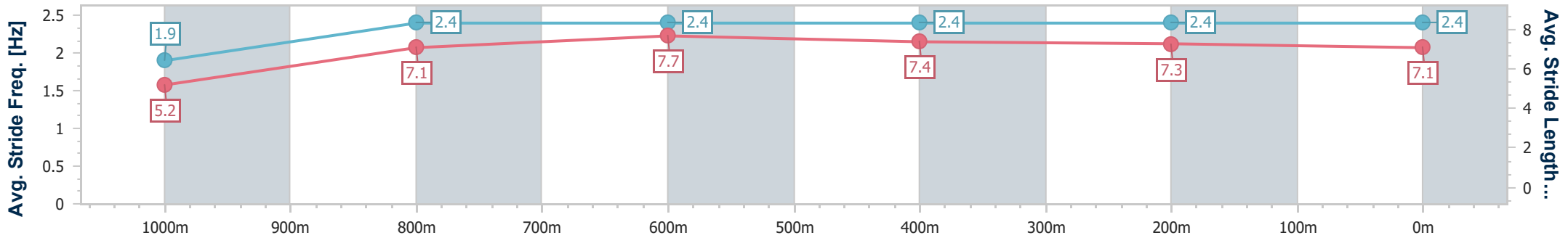
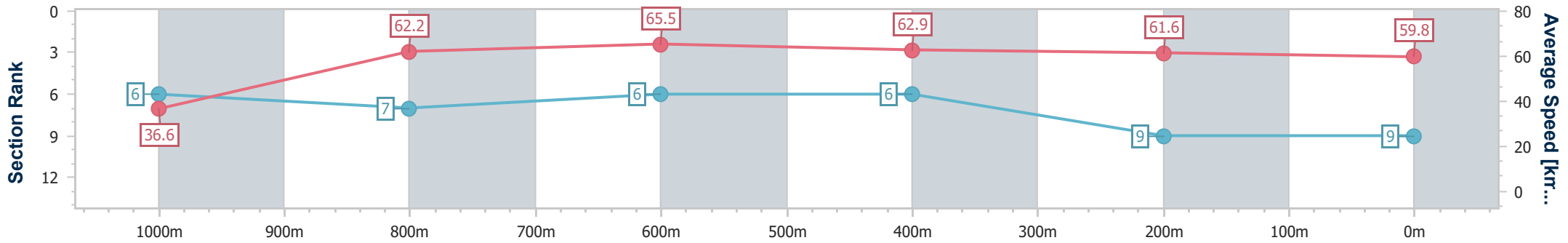
Horse/Jockey Name	Deguello
Final Rank	9
Fastest Section Time (Section)	0:04.95 (Overall)
Top Speed [km/h] (Section)	66.8 (800m)
Race State	Finished



Mackay QLD Professional
 Race 2: BECOME A MEMBER MTC Maiden Handicap - 1050m
 14 December 2024 - 13:55
 Track Rating: Soft 5, Weather: Overcast, Rail Position: True



Section	Overall	1000m	800m	600m	400m	200m
Section Times	1:02.72 [9] (0:04.95)	0:57.77 [6] (0:11.66)	0:46.11 [7] (0:10.98)	0:35.13 [6] (0:11.36)	0:23.77 [6] (0:11.75)	0:12.02 [9] (0:12.02)
Average Speed [km/h]	36.6	62.2	65.5	62.9	61.6	59.8
Top Speed [km/h]	52.1	65.7	66.8	64.9	63.2	62.3
Avg. Dist. to Rail [m]	5.1	3.7	0.5	1.1	3.7	3.0
Avg. Stride Freq. [Hz]	1.9	2.4	2.4	2.4	2.4	2.4
Avg. Stride Length [m]	5.2	7.1	7.7	7.4	7.3	7.1



- [] Ranking at each section and finish
- .-.- No data available at this section
- NA No data available



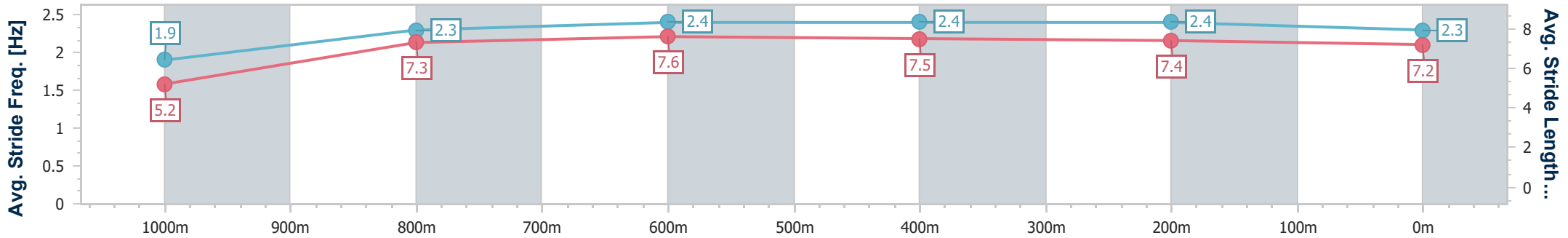
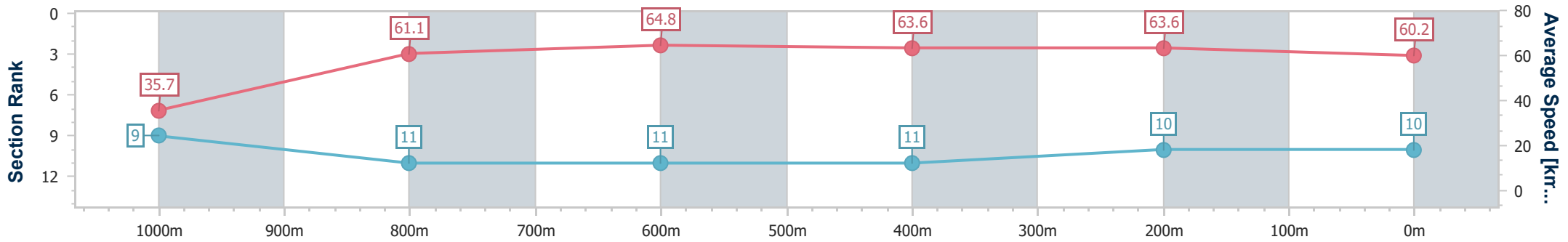
Horse/Jockey Name	Polly Hoffa
Final Rank	10
Fastest Section Time (Section)	0:05.11 (Overall)
Top Speed [km/h] (Section)	65.7 (800m)
Race State	Finished



Mackay QLD Professional
 Race 2: BECOME A MEMBER MTC Maiden Handicap - 1050m
 14 December 2024 - 13:55
 Track Rating: Soft 5, Weather: Overcast, Rail Position: True



Section	Overall	1000m	800m	600m	400m	200m
Section Times	1:02.78 [10] (0:05.11)	0:57.67 [9] (0:11.85)	0:45.82 [11] (0:11.18)	0:34.64 [11] (0:11.35)	0:23.29 [11] (0:11.33)	0:11.96 [10] (0:11.96)
Average Speed [km/h]	35.7	61.1	64.8	63.6	63.6	60.2
Top Speed [km/h]	51.8	65.3	65.7	64.6	65.2	64.9
Avg. Dist. to Rail [m]	5.1	4.5	0.9	0.6	3.1	2.2
Avg. Stride Freq. [Hz]	1.9	2.3	2.4	2.4	2.4	2.3
Avg. Stride Length [m]	5.2	7.3	7.6	7.5	7.4	7.2



- [] Ranking at each section and finish
- .-.- No data available at this section
- NA No data available



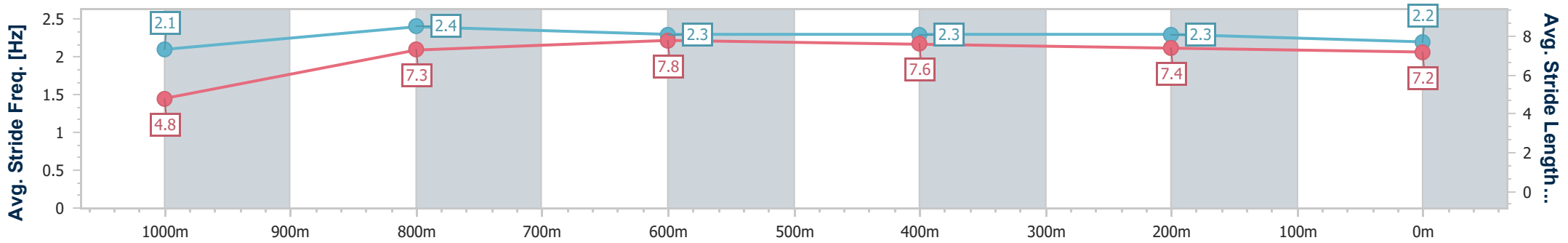
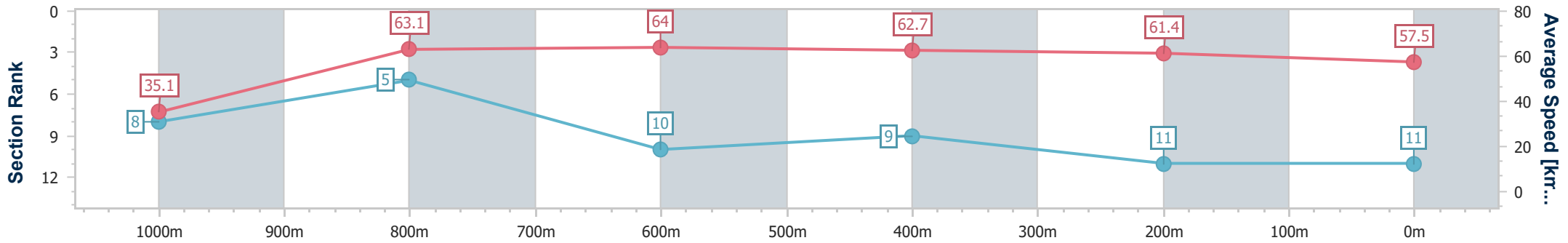
Horse/Jockey Name	Diamond Degree
Final Rank	11
Fastest Section Time (Section)	0:05.10 (Overall)
Top Speed [km/h] (Section)	66.9 (1000m)
Race State	Finished



Mackay QLD Professional
 Race 2: BECOME A MEMBER MTC Maiden Handicap - 1050m
 14 December 2024 - 13:55
 Track Rating: Soft 5, Weather: Overcast, Rail Position: True



Section	Overall	1000m	800m	600m	400m	200m
Section Times	1:03.50 [11] (0:05.10)	0:58.40 [8] (0:11.41)	0:46.99 [5] (0:11.28)	0:35.71 [10] (0:11.49)	0:24.22 [9] (0:11.68)	0:12.54 [11] (0:12.54)
Average Speed [km/h]	35.1	63.1	64.0	62.7	61.4	57.5
Top Speed [km/h]	51.4	66.9	65.6	64.4	62.3	62.4
Avg. Dist. to Rail [m]	1.2	0.8	0.3	0.2	1.0	2.7
Avg. Stride Freq. [Hz]	2.1	2.4	2.3	2.3	2.3	2.2
Avg. Stride Length [m]	4.8	7.3	7.8	7.6	7.4	7.2



- [] Ranking at each section and finish
- .-.- No data available at this section
- NA No data available



Mackay QLD Professional

Race 3: LADBROKES RACING CLUB Class 6 Plate - 1100m



MACKAY TURF CLUB
Ooralea Racecourse

14 December 2024 - 14:28

Track Rating: Soft 5, Weather: Overcast, Rail Position: True

Section		Overall	1000m	800m	600m	400m	200m	Last 600m					
Field Times		1:03.96 (0:07.86)	0:56.10 (0:10.61)	0:45.49 (0:10.59)	0:34.90 (0:11.46)	0:23.44 (0:11.48)	0:11.96 (0:11.96)	0:34.90					
Rank	TAB Horse/Jockey	Barrier	Top Speed [km/h]	Fastest Section	Margin							Distance Travelled [m]	
1	1 IN EVIDENCE Ashley Butler	3	69.5 1000m	0:08.11 Overall	1:03.96 [1] (0:08.11)	0:55.85 [5] (0:10.98)	0:44.87 [5] (0:10.81)	0:34.06 [5] (0:11.15)	0:22.91 [5] (0:11.29)	0:11.62 [4] (0:11.62)	1:03.96	0:34.06	
2	7 RICH DIVINITY Nikki Olzard	1	68.5 800m	0:07.89 Overall	1:04.13 [2] (0:07.89)	0:56.24 [3] (0:10.83)	0:45.41 [3] (0:10.75)	0:34.66 [3] (0:11.24)	0:23.42 [3] (0:11.46)	0:11.96 [3] (0:11.96)	1.04L	0:34.66	+1
3	2 LEADERSHIP SPILL Leah Martyn	7	69.7 1000m	0:07.86 Overall	1:04.30 [3] (0:07.86)	0:56.44 [2] (0:10.71)	0:45.73 [2] (0:10.70)	0:35.03 [2] (0:11.33)	0:23.70 [2] (0:11.40)	0:12.30 [1] (0:12.30)	2.01L	0:35.03	+8
4	3 BARNEY RABBLE Raul Silvera Olivera	4	69.5 1000m	0:07.86 Overall	1:04.54 [4] (0:07.86)	0:56.68 [1] (0:10.61)	0:46.07 [1] (0:10.59)	0:35.48 [1] (0:11.46)	0:24.02 [1] (0:11.50)	0:12.52 [2] (0:12.52)	3.42L	0:35.48	+2
5	9 QUEENSLANDER Jackson Murphy	6	68.9 800m	0:08.30 Overall	1:04.59 [5] (0:08.30)	0:56.29 [6] (0:11.11)	0:45.18 [6] (0:10.70)	0:34.48 [6] (0:11.06)	0:23.42 [6] (0:11.50)	0:11.92 [6] (0:11.92)	3.74L	0:34.48	+2
6	6 SCANTOON Adrian Layt	5	68.2 800m	0:08.61 Overall	1:04.97 [6] (0:08.61)	0:56.36 [8] (0:10.96)	0:45.40 [7] (0:10.77)	0:34.63 [7] (0:11.24)	0:23.39 [8] (0:11.24)	0:12.15 [7] (0:12.15)	5.94L	0:34.63	+1
7	8 TERMINUS Zac Sprie	2	67.6 800m	0:08.48 Overall	1:05.03 [7] (0:08.48)	0:56.55 [7] (0:11.15)	0:45.40 [8] (0:10.80)	0:34.60 [8] (0:11.01)	0:23.59 [7] (0:11.41)	0:12.18 [8] (0:12.18)	6.33L	0:34.60	-14
8	5 THUNDER MOON Shae Nielson	8	69.5 1000m	0:07.91 Overall	1:05.09 [8] (0:07.91)	0:57.18 [4] (0:10.85)	0:46.33 [4] (0:10.82)	0:35.51 [4] (0:11.28)	0:24.23 [4] (0:11.69)	0:12.54 [5] (0:12.54)	6.63L	0:35.51	+5

Scratched: Jungle Beat (#4)



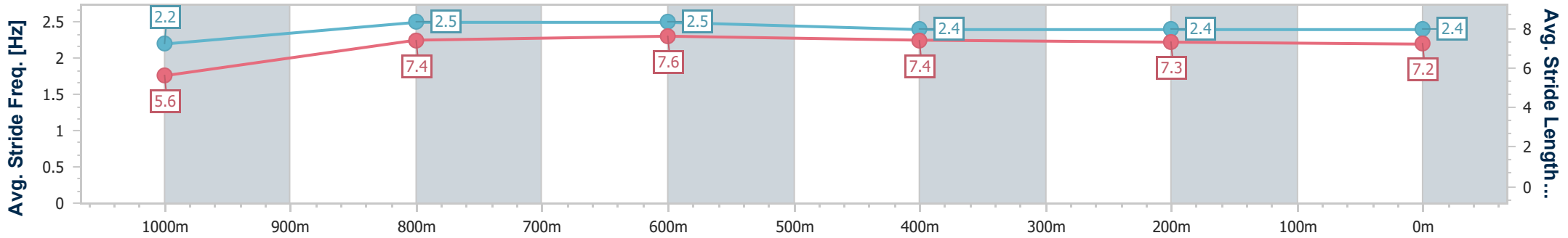
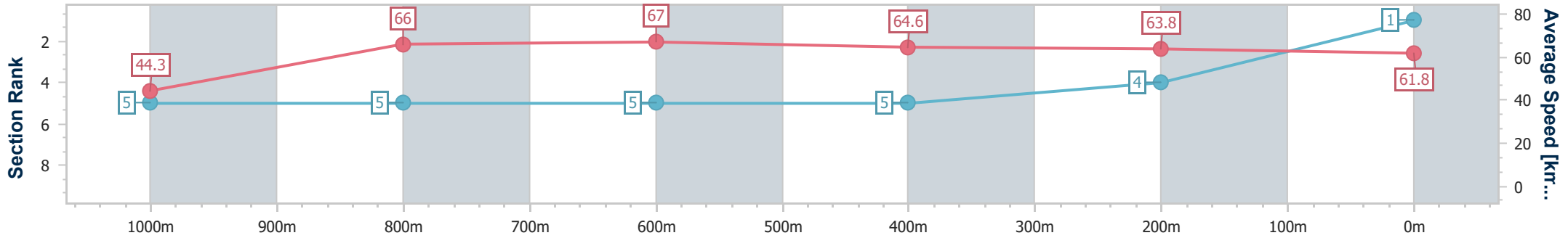
Horse/Jockey Name	In Evidence
Final Rank	1
Fastest Section Time (Section)	0:08.11 (Overall)
Top Speed [km/h] (Section)	69.5 (1000m)
Race State	Finished



Mackay QLD Professional
 Race 3: LADBROKES RACING CLUB Class 6 Plate - 1100m
 14 December 2024 - 14:28
 Track Rating: Soft 5, Weather: Overcast, Rail Position: True



Section	Overall	1000m	800m	600m	400m	200m
Section Times	1:03.96 [1] (0:08.11)	0:55.85 [5] (0:10.98)	0:44.87 [5] (0:10.81)	0:34.06 [5] (0:11.15)	0:22.91 [5] (0:11.29)	0:11.62 [4]
Average Speed [km/h]	44.3	66.0	67.0	64.6	63.8	61.8
Top Speed [km/h]	62.5	69.5	69.1	67.3	65.2	64.4
Avg. Dist. to Rail [m]	2.9	1.8	2.2	0.3	2.2	4.7
Avg. Stride Freq. [Hz]	2.2	2.5	2.5	2.4	2.4	2.4
Avg. Stride Length [m]	5.6	7.4	7.6	7.4	7.3	7.2



- [] Ranking at each section and finish
- .-.- No data available at this section
- NA No data available



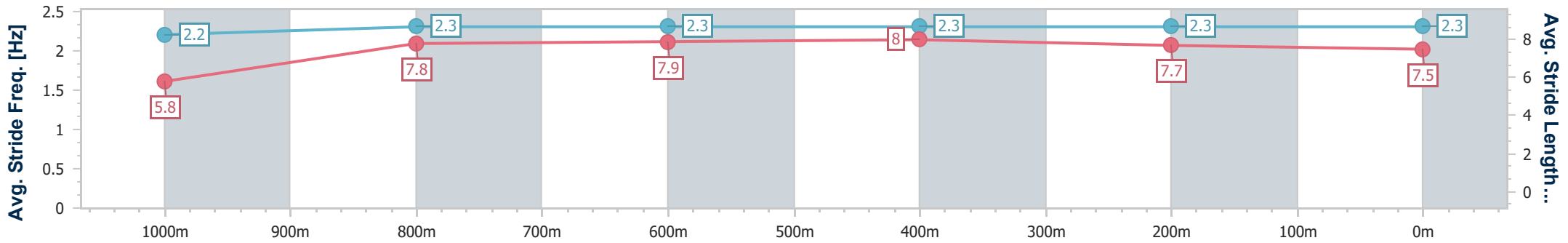
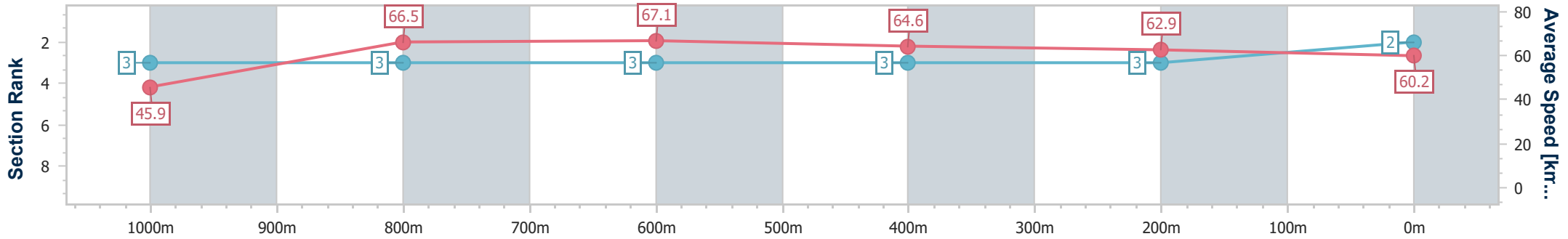
Horse/Jockey Name	Rich Divinity
Final Rank	2
Fastest Section Time (Section)	0:07.89 (Overall)
Top Speed [km/h] (Section)	68.5 (800m)
Race State	Finished



Mackay QLD Professional
 Race 3: LADBROKES RACING CLUB Class 6 Plate - 1100m
 14 December 2024 - 14:28
 Track Rating: Soft 5, Weather: Overcast, Rail Position: True



Section	Overall	1000m	800m	600m	400m	200m
Section Times	1:04.13 [2] (0:07.89)	0:56.24 [3] (0:10.83)	0:45.41 [3] (0:10.75)	0:34.66 [3] (0:11.24)	0:23.42 [3] (0:11.46)	0:11.96 [3]
Average Speed [km/h]	45.9	66.5	67.1	64.6	62.9	60.2
Top Speed [km/h]	64.2	67.3	68.5	66.9	63.4	63.0
Avg. Dist. to Rail [m]	1.6	0.9	0.8	1.0	1.5	1.6
Avg. Stride Freq. [Hz]	2.2	2.3	2.3	2.3	2.3	2.3
Avg. Stride Length [m]	5.8	7.8	7.9	8.0	7.7	7.5



- [] Ranking at each section and finish
- .-.- No data available at this section
- NA No data available



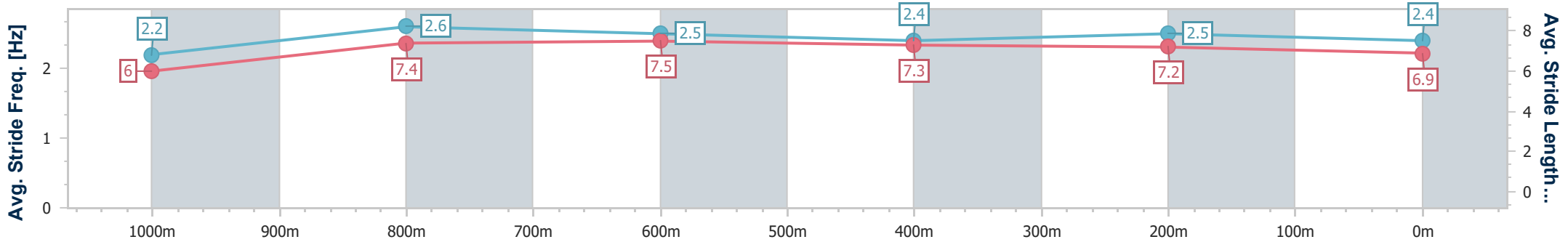
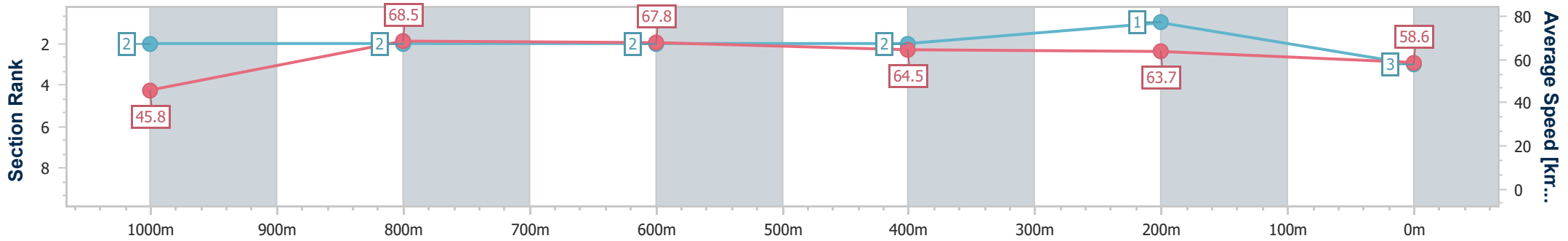
Horse/Jockey Name	Leadership Spill
Final Rank	3
Fastest Section Time (Section)	0:07.86 (Overall)
Top Speed [km/h] (Section)	69.7 (1000m)
Race State	Finished



Mackay QLD Professional
 Race 3: LADBROKES RACING CLUB Class 6 Plate - 1100m
 14 December 2024 - 14:28
 Track Rating: Soft 5, Weather: Overcast, Rail Position: True



Section	Overall	1000m	800m	600m	400m	200m
Section Times	1:04.30 [3] (0:07.86)	0:56.44 [2] (0:10.71)	0:45.73 [2] (0:10.70)	0:35.03 [2] (0:11.33)	0:23.70 [2] (0:11.40)	0:12.30 [1] (0:12.30)
Average Speed [km/h]	45.8	68.5	67.8	64.5	63.7	58.6
Top Speed [km/h]	64.0	69.7	69.1	66.3	64.8	62.4
Avg. Dist. to Rail [m]	7.0	4.7	4.0	2.0	4.8	5.1
Avg. Stride Freq. [Hz]	2.2	2.6	2.5	2.4	2.5	2.4
Avg. Stride Length [m]	6.0	7.4	7.5	7.3	7.2	6.9



- [] Ranking at each section and finish
- .-.- No data available at this section
- NA No data available



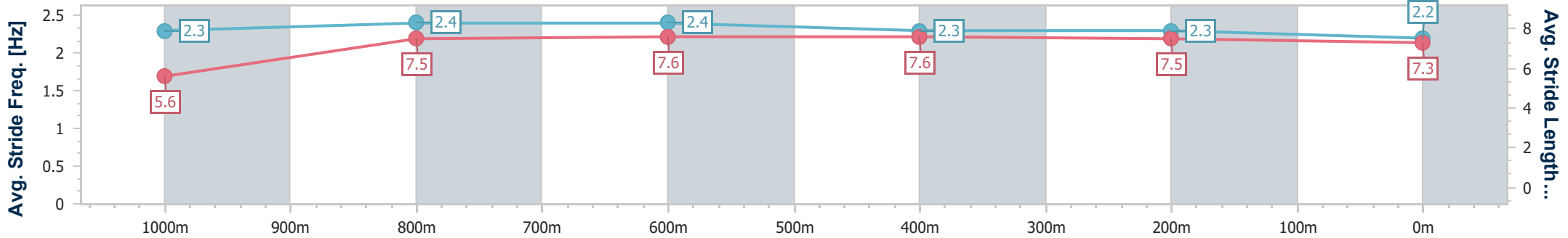
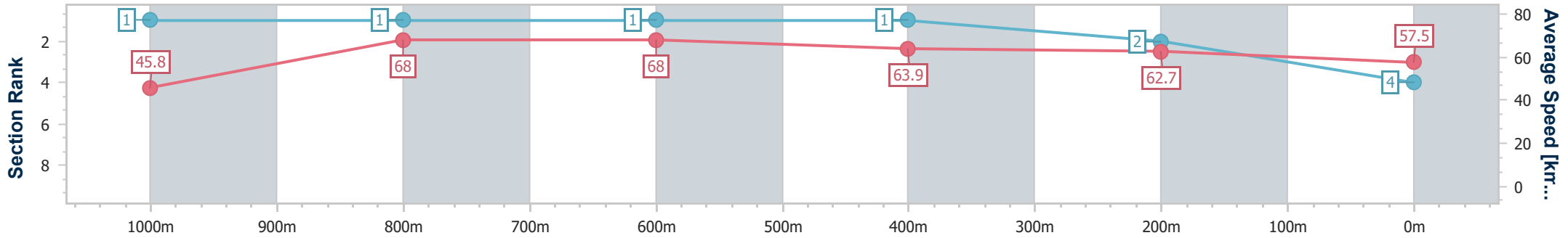
Horse/Jockey Name	Barney Rabble
Final Rank	4
Fastest Section Time (Section)	0:07.86 (Overall)
Top Speed [km/h] (Section)	69.5 (1000m)
Race State	Finished



Mackay QLD Professional
 Race 3: LADBROKES RACING CLUB Class 6 Plate - 1100m
 14 December 2024 - 14:28
 Track Rating: Soft 5, Weather: Overcast, Rail Position: True



Section	Overall	1000m	800m	600m	400m	200m
Section Times	1:04.54 [4] (0:07.86)	0:56.68 [1] (0:10.61)	0:46.07 [1] (0:10.59)	0:35.48 [1] (0:11.46)	0:24.02 [1] (0:11.50)	0:12.52 [2] (0:12.52)
Average Speed [km/h]	45.8	68.0	68.0	63.9	62.7	57.5
Top Speed [km/h]	64.1	69.5	69.3	65.9	63.1	61.8
Avg. Dist. to Rail [m]	5.0	1.5	0.8	1.8	1.9	2.9
Avg. Stride Freq. [Hz]	2.3	2.4	2.4	2.3	2.3	2.2
Avg. Stride Length [m]	5.6	7.5	7.6	7.6	7.5	7.3



- [] Ranking at each section and finish
- .-.- No data available at this section
- NA No data available



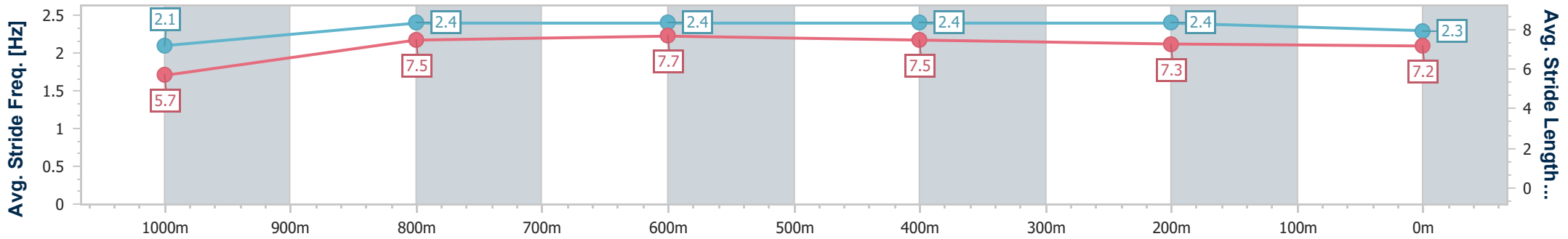
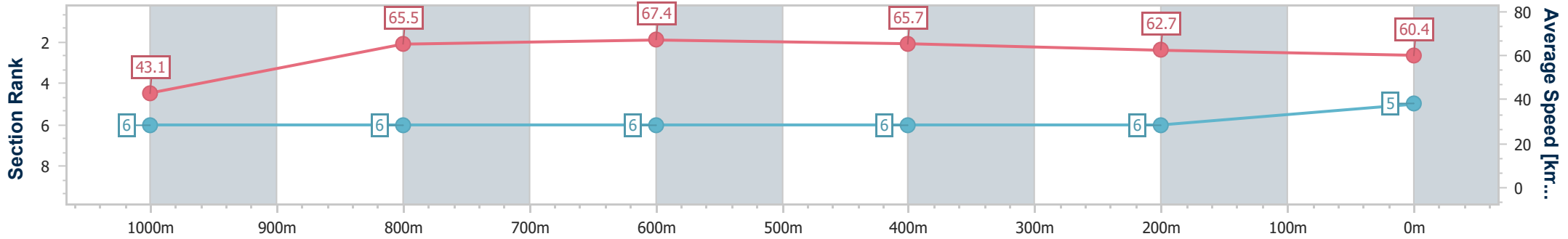
Horse/Jockey Name	Queenslander
Final Rank	5
Fastest Section Time (Section)	0:08.30 (Overall)
Top Speed [km/h] (Section)	68.9 (800m)
Race State	Finished



Mackay QLD Professional
 Race 3: LADBROKES RACING CLUB Class 6 Plate - 1100m
 14 December 2024 - 14:28
 Track Rating: Soft 5, Weather: Overcast, Rail Position: True



Section	Overall	1000m	800m	600m	400m	200m
Section Times	1:04.59 [5] (0:08.30)	0:56.29 [6] (0:11.11)	0:45.18 [6] (0:10.70)	0:34.48 [6] (0:11.06)	0:23.42 [6] (0:11.50)	0:11.92 [6] (0:11.92)
Average Speed [km/h]	43.1	65.5	67.4	65.7	62.7	60.4
Top Speed [km/h]	61.8	68.0	68.9	68.0	64.2	64.2
Avg. Dist. to Rail [m]	5.9	2.6	1.7	1.0	4.2	6.3
Avg. Stride Freq. [Hz]	2.1	2.4	2.4	2.4	2.4	2.3
Avg. Stride Length [m]	5.7	7.5	7.7	7.5	7.3	7.2



- [] Ranking at each section and finish
- .-.- No data available at this section
- NA No data available



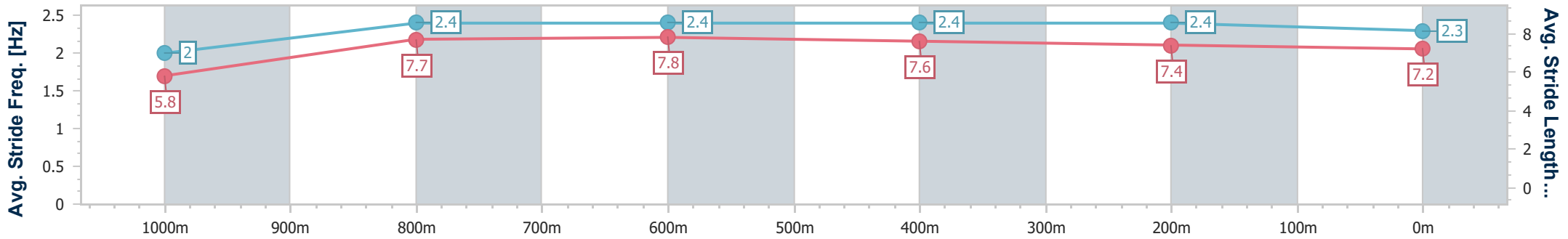
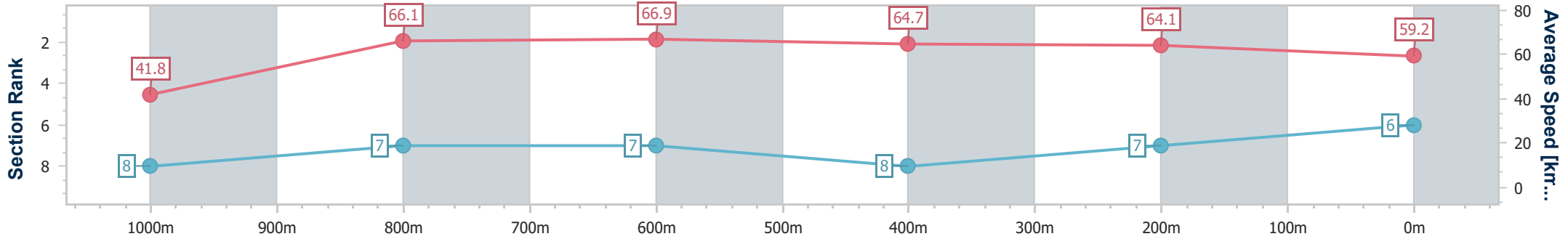
Horse/Jockey Name	Scantoon
Final Rank	6
Fastest Section Time (Section)	0:08.61 (Overall)
Top Speed [km/h] (Section)	68.2 (800m)
Race State	Finished



Mackay QLD Professional
 Race 3: LADBROKES RACING CLUB Class 6 Plate - 1100m
 14 December 2024 - 14:28
 Track Rating: Soft 5, Weather: Overcast, Rail Position: True



Section	Overall	1000m	800m	600m	400m	200m
Section Times	1:04.97 [6] (0:08.61)	0:56.36 [8] (0:10.96)	0:45.40 [7] (0:10.77)	0:34.63 [7] (0:11.24)	0:23.39 [8] (0:11.24)	0:12.15 [7] (0:12.15)
Average Speed [km/h]	41.8	66.1	66.9	64.7	64.1	59.2
Top Speed [km/h]	60.2	67.9	68.2	65.9	65.4	64.3
Avg. Dist. to Rail [m]	4.2	1.0	0.9	1.0	2.6	3.6
Avg. Stride Freq. [Hz]	2.0	2.4	2.4	2.4	2.4	2.3
Avg. Stride Length [m]	5.8	7.7	7.8	7.6	7.4	7.2



- [] Ranking at each section and finish
- .-.- No data available at this section
- NA No data available



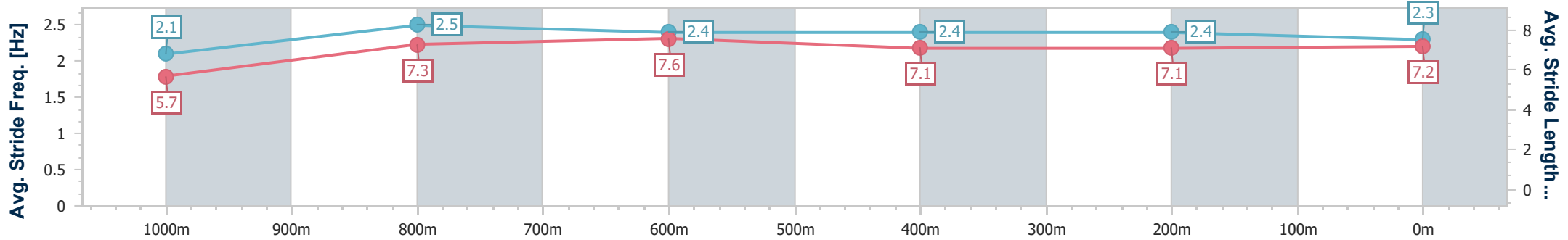
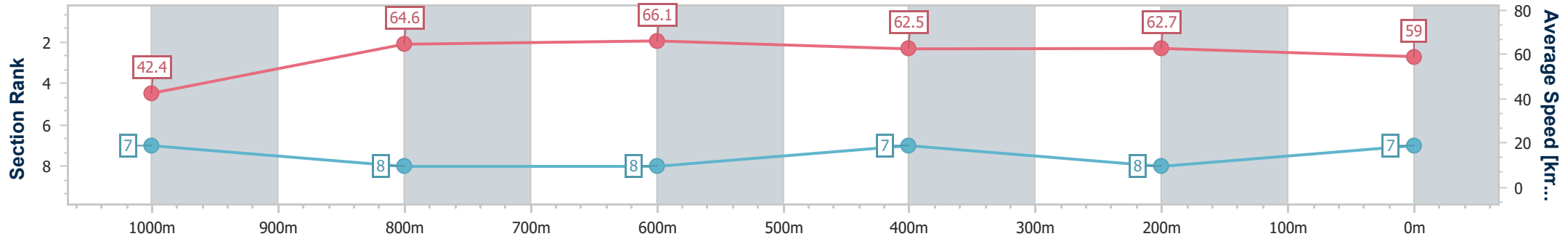
Horse/Jockey Name	Terminus
Final Rank	7
Fastest Section Time (Section)	0:08.48 (Overall)
Top Speed [km/h] (Section)	67.6 (800m)
Race State	Finished



Mackay QLD Professional
 Race 3: LADBROKES RACING CLUB Class 6 Plate - 1100m
 14 December 2024 - 14:28
 Track Rating: Soft 5, Weather: Overcast, Rail Position: True



Section	Overall	1000m	800m	600m	400m	200m
Section Times	1:05.03 [7] (0:08.48)	0:56.55 [7] (0:11.15)	0:45.40 [8] (0:10.80)	0:34.60 [8] (0:11.01)	0:23.59 [7] (0:11.41)	0:12.18 [8] (0:12.18)
Average Speed [km/h]	42.4	64.6	66.1	62.5	62.7	59.0
Top Speed [km/h]	60.5	66.5	67.6	65.1	63.1	62.8
Avg. Dist. to Rail [m]	2.3	0.3	1.3	5.9	1.6	1.4
Avg. Stride Freq. [Hz]	2.1	2.5	2.4	2.4	2.4	2.3
Avg. Stride Length [m]	5.7	7.3	7.6	7.1	7.1	7.2



- [] Ranking at each section and finish
- .-.- No data available at this section
- NA No data available



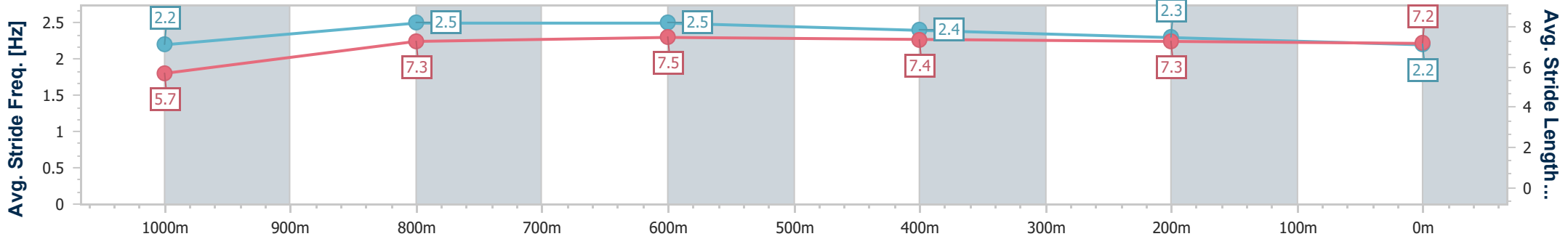
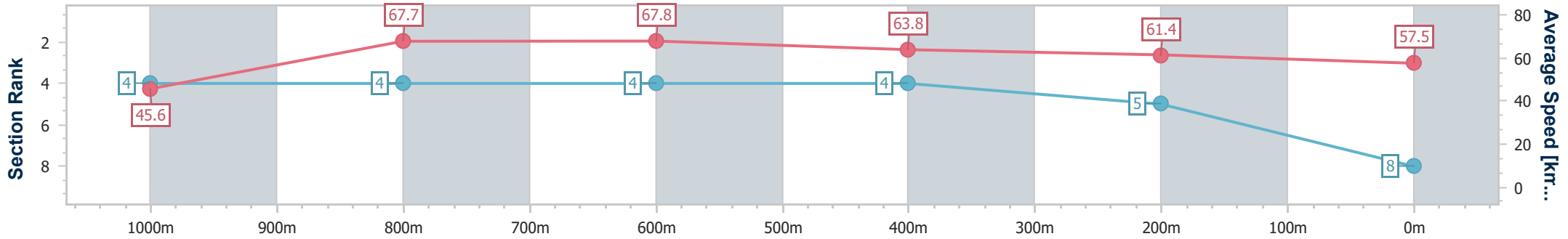
Horse/Jockey Name	Thunder Moon
Final Rank	8
Fastest Section Time (Section)	0:07.91 (Overall)
Top Speed [km/h] (Section)	69.5 (1000m)
Race State	Finished



Mackay QLD Professional
 Race 3: LADBROKES RACING CLUB Class 6 Plate - 1100m
 14 December 2024 - 14:28
 Track Rating: Soft 5, Weather: Overcast, Rail Position: True



Section	Overall	1000m	800m	600m	400m	200m
Section Times	1:05.09 [8] (0:07.91)	0:57.18 [4] (0:10.85)	0:46.33 [4] (0:10.82)	0:35.51 [4] (0:11.28)	0:24.23 [4] (0:11.69)	0:12.54 [5] (0:12.54)
Average Speed [km/h]	45.6	67.7	67.8	63.8	61.4	57.5
Top Speed [km/h]	65.0	69.5	69.3	66.1	63.0	62.1
Avg. Dist. to Rail [m]	8.6	7.3	5.8	0.7	2.7	4.6
Avg. Stride Freq. [Hz]	2.2	2.5	2.5	2.4	2.3	2.2
Avg. Stride Length [m]	5.7	7.3	7.5	7.4	7.3	7.2



- [] Ranking at each section and finish
- .-.- No data available at this section
- NA No data available



Mackay QLD Professional
Race 4: RACING AGAIN MONDAY 23RD DECEMBER BENCHMARK 62
Handicap - 1200m
14 December 2024 - 15:02



Track Rating: Soft 5, Weather: Overcast, Rail Position: True

Section		Overall	1000m	800m	600m	400m	200m	Last 600m					
Field Times		1:10.46 (0:13.34)	0:57.12 (0:10.73)	0:46.39 (0:11.29)	0:35.10 (0:11.50)	0:23.60 (0:11.51)	0:12.09 (0:12.09)	0:35.10					
Rank	TAB Horse/Jockey	Barrier	Top Speed [km/h]	Fastest Section								Margin	Distance Travelled [m]
1	5 CAVENTE Warwick Satherley	4	68.5 1000m	0:10.72 1000m	1:10.46 [1] (0:13.67)	0:56.79 [6] (0:10.72)	0:46.07 [4] (0:11.26)	0:34.81 [4] (0:11.49)	0:23.32 [5] (0:11.46)	0:11.86 [3] (0:11.86)	1:10.46	0:34.81	
2	1 TRICKETEER Leah Martyn	5	68.2 1000m	0:10.73 1000m	1:10.57 [2] (0:13.34)	0:57.23 [1] (0:10.73)	0:46.50 [1] (0:11.35)	0:35.15 [2] (0:11.44)	0:23.71 [1] (0:11.51)	0:12.20 [1] (0:12.20)	0.63L	0:35.15	+3
3	6 ROC DE RUSSIAN Nikki Olzard	2	67.1 1000m	0:10.84 1000m	1:10.83 [3] (0:13.56)	0:57.27 [5] (0:10.84)	0:46.43 [5] (0:11.27)	0:35.16 [5] (0:11.40)	0:23.76 [4] (0:11.53)	0:12.23 [4] (0:12.23)	2.14L	0:35.16	-5
4	7 NINE CARATS Raul Silvera Olivera	6	69.4 1000m	0:10.65 1000m	1:10.89 [4] (0:13.76)	0:57.13 [7] (0:10.65)	0:46.48 [6] (0:11.47)	0:35.01 [8] (0:11.68)	0:23.33 [8] (0:11.43)	0:11.90 [7] (0:11.90)	2.5L	0:35.01	+3
5	4 AIDENABET Scott Sheargold	3	69.5 1000m	0:10.59 1000m	1:11.00 [5] (0:13.52)	0:57.48 [4] (0:10.59)	0:46.89 [2] (0:11.25)	0:35.64 [1] (0:11.51)	0:24.13 [2] (0:11.51)	0:12.62 [2] (0:12.62)	3.2L	0:35.64	-2
6	2 JUNGLE BEAT Jackson Murphy	8	67.7 1000m	0:10.89 1000m	1:11.10 [6] (0:13.52)	0:57.58 [3] (0:10.89)	0:46.69 [7] (0:11.33)	0:35.36 [6] (0:11.49)	0:23.87 [6] (0:11.60)	0:12.27 [6] (0:12.27)	3.78L	0:35.36	+0
7	3 CHILLI PALMER Tasha Chambers	7	68.3 1000m	0:10.77 1000m	1:11.47 [7] (0:13.48)	0:57.99 [2] (0:10.77)	0:47.22 [3] (0:11.33)	0:35.89 [3] (0:11.38)	0:24.51 [3] (0:11.75)	0:12.76 [5] (0:12.76)	5.93L	0:35.89	+0
8	8 JUST FRANK Zac Sprie	1	66.9 1000m	0:10.93 1000m	1:11.52 [8] (0:13.76)	0:57.76 [8] (0:10.93)	0:46.83 [8] (0:11.18)	0:35.65 [7] (0:11.61)	0:24.04 [7] (0:11.79)	0:12.25 [8] (0:12.25)	6.2L	0:35.65	-3

[] Ranking at each section and finish
 -:-:- No data available at this section
 NA No data available

SCN Saddle cloth number
 DNF Did not finish
 DNT Did not track



Horse/Jockey Name	Cavente
Final Rank	1
Fastest Section Time (Section)	0:10.72 (1000m)
Top Speed [km/h] (Section)	68.5 (1000m)
Race State	Finished



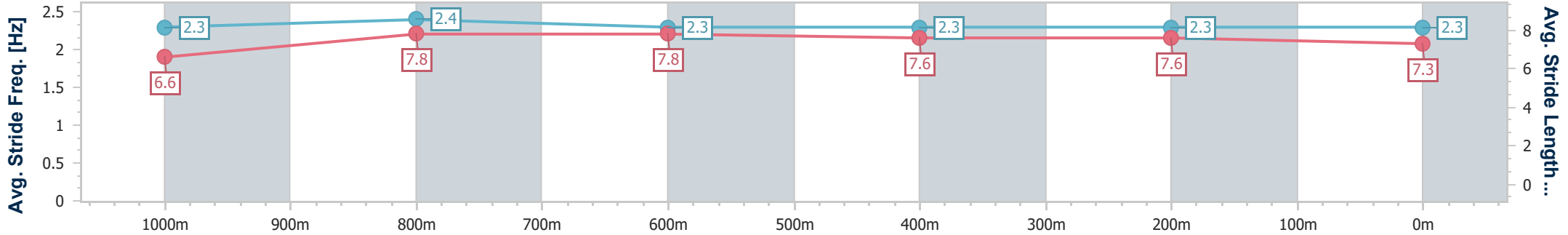
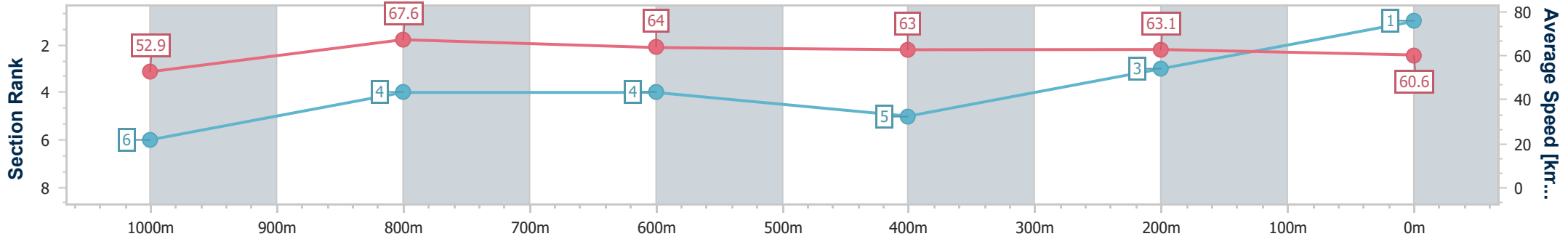
Mackay QLD Professional
Race 4: RACING AGAIN MONDAY 23RD DECEMBER
BENCHMARK 62 Handicap - 1200m



14 December 2024 - 15:02

Track Rating: Soft 5, Weather: Overcast, Rail Position: True

Section	Overall	1000m	800m	600m	400m	200m
Section Times	1:10.46 [1] (0:13.67)	0:56.79 [6] (0:10.72)	0:46.07 [4] (0:11.26)	0:34.81 [4] (0:11.49)	0:23.32 [5] (0:11.46)	0:11.86 [3] (0:11.86)
Average Speed [km/h]	52.9	67.6	64.0	63.0	63.1	60.6
Top Speed [km/h]	67.7	68.5	65.4	64.1	63.8	63.7
Avg. Dist. to Rail [m]	5.1	1.3	0.6	0.8	3.2	4.2
Avg. Stride Freq. [Hz]	2.3	2.4	2.3	2.3	2.3	2.3
Avg. Stride Length [m]	6.6	7.8	7.8	7.6	7.6	7.3



- [] Ranking at each section and finish
- .-.- No data available at this section
- NA No data available



Horse/Jockey Name	Tricketeer
Final Rank	2
Fastest Section Time (Section)	0:10.73 (1000m)
Top Speed [km/h] (Section)	68.2 (1000m)
Race State	Finished



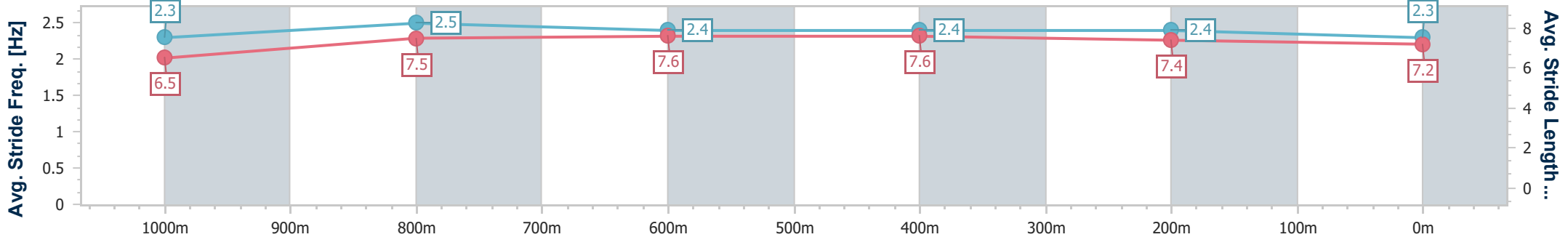
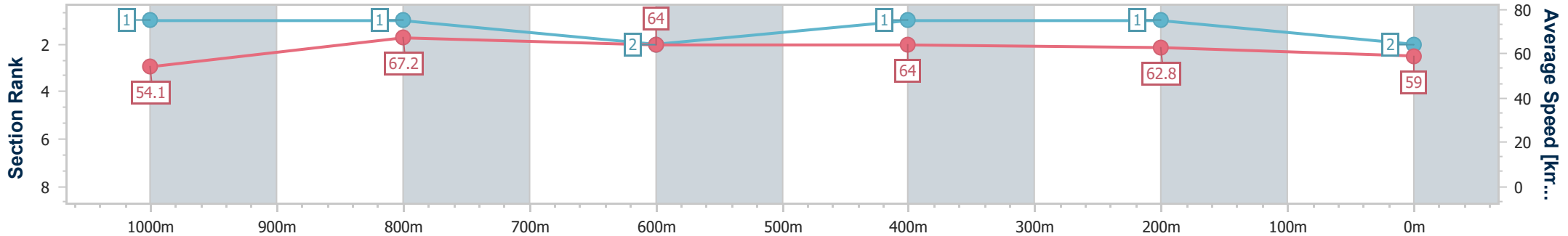
Mackay QLD Professional
Race 4: RACING AGAIN MONDAY 23RD DECEMBER
BENCHMARK 62 Handicap - 1200m



14 December 2024 - 15:02

Track Rating: Soft 5, Weather: Overcast, Rail Position: True

Section	Overall	1000m	800m	600m	400m	200m
Section Times	1:10.57 [2] (0:13.34)	0:57.23 [1] (0:10.73)	0:46.50 [1] (0:11.35)	0:35.15 [2] (0:11.44)	0:23.71 [1] (0:11.51)	0:12.20 [1] (0:12.20)
Average Speed [km/h]	54.1	67.2	64.0	64.0	62.8	59.0
Top Speed [km/h]	67.8	68.2	65.9	65.4	65.1	61.9
Avg. Dist. to Rail [m]	3.6	0.9	3.2	2.1	2.8	2.7
Avg. Stride Freq. [Hz]	2.3	2.5	2.4	2.4	2.4	2.3
Avg. Stride Length [m]	6.5	7.5	7.6	7.6	7.4	7.2



- [] Ranking at each section and finish
- .-.- No data available at this section
- NA No data available



Horse/Jockey Name	Roc De Russian
Final Rank	3
Fastest Section Time (Section)	0:10.84 (1000m)
Top Speed [km/h] (Section)	67.1 (1000m)
Race State	Finished



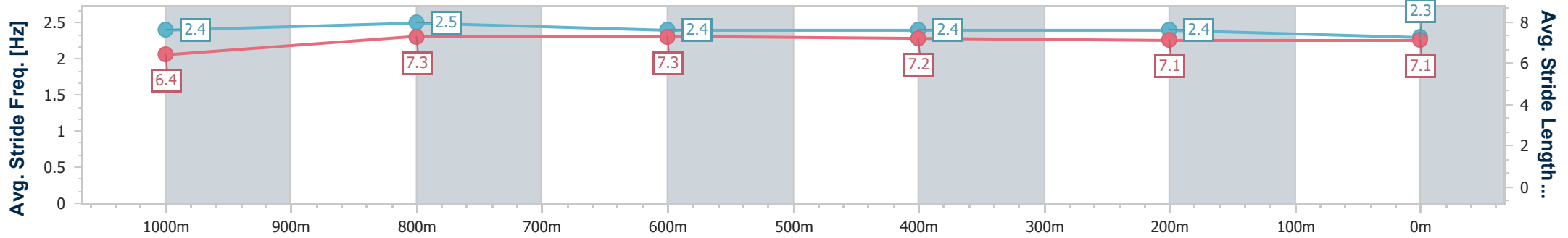
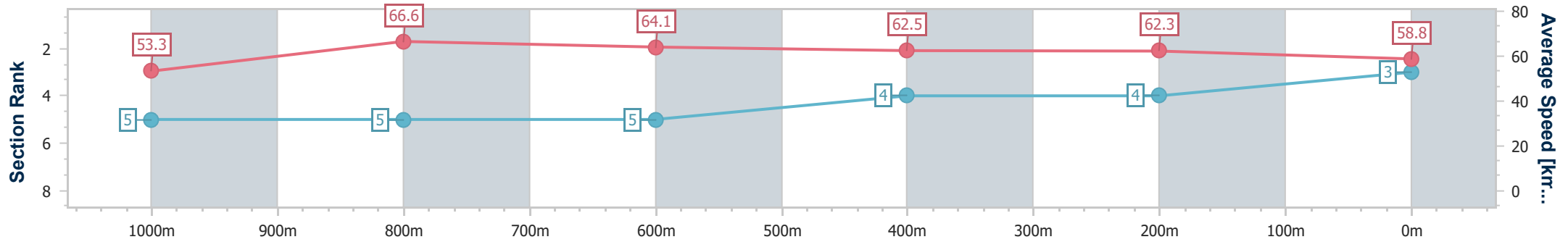
Mackay QLD Professional
Race 4: RACING AGAIN MONDAY 23RD DECEMBER
BENCHMARK 62 Handicap - 1200m



14 December 2024 - 15:02

Track Rating: Soft 5, Weather: Overcast, Rail Position: True

Section	Overall	1000m	800m	600m	400m	200m
Section Times	1:10.83 [3] (0:13.56)	0:57.27 [5] (0:10.84)	0:46.43 [5] (0:11.27)	0:35.16 [5] (0:11.40)	0:23.76 [4] (0:11.53)	0:12.23 [4] (0:12.23)
Average Speed [km/h]	53.3	66.6	64.1	62.5	62.3	58.8
Top Speed [km/h]	65.7	67.1	65.4	63.3	63.0	61.6
Avg. Dist. to Rail [m]	2.2	1.1	1.7	1.2	1.0	2.3
Avg. Stride Freq. [Hz]	2.4	2.5	2.4	2.4	2.4	2.3
Avg. Stride Length [m]	6.4	7.3	7.3	7.2	7.1	7.1



- [] Ranking at each section and finish
- .-.- No data available at this section
- NA No data available



Horse/Jockey Name	Nine Carats
Final Rank	4
Fastest Section Time (Section)	0:10.65 (1000m)
Top Speed [km/h] (Section)	69.4 (1000m)
Race State	Finished



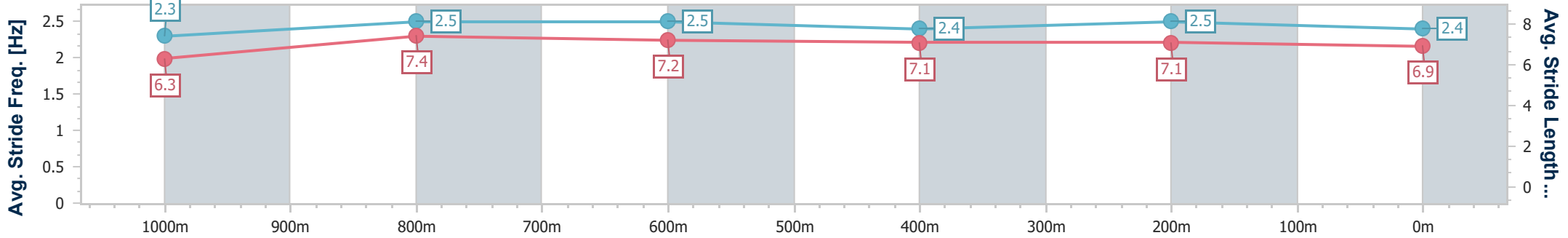
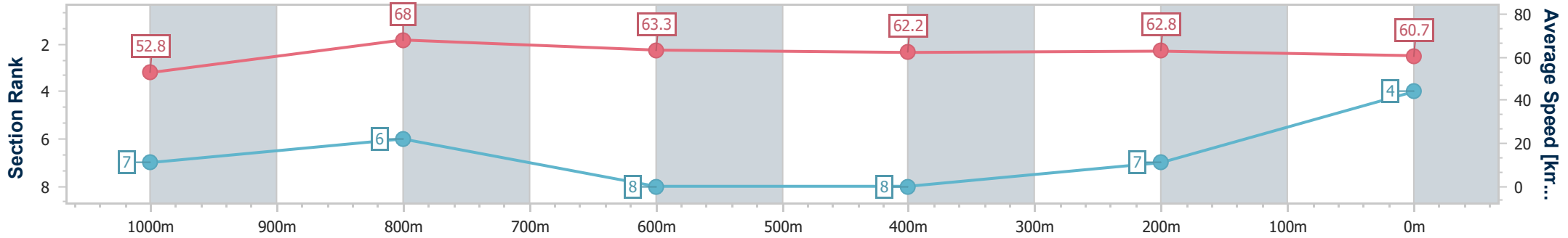
Mackay QLD Professional
Race 4: RACING AGAIN MONDAY 23RD DECEMBER
BENCHMARK 62 Handicap - 1200m



14 December 2024 - 15:02

Track Rating: Soft 5, Weather: Overcast, Rail Position: True

Section	Overall	1000m	800m	600m	400m	200m
Section Times	1:10.89 [4] (0:13.76)	0:57.13 [7] (0:10.65)	0:46.48 [6] (0:11.47)	0:35.01 [8] (0:11.68)	0:23.33 [8] (0:11.43)	0:11.90 [7] (0:11.90)
Average Speed [km/h]	52.8	68.0	63.3	62.2	62.8	60.7
Top Speed [km/h]	67.7	69.4	66.1	63.6	63.9	63.2
Avg. Dist. to Rail [m]	6.0	2.2	3.3	0.9	1.0	3.4
Avg. Stride Freq. [Hz]	2.3	2.5	2.5	2.4	2.5	2.4
Avg. Stride Length [m]	6.3	7.4	7.2	7.1	7.1	6.9



- [] Ranking at each section and finish
- .-.- No data available at this section
- NA No data available



Horse/Jockey Name	Aidenabet
Final Rank	5
Fastest Section Time (Section)	0:10.59 (1000m)
Top Speed [km/h] (Section)	69.5 (1000m)
Race State	Finished



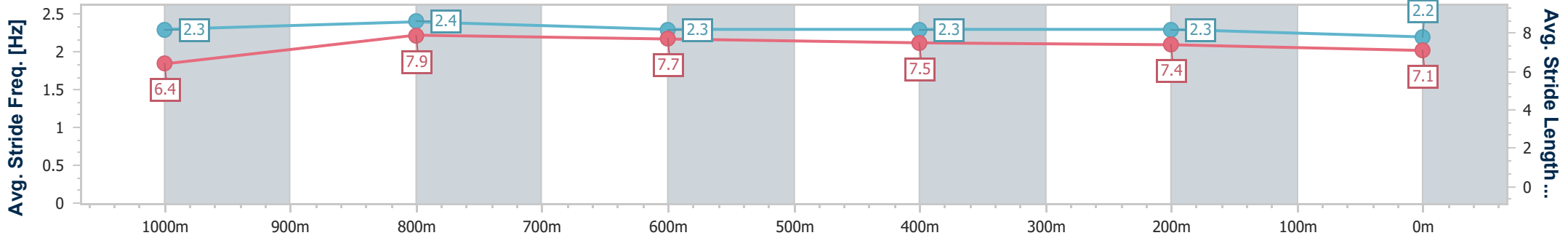
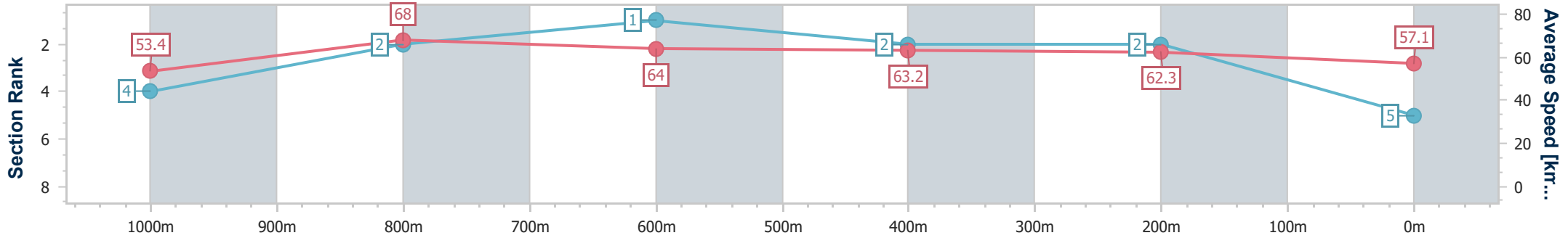
Mackay QLD Professional
Race 4: RACING AGAIN MONDAY 23RD DECEMBER
BENCHMARK 62 Handicap - 1200m



14 December 2024 - 15:02

Track Rating: Soft 5, Weather: Overcast, Rail Position: True

Section	Overall	1000m	800m	600m	400m	200m
Section Times	1:11.00 [5] (0:13.52)	0:57.48 [4] (0:10.59)	0:46.89 [2] (0:11.25)	0:35.64 [1] (0:11.51)	0:24.13 [2] (0:11.51)	0:12.62 [2] (0:12.62)
Average Speed [km/h]	53.4	68.0	64.0	63.2	62.3	57.1
Top Speed [km/h]	68.7	69.5	65.7	64.7	64.8	60.5
Avg. Dist. to Rail [m]	3.1	0.5	0.6	1.4	0.9	1.1
Avg. Stride Freq. [Hz]	2.3	2.4	2.3	2.3	2.3	2.2
Avg. Stride Length [m]	6.4	7.9	7.7	7.5	7.4	7.1



- [] Ranking at each section and finish
- .-.-.- No data available at this section
- NA No data available



Horse/Jockey Name	Jungle Beat
Final Rank	6
Fastest Section Time (Section)	0:10.89 (1000m)
Top Speed [km/h] (Section)	67.7 (1000m)
Race State	Finished



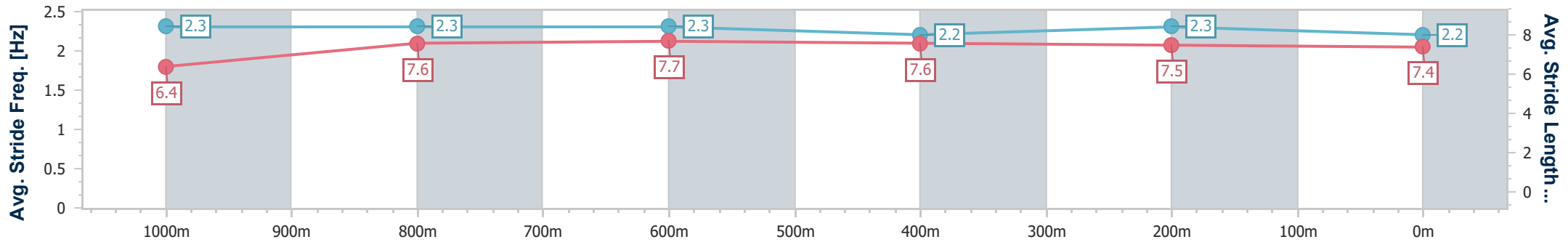
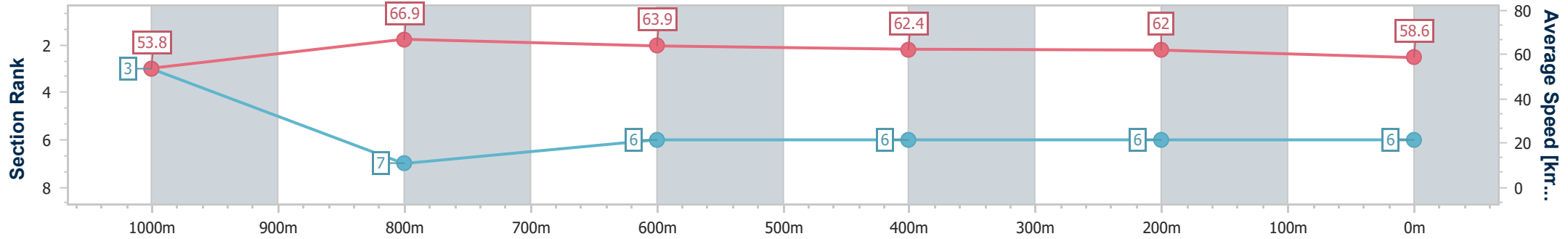
Mackay QLD Professional
Race 4: RACING AGAIN MONDAY 23RD DECEMBER
BENCHMARK 62 Handicap - 1200m



14 December 2024 - 15:02

Track Rating: Soft 5, Weather: Overcast, Rail Position: True

Section	Overall	1000m	800m	600m	400m	200m
Section Times	1:11.10 [6] (0:13.52)	0:57.58 [3] (0:10.89)	0:46.69 [7] (0:11.33)	0:35.36 [6] (0:11.49)	0:23.87 [6] (0:11.60)	0:12.27 [6] (0:12.27)
Average Speed [km/h]	53.8	66.9	63.9	62.4	62.0	58.6
Top Speed [km/h]	67.7	67.7	65.8	63.0	63.0	61.9
Avg. Dist. to Rail [m]	8.0	3.3	2.1	0.9	1.4	4.2
Avg. Stride Freq. [Hz]	2.3	2.3	2.3	2.2	2.3	2.2
Avg. Stride Length [m]	6.4	7.6	7.7	7.6	7.5	7.4



- [] Ranking at each section and finish
- .-.- No data available at this section
- NA No data available



Horse/Jockey Name	Chilli Palmer
Final Rank	7
Fastest Section Time (Section)	0:10.77 (1000m)
Top Speed [km/h] (Section)	68.3 (1000m)
Race State	Finished



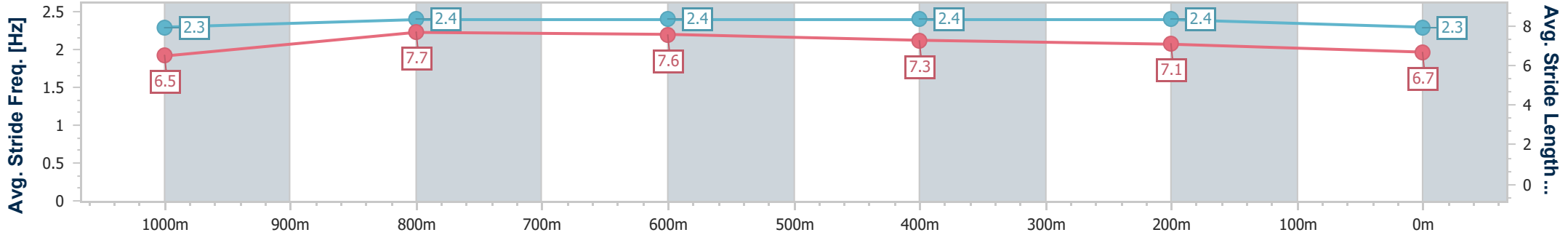
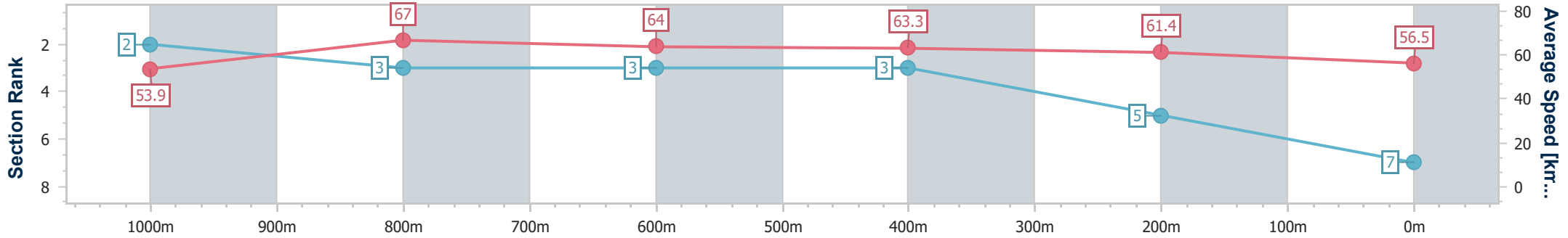
Mackay QLD Professional
Race 4: RACING AGAIN MONDAY 23RD DECEMBER
BENCHMARK 62 Handicap - 1200m



14 December 2024 - 15:02

Track Rating: Soft 5, Weather: Overcast, Rail Position: True

Section	Overall	1000m	800m	600m	400m	200m
Section Times	1:11.47 [7] (0:13.48)	0:57.99 [2] (0:10.77)	0:47.22 [3] (0:11.33)	0:35.89 [3] (0:11.38)	0:24.51 [3] (0:11.75)	0:12.76 [5] (0:12.76)
Average Speed [km/h]	53.9	67.0	64.0	63.3	61.4	56.5
Top Speed [km/h]	67.9	68.3	65.3	63.9	63.2	59.4
Avg. Dist. to Rail [m]	5.6	1.9	1.8	0.5	2.5	4.8
Avg. Stride Freq. [Hz]	2.3	2.4	2.4	2.4	2.4	2.3
Avg. Stride Length [m]	6.5	7.7	7.6	7.3	7.1	6.7



- [] Ranking at each section and finish
- .-.- No data available at this section
- NA No data available



Horse/Jockey Name	Just Frank
Final Rank	8
Fastest Section Time (Section)	0:10.93 (1000m)
Top Speed [km/h] (Section)	66.9 (1000m)
Race State	Finished



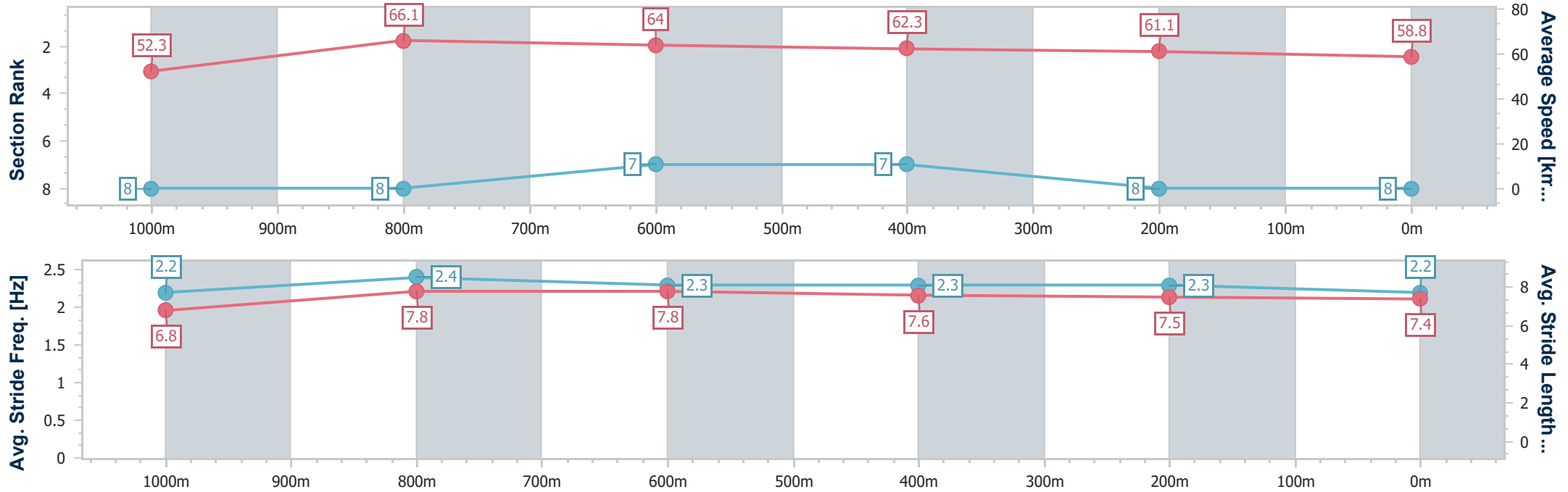
Mackay QLD Professional
Race 4: RACING AGAIN MONDAY 23RD DECEMBER
BENCHMARK 62 Handicap - 1200m



14 December 2024 - 15:02

Track Rating: Soft 5, Weather: Overcast, Rail Position: True

Section	Overall	1000m	800m	600m	400m	200m
Section Times	1:11.52 [8] (0:13.76)	0:57.76 [8] (0:10.93)	0:46.83 [8] (0:11.18)	0:35.65 [7] (0:11.61)	0:24.04 [7] (0:11.79)	0:12.25 [8] (0:12.25)
Average Speed [km/h]	52.3	66.1	64.0	62.3	61.1	58.8
Top Speed [km/h]	65.5	66.9	66.4	62.8	61.9	61.4
Avg. Dist. to Rail [m]	1.7	0.2	0.3	0.6	2.9	6.1
Avg. Stride Freq. [Hz]	2.2	2.4	2.3	2.3	2.3	2.2
Avg. Stride Length [m]	6.8	7.8	7.8	7.6	7.5	7.4



- [] Ranking at each section and finish
- .-.- No data available at this section
- NA No data available



Mackay QLD Professional
Race 5: EXECUTIVE LIVING HOMES QTIS Three-Year-Old Maiden Plate - 1300m
14 December 2024 - 15:42



MACKAY TURF CLUB

Ooralea Racecourse

Track Rating: Soft 5, Weather: Overcast, Rail Position: True

Section		Overall	1200m	1000m	800m	600m	400m	Last 600m				
Field Times		1:17.53 (0:07.97)	1:09.56 (0:10.97)	0:58.59 (0:11.14)	0:47.45 (0:11.56)	0:35.89 (0:11.75)	0:24.14 (0:12.00)	0:35.89				
Rank	TAB Horse/Jockey	Barrier	Top Speed [km/h]	Fastest Section					Distance Travelled [m]			
1	3 SOUTHAVEN Ashley Butler	4	66.3 1200m	0:08.08 Overall	1:17.53 [1] (0:08.08)	1:09.45 [3] (0:11.32)	0:58.13 [4] (0:11.03)	0:47.10 [4] (0:11.51)	0:35.59 [4] (0:11.71)	0:23.88 [3] (0:11.74)	0:35.59	
2	2 ROTHFURY Warwick Satherley	5	66.2 1200m	0:08.25 Overall	1:17.68 [2] (0:08.25)	1:09.43 [6] (0:11.34)	0:58.09 [6] (0:11.09)	0:47.00 [6] (0:11.56)	0:35.44 [6] (0:11.61)	0:23.83 [6] (0:11.61)	0:35.44	+4
3	7 TRAVELLING SWEET Leah Martyn	3	68.3 1200m	0:07.97 Overall	1:18.08 [3] (0:07.97)	1:10.11 [1] (0:10.97)	0:59.14 [1] (0:11.14)	0:48.00 [1] (0:11.59)	0:36.41 [2] (0:11.72)	0:24.69 [1] (0:12.03)	0:36.41	-7
4	4 SUPEEDO GONZALES Adrian Layt	2	66.4 1000m	0:08.23 Overall	1:18.27 [4] (0:08.23)	1:10.04 [5] (0:11.31)	0:58.73 [5] (0:11.05)	0:47.68 [5] (0:11.47)	0:36.21 [5] (0:11.79)	0:24.42 [5] (0:11.83)	0:36.21	-3
5	6 OUR ROSA ROSSA Nikki Olzard	6	67.7 1200m	0:08.11 Overall	1:18.31 [5] (0:08.11)	1:10.20 [4] (0:10.98)	0:59.22 [2] (0:11.02)	0:48.20 [2] (0:11.53)	0:36.67 [1] (0:11.85)	0:24.82 [2] (0:12.01)	0:36.67	+2
6	5 ONLY ONE GENERAL Raul Silvera Olivera	1	67.2 1200m	0:08.03 Overall	1:19.35 [6] (0:08.03)	1:11.32 [2] (0:11.12)	1:00.20 [3] (0:11.13)	0:49.07 [3] (0:11.65)	0:37.42 [3] (0:11.83)	0:25.59 [4] (0:12.12)	0:37.42	-5

Scratched: March Madness (#1)

[] Ranking at each section and finish
 -:-:- No data available at this section
 NA No data available

SCN Saddle cloth number
 DNF Did not finish
 DNT Did not track

Mackay QLD Professional

Race 5: EXECUTIVE LIVING HOMES QTIS Three-Year-Old Maiden Plate - 1300m

14 December 2024 - 15:42



MACKAY TURF CLUB
Ooralea Racecourse

Track Rating: Soft 5, Weather: Overcast, Rail Position: True

Section				200m				Last 600m	
Field Times				0:12.14 (0:12.14)				0:35.89	
Rank	TAB	Horse/Jockey	Barrier	Top Speed [km/h]	Fastest Section	Margin			Distance Travelled [m]
1	3	SOUTHAVEN Ashley Butler	4	66.3 1200m	0:08.08 Overall	0:12.14 [1] (0:12.14)	1:17.53		0:35.59
2	2	ROTHFURY Warwick Satherley	5	66.2 1200m	0:08.25 Overall	0:12.22 [3] (0:12.22)	0.89L		0:35.44 +4
3	7	TRAVELLING SWEET Leah Martyn	3	68.3 1200m	0:07.97 Overall	0:12.66 [2] (0:12.66)	3.25L		0:36.41 -7
4	4	SUPEEDO GONZALES Adrian Layt	2	66.4 1000m	0:08.23 Overall	0:12.59 [5] (0:12.59)	4.37L		0:36.21 -3
5	6	OUR ROSA ROSSA Nikki Olzard	6	67.7 1200m	0:08.11 Overall	0:12.81 [4] (0:12.81)	4.58L		0:36.67 +2
6	5	ONLY ONE GENERAL Raul Silvera Olivera	1	67.2 1200m	0:08.03 Overall	0:13.47 [6] (0:13.47)	10.73L		0:37.42 -5

Scratched: March Madness (#1)



Horse/Jockey Name	Southaven
Final Rank	1
Fastest Section Time (Section)	0:08.08 (Overall)
Top Speed [km/h] (Section)	66.3 (1200m)
Race State	Finished



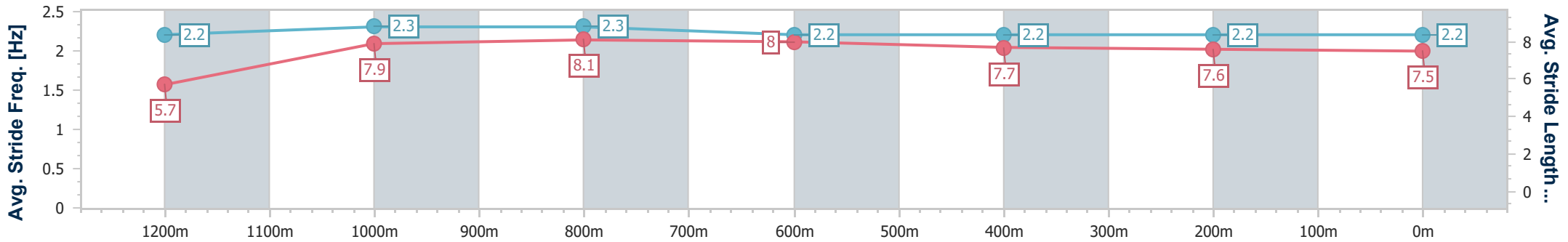
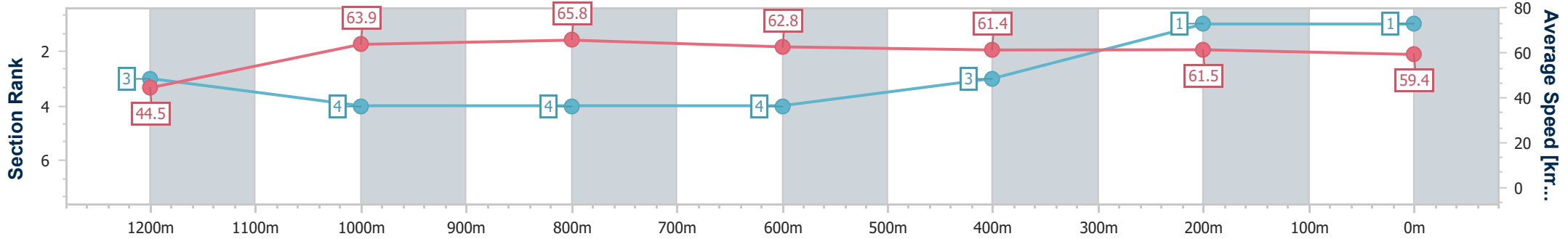
Mackay QLD Professional
Race 5: EXECUTIVE LIVING HOMES QTIS Three-Year-Old
Maiden Plate - 1300m



14 December 2024 - 15:42

Track Rating: Soft 5, Weather: Overcast, Rail Position: True

Section	Overall	1200m	1000m	800m	600m	400m	200m
Section Times	1:17.53 [1] (0:08.08)	1:09.45 [3] (0:11.32)	0:58.13 [4] (0:11.03)	0:47.10 [4] (0:11.51)	0:35.59 [4] (0:11.71)	0:23.88 [3] (0:11.74)	0:12.14 [1] (0:12.14)
Average Speed [km/h]	44.5	63.9	65.8	62.8	61.4	61.5	59.4
Top Speed [km/h]	60.4	66.3	66.2	65.7	61.9	62.4	61.2
Avg. Dist. to Rail [m]	8.1	4.0	2.2	1.3	0.3	3.4	3.6
Avg. Stride Freq. [Hz]	2.2	2.3	2.3	2.2	2.2	2.2	2.2
Avg. Stride Length [m]	5.7	7.9	8.1	8.0	7.7	7.6	7.5



- [] Ranking at each section and finish
- .-.- No data available at this section
- NA No data available



Horse/Jockey Name	Rothfury
Final Rank	2
Fastest Section Time (Section)	0:08.25 (Overall)
Top Speed [km/h] (Section)	66.2 (1200m)
Race State	Finished



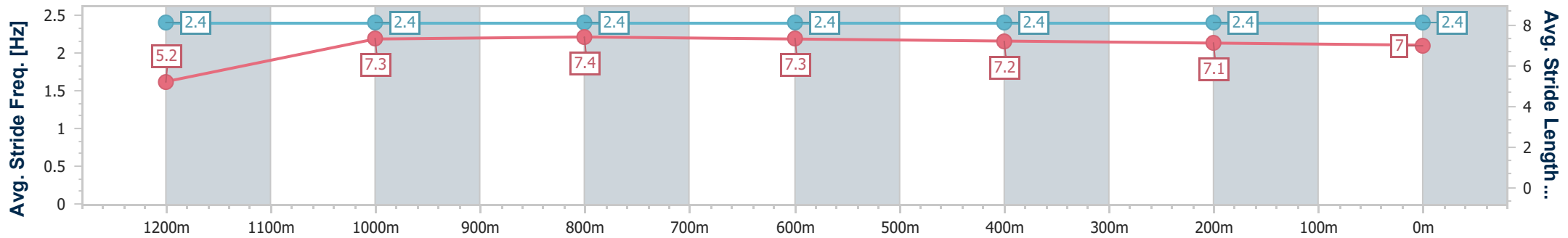
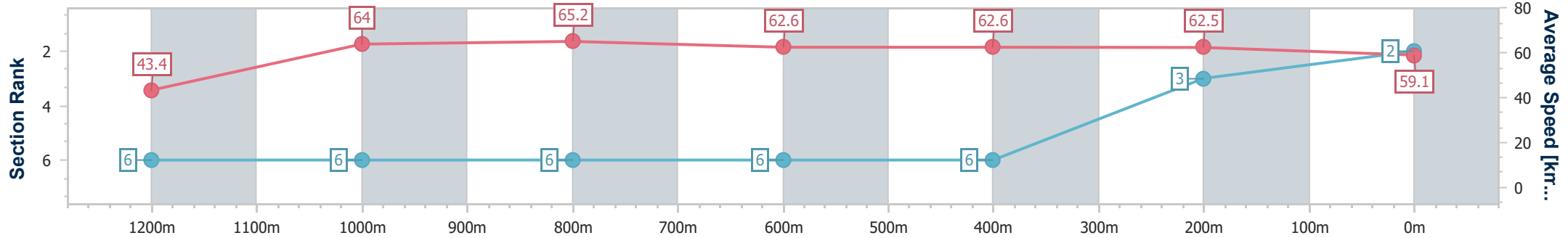
Mackay QLD Professional
Race 5: EXECUTIVE LIVING HOMES QTIS Three-Year-Old
Maiden Plate - 1300m



14 December 2024 - 15:42

Track Rating: Soft 5, Weather: Overcast, Rail Position: True

Section	Overall	1200m	1000m	800m	600m	400m	200m
Section Times	1:17.68 [2] (0:08.25)	1:09.43 [6] (0:11.34)	0:58.09 [6] (0:11.09)	0:47.00 [6] (0:11.56)	0:35.44 [6] (0:11.61)	0:23.83 [6] (0:11.61)	0:12.22 [3] (0:12.22)
Average Speed [km/h]	43.4	64.0	65.2	62.6	62.6	62.5	59.1
Top Speed [km/h]	60.0	66.2	66.0	65.5	63.1	63.3	61.6
Avg. Dist. to Rail [m]	9.2	4.2	2.3	1.7	1.3	5.0	5.7
Avg. Stride Freq. [Hz]	2.4	2.4	2.4	2.4	2.4	2.4	2.4
Avg. Stride Length [m]	5.2	7.3	7.4	7.3	7.2	7.1	7.0



- [] Ranking at each section and finish
- .-.- No data available at this section
- NA No data available



Horse/Jockey Name	Travelling Sweet
Final Rank	3
Fastest Section Time (Section)	0:07.97 (Overall)
Top Speed [km/h] (Section)	68.3 (1200m)
Race State	Finished



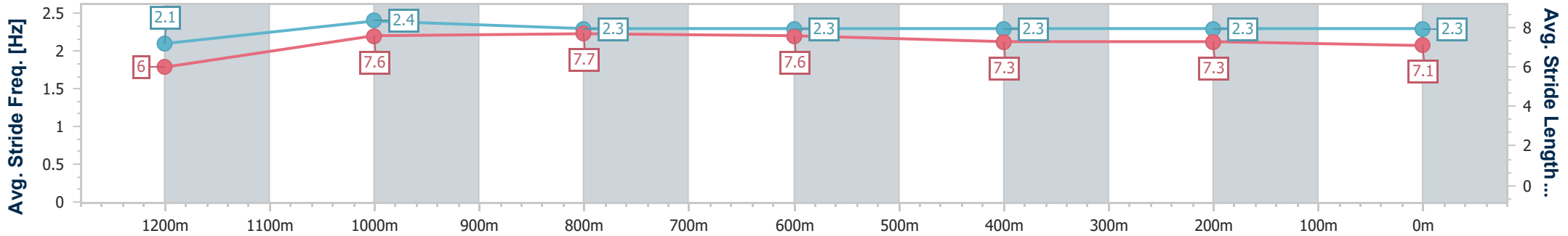
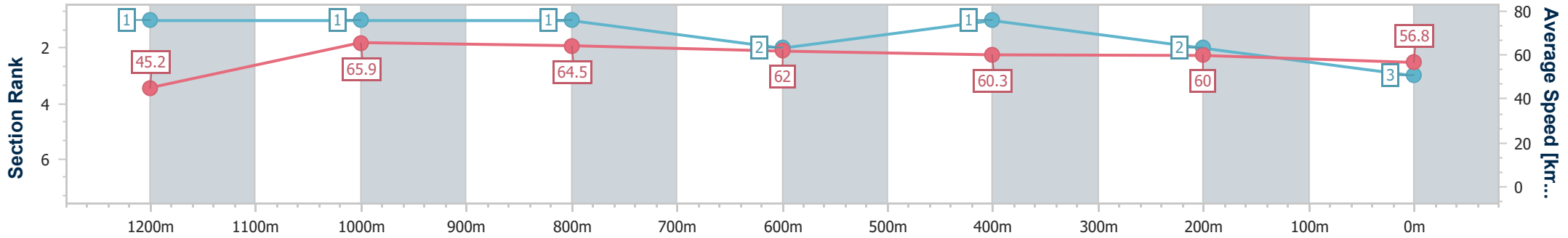
Mackay QLD Professional
Race 5: EXECUTIVE LIVING HOMES QTIS Three-Year-Old
Maiden Plate - 1300m



14 December 2024 - 15:42

Track Rating: Soft 5, Weather: Overcast, Rail Position: True

Section	Overall	1200m	1000m	800m	600m	400m	200m
Section Times	1:18.08 [3] (0:07.97)	1:10.11 [1] (0:10.97)	0:59.14 [1] (0:11.14)	0:48.00 [1] (0:11.59)	0:36.41 [2] (0:11.72)	0:24.69 [1] (0:12.03)	0:12.66 [2] (0:12.66)
Average Speed [km/h]	45.2	65.9	64.5	62.0	60.3	60.0	56.8
Top Speed [km/h]	59.2	68.3	68.2	63.2	61.8	61.3	58.6
Avg. Dist. to Rail [m]	6.5	2.8	0.6	0.7	2.1	1.0	1.1
Avg. Stride Freq. [Hz]	2.1	2.4	2.3	2.3	2.3	2.3	2.3
Avg. Stride Length [m]	6.0	7.6	7.7	7.6	7.3	7.3	7.1



- [] Ranking at each section and finish
- .-.-.- No data available at this section
- NA No data available



Horse/Jockey Name	Supeedo Gonzales
Final Rank	4
Fastest Section Time (Section)	0:08.23 (Overall)
Top Speed [km/h] (Section)	66.4 (1000m)
Race State	Finished



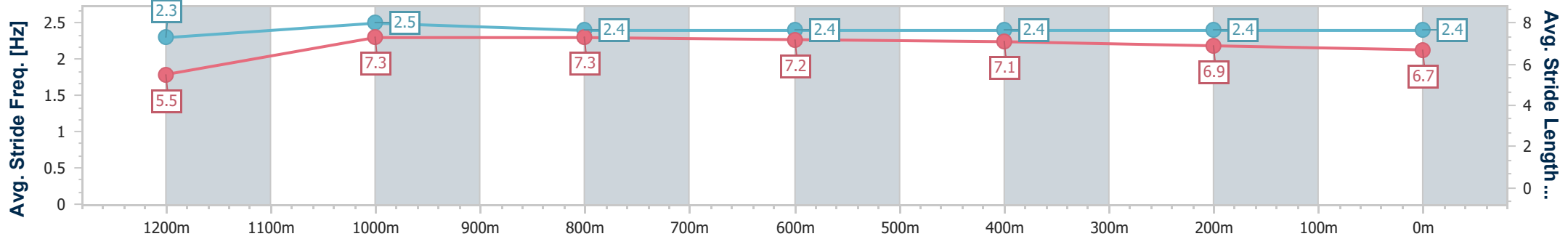
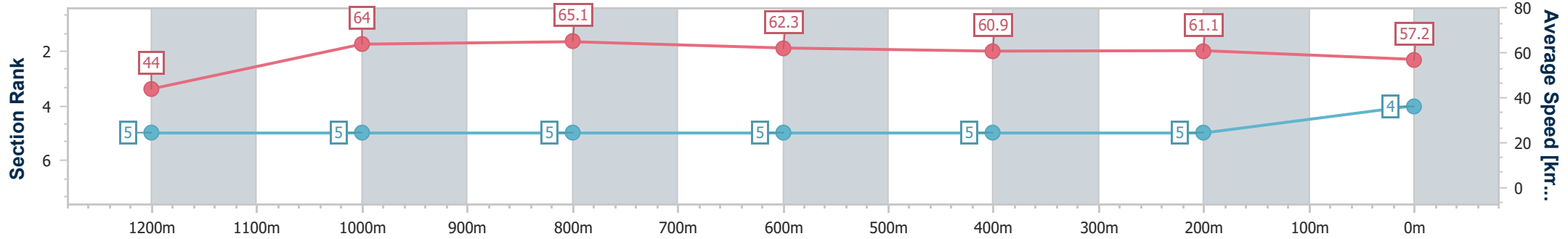
Mackay QLD Professional
Race 5: EXECUTIVE LIVING HOMES QTIS Three-Year-Old
Maiden Plate - 1300m



14 December 2024 - 15:42

Track Rating: Soft 5, Weather: Overcast, Rail Position: True

Section	Overall	1200m	1000m	800m	600m	400m	200m
Section Times	1:18.27 [4] (0:08.23)	1:10.04 [5] (0:11.31)	0:58.73 [5] (0:11.05)	0:47.68 [5] (0:11.47)	0:36.21 [5] (0:11.79)	0:24.42 [5] (0:11.83)	0:12.59 [5] (0:12.59)
Average Speed [km/h]	44.0	64.0	65.1	62.3	60.9	61.1	57.2
Top Speed [km/h]	59.7	66.2	66.4	64.0	61.4	62.1	60.3
Avg. Dist. to Rail [m]	6.9	2.5	0.6	1.4	1.3	4.7	4.3
Avg. Stride Freq. [Hz]	2.3	2.5	2.4	2.4	2.4	2.4	2.4
Avg. Stride Length [m]	5.5	7.3	7.3	7.2	7.1	6.9	6.7



- [] Ranking at each section and finish
- .-.- No data available at this section
- NA No data available



Horse/Jockey Name	Our Rosa Rossa
Final Rank	5
Fastest Section Time (Section)	0:08.11 (Overall)
Top Speed [km/h] (Section)	67.7 (1200m)
Race State	Finished

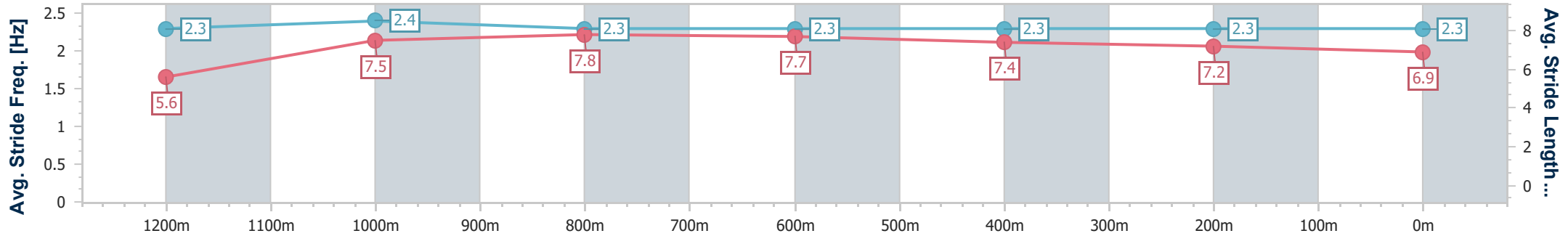
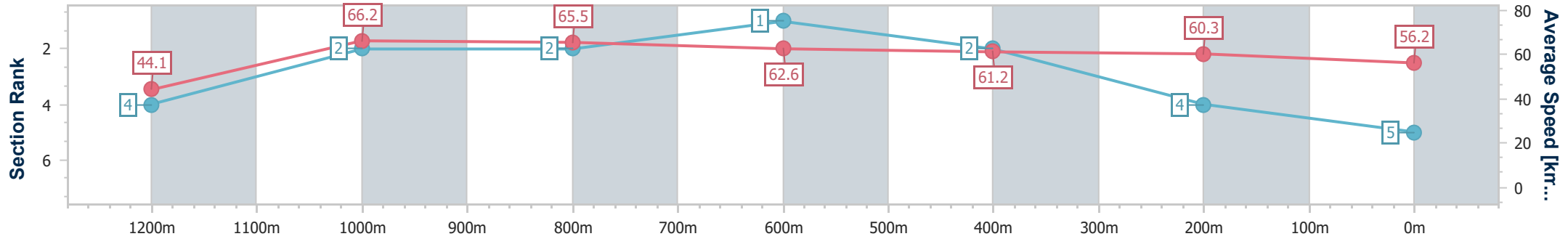


Mackay QLD Professional
 Race 5: EXECUTIVE LIVING HOMES QTIS Three-Year-Old
 Maiden Plate - 1300m
 14 December 2024 - 15:42



Track Rating: Soft 5, Weather: Overcast, Rail Position: True

Section	Overall	1200m	1000m	800m	600m	400m	200m
Section Times	1:18.31 [5] (0:08.11)	1:10.20 [4] (0:10.98)	0:59.22 [2] (0:11.02)	0:48.20 [2] (0:11.53)	0:36.67 [1] (0:11.85)	0:24.82 [2] (0:12.01)	0:12.81 [4]
Average Speed [km/h]	44.1	66.2	65.5	62.6	61.2	60.3	56.2
Top Speed [km/h]	62.1	67.7	66.8	63.8	62.1	61.8	59.6
Avg. Dist. to Rail [m]	9.9	4.9	1.4	0.5	1.1	4.4	4.4
Avg. Stride Freq. [Hz]	2.3	2.4	2.3	2.3	2.3	2.3	2.3
Avg. Stride Length [m]	5.6	7.5	7.8	7.7	7.4	7.2	6.9



- [] Ranking at each section and finish
- .-.- No data available at this section
- NA No data available



Horse/Jockey Name	Only One General
Final Rank	6
Fastest Section Time (Section)	0:08.03 (Overall)
Top Speed [km/h] (Section)	67.2 (1200m)
Race State	Finished

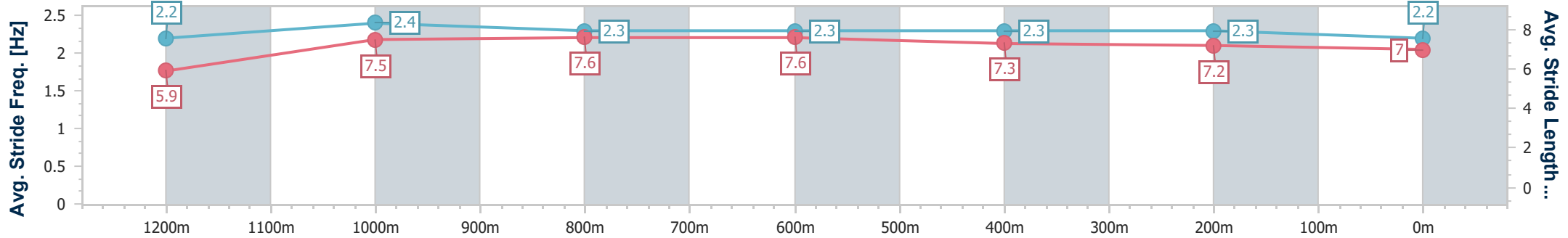
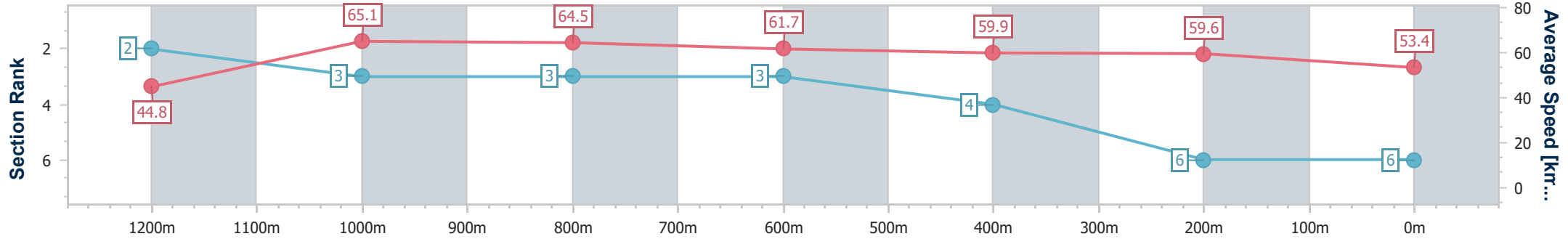


Mackay QLD Professional
 Race 5: EXECUTIVE LIVING HOMES QTIS Three-Year-Old
 Maiden Plate - 1300m
 14 December 2024 - 15:42



Track Rating: Soft 5, Weather: Overcast, Rail Position: True

Section	Overall	1200m	1000m	800m	600m	400m	200m
Section Times	1:19.35 [6] (0:08.03)	1:11.32 [2] (0:11.12)	1:00.20 [3] (0:11.13)	0:49.07 [3] (0:11.65)	0:37.42 [3] (0:11.83)	0:25.59 [4] (0:12.12)	0:13.47 [6] (0:13.47)
Average Speed [km/h]	44.8	65.1	64.5	61.7	59.9	59.6	53.4
Top Speed [km/h]	60.2	67.2	66.0	63.3	61.0	60.8	56.9
Avg. Dist. to Rail [m]	5.5	2.3	0.6	0.7	1.7	0.9	1.1
Avg. Stride Freq. [Hz]	2.2	2.4	2.3	2.3	2.3	2.3	2.2
Avg. Stride Length [m]	5.9	7.5	7.6	7.6	7.3	7.2	7.0



- [] Ranking at each section and finish
- .-.- No data available at this section
- NA No data available



Mackay QLD Professional

Race 6: TRAVIS' 50TH BIRTHDAY OPEN Handicap - 1560m



MACKAY TURF CLUB
Ooralea Racecourse

14 December 2024 - 16:22

Track Rating: Soft 5, Weather: Overcast, Rail Position: True

Section		Overall	1400m	1200m	1000m	800m	600m	400m	Last 600m				
Field Times		1:34.25 (0:10.96)	1:23.29 (0:11.70)	1:11.59 (0:12.37)	0:59.22 (0:11.93)	0:47.29 (0:11.66)	0:35.63 (0:11.58)	0:24.05 (0:11.66)	0:35.63				
Rank	TAB Horse/Jockey	Barrier	Top Speed [km/h]	Fastest Section									Distance Travelled [m]
1	9 POET'S DAY Adrian Layt	5	64.5 1400m	0:10.96 Overall	1:34.25 [1] (0:10.96)	1:23.29 [1] (0:11.70)	1:11.59 [1] (0:12.37)	0:59.22 [1] (0:11.93)	0:47.29 [1] (0:11.66)	0:35.63 [1] (0:11.58)	0:24.05 [1] (0:11.66)	0:35.63	
2	2 CASHIN' CHEX Warwick Satherley	3	63.6 600m	0:11.47 600m	1:34.26 [2] (0:11.75)	1:22.51 [4] (0:11.70)	1:10.81 [4] (0:11.90)	0:58.91 [4] (0:12.03)	0:46.88 [3] (0:11.80)	0:35.08 [4] (0:11.47)	0:23.61 [4] (0:11.56)	0:35.08	+3
3	7 BERING SEA Leah Martyn	4	62.8 600m	0:11.39 Overall	1:34.32 [3] (0:11.39)	1:22.93 [2] (0:11.77)	1:11.16 [2] (0:11.88)	0:59.28 [2] (0:12.01)	0:47.27 [2] (0:11.70)	0:35.57 [2] (0:11.78)	0:23.79 [2] (0:11.64)	0:35.57	+5
4	6 THE DRILLER Jackson Murphy	1	63.8 400m	0:11.59 600m	1:34.44 [4] (0:11.89)	1:22.55 [5] (0:11.82)	1:10.73 [5] (0:11.94)	0:58.79 [5] (0:12.01)	0:46.78 [5] (0:11.67)	0:35.11 [5] (0:11.59)	0:23.52 [5] (0:11.66)	0:35.11	-1
5	1 STAMPE Paul Hamblin	2	63.7 600m	0:11.49 Overall	1:34.54 [5] (0:11.49)	1:23.05 [3] (0:11.76)	1:11.29 [3] (0:12.00)	0:59.29 [3] (0:12.14)	0:47.15 [4] (0:11.71)	0:35.44 [3] (0:11.51)	0:23.93 [3] (0:11.56)	0:35.44	+0

Scratched: Starsonic (#3), Brad (#5), Deel With Me (#10), Acrophobic (#4), From This Moment (#8)

[] Ranking at each section and finish
 -:-:- No data available at this section
 NA No data available

SCN Saddle cloth number
 DNF Did not finish
 DNT Did not track



Mackay QLD Professional

Race 6: TRAVIS' 50TH BIRTHDAY OPEN Handicap - 1560m

14 December 2024 - 16:22



MACKAY TURF CLUB
Ooralea Racecourse

Track Rating: Soft 5, Weather: Overcast, Rail Position: True

Section							200m			Last 600m
Field Times							0:12.39			0:35.63
						(0:12.39)				
Rank	TAB	Horse/Jockey	Barrier	Top Speed [km/h]	Fastest Section	Margin				Distance Travelled [m]
1	9	POET'S DAY Adrian Layt	5	64.5 1400m	0:10.96 Overall	0:12.39 [1] (0:12.39)	1:34.25			0:35.63
2	2	CASHIN' CHEX Warwick Satherley	3	63.6 600m	0:11.47 600m	0:12.05 [4] (0:12.05)	0.05L			0:35.08 +3
3	7	BERING SEA Leah Martyn	4	62.8 600m	0:11.39 Overall	0:12.15 [2] (0:12.15)	0.41L			0:35.57 +5
4	6	THE DRILLER Jackson Murphy	1	63.8 400m	0:11.59 600m	0:11.86 [5] (0:11.86)	1.09L			0:35.11 -1
5	1	STAMPE Paul Hamblin	2	63.7 600m	0:11.49 Overall	0:12.37 [3] (0:12.37)	1.7L			0:35.44 +0

Scratched: Starsonic (#3), Brad (#5), Deel With Me (#10), Acrophobic (#4), From This Moment (#8)



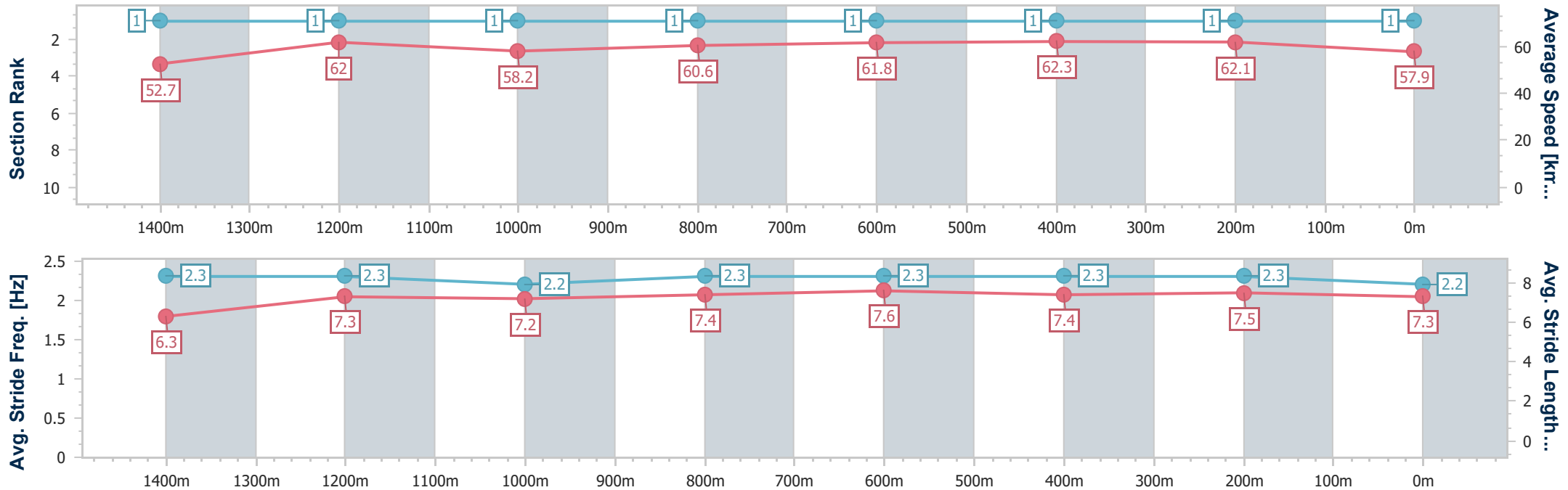
Horse/Jockey Name	Poet's Day
Final Rank	1
Fastest Section Time (Section)	0:10.96 (Overall)
Top Speed [km/h] (Section)	64.5 (1400m)
Race State	Finished



Mackay QLD Professional
 Race 6: TRAVIS' 50TH BIRTHDAY OPEN Handicap - 1560m
 14 December 2024 - 16:22
 Track Rating: Soft 5, Weather: Overcast, Rail Position: True



Section	Overall	1400m	1200m	1000m	800m	600m	400m	200m
Section Times	1:34.25 [1] (0:10.96)	1:23.29 [1] (0:11.70)	1:11.59 [1] (0:12.37)	0:59.22 [1] (0:11.93)	0:47.29 [1] (0:11.66)	0:35.63 [1] (0:11.58)	0:24.05 [1] (0:11.66)	0:12.39 [1] (0:12.39)
Average Speed [km/h]	52.7	62.0	58.2	60.6	61.8	62.3	62.1	57.9
Top Speed [km/h]	64.5	64.5	60.2	61.7	62.1	63.6	62.9	61.0
Avg. Dist. to Rail [m]	6.0	1.6	1.3	1.0	0.6	0.7	1.7	1.8
Avg. Stride Freq. [Hz]	2.3	2.3	2.2	2.3	2.3	2.3	2.3	2.2
Avg. Stride Length [m]	6.3	7.3	7.2	7.4	7.6	7.4	7.5	7.3



- [] Ranking at each section and finish
- .-.-.- No data available at this section
- NA No data available



Horse/Jockey Name	Cashin' Chex
Final Rank	2
Fastest Section Time (Section)	0:11.47 (600m)
Top Speed [km/h] (Section)	63.6 (600m)
Race State	Finished



Mackay QLD Professional

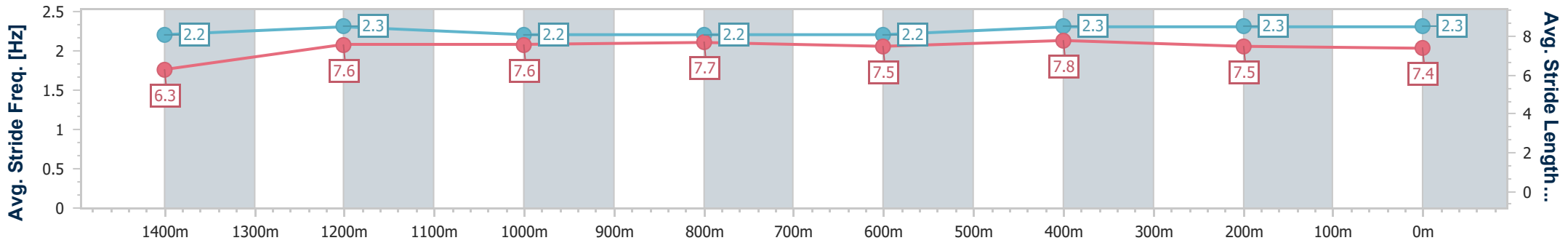
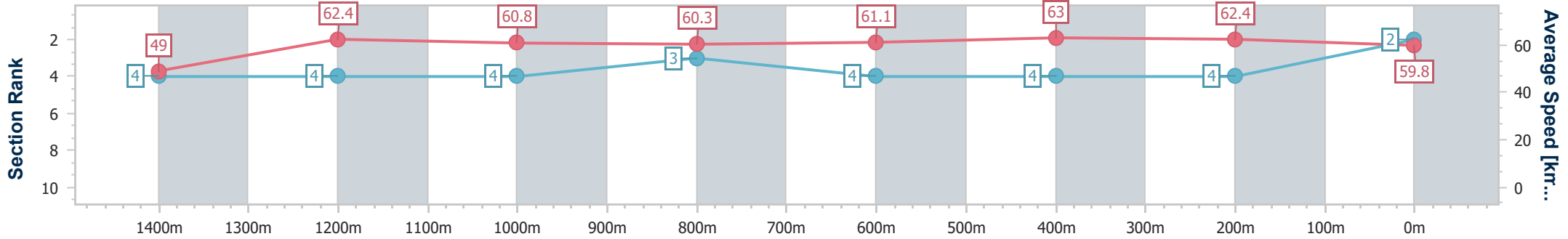
Race 6: TRAVIS' 50TH BIRTHDAY OPEN Handicap - 1560m

14 December 2024 - 16:22

Track Rating: Soft 5, Weather: Overcast, Rail Position: True



Section	Overall	1400m	1200m	1000m	800m	600m	400m	200m
Section Times	1:34.26 [2] (0:11.75)	1:22.51 [4] (0:11.70)	1:10.81 [4] (0:11.90)	0:58.91 [4] (0:12.03)	0:46.88 [3] (0:11.80)	0:35.08 [4] (0:11.47)	0:23.61 [4] (0:11.56)	0:12.05 [4] (0:12.05)
Average Speed [km/h]	49.0	62.4	60.8	60.3	61.1	63.0	62.4	59.8
Top Speed [km/h]	61.7	62.8	62.7	62.2	62.1	63.6	63.2	62.4
Avg. Dist. to Rail [m]	3.7	2.6	2.4	2.1	1.5	0.5	2.7	3.9
Avg. Stride Freq. [Hz]	2.2	2.3	2.2	2.2	2.2	2.3	2.3	2.3
Avg. Stride Length [m]	6.3	7.6	7.6	7.7	7.5	7.8	7.5	7.4



- [] Ranking at each section and finish
- .-.- No data available at this section
- NA No data available



Horse/Jockey Name	Bering Sea
Final Rank	3
Fastest Section Time (Section)	0:11.39 (Overall)
Top Speed [km/h] (Section)	62.8 (600m)
Race State	Finished



Mackay QLD Professional

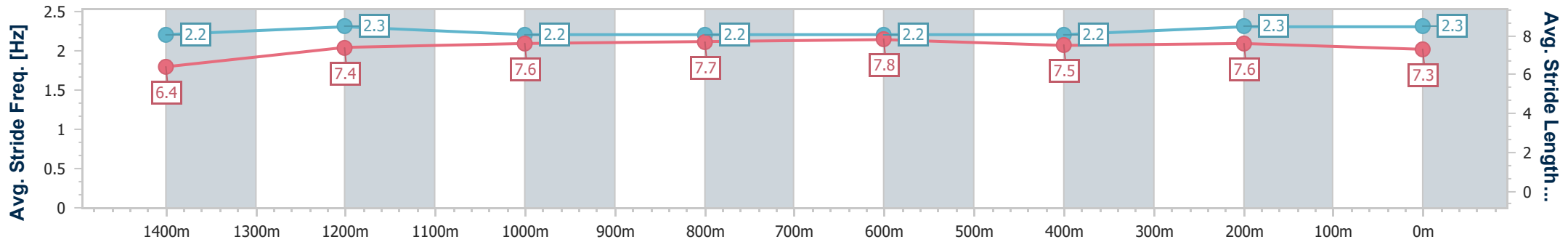
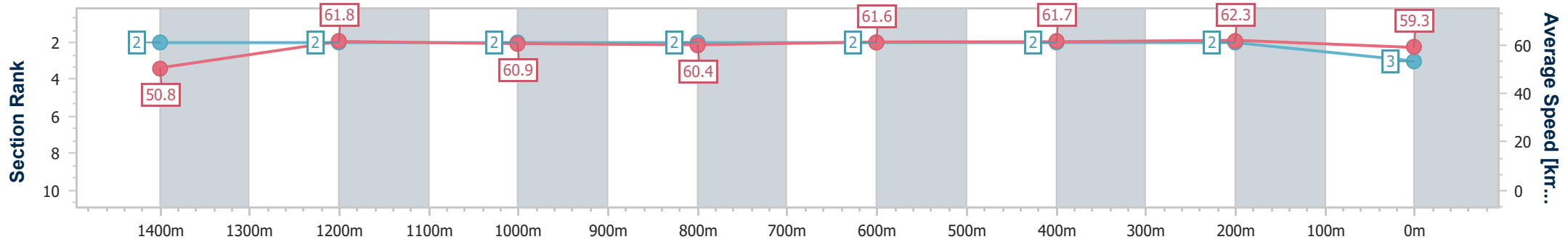
Race 6: TRAVIS' 50TH BIRTHDAY OPEN Handicap - 1560m

14 December 2024 - 16:22

Track Rating: Soft 5, Weather: Overcast, Rail Position: True



Section	Overall	1400m	1200m	1000m	800m	600m	400m	200m
Section Times	1:34.32 [3] (0:11.39)	1:22.93 [2] (0:11.77)	1:11.16 [2] (0:11.88)	0:59.28 [2] (0:12.01)	0:47.27 [2] (0:11.70)	0:35.57 [2] (0:11.78)	0:23.79 [2] (0:11.64)	0:12.15 [2] (0:12.15)
Average Speed [km/h]	50.8	61.8	60.9	60.4	61.6	61.7	62.3	59.3
Top Speed [km/h]	61.0	62.4	62.1	61.6	62.3	62.8	62.7	61.5
Avg. Dist. to Rail [m]	5.0	2.8	2.6	1.8	0.9	1.3	3.9	4.7
Avg. Stride Freq. [Hz]	2.2	2.3	2.2	2.2	2.2	2.2	2.3	2.3
Avg. Stride Length [m]	6.4	7.4	7.6	7.7	7.8	7.5	7.6	7.3



- [] Ranking at each section and finish
- .-.-.- No data available at this section
- NA No data available



Horse/Jockey Name	The Driller
Final Rank	4
Fastest Section Time (Section)	0:11.59 (600m)
Top Speed [km/h] (Section)	63.8 (400m)
Race State	Finished



Mackay QLD Professional

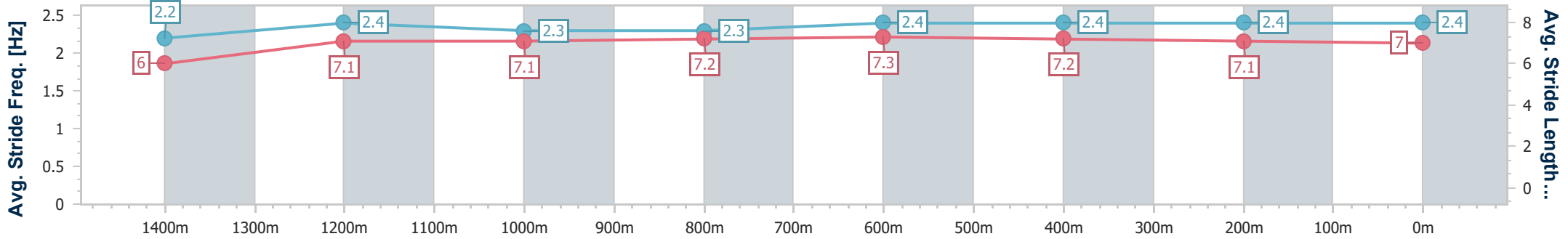
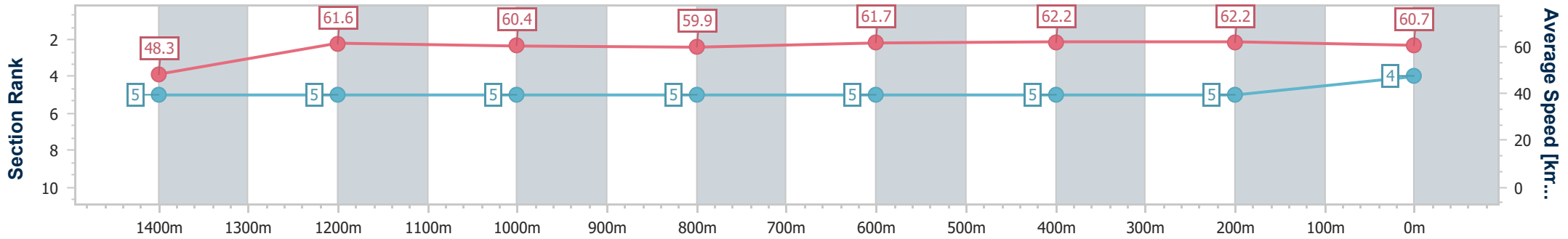
Race 6: TRAVIS' 50TH BIRTHDAY OPEN Handicap - 1560m

14 December 2024 - 16:22

Track Rating: Soft 5, Weather: Overcast, Rail Position: True



Section	Overall	1400m	1200m	1000m	800m	600m	400m	200m
Section Times	1:34.44 [4] (0:11.89)	1:22.55 [5] (0:11.82)	1:10.73 [5] (0:11.94)	0:58.79 [5] (0:12.01)	0:46.78 [5] (0:11.67)	0:35.11 [5] (0:11.59)	0:23.52 [5] (0:11.66)	0:11.86 [5] (0:11.86)
Average Speed [km/h]	48.3	61.6	60.4	59.9	61.7	62.2	62.2	60.7
Top Speed [km/h]	61.6	63.0	62.3	61.9	62.6	63.2	63.8	63.8
Avg. Dist. to Rail [m]	1.9	1.7	0.6	0.4	0.4	0.9	4.3	6.6
Avg. Stride Freq. [Hz]	2.2	2.4	2.3	2.3	2.4	2.4	2.4	2.4
Avg. Stride Length [m]	6.0	7.1	7.1	7.2	7.3	7.2	7.1	7.0



- [] Ranking at each section and finish
- .-.- No data available at this section
- NA No data available



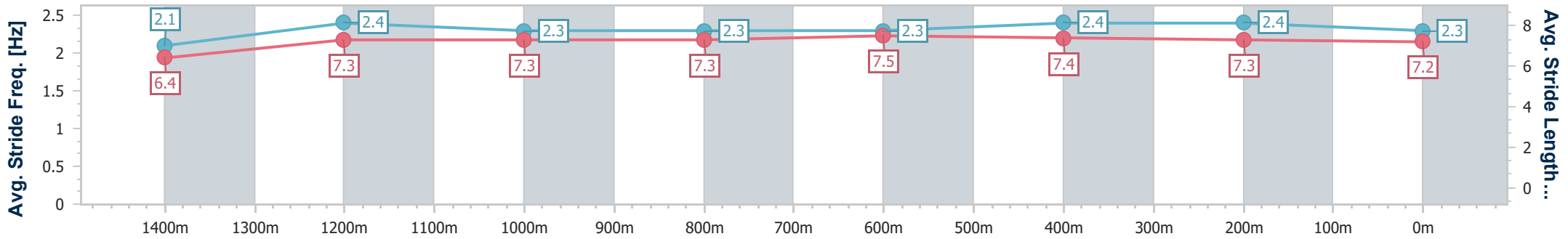
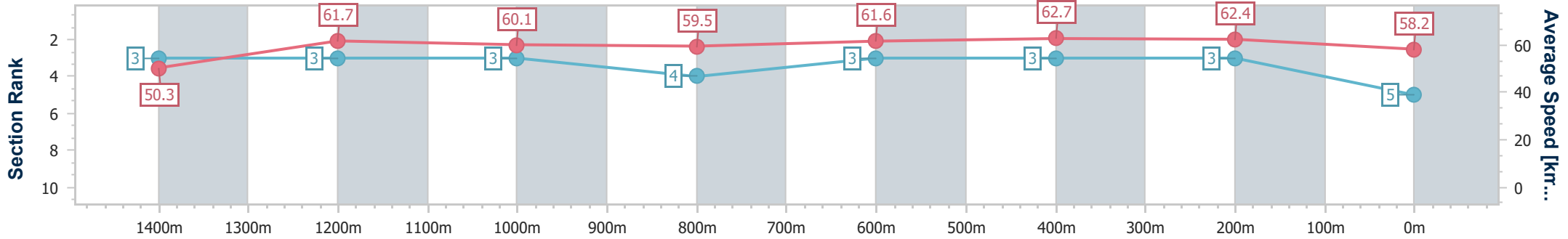
Horse/Jockey Name	Stampe
Final Rank	5
Fastest Section Time (Section)	0:11.49 (Overall)
Top Speed [km/h] (Section)	63.7 (600m)
Race State	Finished



Mackay QLD Professional
 Race 6: TRAVIS' 50TH BIRTHDAY OPEN Handicap - 1560m
 14 December 2024 - 16:22
 Track Rating: Soft 5, Weather: Overcast, Rail Position: True



Section	Overall	1400m	1200m	1000m	800m	600m	400m	200m
Section Times	1:34.54 [5] (0:11.49)	1:23.05 [3] (0:11.76)	1:11.29 [3] (0:12.00)	0:59.29 [3] (0:12.14)	0:47.15 [4] (0:11.71)	0:35.44 [3] (0:11.51)	0:23.93 [3] (0:11.56)	0:12.37 [3] (0:12.37)
Average Speed [km/h]	50.3	61.7	60.1	59.5	61.6	62.7	62.4	58.2
Top Speed [km/h]	60.9	62.4	61.7	61.4	62.1	63.7	63.1	61.7
Avg. Dist. to Rail [m]	2.6	1.7	1.4	1.2	0.9	0.5	2.0	3.3
Avg. Stride Freq. [Hz]	2.1	2.4	2.3	2.3	2.3	2.4	2.4	2.3
Avg. Stride Length [m]	6.4	7.3	7.3	7.3	7.5	7.4	7.3	7.2



- [] Ranking at each section and finish
- .-.- No data available at this section
- NA No data available



Mackay QLD Professional
Race 7: MERRY CHRISTMAS FROM THE MTC BENCHMARK 58 Handicap
- 1560m
14 December 2024 - 16:57



MACKAY TURF CLUB
 Ooralea Racecourse

Track Rating: Soft 5, Weather: Overcast, Rail Position: True

Section														
Field Times														
	Overall	1400m	1200m	1000m	800m	600m	400m	Last 600m						
	1:34.10 (0:11.15)	1:22.95 (0:11.80)	1:11.15 (0:11.58)	0:59.57 (0:11.66)	0:47.91 (0:11.66)	0:36.25 (0:11.84)	0:24.41 (0:11.90)	0:36.25						
Rank	TAB	Horse/Jockey	Barrier	Top Speed [km/h]	Fastest Section								Distance Travelled [m]	
1	8	ROY'S ROAD	7	65.1	0:11.53	1:34.10 [1]	1:22.35 [6]	1:10.74 [5]	0:59.21 [5]	0:47.64 [6]	0:35.94 [6]	0:24.12 [6]	0:35.94	
		Raul Silvera Olivera		1400m	1200m	(0:11.75)	(0:11.61)	(0:11.53)	(0:11.57)	(0:11.70)	(0:11.82)	(0:11.78)		
2	4	DIASONIC	9	64.0	0:11.45	1:34.30 [2]	1:22.85 [3]	1:11.23 [2]	0:59.77 [1]	0:48.10 [3]	0:36.39 [3]	0:24.59 [3]	0:36.39	+3
		Nikki Olzard		1400m	Overall	(0:11.45)	(0:11.62)	(0:11.46)	(0:11.67)	(0:11.71)	(0:11.80)	(0:11.88)		
3	2	KELLERS SHELTER	4	63.8	0:11.34	1:34.43 [3]	1:23.09 [2]	1:11.22 [4]	0:59.60 [4]	0:48.06 [4]	0:36.30 [4]	0:24.49 [5]	0:36.30	-7
		Adrian Layt		Overall	Overall	(0:11.34)	(0:11.87)	(0:11.62)	(0:11.54)	(0:11.76)	(0:11.81)	(0:11.95)		
4	6	DEEL WITH ME	5	64.0	0:11.40	1:34.67 [4]	1:22.54 [8]	1:10.76 [9]	0:58.94 [9]	0:47.54 [9]	0:35.87 [9]	0:24.17 [9]	0:35.87	-8
		Zac Sprie		1000m	1000m	(0:12.13)	(0:11.78)	(0:11.82)	(0:11.40)	(0:11.67)	(0:11.70)	(0:11.75)		
5	3	BO BO BEWARE	3	64.3	0:11.49	1:34.69 [5]	1:23.16 [4]	1:11.58 [3]	1:00.09 [3]	0:48.50 [1]	0:36.84 [1]	0:24.99 [2]	0:36.84	-1
		Leah Martyn		1400m	1200m	(0:11.53)	(0:11.58)	(0:11.49)	(0:11.59)	(0:11.66)	(0:11.85)	(0:12.10)		
6	10	NAHEIGHTKAY	8	65.7	0:11.44	1:34.70 [6]	1:22.30 [9]	1:10.86 [8]	0:59.29 [8]	0:47.78 [8]	0:35.95 [8]	0:24.35 [8]	0:35.95	-2
		Tasha Chambers		1400m	1400m	(0:12.40)	(0:11.44)	(0:11.57)	(0:11.51)	(0:11.83)	(0:11.60)	(0:11.92)		
7	7	EYES ARE LION	10	64.2	0:11.15	1:34.86 [7]	1:23.71 [1]	1:11.91 [1]	1:00.30 [2]	0:48.66 [2]	0:36.96 [2]	0:25.17 [1]	0:36.96	-8
		Scott Sheargold		1400m	Overall	(0:11.15)	(0:11.80)	(0:11.61)	(0:11.64)	(0:11.70)	(0:11.79)	(0:12.09)		
8	9	CANNON HILL	6	65.1	0:11.42	1:34.97 [8]	1:23.06 [7]	1:11.50 [7]	1:00.01 [6]	0:48.59 [5]	0:36.84 [5]	0:25.06 [4]	0:36.84	-5
		Jackson Murphy		1400m	1000m	(0:11.91)	(0:11.56)	(0:11.49)	(0:11.42)	(0:11.75)	(0:11.78)	(0:12.13)		
9	5	SADDLES	1	63.2	0:11.56	1:35.00 [9]	1:23.39 [5]	1:11.58 [6]	0:59.86 [7]	0:48.30 [7]	0:36.61 [7]	0:24.81 [7]	0:36.61	-4
		Warwick Satherley		1400m	1000m	(0:11.61)	(0:11.81)	(0:11.72)	(0:11.56)	(0:11.69)	(0:11.80)	(0:11.88)		

Scratched: Brasco (#1), Torque Espagna (#11)

[] Ranking at each section and finish
 -:-:- No data available at this section
 NA No data available

SCN Saddle cloth number
 DNF Did not finish
 DNT Did not track



Mackay QLD Professional

Race 7: MERRY CHRISTMAS FROM THE MTC BENCHMARK 58 Handicap - 1560m

14 December 2024 - 16:57



MACKAY TURF CLUB
Ooralea Racecourse

Track Rating: Soft 5, Weather: Overcast, Rail Position: True

Section				200m				Last 600m	
Field Times				0:12.51 (0:12.51)				0:36.25	
Rank	TAB	Horse/Jockey	Barrier	Top Speed [km/h]	Fastest Section	Margin			Distance Travelled [m]
1	8	ROY'S ROAD	7	65.1	0:11.53	0:12.34 [2]	1:34.10		0:35.94
		Raul Silvera Olivera		1400m	1200m	(0:12.34)			
2	4	DIASONIC	9	64.0	0:11.45	0:12.71 [1]	1.21L		0:36.39 +3
		Nikki Olzard		1400m	Overall	(0:12.71)			
3	2	KELLERS SHELTER	4	63.8	0:11.34	0:12.54 [5]	1.94L		0:36.30 -7
		Adrian Layt		Overall	Overall	(0:12.54)			
4	6	DEEL WITH ME	5	64.0	0:11.40	0:12.42 [8]	3.35L		0:35.87 -8
		Zac Sprie		1000m	1000m	(0:12.42)			
5	3	BO BO BEWARE	3	64.3	0:11.49	0:12.89 [4]	3.5L		0:36.84 -1
		Leah Martyn		1400m	1200m	(0:12.89)			
6	10	NAHEIGHTKAY	8	65.7	0:11.44	0:12.43 [9]	3.55L		0:35.95 -2
		Tasha Chambers		1400m	1400m	(0:12.43)			
7	7	EYES ARE LION	10	64.2	0:11.15	0:13.08 [3]	4.47L		0:36.96 -8
		Scott Sheargold		1400m	Overall	(0:13.08)			
8	9	CANNON HILL	6	65.1	0:11.42	0:12.93 [6]	5.1L		0:36.84 -5
		Jackson Murphy		1400m	1000m	(0:12.93)			
9	5	SADDLES	1	63.2	0:11.56	0:12.93 [7]	5.28L		0:36.61 -4
		Warwick Satherley		1400m	1000m	(0:12.93)			

Scratched: Brasco (#1), Torque Espagna (#11)

[] Ranking at each section and finish
 -:-:- No data available at this section
 NA No data available

SCN Saddle cloth number
 DNF Did not finish
 DNT Did not track



Horse/Jockey Name	Roy's Road
Final Rank	1
Fastest Section Time (Section)	0:11.53 (1200m)
Top Speed [km/h] (Section)	65.1 (1400m)
Race State	Finished



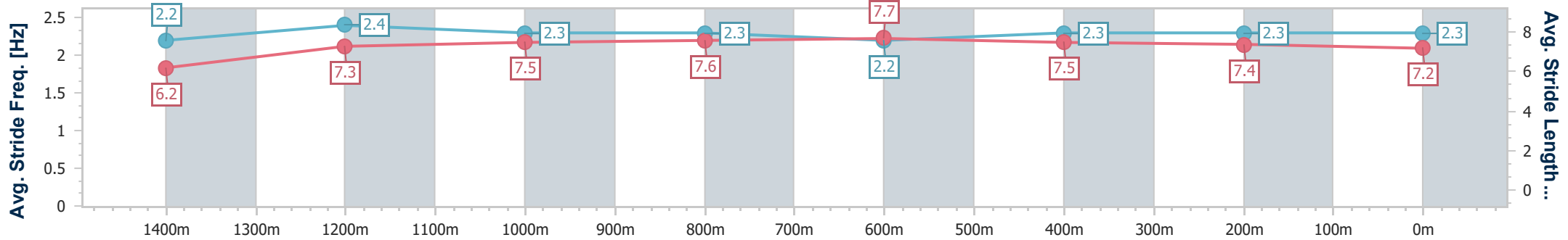
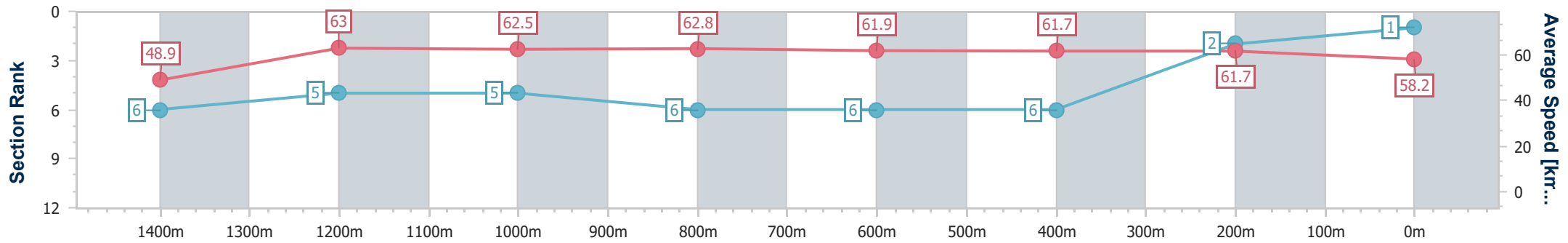
Mackay QLD Professional
Race 7: MERRY CHRISTMAS FROM THE MTC BENCHMARK 58
Handicap - 1560m



14 December 2024 - 16:57

Track Rating: Soft 5, Weather: Overcast, Rail Position: True

Section	Overall	1400m	1200m	1000m	800m	600m	400m	200m
Section Times	1:34.10 [1] (0:11.75)	1:22.35 [6] (0:11.61)	1:10.74 [5] (0:11.53)	0:59.21 [5] (0:11.57)	0:47.64 [6] (0:11.70)	0:35.94 [6] (0:11.82)	0:24.12 [6] (0:11.78)	0:12.34 [2] (0:12.34)
Average Speed [km/h]	48.9	63.0	62.5	62.8	61.9	61.7	61.7	58.2
Top Speed [km/h]	62.5	65.1	63.4	63.6	62.8	62.3	63.2	60.7
Avg. Dist. to Rail [m]	5.8	2.6	2.1	2.0	1.9	1.9	5.5	7.0
Avg. Stride Freq. [Hz]	2.2	2.4	2.3	2.3	2.2	2.3	2.3	2.3
Avg. Stride Length [m]	6.2	7.3	7.5	7.6	7.7	7.5	7.4	7.2



- [] Ranking at each section and finish
- .-.- No data available at this section
- NA No data available



Horse/Jockey Name	Diasonic
Final Rank	2
Fastest Section Time (Section)	0:11.45 (Overall)
Top Speed [km/h] (Section)	64.0 (1400m)
Race State	Finished



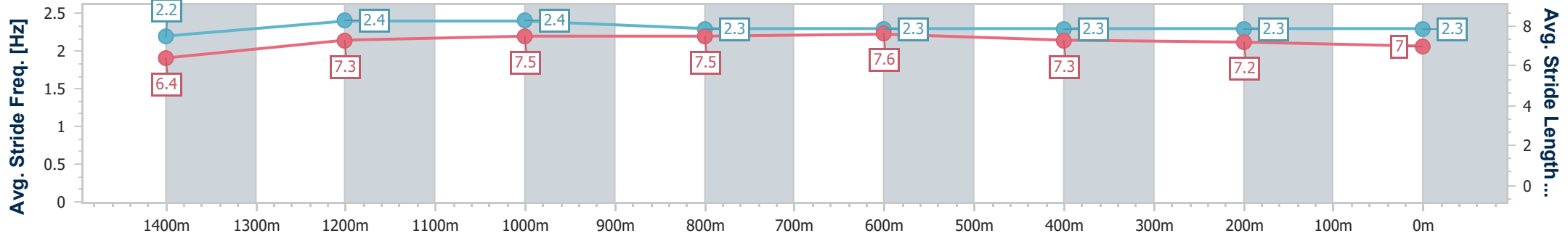
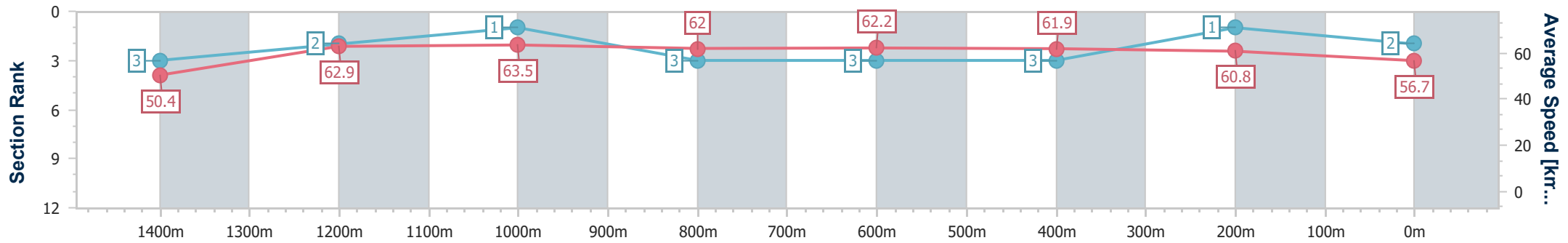
Mackay QLD Professional
Race 7: MERRY CHRISTMAS FROM THE MTC BENCHMARK 58
Handicap - 1560m



14 December 2024 - 16:57

Track Rating: Soft 5, Weather: Overcast, Rail Position: True

Section	Overall	1400m	1200m	1000m	800m	600m	400m	200m
Section Times	1:34.30 [2] (0:11.45)	1:22.85 [3] (0:11.62)	1:11.23 [2] (0:11.46)	0:59.77 [1] (0:11.67)	0:48.10 [3] (0:11.71)	0:36.39 [3] (0:11.80)	0:24.59 [3] (0:11.88)	0:12.71 [1] (0:12.71)
Average Speed [km/h]	50.4	62.9	63.5	62.0	62.2	61.9	60.8	56.7
Top Speed [km/h]	62.4	64.0	63.5	63.2	62.7	62.2	61.6	59.9
Avg. Dist. to Rail [m]	7.9	3.8	3.6	3.0	2.6	2.0	4.2	5.1
Avg. Stride Freq. [Hz]	2.2	2.4	2.4	2.3	2.3	2.3	2.3	2.3
Avg. Stride Length [m]	6.4	7.3	7.5	7.5	7.6	7.3	7.2	7.0



- [] Ranking at each section and finish
- .-.- No data available at this section
- NA No data available



Horse/Jockey Name	Kellers Shelter
Final Rank	3
Fastest Section Time (Section)	0:11.34 (Overall)
Top Speed [km/h] (Section)	63.8 (Overall)
Race State	Finished



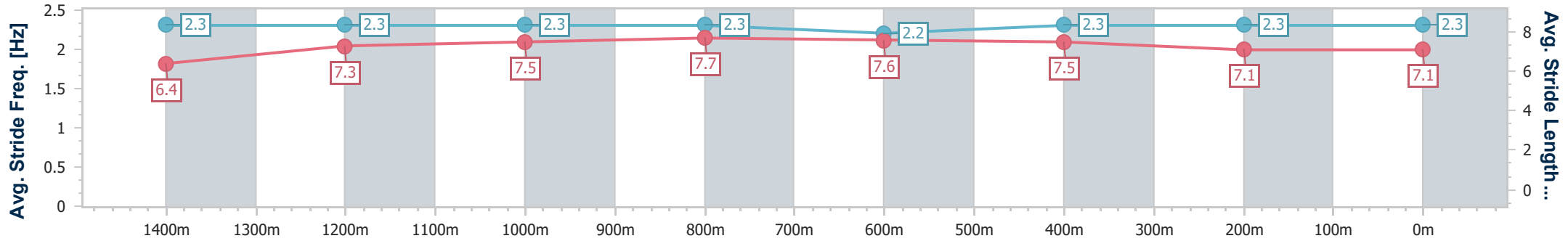
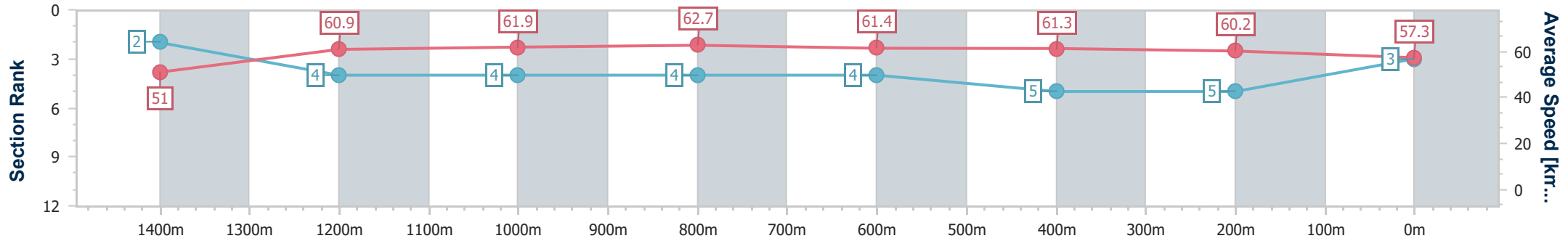
Mackay QLD Professional
Race 7: MERRY CHRISTMAS FROM THE MTC BENCHMARK 58
Handicap - 1560m



14 December 2024 - 16:57

Track Rating: Soft 5, Weather: Overcast, Rail Position: True

Section	Overall	1400m	1200m	1000m	800m	600m	400m	200m
Section Times	1:34.43 [3] (0:11.34)	1:23.09 [2] (0:11.87)	1:11.22 [4] (0:11.62)	0:59.60 [4] (0:11.54)	0:48.06 [4] (0:11.76)	0:36.30 [4] (0:11.81)	0:24.49 [5] (0:11.95)	0:12.54 [5] (0:12.54)
Average Speed [km/h]	51.0	60.9	61.9	62.7	61.4	61.3	60.2	57.3
Top Speed [km/h]	63.8	63.6	63.1	63.1	62.0	61.9	60.8	60.2
Avg. Dist. to Rail [m]	3.9	1.1	1.0	0.9	1.1	0.4	0.6	0.6
Avg. Stride Freq. [Hz]	2.3	2.3	2.3	2.3	2.2	2.3	2.3	2.3
Avg. Stride Length [m]	6.4	7.3	7.5	7.7	7.6	7.5	7.1	7.1



- [] Ranking at each section and finish
- .-.- No data available at this section
- NA No data available



Horse/Jockey Name	Deel With Me
Final Rank	4
Fastest Section Time (Section)	0:11.40 (1000m)
Top Speed [km/h] (Section)	64.0 (1000m)
Race State	Finished



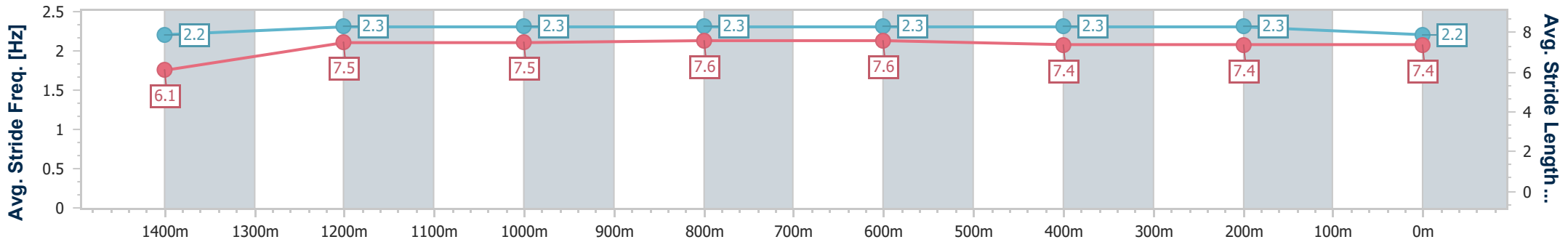
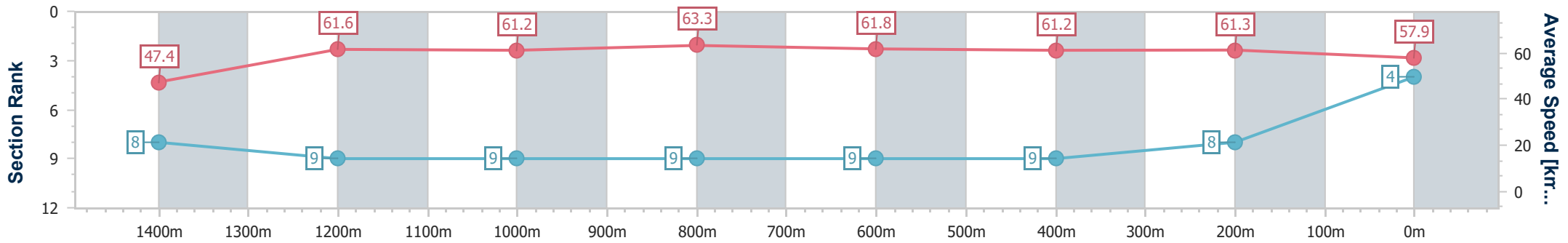
Mackay QLD Professional
Race 7: MERRY CHRISTMAS FROM THE MTC BENCHMARK 58
Handicap - 1560m



14 December 2024 - 16:57

Track Rating: Soft 5, Weather: Overcast, Rail Position: True

Section	Overall	1400m	1200m	1000m	800m	600m	400m	200m						
Section Times	1:34.67 [4] (0:12.13)	1:22.54 [8] (0:11.78)	1:10.76 [9] (0:11.82)	0:58.94 [9] (0:11.40)	0:47.54 [9] (0:11.67)	0:35.87 [9] (0:11.70)	0:24.17 [9] (0:11.75)	0:12.42 [8] (0:12.42)						
Average Speed [km/h]	47.4	61.6	61.2	63.3	61.8	61.2	61.3	57.9						
Top Speed [km/h]	60.2	62.5	63.9	64.0	62.7	61.8	62.1	61.2						
Avg. Dist. to Rail [m]	4.4	1.8	1.3	1.5	1.1	0.6	0.9	1.6						
Avg. Stride Freq. [Hz]	2.2	2.3	2.3	2.3	2.3	2.3	2.3	2.2						
Avg. Stride Length [m]	6.1	7.5	7.5	7.6	7.6	7.4	7.4	7.4						



- [] Ranking at each section and finish
- .-.- No data available at this section
- NA No data available



Horse/Jockey Name	Bo Bo Beware
Final Rank	5
Fastest Section Time (Section)	0:11.49 (1200m)
Top Speed [km/h] (Section)	64.3 (1400m)
Race State	Finished



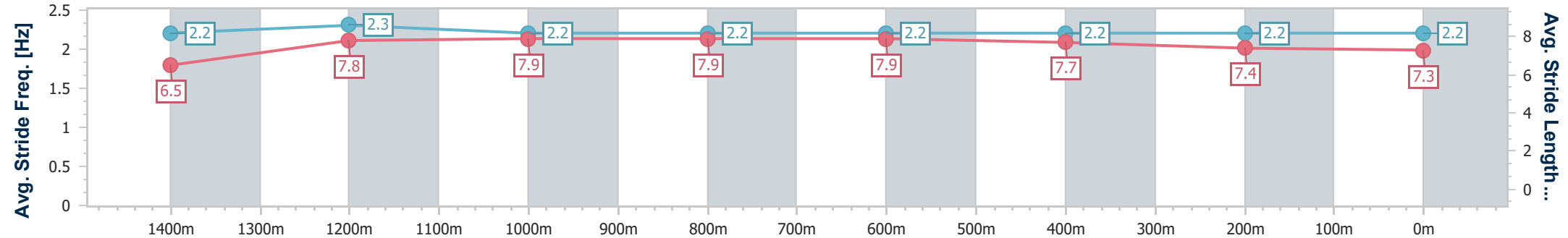
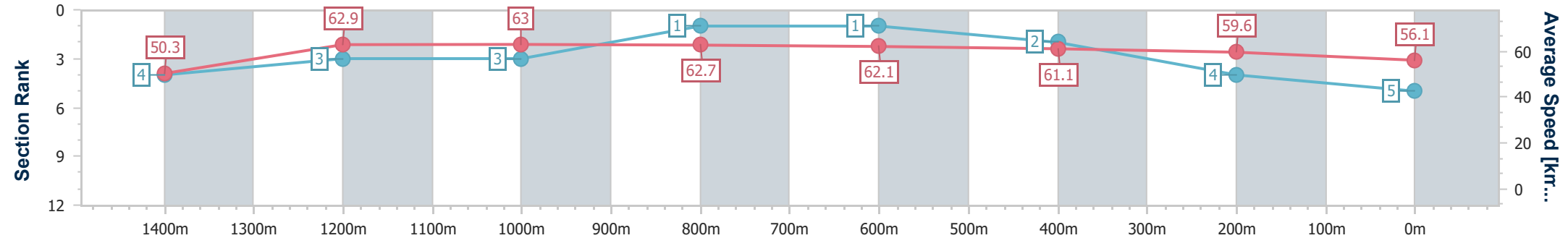
Mackay QLD Professional
Race 7: MERRY CHRISTMAS FROM THE MTC BENCHMARK 58
Handicap - 1560m



14 December 2024 - 16:57

Track Rating: Soft 5, Weather: Overcast, Rail Position: True

Section	Overall	1400m	1200m	1000m	800m	600m	400m	200m
Section Times	1:34.69 [5] (0:11.53)	1:23.16 [4] (0:11.58)	1:11.58 [3] (0:11.49)	1:00.09 [3] (0:11.59)	0:48.50 [1] (0:11.66)	0:36.84 [1] (0:11.85)	0:24.99 [2] (0:12.10)	0:12.89 [4] (0:12.89)
Average Speed [km/h]	50.3	62.9	63.0	62.7	62.1	61.1	59.6	56.1
Top Speed [km/h]	63.7	64.3	63.7	64.0	62.4	61.8	60.4	58.5
Avg. Dist. to Rail [m]	2.7	2.7	3.0	3.1	1.9	0.8	3.6	5.1
Avg. Stride Freq. [Hz]	2.2	2.3	2.2	2.2	2.2	2.2	2.2	2.2
Avg. Stride Length [m]	6.5	7.8	7.9	7.9	7.9	7.7	7.4	7.3



- [] Ranking at each section and finish
- .-.- No data available at this section
- NA No data available



Horse/Jockey Name	Naheightkay
Final Rank	6
Fastest Section Time (Section)	0:11.44 (1400m)
Top Speed [km/h] (Section)	65.7 (1400m)
Race State	Finished



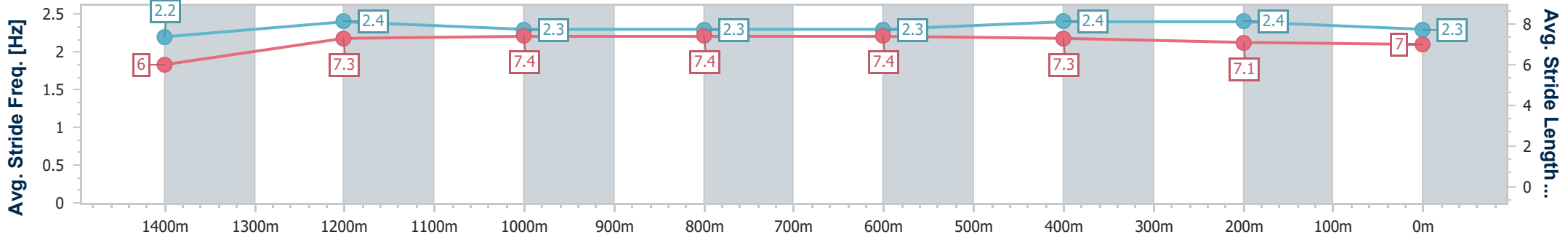
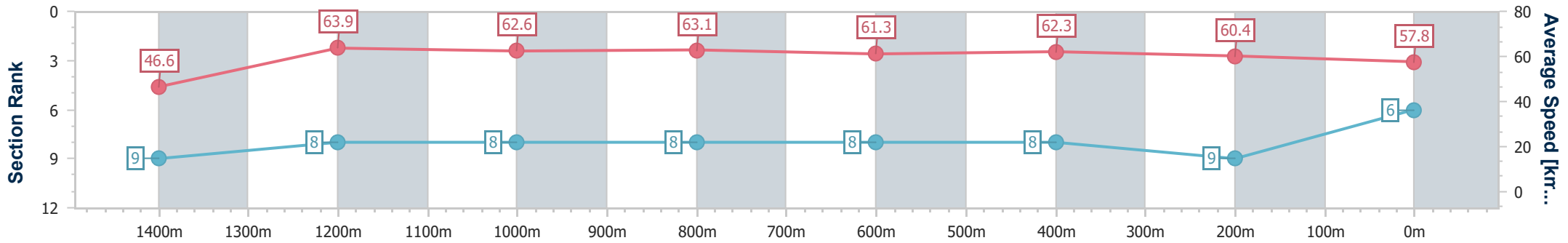
Mackay QLD Professional
Race 7: MERRY CHRISTMAS FROM THE MTC BENCHMARK 58
Handicap - 1560m



14 December 2024 - 16:57

Track Rating: Soft 5, Weather: Overcast, Rail Position: True

Section	Overall	1400m	1200m	1000m	800m	600m	400m	200m
Section Times	1:34.70 [6] (0:12.40)	1:22.30 [9] (0:11.44)	1:10.86 [8] (0:11.57)	0:59.29 [8] (0:11.51)	0:47.78 [8] (0:11.83)	0:35.95 [8] (0:11.60)	0:24.35 [8] (0:11.92)	0:12.43 [9] (0:12.43)
Average Speed [km/h]	46.6	63.9	62.6	63.1	61.3	62.3	60.4	57.8
Top Speed [km/h]	62.5	65.7	63.1	64.0	62.3	63.2	61.7	61.2
Avg. Dist. to Rail [m]	6.6	3.4	3.0	3.0	2.8	0.5	3.1	6.7
Avg. Stride Freq. [Hz]	2.2	2.4	2.3	2.3	2.3	2.4	2.4	2.3
Avg. Stride Length [m]	6.0	7.3	7.4	7.4	7.4	7.3	7.1	7.0



- [] Ranking at each section and finish
- .-.- No data available at this section
- NA No data available



Horse/Jockey Name	Eyes Are Lion
Final Rank	7
Fastest Section Time (Section)	0:11.15 (Overall)
Top Speed [km/h] (Section)	64.2 (1400m)
Race State	Finished



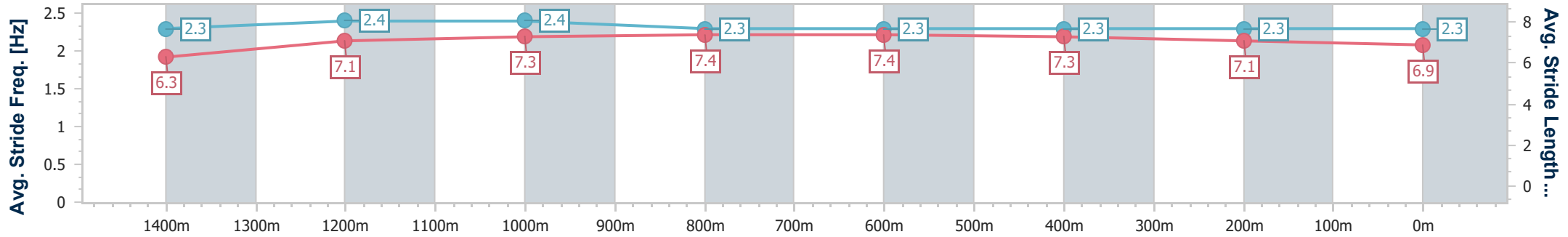
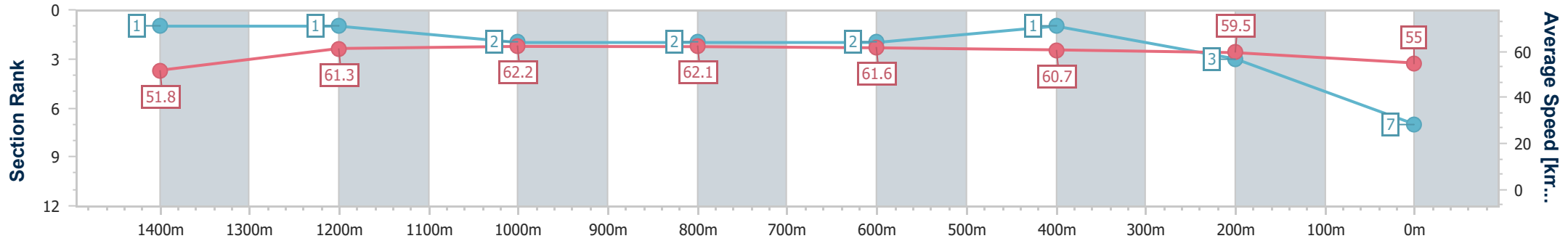
Mackay QLD Professional
Race 7: MERRY CHRISTMAS FROM THE MTC BENCHMARK 58
Handicap - 1560m



14 December 2024 - 16:57

Track Rating: Soft 5, Weather: Overcast, Rail Position: True

Section	Overall	1400m	1200m	1000m	800m	600m	400m	200m
Section Times	1:34.86 [7] (0:11.15)	1:23.71 [1] (0:11.80)	1:11.91 [1] (0:11.61)	1:00.30 [2] (0:11.64)	0:48.66 [2] (0:11.70)	0:36.96 [2] (0:11.79)	0:25.17 [1] (0:12.09)	0:13.08 [3] (0:13.08)
Average Speed [km/h]	51.8	61.3	62.2	62.1	61.6	60.7	59.5	55.0
Top Speed [km/h]	63.3	64.2	63.7	64.1	62.3	61.7	60.5	58.6
Avg. Dist. to Rail [m]	8.8	1.8	1.3	1.4	1.2	0.8	1.0	2.1
Avg. Stride Freq. [Hz]	2.3	2.4	2.4	2.3	2.3	2.3	2.3	2.3
Avg. Stride Length [m]	6.3	7.1	7.3	7.4	7.4	7.3	7.1	6.9



- [] Ranking at each section and finish
- .-.- No data available at this section
- NA No data available



Horse/Jockey Name	Cannon Hill
Final Rank	8
Fastest Section Time (Section)	0:11.42 (1000m)
Top Speed [km/h] (Section)	65.1 (1400m)
Race State	Finished



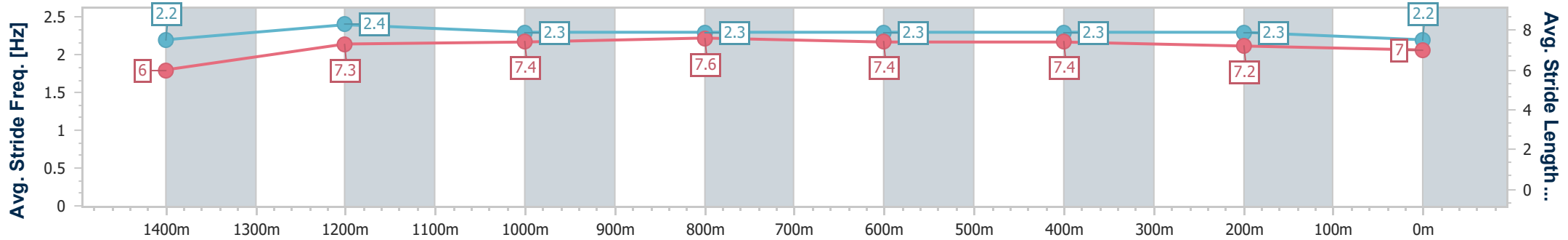
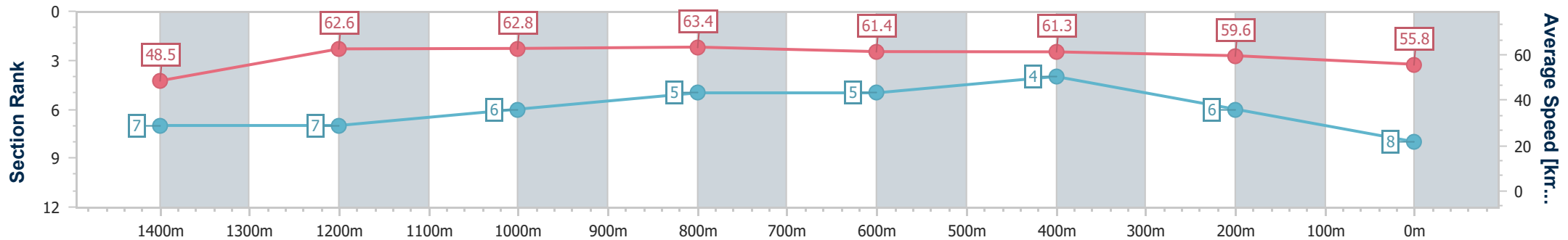
Mackay QLD Professional
Race 7: MERRY CHRISTMAS FROM THE MTC BENCHMARK 58
Handicap - 1560m



14 December 2024 - 16:57

Track Rating: Soft 5, Weather: Overcast, Rail Position: True

Section	Overall	1400m	1200m	1000m	800m	600m	400m	200m
Section Times	1:34.97 [8] (0:11.91)	1:23.06 [7] (0:11.56)	1:11.50 [7] (0:11.49)	1:00.01 [6] (0:11.42)	0:48.59 [5] (0:11.75)	0:36.84 [5] (0:11.78)	0:25.06 [4] (0:12.13)	0:12.93 [6] (0:12.93)
Average Speed [km/h]	48.5	62.6	62.8	63.4	61.4	61.3	59.6	55.8
Top Speed [km/h]	63.6	65.1	64.5	64.3	62.7	61.8	60.9	58.2
Avg. Dist. to Rail [m]	4.6	1.5	1.3	1.3	1.2	0.7	3.6	5.5
Avg. Stride Freq. [Hz]	2.2	2.4	2.3	2.3	2.3	2.3	2.3	2.2
Avg. Stride Length [m]	6.0	7.3	7.4	7.6	7.4	7.4	7.2	7.0



- [] Ranking at each section and finish
- .-.- No data available at this section
- NA No data available



Horse/Jockey Name	Saddles
Final Rank	9
Fastest Section Time (Section)	0:11.56 (1000m)
Top Speed [km/h] (Section)	63.2 (1400m)
Race State	Finished



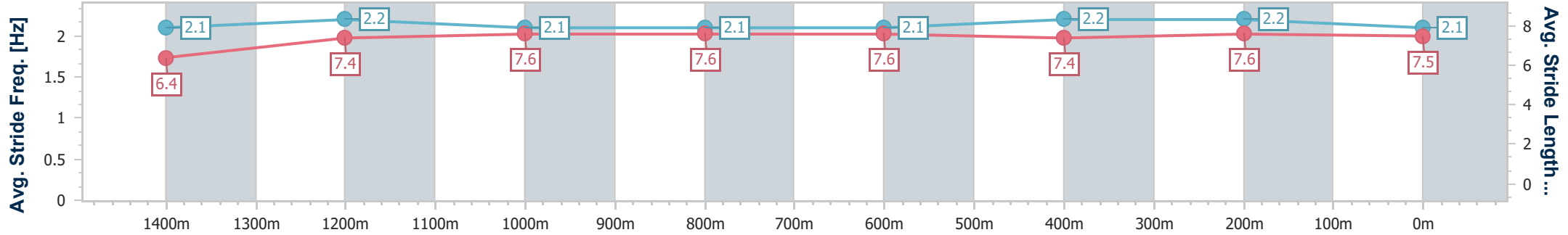
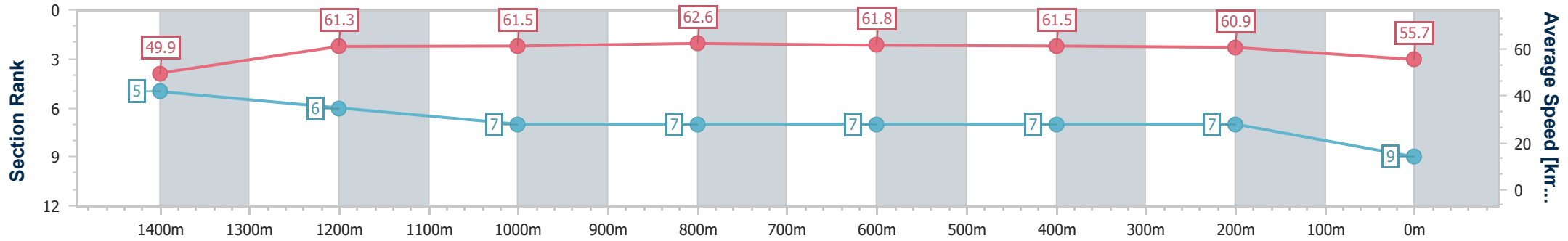
Mackay QLD Professional
Race 7: MERRY CHRISTMAS FROM THE MTC BENCHMARK 58
Handicap - 1560m



14 December 2024 - 16:57

Track Rating: Soft 5, Weather: Overcast, Rail Position: True

Section	Overall	1400m	1200m	1000m	800m	600m	400m	200m
Section Times	1:35.00 [9] (0:11.61)	1:23.39 [5] (0:11.81)	1:11.58 [6] (0:11.72)	0:59.86 [7] (0:11.56)	0:48.30 [7] (0:11.69)	0:36.61 [7] (0:11.80)	0:24.81 [7] (0:11.88)	0:12.93 [7] (0:12.93)
Average Speed [km/h]	49.9	61.3	61.5	62.6	61.8	61.5	60.9	55.7
Top Speed [km/h]	62.8	63.2	62.9	63.2	62.8	62.0	61.3	60.5
Avg. Dist. to Rail [m]	2.0	1.6	1.5	1.6	1.5	0.9	2.6	3.6
Avg. Stride Freq. [Hz]	2.1	2.2	2.1	2.1	2.1	2.2	2.2	2.1
Avg. Stride Length [m]	6.4	7.4	7.6	7.6	7.6	7.4	7.6	7.5



- [] Ranking at each section and finish
- .-.- No data available at this section
- NA No data available