



Eagle Farm QLD Professional

Race 1: RACECOURSE VILLAGE QTIS Two-Year-Old Handicap - 1200m

18 January 2025 - 12:13



BRISBANE
RACING CLUB

Track Rating: Good 4, Weather: Overcast, Rail Position: +1m Entire

Section		Overall	1000m	800m	600m	400m	200m	Last 600m					
Field Times		1:11.30 (0:13.39)	0:57.91 (0:10.84)	0:47.07 (0:11.34)	0:35.73 (0:11.66)	0:24.07 (0:11.67)	0:12.40 (0:12.40)	0:35.73					
Rank	TAB Horse/Jockey	Barrier	Top Speed [km/h]	Fastest Section				Margin	Distance Travelled [m]				
1	6 DUSHENKA Kyle Wilson-Taylor	5	67.8 1000m	0:10.88 1000m	1:11.30 [1] (0:13.59)	0:57.71 [4] (0:10.88)	0:46.83 [4] (0:11.35)	0:35.48 [4] (0:11.48)	0:24.00 [3] (0:11.64)	0:12.36 [3] (0:12.36)	1:11.30	0:35.48	
2	7 IDYLLIC AFFAIR Damien Thornton	2	67.2 1000m	0:11.05 1000m	1:11.69 [2] (0:13.78)	0:57.91 [7] (0:11.05)	0:46.86 [7] (0:11.32)	0:35.54 [7] (0:11.53)	0:24.01 [7] (0:11.50)	0:12.51 [4] (0:12.51)	2.28L	0:35.54	+0
3	2 NORTH POLE Angela Jones	1	69.2 1000m	0:10.76 1000m	1:11.71 [3] (0:13.47)	0:58.24 [2] (0:10.76)	0:47.48 [1] (0:11.34)	0:36.14 [1] (0:11.66)	0:24.48 [1] (0:11.67)	0:12.81 [1] (0:12.81)	2.4L	0:36.14	+1
4	1 SPACE RIDER James Orman	8	70.9 1000m	0:10.84 1000m	1:11.94 [4] (0:13.39)	0:58.55 [1] (0:10.84)	0:47.71 [2] (0:11.35)	0:36.36 [2] (0:11.70)	0:24.66 [2] (0:11.66)	0:13.00 [2] (0:13.00)	3.78L	0:36.36	+5
5	4 DESTINY'S SUMMIT Madeleine Wishart	7	69.6 1000m	0:10.89 1000m	1:12.80 [5] (0:13.51)	0:59.29 [3] (0:10.89)	0:48.40 [3] (0:11.26)	0:37.14 [3] (0:11.66)	0:25.48 [4] (0:12.05)	0:13.43 [5] (0:13.43)	8.83L	0:37.14	+7
6	3 RASCAL BOI Robbie Dolan	4	66.4 1000m	0:11.06 1000m	1:12.92 [6] (0:14.12)	0:58.80 [8] (0:11.06)	0:47.74 [8] (0:11.32)	0:36.42 [8] (0:11.51)	0:24.91 [8] (0:11.79)	0:13.12 [6] (0:13.12)	9.54L	0:36.42	-1
7	5 PRIDE OF NASHVILLE Sean Cormack	6	68.6 1000m	0:10.89 1000m	1:13.40 [7] (0:13.60)	0:59.80 [5] (0:10.89)	0:48.91 [5] (0:11.43)	0:37.48 [5] (0:11.74)	0:25.74 [6] (0:12.17)	0:13.57 [8] (0:13.57)	12.35L	0:37.48	+5
8	8 MIDWEST PRINCESS Cody Collis	3	68.4 1000m	0:11.01 1000m	1:14.03 [8] (0:13.61)	1:00.42 [6] (0:11.01)	0:49.41 [6] (0:11.36)	0:38.05 [6] (0:11.57)	0:26.48 [5] (0:12.26)	0:14.22 [7] (0:14.22)	16.1L	0:38.05	+3

Scratched: Toi Toi (#9)



Horse/Jockey Name	Dushenka
Final Rank	1
Fastest Section Time (Section)	0:10.88 (1000m)
Top Speed [km/h] (Section)	67.8 (1000m)
Race State	Finished



Eagle Farm QLD Professional
Race 1: RACECOURSE VILLAGE QTIS Two-Year-Old Handicap
- 1200m

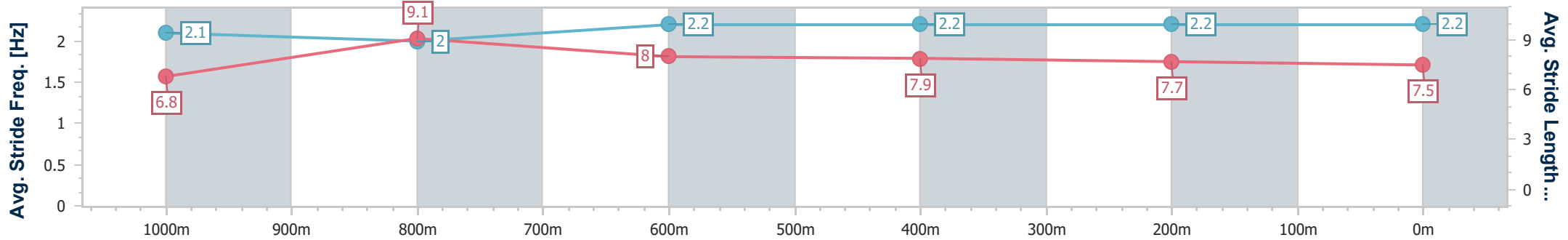
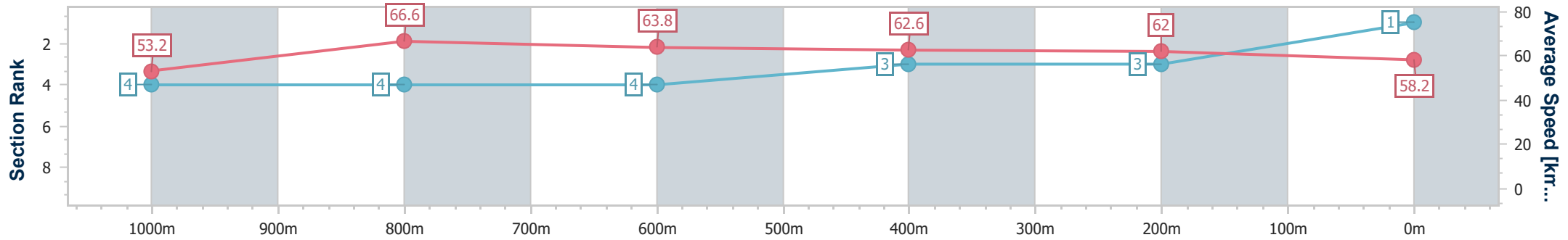


18 January 2025 - 12:13

BRISBANE
RACING CLUB

Track Rating: Good 4, Weather: Overcast, Rail Position: +1m Entire

Section	Overall	1000m	800m	600m	400m	200m
Section Times	1:11.30 [1] (0:13.59)	0:57.71 [4] (0:10.88)	0:46.83 [4] (0:11.35)	0:35.48 [4] (0:11.48)	0:24.00 [3] (0:11.64)	0:12.36 [3] (0:12.36)
Average Speed [km/h]	53.2	66.6	63.8	62.6	62.0	58.2
Top Speed [km/h]	67.2	67.8	66.6	63.9	63.2	60.7
Avg. Dist. to Rail [m]	3.6	1.5	1.2	0.7	1.1	4.3
Avg. Stride Freq. [Hz]	2.1	2.0	2.2	2.2	2.2	2.2
Avg. Stride Length [m]	6.8	9.1	8.0	7.9	7.7	7.5



- [] Ranking at each section and finish
- .-.- No data available at this section
- NA No data available



Horse/Jockey Name	Idyllic Affair
Final Rank	2
Fastest Section Time (Section)	0:11.05 (1000m)
Top Speed [km/h] (Section)	67.2 (1000m)
Race State	Finished



Eagle Farm QLD Professional
Race 1: RACECOURSE VILLAGE QTIS Two-Year-Old Handicap
- 1200m

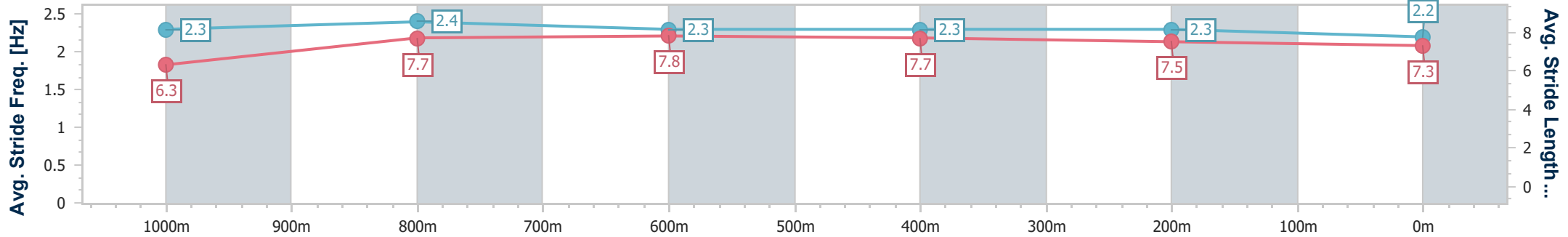
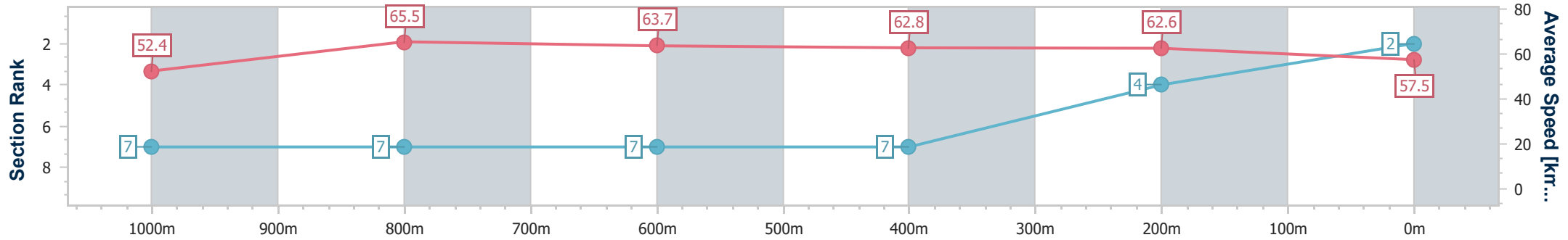


18 January 2025 - 12:13

BRISBANE
RACING CLUB

Track Rating: Good 4, Weather: Overcast, Rail Position: +1m Entire

Section	Overall	1000m	800m	600m	400m	200m
Section Times	1:11.69 [2] (0:13.78)	0:57.91 [7] (0:11.05)	0:46.86 [7] (0:11.32)	0:35.54 [7] (0:11.53)	0:24.01 [7] (0:11.50)	0:12.51 [4] (0:12.51)
Average Speed [km/h]	52.4	65.5	63.7	62.8	62.6	57.5
Top Speed [km/h]	66.3	67.2	66.2	63.9	63.8	60.6
Avg. Dist. to Rail [m]	1.9	1.5	0.9	1.0	4.2	8.0
Avg. Stride Freq. [Hz]	2.3	2.4	2.3	2.3	2.3	2.2
Avg. Stride Length [m]	6.3	7.7	7.8	7.7	7.5	7.3



- [] Ranking at each section and finish
- .-.- No data available at this section
- NA No data available



Horse/Jockey Name	North Pole
Final Rank	3
Fastest Section Time (Section)	0:10.76 (1000m)
Top Speed [km/h] (Section)	69.2 (1000m)
Race State	Finished



Eagle Farm QLD Professional
Race 1: RACECOURSE VILLAGE QTIS Two-Year-Old Handicap
- 1200m

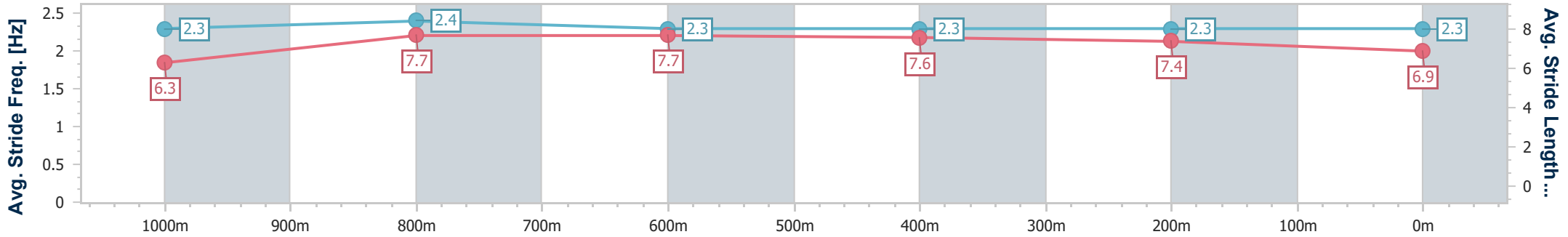
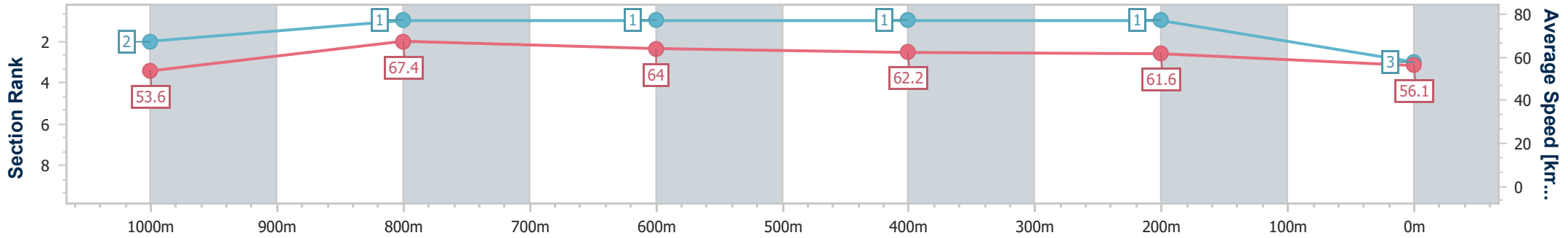


18 January 2025 - 12:13

BRISBANE RACING CLUB

Track Rating: Good 4, Weather: Overcast, Rail Position: +1m Entire

Section	Overall	1000m	800m	600m	400m	200m
Section Times	1:11.71 [3] (0:13.47)	0:58.24 [2] (0:10.76)	0:47.48 [1] (0:11.34)	0:36.14 [1] (0:11.66)	0:24.48 [1] (0:11.67)	0:12.81 [1] (0:12.81)
Average Speed [km/h]	53.6	67.4	64.0	62.2	61.6	56.1
Top Speed [km/h]	69.1	69.2	65.9	63.0	63.1	60.1
Avg. Dist. to Rail [m]	0.7	1.4	2.1	1.1	3.0	5.2
Avg. Stride Freq. [Hz]	2.3	2.4	2.3	2.3	2.3	2.3
Avg. Stride Length [m]	6.3	7.7	7.7	7.6	7.4	6.9



- [] Ranking at each section and finish
- .-.- No data available at this section
- NA No data available



Horse/Jockey Name	Space Rider
Final Rank	4
Fastest Section Time (Section)	0:10.84 (1000m)
Top Speed [km/h] (Section)	70.9 (1000m)
Race State	Finished



Eagle Farm QLD Professional
Race 1: RACECOURSE VILLAGE QTIS Two-Year-Old Handicap
- 1200m

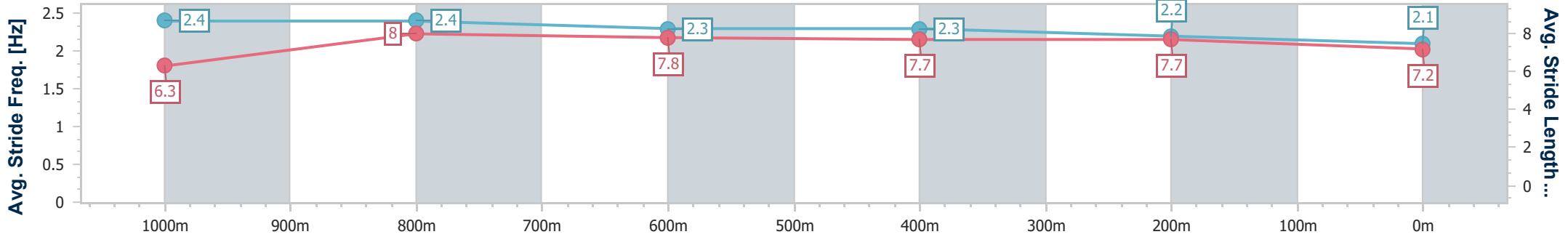
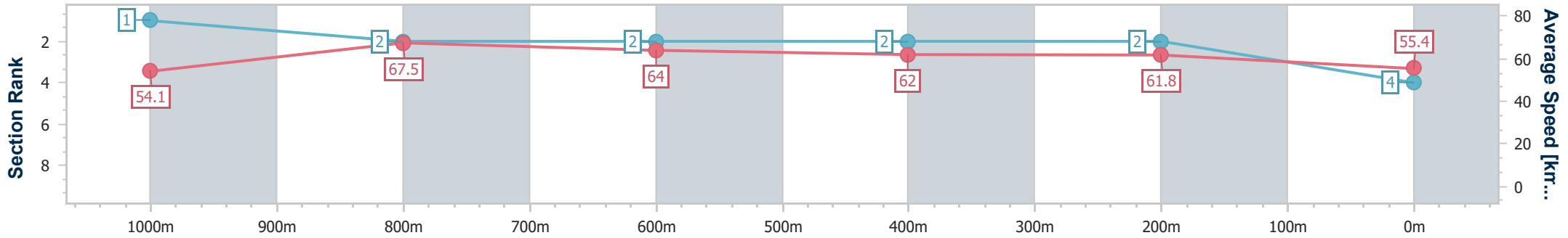


18 January 2025 - 12:13

BRISBANE
RACING CLUB

Track Rating: Good 4, Weather: Overcast, Rail Position: +1m Entire

Section	Overall	1000m	800m	600m	400m	200m
Section Times	1:11.94 [4] (0:13.39)	0:58.55 [1] (0:10.84)	0:47.71 [2] (0:11.35)	0:36.36 [2] (0:11.70)	0:24.66 [2] (0:11.66)	0:13.00 [2] (0:13.00)
Average Speed [km/h]	54.1	67.5	64.0	62.0	61.8	55.4
Top Speed [km/h]	69.2	70.9	65.5	63.0	63.1	59.5
Avg. Dist. to Rail [m]	7.9	3.0	2.1	1.9	4.0	6.1
Avg. Stride Freq. [Hz]	2.4	2.4	2.3	2.3	2.2	2.1
Avg. Stride Length [m]	6.3	8.0	7.8	7.7	7.7	7.2



- [] Ranking at each section and finish
- .-.- No data available at this section
- NA No data available



Horse/Jockey Name	Destinys Summit
Final Rank	5
Fastest Section Time (Section)	0:10.89 (1000m)
Top Speed [km/h] (Section)	69.6 (1000m)
Race State	Finished



Eagle Farm QLD Professional
Race 1: RACECOURSE VILLAGE QTIS Two-Year-Old Handicap
- 1200m

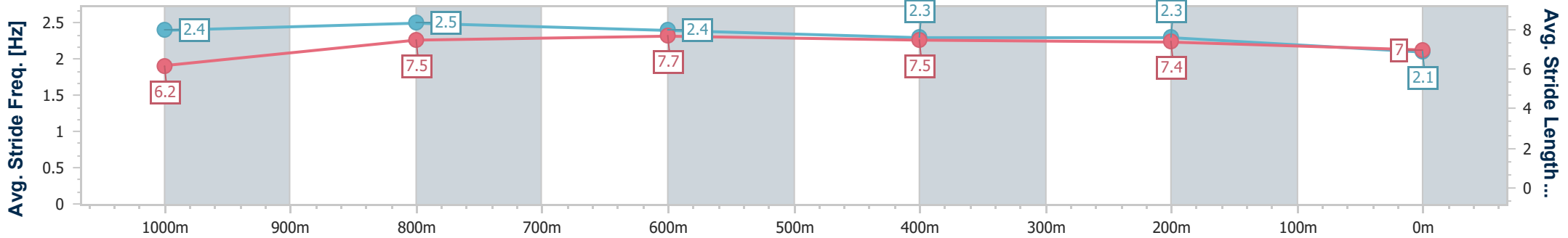
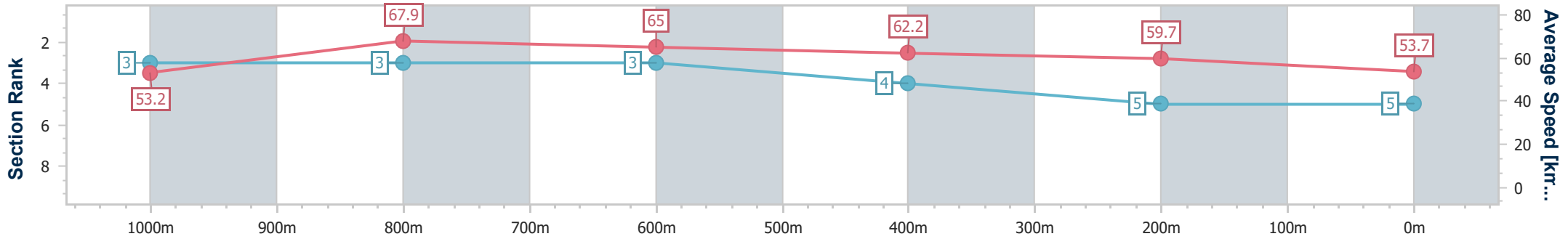


18 January 2025 - 12:13

BRISBANE RACING CLUB

Track Rating: Good 4, Weather: Overcast, Rail Position: +1m Entire

Section	Overall	1000m	800m	600m	400m	200m
Section Times	1:12.80 [5] (0:13.51)	0:59.29 [3] (0:10.89)	0:48.40 [3] (0:11.26)	0:37.14 [3] (0:11.66)	0:25.48 [4] (0:12.05)	0:13.43 [5] (0:13.43)
Average Speed [km/h]	53.2	67.9	65.0	62.2	59.7	53.7
Top Speed [km/h]	67.0	69.6	67.0	64.2	61.7	56.9
Avg. Dist. to Rail [m]	5.4	5.2	2.8	2.0	3.6	6.3
Avg. Stride Freq. [Hz]	2.4	2.5	2.4	2.3	2.3	2.1
Avg. Stride Length [m]	6.2	7.5	7.7	7.5	7.4	7.0



- [] Ranking at each section and finish
- .-.- No data available at this section
- NA No data available



Horse/Jockey Name	Rascal Boi
Final Rank	6
Fastest Section Time (Section)	0:11.06 (1000m)
Top Speed [km/h] (Section)	66.4 (1000m)
Race State	Finished



Eagle Farm QLD Professional
Race 1: RACECOURSE VILLAGE QTIS Two-Year-Old Handicap
- 1200m

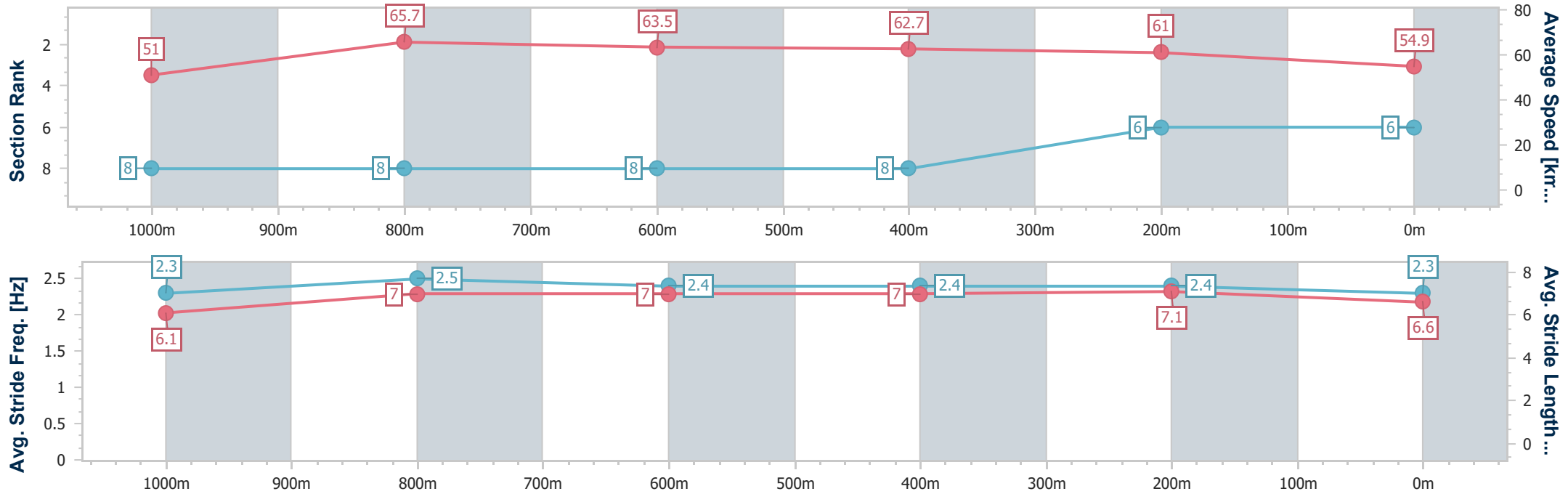


18 January 2025 - 12:13

BRISBANE RACING CLUB

Track Rating: Good 4, Weather: Overcast, Rail Position: +1m Entire

Section	Overall	1000m	800m	600m	400m	200m
Section Times	1:12.92 [6] (0:14.12)	0:58.80 [8] (0:11.06)	0:47.74 [8] (0:11.32)	0:36.42 [8] (0:11.51)	0:24.91 [8] (0:11.79)	0:13.12 [6] (0:13.12)
Average Speed [km/h]	51.0	65.7	63.5	62.7	61.0	54.9
Top Speed [km/h]	65.2	66.4	65.5	64.1	62.9	59.3
Avg. Dist. to Rail [m]	3.1	1.3	0.3	0.3	3.1	4.8
Avg. Stride Freq. [Hz]	2.3	2.5	2.4	2.4	2.4	2.3
Avg. Stride Length [m]	6.1	7.0	7.0	7.0	7.1	6.6



- [] Ranking at each section and finish
- .-.- No data available at this section
- NA No data available



Horse/Jockey Name	Pride Of Nashville
Final Rank	7
Fastest Section Time (Section)	0:10.89 (1000m)
Top Speed [km/h] (Section)	68.6 (1000m)
Race State	Finished



Eagle Farm QLD Professional
Race 1: RACECOURSE VILLAGE QTIS Two-Year-Old Handicap
- 1200m

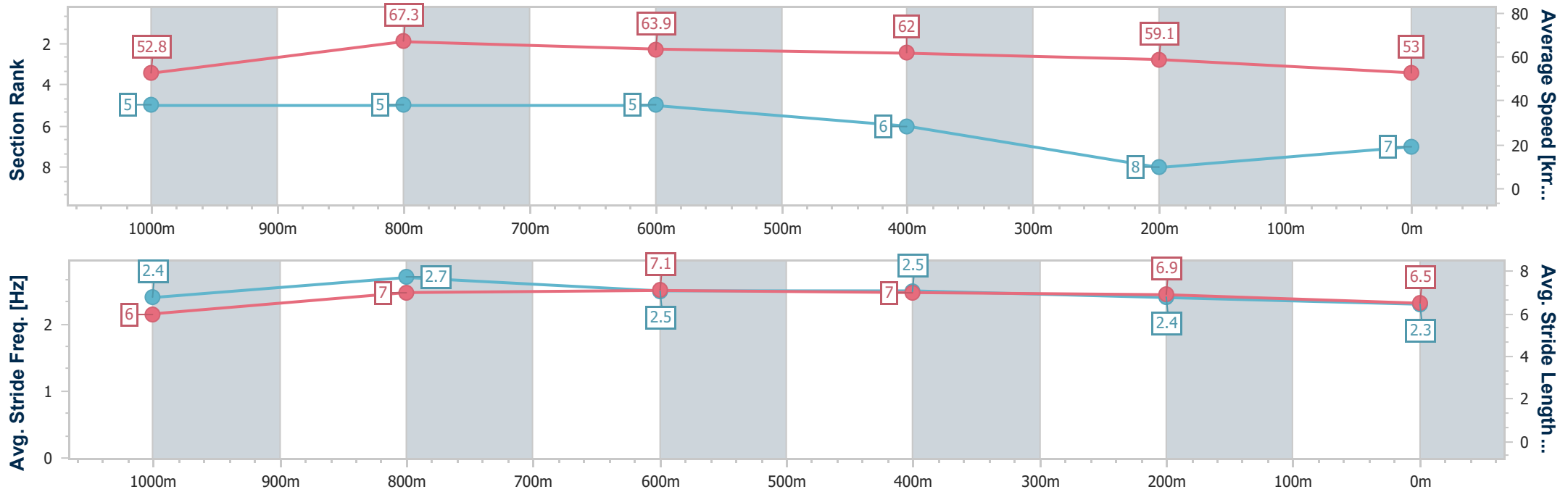


18 January 2025 - 12:13

BRISBANE RACING CLUB

Track Rating: Good 4, Weather: Overcast, Rail Position: +1m Entire

Section	Overall	1000m	800m	600m	400m	200m
Section Times	1:13.40 [7] (0:13.60)	0:59.80 [5] (0:10.89)	0:48.91 [5] (0:11.43)	0:37.48 [5] (0:11.74)	0:25.74 [6] (0:12.17)	0:13.57 [8] (0:13.57)
Average Speed [km/h]	52.8	67.3	63.9	62.0	59.1	53.0
Top Speed [km/h]	68.2	68.6	65.6	63.2	61.6	56.4
Avg. Dist. to Rail [m]	3.6	3.3	3.1	1.8	3.3	5.1
Avg. Stride Freq. [Hz]	2.4	2.7	2.5	2.5	2.4	2.3
Avg. Stride Length [m]	6.0	7.0	7.1	7.0	6.9	6.5



- [] Ranking at each section and finish
- .-.- No data available at this section
- NA No data available



Horse/Jockey Name	Midwest Princess
Final Rank	8
Fastest Section Time (Section)	0:11.01 (1000m)
Top Speed [km/h] (Section)	68.4 (1000m)
Race State	Finished



Eagle Farm QLD Professional
Race 1: RACECOURSE VILLAGE QTIS Two-Year-Old Handicap
- 1200m

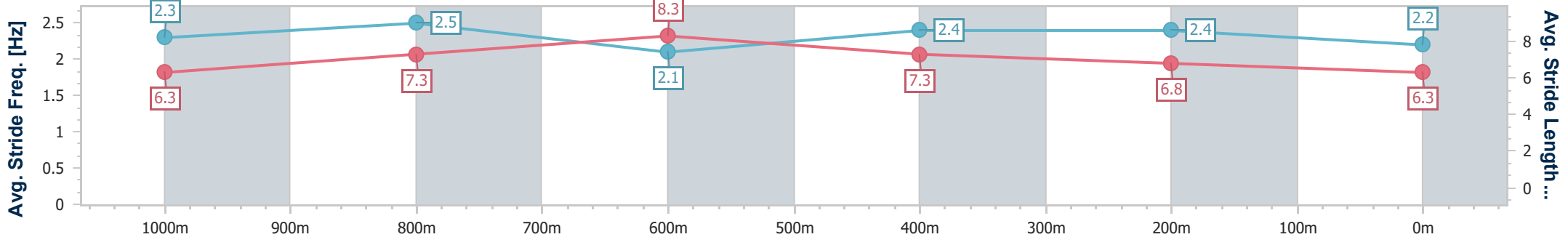
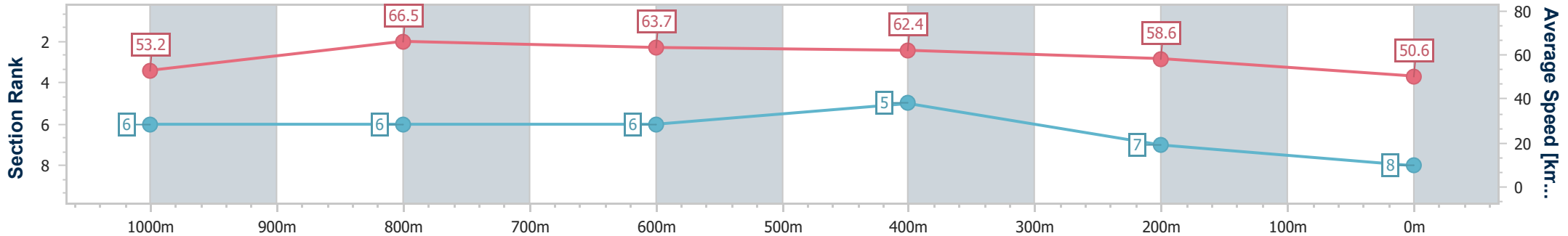


18 January 2025 - 12:13

BRISBANE RACING CLUB

Track Rating: Good 4, Weather: Overcast, Rail Position: +1m Entire

Section	Overall	1000m	800m	600m	400m	200m
Section Times	1:14.03 [8] (0:13.61)	1:00.42 [6] (0:11.01)	0:49.41 [6] (0:11.36)	0:38.05 [6] (0:11.57)	0:26.48 [5] (0:12.26)	0:14.22 [7] (0:14.22)
Average Speed [km/h]	53.2	66.5	63.7	62.4	58.6	50.6
Top Speed [km/h]	67.6	68.4	65.1	64.6	60.9	55.9
Avg. Dist. to Rail [m]	3.4	2.8	1.4	0.6	1.1	0.4
Avg. Stride Freq. [Hz]	2.3	2.5	2.1	2.4	2.4	2.2
Avg. Stride Length [m]	6.3	7.3	8.3	7.3	6.8	6.3



- [] Ranking at each section and finish
- .-.- No data available at this section
- NA No data available



Eagle Farm QLD Professional
Race 2: STRADBROKE SEASON ON SALE SOON BENCHMARK 78
Handicap - 2200m
18 January 2025 - 12:48



BRISBANE
RACING CLUB

Track Rating: Good 4, Weather: Overcast, Rail Position: +1m Entire

Section		Overall	2000m	1800m	1600m	1400m	1200m	1000m	Last 600m				
Field Times		2:16.40 (0:14.37)	2:02.03 (0:11.94)	1:50.09 (0:12.47)	1:37.62 (0:12.87)	1:24.75 (0:12.19)	1:12.56 (0:12.64)	0:59.92 (0:12.62)	0:35.28				
Rank	TAB Horse/Jockey	Barrier	Top Speed [km/h]	Fastest Section	Distance Travelled [m]								
1	8 HABEEBAH Angela Jones	3	64.9 400m	0:11.25 400m	2:16.40 [1] (0:14.68)	2:01.72 [3] (0:12.02)	1:49.70 [4] (0:12.51)	1:37.19 [4] (0:12.92)	1:24.27 [5] (0:12.20)	1:12.07 [5] (0:12.48)	0:59.59 [4] (0:12.59)	0:34.89	
2	2 IVERSON Vlad Duric	9	65.0 600m	0:11.34 400m	2:16.77 [2] (0:15.55)	2:01.22 [9] (0:12.26)	1:48.96 [9] (0:12.36)	1:36.60 [9] (0:12.66)	1:23.94 [9] (0:12.20)	1:11.74 [9] (0:12.34)	0:59.40 [9] (0:12.43)	0:34.83	+1
3	7 ALDEENAARY James Orman	6	65.6 600m	0:11.48 400m	2:16.80 [3] (0:15.16)	2:01.64 [8] (0:11.97)	1:49.67 [7] (0:12.51)	1:37.16 [7] (0:12.58)	1:24.58 [6] (0:12.22)	1:12.36 [6] (0:12.48)	0:59.88 [6] (0:12.49)	0:35.39	-4
4	3 LIONEL Martin Harley	4	64.3 600m	0:11.47 400m	2:16.99 [4] (0:15.11)	2:01.88 [7] (0:12.11)	1:49.77 [8] (0:12.62)	1:37.15 [8] (0:12.74)	1:24.41 [8] (0:12.34)	1:12.07 [8] (0:12.58)	0:59.49 [11] (0:12.43)	0:35.07	-10
5	5 ARTFUL GIRL Robbie Dolan	11	63.2 1400m	0:11.77 1400m	2:17.07 [5] (0:15.00)	2:02.07 [5] (0:11.98)	1:50.09 [5] (0:12.52)	1:37.57 [5] (0:12.57)	1:25.00 [4] (0:11.77)	1:13.23 [1] (0:12.65)	1:00.58 [2] (0:12.61)	0:35.95	-6
6	9 CELESTIAL FURY Bailey Wheeler	2	64.5 600m	0:11.52 600m	2:17.76 [6] (0:15.00)	2:02.76 [6] (0:12.07)	1:50.69 [6] (0:12.49)	1:38.20 [6] (0:12.69)	1:25.51 [7] (0:12.48)	1:13.03 [7] (0:12.58)	1:00.45 [8] (0:12.58)	0:35.82	-9
7	12 SEERESS Tahlia Fenlon	1	62.7 400m	0:11.74 400m	2:17.77 [7] (0:14.65)	2:03.12 [2] (0:11.87)	1:51.25 [3] (0:12.53)	1:38.72 [3] (0:12.91)	1:25.81 [3] (0:12.33)	1:13.48 [4] (0:12.60)	1:00.88 [5] (0:12.57)	0:36.11	-9
8	4 BEDFORD SQUARE Damien Thornton	10	64.2 1200m	0:11.64 1200m	2:17.78 [8] (0:15.80)	2:01.98 [11] (0:12.36)	1:49.62 [11] (0:12.29)	1:37.33 [11] (0:12.65)	1:24.68 [11] (0:12.29)	1:12.39 [11] (0:11.64)	1:00.75 [7] (0:12.50)	0:36.10	+1
9	13 VENTUROUS Emily Lang	5	63.0 2000m	0:11.79 2000m	2:17.86 [9] (0:14.69)	2:03.17 [4] (0:11.79)	1:51.38 [2] (0:12.43)	1:38.95 [2] (0:12.96)	1:25.99 [2] (0:12.10)	1:13.89 [3] (0:12.51)	1:01.38 [1] (0:12.66)	0:36.51	-1
10	15 AMALGAMATION Cejay Graham	7	63.5 600m	0:11.64 400m	2:17.87 [10] (0:15.62)	2:02.25 [10] (0:12.21)	1:50.04 [10] (0:12.44)	1:37.60 [10] (0:12.65)	1:24.95 [10] (0:12.36)	1:12.59 [10] (0:12.19)	1:00.40 [10] (0:12.58)	0:35.70	-4

Scratched: Forum One (#10), Gulf Of Tomini (#11), Lucky Exchange (#6)

[] Ranking at each section and finish
 -:-:- No data available at this section
 NA No data available
 SCN Saddle cloth number
 DNF Did not finish
 DNT Did not track



Eagle Farm QLD Professional
Race 2: STRADBROKE SEASON ON SALE SOON BENCHMARK 78
Handicap - 2200m
18 January 2025 - 12:48



Track Rating: Good 4, Weather: Overcast, Rail Position: +1m Entire

Section														
Field Times	Overall	2000m	1800m	1600m	1400m	1200m	1000m	Last 600m						
	2:16.40 (0:14.37)	2:02.03 (0:11.94)	1:50.09 (0:12.47)	1:37.62 (0:12.87)	1:24.75 (0:12.19)	1:12.56 (0:12.64)	0:59.92 (0:12.62)	0:35.28						
Rank	TAB	Horse/Jockey	Barrier	Top Speed [km/h]	Fastest Section									Distance Travelled [m]
11	1	CASHIN' CHEX Dan McGillivray	8	64.3 1200m	0:11.68 400m	2:18.02 [11] (0:15.93)	2:02.09 [12] (0:12.34)	1:49.75 [12] (0:12.28)	1:37.47 [12] (0:12.65)	1:24.82 [12] (0:12.43)	1:12.39 [12] (0:12.03)	1:00.36 [12] (0:12.51)	0:36.05	-3
12	14	VERMEER Noriyuki Masuda	12	63.9 Overall	0:11.81 600m	2:18.99 [12] (0:14.37)	2:04.62 [1] (0:11.94)	1:52.68 [1] (0:12.47)	1:40.21 [1] (0:12.87)	1:27.34 [1] (0:12.32)	1:15.02 [2] (0:12.66)	1:02.36 [3] (0:12.69)	0:37.62	-11

Scratched: Forum One (#10), Gulf Of Tomini (#11), Lucky Exchange (#6)

[] Ranking at each section and finish
 -:-:-:- No data available at this section
 NA No data available

SCN Saddle cloth number
 DNF Did not finish
 DNT Did not track



Eagle Farm QLD Professional
Race 2: STRADBROKE SEASON ON SALE SOON BENCHMARK 78
Handicap - 2200m
18 January 2025 - 12:48



Track Rating: Good 4, Weather: Overcast, Rail Position: +1m Entire

Section		Field Times				Last 600m					
		800m	600m	400m	200m						
		0:47.30 (0:12.02)	0:35.28 (0:11.83)	0:23.45 (0:11.45)	0:12.00 (0:12.00)	0:35.28					
Rank	TAB Horse/Jockey	Barrier	Top Speed [km/h]	Fastest Section	Margin				Distance Travelled [m]		
1	8 HABEEBAH Angela Jones	3	64.9 400m	0:11.25 400m	0:47.00 [4] (0:12.11)	0:34.89 [5] (0:11.64)	0:23.25 [4] (0:11.25)	0:12.00 [1] (0:12.00)	2:16.40	0:34.89	
2	2 IVERSON Vlad Duric	9	65.0 600m	0:11.34 400m	0:46.97 [8] (0:12.14)	0:34.83 [10] (0:11.58)	0:23.25 [9] (0:11.34)	0:11.91 [4] (0:11.91)	2.15L	0:34.83	+1
3	7 ALDEENAARY James Orman	6	65.6 600m	0:11.48 400m	0:47.39 [5] (0:12.00)	0:35.39 [4] (0:11.54)	0:23.85 [1] (0:11.48)	0:12.37 [2] (0:12.37)	2.33L	0:35.39	-4
4	3 LIONEL Martin Harley	4	64.3 600m	0:11.47 400m	0:47.06 [10] (0:11.99)	0:35.07 [8] (0:11.48)	0:23.59 [6] (0:11.47)	0:12.12 [5] (0:12.12)	3.47L	0:35.07	-10
5	5 ARTFUL GIRL Robbie Dolan	11	63.2 1400m	0:11.77 1400m	0:47.97 [1] (0:12.02)	0:35.95 [1] (0:11.84)	0:24.11 [2] (0:11.83)	0:12.28 [3] (0:12.28)	3.97L	0:35.95	-6
6	9 CELESTIAL FURY Bailey Wheeler	2	64.5 600m	0:11.52 600m	0:47.87 [9] (0:12.05)	0:35.82 [9] (0:11.52)	0:24.30 [8] (0:11.78)	0:12.52 [8] (0:12.52)	8.02L	0:35.82	-9
7	12 SEERESS Tahlia Fenlon	1	62.7 400m	0:11.74 400m	0:48.31 [6] (0:12.20)	0:36.11 [6] (0:11.77)	0:24.34 [7] (0:11.74)	0:12.60 [7] (0:12.60)	8.08L	0:36.11	-9
8	4 BEDFORD SQUARE Damien Thornton	10	64.2 1200m	0:11.64 1200m	0:48.25 [7] (0:12.15)	0:36.10 [7] (0:11.84)	0:24.26 [10] (0:11.88)	0:12.38 [9] (0:12.38)	8.15L	0:36.10	+1
9	13 VENTUROUS Emily Lang	5	63.0 2000m	0:11.79 2000m	0:48.72 [2] (0:12.21)	0:36.51 [2] (0:11.79)	0:24.72 [3] (0:12.00)	0:12.72 [6] (0:12.72)	8.57L	0:36.51	-1
10	15 AMALGAMATION Cejay Graham	7	63.5 600m	0:11.64 400m	0:47.82 [11] (0:12.12)	0:35.70 [12] (0:11.73)	0:23.97 [12] (0:11.64)	0:12.33 [12] (0:12.33)	8.62L	0:35.70	-4

Scratched: Forum One (#10), Gulf Of Tomini (#11), Lucky Exchange (#6)

[] Ranking at each section and finish
 -:-:- No data available at this section
 NA No data available

SCN Saddle cloth number
 DNF Did not finish
 DNT Did not track



Eagle Farm QLD Professional
Race 2: STRADBROKE SEASON ON SALE SOON BENCHMARK 78
Handicap - 2200m
18 January 2025 - 12:48



Track Rating: Good 4, Weather: Overcast, Rail Position: +1m Entire

Section		800m	600m	400m	200m	Last 600m					
Field Times		0:47.30 (0:12.02)	0:35.28 (0:11.83)	0:23.45 (0:11.45)	0:12.00 (0:12.00)	0:35.28					
Rank	TAB Horse/Jockey	Barrier	Top Speed [km/h]	Fastest Section	Margin			Distance Travelled [m]			
11	1 CASHIN' CHEX Dan McGillivray	8	64.3 1200m	0:11.68 400m	0:47.85 [12] (0:11.80)	0:36.05 [11] (0:11.86)	0:24.19 [11] (0:11.68)	0:12.51 [11] (0:12.51)	9.53L	0:36.05	-3
12	14 VERMEER Noriyuki Masuda	12	63.9 Overall	0:11.81 600m	0:49.67 [3] (0:12.05)	0:37.62 [3] (0:11.81)	0:25.81 [5] (0:12.27)	0:13.54 [10] (0:13.54)	15.22L	0:37.62	-11

Scratched: Forum One (#10), Gulf Of Tomini (#11), Lucky Exchange (#6)

[] Ranking at each section and finish
 -:-:-:- No data available at this section
 NA No data available

SCN Saddle cloth number
 DNF Did not finish
 DNT Did not track



Horse/Jockey Name	Habeebah
Final Rank	1
Fastest Section Time (Section)	0:11.25 (400m)
Top Speed [km/h] (Section)	64.9 (400m)
Race State	Finished



Eagle Farm QLD Professional
Race 2: STRADBROKE SEASON ON SALE SOON
BENCHMARK 78 Handicap - 2200m

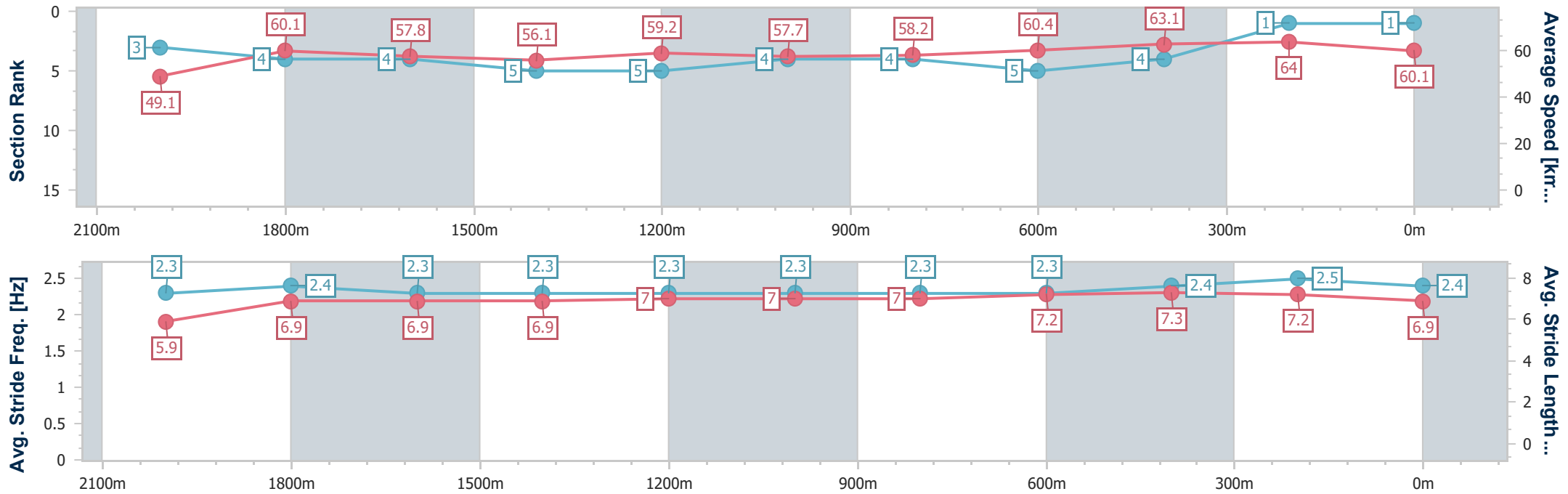
18 January 2025 - 12:48

Track Rating: Good 4, Weather: Overcast, Rail Position: +1m Entire



BRISBANE
RACING CLUB

Section	Overall	2000m	1800m	1600m	1400m	1200m	1000m	800m	600m	400m	200m
Section Times	2:16.40 [1] (0:14.68)	2:01.72 [3] (0:12.02)	1:49.70 [4] (0:12.51)	1:37.19 [4] (0:12.92)	1:24.27 [5] (0:12.20)	1:12.07 [5] (0:12.48)	0:59.59 [4] (0:12.59)	0:47.00 [4] (0:12.11)	0:34.89 [5] (0:11.64)	0:23.25 [4] (0:11.25)	0:12.00 [1] (0:12.00)
Average Speed [km/h]	49.1	60.1	57.8	56.1	59.2	57.7	58.2	60.4	63.1	64.0	60.1
Top Speed [km/h]	60.5	61.0	59.1	57.1	61.9	61.9	59.3	62.4	64.8	64.9	62.5
Avg. Dist. to Rail [m]	3.5	0.3	1.1	2.1	2.5	2.7	3.0	3.5	3.7	6.0	5.0
Avg. Stride Freq. [Hz]	2.3	2.4	2.3	2.3	2.3	2.3	2.3	2.3	2.4	2.5	2.4
Avg. Stride Length [m]	5.9	6.9	6.9	6.9	7.0	7.0	7.0	7.2	7.3	7.2	6.9



- [] Ranking at each section and finish
- .-.- No data available at this section
- NA No data available



Horse/Jockey Name	Iverson
Final Rank	2
Fastest Section Time (Section)	0:11.34 (400m)
Top Speed [km/h] (Section)	65.0 (600m)
Race State	Finished



Eagle Farm QLD Professional
Race 2: STRADBROKE SEASON ON SALE SOON
BENCHMARK 78 Handicap - 2200m

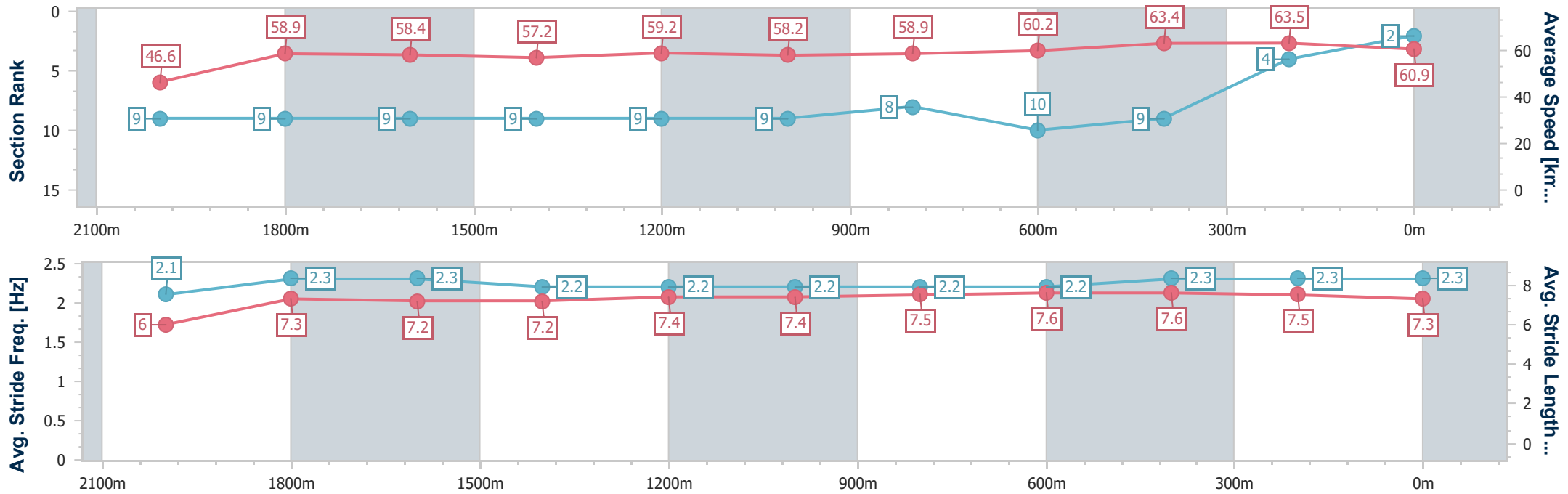
18 January 2025 - 12:48

Track Rating: Good 4, Weather: Overcast, Rail Position: +1m Entire



BRISBANE
RACING CLUB

Section	Overall	2000m	1800m	1600m	1400m	1200m	1000m	800m	600m	400m	200m
Section Times	2:16.77 [2] (0:15.55)	2:01.22 [9] (0:12.26)	1:48.96 [9] (0:12.36)	1:36.60 [9] (0:12.66)	1:23.94 [9] (0:12.20)	1:11.74 [9] (0:12.34)	0:59.40 [9] (0:12.43)	0:46.97 [8] (0:12.14)	0:34.83 [10] (0:11.58)	0:23.25 [9] (0:11.34)	0:11.91 [4] (0:11.91)
Average Speed [km/h]	46.6	58.9	58.4	57.2	59.2	58.2	58.9	60.2	63.4	63.5	60.9
Top Speed [km/h]	57.8	61.3	60.9	58.3	61.3	62.3	61.6	62.5	65.0	64.9	62.8
Avg. Dist. to Rail [m]	6.1	0.5	0.6	1.7	2.0	2.8	2.9	2.8	4.6	8.4	8.6
Avg. Stride Freq. [Hz]	2.1	2.3	2.3	2.2	2.2	2.2	2.2	2.2	2.3	2.3	2.3
Avg. Stride Length [m]	6.0	7.3	7.2	7.2	7.4	7.4	7.5	7.6	7.6	7.5	7.3



- [] Ranking at each section and finish
- .-.- No data available at this section
- NA No data available



Horse/Jockey Name	Aldeenaary
Final Rank	3
Fastest Section Time (Section)	0:11.48 (400m)
Top Speed [km/h] (Section)	65.6 (600m)
Race State	Finished



Eagle Farm QLD Professional
Race 2: STRADBROKE SEASON ON SALE SOON
BENCHMARK 78 Handicap - 2200m

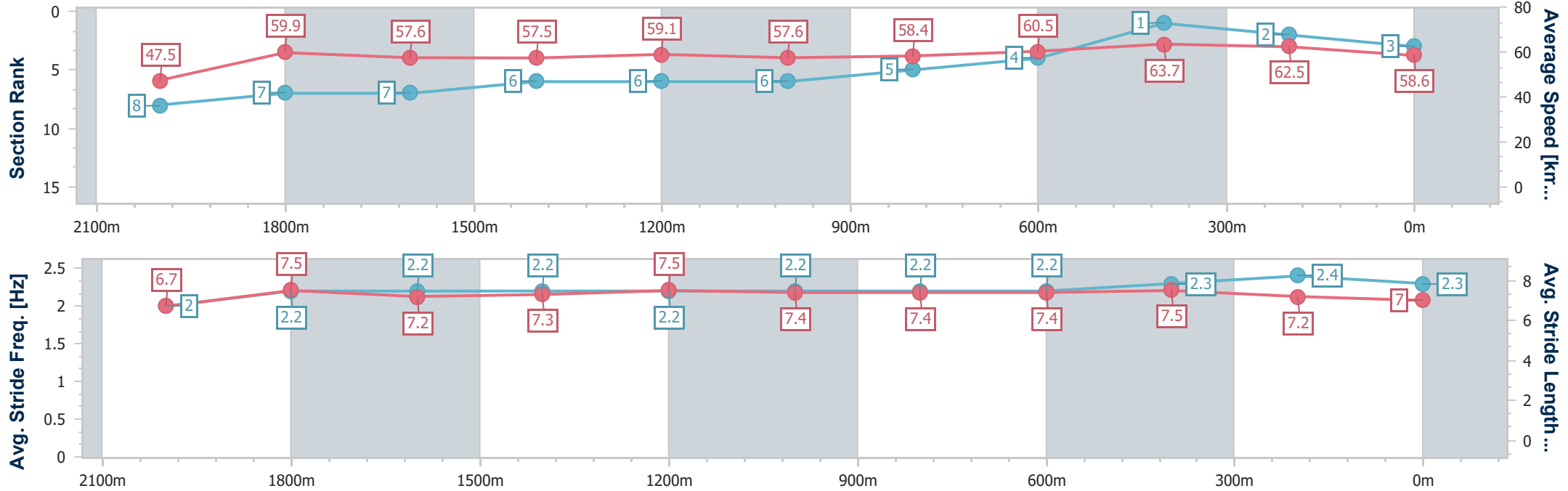
18 January 2025 - 12:48

Track Rating: Good 4, Weather: Overcast, Rail Position: +1m Entire



BRISBANE
RACING CLUB

Section	Overall	2000m	1800m	1600m	1400m	1200m	1000m	800m	600m	400m	200m
Section Times	2:16.80 [3] (0:15.16)	2:01.64 [8] (0:11.97)	1:49.67 [7] (0:12.51)	1:37.16 [7] (0:12.58)	1:24.58 [6] (0:12.22)	1:12.36 [6] (0:12.48)	0:59.88 [6] (0:12.49)	0:47.39 [5] (0:12.00)	0:35.39 [4] (0:11.54)	0:23.85 [1] (0:11.48)	0:12.37 [2] (0:12.37)
Average Speed [km/h]	47.5	59.9	57.6	57.5	59.1	57.6	58.4	60.5	63.7	62.5	58.6
Top Speed [km/h]	59.3	60.8	58.5	60.2	61.7	61.9	58.9	62.4	65.6	65.2	62.2
Avg. Dist. to Rail [m]	4.3	1.0	0.5	1.4	1.6	2.3	2.1	2.2	3.7	6.8	6.1
Avg. Stride Freq. [Hz]	2.0	2.2	2.2	2.2	2.2	2.2	2.2	2.2	2.3	2.4	2.3
Avg. Stride Length [m]	6.7	7.5	7.2	7.3	7.5	7.4	7.4	7.4	7.5	7.2	7.0



- [] Ranking at each section and finish
- .-.- No data available at this section
- NA No data available



Horse/Jockey Name	Lionel
Final Rank	4
Fastest Section Time (Section)	0:11.47 (400m)
Top Speed [km/h] (Section)	64.3 (600m)
Race State	Finished



Eagle Farm QLD Professional
Race 2: STRADBROKE SEASON ON SALE SOON
BENCHMARK 78 Handicap - 2200m

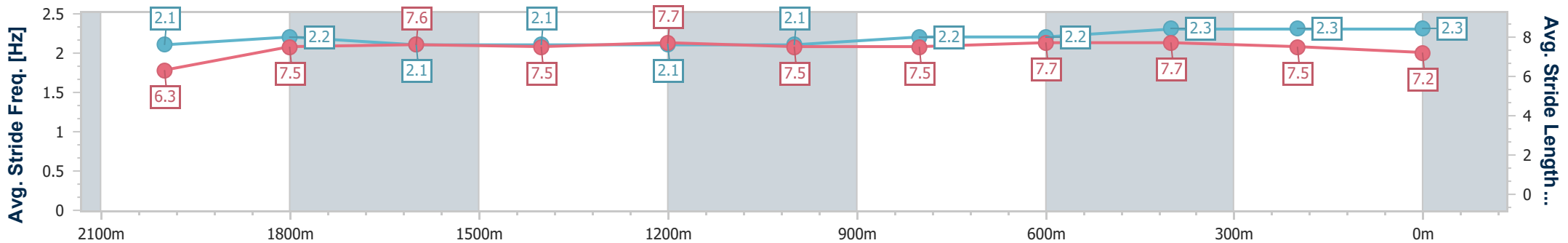
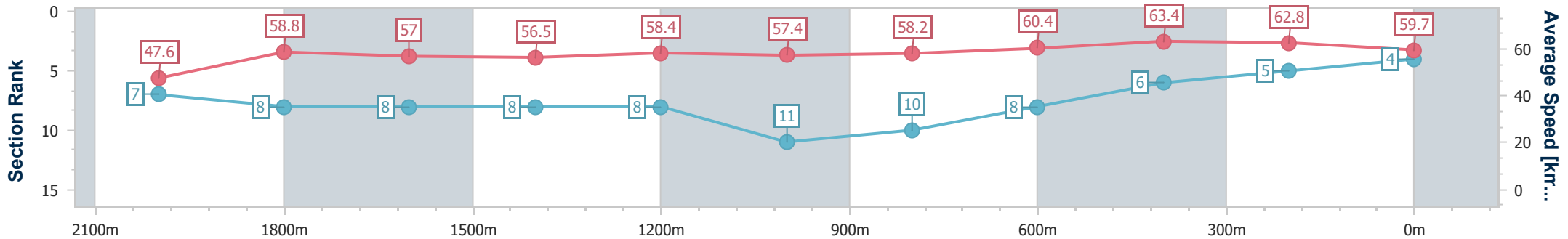
18 January 2025 - 12:48

Track Rating: Good 4, Weather: Overcast, Rail Position: +1m Entire



BRISBANE
RACING CLUB

Section	Overall	2000m	1800m	1600m	1400m	1200m	1000m	800m	600m	400m	200m
Section Times	2:16.99 [4] (0:15.11)	2:01.88 [7] (0:12.11)	1:49.77 [8] (0:12.62)	1:37.15 [8] (0:12.74)	1:24.41 [8] (0:12.34)	1:12.07 [8] (0:12.58)	0:59.49 [11] (0:12.43)	0:47.06 [10] (0:11.99)	0:35.07 [8] (0:11.48)	0:23.59 [6] (0:11.47)	0:12.12 [5] (0:12.12)
Average Speed [km/h]	47.6	58.8	57.0	56.5	58.4	57.4	58.2	60.4	63.4	62.8	59.7
Top Speed [km/h]	60.0	59.7	58.0	58.4	60.1	60.5	60.9	62.7	64.3	63.8	61.6
Avg. Dist. to Rail [m]	2.1	1.8	0.7	0.7	0.9	1.3	1.5	1.3	1.9	6.0	6.0
Avg. Stride Freq. [Hz]	2.1	2.2	2.1	2.1	2.1	2.1	2.2	2.2	2.3	2.3	2.3
Avg. Stride Length [m]	6.3	7.5	7.6	7.5	7.7	7.5	7.5	7.7	7.7	7.5	7.2



- [] Ranking at each section and finish
- .-.- No data available at this section
- NA No data available



Horse/Jockey Name	Artful Girl
Final Rank	5
Fastest Section Time (Section)	0:11.77 (1400m)
Top Speed [km/h] (Section)	63.2 (1400m)
Race State	Finished



Eagle Farm QLD Professional
Race 2: STRADBROKE SEASON ON SALE SOON
BENCHMARK 78 Handicap - 2200m

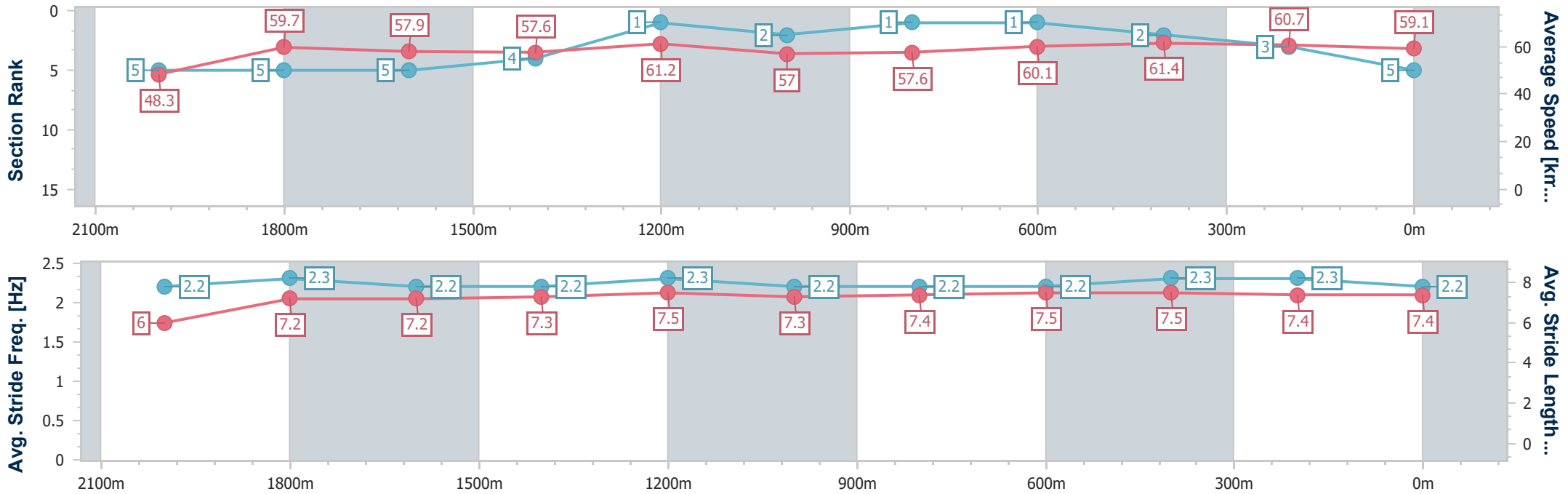
18 January 2025 - 12:48

Track Rating: Good 4, Weather: Overcast, Rail Position: +1m Entire



BRISBANE
RACING CLUB

Section	Overall	2000m	1800m	1600m	1400m	1200m	1000m	800m	600m	400m	200m
Section Times	2:17.07 [5] (0:15.00)	2:02.07 [5] (0:11.98)	1:50.09 [5] (0:12.52)	1:37.57 [5] (0:12.57)	1:25.00 [4] (0:11.77)	1:13.23 [1] (0:12.65)	1:00.58 [2] (0:12.61)	0:47.97 [1] (0:12.02)	0:35.95 [1] (0:11.84)	0:24.11 [2] (0:11.83)	0:12.28 [3] (0:12.28)
Average Speed [km/h]	48.3	59.7	57.9	57.6	61.2	57.0	57.6	60.1	61.4	60.7	59.1
Top Speed [km/h]	60.5	60.8	58.9	61.5	63.2	57.5	58.8	61.6	62.8	62.2	60.8
Avg. Dist. to Rail [m]	7.5	0.7	0.9	2.4	2.6	1.7	1.0	1.0	1.8	4.2	2.5
Avg. Stride Freq. [Hz]	2.2	2.3	2.2	2.2	2.3	2.2	2.2	2.2	2.3	2.3	2.2
Avg. Stride Length [m]	6.0	7.2	7.2	7.3	7.5	7.3	7.4	7.5	7.5	7.4	7.4



- [] Ranking at each section and finish
- .-.- No data available at this section
- NA No data available



Horse/Jockey Name	Celestial Fury
Final Rank	6
Fastest Section Time (Section)	0:11.52 (600m)
Top Speed [km/h] (Section)	64.5 (600m)
Race State	Finished



Eagle Farm QLD Professional
Race 2: STRADBROKE SEASON ON SALE SOON
BENCHMARK 78 Handicap - 2200m

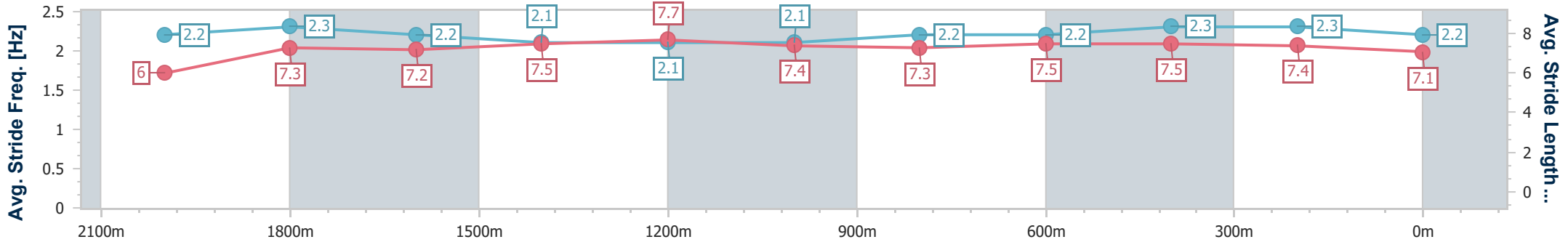
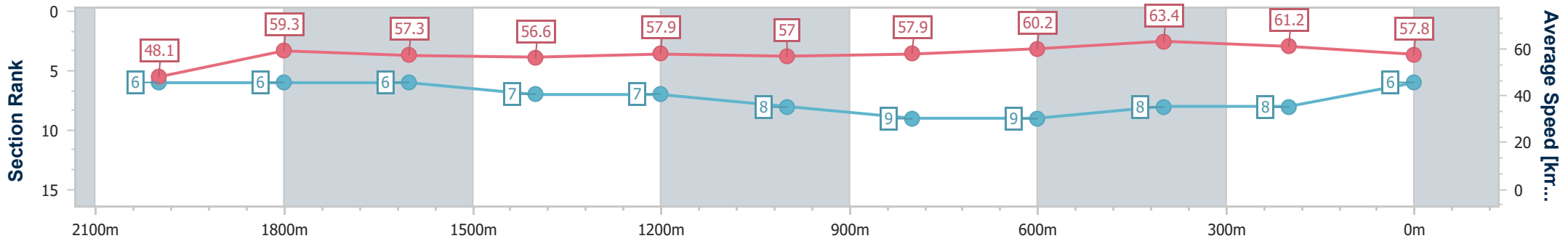
18 January 2025 - 12:48

Track Rating: Good 4, Weather: Overcast, Rail Position: +1m Entire



BRISBANE
RACING CLUB

Section	Overall	2000m	1800m	1600m	1400m	1200m	1000m	800m	600m	400m	200m
Section Times	2:17.76 [6] (0:15.00)	2:02.76 [6] (0:12.07)	1:50.69 [6] (0:12.49)	1:38.20 [6] (0:12.69)	1:25.51 [7] (0:12.48)	1:13.03 [7] (0:12.58)	1:00.45 [8] (0:12.58)	0:47.87 [9] (0:12.05)	0:35.82 [9] (0:11.52)	0:24.30 [8] (0:11.78)	0:12.52 [8] (0:12.52)
Average Speed [km/h]	48.1	59.3	57.3	56.6	57.9	57.0	57.9	60.2	63.4	61.2	57.8
Top Speed [km/h]	59.5	60.2	58.1	57.7	59.7	60.9	59.4	63.8	64.5	63.7	59.2
Avg. Dist. to Rail [m]	2.1	1.7	1.1	0.3	0.6	1.1	1.6	1.7	3.2	6.8	6.5
Avg. Stride Freq. [Hz]	2.2	2.3	2.2	2.1	2.1	2.1	2.2	2.2	2.3	2.3	2.2
Avg. Stride Length [m]	6.0	7.3	7.2	7.5	7.7	7.4	7.3	7.5	7.5	7.4	7.1



- [] Ranking at each section and finish
- .-.- No data available at this section
- NA No data available



Horse/Jockey Name	Seeress
Final Rank	7
Fastest Section Time (Section)	0:11.74 (400m)
Top Speed [km/h] (Section)	62.7 (400m)
Race State	Finished



Eagle Farm QLD Professional
Race 2: STRADBROKE SEASON ON SALE SOON
BENCHMARK 78 Handicap - 2200m

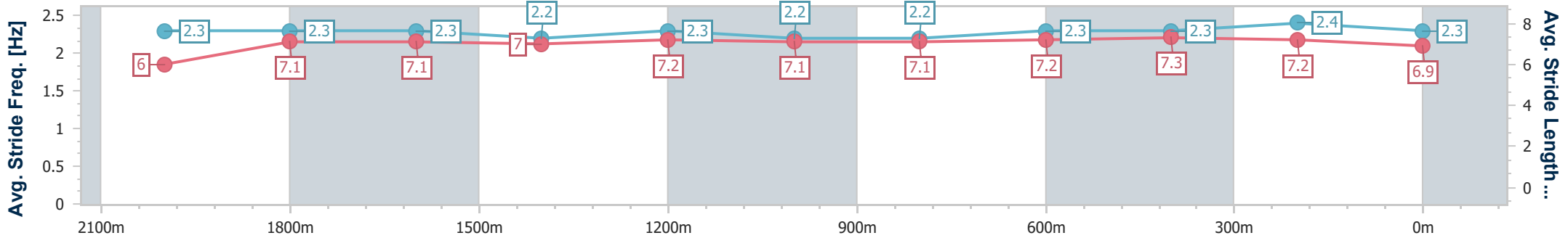
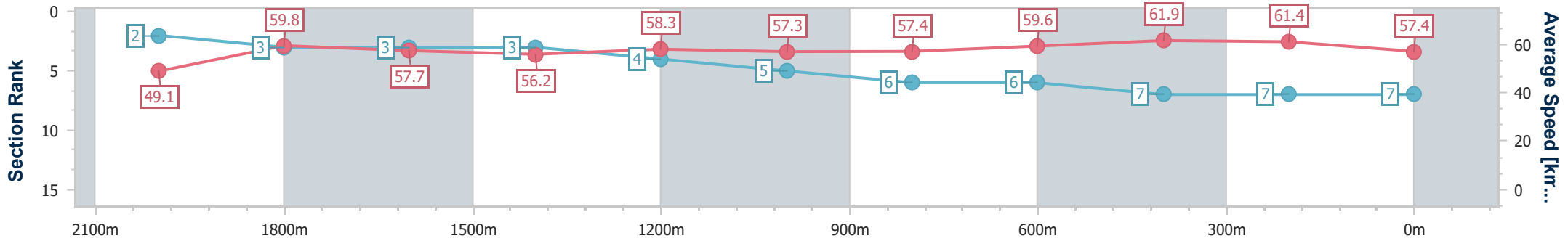
18 January 2025 - 12:48

Track Rating: Good 4, Weather: Overcast, Rail Position: +1m Entire



BRISBANE
RACING CLUB

Section	Overall	2000m	1800m	1600m	1400m	1200m	1000m	800m	600m	400m	200m
Section Times	2:17.77 [7] (0:14.65)	2:03.12 [2] (0:11.87)	1:51.25 [3] (0:12.53)	1:38.72 [3] (0:12.91)	1:25.81 [3] (0:12.33)	1:13.48 [4] (0:12.60)	1:00.88 [5] (0:12.57)	0:48.31 [6] (0:12.20)	0:36.11 [6] (0:11.77)	0:24.34 [7] (0:11.74)	0:12.60 [7] (0:12.60)
Average Speed [km/h]	49.1	59.8	57.7	56.2	58.3	57.3	57.4	59.6	61.9	61.4	57.4
Top Speed [km/h]	62.4	62.2	58.7	56.8	60.5	60.2	58.6	61.1	62.5	62.7	60.1
Avg. Dist. to Rail [m]	1.1	2.2	0.8	1.5	0.5	0.4	1.0	2.2	2.4	3.1	0.4
Avg. Stride Freq. [Hz]	2.3	2.3	2.3	2.2	2.3	2.2	2.2	2.3	2.3	2.4	2.3
Avg. Stride Length [m]	6.0	7.1	7.1	7.0	7.2	7.1	7.1	7.2	7.3	7.2	6.9



- [] Ranking at each section and finish
- .-.- No data available at this section
- NA No data available



Horse/Jockey Name	Bedford Square
Final Rank	8
Fastest Section Time (Section)	0:11.64 (1200m)
Top Speed [km/h] (Section)	64.2 (1200m)
Race State	Finished



Eagle Farm QLD Professional
Race 2: STRADBROKE SEASON ON SALE SOON
BENCHMARK 78 Handicap - 2200m

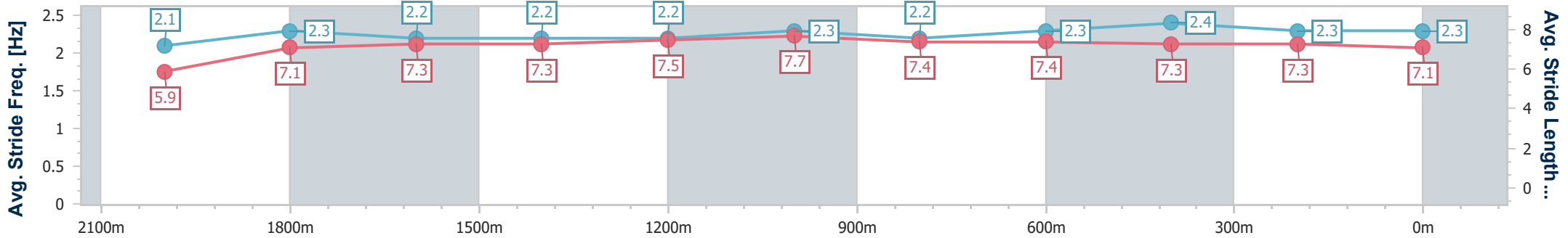
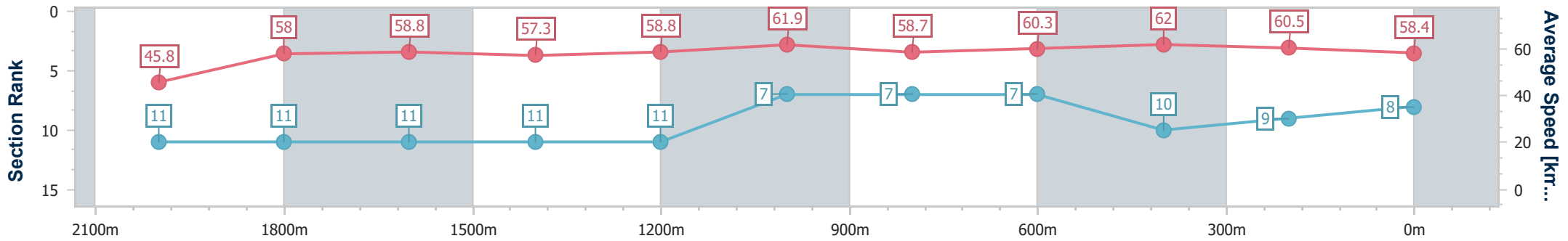
18 January 2025 - 12:48

Track Rating: Good 4, Weather: Overcast, Rail Position: +1m Entire



BRISBANE
RACING CLUB

Section	Overall	2000m	1800m	1600m	1400m	1200m	1000m	800m	600m	400m	200m
Section Times	2:17.78 [8] (0:15.80)	2:01.98 [11] (0:12.36)	1:49.62 [11] (0:12.29)	1:37.33 [11] (0:12.65)	1:24.68 [11] (0:12.29)	1:12.39 [11] (0:11.64)	1:00.75 [7] (0:12.50)	0:48.25 [7] (0:12.15)	0:36.10 [7] (0:11.84)	0:24.26 [10] (0:11.88)	0:12.38 [9] (0:12.38)
Average Speed [km/h]	45.8	58.0	58.8	57.3	58.8	61.9	58.7	60.3	62.0	60.5	58.4
Top Speed [km/h]	57.2	59.8	60.8	58.8	60.8	64.2	59.6	61.9	62.7	62.4	59.7
Avg. Dist. to Rail [m]	6.9	0.5	0.6	2.1	2.4	3.8	3.6	3.6	4.2	7.2	7.8
Avg. Stride Freq. [Hz]	2.1	2.3	2.2	2.2	2.2	2.3	2.2	2.3	2.4	2.3	2.3
Avg. Stride Length [m]	5.9	7.1	7.3	7.3	7.5	7.7	7.4	7.4	7.3	7.3	7.1



- [] Ranking at each section and finish
- .-.- No data available at this section
- NA No data available



Horse/Jockey Name	Venturous
Final Rank	9
Fastest Section Time (Section)	0:11.79 (2000m)
Top Speed [km/h] (Section)	63.0 (2000m)
Race State	Finished



Eagle Farm QLD Professional
Race 2: STRADBROKE SEASON ON SALE SOON
BENCHMARK 78 Handicap - 2200m

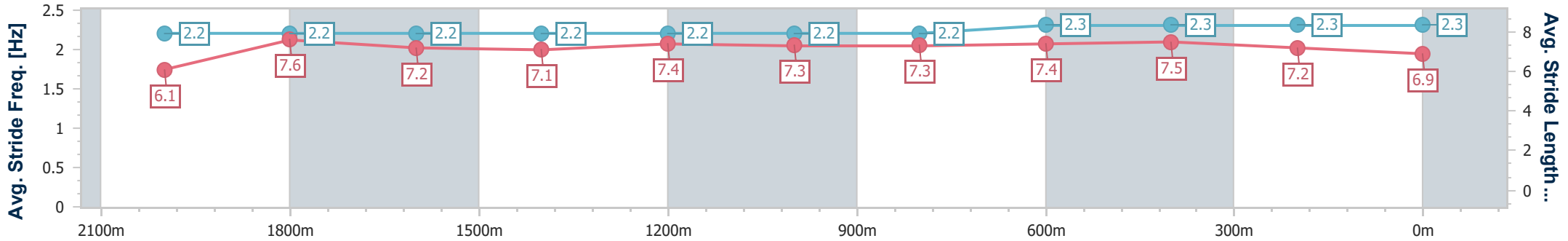
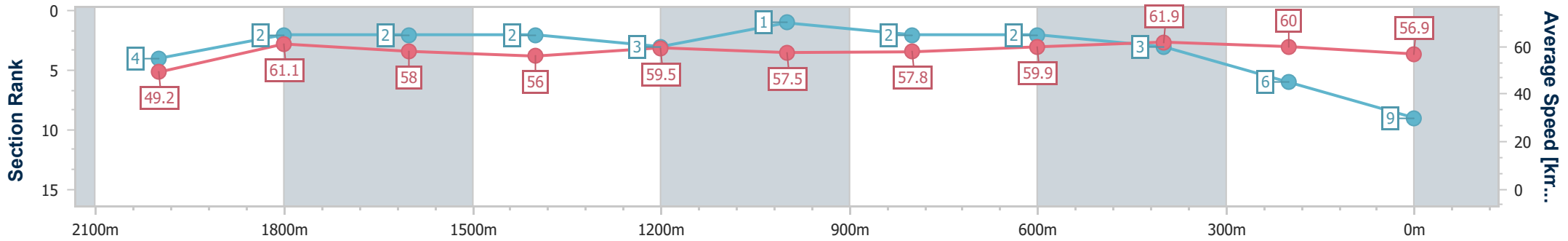
18 January 2025 - 12:48

Track Rating: Good 4, Weather: Overcast, Rail Position: +1m Entire



BRISBANE
RACING CLUB

Section	Overall	2000m	1800m	1600m	1400m	1200m	1000m	800m	600m	400m	200m
Section Times	2:17.86 [9] (0:14.69)	2:03.17 [4] (0:11.79)	1:51.38 [2] (0:12.43)	1:38.95 [2] (0:12.96)	1:25.99 [2] (0:12.10)	1:13.89 [3] (0:12.51)	1:01.38 [1] (0:12.66)	0:48.72 [2] (0:12.21)	0:36.51 [2] (0:11.79)	0:24.72 [3] (0:12.00)	0:12.72 [6] (0:12.72)
Average Speed [km/h]	49.2	61.1	58.0	56.0	59.5	57.5	57.8	59.9	61.9	60.0	56.9
Top Speed [km/h]	62.2	63.0	60.3	56.6	61.3	59.7	58.8	61.4	62.6	62.0	58.5
Avg. Dist. to Rail [m]	4.2	0.5	0.7	1.6	2.1	1.8	2.7	3.8	2.7	4.4	4.1
Avg. Stride Freq. [Hz]	2.2	2.2	2.2	2.2	2.2	2.2	2.2	2.3	2.3	2.3	2.3
Avg. Stride Length [m]	6.1	7.6	7.2	7.1	7.4	7.3	7.3	7.4	7.5	7.2	6.9



- [] Ranking at each section and finish
- .-.- No data available at this section
- NA No data available



Horse/Jockey Name	Amalgamation
Final Rank	10
Fastest Section Time (Section)	0:11.64 (400m)
Top Speed [km/h] (Section)	63.5 (600m)
Race State	Finished



Eagle Farm QLD Professional
Race 2: STRADBROKE SEASON ON SALE SOON
BENCHMARK 78 Handicap - 2200m

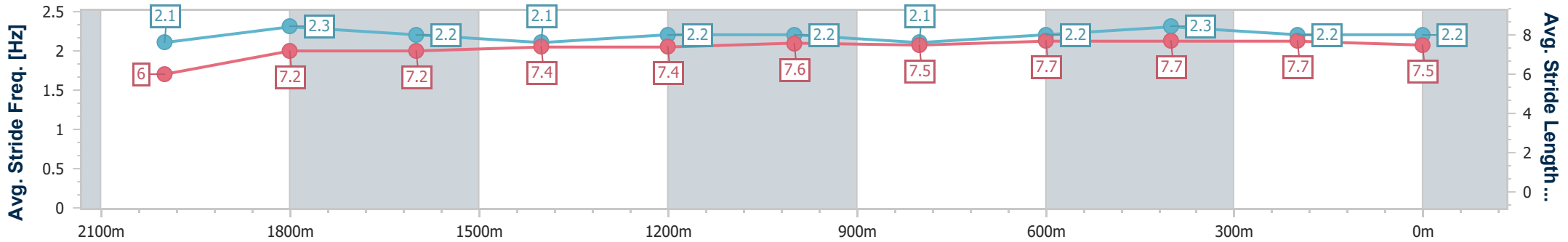
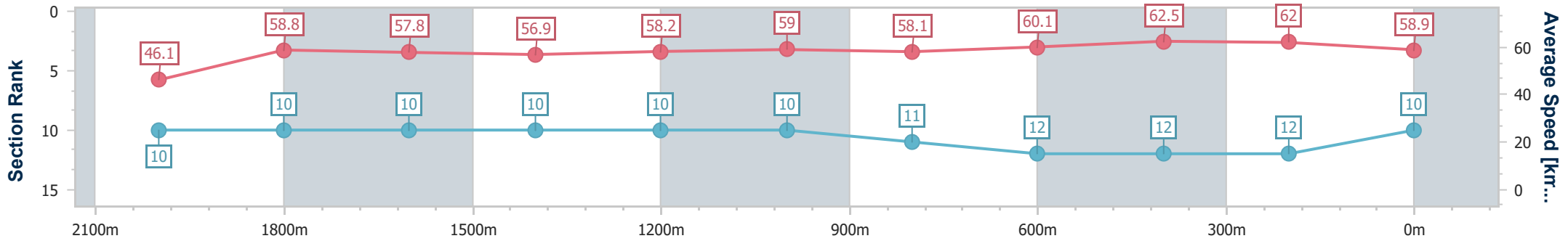
18 January 2025 - 12:48

Track Rating: Good 4, Weather: Overcast, Rail Position: +1m Entire



BRISBANE
RACING CLUB

Section	Overall	2000m	1800m	1600m	1400m	1200m	1000m	800m	600m	400m	200m
Section Times	2:17.87 [10] (0:15.62)	2:02.25 [10] (0:12.21)	1:50.04 [10] (0:12.44)	1:37.60 [10] (0:12.65)	1:24.95 [10] (0:12.36)	1:12.59 [10] (0:12.19)	1:00.40 [10] (0:12.58)	0:47.82 [11] (0:12.12)	0:35.70 [12] (0:11.73)	0:23.97 [12] (0:11.64)	0:12.33 [12] (0:12.33)
Average Speed [km/h]	46.1	58.8	57.8	56.9	58.2	59.0	58.1	60.1	62.5	62.0	58.9
Top Speed [km/h]	57.6	60.0	59.9	57.8	60.6	62.3	61.1	61.7	63.5	63.0	60.1
Avg. Dist. to Rail [m]	4.4	1.1	0.2	0.2	0.4	1.8	2.4	3.0	3.6	4.2	2.4
Avg. Stride Freq. [Hz]	2.1	2.3	2.2	2.1	2.2	2.2	2.1	2.2	2.3	2.2	2.2
Avg. Stride Length [m]	6.0	7.2	7.2	7.4	7.4	7.6	7.5	7.7	7.7	7.7	7.5



- [] Ranking at each section and finish
- .-.- No data available at this section
- NA No data available



Horse/Jockey Name	Cashin' Chex
Final Rank	11
Fastest Section Time (Section)	0:11.68 (400m)
Top Speed [km/h] (Section)	64.3 (1200m)
Race State	Finished



Eagle Farm QLD Professional
Race 2: STRADBROKE SEASON ON SALE SOON
BENCHMARK 78 Handicap - 2200m

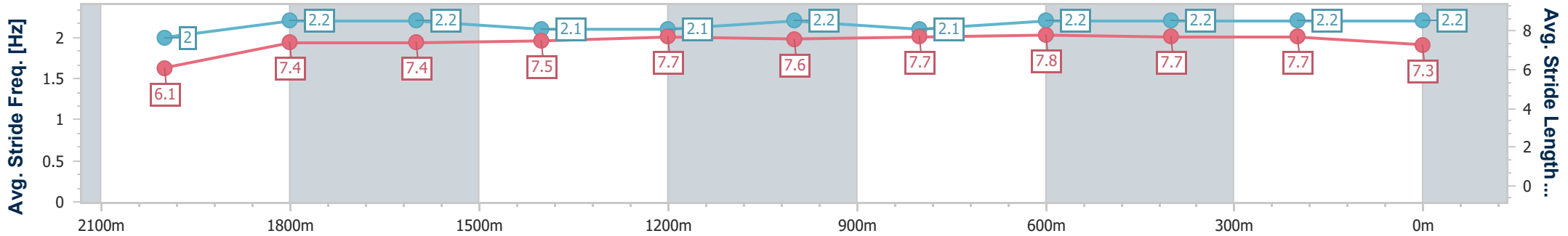
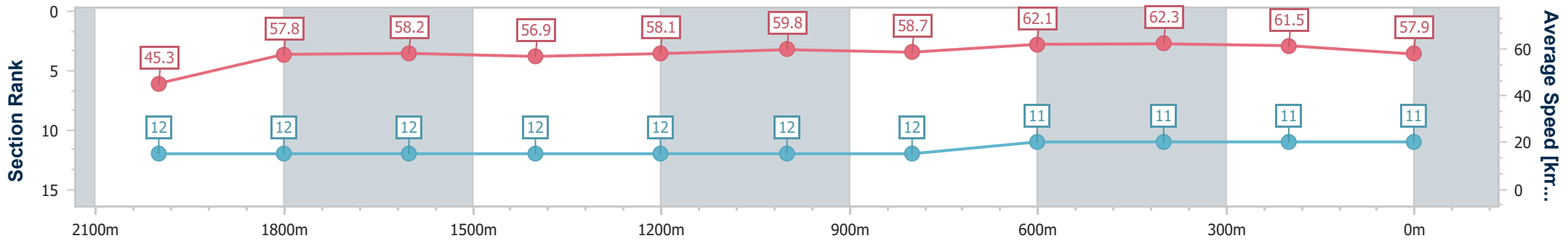
18 January 2025 - 12:48

Track Rating: Good 4, Weather: Overcast, Rail Position: +1m Entire



BRISBANE
RACING CLUB

Section	Overall	2000m	1800m	1600m	1400m	1200m	1000m	800m	600m	400m	200m
Section Times	2:18.02 [11] (0:15.93)	2:02.09 [12] (0:12.34)	1:49.75 [12] (0:12.28)	1:37.47 [12] (0:12.65)	1:24.82 [12] (0:12.43)	1:12.39 [12] (0:12.03)	1:00.36 [12] (0:12.51)	0:47.85 [12] (0:11.80)	0:36.05 [11] (0:11.86)	0:24.19 [11] (0:11.68)	0:12.51 [11] (0:12.51)
Average Speed [km/h]	45.3	57.8	58.2	56.9	58.1	59.8	58.7	62.1	62.3	61.5	57.9
Top Speed [km/h]	56.4	59.0	60.0	57.6	59.6	64.3	62.7	63.6	62.5	62.5	60.7
Avg. Dist. to Rail [m]	3.8	1.9	1.1	0.3	1.3	2.4	3.2	4.3	4.7	6.4	5.5
Avg. Stride Freq. [Hz]	2.0	2.2	2.2	2.1	2.1	2.2	2.1	2.2	2.2	2.2	2.2
Avg. Stride Length [m]	6.1	7.4	7.4	7.5	7.7	7.6	7.7	7.8	7.7	7.7	7.3



- [] Ranking at each section and finish
- .-.- No data available at this section
- NA No data available



Horse/Jockey Name	Vermeer
Final Rank	12
Fastest Section Time (Section)	0:11.81 (600m)
Top Speed [km/h] (Section)	63.9 (Overall)
Race State	Finished



Eagle Farm QLD Professional
Race 2: STRADBROKE SEASON ON SALE SOON
BENCHMARK 78 Handicap - 2200m

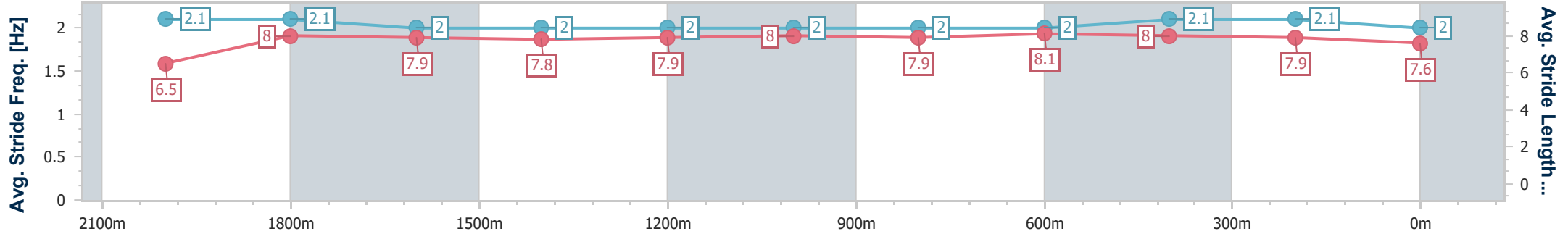
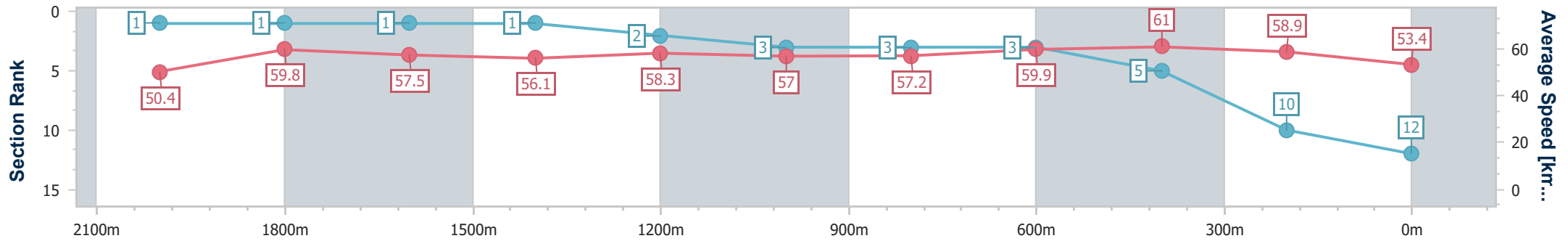
18 January 2025 - 12:48

Track Rating: Good 4, Weather: Overcast, Rail Position: +1m Entire



BRISBANE
RACING CLUB

Section	Overall	2000m	1800m	1600m	1400m	1200m	1000m	800m	600m	400m	200m
Section Times	2:18.99 [12] (0:14.37)	2:04.62 [1] (0:11.94)	1:52.68 [1] (0:12.47)	1:40.21 [1] (0:12.87)	1:27.34 [1] (0:12.32)	1:15.02 [2] (0:12.66)	1:02.36 [3] (0:12.69)	0:49.67 [3] (0:12.05)	0:37.62 [3] (0:11.81)	0:25.81 [5] (0:12.27)	0:13.54 [10] (0:13.54)
Average Speed [km/h]	50.4	59.8	57.5	56.1	58.3	57.0	57.2	59.9	61.0	58.9	53.4
Top Speed [km/h]	63.9	62.0	58.5	56.3	60.0	59.2	59.2	61.8	62.3	62.5	56.2
Avg. Dist. to Rail [m]	9.2	1.7	0.8	0.2	0.5	1.5	1.5	0.9	0.5	0.7	2.0
Avg. Stride Freq. [Hz]	2.1	2.1	2.0	2.0	2.0	2.0	2.0	2.0	2.1	2.1	2.0
Avg. Stride Length [m]	6.5	8.0	7.9	7.8	7.9	8.0	7.9	8.1	8.0	7.9	7.6



- [] Ranking at each section and finish
- .-.- No data available at this section
- NA No data available



Eagle Farm QLD Professional

Race 3: THE GIBSON BENCHMARK 70 Handicap - 1000m

18 January 2025 - 13:23



BRISBANE
RACING CLUB

Track Rating: Good 4, Weather: Overcast, Rail Position: +1m Entire

Section										Last 600m		
Field Times		Overall	800m	600m	400m	200m						
		0:57.67 (0:13.30)	0:44.37 (0:10.59)	0:33.78 (0:10.96)	0:22.82 (0:11.17)	0:11.65 (0:11.65)	0:33.78					
Rank	TAB Horse/Jockey	Barrier	Top Speed [km/h]	Fastest Section						Margin	Distance Travelled [m]	
1	4 HURTS SO GOOD James Orman	11	69.0	0:10.69	0:57.67 [1] (0:13.90)	0:43.77 [9] (0:10.83)	0:32.94 [9] (0:10.78)	0:22.16 [9] (0:10.69)	0:11.47 [5] (0:11.47)	0:57.67	0:32.94	
2	7 HIGHBAR Kyle Wilson-Taylor	4	68.0	0:10.75	0:57.79 [2] (0:13.45)	0:44.34 [2] (0:10.75)	0:33.59 [3] (0:10.93)	0:22.66 [3] (0:10.89)	0:11.77 [1] (0:11.77)	0.68L	0:33.59	-3
3	3 BLUE SPINEL Emily Lang	6	68.3	0:10.78	0:57.82 [3] (0:13.65)	0:44.17 [5] (0:10.79)	0:33.38 [7] (0:10.92)	0:22.46 [7] (0:10.78)	0:11.68 [3] (0:11.68)	0.9L	0:33.38	+0
4	9 ALL STASHED UP Vlad Duric	3	68.6	0:10.69	0:57.93 [4] (0:14.06)	0:43.87 [10] (0:10.69)	0:33.18 [10] (0:10.90)	0:22.28 [10] (0:10.81)	0:11.47 [12] (0:11.47)	1.51L	0:33.18	-7
5	6 CARRIBEAN KING Damien Thornton	8	68.9	0:10.62	0:57.96 [5] (0:14.08)	0:43.88 [11] (0:10.96)	0:32.92 [12] (0:10.72)	0:22.20 [12] (0:10.62)	0:11.58 [9] (0:11.58)	1.69L	0:32.92	-1
6	14 INVINOVICH Nikita Beriman	5	69.8	0:10.66	0:57.98 [6] (0:13.75)	0:44.23 [7] (0:10.66)	0:33.57 [6] (0:10.87)	0:22.70 [5] (0:10.95)	0:11.75 [6] (0:11.75)	1.81L	0:33.57	-4
7	1 OUTWEIGHED Jasper Franklin	10	71.5	0:10.46	0:58.00 [7] (0:13.48)	0:44.52 [3] (0:10.46)	0:34.06 [2] (0:11.09)	0:22.97 [2] (0:11.06)	0:11.91 [2] (0:11.91)	1.96L	0:34.06	+0
8	10 FEMME FATALE Cejay Graham	2	68.7	0:10.67	0:58.12 [8] (0:13.65)	0:44.47 [6] (0:10.67)	0:33.80 [5] (0:10.99)	0:22.81 [6] (0:11.05)	0:11.76 [8] (0:11.76)	2.66L	0:33.80	-5
9	5 WRITTLE Justin Huxtable	12	67.9	0:10.71	0:58.20 [9] (0:14.23)	0:43.97 [12] (0:10.73)	0:33.24 [11] (0:10.78)	0:22.46 [11] (0:10.71)	0:11.75 [11] (0:11.75)	3.13L	0:33.24	-4
10	8 KAT CHINNA Courtney Bellamy	7	70.0	0:10.59	0:58.26 [10] (0:13.30)	0:44.96 [1] (0:10.59)	0:34.37 [1] (0:10.96)	0:23.41 [1] (0:11.34)	0:12.07 [4] (0:12.07)	3.48L	0:34.37	-5

Scratched: Flaming Conquest (#2), She's A Rogue (#11), Mr Encore (#13), Groomed (#16), Inlanda (#19), Spiritchaser (#17), Pia Mia (#18)

[] Ranking at each section and finish
-:--:- No data available at this section
NA No data available

SCN Saddle cloth number
DNF Did not finish
DNT Did not track



Eagle Farm QLD Professional

Race 3: THE GIBSON BENCHMARK 70 Handicap - 1000m

18 January 2025 - 13:23



BRISBANE
RACING CLUB

Track Rating: Good 4, Weather: Overcast, Rail Position: +1m Entire

Section		Overall	800m	600m	400m	200m	Last 600m					
Field Times		0:57.67 (0:13.30)	0:44.37 (0:10.59)	0:33.78 (0:10.96)	0:22.82 (0:11.17)	0:11.65 (0:11.65)	0:33.78					
Rank	TAB Horse/Jockey	Barrier	Top Speed [km/h]	Fastest Section	Margin					Distance Travelled [m]		
11	15 UNTOUCHABLE LEGEND Bailey Wheeler	1	68.2 Overall	0:10.81 800m	0:58.59 [11] (0:13.77)	0:44.82 [8] (0:10.81)	0:34.01 [8] (0:10.87)	0:23.14 [8] (0:10.91)	0:12.23 [7] (0:12.23)	5.39L	0:34.01	-5
12	12 CRICKETS CHIRPING Andrew Mallyon	9	68.6 800m	0:10.68 800m	0:58.72 [12] (0:13.63)	0:45.09 [4] (0:10.68)	0:34.41 [4] (0:10.89)	0:23.52 [4] (0:11.20)	0:12.32 [10] (0:12.32)	6.21L	0:34.41	+1

Scratched: Flaming Conquest (#2), She's A Rogue (#11), Mr Encore (#13), Groomed (#16), Inlanda (#19), Spiritchaser (#17), Pia Mia (#18)

[] Ranking at each section and finish
 -:-:- No data available at this section
 NA No data available

SCN Saddle cloth number
 DNF Did not finish
 DNT Did not track



Horse/Jockey Name	Hurts So Good
Final Rank	1
Fastest Section Time (Section)	0:10.69 (400m)
Top Speed [km/h] (Section)	69.0 (Overall)
Race State	Finished



Eagle Farm QLD Professional

Race 3: THE GIBSON BENCHMARK 70 Handicap - 1000m

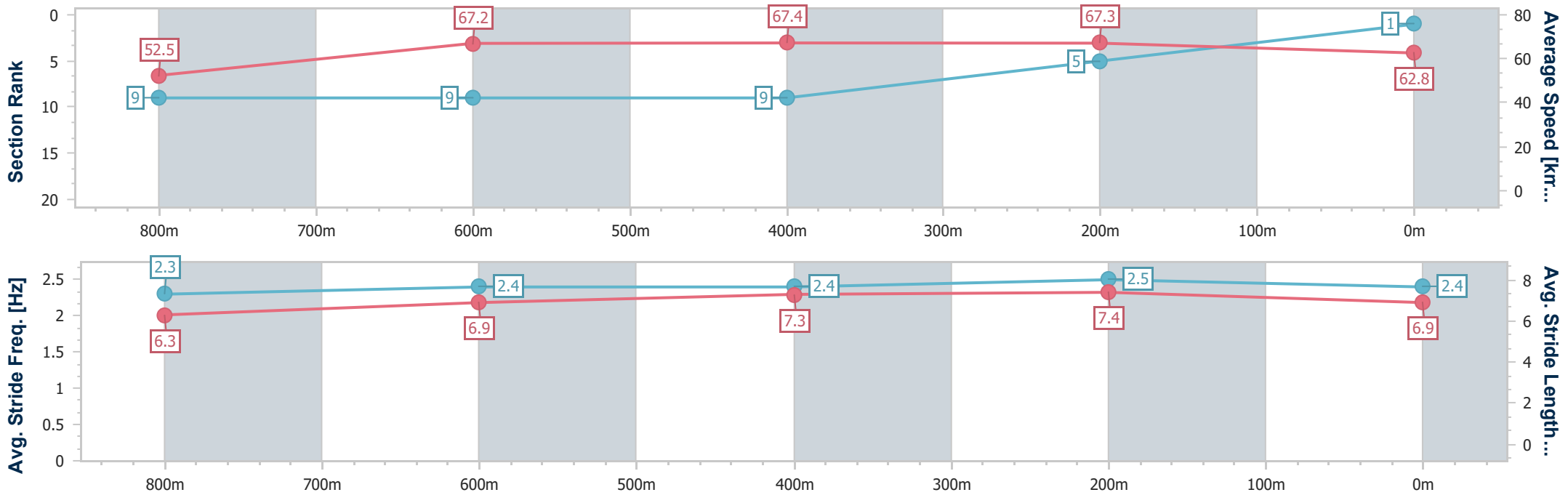
18 January 2025 - 13:23

Track Rating: Good 4, Weather: Overcast, Rail Position: +1m Entire



BRISBANE RACING CLUB

Section	Overall	800m	600m	400m	200m
Section Times	0:57.67 [1] (0:13.90)	0:43.77 [9] (0:10.83)	0:32.94 [9] (0:10.78)	0:22.16 [9] (0:10.69)	0:11.47 [5] (0:11.47)
Average Speed [km/h]	52.5	67.2	67.4	67.3	62.8
Top Speed [km/h]	69.0	68.8	67.9	68.6	65.5
Avg. Dist. to Rail [m]	10.4	1.5	1.9	6.4	8.0
Avg. Stride Freq. [Hz]	2.3	2.4	2.4	2.5	2.4
Avg. Stride Length [m]	6.3	6.9	7.3	7.4	6.9



- [] Ranking at each section and finish
- .-.- No data available at this section
- NA No data available



Horse/Jockey Name	Highbar
Final Rank	2
Fastest Section Time (Section)	0:10.75 (800m)
Top Speed [km/h] (Section)	68.0 (800m)
Race State	Finished



Eagle Farm QLD Professional

Race 3: THE GIBSON BENCHMARK 70 Handicap - 1000m

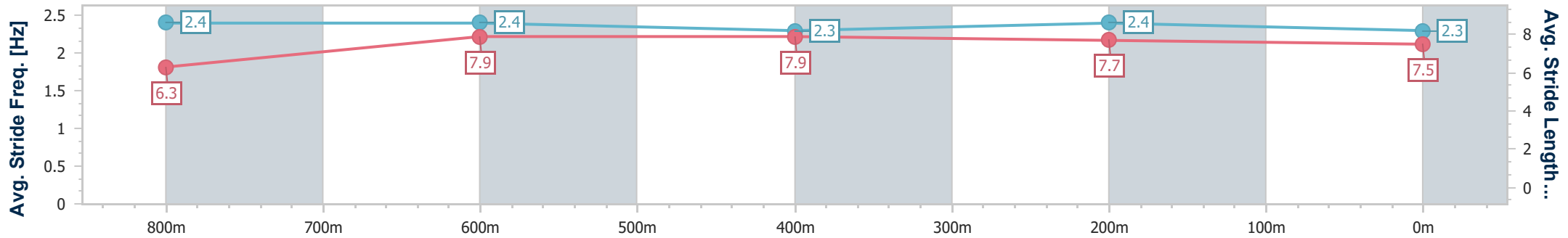
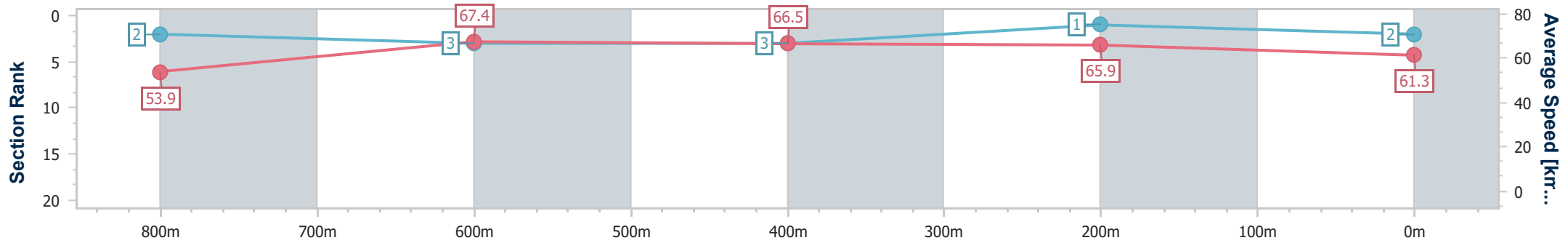
18 January 2025 - 13:23

Track Rating: Good 4, Weather: Overcast, Rail Position: +1m Entire



BRISBANE RACING CLUB

Section	Overall	800m	600m	400m	200m
Section Times	0:57.79 [2] (0:13.45)	0:44.34 [2] (0:10.75)	0:33.59 [3] (0:10.93)	0:22.66 [3] (0:10.89)	0:11.77 [1] (0:11.77)
Average Speed [km/h]	53.9	67.4	66.5	65.9	61.3
Top Speed [km/h]	67.5	68.0	67.5	66.9	65.3
Avg. Dist. to Rail [m]	4.7	1.8	1.3	2.0	3.7
Avg. Stride Freq. [Hz]	2.4	2.4	2.3	2.4	2.3
Avg. Stride Length [m]	6.3	7.9	7.9	7.7	7.5



- [] Ranking at each section and finish
- .-.- No data available at this section
- NA No data available



Horse/Jockey Name	Blue Spinel
Final Rank	3
Fastest Section Time (Section)	0:10.78 (400m)
Top Speed [km/h] (Section)	68.3 (800m)
Race State	Finished



Eagle Farm QLD Professional

Race 3: THE GIBSON BENCHMARK 70 Handicap - 1000m

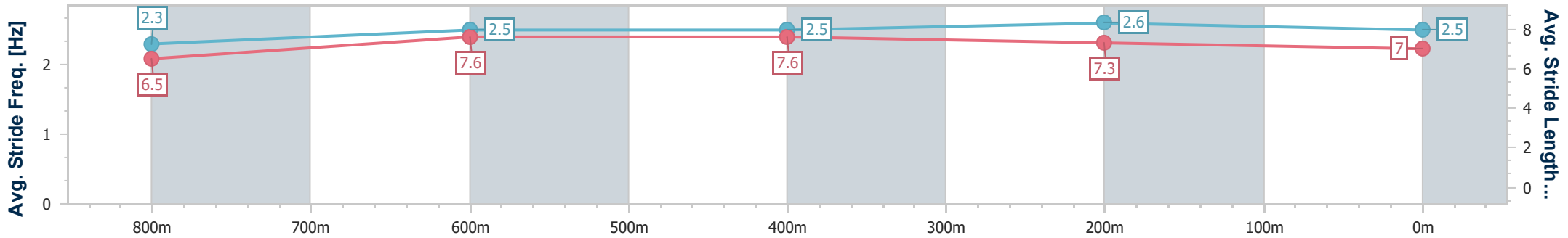
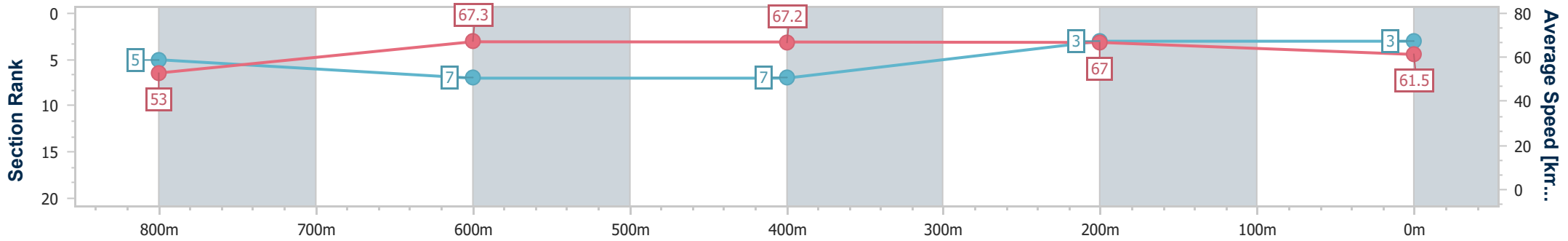
18 January 2025 - 13:23

Track Rating: Good 4, Weather: Overcast, Rail Position: +1m Entire



BRISBANE RACING CLUB

Section	Overall	800m	600m	400m	200m
Section Times	0:57.82 [3] (0:13.65)	0:44.17 [5] (0:10.79)	0:33.38 [7] (0:10.92)	0:22.46 [7] (0:10.78)	0:11.68 [3] (0:11.68)
Average Speed [km/h]	53.0	67.3	67.2	67.0	61.5
Top Speed [km/h]	67.2	68.3	67.9	67.6	66.3
Avg. Dist. to Rail [m]	6.1	1.9	4.0	6.2	4.6
Avg. Stride Freq. [Hz]	2.3	2.5	2.5	2.6	2.5
Avg. Stride Length [m]	6.5	7.6	7.6	7.3	7.0



- [] Ranking at each section and finish
- .-.- No data available at this section
- NA No data available



Horse/Jockey Name	All Stashed Up
Final Rank	4
Fastest Section Time (Section)	0:10.69 (800m)
Top Speed [km/h] (Section)	68.6 (Overall)
Race State	Finished



Eagle Farm QLD Professional

Race 3: THE GIBSON BENCHMARK 70 Handicap - 1000m

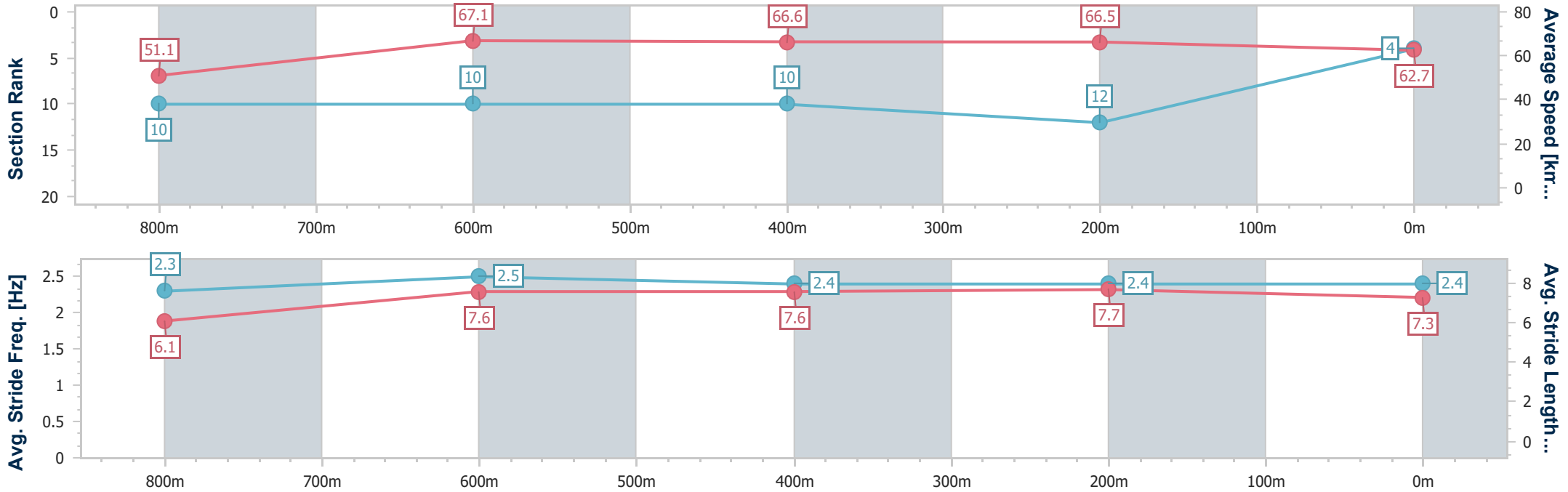
18 January 2025 - 13:23

Track Rating: Good 4, Weather: Overcast, Rail Position: +1m Entire



BRISBANE RACING CLUB

Section	Overall	800m	600m	400m	200m
Section Times	0:57.93 [4] (0:14.06)	0:43.87 [10] (0:10.69)	0:33.18 [10] (0:10.90)	0:22.28 [10] (0:10.81)	0:11.47 [12] (0:11.47)
Average Speed [km/h]	51.1	67.1	66.6	66.5	62.7
Top Speed [km/h]	68.6	68.1	68.1	67.8	66.3
Avg. Dist. to Rail [m]	2.3	1.1	1.7	6.7	8.8
Avg. Stride Freq. [Hz]	2.3	2.5	2.4	2.4	2.4
Avg. Stride Length [m]	6.1	7.6	7.6	7.7	7.3



- [] Ranking at each section and finish
- .-.- No data available at this section
- NA No data available



Horse/Jockey Name	Carribean King
Final Rank	5
Fastest Section Time (Section)	0:10.62 (400m)
Top Speed [km/h] (Section)	68.9 (400m)
Race State	Finished



Eagle Farm QLD Professional

Race 3: THE GIBSON BENCHMARK 70 Handicap - 1000m

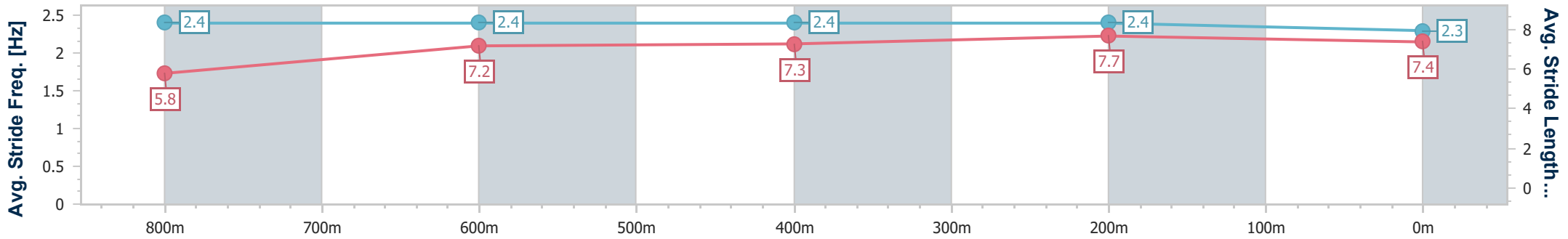
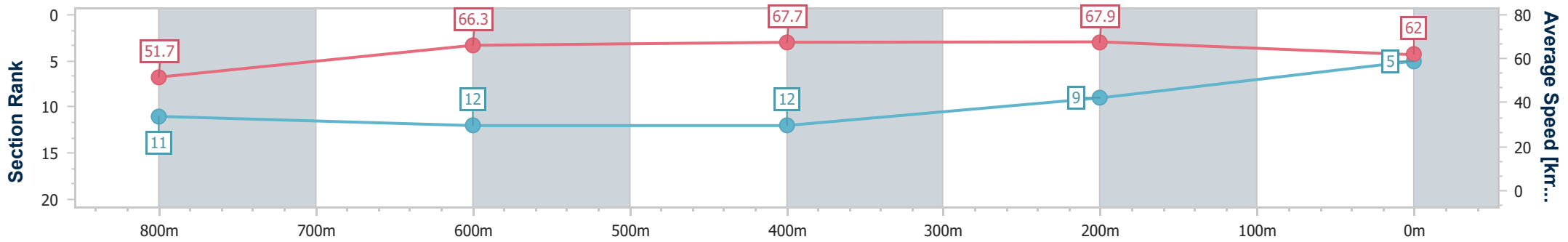
18 January 2025 - 13:23

Track Rating: Good 4, Weather: Overcast, Rail Position: +1m Entire



BRISBANE RACING CLUB

Section	Overall	800m	600m	400m	200m
Section Times	0:57.96 [5] (0:14.08)	0:43.88 [11] (0:10.96)	0:32.92 [12] (0:10.72)	0:22.20 [12] (0:10.62)	0:11.58 [9] (0:11.58)
Average Speed [km/h]	51.7	66.3	67.7	67.9	62.0
Top Speed [km/h]	66.9	67.4	68.6	68.9	65.9
Avg. Dist. to Rail [m]	7.8	1.7	1.9	7.4	8.8
Avg. Stride Freq. [Hz]	2.4	2.4	2.4	2.4	2.3
Avg. Stride Length [m]	5.8	7.2	7.3	7.7	7.4



- [] Ranking at each section and finish
- .-.- No data available at this section
- NA No data available



Horse/Jockey Name	Invinovich
Final Rank	6
Fastest Section Time (Section)	0:10.66 (800m)
Top Speed [km/h] (Section)	69.8 (800m)
Race State	Finished



Eagle Farm QLD Professional

Race 3: THE GIBSON BENCHMARK 70 Handicap - 1000m

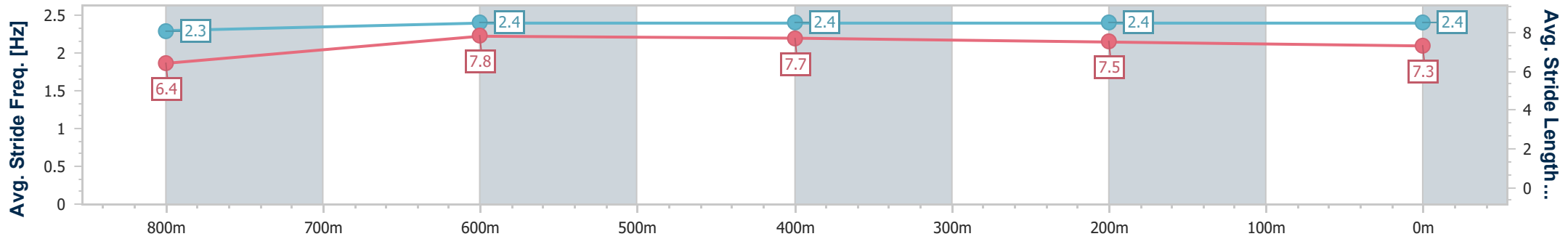
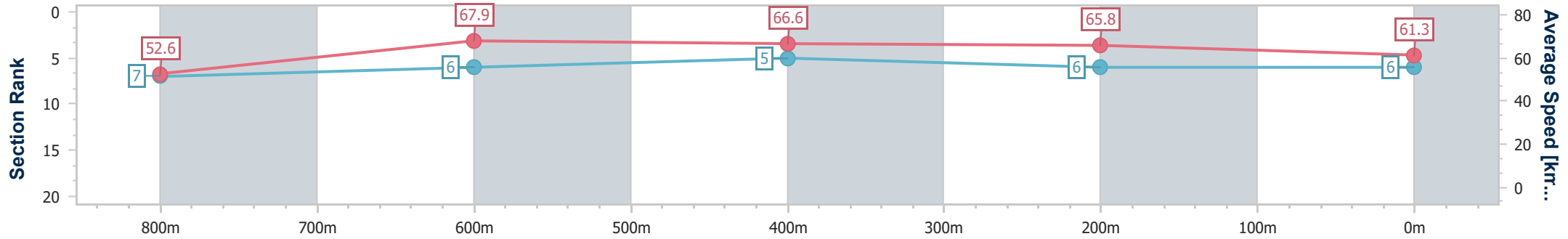
18 January 2025 - 13:23

Track Rating: Good 4, Weather: Overcast, Rail Position: +1m Entire



BRISBANE RACING CLUB

Section	Overall	800m	600m	400m	200m
Section Times	0:57.98 [6] (0:13.75)	0:44.23 [7] (0:10.66)	0:33.57 [6] (0:10.87)	0:22.70 [5] (0:10.95)	0:11.75 [6] (0:11.75)
Average Speed [km/h]	52.6	67.9	66.6	65.8	61.3
Top Speed [km/h]	68.9	69.8	68.0	67.5	65.2
Avg. Dist. to Rail [m]	5.2	0.8	1.3	1.9	3.1
Avg. Stride Freq. [Hz]	2.3	2.4	2.4	2.4	2.4
Avg. Stride Length [m]	6.4	7.8	7.7	7.5	7.3



- [] Ranking at each section and finish
- .-.- No data available at this section
- NA No data available



Horse/Jockey Name	Outweighed
Final Rank	7
Fastest Section Time (Section)	0:10.46 (800m)
Top Speed [km/h] (Section)	71.5 (800m)
Race State	Finished



Eagle Farm QLD Professional

Race 3: THE GIBSON BENCHMARK 70 Handicap - 1000m

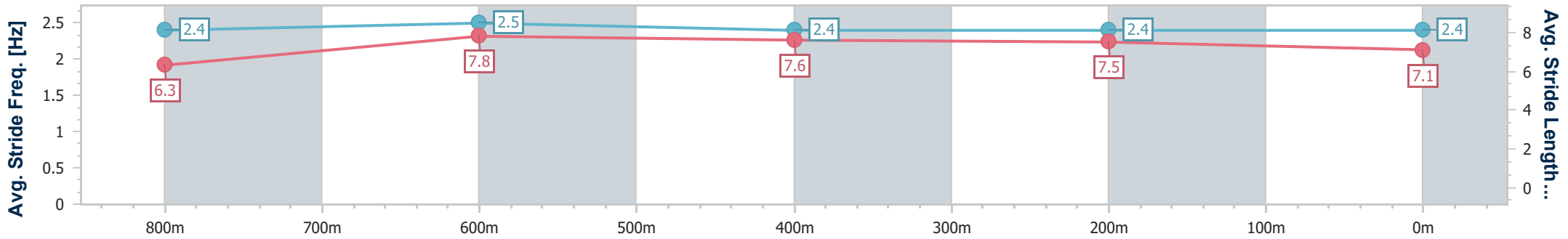
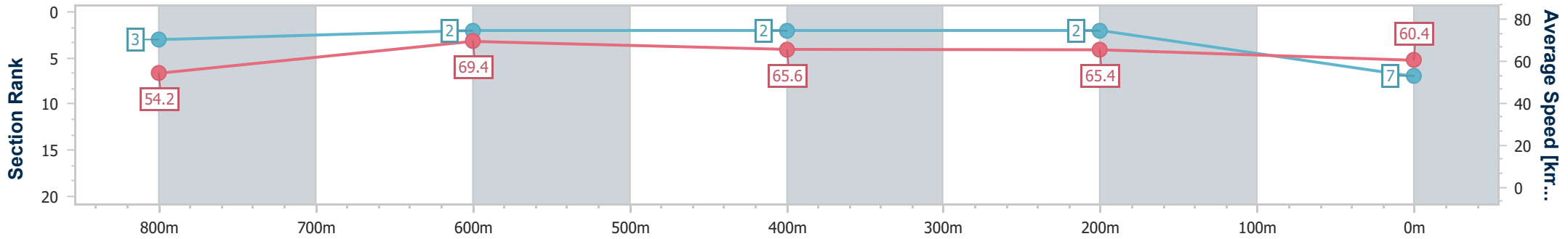
18 January 2025 - 13:23

Track Rating: Good 4, Weather: Overcast, Rail Position: +1m Entire



BRISBANE RACING CLUB

Section	Overall	800m	600m	400m	200m
Section Times	0:58.00 [7] (0:13.48)	0:44.52 [3] (0:10.46)	0:34.06 [2] (0:11.09)	0:22.97 [2] (0:11.06)	0:11.91 [2] (0:11.91)
Average Speed [km/h]	54.2	69.4	65.6	65.4	60.4
Top Speed [km/h]	71.0	71.5	67.1	66.4	63.6
Avg. Dist. to Rail [m]	9.8	2.5	2.2	2.1	2.4
Avg. Stride Freq. [Hz]	2.4	2.5	2.4	2.4	2.4
Avg. Stride Length [m]	6.3	7.8	7.6	7.5	7.1



- [] Ranking at each section and finish
- .-.- No data available at this section
- NA No data available



Horse/Jockey Name	Femme Fatale
Final Rank	8
Fastest Section Time (Section)	0:10.67 (800m)
Top Speed [km/h] (Section)	68.7 (800m)
Race State	Finished



Eagle Farm QLD Professional

Race 3: THE GIBSON BENCHMARK 70 Handicap - 1000m

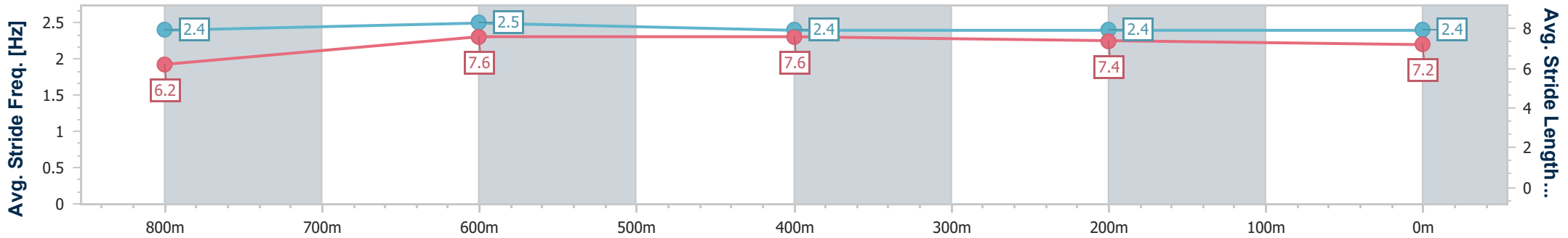
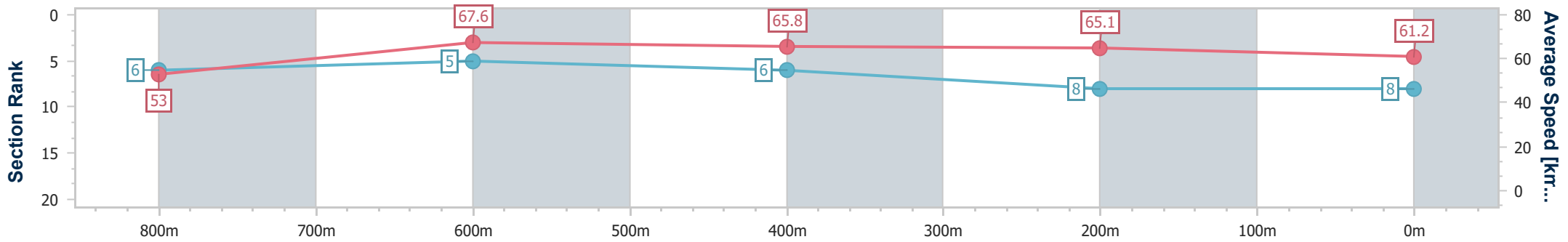
18 January 2025 - 13:23

Track Rating: Good 4, Weather: Overcast, Rail Position: +1m Entire



BRISBANE RACING CLUB

Section	Overall	800m	600m	400m	200m
Section Times	0:58.12 [8] (0:13.65)	0:44.47 [6] (0:10.67)	0:33.80 [5] (0:10.99)	0:22.81 [6] (0:11.05)	0:11.76 [8] (0:11.76)
Average Speed [km/h]	53.0	67.6	65.8	65.1	61.2
Top Speed [km/h]	66.0	68.7	67.3	66.0	64.2
Avg. Dist. to Rail [m]	3.3	1.2	0.6	1.9	0.5
Avg. Stride Freq. [Hz]	2.4	2.5	2.4	2.4	2.4
Avg. Stride Length [m]	6.2	7.6	7.6	7.4	7.2



- [] Ranking at each section and finish
- .-.- No data available at this section
- NA No data available



Horse/Jockey Name	Writtle
Final Rank	9
Fastest Section Time (Section)	0:10.71 (400m)
Top Speed [km/h] (Section)	67.9 (400m)
Race State	Finished



Eagle Farm QLD Professional

Race 3: THE GIBSON BENCHMARK 70 Handicap - 1000m

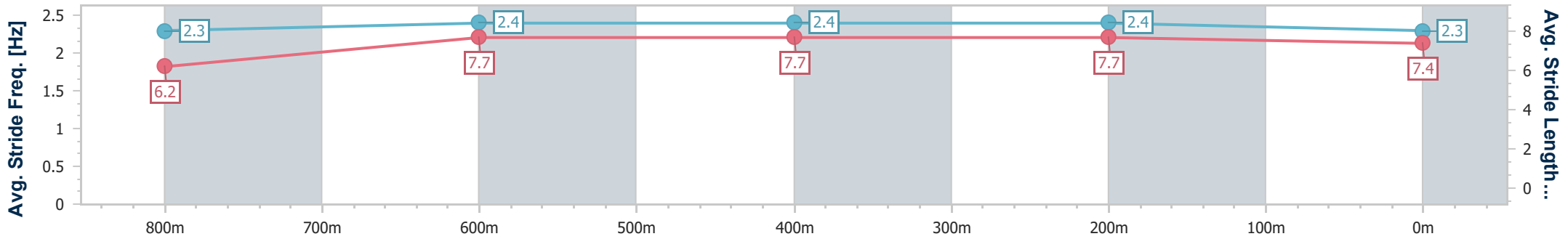
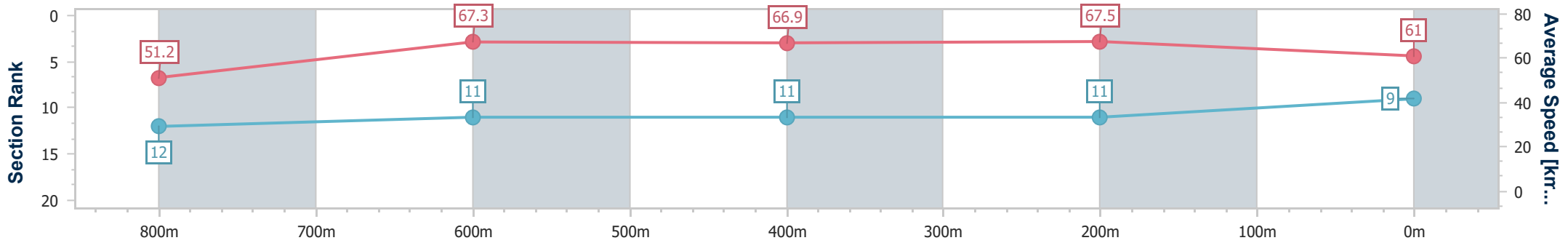
18 January 2025 - 13:23

Track Rating: Good 4, Weather: Overcast, Rail Position: +1m Entire



BRISBANE RACING CLUB

Section	Overall	800m	600m	400m	200m
Section Times	0:58.20 [9] (0:14.23)	0:43.97 [12] (0:10.73)	0:33.24 [11] (0:10.78)	0:22.46 [11] (0:10.71)	0:11.75 [11] (0:11.75)
Average Speed [km/h]	51.2	67.3	66.9	67.5	61.0
Top Speed [km/h]	67.8	67.8	67.8	67.9	66.0
Avg. Dist. to Rail [m]	10.7	0.4	1.1	3.8	4.2
Avg. Stride Freq. [Hz]	2.3	2.4	2.4	2.4	2.3
Avg. Stride Length [m]	6.2	7.7	7.7	7.7	7.4



- [] Ranking at each section and finish
- .-.-.- No data available at this section
- NA No data available



Horse/Jockey Name	Kat Chinna
Final Rank	10
Fastest Section Time (Section)	0:10.59 (800m)
Top Speed [km/h] (Section)	70.0 (Overall)
Race State	Finished



Eagle Farm QLD Professional

Race 3: THE GIBSON BENCHMARK 70 Handicap - 1000m

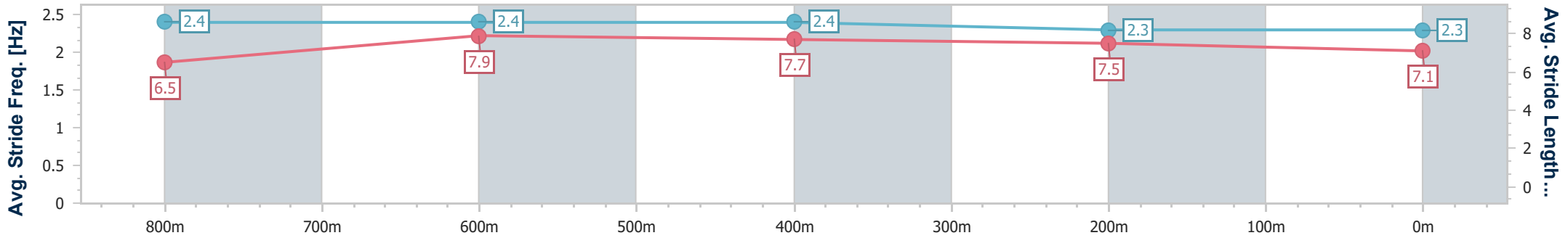
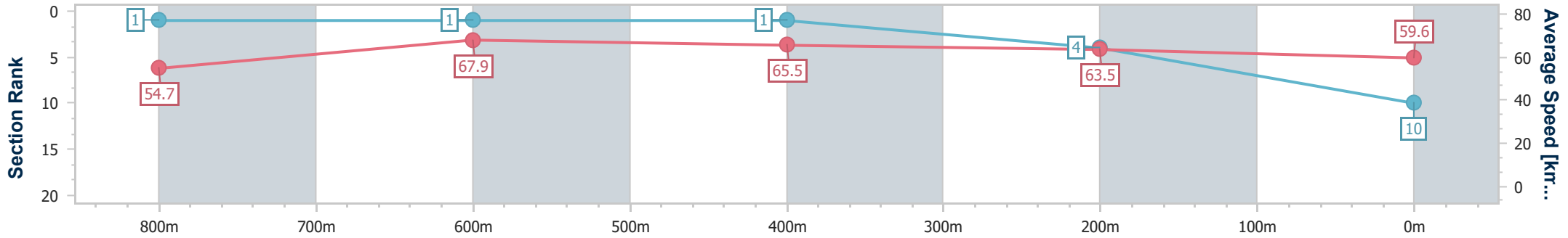
18 January 2025 - 13:23

Track Rating: Good 4, Weather: Overcast, Rail Position: +1m Entire



BRISBANE RACING CLUB

Section	Overall	800m	600m	400m	200m
Section Times	0:58.26 [10] (0:13.30)	0:44.96 [1] (0:10.59)	0:34.37 [1] (0:10.96)	0:23.41 [1] (0:11.34)	0:12.07 [4] (0:12.07)
Average Speed [km/h]	54.7	67.9	65.5	63.5	59.6
Top Speed [km/h]	70.0	70.0	66.8	64.3	62.2
Avg. Dist. to Rail [m]	7.0	0.5	0.7	0.2	0.3
Avg. Stride Freq. [Hz]	2.4	2.4	2.4	2.3	2.3
Avg. Stride Length [m]	6.5	7.9	7.7	7.5	7.1



- [] Ranking at each section and finish
- .-.- No data available at this section
- NA No data available



Horse/Jockey Name	Untouchable Legend
Final Rank	11
Fastest Section Time (Section)	0:10.81 (800m)
Top Speed [km/h] (Section)	68.2 (Overall)
Race State	Finished



Eagle Farm QLD Professional

Race 3: THE GIBSON BENCHMARK 70 Handicap - 1000m

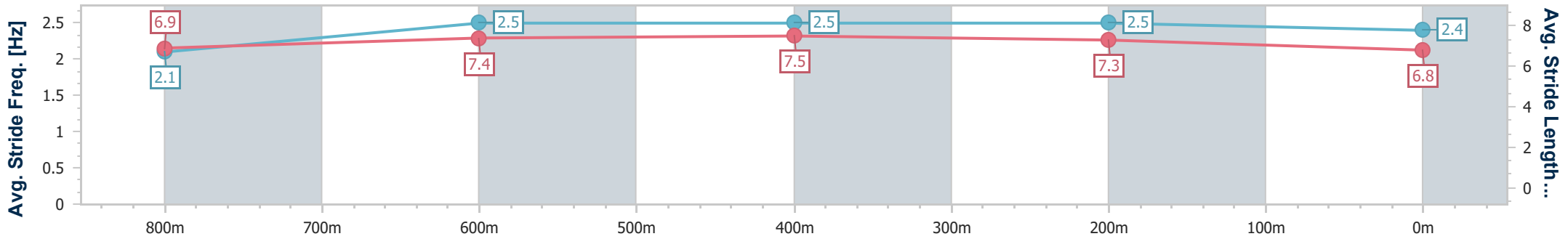
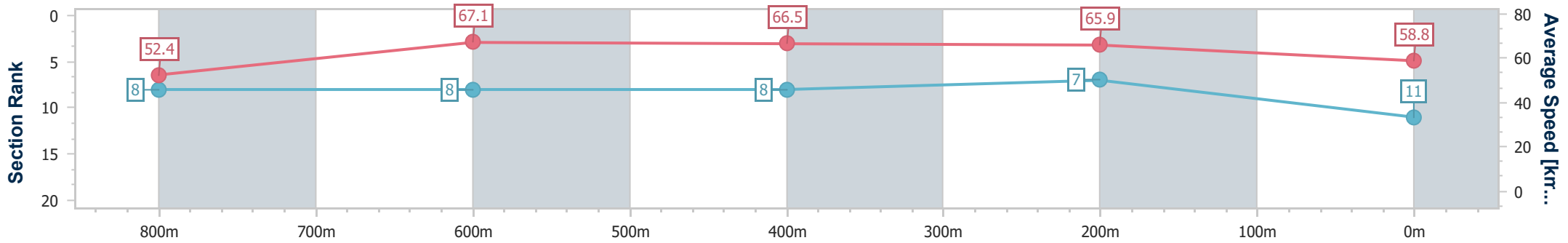
18 January 2025 - 13:23

Track Rating: Good 4, Weather: Overcast, Rail Position: +1m Entire



BRISBANE RACING CLUB

Section	Overall	800m	600m	400m	200m
Section Times	0:58.59 [11] (0:13.77)	0:44.82 [8] (0:10.81)	0:34.01 [8] (0:10.87)	0:23.14 [8] (0:10.91)	0:12.23 [7] (0:12.23)
Average Speed [km/h]	52.4	67.1	66.5	65.9	58.8
Top Speed [km/h]	68.2	67.6	67.3	67.0	63.1
Avg. Dist. to Rail [m]	3.7	1.4	0.7	0.3	0.6
Avg. Stride Freq. [Hz]	2.1	2.5	2.5	2.5	2.4
Avg. Stride Length [m]	6.9	7.4	7.5	7.3	6.8



- [] Ranking at each section and finish
- .-.- No data available at this section
- NA No data available



Horse/Jockey Name	Cricketts Chirping
Final Rank	12
Fastest Section Time (Section)	0:10.68 (800m)
Top Speed [km/h] (Section)	68.6 (800m)
Race State	Finished



Eagle Farm QLD Professional

Race 3: THE GIBSON BENCHMARK 70 Handicap - 1000m

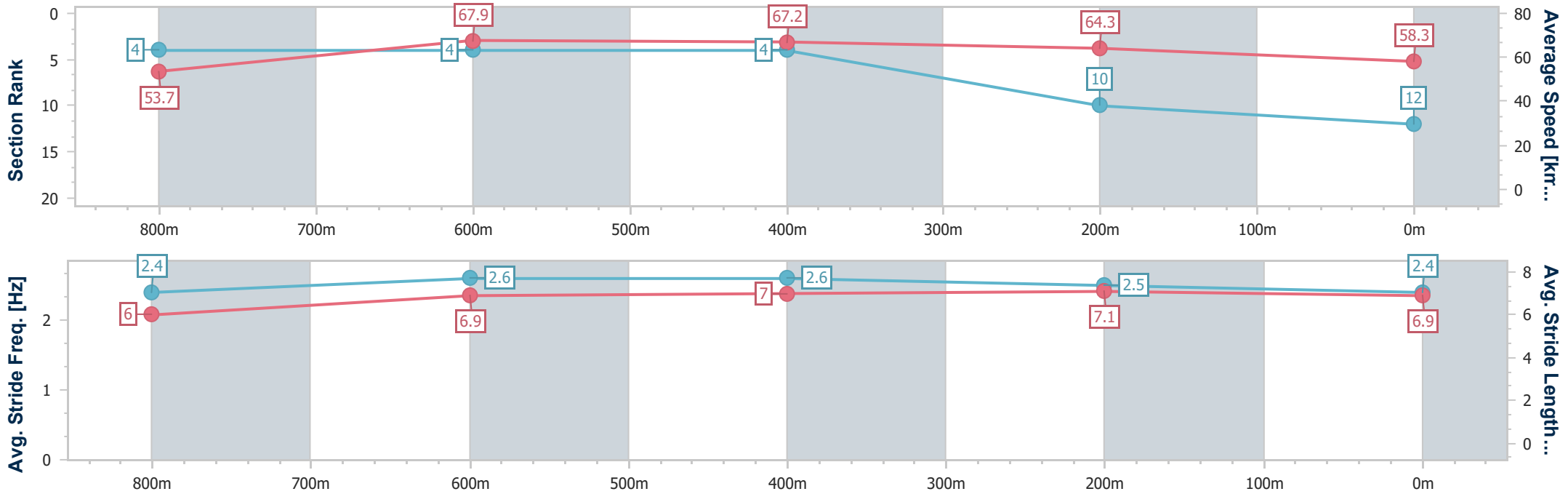
18 January 2025 - 13:23

Track Rating: Good 4, Weather: Overcast, Rail Position: +1m Entire



BRISBANE RACING CLUB

Section	Overall	800m	600m	400m	200m
Section Times	0:58.72 [12] (0:13.63)	0:45.09 [4] (0:10.68)	0:34.41 [4] (0:10.89)	0:23.52 [4] (0:11.20)	0:12.32 [10] (0:12.32)
Average Speed [km/h]	53.7	67.9	67.2	64.3	58.3
Top Speed [km/h]	68.4	68.6	67.9	65.7	61.9
Avg. Dist. to Rail [m]	9.3	2.7	2.4	4.2	5.9
Avg. Stride Freq. [Hz]	2.4	2.6	2.6	2.5	2.4
Avg. Stride Length [m]	6.0	6.9	7.0	7.1	6.9



- [] Ranking at each section and finish
- .-.- No data available at this section
- NA No data available



Eagle Farm QLD Professional

Race 4: SKY RACING BENCHMARK 90 Handicap - 1600m

18 January 2025 - 13:58



BRISBANE
RACING CLUB

Track Rating: Good 4, Weather: Overcast, Rail Position: +1m Entire

Section		Overall	1400m	1200m	1000m	800m	600m	400m	Last 600m				
Field Times		1:35.85 (0:13.53)	1:22.32 (0:11.31)	1:11.01 (0:11.69)	0:59.32 (0:12.28)	0:47.04 (0:12.13)	0:34.91 (0:11.50)	0:23.41 (0:11.34)	0:34.91				
Rank	TAB Horse/Jockey	Barrier	Top Speed [km/h]	Fastest Section									Distance Travelled [m]
1	5 KRONENBOURG James Orman	8	66.6 Overall	0:11.21 400m	1:35.85 [1] (0:13.57)	1:22.28 [2] (0:11.27)	1:11.01 [1] (0:11.78)	0:59.23 [2] (0:12.40)	0:46.83 [2] (0:12.13)	0:34.70 [2] (0:11.42)	0:23.28 [2] (0:11.21)	0:34.70	
2	1 DUNE FORTY FIVE Nikita Beriman	6	66.7 1400m	0:11.26 1400m	1:36.03 [2] (0:13.83)	1:22.20 [5] (0:11.26)	1:10.94 [5] (0:11.70)	0:59.24 [3] (0:12.35)	0:46.89 [4] (0:12.13)	0:34.76 [5] (0:11.51)	0:23.25 [3] (0:11.26)	0:34.76	+4
3	2 JETTY Ryan Curatolo	7	65.0 Overall	0:11.33 1400m	1:36.26 [3] (0:13.53)	1:22.73 [1] (0:11.33)	1:11.40 [2] (0:11.67)	0:59.73 [1] (0:12.28)	0:47.45 [1] (0:12.13)	0:35.32 [1] (0:11.50)	0:23.82 [1] (0:11.45)	0:35.32	-5
4	9 RED TOP Luke Dempsey	3	65.4 1400m	0:11.28 400m	1:36.33 [4] (0:13.98)	1:22.35 [8] (0:11.32)	1:11.03 [7] (0:11.79)	0:59.24 [8] (0:12.30)	0:46.94 [8] (0:12.24)	0:34.70 [8] (0:11.47)	0:23.23 [7] (0:11.28)	0:34.70	-2
5	4 YOUTH SPIRIT Brandon Lerena	4	65.1 600m	0:11.33 400m	1:36.41 [5] (0:13.88)	1:22.53 [6] (0:11.44)	1:11.09 [8] (0:11.75)	0:59.34 [6] (0:12.27)	0:47.07 [6] (0:12.17)	0:34.90 [6] (0:11.55)	0:23.35 [6] (0:11.33)	0:34.90	+4
6	7 LINTHORPE LAD Taylor Marshall	9	65.1 1400m	0:11.41 1400m	1:36.70 [6] (0:14.15)	1:22.55 [9] (0:11.41)	1:11.14 [9] (0:11.74)	0:59.40 [9] (0:12.16)	0:47.24 [9] (0:12.19)	0:35.05 [9] (0:11.58)	0:23.47 [9] (0:11.43)	0:35.05	+4
7	11 KORUTO Angela Jones	2	66.2 Overall	0:11.26 1400m	1:36.89 [7] (0:13.96)	1:22.93 [7] (0:11.26)	1:11.67 [6] (0:11.86)	0:59.81 [7] (0:12.27)	0:47.54 [7] (0:12.18)	0:35.36 [7] (0:11.58)	0:23.78 [8] (0:11.41)	0:35.36	-3
8	8 HOLSTEIN Andrew Mallyon	5	64.4 Overall	0:11.36 1400m	1:37.31 [8] (0:13.66)	1:23.65 [4] (0:11.36)	1:12.29 [4] (0:11.78)	1:00.51 [4] (0:12.34)	0:48.17 [5] (0:12.12)	0:36.05 [4] (0:11.63)	0:24.42 [4] (0:11.62)	0:36.05	-3
9	6 HADOUKEN Jasper Franklin	1	65.4 Overall	0:11.37 1400m	1:38.27 [9] (0:13.59)	1:24.68 [3] (0:11.37)	1:13.31 [3] (0:11.86)	1:01.45 [5] (0:12.27)	0:49.18 [3] (0:12.14)	0:37.04 [3] (0:11.74)	0:25.30 [5] (0:11.79)	0:37.04	-5

Scratched: Caprice Des Dieux (#10), Stuck With You (#3), Solar Apex (#12)



Eagle Farm QLD Professional

Race 4: SKY RACING BENCHMARK 90 Handicap - 1600m

18 January 2025 - 13:58



BRISBANE
RACING CLUB

Track Rating: Good 4, Weather: Overcast, Rail Position: +1m Entire

Section				200m				Last 600m	
Field Times				0:12.07 (0:12.07)				0:34.91	
Rank	TAB	Horse/Jockey	Barrier	Top Speed [km/h]	Fastest Section	Margin			Distance Travelled [m]
1	5	KRONENBOURG James Orman	8	66.6 Overall	0:11.21 400m	0:12.07 [1] (0:12.07)	1:35.85		0:34.70
2	1	DUNE FORTY FIVE Nikita Beriman	6	66.7 1400m	0:11.26 1400m	0:11.99 [3] (0:11.99)	1.03L		0:34.76 +4
3	2	JETTY Ryan Curatolo	7	65.0 Overall	0:11.33 1400m	0:12.37 [2] (0:12.37)	2.4L		0:35.32 -5
4	9	RED TOP Luke Dempsey	3	65.4 1400m	0:11.28 400m	0:11.95 [4] (0:11.95)	2.78L		0:34.70 -2
5	4	YOUTH SPIRIT Brandon Lerena	4	65.1 600m	0:11.33 400m	0:12.02 [5] (0:12.02)	3.25L		0:34.90 +4
6	7	LINTHORPE LAD Taylor Marshall	9	65.1 1400m	0:11.41 1400m	0:12.04 [8] (0:12.04)	4.98L		0:35.05 +4
7	11	KORUTO Angela Jones	2	66.2 Overall	0:11.26 1400m	0:12.37 [7] (0:12.37)	6.11L		0:35.36 -3
8	8	HOLSTEIN Andrew Mallyon	5	64.4 Overall	0:11.36 1400m	0:12.80 [6] (0:12.80)	8.58L		0:36.05 -3
9	6	HADOUKEN Jasper Franklin	1	65.4 Overall	0:11.37 1400m	0:13.51 [9] (0:13.51)	14.19L		0:37.04 -5

Scratched: Caprice Des Dieux (#10), Stuck With You (#3), Solar Apex (#12)



Horse/Jockey Name	Kronenbourg
Final Rank	1
Fastest Section Time (Section)	0:11.21 (400m)
Top Speed [km/h] (Section)	66.6 (Overall)
Race State	Finished



Eagle Farm QLD Professional

Race 4: SKY RACING BENCHMARK 90 Handicap - 1600m

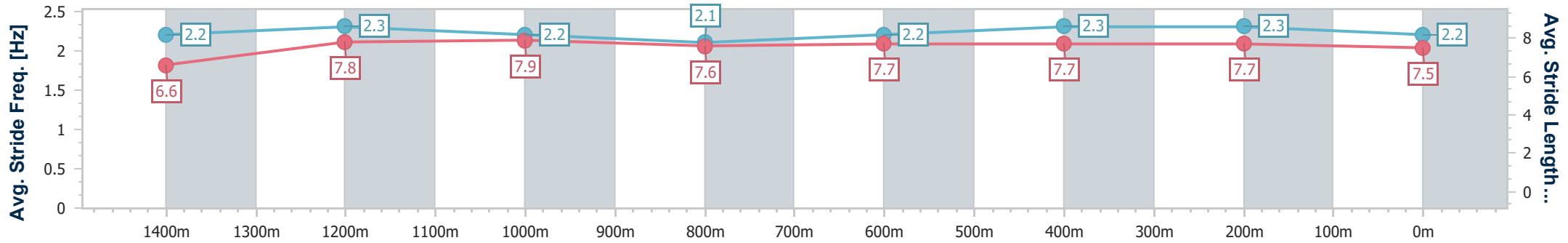
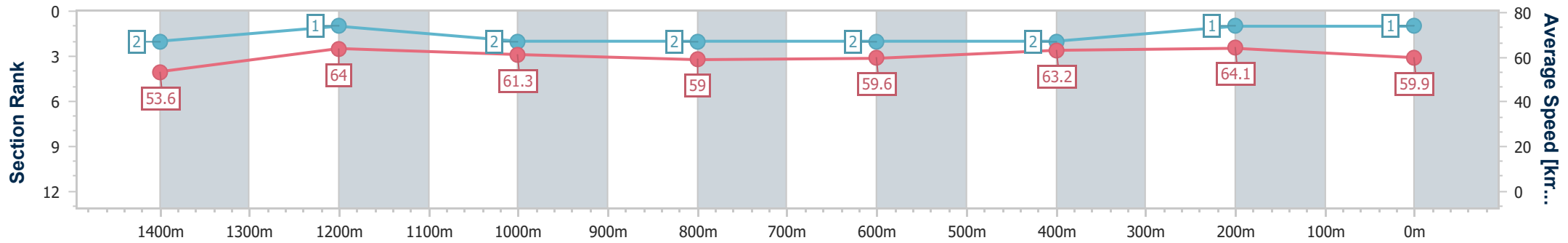
18 January 2025 - 13:58

Track Rating: Good 4, Weather: Overcast, Rail Position: +1m Entire



BRISBANE RACING CLUB

Section	Overall	1400m	1200m	1000m	800m	600m	400m	200m
Section Times	1:35.85 [1] (0:13.57)	1:22.28 [2] (0:11.27)	1:11.01 [1] (0:11.78)	0:59.23 [2] (0:12.40)	0:46.83 [2] (0:12.13)	0:34.70 [2] (0:11.42)	0:23.28 [2] (0:11.21)	0:12.07 [1] (0:12.07)
Average Speed [km/h]	53.6	64.0	61.3	59.0	59.6	63.2	64.1	59.9
Top Speed [km/h]	66.6	66.0	64.0	59.3	61.4	65.3	65.2	63.2
Avg. Dist. to Rail [m]	14.6	3.5	4.0	3.1	0.8	0.6	4.2	5.9
Avg. Stride Freq. [Hz]	2.2	2.3	2.2	2.1	2.2	2.3	2.3	2.2
Avg. Stride Length [m]	6.6	7.8	7.9	7.6	7.7	7.7	7.7	7.5



- [] Ranking at each section and finish
- .-.- No data available at this section
- NA No data available



Horse/Jockey Name	Dune Forty Five
Final Rank	2
Fastest Section Time (Section)	0:11.26 (1400m)
Top Speed [km/h] (Section)	66.7 (1400m)
Race State	Finished



Eagle Farm QLD Professional

Race 4: SKY RACING BENCHMARK 90 Handicap - 1600m

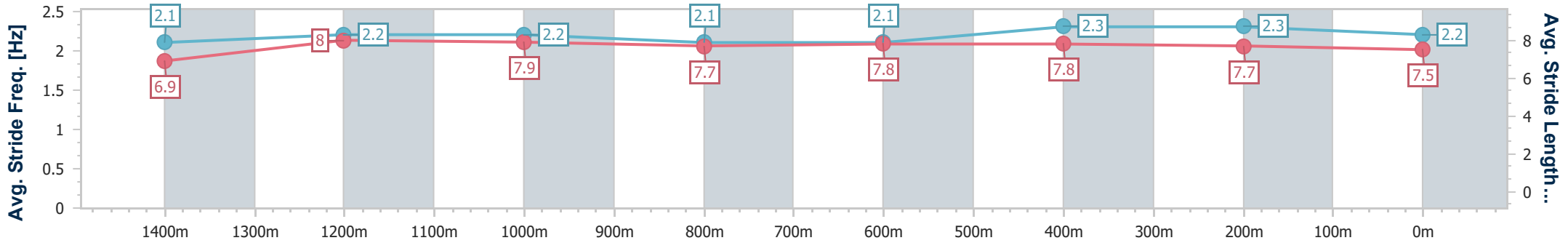
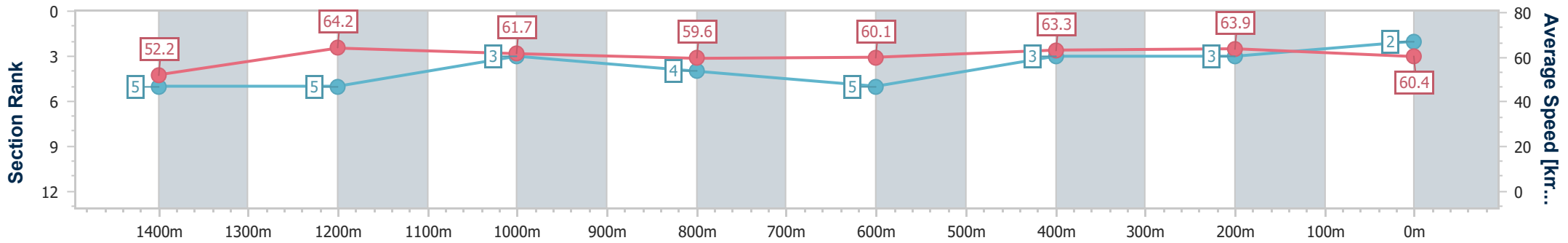
18 January 2025 - 13:58

Track Rating: Good 4, Weather: Overcast, Rail Position: +1m Entire



BRISBANE RACING CLUB

Section	Overall	1400m	1200m	1000m	800m	600m	400m	200m
Section Times	1:36.03 [2] (0:13.83)	1:22.20 [5] (0:11.26)	1:10.94 [5] (0:11.70)	0:59.24 [3] (0:12.35)	0:46.89 [4] (0:12.13)	0:34.76 [5] (0:11.51)	0:23.25 [3] (0:11.26)	0:11.99 [3] (0:11.99)
Average Speed [km/h]	52.2	64.2	61.7	59.6	60.1	63.3	63.9	60.4
Top Speed [km/h]	66.6	66.7	64.0	60.0	62.0	65.2	65.3	63.1
Avg. Dist. to Rail [m]	12.3	4.1	5.1	4.2	2.3	3.0	6.8	7.1
Avg. Stride Freq. [Hz]	2.1	2.2	2.2	2.1	2.1	2.3	2.3	2.2
Avg. Stride Length [m]	6.9	8.0	7.9	7.7	7.8	7.8	7.7	7.5



- [] Ranking at each section and finish
- .-.- No data available at this section
- NA No data available



Horse/Jockey Name	Jetty
Final Rank	3
Fastest Section Time (Section)	0:11.33 (1400m)
Top Speed [km/h] (Section)	65.0 (Overall)
Race State	Finished



Eagle Farm QLD Professional

Race 4: SKY RACING BENCHMARK 90 Handicap - 1600m

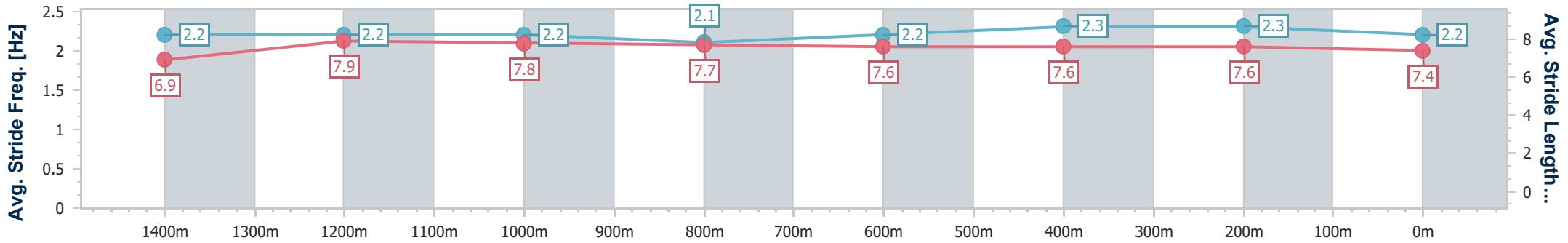
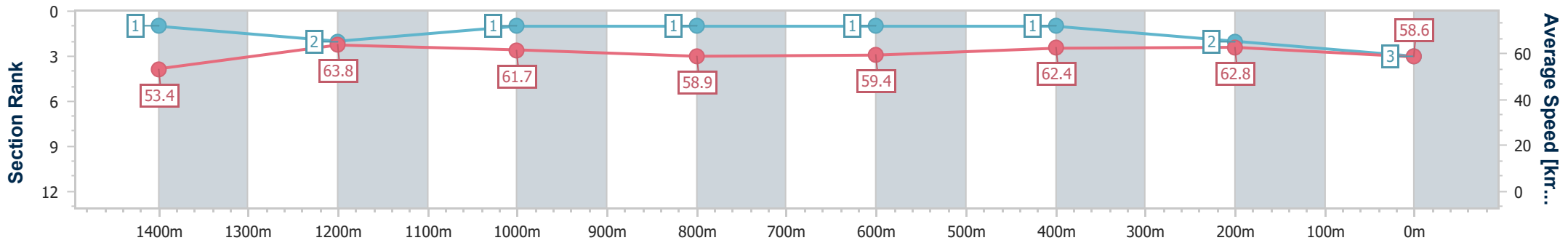
18 January 2025 - 13:58

Track Rating: Good 4, Weather: Overcast, Rail Position: +1m Entire



BRISBANE RACING CLUB

Section	Overall	1400m	1200m	1000m	800m	600m	400m	200m
Section Times	1:36.26 [3] (0:13.53)	1:22.73 [1] (0:11.33)	1:11.40 [2] (0:11.67)	0:59.73 [1] (0:12.28)	0:47.45 [1] (0:12.13)	0:35.32 [1] (0:11.50)	0:23.82 [1] (0:11.45)	0:12.37 [2] (0:12.37)
Average Speed [km/h]	53.4	63.8	61.7	58.9	59.4	62.4	62.8	58.6
Top Speed [km/h]	65.0	64.7	63.3	60.0	61.1	64.1	64.0	61.6
Avg. Dist. to Rail [m]	12.9	2.9	2.8	1.2	0.4	0.6	0.3	1.2
Avg. Stride Freq. [Hz]	2.2	2.2	2.2	2.1	2.2	2.3	2.3	2.2
Avg. Stride Length [m]	6.9	7.9	7.8	7.7	7.6	7.6	7.6	7.4



- [] Ranking at each section and finish
- .-.- No data available at this section
- NA No data available



Horse/Jockey Name	Red Top
Final Rank	4
Fastest Section Time (Section)	0:11.28 (400m)
Top Speed [km/h] (Section)	65.4 (1400m)
Race State	Finished



Eagle Farm QLD Professional

Race 4: SKY RACING BENCHMARK 90 Handicap - 1600m

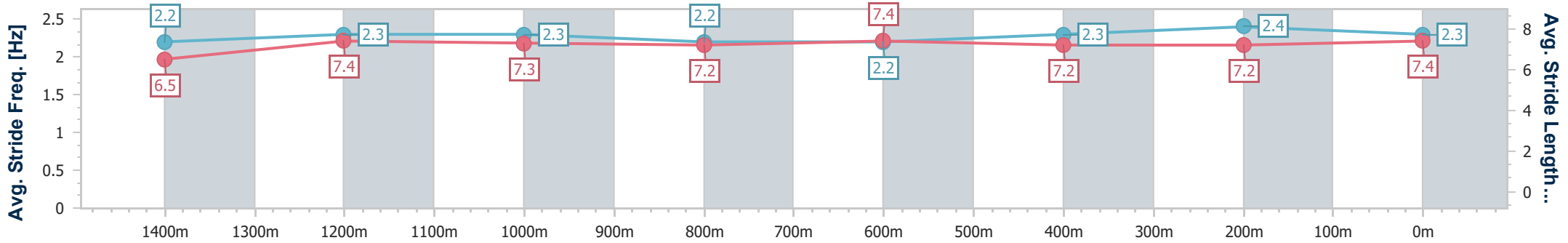
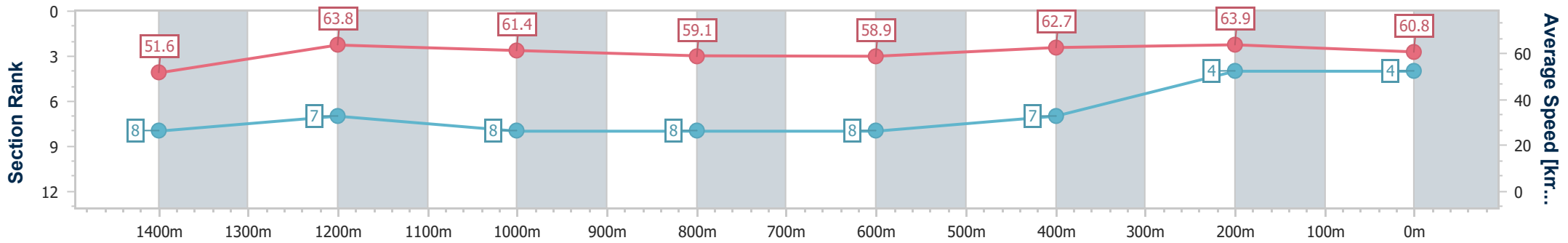
18 January 2025 - 13:58

Track Rating: Good 4, Weather: Overcast, Rail Position: +1m Entire



BRISBANE RACING CLUB

Section	Overall	1400m	1200m	1000m	800m	600m	400m	200m
Section Times	1:36.33 [4] (0:13.98)	1:22.35 [8] (0:11.32)	1:11.03 [7] (0:11.79)	0:59.24 [8] (0:12.30)	0:46.94 [8] (0:12.24)	0:34.70 [8] (0:11.47)	0:23.23 [7] (0:11.28)	0:11.95 [4] (0:11.95)
Average Speed [km/h]	51.6	63.8	61.4	59.1	58.9	62.7	63.9	60.8
Top Speed [km/h]	65.1	65.4	63.5	59.7	60.1	64.7	64.6	62.6
Avg. Dist. to Rail [m]	10.5	2.6	3.4	2.2	0.5	0.4	3.3	3.9
Avg. Stride Freq. [Hz]	2.2	2.3	2.3	2.2	2.2	2.3	2.4	2.3
Avg. Stride Length [m]	6.5	7.4	7.3	7.2	7.4	7.2	7.2	7.4



- [] Ranking at each section and finish
- .-.- No data available at this section
- NA No data available



Horse/Jockey Name	Youth Spirit
Final Rank	5
Fastest Section Time (Section)	0:11.33 (400m)
Top Speed [km/h] (Section)	65.1 (600m)
Race State	Finished



Eagle Farm QLD Professional

Race 4: SKY RACING BENCHMARK 90 Handicap - 1600m

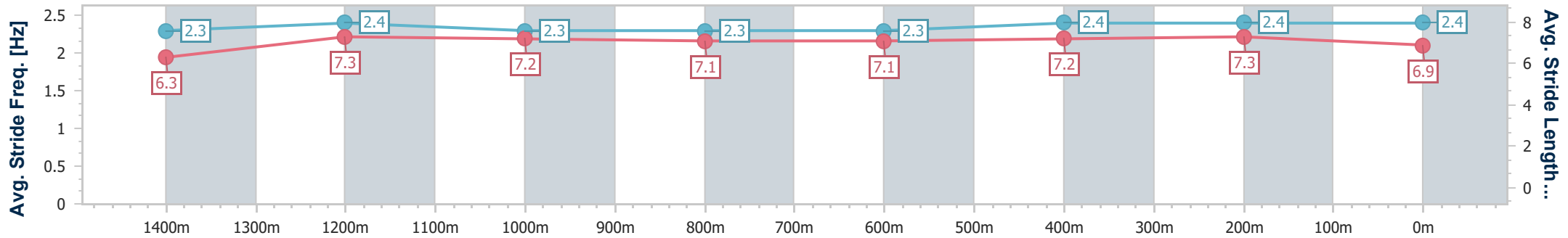
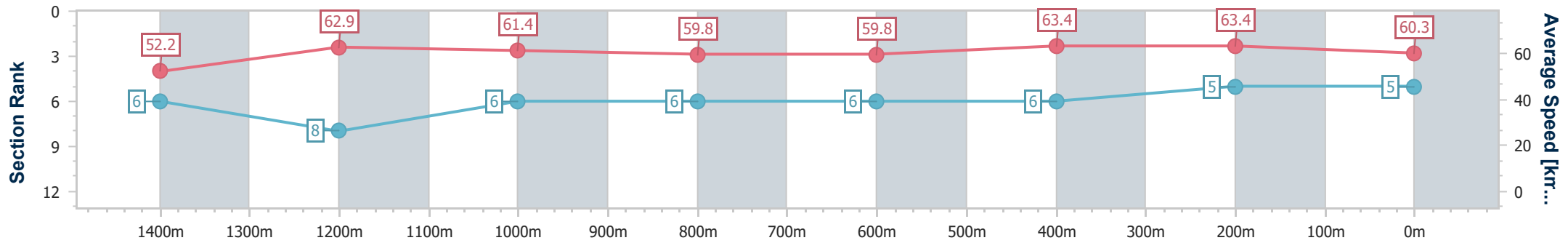
18 January 2025 - 13:58

Track Rating: Good 4, Weather: Overcast, Rail Position: +1m Entire



BRISBANE RACING CLUB

Section	Overall	1400m	1200m	1000m	800m	600m	400m	200m
Section Times	1:36.41 [5] (0:13.88)	1:22.53 [6] (0:11.44)	1:11.09 [8] (0:11.75)	0:59.34 [6] (0:12.27)	0:47.07 [6] (0:12.17)	0:34.90 [6] (0:11.55)	0:23.35 [6] (0:11.33)	0:12.02 [5] (0:12.02)
Average Speed [km/h]	52.2	62.9	61.4	59.8	59.8	63.4	63.4	60.3
Top Speed [km/h]	64.7	64.9	64.2	60.8	62.9	65.1	64.3	62.7
Avg. Dist. to Rail [m]	9.8	2.2	3.5	3.1	2.2	3.3	6.3	7.7
Avg. Stride Freq. [Hz]	2.3	2.4	2.3	2.3	2.3	2.4	2.4	2.4
Avg. Stride Length [m]	6.3	7.3	7.2	7.1	7.1	7.2	7.3	6.9



- [] Ranking at each section and finish
- .-.- No data available at this section
- NA No data available



Horse/Jockey Name	Linthorpe Lad
Final Rank	6
Fastest Section Time (Section)	0:11.41 (1400m)
Top Speed [km/h] (Section)	65.1 (1400m)
Race State	Finished



Eagle Farm QLD Professional

Race 4: SKY RACING BENCHMARK 90 Handicap - 1600m

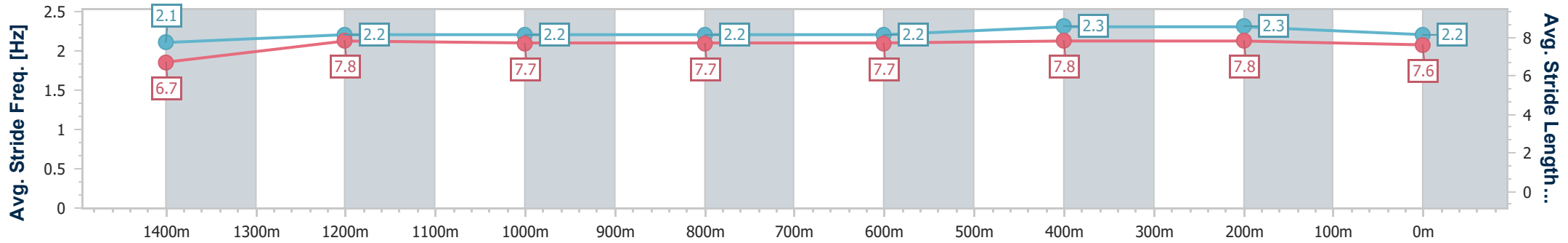
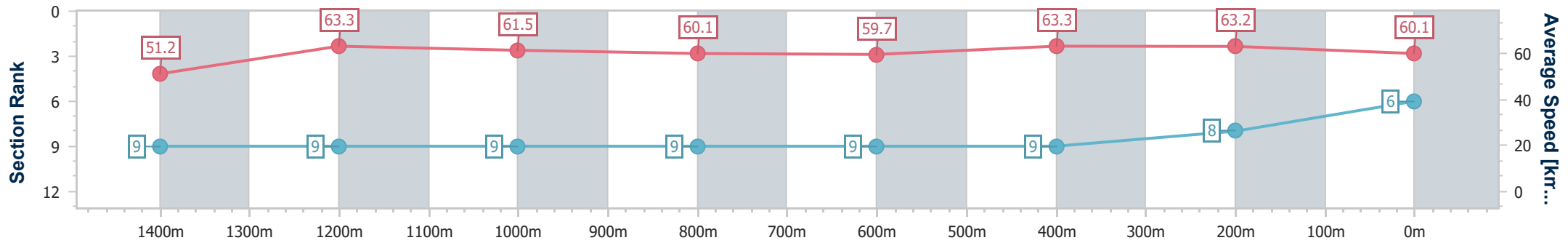
18 January 2025 - 13:58

Track Rating: Good 4, Weather: Overcast, Rail Position: +1m Entire



BRISBANE RACING CLUB

Section	Overall	1400m	1200m	1000m	800m	600m	400m	200m
Section Times	1:36.70 [6] (0:14.15)	1:22.55 [9] (0:11.41)	1:11.14 [9] (0:11.74)	0:59.40 [9] (0:12.16)	0:47.24 [9] (0:12.19)	0:35.05 [9] (0:11.58)	0:23.47 [9] (0:11.43)	0:12.04 [8] (0:12.04)
Average Speed [km/h]	51.2	63.3	61.5	60.1	59.7	63.3	63.2	60.1
Top Speed [km/h]	64.3	65.1	63.7	60.8	61.6	64.0	63.9	62.0
Avg. Dist. to Rail [m]	13.1	2.8	3.4	2.9	2.2	4.4	8.4	7.8
Avg. Stride Freq. [Hz]	2.1	2.2	2.2	2.2	2.2	2.3	2.3	2.2
Avg. Stride Length [m]	6.7	7.8	7.7	7.7	7.7	7.8	7.8	7.6



- [] Ranking at each section and finish
- .-.- No data available at this section
- NA No data available



Horse/Jockey Name	Koruto
Final Rank	7
Fastest Section Time (Section)	0:11.26 (1400m)
Top Speed [km/h] (Section)	66.2 (Overall)
Race State	Finished



Eagle Farm QLD Professional

Race 4: SKY RACING BENCHMARK 90 Handicap - 1600m

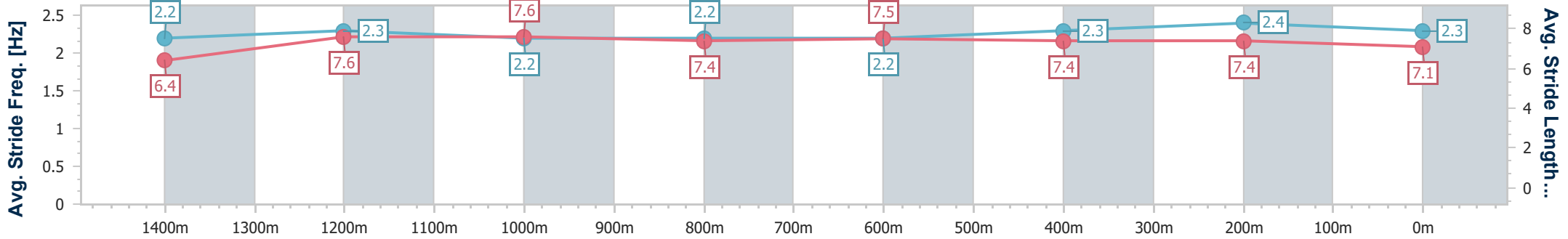
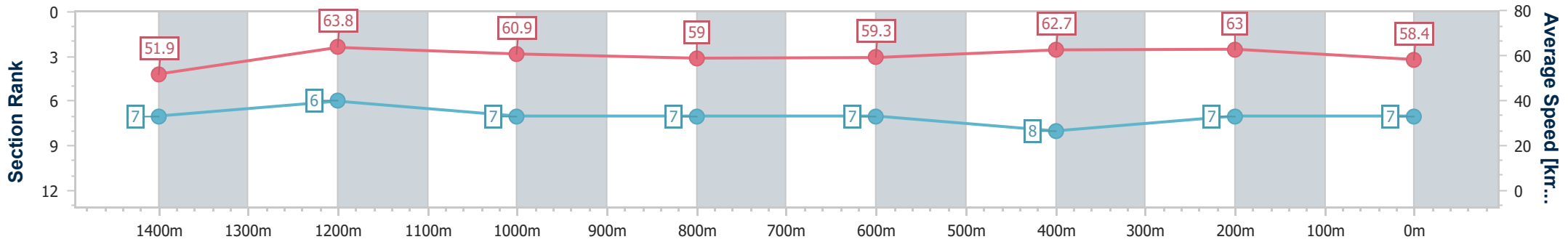
18 January 2025 - 13:58

Track Rating: Good 4, Weather: Overcast, Rail Position: +1m Entire



BRISBANE RACING CLUB

Section	Overall	1400m	1200m	1000m	800m	600m	400m	200m
Section Times	1:36.89 [7] (0:13.96)	1:22.93 [7] (0:11.26)	1:11.67 [6] (0:11.86)	0:59.81 [7] (0:12.27)	0:47.54 [7] (0:12.18)	0:35.36 [7] (0:11.58)	0:23.78 [8] (0:11.41)	0:12.37 [7] (0:12.37)
Average Speed [km/h]	51.9	63.8	60.9	59.0	59.3	62.7	63.0	58.4
Top Speed [km/h]	66.2	66.2	63.4	59.7	60.6	65.3	65.4	61.2
Avg. Dist. to Rail [m]	8.8	1.3	1.8	1.2	0.5	1.6	4.9	4.3
Avg. Stride Freq. [Hz]	2.2	2.3	2.2	2.2	2.2	2.3	2.4	2.3
Avg. Stride Length [m]	6.4	7.6	7.6	7.4	7.5	7.4	7.4	7.1



- [] Ranking at each section and finish
- .-.- No data available at this section
- NA No data available



Horse/Jockey Name	Holstein
Final Rank	8
Fastest Section Time (Section)	0:11.36 (1400m)
Top Speed [km/h] (Section)	64.4 (Overall)
Race State	Finished



Eagle Farm QLD Professional

Race 4: SKY RACING BENCHMARK 90 Handicap - 1600m

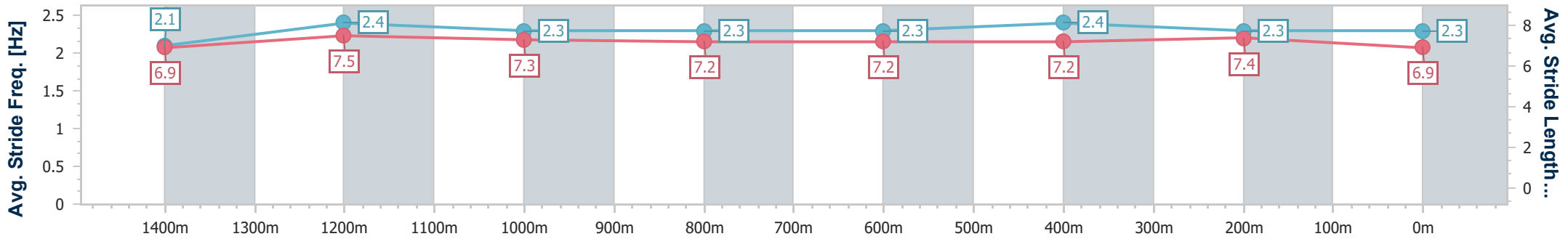
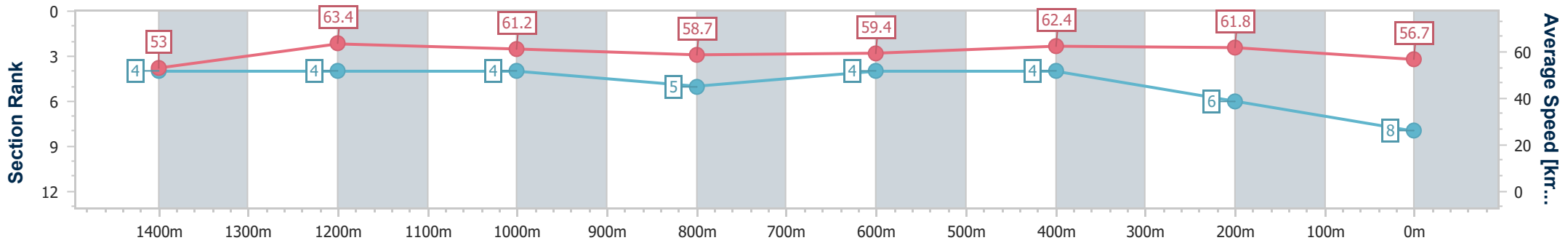
18 January 2025 - 13:58

Track Rating: Good 4, Weather: Overcast, Rail Position: +1m Entire



BRISBANE RACING CLUB

Section	Overall	1400m	1200m	1000m	800m	600m	400m	200m
Section Times	1:37.31 [8] (0:13.66)	1:23.65 [4] (0:11.36)	1:12.29 [4] (0:11.78)	1:00.51 [4] (0:12.34)	0:48.17 [5] (0:12.12)	0:36.05 [4] (0:11.63)	0:24.42 [4] (0:11.62)	0:12.80 [6] (0:12.80)
Average Speed [km/h]	53.0	63.4	61.2	58.7	59.4	62.4	61.8	56.7
Top Speed [km/h]	64.4	64.3	63.8	59.3	60.4	63.7	63.3	60.3
Avg. Dist. to Rail [m]	11.3	2.7	2.6	1.2	0.4	1.4	4.0	5.3
Avg. Stride Freq. [Hz]	2.1	2.4	2.3	2.3	2.3	2.4	2.3	2.3
Avg. Stride Length [m]	6.9	7.5	7.3	7.2	7.2	7.2	7.4	6.9



- [] Ranking at each section and finish
- .-.- No data available at this section
- NA No data available



Horse/Jockey Name	Hadouken
Final Rank	9
Fastest Section Time (Section)	0:11.37 (1400m)
Top Speed [km/h] (Section)	65.4 (Overall)
Race State	Finished



Eagle Farm QLD Professional

Race 4: SKY RACING BENCHMARK 90 Handicap - 1600m

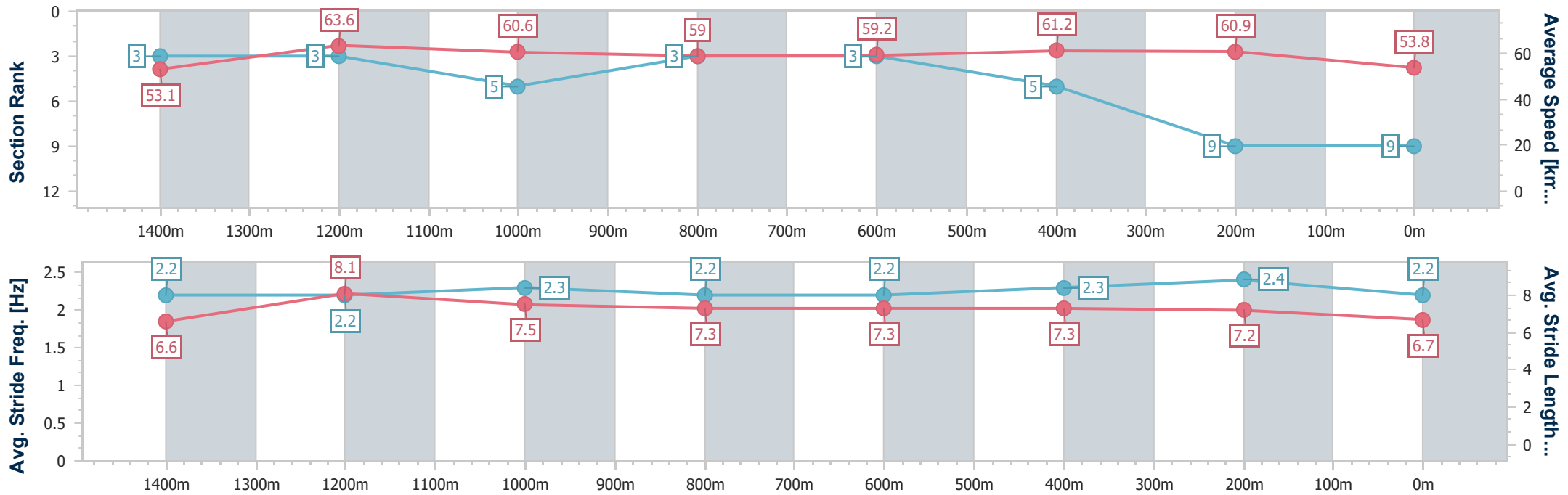
18 January 2025 - 13:58

Track Rating: Good 4, Weather: Overcast, Rail Position: +1m Entire



BRISBANE RACING CLUB

Section	Overall	1400m	1200m	1000m	800m	600m	400m	200m
Section Times	1:38.27 [9] (0:13.59)	1:24.68 [3] (0:11.37)	1:13.31 [3] (0:11.86)	1:01.45 [5] (0:12.27)	0:49.18 [3] (0:12.14)	0:37.04 [3] (0:11.74)	0:25.30 [5] (0:11.79)	0:13.51 [9] (0:13.51)
Average Speed [km/h]	53.1	63.6	60.6	59.0	59.2	61.2	60.9	53.8
Top Speed [km/h]	65.4	65.0	63.4	59.7	60.2	61.9	62.4	59.4
Avg. Dist. to Rail [m]	9.2	1.1	1.8	0.6	0.4	0.4	1.5	3.0
Avg. Stride Freq. [Hz]	2.2	2.2	2.3	2.2	2.2	2.3	2.4	2.2
Avg. Stride Length [m]	6.6	8.1	7.5	7.3	7.3	7.3	7.2	6.7



- [] Ranking at each section and finish
- .-.- No data available at this section
- NA No data available



Eagle Farm QLD Professional

Race 5: BECOME A MEMBER BENCHMARK 80 Handicap - 1200m

18 January 2025 - 14:33



BRISBANE
RACING CLUB

Track Rating: Good 4, Weather: Overcast, Rail Position: +1m Entire

Section		Field Times												
Overall	1000m	800m	600m	400m	200m	Last 600m								
1:09.68 (0:13.25)	0:56.43 (0:10.99)	0:45.44 (0:11.03)	0:34.41 (0:10.96)	0:23.45 (0:11.14)	0:12.31 (0:12.31)	0:34.41								
Rank	TAB	Horse/Jockey	Barrier	Top Speed [km/h]	Fastest Section	Overall	1000m	800m	600m	400m	200m	Margin	Distance Travelled [m]	
1	13	AMORE VELOCE Bailey Wheeler	4	68.5 Overall	0:10.99 1000m	1:09.68 [1] (0:13.25)	0:56.43 [1] (0:10.99)	0:45.44 [1] (0:11.06)	0:34.38 [2] (0:11.10)	0:23.28 [2] (0:11.04)	0:12.24 [2] (0:12.24)	1:09.68	0:34.38	
2	8	MINTAKA LAD Damien Thornton	2	68.3 1000m	0:10.80 1000m	1:09.72 [2] (0:14.07)	0:55.65 [7] (0:10.80)	0:44.85 [7] (0:10.99)	0:33.86 [7] (0:10.99)	0:22.87 [5] (0:10.93)	0:11.94 [4] (0:11.94)	0.2L	0:33.86	-4
3	9	SET TO SHINE Angela Jones	6	67.8 1000m	0:10.85 1000m	1:09.76 [3] (0:13.87)	0:55.89 [5] (0:10.85)	0:45.04 [6] (0:11.03)	0:34.01 [6] (0:11.16)	0:22.85 [7] (0:11.04)	0:11.81 [6] (0:11.81)	0.47L	0:34.01	-1
4	6	TYPHOON TAAVI Emily Lang	3	67.3 600m	0:10.95 1000m	1:09.80 [4] (0:13.30)	0:56.50 [2] (0:10.95)	0:45.55 [2] (0:11.02)	0:34.53 [1] (0:10.96)	0:23.57 [1] (0:11.14)	0:12.43 [1] (0:12.43)	0.7L	0:34.53	-3
5	10	ZELGARIA Andrew Mallyon	5	67.5 1000m	0:10.89 400m	1:09.88 [5] (0:14.11)	0:55.77 [8] (0:10.91)	0:44.86 [8] (0:11.05)	0:33.81 [9] (0:11.06)	0:22.75 [9] (0:10.89)	0:11.86 [8] (0:11.86)	1.14L	0:33.81	+0
6	4	FLAG HALL Siena Grima	1	69.3 Overall	0:10.73 1000m	1:09.92 [6] (0:13.58)	0:56.34 [4] (0:10.73)	0:45.61 [3] (0:11.10)	0:34.51 [3] (0:11.10)	0:23.41 [3] (0:11.19)	0:12.22 [3] (0:12.22)	1.4L	0:34.51	-6
7	12	FINE SHOT Justin Stanley	10	68.3 1000m	0:10.67 1000m	1:10.04 [7] (0:14.36)	0:55.68 [10] (0:10.67)	0:45.01 [9] (0:10.98)	0:34.03 [8] (0:11.19)	0:22.84 [10] (0:10.99)	0:11.85 [10] (0:11.85)	2.08L	0:34.03	-3
8	1	SPACE TRACKER Jasper Franklin	8	70.7 1000m	0:10.57 1000m	1:10.08 [8] (0:14.05)	0:56.03 [6] (0:10.57)	0:45.46 [5] (0:11.10)	0:34.36 [5] (0:11.17)	0:23.19 [6] (0:10.96)	0:12.23 [5] (0:12.23)	2.32L	0:34.36	+4
9	14	MOUNT FUJI Jake Bayliss	9	68.2 1000m	0:10.83 1000m	1:10.36 [9] (0:14.33)	0:56.03 [9] (0:10.83)	0:45.20 [10] (0:10.92)	0:34.28 [10] (0:11.00)	0:23.28 [8] (0:11.01)	0:12.27 [9] (0:12.27)	4L	0:34.28	-3
10	2	PIZARRO James Orman	7	67.6 1000m	0:10.88 1000m	1:10.37 [10] (0:13.51)	0:56.86 [3] (0:10.88)	0:45.98 [4] (0:11.06)	0:34.92 [4] (0:11.19)	0:23.73 [4] (0:11.34)	0:12.39 [7] (0:12.39)	4.05L	0:34.92	+0

Scratched: Fastconi (#7), Yoshino (#3), Maximum Vortex (#5), Amigo (#11)

[] Ranking at each section and finish
 -:-:- No data available at this section
 NA No data available

SCN Saddle cloth number
 DNF Did not finish
 DNT Did not track



Horse/Jockey Name	Amore Veloce
Final Rank	1
Fastest Section Time (Section)	0:10.99 (1000m)
Top Speed [km/h] (Section)	68.5 (Overall)
Race State	Finished



Eagle Farm QLD Professional
Race 5: BECOME A MEMBER BENCHMARK 80 Handicap - 1200m

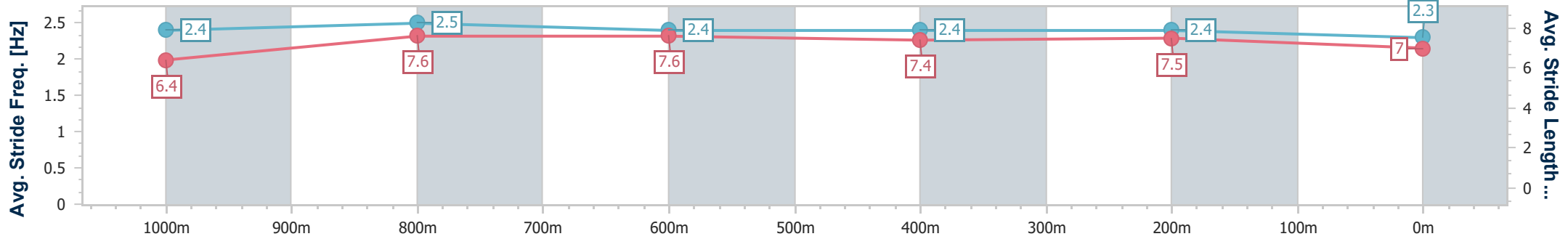
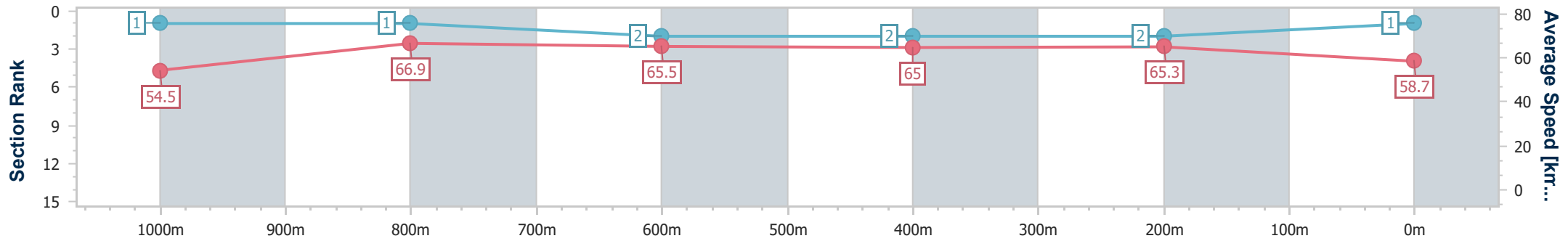
18 January 2025 - 14:33

Track Rating: Good 4, Weather: Overcast, Rail Position: +1m Entire



BRISBANE RACING CLUB

Section	Overall	1000m	800m	600m	400m	200m
Section Times	1:09.68 [1] (0:13.25)	0:56.43 [1] (0:10.99)	0:45.44 [1] (0:11.06)	0:34.38 [2] (0:11.10)	0:23.28 [2] (0:11.04)	0:12.24 [2] (0:12.24)
Average Speed [km/h]	54.5	66.9	65.5	65.0	65.3	58.7
Top Speed [km/h]	68.5	67.8	67.2	66.6	66.6	63.3
Avg. Dist. to Rail [m]	3.9	3.8	1.7	0.8	4.2	3.9
Avg. Stride Freq. [Hz]	2.4	2.5	2.4	2.4	2.4	2.3
Avg. Stride Length [m]	6.4	7.6	7.6	7.4	7.5	7.0



- [] Ranking at each section and finish
- .-.- No data available at this section
- NA No data available



Horse/Jockey Name	Mintaka Lad
Final Rank	2
Fastest Section Time (Section)	0:10.80 (1000m)
Top Speed [km/h] (Section)	68.3 (1000m)
Race State	Finished



Eagle Farm QLD Professional
Race 5: BECOME A MEMBER BENCHMARK 80 Handicap - 1200m

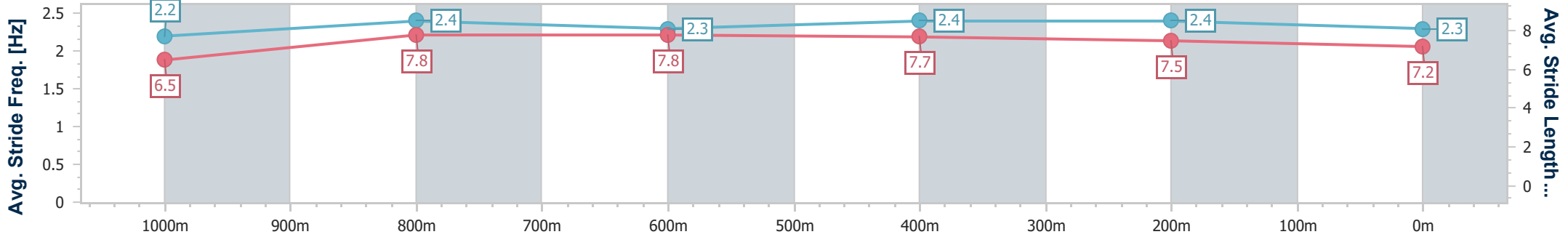
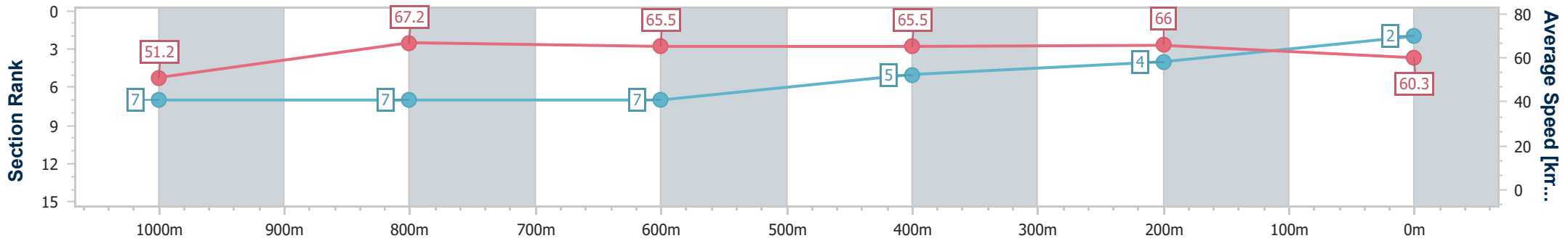
18 January 2025 - 14:33

Track Rating: Good 4, Weather: Overcast, Rail Position: +1m Entire



BRISBANE RACING CLUB

Section	Overall	1000m	800m	600m	400m	200m
Section Times	1:09.72 [2] (0:14.07)	0:55.65 [7] (0:10.80)	0:44.85 [7] (0:10.99)	0:33.86 [7] (0:10.99)	0:22.87 [5] (0:10.93)	0:11.94 [4] (0:11.94)
Average Speed [km/h]	51.2	67.2	65.5	65.5	66.0	60.3
Top Speed [km/h]	67.0	68.3	67.7	67.2	67.7	63.7
Avg. Dist. to Rail [m]	2.5	1.2	0.5	0.5	3.0	2.6
Avg. Stride Freq. [Hz]	2.2	2.4	2.3	2.4	2.4	2.3
Avg. Stride Length [m]	6.5	7.8	7.8	7.7	7.5	7.2



- [] Ranking at each section and finish
- .-.- No data available at this section
- NA No data available



Horse/Jockey Name	Set To Shine
Final Rank	3
Fastest Section Time (Section)	0:10.85 (1000m)
Top Speed [km/h] (Section)	67.8 (1000m)
Race State	Finished



Eagle Farm QLD Professional
Race 5: BECOME A MEMBER BENCHMARK 80 Handicap - 1200m

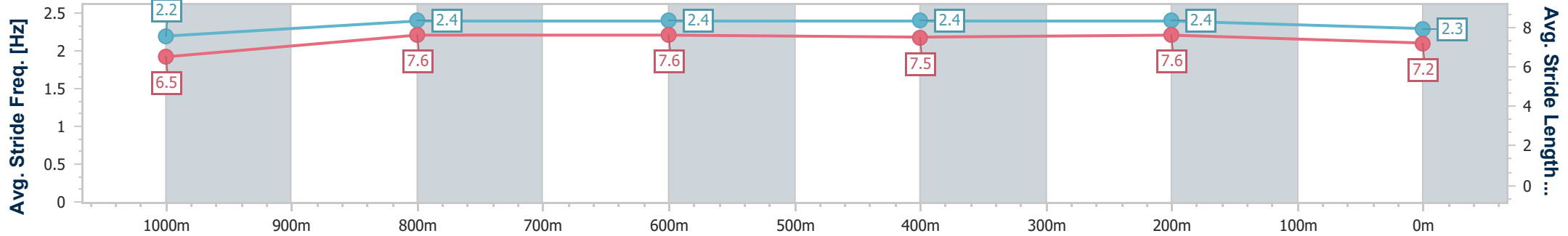
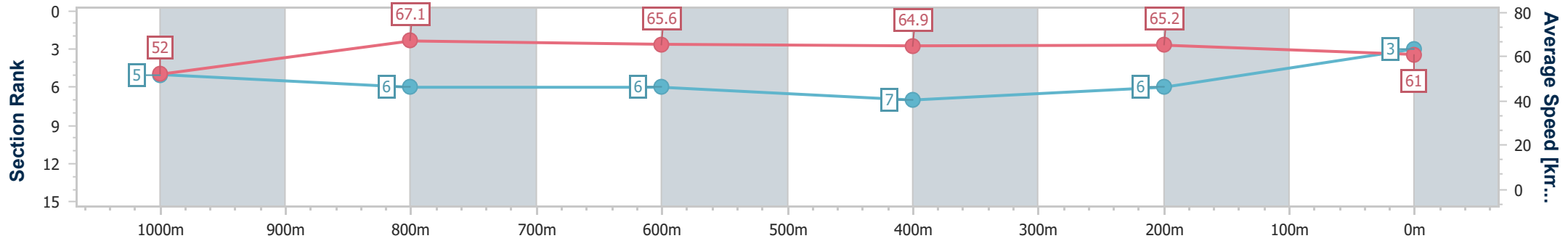


18 January 2025 - 14:33

BRISBANE RACING CLUB

Track Rating: Good 4, Weather: Overcast, Rail Position: +1m Entire

Section	Overall	1000m	800m	600m	400m	200m
Section Times	1:09.76 [3] (0:13.87)	0:55.89 [5] (0:10.85)	0:45.04 [6] (0:11.03)	0:34.01 [6] (0:11.16)	0:22.85 [7] (0:11.04)	0:11.81 [6] (0:11.81)
Average Speed [km/h]	52.0	67.1	65.6	64.9	65.2	61.0
Top Speed [km/h]	66.0	67.8	67.3	65.7	66.5	63.4
Avg. Dist. to Rail [m]	3.9	2.1	0.7	1.1	6.0	6.8
Avg. Stride Freq. [Hz]	2.2	2.4	2.4	2.4	2.4	2.3
Avg. Stride Length [m]	6.5	7.6	7.6	7.5	7.6	7.2



- [] Ranking at each section and finish
- .-.- No data available at this section
- NA No data available



Horse/Jockey Name	Typhoon Taavi
Final Rank	4
Fastest Section Time (Section)	0:10.95 (1000m)
Top Speed [km/h] (Section)	67.3 (600m)
Race State	Finished



Eagle Farm QLD Professional
Race 5: BECOME A MEMBER BENCHMARK 80 Handicap - 1200m

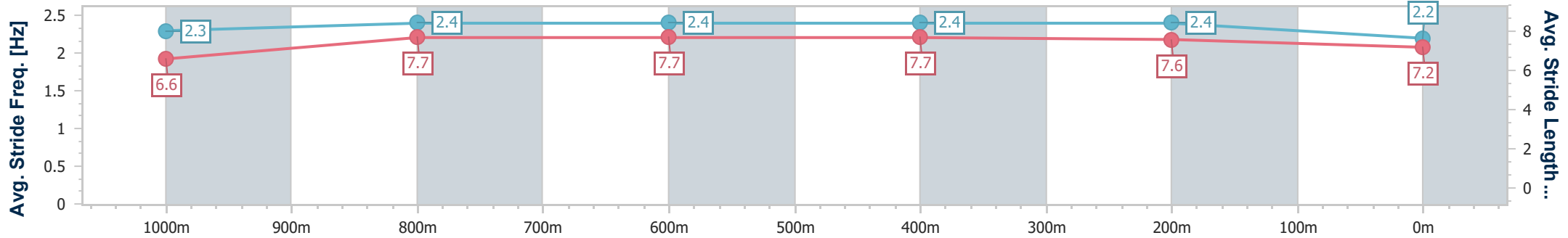
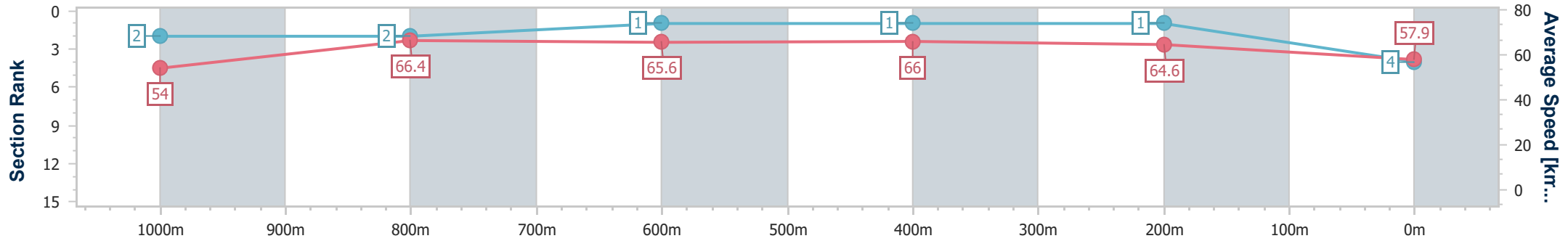
18 January 2025 - 14:33

Track Rating: Good 4, Weather: Overcast, Rail Position: +1m Entire



BRISBANE RACING CLUB

Section	Overall	1000m	800m	600m	400m	200m
Section Times	1:09.80 [4] (0:13.30)	0:56.50 [2] (0:10.95)	0:45.55 [2] (0:11.02)	0:34.53 [1] (0:10.96)	0:23.57 [1] (0:11.14)	0:12.43 [1] (0:12.43)
Average Speed [km/h]	54.0	66.4	65.6	66.0	64.6	57.9
Top Speed [km/h]	66.9	67.1	66.2	67.3	66.9	61.4
Avg. Dist. to Rail [m]	2.9	1.4	0.5	1.6	5.9	6.1
Avg. Stride Freq. [Hz]	2.3	2.4	2.4	2.4	2.4	2.2
Avg. Stride Length [m]	6.6	7.7	7.7	7.7	7.6	7.2



- [] Ranking at each section and finish
- .-.- No data available at this section
- NA No data available



Horse/Jockey Name	Zelgaria
Final Rank	5
Fastest Section Time (Section)	0:10.89 (400m)
Top Speed [km/h] (Section)	67.5 (1000m)
Race State	Finished



Eagle Farm QLD Professional
Race 5: BECOME A MEMBER BENCHMARK 80 Handicap - 1200m

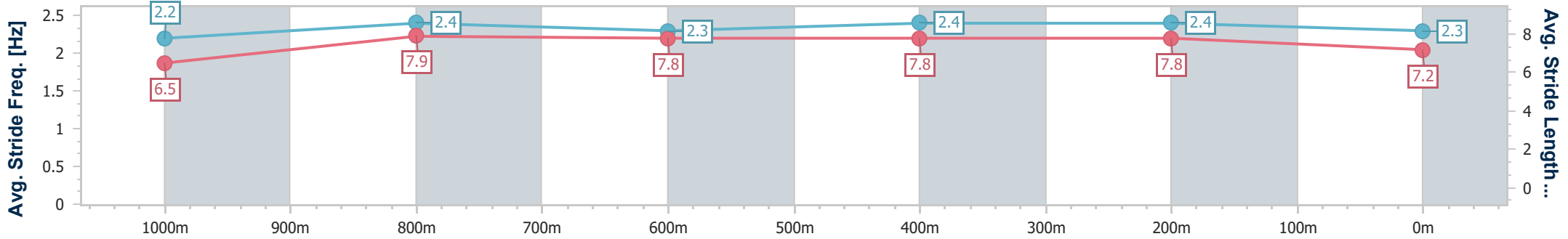
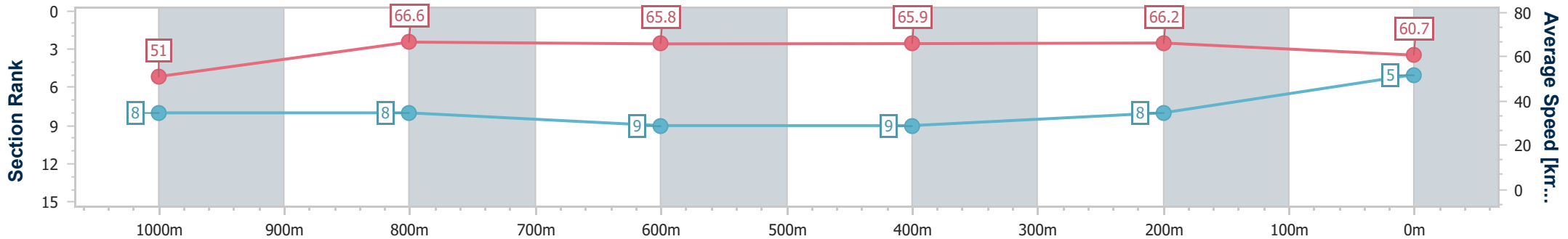
18 January 2025 - 14:33

Track Rating: Good 4, Weather: Overcast, Rail Position: +1m Entire



BRISBANE RACING CLUB

Section	Overall	1000m	800m	600m	400m	200m
Section Times	1:09.88 [5] (0:14.11)	0:55.77 [8] (0:10.91)	0:44.86 [8] (0:11.05)	0:33.81 [9] (0:11.06)	0:22.75 [9] (0:10.89)	0:11.86 [8] (0:11.86)
Average Speed [km/h]	51.0	66.6	65.8	65.9	66.2	60.7
Top Speed [km/h]	65.4	67.5	67.5	67.3	67.4	64.0
Avg. Dist. to Rail [m]	3.1	2.2	1.3	2.7	9.3	11.4
Avg. Stride Freq. [Hz]	2.2	2.4	2.3	2.4	2.4	2.3
Avg. Stride Length [m]	6.5	7.9	7.8	7.8	7.8	7.2



- [] Ranking at each section and finish
- .-.- No data available at this section
- NA No data available



Horse/Jockey Name	Flag Hall
Final Rank	6
Fastest Section Time (Section)	0:10.73 (1000m)
Top Speed [km/h] (Section)	69.3 (Overall)
Race State	Finished



Eagle Farm QLD Professional
Race 5: BECOME A MEMBER BENCHMARK 80 Handicap - 1200m

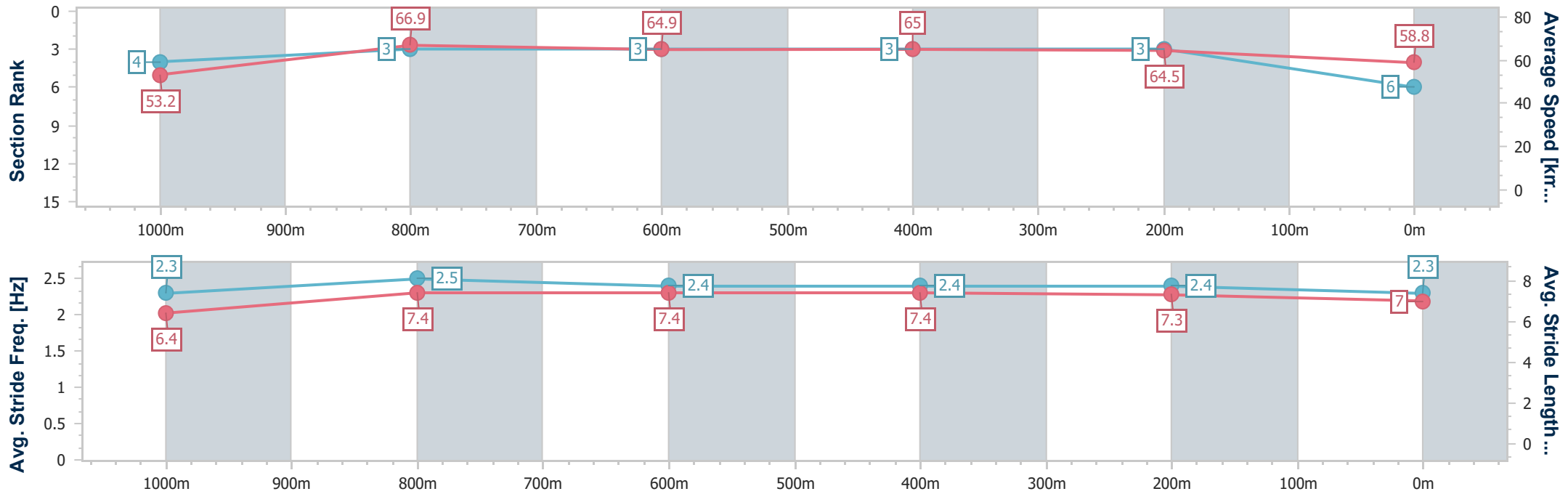


18 January 2025 - 14:33

BRISBANE RACING CLUB

Track Rating: Good 4, Weather: Overcast, Rail Position: +1m Entire

Section	Overall	1000m	800m	600m	400m	200m
Section Times	1:09.92 [6] (0:13.58)	0:56.34 [4] (0:10.73)	0:45.61 [3] (0:11.10)	0:34.51 [3] (0:11.10)	0:23.41 [3] (0:11.19)	0:12.22 [3] (0:12.22)
Average Speed [km/h]	53.2	66.9	64.9	65.0	64.5	58.8
Top Speed [km/h]	69.3	69.1	66.9	66.6	66.4	62.6
Avg. Dist. to Rail [m]	0.8	0.7	0.4	0.7	5.2	5.2
Avg. Stride Freq. [Hz]	2.3	2.5	2.4	2.4	2.4	2.3
Avg. Stride Length [m]	6.4	7.4	7.4	7.4	7.3	7.0



- [] Ranking at each section and finish
- .-.- No data available at this section
- NA No data available



Horse/Jockey Name	Fine Shot
Final Rank	7
Fastest Section Time (Section)	0:10.67 (1000m)
Top Speed [km/h] (Section)	68.3 (1000m)
Race State	Finished



Eagle Farm QLD Professional
Race 5: BECOME A MEMBER BENCHMARK 80 Handicap - 1200m

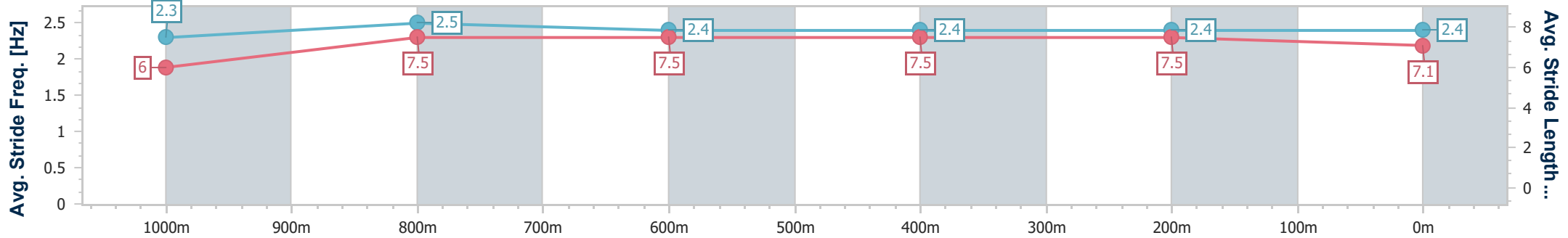
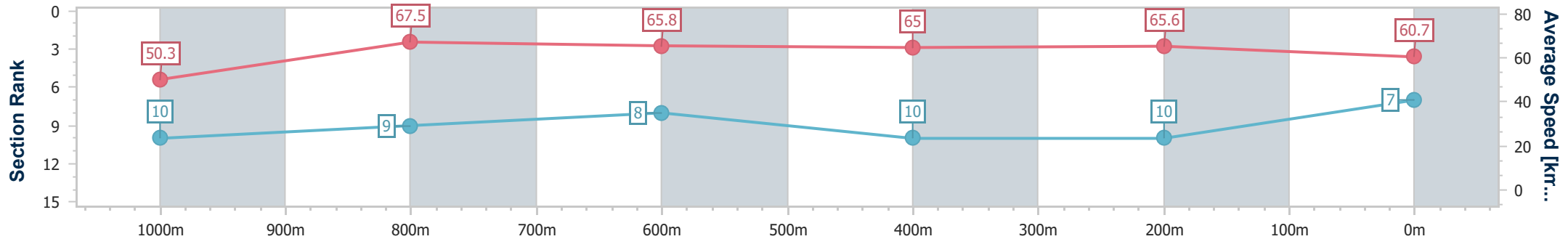
18 January 2025 - 14:33

Track Rating: Good 4, Weather: Overcast, Rail Position: +1m Entire



BRISBANE RACING CLUB

Section	Overall	1000m	800m	600m	400m	200m
Section Times	1:10.04 [7] (0:14.36)	0:55.68 [10] (0:10.67)	0:45.01 [9] (0:10.98)	0:34.03 [8] (0:11.19)	0:22.84 [10] (0:10.99)	0:11.85 [10] (0:11.85)
Average Speed [km/h]	50.3	67.5	65.8	65.0	65.6	60.7
Top Speed [km/h]	65.4	68.3	67.4	66.9	66.7	64.2
Avg. Dist. to Rail [m]	7.1	1.2	0.8	2.7	9.2	10.2
Avg. Stride Freq. [Hz]	2.3	2.5	2.4	2.4	2.4	2.4
Avg. Stride Length [m]	6.0	7.5	7.5	7.5	7.5	7.1



- [] Ranking at each section and finish
- .-.- No data available at this section
- NA No data available



Horse/Jockey Name	Space Tracker
Final Rank	8
Fastest Section Time (Section)	0:10.57 (1000m)
Top Speed [km/h] (Section)	70.7 (1000m)
Race State	Finished



Eagle Farm QLD Professional
Race 5: BECOME A MEMBER BENCHMARK 80 Handicap - 1200m

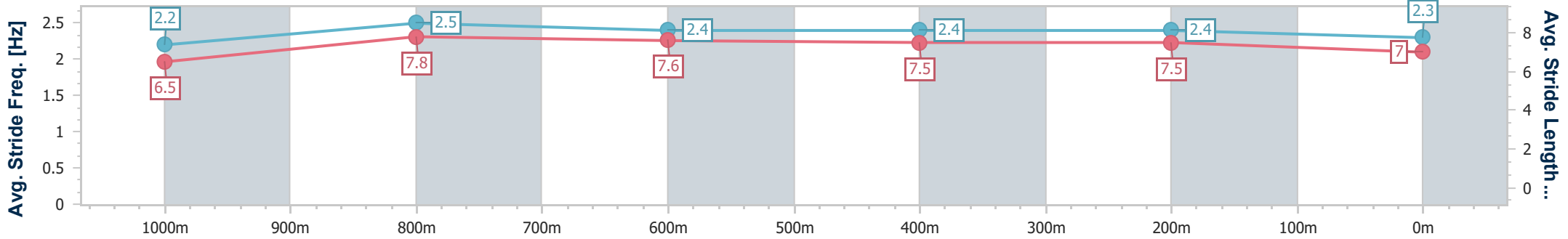
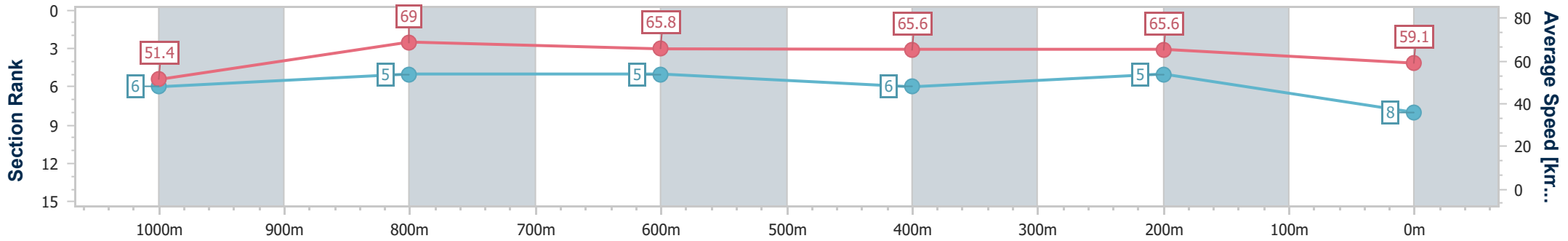
18 January 2025 - 14:33

Track Rating: Good 4, Weather: Overcast, Rail Position: +1m Entire



BRISBANE RACING CLUB

Section	Overall	1000m	800m	600m	400m	200m
Section Times	1:10.08 [8] (0:14.05)	0:56.03 [6] (0:10.57)	0:45.46 [5] (0:11.10)	0:34.36 [5] (0:11.17)	0:23.19 [6] (0:10.96)	0:12.23 [5] (0:12.23)
Average Speed [km/h]	51.4	69.0	65.8	65.6	65.6	59.1
Top Speed [km/h]	67.1	70.7	68.7	67.6	67.7	61.9
Avg. Dist. to Rail [m]	5.5	2.6	3.3	3.4	9.3	8.8
Avg. Stride Freq. [Hz]	2.2	2.5	2.4	2.4	2.4	2.3
Avg. Stride Length [m]	6.5	7.8	7.6	7.5	7.5	7.0



- [] Ranking at each section and finish
- .-.- No data available at this section
- NA No data available



Horse/Jockey Name	Mount Fuji
Final Rank	9
Fastest Section Time (Section)	0:10.83 (1000m)
Top Speed [km/h] (Section)	68.2 (1000m)
Race State	Finished



Eagle Farm QLD Professional
Race 5: BECOME A MEMBER BENCHMARK 80 Handicap - 1200m

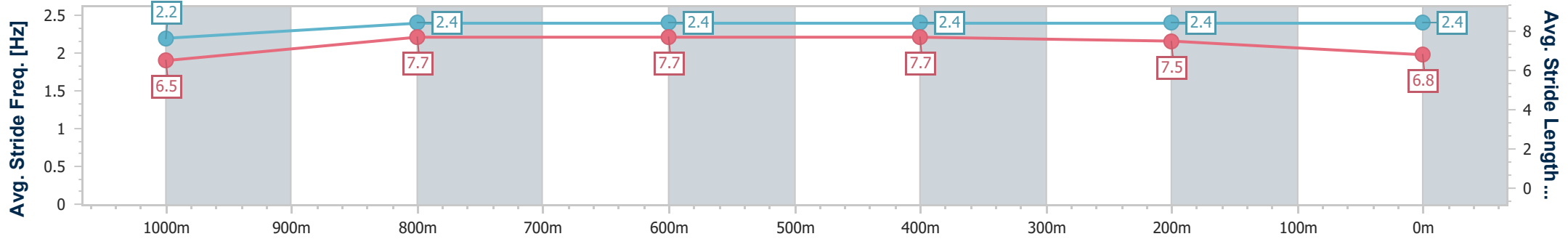
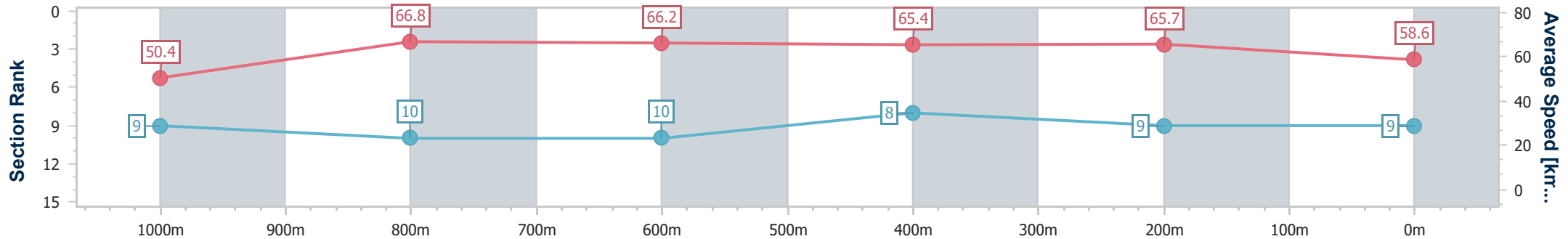
18 January 2025 - 14:33

Track Rating: Good 4, Weather: Overcast, Rail Position: +1m Entire



BRISBANE RACING CLUB

Section	Overall	1000m	800m	600m	400m	200m
Section Times	1:10.36 [9] (0:14.33)	0:56.03 [9] (0:10.83)	0:45.20 [10] (0:10.92)	0:34.28 [10] (0:11.00)	0:23.28 [8] (0:11.01)	0:12.27 [9] (0:12.27)
Average Speed [km/h]	50.4	66.8	66.2	65.4	65.7	58.6
Top Speed [km/h]	65.7	68.2	67.1	66.8	67.0	62.3
Avg. Dist. to Rail [m]	5.9	1.9	0.5	0.7	6.2	7.7
Avg. Stride Freq. [Hz]	2.2	2.4	2.4	2.4	2.4	2.4
Avg. Stride Length [m]	6.5	7.7	7.7	7.7	7.5	6.8



- [] Ranking at each section and finish
- .-.- No data available at this section
- NA No data available



Horse/Jockey Name	Pizarro
Final Rank	10
Fastest Section Time (Section)	0:10.88 (1000m)
Top Speed [km/h] (Section)	67.6 (1000m)
Race State	Finished



Eagle Farm QLD Professional
Race 5: BECOME A MEMBER BENCHMARK 80 Handicap - 1200m

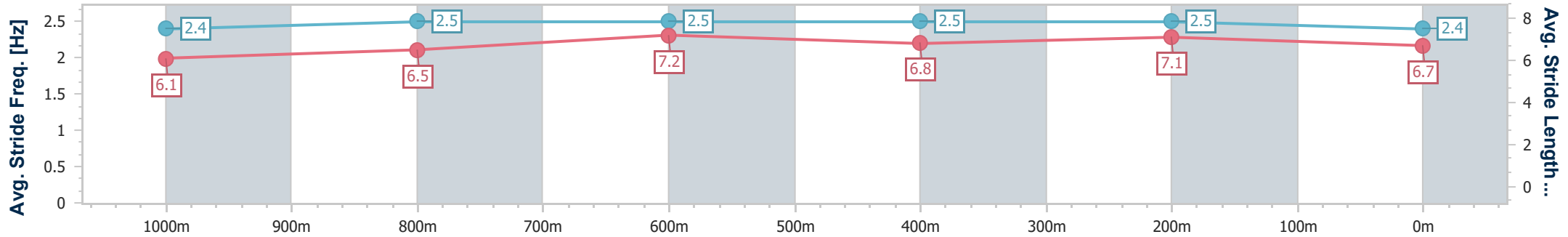
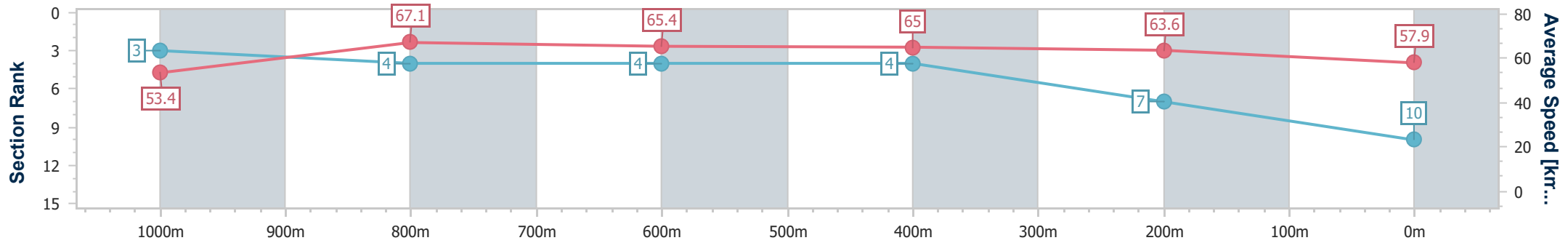
18 January 2025 - 14:33

Track Rating: Good 4, Weather: Overcast, Rail Position: +1m Entire



BRISBANE RACING CLUB

Section	Overall	1000m	800m	600m	400m	200m
Section Times	1:10.37 [10] (0:13.51)	0:56.86 [3] (0:10.88)	0:45.98 [4] (0:11.06)	0:34.92 [4] (0:11.19)	0:23.73 [4] (0:11.34)	0:12.39 [7] (0:12.39)
Average Speed [km/h]	53.4	67.1	65.4	65.0	63.6	57.9
Top Speed [km/h]	67.3	67.6	66.7	65.3	65.1	61.2
Avg. Dist. to Rail [m]	5.1	2.2	1.6	1.9	8.2	9.3
Avg. Stride Freq. [Hz]	2.4	2.5	2.5	2.5	2.5	2.4
Avg. Stride Length [m]	6.1	6.5	7.2	6.8	7.1	6.7



- [] Ranking at each section and finish
- .-.- No data available at this section
- NA No data available



Eagle Farm QLD Professional

Race 6: LADBROKES RACING CLUB Class 2 Plate - 1200m

18 January 2025 - 15:08



BRISBANE
RACING CLUB

Track Rating: Good 4, Weather: Overcast, Rail Position: +1m Entire

Section		Overall											Last 600m	
Field Times		1:09.93 (0:13.13)											0:34.53	
		1000m											200m	
		0:56.80 (0:11.06)											0:11.76 (0:11.76)	
		800m												
		0:45.74 (0:11.21)												
		600m												
		0:34.53 (0:11.27)												
		400m												
		0:23.26 (0:11.50)												
		200m												
		0:11.76 (0:11.76)												
Rank	TAB	Horse/Jockey	Barrier	Top Speed [km/h]	Fastest Section	Overall	1000m	800m	600m	400m	200m	Margin	Last 600m	Distance Travelled [m]
1	1	ABOUT TO EXPLODE Angela Jones	7	67.5 400m	0:10.87 400m	1:09.93 [1] (0:13.76)	0:56.17 [7] (0:11.18)	0:44.99 [8] (0:11.23)	0:33.76 [9] (0:11.22)	0:22.54 [9] (0:10.87)	0:11.67 [3] (0:11.67)	1:09.93	0:33.76	
2	16	RED DEFCON Madeleine Wishart	4	67.6 1000m	0:11.01 1000m	1:10.06 [2] (0:13.79)	0:56.27 [8] (0:11.01)	0:45.26 [7] (0:11.21)	0:34.05 [7] (0:11.19)	0:22.86 [5] (0:11.08)	0:11.78 [4] (0:11.78)	0.81L	0:34.05	-4
3	4	FUKUBANA Andrew Mallyon	11	67.4 1000m	0:10.90 1000m	1:10.19 [3] (0:14.24)	0:55.95 [10] (0:10.90)	0:45.05 [11] (0:11.10)	0:33.95 [10] (0:11.17)	0:22.78 [10] (0:11.14)	0:11.64 [8] (0:11.64)	1.58L	0:33.95	-7
4	5	IMPENDOR Martin Harley	5	67.8 1000m	0:11.07 1000m	1:10.27 [4] (0:13.58)	0:56.69 [5] (0:11.07)	0:45.62 [6] (0:11.28)	0:34.34 [6] (0:11.28)	0:23.06 [6] (0:11.21)	0:11.85 [7] (0:11.85)	2.05L	0:34.34	-1
5	22	SUSPECT Justin Huxtable	6	67.9 1000m	0:10.89 1000m	1:10.48 [5] (0:13.40)	0:57.08 [2] (0:10.89)	0:46.19 [2] (0:11.21)	0:34.98 [2] (0:11.17)	0:23.81 [1] (0:11.53)	0:12.28 [2] (0:12.28)	3.24L	0:34.98	-9
6	24	BURNETT Emily Lang	2	67.2 1000m	0:11.06 1000m	1:10.62 [6] (0:13.55)	0:57.07 [3] (0:11.06)	0:46.01 [5] (0:11.15)	0:34.86 [4] (0:11.28)	0:23.58 [3] (0:11.32)	0:12.26 [5] (0:12.26)	4.08L	0:34.86	-4
7	13	SALT LAKE BETTY Samantha Collett	3	67.5 1000m	0:11.06 1000m	1:10.70 [7] (0:13.13)	0:57.57 [1] (0:11.06)	0:46.51 [1] (0:11.21)	0:35.30 [1] (0:11.33)	0:23.97 [2] (0:11.44)	0:12.53 [1] (0:12.53)	4.53L	0:35.30	-8
8	8	RED MILE Michael Rodd	1	67.0 Overall	0:10.92 1000m	1:10.84 [8] (0:13.59)	0:57.25 [6] (0:10.92)	0:46.33 [4] (0:11.18)	0:35.15 [3] (0:11.38)	0:23.77 [4] (0:11.33)	0:12.44 [6] (0:12.44)	5.39L	0:35.15	-9
9	21	ZARAFKA Ron Stewart	12	67.9 1000m	0:10.93 1000m	1:10.93 [9] (0:14.47)	0:56.46 [12] (0:10.93)	0:45.53 [12] (0:11.01)	0:34.52 [11] (0:11.32)	0:23.20 [12] (0:11.19)	0:12.01 [12] (0:12.01)	5.88L	0:34.52	-6
10	18	POUTCHEK Nikita Beriman	10	69.1 1000m	0:10.84 1000m	1:10.93 [10] (0:14.27)	0:56.66 [11] (0:10.84)	0:45.82 [9] (0:10.90)	0:34.92 [8] (0:11.24)	0:23.68 [8] (0:11.31)	0:12.37 [9] (0:12.37)	5.92L	0:34.92	-11

Scratched: Singular (#10), No Name Frank (#6), Jungle Law (#17), Action King (#2), Grand Crusader (#23), Boom Shot (#3), Rimbaud (#9), Pro Forma (#14), Pickabae (#15), Streak Of Winning (#11), Express P

[] Ranking at each section and finish
-:--:-- No data available at this section
NA No data available

SCN Saddle cloth number
DNF Did not finish
DNT Did not track



Eagle Farm QLD Professional

Race 6: LADBROKES RACING CLUB Class 2 Plate - 1200m

18 January 2025 - 15:08



BRISBANE
RACING CLUB

Track Rating: Good 4, Weather: Overcast, Rail Position: +1m Entire

Section		Overall	1000m	800m	600m	400m	200m	Last 600m					
Field Times		1:09.93 (0:13.13)	0:56.80 (0:11.06)	0:45.74 (0:11.21)	0:34.53 (0:11.27)	0:23.26 (0:11.50)	0:11.76 (0:11.76)	0:34.53					
Rank	TAB Horse/Jockey	Barrier	Top Speed [km/h]	Fastest Section	Margin							Distance Travelled [m]	
11	12 RIVER RIBBLE Jake Bayliss	8	67.8	0:11.10	1:11.06 [11] (0:13.88)	0:57.18 [9] (0:11.24)	0:45.94 [10] (0:11.32)	0:34.62 [12] (0:11.10)	0:23.52 [11] (0:11.19)	0:12.33 [10] (0:12.33)	6.68L	0:34.62	-5
12	7 RAVENCLAW James Orman	9	68.6	0:10.92	1:12.19 [12] (0:13.58)	0:58.61 [4] (0:10.92)	0:47.69 [3] (0:11.27)	0:36.42 [5] (0:11.46)	0:24.96 [7] (0:11.53)	0:13.43 [11] (0:13.43)	13.32L	0:36.42	+5

Scratched: Singular (#10), No Name Frank (#6), Jungle Law (#17), Action King (#2), Grand Crusader (#23), Boom Shot (#3), Rimbaud (#9), Pro Forma (#14), Pickabae (#15), Streak Of Winning (#11), Express P

[] Ranking at each section and finish
 -:-:-:- No data available at this section
 NA No data available

SCN Saddle cloth number
 DNF Did not finish
 DNT Did not track



Horse/Jockey Name	About To Explode
Final Rank	1
Fastest Section Time (Section)	0:10.87 (400m)
Top Speed [km/h] (Section)	67.5 (400m)
Race State	Finished

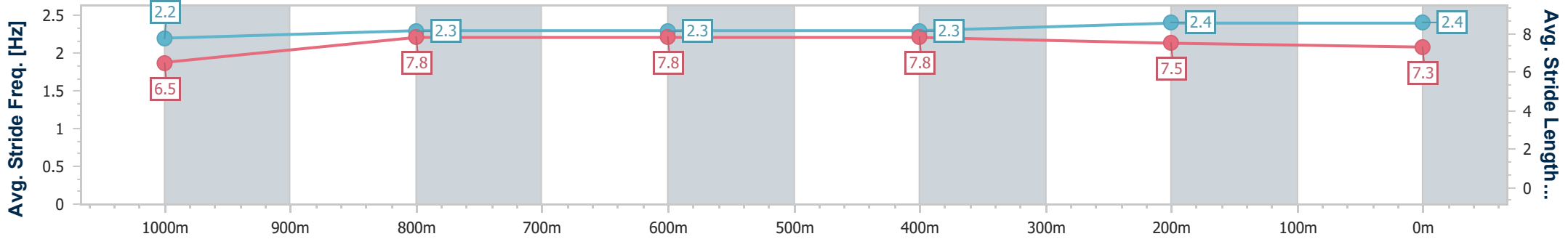
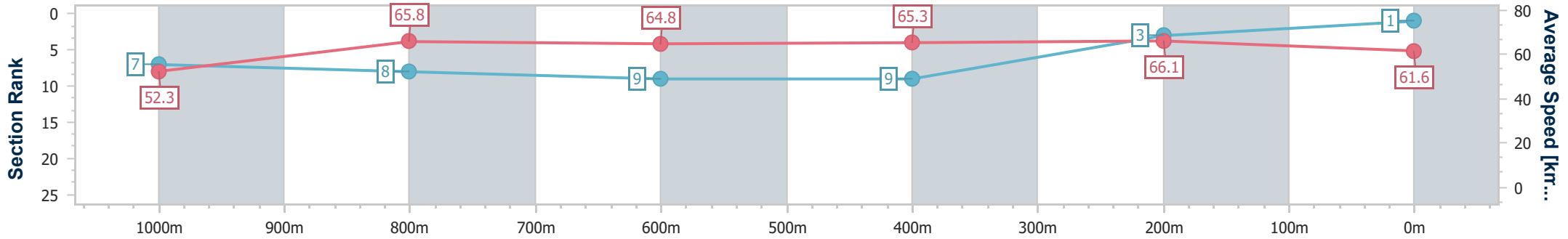


Eagle Farm QLD Professional
 Race 6: LADBROKES RACING CLUB Class 2 Plate - 1200m
 18 January 2025 - 15:08
 Track Rating: Good 4, Weather: Overcast, Rail Position: +1m Entire



BRISBANE
RACING CLUB

Section	Overall	1000m	800m	600m	400m	200m
Section Times	1:09.93 [1] (0:13.76)	0:56.17 [7] (0:11.18)	0:44.99 [8] (0:11.23)	0:33.76 [9] (0:11.22)	0:22.54 [9] (0:10.87)	0:11.67 [3] (0:11.67)
Average Speed [km/h]	52.3	65.8	64.8	65.3	66.1	61.6
Top Speed [km/h]	65.6	66.9	66.0	67.1	67.5	65.1
Avg. Dist. to Rail [m]	4.3	3.9	2.8	3.4	9.9	10.6
Avg. Stride Freq. [Hz]	2.2	2.3	2.3	2.3	2.4	2.4
Avg. Stride Length [m]	6.5	7.8	7.8	7.8	7.5	7.3



- [] Ranking at each section and finish
- .-.- No data available at this section
- NA No data available



Horse/Jockey Name	Red Defcon
Final Rank	2
Fastest Section Time (Section)	0:11.01 (1000m)
Top Speed [km/h] (Section)	67.6 (1000m)
Race State	Finished

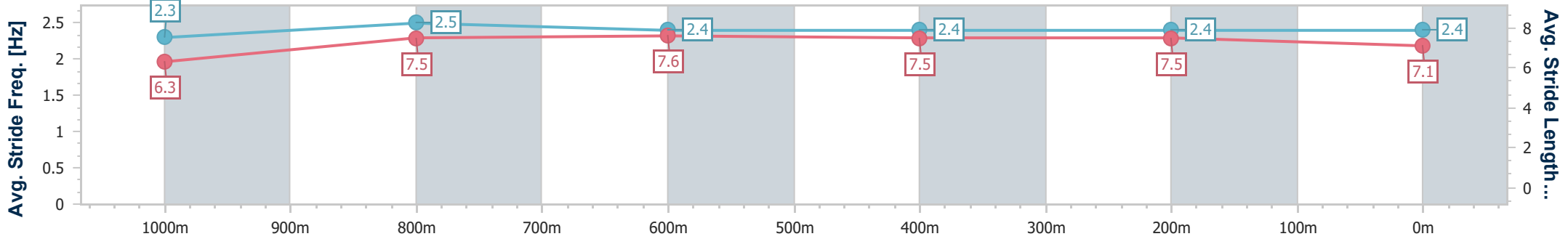
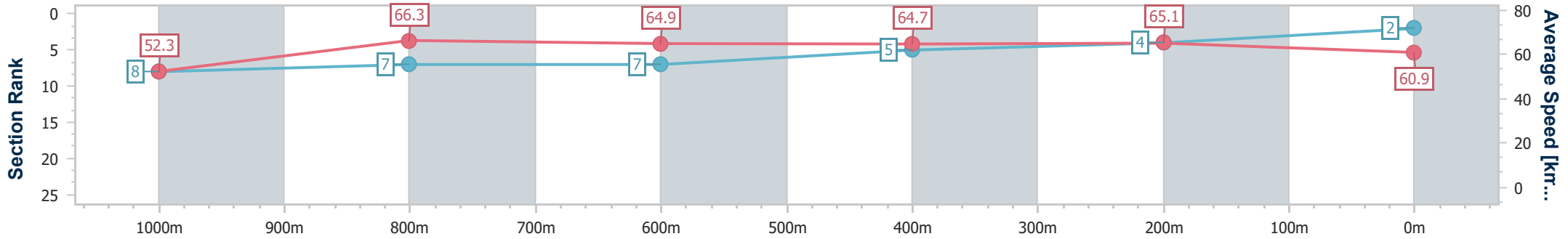


Eagle Farm QLD Professional
 Race 6: LADBROKES RACING CLUB Class 2 Plate - 1200m
 18 January 2025 - 15:08
 Track Rating: Good 4, Weather: Overcast, Rail Position: +1m Entire



BRISBANE
RACING CLUB

Section	Overall	1000m	800m	600m	400m	200m
Section Times	1:10.06 [2] (0:13.79)	0:56.27 [8] (0:11.01)	0:45.26 [7] (0:11.21)	0:34.05 [7] (0:11.19)	0:22.86 [5] (0:11.08)	0:11.78 [4] (0:11.78)
Average Speed [km/h]	52.3	66.3	64.9	64.7	65.1	60.9
Top Speed [km/h]	66.3	67.6	66.0	66.8	67.0	63.2
Avg. Dist. to Rail [m]	2.3	2.3	2.0	1.7	3.8	4.6
Avg. Stride Freq. [Hz]	2.3	2.5	2.4	2.4	2.4	2.4
Avg. Stride Length [m]	6.3	7.5	7.6	7.5	7.5	7.1



- [] Ranking at each section and finish
- .-.- No data available at this section
- NA No data available



Horse/Jockey Name	Fukubana
Final Rank	3
Fastest Section Time (Section)	0:10.90 (1000m)
Top Speed [km/h] (Section)	67.4 (1000m)
Race State	Finished

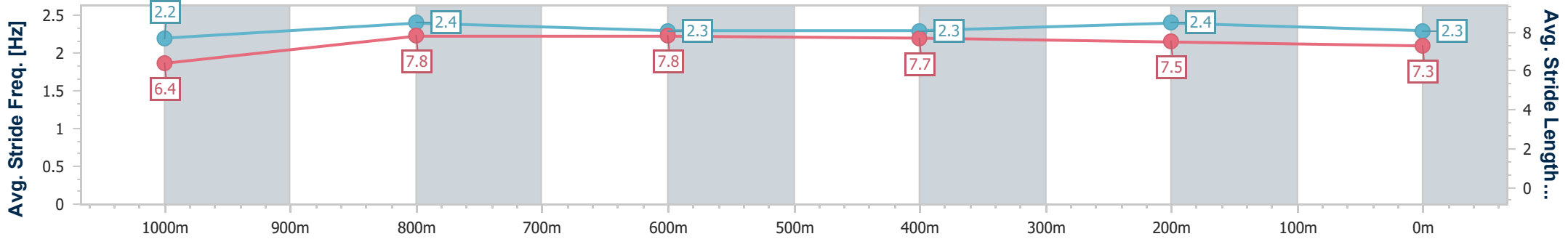
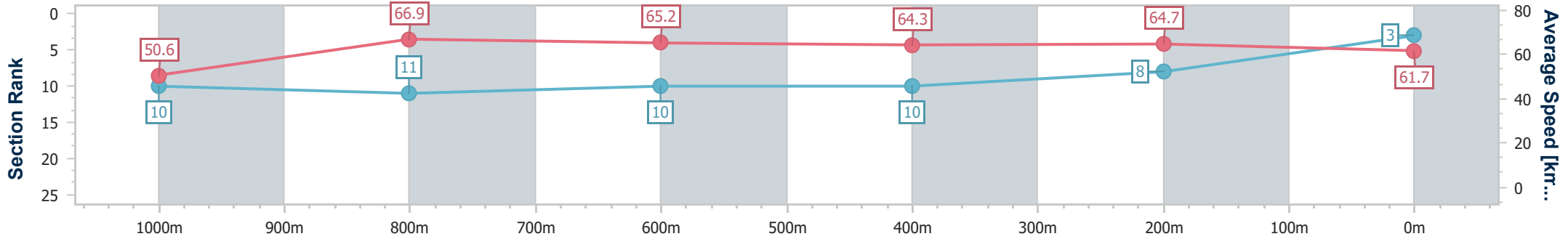


Eagle Farm QLD Professional
 Race 6: LADBROKES RACING CLUB Class 2 Plate - 1200m
 18 January 2025 - 15:08
 Track Rating: Good 4, Weather: Overcast, Rail Position: +1m Entire



BRISBANE
RACING CLUB

Section	Overall	1000m	800m	600m	400m	200m
Section Times	1:10.19 [3] (0:14.24)	0:55.95 [10] (0:10.90)	0:45.05 [11] (0:11.10)	0:33.95 [10] (0:11.17)	0:22.78 [10] (0:11.14)	0:11.64 [8] (0:11.64)
Average Speed [km/h]	50.6	66.9	65.2	64.3	64.7	61.7
Top Speed [km/h]	66.5	67.4	66.9	65.2	65.2	63.5
Avg. Dist. to Rail [m]	6.8	2.1	0.8	0.2	1.3	2.1
Avg. Stride Freq. [Hz]	2.2	2.4	2.3	2.3	2.4	2.3
Avg. Stride Length [m]	6.4	7.8	7.8	7.7	7.5	7.3



- [] Ranking at each section and finish
- .-.- No data available at this section
- NA No data available



Horse/Jockey Name	Impendor
Final Rank	4
Fastest Section Time (Section)	0:11.07 (1000m)
Top Speed [km/h] (Section)	67.8 (1000m)
Race State	Finished



Eagle Farm QLD Professional

Race 6: LADBROKES RACING CLUB Class 2 Plate - 1200m

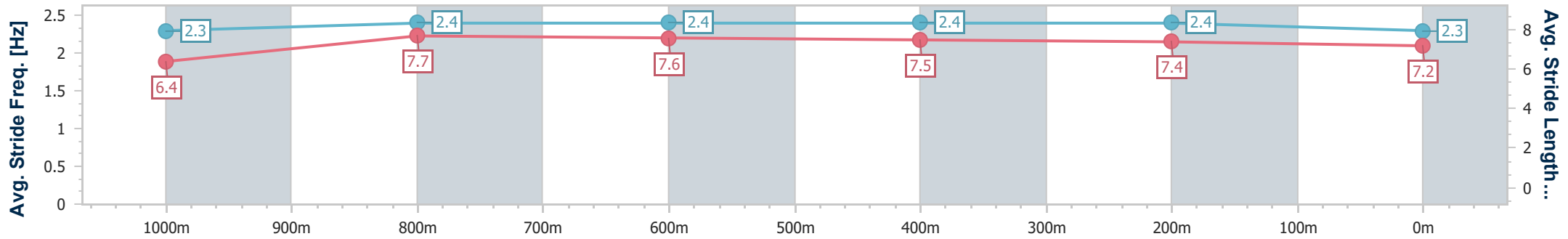
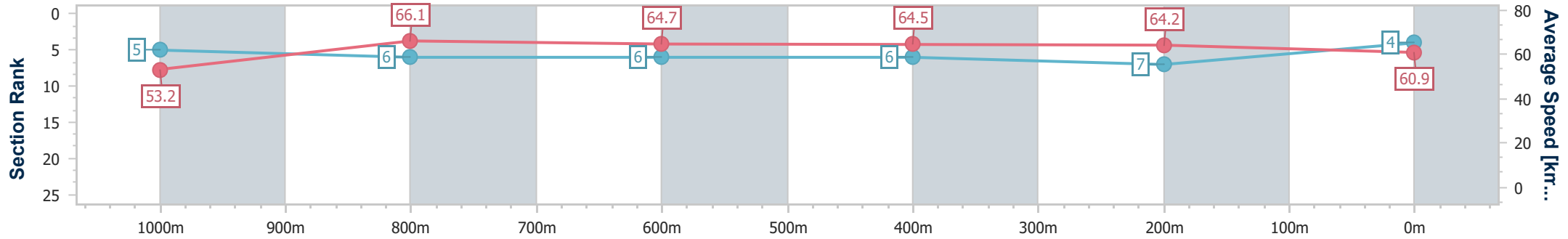
18 January 2025 - 15:08

Track Rating: Good 4, Weather: Overcast, Rail Position: +1m Entire



BRISBANE RACING CLUB

Section	Overall	1000m	800m	600m	400m	200m
Section Times	1:10.27 [4] (0:13.58)	0:56.69 [5] (0:11.07)	0:45.62 [6] (0:11.28)	0:34.34 [6] (0:11.28)	0:23.06 [6] (0:11.21)	0:11.85 [7] (0:11.85)
Average Speed [km/h]	53.2	66.1	64.7	64.5	64.2	60.9
Top Speed [km/h]	67.7	67.8	65.8	66.9	66.9	63.7
Avg. Dist. to Rail [m]	3.0	3.1	3.0	2.4	7.0	9.4
Avg. Stride Freq. [Hz]	2.3	2.4	2.4	2.4	2.4	2.3
Avg. Stride Length [m]	6.4	7.7	7.6	7.5	7.4	7.2



- [] Ranking at each section and finish
- .-.- No data available at this section
- NA No data available



Horse/Jockey Name	Suspect
Final Rank	5
Fastest Section Time (Section)	0:10.89 (1000m)
Top Speed [km/h] (Section)	67.9 (1000m)
Race State	Finished

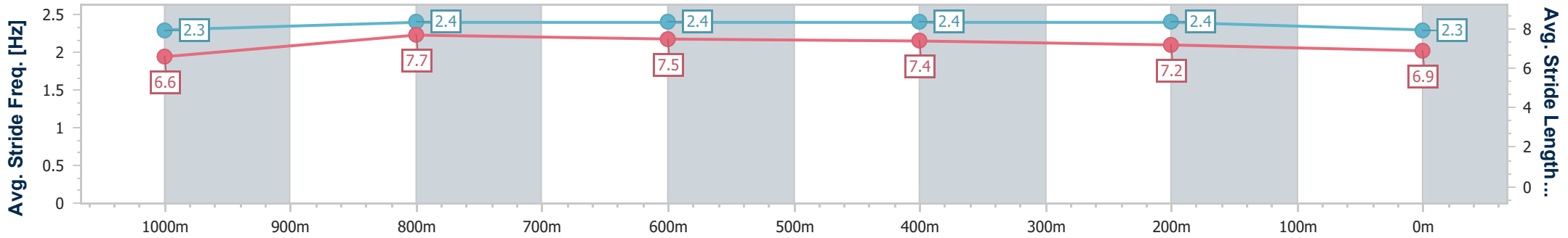
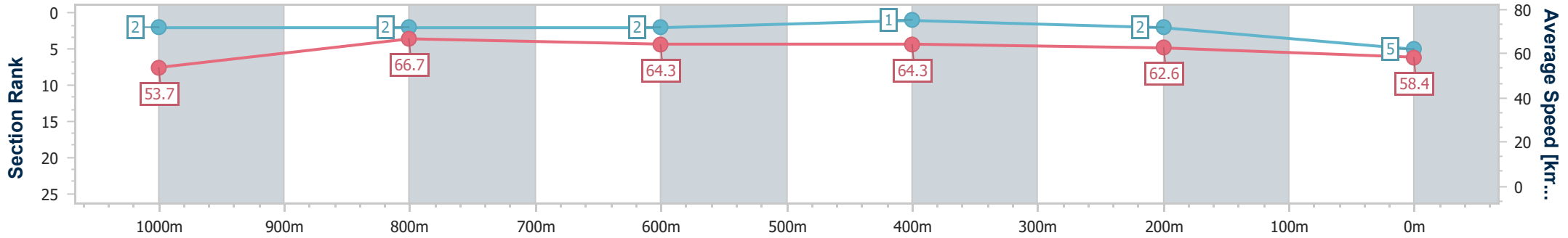


Eagle Farm QLD Professional
 Race 6: LADBROKES RACING CLUB Class 2 Plate - 1200m
 18 January 2025 - 15:08
 Track Rating: Good 4, Weather: Overcast, Rail Position: +1m Entire



BRISBANE
RACING CLUB

Section	Overall	1000m	800m	600m	400m	200m
Section Times	1:10.48 [5] (0:13.40)	0:57.08 [2] (0:10.89)	0:46.19 [2] (0:11.21)	0:34.98 [2] (0:11.17)	0:23.81 [1] (0:11.53)	0:12.28 [2] (0:12.28)
Average Speed [km/h]	53.7	66.7	64.3	64.3	62.6	58.4
Top Speed [km/h]	67.8	67.9	65.8	65.1	65.1	61.4
Avg. Dist. to Rail [m]	3.0	1.6	0.6	0.6	4.5	5.4
Avg. Stride Freq. [Hz]	2.3	2.4	2.4	2.4	2.4	2.3
Avg. Stride Length [m]	6.6	7.7	7.5	7.4	7.2	6.9



- [] Ranking at each section and finish
- .-.- No data available at this section
- NA No data available



Horse/Jockey Name	Burnett
Final Rank	6
Fastest Section Time (Section)	0:11.06 (1000m)
Top Speed [km/h] (Section)	67.2 (1000m)
Race State	Finished

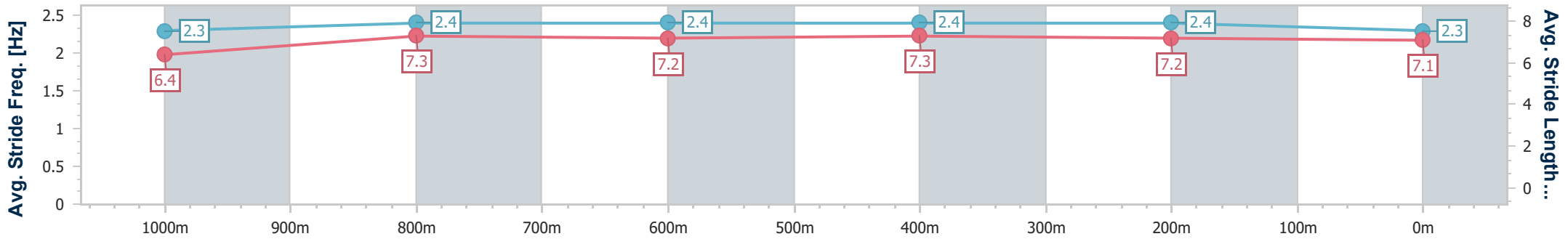
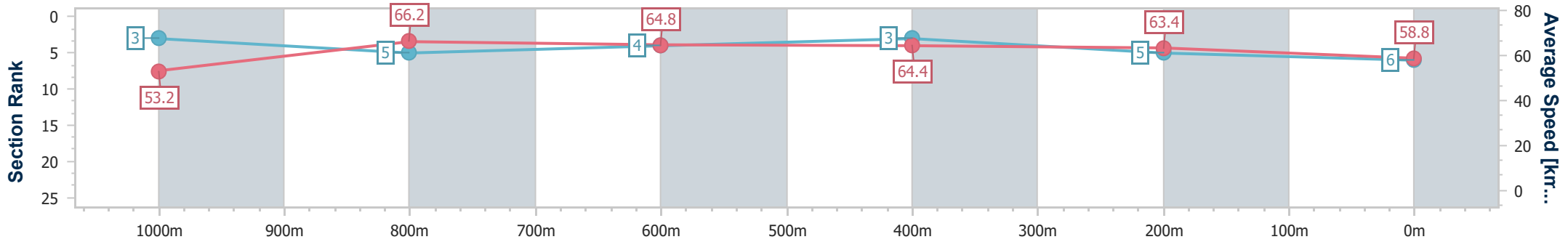


Eagle Farm QLD Professional
 Race 6: LADBROKES RACING CLUB Class 2 Plate - 1200m
 18 January 2025 - 15:08
 Track Rating: Good 4, Weather: Overcast, Rail Position: +1m Entire



BRISBANE
 RACING CLUB

Section	Overall	1000m	800m	600m	400m	200m
Section Times	1:10.62 [6] (0:13.55)	0:57.07 [3] (0:11.06)	0:46.01 [5] (0:11.15)	0:34.86 [4] (0:11.28)	0:23.58 [3] (0:11.32)	0:12.26 [5]
Average Speed [km/h]	53.2	66.2	64.8	64.4	63.4	58.8
Top Speed [km/h]	66.2	67.2	66.1	64.9	64.6	62.1
Avg. Dist. to Rail [m]	3.1	2.7	1.4	1.6	6.5	9.0
Avg. Stride Freq. [Hz]	2.3	2.4	2.4	2.4	2.4	2.3
Avg. Stride Length [m]	6.4	7.3	7.2	7.3	7.2	7.1



- [] Ranking at each section and finish
- .-.- No data available at this section
- NA No data available



Horse/Jockey Name	Salt Lake Betty
Final Rank	7
Fastest Section Time (Section)	0:11.06 (1000m)
Top Speed [km/h] (Section)	67.5 (1000m)
Race State	Finished

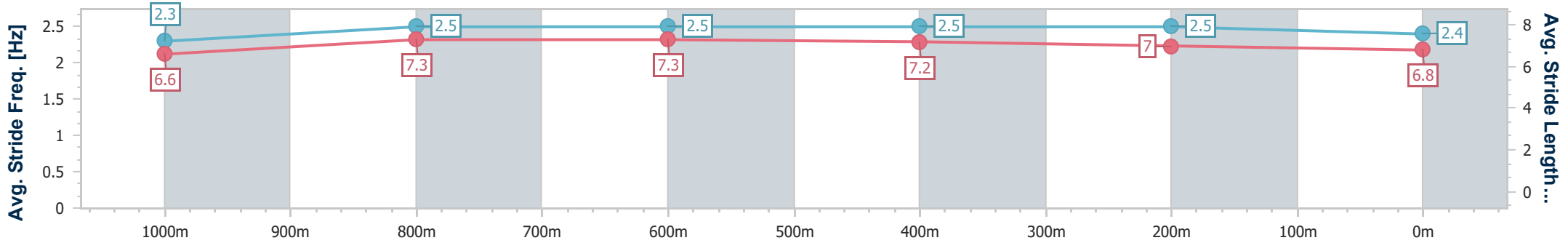
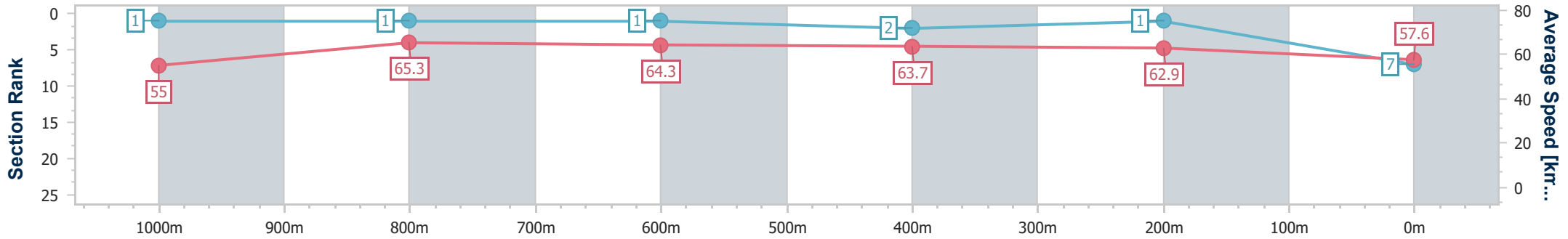


Eagle Farm QLD Professional
 Race 6: LADBROKES RACING CLUB Class 2 Plate - 1200m
 18 January 2025 - 15:08
 Track Rating: Good 4, Weather: Overcast, Rail Position: +1m Entire



BRISBANE
RACING CLUB

Section	Overall	1000m	800m	600m	400m	200m
Section Times	1:10.70 [7] (0:13.13)	0:57.57 [1] (0:11.06)	0:46.51 [1] (0:11.21)	0:35.30 [1] (0:11.33)	0:23.97 [2] (0:11.44)	0:12.53 [1] (0:12.53)
Average Speed [km/h]	55.0	65.3	64.3	63.7	62.9	57.6
Top Speed [km/h]	66.9	67.5	65.7	64.4	64.7	61.8
Avg. Dist. to Rail [m]	1.6	0.6	0.4	0.8	3.5	5.1
Avg. Stride Freq. [Hz]	2.3	2.5	2.5	2.5	2.5	2.4
Avg. Stride Length [m]	6.6	7.3	7.3	7.2	7.0	6.8



- [] Ranking at each section and finish
- .-.- No data available at this section
- NA No data available



Horse/Jockey Name	Red Mile
Final Rank	8
Fastest Section Time (Section)	0:10.92 (1000m)
Top Speed [km/h] (Section)	67.0 (Overall)
Race State	Finished

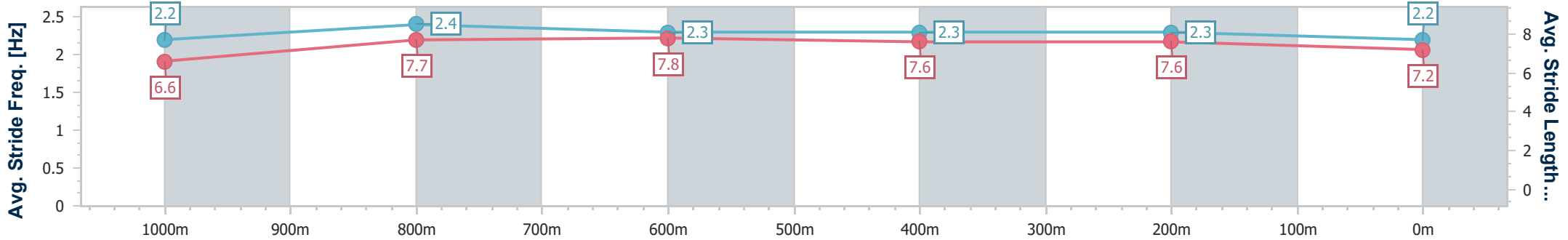
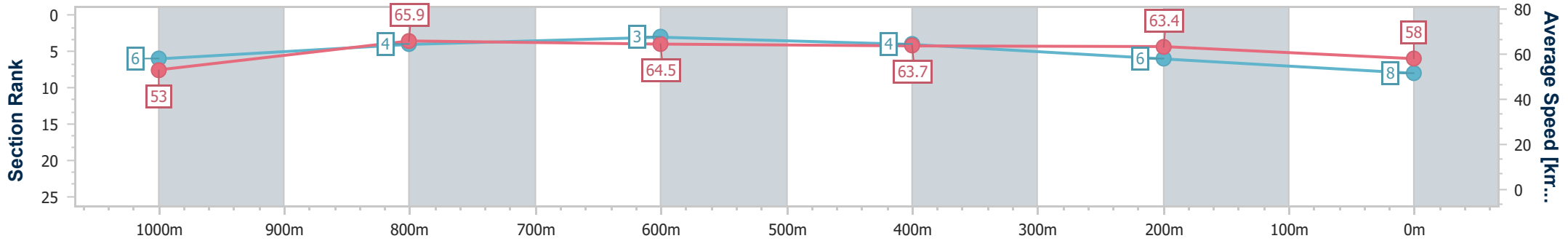


Eagle Farm QLD Professional
 Race 6: LADBROKES RACING CLUB Class 2 Plate - 1200m
 18 January 2025 - 15:08
 Track Rating: Good 4, Weather: Overcast, Rail Position: +1m Entire



BRISBANE
RACING CLUB

Section	Overall	1000m	800m	600m	400m	200m
Section Times	1:10.84 [8] (0:13.59)	0:57.25 [6] (0:10.92)	0:46.33 [4] (0:11.18)	0:35.15 [3] (0:11.38)	0:23.77 [4] (0:11.33)	0:12.44 [6] (0:12.44)
Average Speed [km/h]	53.0	65.9	64.5	63.7	63.4	58.0
Top Speed [km/h]	67.0	66.7	65.3	64.7	64.9	61.1
Avg. Dist. to Rail [m]	1.0	0.2	0.5	0.6	2.7	4.2
Avg. Stride Freq. [Hz]	2.2	2.4	2.3	2.3	2.3	2.2
Avg. Stride Length [m]	6.6	7.7	7.8	7.6	7.6	7.2



- [] Ranking at each section and finish
- .-.- No data available at this section
- NA No data available



Horse/Jockey Name	Zarafa
Final Rank	9
Fastest Section Time (Section)	0:10.93 (1000m)
Top Speed [km/h] (Section)	67.9 (1000m)
Race State	Finished



Eagle Farm QLD Professional

Race 6: LADBROKES RACING CLUB Class 2 Plate - 1200m

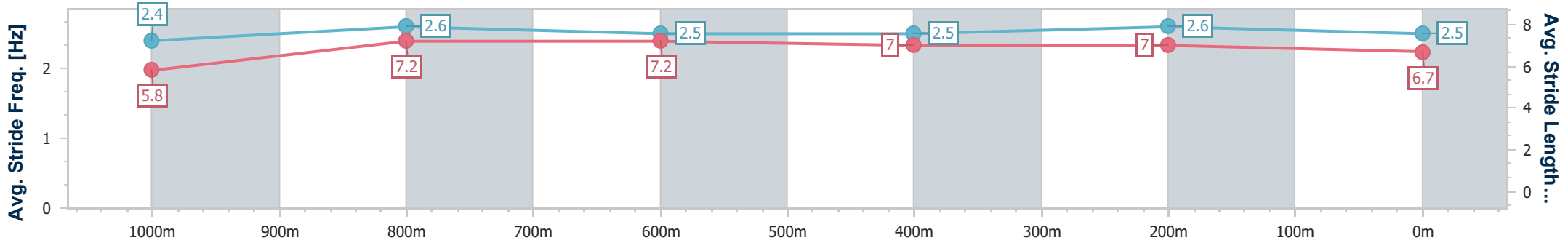
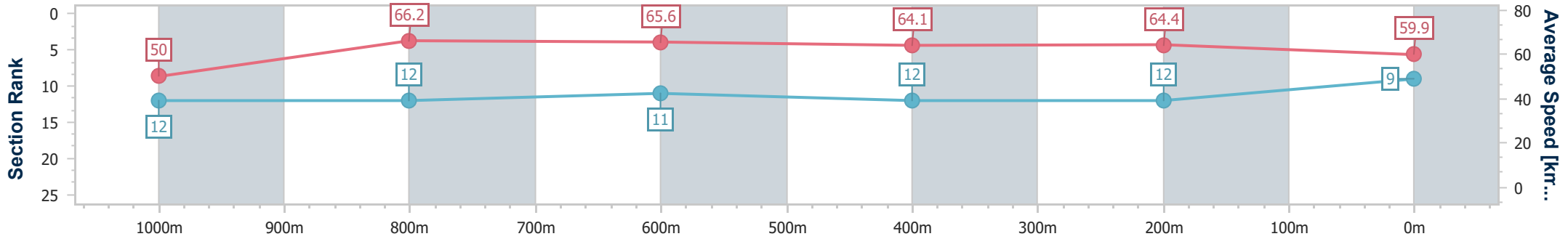
18 January 2025 - 15:08

Track Rating: Good 4, Weather: Overcast, Rail Position: +1m Entire



BRISBANE RACING CLUB

Section	Overall	1000m	800m	600m	400m	200m
Section Times	1:10.93 [9] (0:14.47)	0:56.46 [12] (0:10.93)	0:45.53 [12] (0:11.01)	0:34.52 [11] (0:11.32)	0:23.20 [12] (0:11.19)	0:12.01 [12] (0:12.01)
Average Speed [km/h]	50.0	66.2	65.6	64.1	64.4	59.9
Top Speed [km/h]	65.8	67.9	66.8	66.3	66.3	63.1
Avg. Dist. to Rail [m]	7.9	1.7	0.6	1.7	4.9	4.0
Avg. Stride Freq. [Hz]	2.4	2.6	2.5	2.5	2.6	2.5
Avg. Stride Length [m]	5.8	7.2	7.2	7.0	7.0	6.7



- [] Ranking at each section and finish
- .-.- No data available at this section
- NA No data available



Horse/Jockey Name	Poutchek
Final Rank	10
Fastest Section Time (Section)	0:10.84 (1000m)
Top Speed [km/h] (Section)	69.1 (1000m)
Race State	Finished

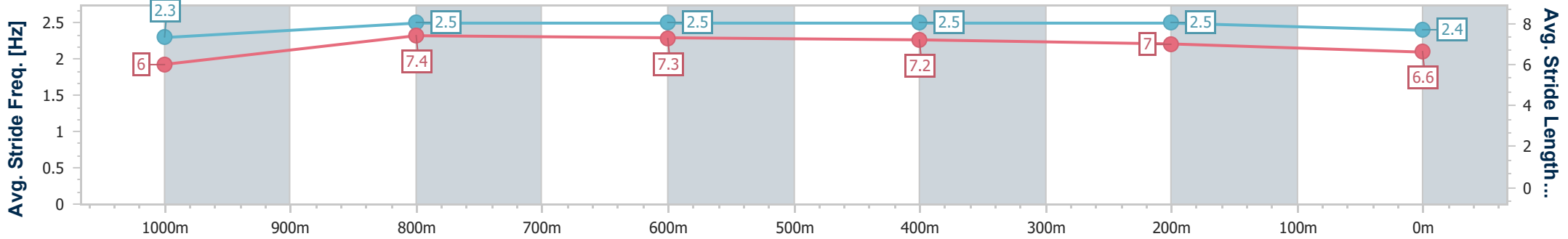
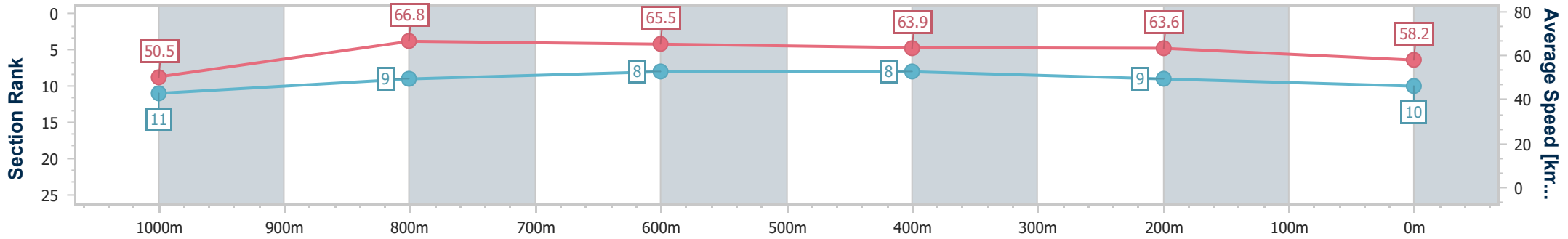


Eagle Farm QLD Professional
 Race 6: LADBROKES RACING CLUB Class 2 Plate - 1200m
 18 January 2025 - 15:08
 Track Rating: Good 4, Weather: Overcast, Rail Position: +1m Entire



BRISBANE
RACING CLUB

Section	Overall	1000m	800m	600m	400m	200m
Section Times	1:10.93 [10] (0:14.27)	0:56.66 [11] (0:10.84)	0:45.82 [9] (0:10.90)	0:34.92 [8] (0:11.24)	0:23.68 [8] (0:11.31)	0:12.37 [9] (0:12.37)
Average Speed [km/h]	50.5	66.8	65.5	63.9	63.6	58.2
Top Speed [km/h]	67.5	69.1	69.1	65.0	64.6	62.0
Avg. Dist. to Rail [m]	4.7	0.6	1.3	1.1	3.1	5.3
Avg. Stride Freq. [Hz]	2.3	2.5	2.5	2.5	2.5	2.4
Avg. Stride Length [m]	6.0	7.4	7.3	7.2	7.0	6.6



- [] Ranking at each section and finish
- .-.- No data available at this section
- NA No data available



Horse/Jockey Name	River Ribble
Final Rank	11
Fastest Section Time (Section)	0:11.10 (600m)
Top Speed [km/h] (Section)	67.8 (Overall)
Race State	Finished

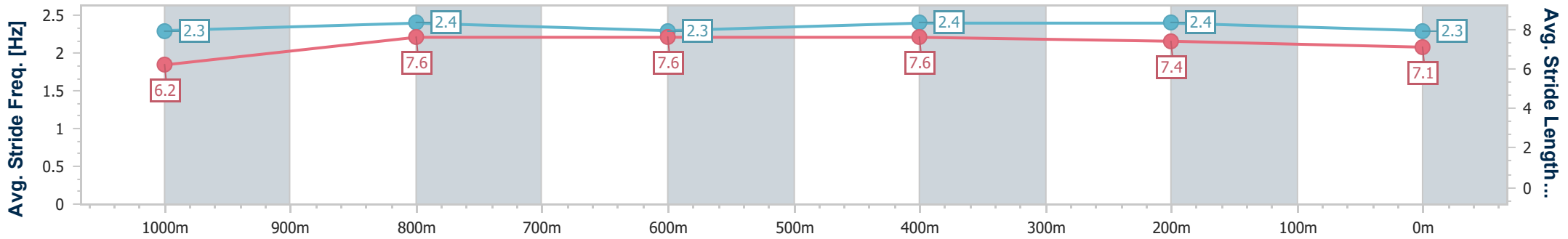
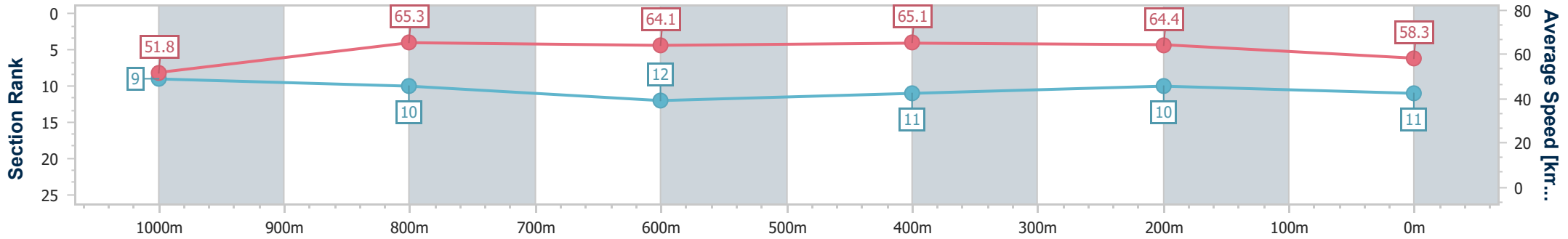


Eagle Farm QLD Professional
 Race 6: LADBROKES RACING CLUB Class 2 Plate - 1200m
 18 January 2025 - 15:08
 Track Rating: Good 4, Weather: Overcast, Rail Position: +1m Entire



BRISBANE
RACING CLUB

Section	Overall	1000m	800m	600m	400m	200m
Section Times	1:11.06 [11] (0:13.88)	0:57.18 [9] (0:11.24)	0:45.94 [10] (0:11.32)	0:34.62 [12] (0:11.10)	0:23.52 [11] (0:11.19)	0:12.33 [10]
Average Speed [km/h]	51.8	65.3	64.1	65.1	64.4	58.3
Top Speed [km/h]	67.8	67.6	66.3	66.6	66.5	61.6
Avg. Dist. to Rail [m]	4.5	3.1	1.8	1.0	5.2	7.9
Avg. Stride Freq. [Hz]	2.3	2.4	2.3	2.4	2.4	2.3
Avg. Stride Length [m]	6.2	7.6	7.6	7.6	7.4	7.1



- [] Ranking at each section and finish
- .-.- No data available at this section
- NA No data available



Horse/Jockey Name	Ravenclaw
Final Rank	12
Fastest Section Time (Section)	0:10.92 (1000m)
Top Speed [km/h] (Section)	68.6 (1000m)
Race State	Finished

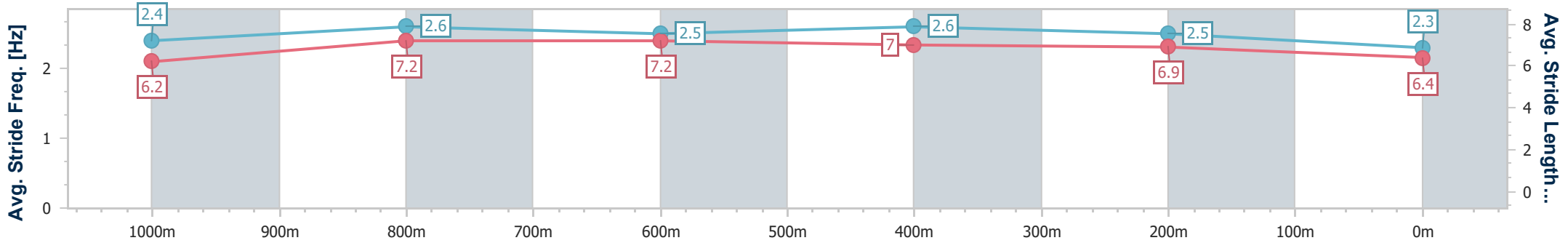
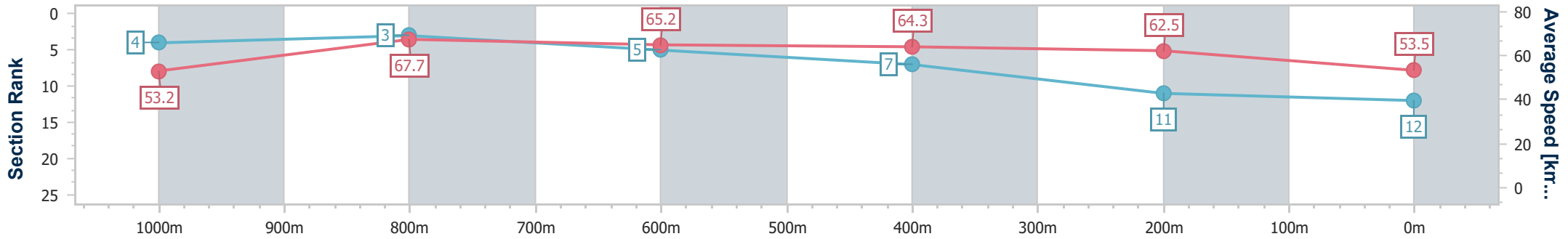


Eagle Farm QLD Professional
 Race 6: LADBROKES RACING CLUB Class 2 Plate - 1200m
 18 January 2025 - 15:08
 Track Rating: Good 4, Weather: Overcast, Rail Position: +1m Entire



BRISBANE
RACING CLUB

Section	Overall	1000m	800m	600m	400m	200m
Section Times	1:12.19 [12] (0:13.58)	0:58.61 [4] (0:10.92)	0:47.69 [3] (0:11.27)	0:36.42 [5] (0:11.46)	0:24.96 [7] (0:11.53)	0:13.43 [11]
Average Speed [km/h]	53.2	67.7	65.2	64.3	62.5	53.5
Top Speed [km/h]	67.7	68.6	66.7	65.9	64.4	58.8
Avg. Dist. to Rail [m]	6.0	5.1	4.8	4.4	8.1	9.6
Avg. Stride Freq. [Hz]	2.4	2.6	2.5	2.6	2.5	2.3
Avg. Stride Length [m]	6.2	7.2	7.2	7.0	6.9	6.4



- [] Ranking at each section and finish
- .-.- No data available at this section
- NA No data available



Eagle Farm QLD Professional

Race 7: XXXX QTIS Three-Year-Old Handicap - 1200m

18 January 2025 - 15:47



BRISBANE
RACING CLUB

Track Rating: Good 4, Weather: Overcast, Rail Position: +1m Entire

Section													Last 600m	
Field Times		Overall	1000m	800m	600m	400m	200m						0:34.43	
		1:10.56 (0:13.50)	0:57.06 (0:11.12)	0:45.94 (0:11.51)	0:34.43 (0:11.66)	0:22.77 (0:10.92)	0:11.85 (0:11.85)							
Rank	TAB	Horse/Jockey	Barrier	Top Speed [km/h]	Fastest Section							Margin	Distance Travelled [m]	
1	6	THE GAMBLING GREEK	5	66.8	0:11.02	1:10.56 [1]	0:56.98 [3]	0:45.93 [2]	0:34.43 [1]	0:22.77 [1]	0:11.75 [2]	1:10.56	0:34.43	
		Bailey Wheeler		Overall	400m	(0:13.58)	(0:11.05)	(0:11.50)	(0:11.66)	(0:11.02)	(0:11.75)			
2	14	SURPRISE HONEY	1	67.6	0:10.82	1:10.58 [2]	0:57.08 [1]	0:45.87 [3]	0:34.28 [3]	0:22.69 [2]	0:11.87 [1]	0.14L	0:34.28	+2
		Emily Lang		400m	400m	(0:13.50)	(0:11.21)	(0:11.59)	(0:11.59)	(0:10.82)	(0:11.87)			
3	9	FIREFORCE	7	66.3	0:10.96	1:10.73 [3]	0:56.78 [7]	0:45.63 [7]	0:34.15 [6]	0:22.67 [5]	0:11.71 [3]	1.02L	0:34.15	+2
		James Orman		400m	400m	(0:13.95)	(0:11.15)	(0:11.48)	(0:11.48)	(0:10.96)	(0:11.71)			
4	3	PROVANCE	3	66.3	0:10.95	1:10.78 [4]	0:56.99 [5]	0:45.79 [6]	0:34.18 [7]	0:22.70 [6]	0:11.75 [4]	1.28L	0:34.18	+1
		Vlad Duric		400m	400m	(0:13.79)	(0:11.20)	(0:11.61)	(0:11.48)	(0:10.95)	(0:11.75)			
5	15	VIENNA WHO	9	68.1	0:10.83	1:10.83 [5]	0:56.80 [9]	0:45.60 [9]	0:33.95 [10]	0:22.41 [9]	0:11.58 [8]	1.6L	0:33.95	+8
		Justin Huxtable		400m	400m	(0:14.03)	(0:11.20)	(0:11.65)	(0:11.54)	(0:10.83)	(0:11.58)			
6	7	PRO FORMA	11	67.8	0:11.01	1:10.96 [6]	0:57.10 [6]	0:45.99 [5]	0:34.42 [5]	0:22.81 [7]	0:11.80 [5]	2.34L	0:34.42	+8
		Ryan Curatolo		Overall	400m	(0:13.86)	(0:11.11)	(0:11.57)	(0:11.61)	(0:11.01)	(0:11.80)			
7	8	THAT'S INTERESTING	4	66.5	0:11.15	1:11.12 [7]	0:57.50 [4]	0:46.28 [4]	0:34.68 [4]	0:23.06 [4]	0:11.91 [7]	3.27L	0:34.68	+6
		Justin Stanley		1000m	400m	(0:13.62)	(0:11.22)	(0:11.60)	(0:11.62)	(0:11.15)	(0:11.91)			
8	16	RED FEATHER BOA	8	68.2	0:11.07	1:11.23 [8]	0:57.68 [2]	0:46.61 [1]	0:35.08 [2]	0:23.27 [3]	0:12.07 [6]	3.94L	0:35.08	+5
		Georgina Cartwright		Overall	1000m	(0:13.55)	(0:11.07)	(0:11.53)	(0:11.81)	(0:11.20)	(0:12.07)			
9	4	I'M ZAC	10	67.4	0:11.05	1:11.28 [9]	0:56.90 [10]	0:45.83 [10]	0:34.45 [9]	0:22.85 [10]	0:11.80 [10]	4.21L	0:34.45	+5
		Samantha Collett		1000m	400m	(0:14.38)	(0:11.07)	(0:11.38)	(0:11.60)	(0:11.05)	(0:11.80)			
10	2	TORO STRIKE	6	66.9	0:11.02	1:11.29 [10]	0:57.30 [8]	0:46.07 [8]	0:34.50 [8]	0:22.93 [8]	0:11.91 [9]	4.32L	0:34.50	+1
		Taylor Marshall		400m	400m	(0:13.99)	(0:11.23)	(0:11.57)	(0:11.57)	(0:11.02)	(0:11.91)			

Scratched: Alpha Bravo (#1), Cole's Best (#12), Addicted To Julia (#10), Bolshevik Road (#11), Indubitably (#5), Making History (#18)

[] Ranking at each section and finish
 -:-:- No data available at this section
 NA No data available

SCN Saddle cloth number
 DNF Did not finish
 DNT Did not track



Eagle Farm QLD Professional

Race 7: XXXX QTIS Three-Year-Old Handicap - 1200m

18 January 2025 - 15:47



BRISBANE
RACING CLUB

Track Rating: Good 4, Weather: Overcast, Rail Position: +1m Entire

Section	Overall	1000m	800m	600m	400m	200m	Last 600m
Field Times	1:10.56 (0:13.50)	0:57.06 (0:11.12)	0:45.94 (0:11.51)	0:34.43 (0:11.66)	0:22.77 (0:10.92)	0:11.85 (0:11.85)	0:34.43

Rank	TAB	Horse/Jockey	Barrier	Top Speed [km/h]	Fastest Section	Overall	1000m	800m	600m	400m	200m	Margin	Distance Travelled [m]
11	13	OUTTA CONTROL Angela Jones	12	66.4 1000m	0:11.07 1000m	1:11.76 [11] (0:14.51)	0:57.25 [11] (0:11.07)	0:46.18 [11] (0:11.51)	0:34.67 [12] (0:11.63)	0:23.04 [12] (0:11.07)	0:11.97 [11] (0:11.97)	7.08L	0:34.67 +2
12	17	ALPINE RAIDER Madeleine Wishart	2	68.4 1000m	0:10.84 1000m	1:12.21 [12] (0:15.03)	0:57.18 [12] (0:10.84)	0:46.34 [12] (0:11.19)	0:35.15 [11] (0:11.62)	0:23.53 [11] (0:11.31)	0:12.22 [12] (0:12.22)	9.7L	0:35.15 +3

Scratched: Alpha Bravo (#1), Cole's Best (#12), Addicted To Julia (#10), Bolshevic Road (#11), Indubitably (#5), Making History (#18)



Horse/Jockey Name	The Gambling Greek
Final Rank	1
Fastest Section Time (Section)	0:11.02 (400m)
Top Speed [km/h] (Section)	66.8 (Overall)
Race State	Finished



Eagle Farm QLD Professional

Race 7: XXXX QTIS Three-Year-Old Handicap - 1200m

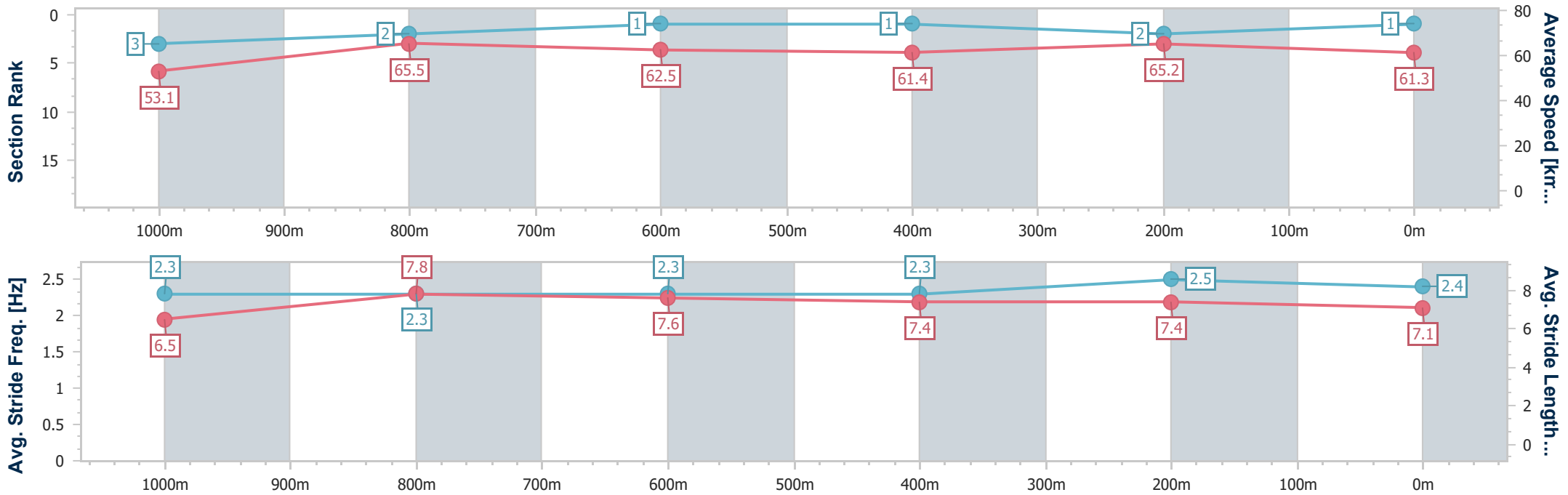
18 January 2025 - 15:47

Track Rating: Good 4, Weather: Overcast, Rail Position: +1m Entire



BRISBANE RACING CLUB

Section	Overall	1000m	800m	600m	400m	200m
Section Times	1:10.56 [1] (0:13.58)	0:56.98 [3] (0:11.05)	0:45.93 [2] (0:11.50)	0:34.43 [1] (0:11.66)	0:22.77 [1] (0:11.02)	0:11.75 [2] (0:11.75)
Average Speed [km/h]	53.1	65.5	62.5	61.4	65.2	61.3
Top Speed [km/h]	66.8	66.6	64.0	63.4	66.0	64.7
Avg. Dist. to Rail [m]	4.0	1.3	0.6	1.0	1.8	4.4
Avg. Stride Freq. [Hz]	2.3	2.3	2.3	2.3	2.5	2.4
Avg. Stride Length [m]	6.5	7.8	7.6	7.4	7.4	7.1



- [] Ranking at each section and finish
- .-.- No data available at this section
- NA No data available



Horse/Jockey Name	Surprise Honey
Final Rank	2
Fastest Section Time (Section)	0:10.82 (400m)
Top Speed [km/h] (Section)	67.6 (400m)
Race State	Finished



Eagle Farm QLD Professional

Race 7: XXXX QTIS Three-Year-Old Handicap - 1200m

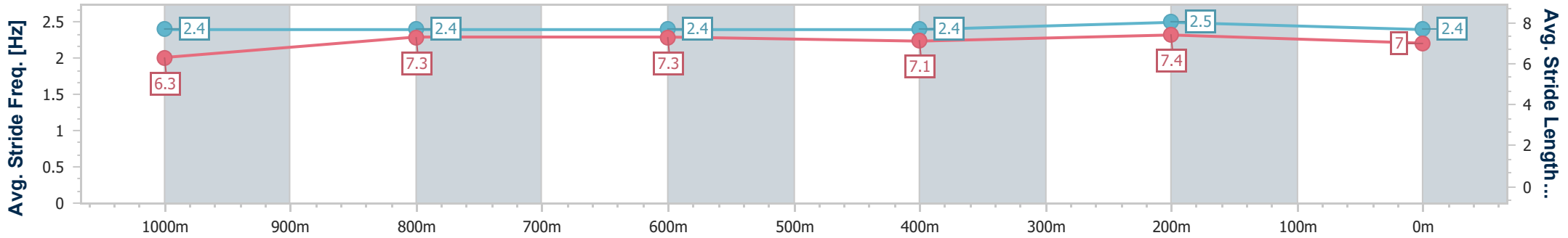
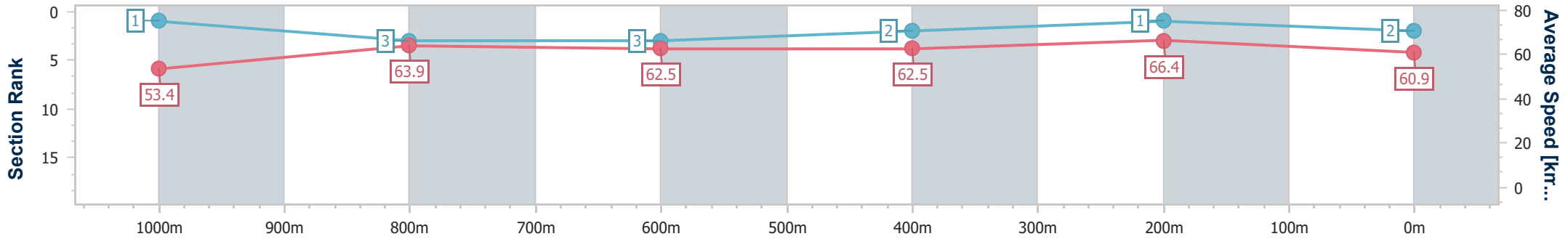
18 January 2025 - 15:47

Track Rating: Good 4, Weather: Overcast, Rail Position: +1m Entire



BRISBANE RACING CLUB

Section	Overall	1000m	800m	600m	400m	200m
Section Times	1:10.58 [2] (0:13.50)	0:57.08 [1] (0:11.21)	0:45.87 [3] (0:11.59)	0:34.28 [3] (0:11.59)	0:22.69 [2] (0:10.82)	0:11.87 [1] (0:11.87)
Average Speed [km/h]	53.4	63.9	62.5	62.5	66.4	60.9
Top Speed [km/h]	66.1	65.0	64.2	65.4	67.6	65.2
Avg. Dist. to Rail [m]	0.7	0.5	0.6	1.6	5.5	7.3
Avg. Stride Freq. [Hz]	2.4	2.4	2.4	2.4	2.5	2.4
Avg. Stride Length [m]	6.3	7.3	7.3	7.1	7.4	7.0



- [] Ranking at each section and finish
- .-.- No data available at this section
- NA No data available



Horse/Jockey Name	Fireforce
Final Rank	3
Fastest Section Time (Section)	0:10.96 (400m)
Top Speed [km/h] (Section)	66.3 (400m)
Race State	Finished



Eagle Farm QLD Professional

Race 7: XXXX QTIS Three-Year-Old Handicap - 1200m

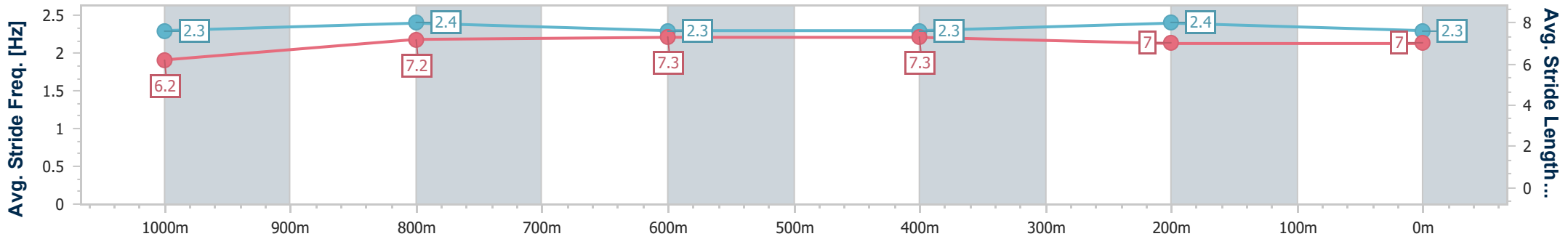
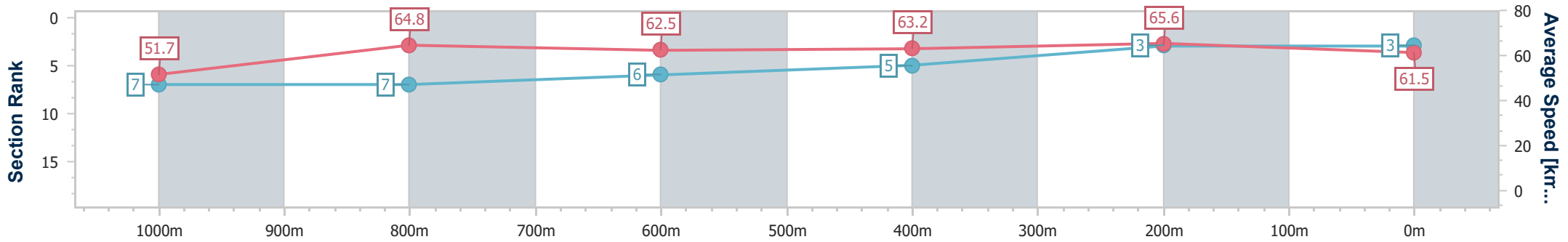
18 January 2025 - 15:47

Track Rating: Good 4, Weather: Overcast, Rail Position: +1m Entire



BRISBANE RACING CLUB

Section	Overall	1000m	800m	600m	400m	200m
Section Times	1:10.73 [3] (0:13.95)	0:56.78 [7] (0:11.15)	0:45.63 [7] (0:11.48)	0:34.15 [6] (0:11.48)	0:22.67 [5] (0:10.96)	0:11.71 [3] (0:11.71)
Average Speed [km/h]	51.7	64.8	62.5	63.2	65.6	61.5
Top Speed [km/h]	64.3	66.0	63.9	65.9	66.3	64.4
Avg. Dist. to Rail [m]	3.1	0.6	0.2	0.7	4.9	8.8
Avg. Stride Freq. [Hz]	2.3	2.4	2.3	2.3	2.4	2.3
Avg. Stride Length [m]	6.2	7.2	7.3	7.3	7.0	7.0



- [] Ranking at each section and finish
- .-.- No data available at this section
- NA No data available



Horse/Jockey Name	Provance
Final Rank	4
Fastest Section Time (Section)	0:10.95 (400m)
Top Speed [km/h] (Section)	66.3 (400m)
Race State	Finished



Eagle Farm QLD Professional

Race 7: XXXX QTIS Three-Year-Old Handicap - 1200m

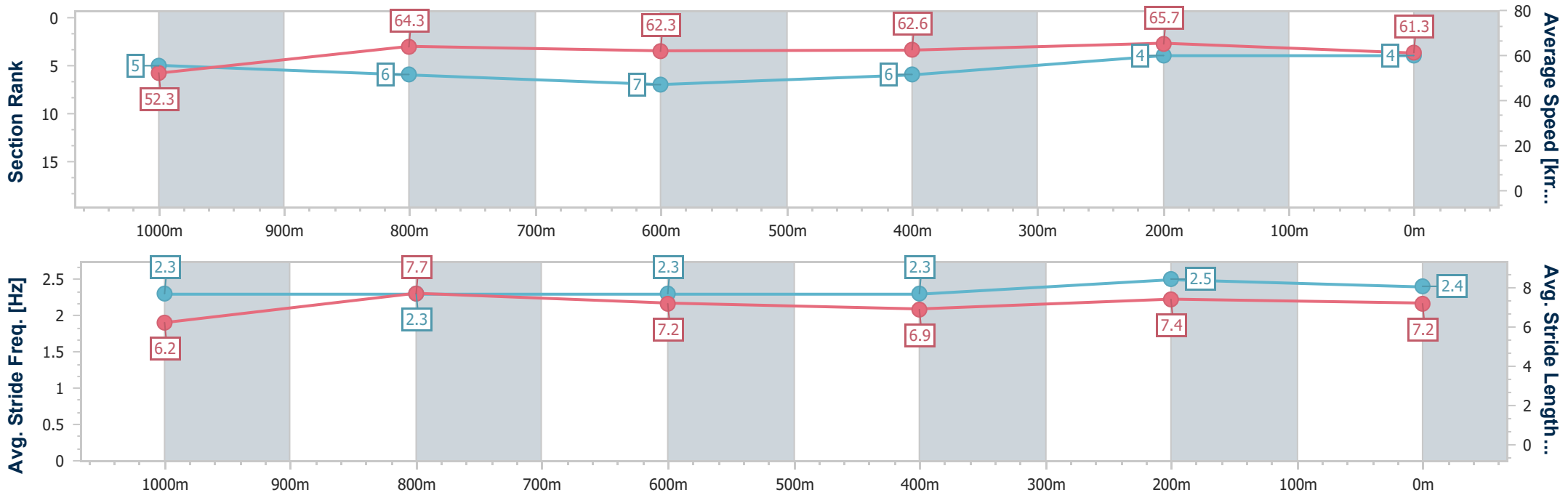
18 January 2025 - 15:47

Track Rating: Good 4, Weather: Overcast, Rail Position: +1m Entire



BRISBANE RACING CLUB

Section	Overall	1000m	800m	600m	400m	200m
Section Times	1:10.78 [4] (0:13.79)	0:56.99 [5] (0:11.20)	0:45.79 [6] (0:11.61)	0:34.18 [7] (0:11.48)	0:22.70 [6] (0:10.95)	0:11.75 [4] (0:11.75)
Average Speed [km/h]	52.3	64.3	62.3	62.6	65.7	61.3
Top Speed [km/h]	66.2	66.1	63.8	65.6	66.3	64.1
Avg. Dist. to Rail [m]	1.1	0.4	0.3	0.5	4.0	6.9
Avg. Stride Freq. [Hz]	2.3	2.3	2.3	2.3	2.5	2.4
Avg. Stride Length [m]	6.2	7.7	7.2	6.9	7.4	7.2



- [] Ranking at each section and finish
- .-.- No data available at this section
- NA No data available



Horse/Jockey Name	Vienna Who
Final Rank	5
Fastest Section Time (Section)	0:10.83 (400m)
Top Speed [km/h] (Section)	68.1 (400m)
Race State	Finished



Eagle Farm QLD Professional

Race 7: XXXX QTIS Three-Year-Old Handicap - 1200m

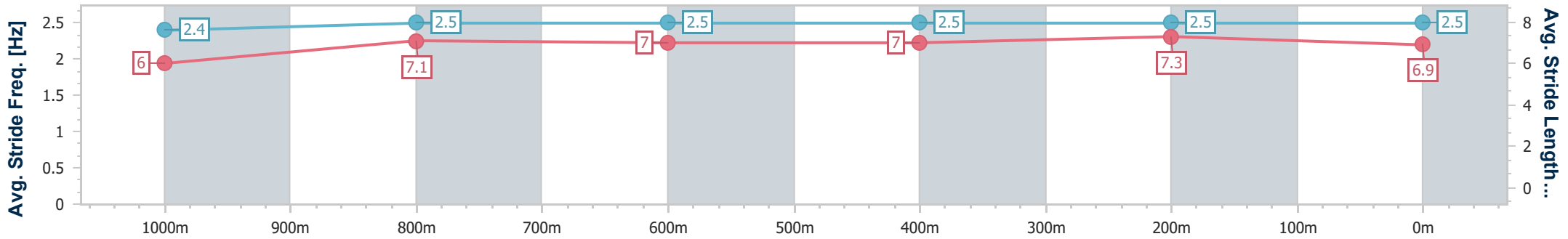
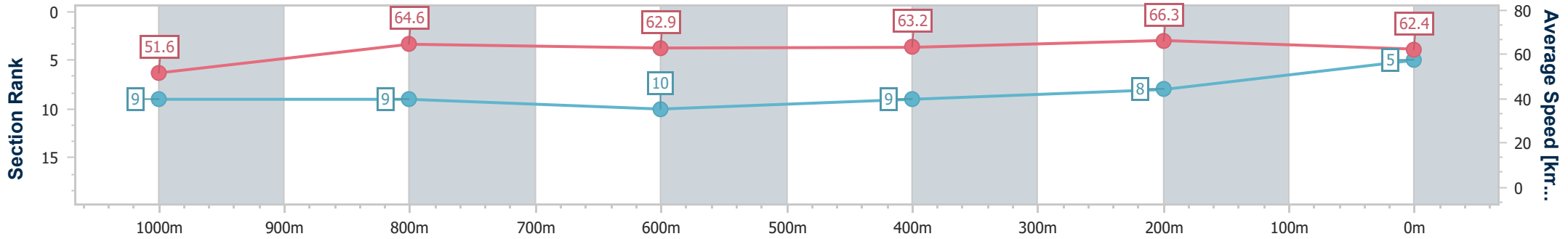
18 January 2025 - 15:47

Track Rating: Good 4, Weather: Overcast, Rail Position: +1m Entire



BRISBANE RACING CLUB

Section	Overall	1000m	800m	600m	400m	200m
Section Times	1:10.83 [5] (0:14.03)	0:56.80 [9] (0:11.20)	0:45.60 [9] (0:11.65)	0:33.95 [10] (0:11.54)	0:22.41 [9] (0:10.83)	0:11.58 [8] (0:11.58)
Average Speed [km/h]	51.6	64.6	62.9	63.2	66.3	62.4
Top Speed [km/h]	64.3	65.2	64.4	65.3	68.1	64.0
Avg. Dist. to Rail [m]	5.9	1.8	3.5	2.2	4.1	6.3
Avg. Stride Freq. [Hz]	2.4	2.5	2.5	2.5	2.5	2.5
Avg. Stride Length [m]	6.0	7.1	7.0	7.0	7.3	6.9



- [] Ranking at each section and finish
- .-.- No data available at this section
- NA No data available



Horse/Jockey Name	Pro Forma
Final Rank	6
Fastest Section Time (Section)	0:11.01 (400m)
Top Speed [km/h] (Section)	67.8 (Overall)
Race State	Finished



Eagle Farm QLD Professional

Race 7: XXXX QTIS Three-Year-Old Handicap - 1200m

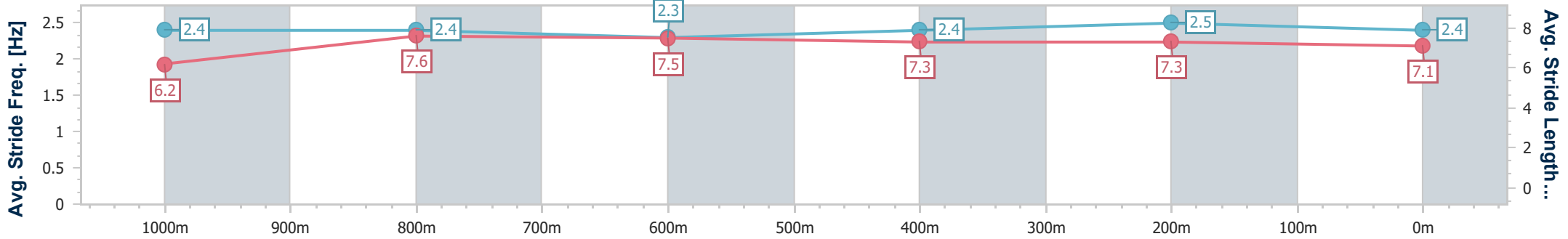
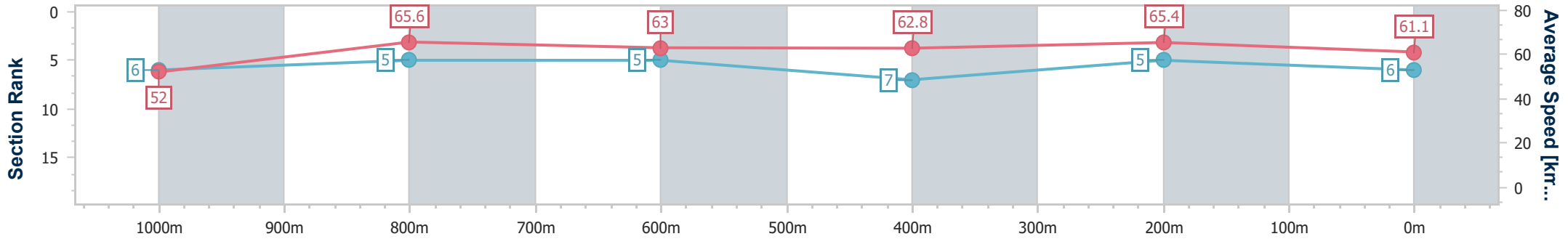
18 January 2025 - 15:47

Track Rating: Good 4, Weather: Overcast, Rail Position: +1m Entire



BRISBANE RACING CLUB

Section	Overall	1000m	800m	600m	400m	200m
Section Times	1:10.96 [6] (0:13.86)	0:57.10 [6] (0:11.11)	0:45.99 [5] (0:11.57)	0:34.42 [5] (0:11.61)	0:22.81 [7] (0:11.01)	0:11.80 [5]
Average Speed [km/h]	52.0	65.6	63.0	62.8	65.4	61.1
Top Speed [km/h]	67.8	66.8	65.8	65.8	66.5	64.0
Avg. Dist. to Rail [m]	7.2	2.5	2.8	2.9	6.9	8.6
Avg. Stride Freq. [Hz]	2.4	2.4	2.3	2.4	2.5	2.4
Avg. Stride Length [m]	6.2	7.6	7.5	7.3	7.3	7.1



- [] Ranking at each section and finish
- .-.- No data available at this section
- NA No data available



Horse/Jockey Name	That's Interesting
Final Rank	7
Fastest Section Time (Section)	0:11.15 (400m)
Top Speed [km/h] (Section)	66.5 (1000m)
Race State	Finished



Eagle Farm QLD Professional

Race 7: XXXX QTIS Three-Year-Old Handicap - 1200m

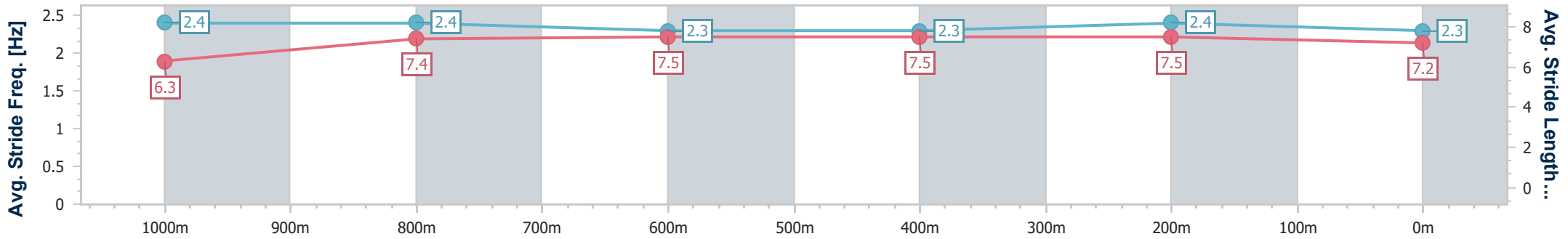
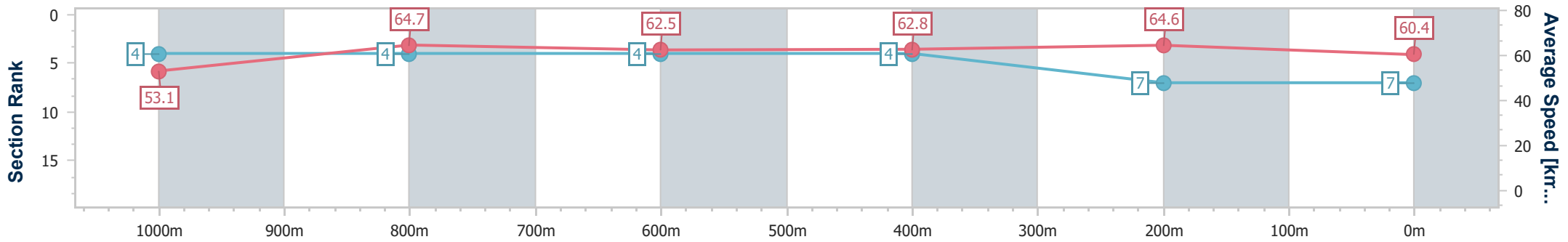
18 January 2025 - 15:47

Track Rating: Good 4, Weather: Overcast, Rail Position: +1m Entire



BRISBANE RACING CLUB

Section	Overall	1000m	800m	600m	400m	200m
Section Times	1:11.12 [7] (0:13.62)	0:57.50 [4] (0:11.22)	0:46.28 [4] (0:11.60)	0:34.68 [4] (0:11.62)	0:23.06 [4] (0:11.15)	0:11.91 [7] (0:11.91)
Average Speed [km/h]	53.1	64.7	62.5	62.8	64.6	60.4
Top Speed [km/h]	65.5	66.5	64.3	65.3	65.6	64.0
Avg. Dist. to Rail [m]	2.2	1.9	1.8	2.4	7.1	9.2
Avg. Stride Freq. [Hz]	2.4	2.4	2.3	2.3	2.4	2.3
Avg. Stride Length [m]	6.3	7.4	7.5	7.5	7.5	7.2



- [] Ranking at each section and finish
- .-.- No data available at this section
- NA No data available



Horse/Jockey Name	Red Feather Boa
Final Rank	8
Fastest Section Time (Section)	0:11.07 (1000m)
Top Speed [km/h] (Section)	68.2 (Overall)
Race State	Finished



Eagle Farm QLD Professional

Race 7: XXXX QTIS Three-Year-Old Handicap - 1200m

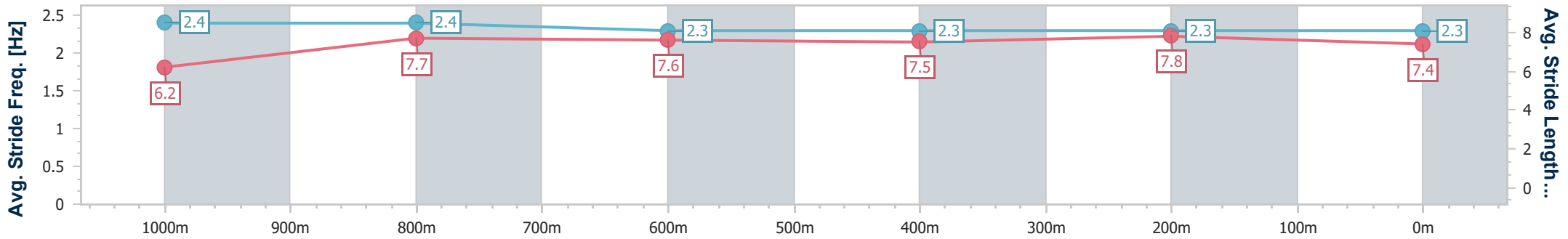
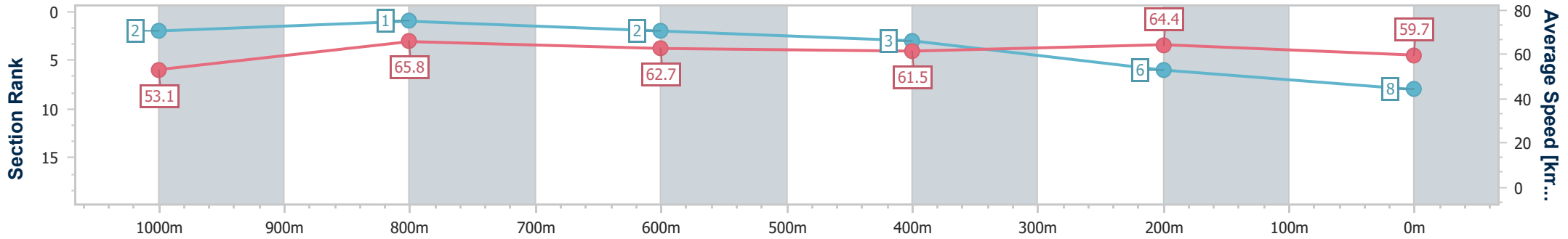
18 January 2025 - 15:47

Track Rating: Good 4, Weather: Overcast, Rail Position: +1m Entire



BRISBANE RACING CLUB

Section	Overall	1000m	800m	600m	400m	200m
Section Times	1:11.23 [8] (0:13.55)	0:57.68 [2] (0:11.07)	0:46.61 [1] (0:11.53)	0:35.08 [2] (0:11.81)	0:23.27 [3] (0:11.20)	0:12.07 [6] (0:12.07)
Average Speed [km/h]	53.1	65.8	62.7	61.5	64.4	59.7
Top Speed [km/h]	68.2	67.7	65.1	63.4	66.2	62.7
Avg. Dist. to Rail [m]	5.5	1.9	0.9	2.1	7.0	7.2
Avg. Stride Freq. [Hz]	2.4	2.4	2.3	2.3	2.3	2.3
Avg. Stride Length [m]	6.2	7.7	7.6	7.5	7.8	7.4



- [] Ranking at each section and finish
- .-.- No data available at this section
- NA No data available



Horse/Jockey Name	I'm Zac
Final Rank	9
Fastest Section Time (Section)	0:11.05 (400m)
Top Speed [km/h] (Section)	67.4 (1000m)
Race State	Finished



Eagle Farm QLD Professional

Race 7: XXXX QTIS Three-Year-Old Handicap - 1200m

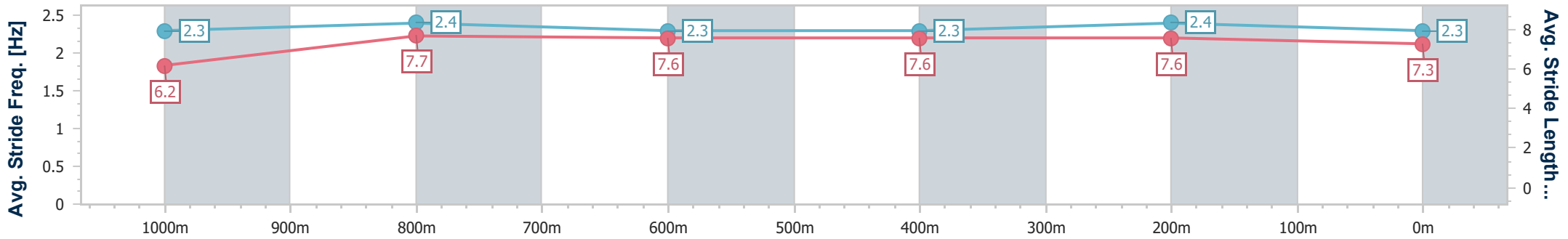
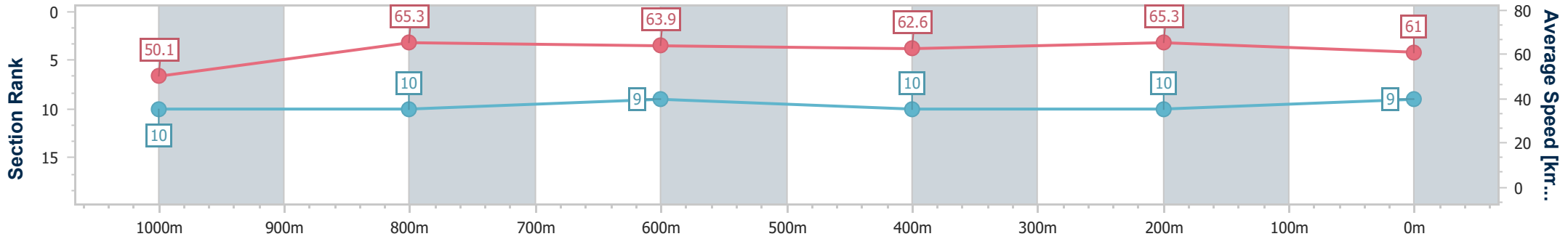
18 January 2025 - 15:47

Track Rating: Good 4, Weather: Overcast, Rail Position: +1m Entire



BRISBANE RACING CLUB

Section	Overall	1000m	800m	600m	400m	200m
Section Times	1:11.28 [9] (0:14.38)	0:56.90 [10] (0:11.07)	0:45.83 [10] (0:11.38)	0:34.45 [9] (0:11.60)	0:22.85 [10] (0:11.05)	0:11.80 [10] (0:11.80)
Average Speed [km/h]	50.1	65.3	63.9	62.6	65.3	61.0
Top Speed [km/h]	63.9	67.4	65.3	64.9	66.9	64.0
Avg. Dist. to Rail [m]	5.8	1.0	1.8	2.2	7.9	10.1
Avg. Stride Freq. [Hz]	2.3	2.4	2.3	2.3	2.4	2.3
Avg. Stride Length [m]	6.2	7.7	7.6	7.6	7.6	7.3



- [] Ranking at each section and finish
- .-.- No data available at this section
- NA No data available



Horse/Jockey Name	Toro Strike
Final Rank	10
Fastest Section Time (Section)	0:11.02 (400m)
Top Speed [km/h] (Section)	66.9 (400m)
Race State	Finished



Eagle Farm QLD Professional

Race 7: XXXX QTIS Three-Year-Old Handicap - 1200m

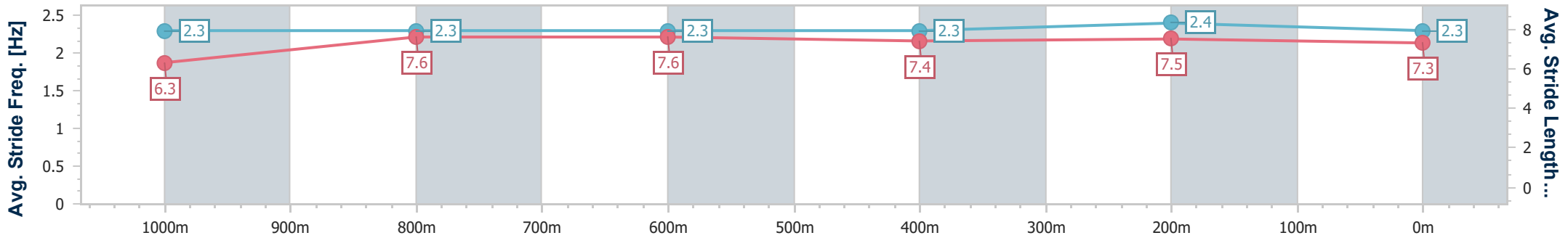
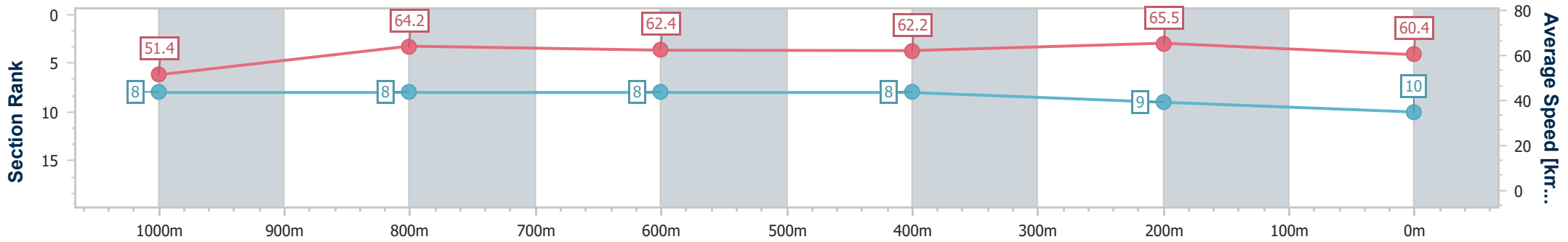
18 January 2025 - 15:47

Track Rating: Good 4, Weather: Overcast, Rail Position: +1m Entire



BRISBANE RACING CLUB

Section	Overall	1000m	800m	600m	400m	200m
Section Times	1:11.29 [10] (0:13.99)	0:57.30 [8] (0:11.23)	0:46.07 [8] (0:11.57)	0:34.50 [8] (0:11.57)	0:22.93 [8] (0:11.02)	0:11.91 [9] (0:11.91)
Average Speed [km/h]	51.4	64.2	62.4	62.2	65.5	60.4
Top Speed [km/h]	65.7	65.7	63.5	65.5	66.9	63.4
Avg. Dist. to Rail [m]	2.8	0.2	0.3	0.5	3.7	4.7
Avg. Stride Freq. [Hz]	2.3	2.3	2.3	2.3	2.4	2.3
Avg. Stride Length [m]	6.3	7.6	7.6	7.4	7.5	7.3



- [] Ranking at each section and finish
- .-.- No data available at this section
- NA No data available



Horse/Jockey Name	Outta Control
Final Rank	11
Fastest Section Time (Section)	0:11.07 (1000m)
Top Speed [km/h] (Section)	66.4 (1000m)
Race State	Finished



Eagle Farm QLD Professional

Race 7: XXXX QTIS Three-Year-Old Handicap - 1200m

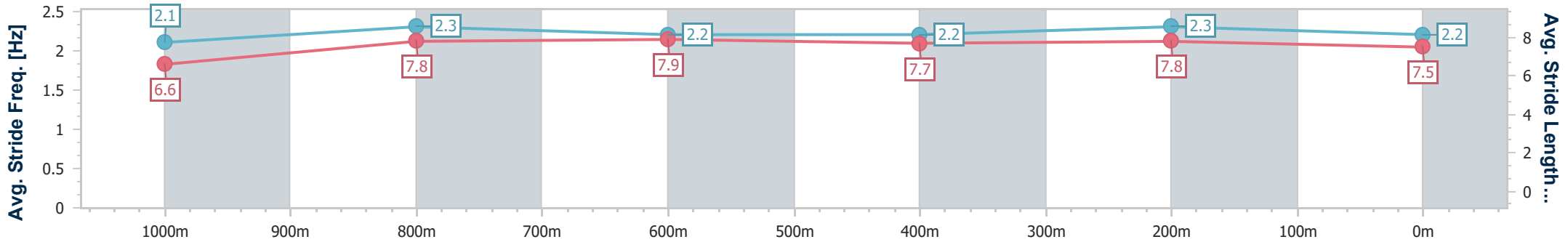
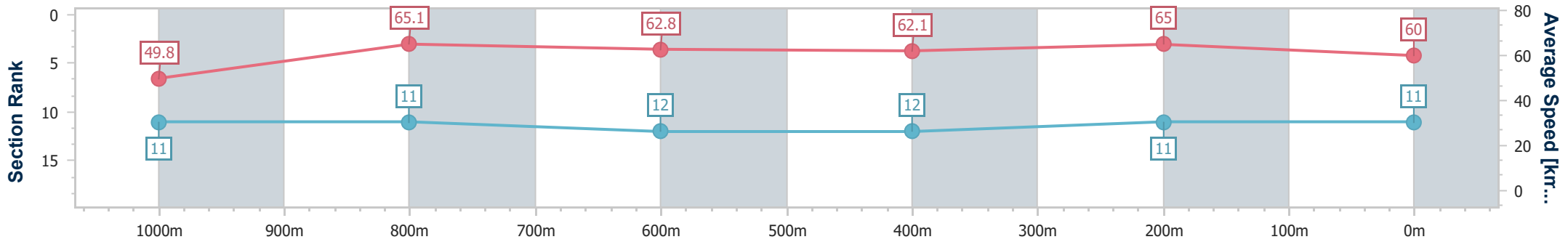
18 January 2025 - 15:47

Track Rating: Good 4, Weather: Overcast, Rail Position: +1m Entire



BRISBANE RACING CLUB

Section	Overall	1000m	800m	600m	400m	200m
Section Times	1:11.76 [11] (0:14.51)	0:57.25 [11] (0:11.07)	0:46.18 [11] (0:11.51)	0:34.67 [12] (0:11.63)	0:23.04 [12] (0:11.07)	0:11.97 [11] (0:11.97)
Average Speed [km/h]	49.8	65.1	62.8	62.1	65.0	60.0
Top Speed [km/h]	64.1	66.4	64.6	65.3	66.2	63.3
Avg. Dist. to Rail [m]	5.9	0.7	0.8	0.7	6.9	9.4
Avg. Stride Freq. [Hz]	2.1	2.3	2.2	2.2	2.3	2.2
Avg. Stride Length [m]	6.6	7.8	7.9	7.7	7.8	7.5



- [] Ranking at each section and finish
- .-.- No data available at this section
- NA No data available



Horse/Jockey Name	Alpine Raider
Final Rank	12
Fastest Section Time (Section)	0:10.84 (1000m)
Top Speed [km/h] (Section)	68.4 (1000m)
Race State	Finished



Eagle Farm QLD Professional

Race 7: XXXX QTIS Three-Year-Old Handicap - 1200m

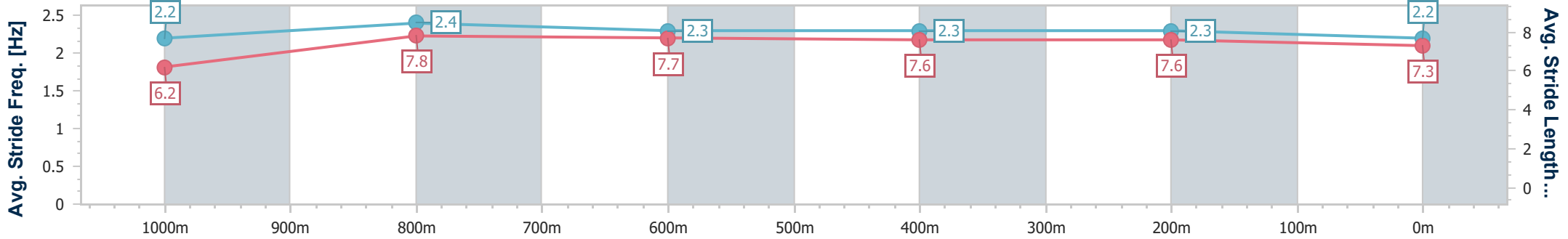
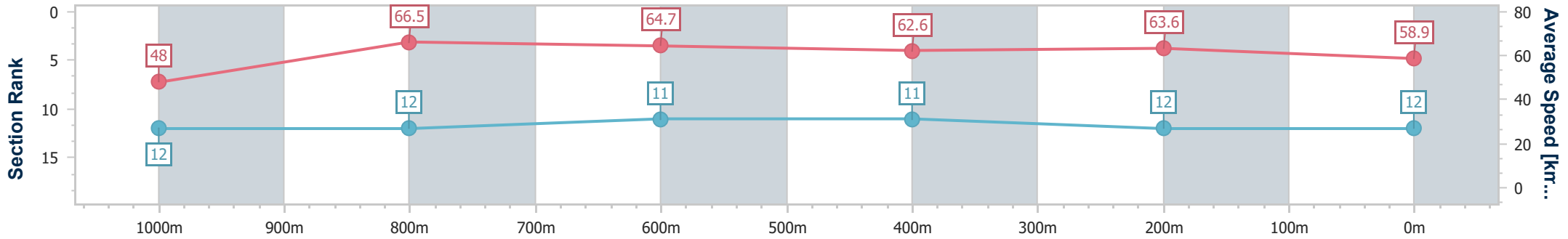
18 January 2025 - 15:47

Track Rating: Good 4, Weather: Overcast, Rail Position: +1m Entire



BRISBANE RACING CLUB

Section	Overall	1000m	800m	600m	400m	200m
Section Times	1:12.21 [12] (0:15.03)	0:57.18 [12] (0:10.84)	0:46.34 [12] (0:11.19)	0:35.15 [11] (0:11.62)	0:23.53 [11] (0:11.31)	0:12.22 [12]
Average Speed [km/h]	48.0	66.5	64.7	62.6	63.6	58.9
Top Speed [km/h]	66.3	68.4	66.8	64.5	65.1	61.8
Avg. Dist. to Rail [m]	1.2	0.8	0.5	1.8	8.0	10.7
Avg. Stride Freq. [Hz]	2.2	2.4	2.3	2.3	2.3	2.2
Avg. Stride Length [m]	6.2	7.8	7.7	7.6	7.6	7.3



- [] Ranking at each section and finish
- .-.- No data available at this section
- NA No data available



Eagle Farm QLD Professional

Race 8: MORETON HIRE BENCHMARK 78 Handicap - 1600m

18 January 2025 - 16:29



BRISBANE
RACING CLUB

Track Rating: Good 4, Weather: Overcast, Rail Position: +1m Entire

Section														
Field Times	Overall	1400m	1200m	1000m	800m	600m	400m	Last 600m						
	1:34.91 (0:13.44)	1:21.47 (0:10.83)	1:10.64 (0:11.19)	0:59.45 (0:11.72)	0:47.73 (0:11.83)	0:35.90 (0:11.85)	0:24.05 (0:11.68)	0:35.90						
Rank	TAB	Horse/Jockey	Barrier	Top Speed [km/h]	Fastest Section									Distance Travelled [m]
1	3	TORABELLA Emily Lang	12	68.8 1400m	0:10.75 1400m	1:34.91 [1] (0:13.81)	1:21.10 [5] (0:10.75)	1:10.35 [3] (0:11.38)	0:58.97 [4] (0:11.62)	0:47.35 [4] (0:11.77)	0:35.58 [4] (0:11.69)	0:23.89 [4] (0:11.54)	0:35.58	
2	9	WHISKY DREAM Robbie Dolan	6	66.8 1400m	0:10.95 1400m	1:35.13 [2] (0:13.96)	1:21.17 [7] (0:10.95)	1:10.22 [8] (0:11.29)	0:58.93 [7] (0:11.66)	0:47.27 [7] (0:11.74)	0:35.53 [5] (0:11.68)	0:23.85 [5] (0:11.46)	0:35.53	+2
3	14	CHASSAGNE Ron Stewart	8	67.5 Overall	0:11.01 1400m	1:35.21 [3] (0:14.17)	1:21.04 [9] (0:11.01)	1:10.03 [9] (0:11.27)	0:58.76 [9] (0:11.59)	0:47.17 [8] (0:11.81)	0:35.36 [8] (0:11.70)	0:23.66 [8] (0:11.58)	0:35.36	+3
4	11	EXPECTANT Georgina Cartwright	9	67.6 1400m	0:10.94 1400m	1:35.23 [4] (0:14.25)	1:20.98 [10] (0:10.94)	1:10.04 [10] (0:11.34)	0:58.70 [10] (0:11.66)	0:47.04 [11] (0:11.78)	0:35.26 [10] (0:11.85)	0:23.41 [12] (0:11.45)	0:35.26	+4
5	17	ZAHER Angela Jones	13	66.3 1400m	0:11.10 1400m	1:35.36 [5] (0:14.27)	1:21.09 [11] (0:11.10)	1:09.99 [12] (0:11.37)	0:58.62 [12] (0:11.50)	0:47.12 [12] (0:11.90)	0:35.22 [12] (0:11.54)	0:23.68 [9] (0:11.53)	0:35.22	+3
6	8	BINDING Siena Grima	5	68.1 Overall	0:10.92 1400m	1:35.37 [6] (0:13.46)	1:21.91 [2] (0:10.92)	1:10.99 [2] (0:11.30)	0:59.69 [2] (0:11.50)	0:48.19 [1] (0:11.83)	0:36.36 [1] (0:11.85)	0:24.51 [2] (0:11.83)	0:36.36	-1
7	4	ART BY CONCORDE Jasper Franklin	2	67.0 1400m	0:10.88 1400m	1:35.39 [7] (0:14.00)	1:21.39 [8] (0:10.88)	1:10.51 [6] (0:11.28)	0:59.23 [6] (0:11.66)	0:47.57 [5] (0:11.82)	0:35.75 [6] (0:11.70)	0:24.05 [6] (0:11.54)	0:35.75	-2
8	6	HARBOURMASTER Bailey Wheeler	11	67.4 1400m	0:11.00 1400m	1:35.53 [8] (0:13.89)	1:21.64 [6] (0:11.00)	1:10.64 [7] (0:11.46)	0:59.18 [8] (0:11.83)	0:47.35 [10] (0:11.82)	0:35.53 [11] (0:11.75)	0:23.78 [10] (0:11.55)	0:35.53	+5
9	16	COMMANDMENT Nikita Beriman	1	67.3 1400m	0:10.83 1400m	1:35.61 [9] (0:13.44)	1:22.17 [1] (0:10.83)	1:11.34 [1] (0:11.19)	1:00.15 [1] (0:11.72)	0:48.43 [2] (0:11.89)	0:36.54 [2] (0:11.88)	0:24.66 [3] (0:11.82)	0:36.54	-3
10	7	TREPORTI Vlad Duric	3	67.9 1400m	0:10.88 1400m	1:35.66 [10] (0:13.72)	1:21.94 [4] (0:10.88)	1:11.06 [4] (0:11.21)	0:59.85 [3] (0:11.70)	0:48.15 [3] (0:11.78)	0:36.37 [3] (0:11.57)	0:24.80 [1] (0:11.68)	0:36.37	-5

Scratched: Solar Apex (#1), Tropic Sands (#12), Captain Fenkel (#2), Disney Castle (#13), Better Yet (#15)

[] Ranking at each section and finish
 -:-:- No data available at this section
 NA No data available

SCN Saddle cloth number
 DNF Did not finish
 DNT Did not track



Eagle Farm QLD Professional

Race 8: MORETON HIRE BENCHMARK 78 Handicap - 1600m

18 January 2025 - 16:29



BRISBANE
RACING CLUB

Track Rating: Good 4, Weather: Overcast, Rail Position: +1m Entire

Section	Overall	1400m	1200m	1000m	800m	600m	400m	Last 600m
Field Times	1:34.91 (0:13.44)	1:21.47 (0:10.83)	1:10.64 (0:11.19)	0:59.45 (0:11.72)	0:47.73 (0:11.83)	0:35.90 (0:11.85)	0:24.05 (0:11.68)	0:35.90

Rank	TAB	Horse/Jockey	Barrier	Top Speed [km/h]	Fastest Section	Overall	1400m	1200m	1000m	800m	600m	400m	Last 600m	Distance Travelled [m]
11	10	COUP DE TONNERRE Tahlia Fenlon	7	67.1 Overall	0:11.22 1400m	1:36.11 [11] (0:14.28)	1:21.83 [12] (0:11.22)	1:10.61 [13] (0:11.33)	0:59.28 [13] (0:11.55)	0:47.73 [13] (0:11.86)	0:35.87 [13] (0:11.70)	0:24.17 [13] (0:11.82)	0:35.87	-5
12	5	COLLEAGUES James Orman	4	67.4 1400m	0:10.97 1400m	1:36.42 [12] (0:14.32)	1:22.10 [13] (0:10.97)	1:11.13 [11] (0:11.29)	0:59.84 [11] (0:11.52)	0:48.32 [9] (0:11.79)	0:36.53 [9] (0:11.59)	0:24.94 [7] (0:11.98)	0:36.53	-4
13	18	DAMIANI Micheal Hellyer	10	67.5 Overall	0:10.91 1400m	1:38.56 [13] (0:13.71)	1:24.85 [3] (0:10.91)	1:13.94 [5] (0:11.35)	1:02.59 [5] (0:11.86)	0:50.73 [6] (0:11.88)	0:38.85 [7] (0:12.09)	0:26.76 [11] (0:12.65)	0:38.85	+10

Scratched: Solar Apex (#1), Tropic Sands (#12), Captain Fenkel (#2), Disney Castle (#13), Better Yet (#15)

[] Ranking at each section and finish
 -:-:- No data available at this section
 NA No data available

SCN Saddle cloth number
 DNF Did not finish
 DNT Did not track



Eagle Farm QLD Professional

Race 8: MORETON HIRE BENCHMARK 78 Handicap - 1600m

18 January 2025 - 16:29



BRISBANE
RACING CLUB

Track Rating: Good 4, Weather: Overcast, Rail Position: +1m Entire

Section				200m				Last 600m	
Field Times				0:12.37 (0:12.37)				0:35.90	
Rank	TAB	Horse/Jockey	Barrier	Top Speed [km/h]	Fastest Section	Margin			Distance Travelled [m]
1	3	TORABELLA Emily Lang	12	68.8 1400m	0:10.75 1400m	0:12.35 [2] (0:12.35)	1:34.91		0:35.58
2	9	WHISKY DREAM Robbie Dolan	6	66.8 1400m	0:10.95 1400m	0:12.39 [4] (0:12.39)	1.33L		0:35.53 +2
3	14	CHASSAGNE Ron Stewart	8	67.5 Overall	0:11.01 1400m	0:12.08 [7] (0:12.08)	1.8L		0:35.36 +3
4	11	EXPECTANT Georgina Cartwright	9	67.6 1400m	0:10.94 1400m	0:11.96 [9] (0:11.96)	1.89L		0:35.26 +4
5	17	ZAHER Angela Jones	13	66.3 1400m	0:11.10 1400m	0:12.15 [8] (0:12.15)	2.67L		0:35.22 +3
6	8	BINDING Siena Grima	5	68.1 Overall	0:10.92 1400m	0:12.68 [3] (0:12.68)	2.74L		0:36.36 -1
7	4	ART BY CONCORDE Jasper Franklin	2	67.0 1400m	0:10.88 1400m	0:12.51 [6] (0:12.51)	2.84L		0:35.75 -2
8	6	HARBOURMASTER Bailey Wheeler	11	67.4 1400m	0:11.00 1400m	0:12.23 [10] (0:12.23)	3.69L		0:35.53 +5
9	16	COMMANDMENT Nikita Beriman	1	67.3 1400m	0:10.83 1400m	0:12.84 [5] (0:12.84)	4.16L		0:36.54 -3
10	7	TREPORTI Vlad Duric	3	67.9 1400m	0:10.88 1400m	0:13.12 [1] (0:13.12)	4.42L		0:36.37 -5

Scratched: Solar Apex (#1), Tropic Sands (#12), Captain Fenkel (#2), Disney Castle (#13), Better Yet (#15)

Report Created: Sat 18 January 2025 17:26 GMT+1 (Note: Timing is based on position data)

Page 3/17

[] Ranking at each section and finish
 -:-:- No data available at this section
 NA No data available

SCN Saddle cloth number
 DNF Did not finish
 DNT Did not track

data processed by  **TRIPLES DATA**



Eagle Farm QLD Professional

Race 8: MORETON HIRE BENCHMARK 78 Handicap - 1600m

18 January 2025 - 16:29



BRISBANE
RACING CLUB

Track Rating: Good 4, Weather: Overcast, Rail Position: +1m Entire

Section				200m				Last 600m		
Field Times				0:12.37 (0:12.37)				0:35.90		
Rank	TAB	Horse/Jockey	Barrier	Top Speed [km/h]	Fastest Section	Margin			Distance Travelled [m]	
11	10	COUP DE TONNERRE	7	67.1	0:11.22	0:12.35 [12]	7.08L		0:35.87	-5
		Tahlia Fenlon		Overall	1400m	(0:12.35)				
12	5	COLLEAGUES	4	67.4	0:10.97	0:12.96 [11]	8.9L		0:36.53	-4
		James Orman		1400m	1400m	(0:12.96)				
13	18	DAMIANI	10	67.5	0:10.91	0:14.11 [13]	21.49L		0:38.85	+10
		Micheal Hellyer		Overall	1400m	(0:14.11)				

Scratched: Solar Apex (#1), Tropic Sands (#12), Captain Fenkel (#2), Disney Castle (#13), Better Yet (#15)

[] Ranking at each section and finish
 -:-:-:- No data available at this section
 NA No data available

SCN Saddle cloth number
 DNF Did not finish
 DNT Did not track



Horse/Jockey Name	Torabella
Final Rank	1
Fastest Section Time (Section)	0:10.75 (1400m)
Top Speed [km/h] (Section)	68.8 (1400m)
Race State	Finished



Eagle Farm QLD Professional

Race 8: MORETON HIRE BENCHMARK 78 Handicap - 1600m

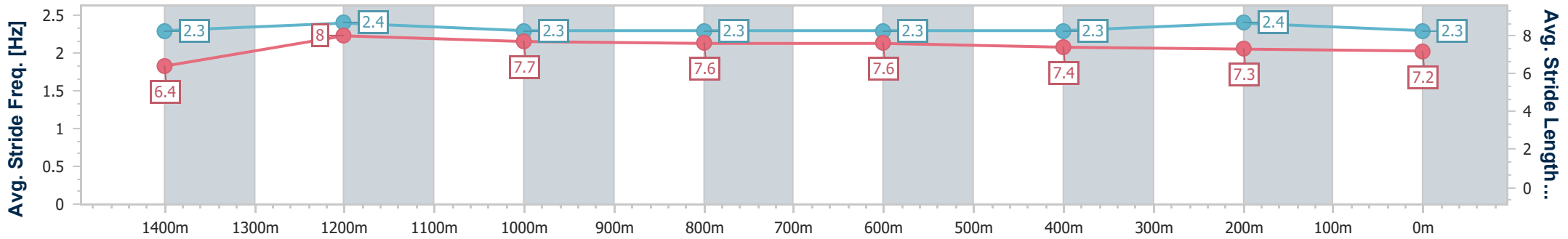
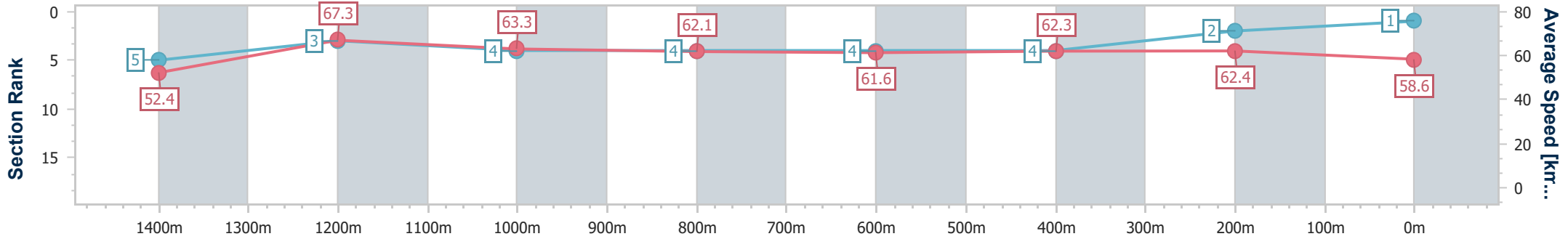
18 January 2025 - 16:29

Track Rating: Good 4, Weather: Overcast, Rail Position: +1m Entire



BRISBANE RACING CLUB

Section	Overall	1400m	1200m	1000m	800m	600m	400m	200m
Section Times	1:34.91 [1] (0:13.81)	1:21.10 [5] (0:10.75)	1:10.35 [3] (0:11.38)	0:58.97 [4] (0:11.62)	0:47.35 [4] (0:11.77)	0:35.58 [4] (0:11.69)	0:23.89 [4] (0:11.54)	0:12.35 [2] (0:12.35)
Average Speed [km/h]	52.4	67.3	63.3	62.1	61.6	62.3	62.4	58.6
Top Speed [km/h]	68.6	68.8	65.2	62.6	61.7	64.0	65.2	60.5
Avg. Dist. to Rail [m]	18.1	5.4	2.0	0.4	1.2	2.9	7.7	8.2
Avg. Stride Freq. [Hz]	2.3	2.4	2.3	2.3	2.3	2.3	2.4	2.3
Avg. Stride Length [m]	6.4	8.0	7.7	7.6	7.6	7.4	7.3	7.2



- [] Ranking at each section and finish
- .-.- No data available at this section
- NA No data available



Horse/Jockey Name	Whisky Dream
Final Rank	2
Fastest Section Time (Section)	0:10.95 (1400m)
Top Speed [km/h] (Section)	66.8 (1400m)
Race State	Finished



Eagle Farm QLD Professional

Race 8: MORETON HIRE BENCHMARK 78 Handicap - 1600m

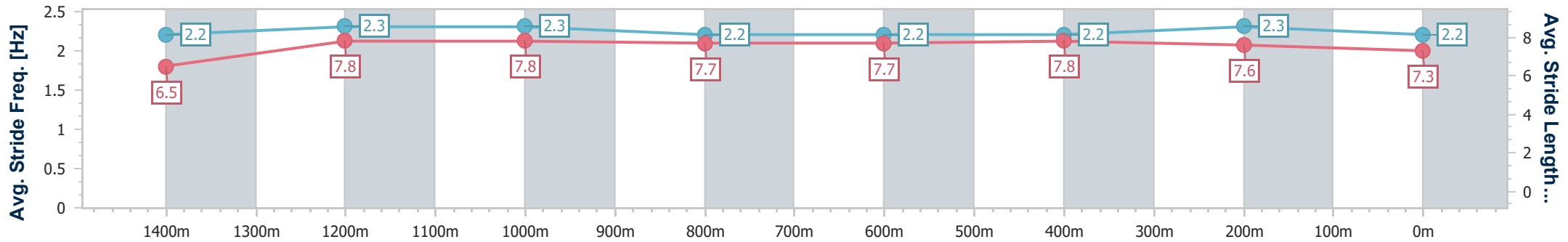
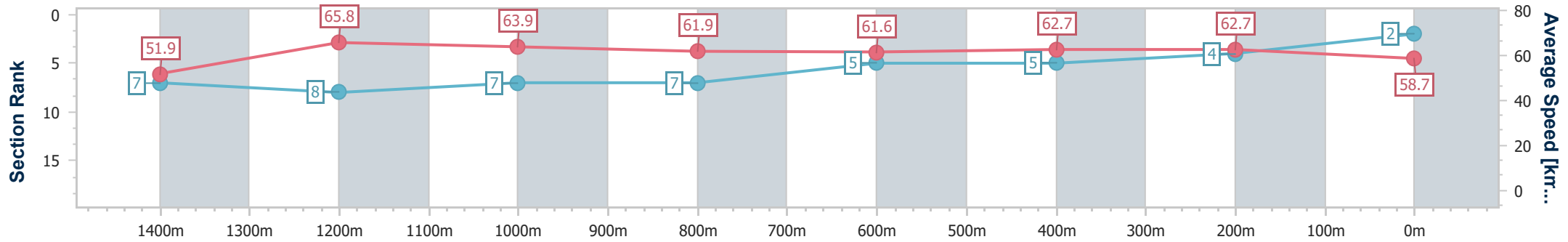
18 January 2025 - 16:29

Track Rating: Good 4, Weather: Overcast, Rail Position: +1m Entire



BRISBANE RACING CLUB

Section	Overall	1400m	1200m	1000m	800m	600m	400m	200m
Section Times	1:35.13 [2] (0:13.96)	1:21.17 [7] (0:10.95)	1:10.22 [8] (0:11.29)	0:58.93 [7] (0:11.66)	0:47.27 [7] (0:11.74)	0:35.53 [5] (0:11.68)	0:23.85 [5] (0:11.46)	0:12.39 [4] (0:12.39)
Average Speed [km/h]	51.9	65.8	63.9	61.9	61.6	62.7	62.7	58.7
Top Speed [km/h]	65.7	66.8	66.2	63.4	62.3	64.4	64.3	61.6
Avg. Dist. to Rail [m]	10.6	1.7	1.7	1.0	0.7	3.3	8.4	7.4
Avg. Stride Freq. [Hz]	2.2	2.3	2.3	2.2	2.2	2.2	2.3	2.2
Avg. Stride Length [m]	6.5	7.8	7.8	7.7	7.7	7.8	7.6	7.3



- [] Ranking at each section and finish
- .-.- No data available at this section
- NA No data available



Horse/Jockey Name	Chassagne
Final Rank	3
Fastest Section Time (Section)	0:11.01 (1400m)
Top Speed [km/h] (Section)	67.5 (Overall)
Race State	Finished



Eagle Farm QLD Professional

Race 8: MORETON HIRE BENCHMARK 78 Handicap - 1600m

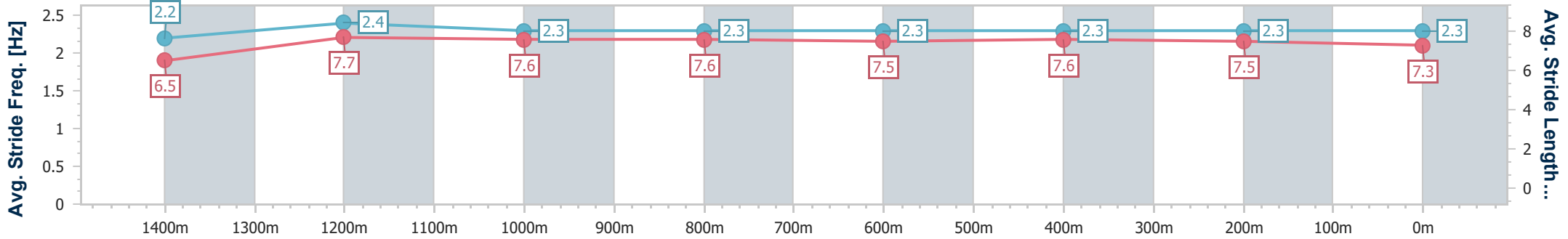
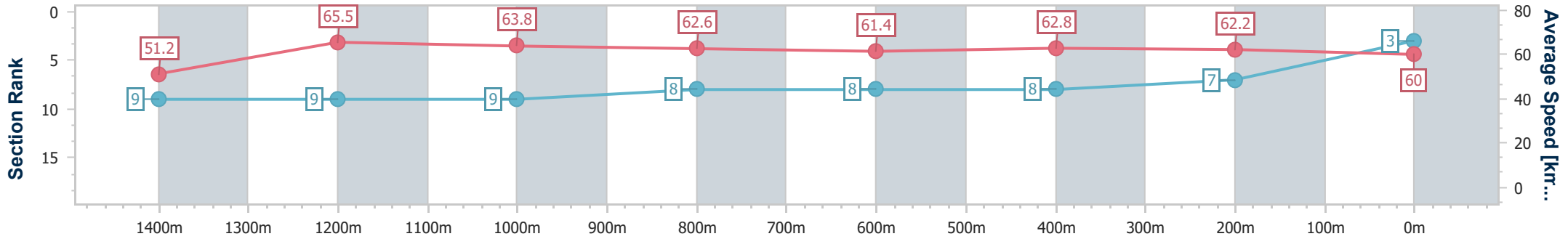
18 January 2025 - 16:29

Track Rating: Good 4, Weather: Overcast, Rail Position: +1m Entire



BRISBANE RACING CLUB

Section	Overall	1400m	1200m	1000m	800m	600m	400m	200m
Section Times	1:35.21 [3] (0:14.17)	1:21.04 [9] (0:11.01)	1:10.03 [9] (0:11.27)	0:58.76 [9] (0:11.59)	0:47.17 [8] (0:11.81)	0:35.36 [8] (0:11.70)	0:23.66 [8] (0:11.58)	0:12.08 [7] (0:12.08)
Average Speed [km/h]	51.2	65.5	63.8	62.6	61.4	62.8	62.2	60.0
Top Speed [km/h]	67.5	66.8	65.3	63.2	62.6	63.3	63.1	60.8
Avg. Dist. to Rail [m]	11.4	2.1	2.4	1.5	1.4	4.1	9.3	10.0
Avg. Stride Freq. [Hz]	2.2	2.4	2.3	2.3	2.3	2.3	2.3	2.3
Avg. Stride Length [m]	6.5	7.7	7.6	7.6	7.5	7.6	7.5	7.3



- [] Ranking at each section and finish
- .-.- No data available at this section
- NA No data available



Horse/Jockey Name	Expectant
Final Rank	4
Fastest Section Time (Section)	0:10.94 (1400m)
Top Speed [km/h] (Section)	67.6 (1400m)
Race State	Finished



Eagle Farm QLD Professional

Race 8: MORETON HIRE BENCHMARK 78 Handicap - 1600m

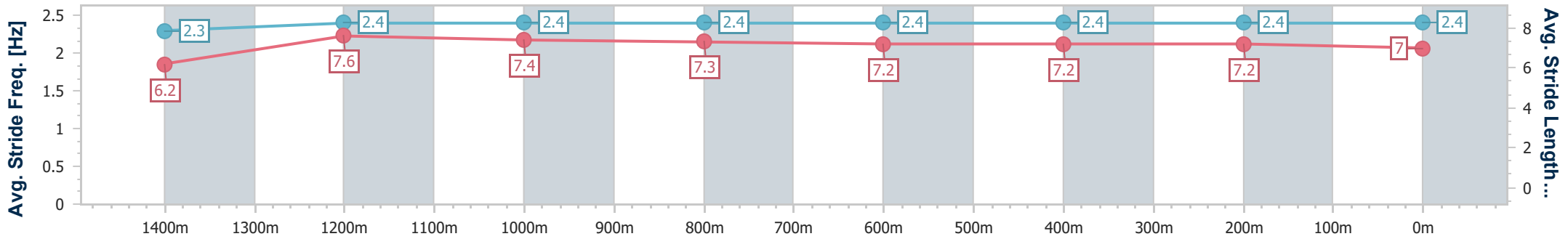
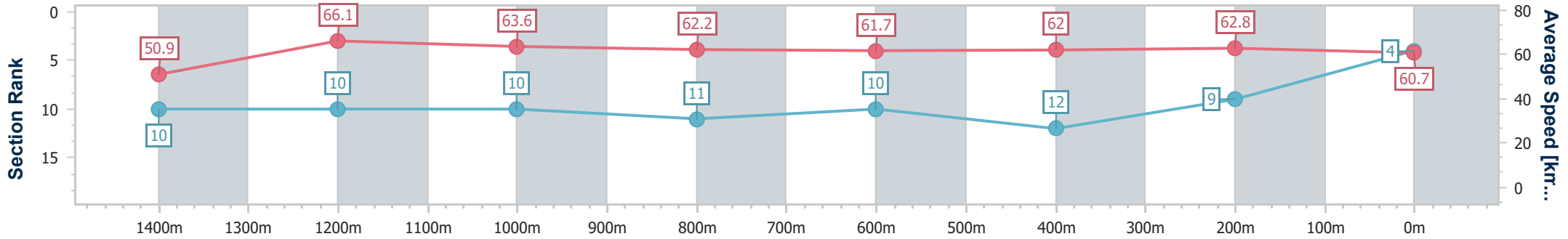
18 January 2025 - 16:29

Track Rating: Good 4, Weather: Overcast, Rail Position: +1m Entire



BRISBANE RACING CLUB

Section	Overall	1400m	1200m	1000m	800m	600m	400m	200m
Section Times	1:35.23 [4] (0:14.25)	1:20.98 [10] (0:10.94)	1:10.04 [10] (0:11.34)	0:58.70 [10] (0:11.66)	0:47.04 [11] (0:11.78)	0:35.26 [10] (0:11.85)	0:23.41 [12] (0:11.45)	0:11.96 [9] (0:11.96)
Average Speed [km/h]	50.9	66.1	63.6	62.2	61.7	62.0	62.8	60.7
Top Speed [km/h]	66.8	67.6	65.3	62.9	62.6	63.3	63.2	61.8
Avg. Dist. to Rail [m]	14.0	4.7	3.5	1.7	1.6	4.1	6.9	7.1
Avg. Stride Freq. [Hz]	2.3	2.4	2.4	2.4	2.4	2.4	2.4	2.4
Avg. Stride Length [m]	6.2	7.6	7.4	7.3	7.2	7.2	7.2	7.0



- [] Ranking at each section and finish
- .-.- No data available at this section
- NA No data available



Horse/Jockey Name	Zaher
Final Rank	5
Fastest Section Time (Section)	0:11.10 (1400m)
Top Speed [km/h] (Section)	66.3 (1400m)
Race State	Finished



Eagle Farm QLD Professional

Race 8: MORETON HIRE BENCHMARK 78 Handicap - 1600m

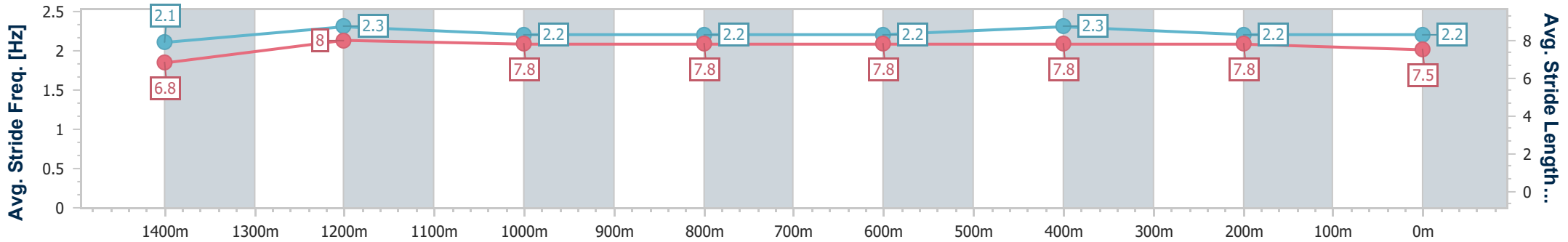
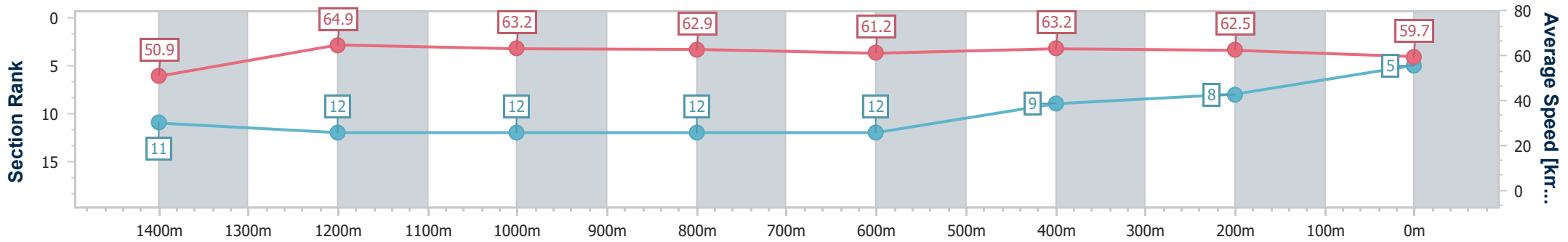
18 January 2025 - 16:29

Track Rating: Good 4, Weather: Overcast, Rail Position: +1m Entire



BRISBANE RACING CLUB

Section	Overall	1400m	1200m	1000m	800m	600m	400m	200m
Section Times	1:35.36 [5] (0:14.27)	1:21.09 [11] (0:11.10)	1:09.99 [12] (0:11.37)	0:58.62 [12] (0:11.50)	0:47.12 [12] (0:11.90)	0:35.22 [12] (0:11.54)	0:23.68 [9] (0:11.53)	0:12.15 [8] (0:12.15)
Average Speed [km/h]	50.9	64.9	63.2	62.9	61.2	63.2	62.5	59.7
Top Speed [km/h]	66.3	66.3	64.3	63.4	62.7	64.4	64.4	61.2
Avg. Dist. to Rail [m]	14.3	2.6	1.2	1.1	1.9	3.4	6.7	4.3
Avg. Stride Freq. [Hz]	2.1	2.3	2.2	2.2	2.2	2.3	2.2	2.2
Avg. Stride Length [m]	6.8	8.0	7.8	7.8	7.8	7.8	7.8	7.5



- [] Ranking at each section and finish
- .-.- No data available at this section
- NA No data available



Horse/Jockey Name	Binding
Final Rank	6
Fastest Section Time (Section)	0:10.92 (1400m)
Top Speed [km/h] (Section)	68.1 (Overall)
Race State	Finished



Eagle Farm QLD Professional

Race 8: MORETON HIRE BENCHMARK 78 Handicap - 1600m

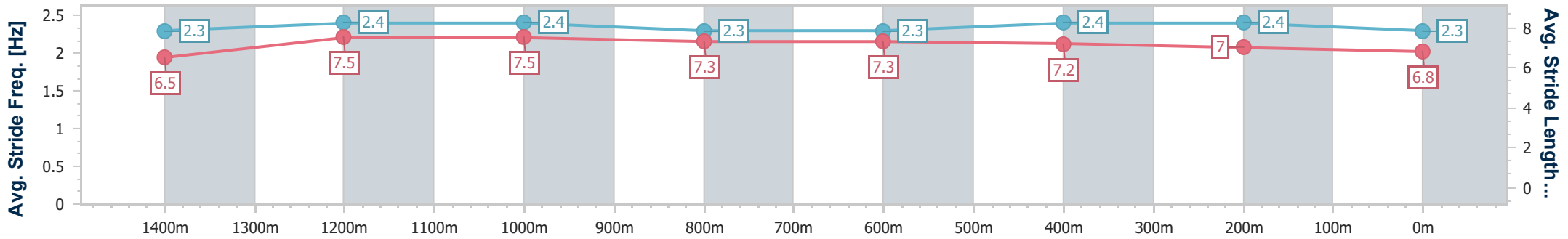
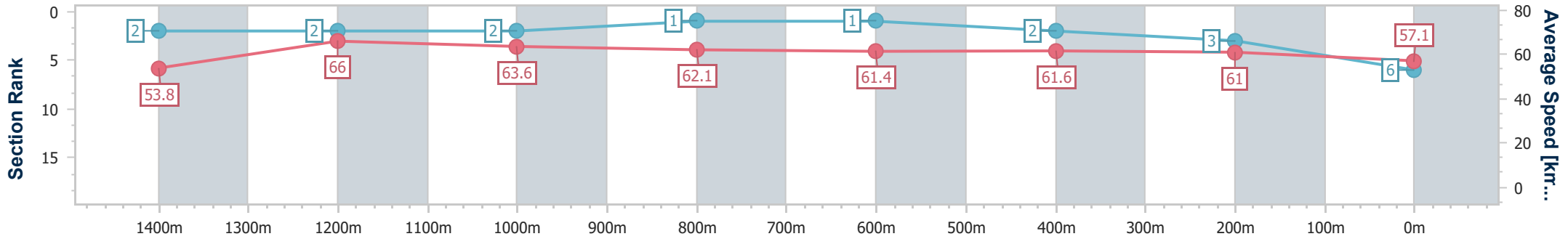
18 January 2025 - 16:29

Track Rating: Good 4, Weather: Overcast, Rail Position: +1m Entire



BRISBANE RACING CLUB

Section	Overall	1400m	1200m	1000m	800m	600m	400m	200m
Section Times	1:35.37 [6] (0:13.46)	1:21.91 [2] (0:10.92)	1:10.99 [2] (0:11.30)	0:59.69 [2] (0:11.50)	0:48.19 [1] (0:11.83)	0:36.36 [1] (0:11.85)	0:24.51 [2] (0:11.83)	0:12.68 [3] (0:12.68)
Average Speed [km/h]	53.8	66.0	63.6	62.1	61.4	61.6	61.0	57.1
Top Speed [km/h]	68.1	68.1	65.5	63.5	61.8	62.5	62.0	59.6
Avg. Dist. to Rail [m]	11.1	1.9	0.3	1.1	1.1	3.3	6.4	4.4
Avg. Stride Freq. [Hz]	2.3	2.4	2.4	2.3	2.3	2.4	2.4	2.3
Avg. Stride Length [m]	6.5	7.5	7.5	7.3	7.3	7.2	7.0	6.8



- [] Ranking at each section and finish
- .-.-.- No data available at this section
- NA No data available



Horse/Jockey Name	Art By Concorde
Final Rank	7
Fastest Section Time (Section)	0:10.88 (1400m)
Top Speed [km/h] (Section)	67.0 (1400m)
Race State	Finished



Eagle Farm QLD Professional

Race 8: MORETON HIRE BENCHMARK 78 Handicap - 1600m

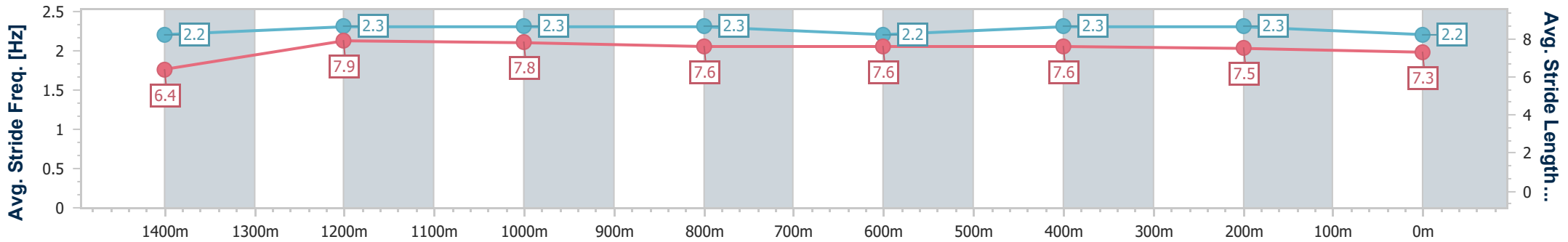
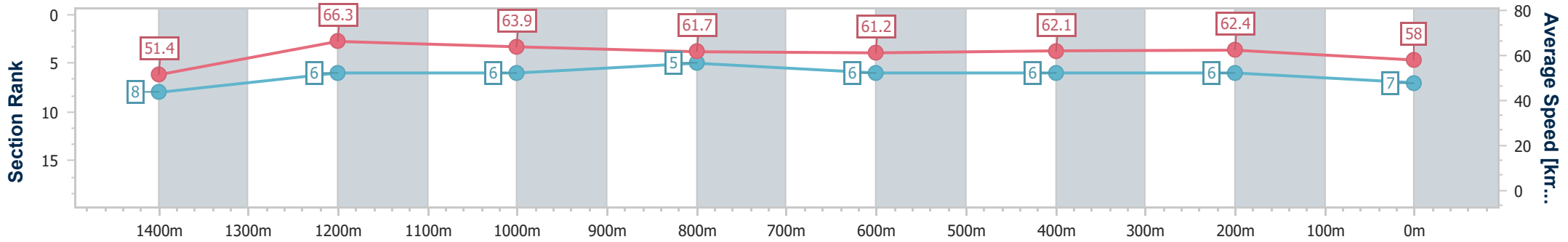
18 January 2025 - 16:29

Track Rating: Good 4, Weather: Overcast, Rail Position: +1m Entire



BRISBANE RACING CLUB

Section	Overall	1400m	1200m	1000m	800m	600m	400m	200m
Section Times	1:35.39 [7] (0:14.00)	1:21.39 [8] (0:10.88)	1:10.51 [6] (0:11.28)	0:59.23 [6] (0:11.66)	0:47.57 [5] (0:11.82)	0:35.75 [6] (0:11.70)	0:24.05 [6] (0:11.54)	0:12.51 [6] (0:12.51)
Average Speed [km/h]	51.4	66.3	63.9	61.7	61.2	62.1	62.4	58.0
Top Speed [km/h]	66.8	67.0	65.1	62.7	62.0	63.8	64.2	59.2
Avg. Dist. to Rail [m]	8.5	1.0	1.0	0.2	0.6	2.2	6.4	7.2
Avg. Stride Freq. [Hz]	2.2	2.3	2.3	2.3	2.2	2.3	2.3	2.2
Avg. Stride Length [m]	6.4	7.9	7.8	7.6	7.6	7.6	7.5	7.3



- [] Ranking at each section and finish
- .-.- No data available at this section
- NA No data available



Horse/Jockey Name	Harbourmaster
Final Rank	8
Fastest Section Time (Section)	0:11.00 (1400m)
Top Speed [km/h] (Section)	67.4 (1400m)
Race State	Finished



Eagle Farm QLD Professional

Race 8: MORETON HIRE BENCHMARK 78 Handicap - 1600m

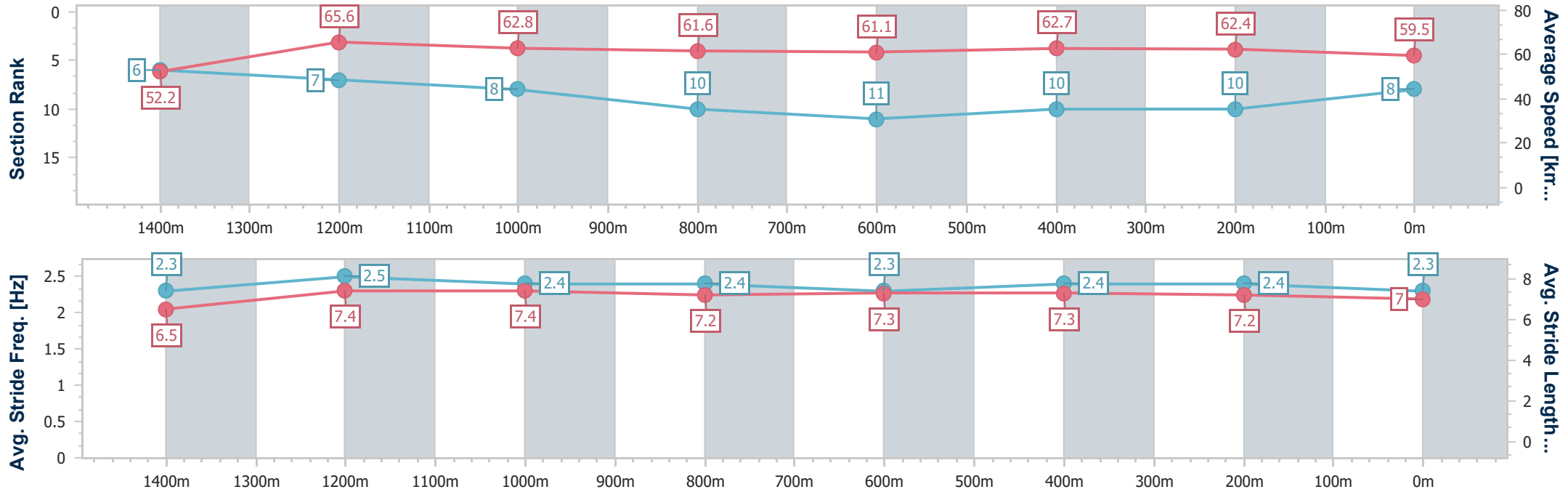
18 January 2025 - 16:29

Track Rating: Good 4, Weather: Overcast, Rail Position: +1m Entire



BRISBANE RACING CLUB

Section	Overall	1400m	1200m	1000m	800m	600m	400m	200m
Section Times	1:35.53 [8] (0:13.89)	1:21.64 [6] (0:11.00)	1:10.64 [7] (0:11.46)	0:59.18 [8] (0:11.83)	0:47.35 [10] (0:11.82)	0:35.53 [11] (0:11.75)	0:23.78 [10] (0:11.55)	0:12.23 [10] (0:12.23)
Average Speed [km/h]	52.2	65.6	62.8	61.6	61.1	62.7	62.4	59.5
Top Speed [km/h]	67.3	67.4	64.2	62.7	62.2	63.5	64.0	61.1
Avg. Dist. to Rail [m]	14.1	2.7	2.4	1.8	1.5	4.7	9.1	9.7
Avg. Stride Freq. [Hz]	2.3	2.5	2.4	2.4	2.3	2.4	2.4	2.3
Avg. Stride Length [m]	6.5	7.4	7.4	7.2	7.3	7.3	7.2	7.0



- [] Ranking at each section and finish
- .-.- No data available at this section
- NA No data available



Horse/Jockey Name	Commandment
Final Rank	9
Fastest Section Time (Section)	0:10.83 (1400m)
Top Speed [km/h] (Section)	67.3 (1400m)
Race State	Finished



Eagle Farm QLD Professional

Race 8: MORETON HIRE BENCHMARK 78 Handicap - 1600m

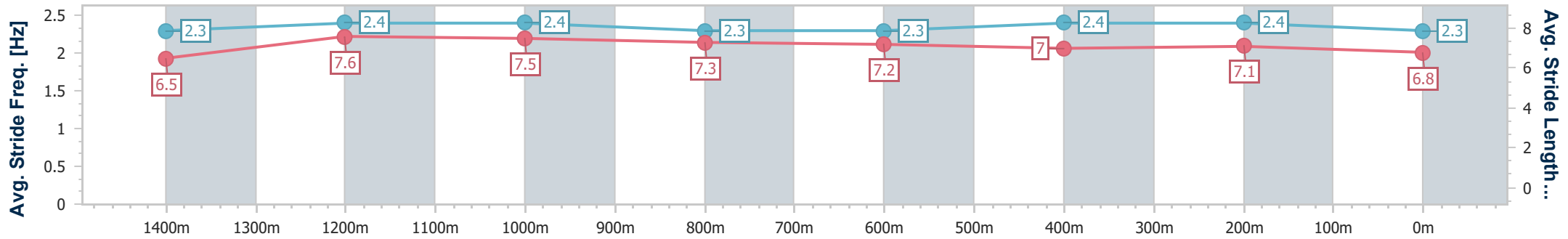
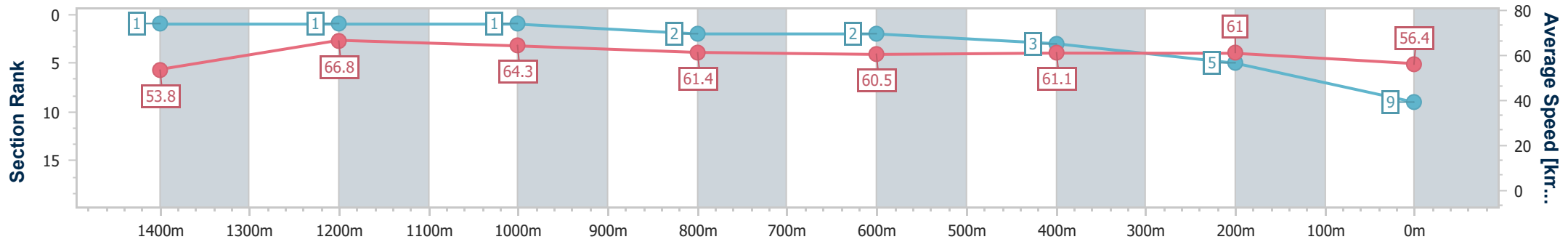
18 January 2025 - 16:29

Track Rating: Good 4, Weather: Overcast, Rail Position: +1m Entire



BRISBANE RACING CLUB

Section	Overall	1400m	1200m	1000m	800m	600m	400m	200m
Section Times	1:35.61 [9] (0:13.44)	1:22.17 [1] (0:10.83)	1:11.34 [1] (0:11.19)	1:00.15 [1] (0:11.72)	0:48.43 [2] (0:11.89)	0:36.54 [2] (0:11.88)	0:24.66 [3] (0:11.82)	0:12.84 [5] (0:12.84)
Average Speed [km/h]	53.8	66.8	64.3	61.4	60.5	61.1	61.0	56.4
Top Speed [km/h]	67.0	67.3	66.3	62.9	61.3	63.3	63.6	58.2
Avg. Dist. to Rail [m]	9.5	1.0	0.4	0.1	0.2	1.9	5.7	4.6
Avg. Stride Freq. [Hz]	2.3	2.4	2.4	2.3	2.3	2.4	2.4	2.3
Avg. Stride Length [m]	6.5	7.6	7.5	7.3	7.2	7.0	7.1	6.8



- [] Ranking at each section and finish
- .-.-.- No data available at this section
- NA No data available



Horse/Jockey Name	Treporti
Final Rank	10
Fastest Section Time (Section)	0:10.88 (1400m)
Top Speed [km/h] (Section)	67.9 (1400m)
Race State	Finished



Eagle Farm QLD Professional

Race 8: MORETON HIRE BENCHMARK 78 Handicap - 1600m

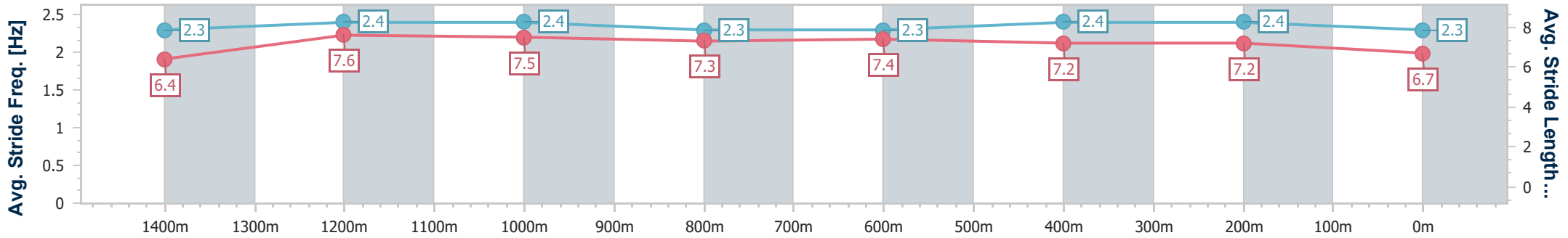
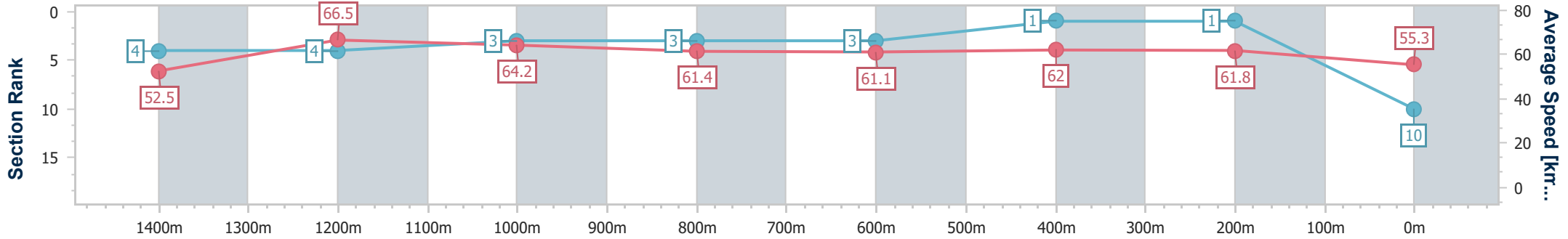
18 January 2025 - 16:29

Track Rating: Good 4, Weather: Overcast, Rail Position: +1m Entire



BRISBANE RACING CLUB

Section	Overall	1400m	1200m	1000m	800m	600m	400m	200m
Section Times	1:35.66 [10] (0:13.72)	1:21.94 [4] (0:10.88)	1:11.06 [4] (0:11.21)	0:59.85 [3] (0:11.70)	0:48.15 [3] (0:11.78)	0:36.37 [3] (0:11.57)	0:24.80 [1] (0:11.68)	0:13.12 [1] (0:13.12)
Average Speed [km/h]	52.5	66.5	64.2	61.4	61.1	62.0	61.8	55.3
Top Speed [km/h]	67.6	67.9	65.1	62.6	62.0	63.5	63.3	58.2
Avg. Dist. to Rail [m]	10.3	2.9	2.4	0.5	0.9	1.0	5.3	7.6
Avg. Stride Freq. [Hz]	2.3	2.4	2.4	2.3	2.3	2.4	2.4	2.3
Avg. Stride Length [m]	6.4	7.6	7.5	7.3	7.4	7.2	7.2	6.7



- [] Ranking at each section and finish
- .-.- No data available at this section
- NA No data available



Horse/Jockey Name	Coup De Tonnerre
Final Rank	11
Fastest Section Time (Section)	0:11.22 (1400m)
Top Speed [km/h] (Section)	67.1 (Overall)
Race State	Finished



Eagle Farm QLD Professional

Race 8: MORETON HIRE BENCHMARK 78 Handicap - 1600m

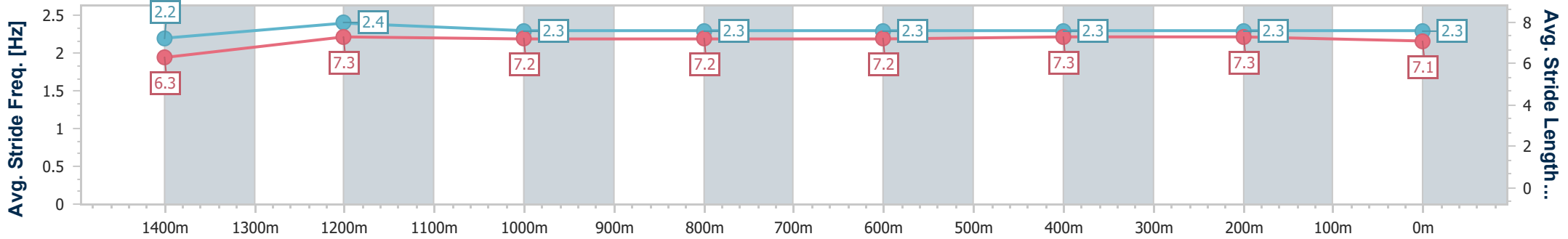
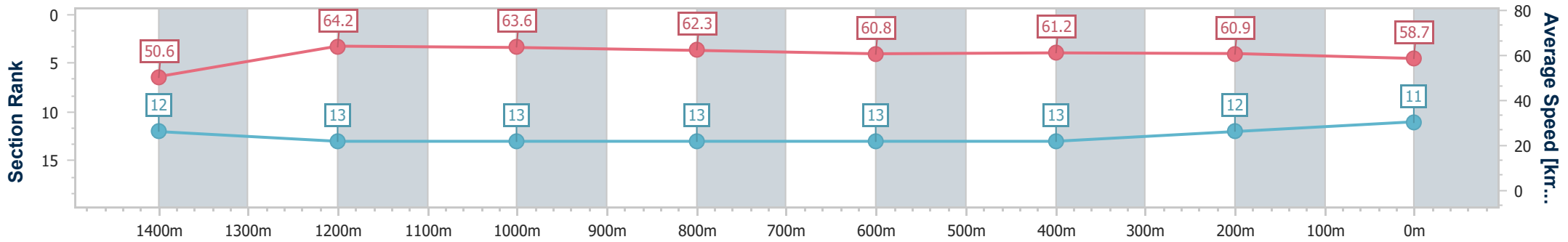
18 January 2025 - 16:29

Track Rating: Good 4, Weather: Overcast, Rail Position: +1m Entire



BRISBANE RACING CLUB

Section	Overall	1400m	1200m	1000m	800m	600m	400m	200m
Section Times	1:36.11 [11] (0:14.28)	1:21.83 [12] (0:11.22)	1:10.61 [13] (0:11.33)	0:59.28 [13] (0:11.55)	0:47.73 [13] (0:11.86)	0:35.87 [13] (0:11.70)	0:24.17 [13] (0:11.82)	0:12.35 [12] (0:12.35)
Average Speed [km/h]	50.6	64.2	63.6	62.3	60.8	61.2	60.9	58.7
Top Speed [km/h]	67.1	67.0	64.1	62.8	61.7	61.5	61.6	60.2
Avg. Dist. to Rail [m]	11.3	1.8	1.1	0.3	0.6	0.9	3.1	2.9
Avg. Stride Freq. [Hz]	2.2	2.4	2.3	2.3	2.3	2.3	2.3	2.3
Avg. Stride Length [m]	6.3	7.3	7.2	7.2	7.2	7.3	7.3	7.1



- [] Ranking at each section and finish
- .-.- No data available at this section
- NA No data available



Horse/Jockey Name	Colleagues
Final Rank	12
Fastest Section Time (Section)	0:10.97 (1400m)
Top Speed [km/h] (Section)	67.4 (1400m)
Race State	Finished



Eagle Farm QLD Professional

Race 8: MORETON HIRE BENCHMARK 78 Handicap - 1600m

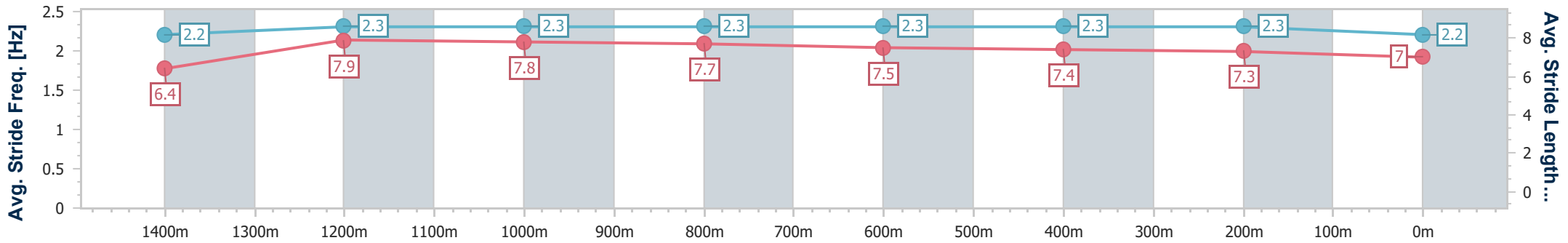
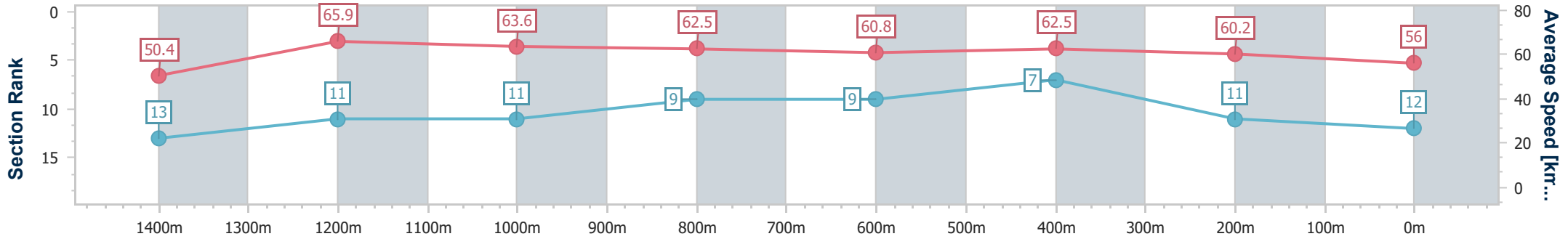
18 January 2025 - 16:29

Track Rating: Good 4, Weather: Overcast, Rail Position: +1m Entire



BRISBANE RACING CLUB

Section	Overall	1400m	1200m	1000m	800m	600m	400m	200m
Section Times	1:36.42 [12] (0:14.32)	1:22.10 [13] (0:10.97)	1:11.13 [11] (0:11.29)	0:59.84 [11] (0:11.52)	0:48.32 [9] (0:11.79)	0:36.53 [9] (0:11.59)	0:24.94 [7] (0:11.98)	0:12.96 [11] (0:12.96)
Average Speed [km/h]	50.4	65.9	63.6	62.5	60.8	62.5	60.2	56.0
Top Speed [km/h]	66.5	67.4	64.8	63.2	62.2	64.8	62.1	57.7
Avg. Dist. to Rail [m]	8.9	0.9	1.4	0.4	0.5	1.4	5.3	6.0
Avg. Stride Freq. [Hz]	2.2	2.3	2.3	2.3	2.3	2.3	2.3	2.2
Avg. Stride Length [m]	6.4	7.9	7.8	7.7	7.5	7.4	7.3	7.0



- [] Ranking at each section and finish
- .-.- No data available at this section
- NA No data available



Horse/Jockey Name	Damiani
Final Rank	13
Fastest Section Time (Section)	0:10.91 (1400m)
Top Speed [km/h] (Section)	67.5 (Overall)
Race State	Finished



Eagle Farm QLD Professional

Race 8: MORETON HIRE BENCHMARK 78 Handicap - 1600m

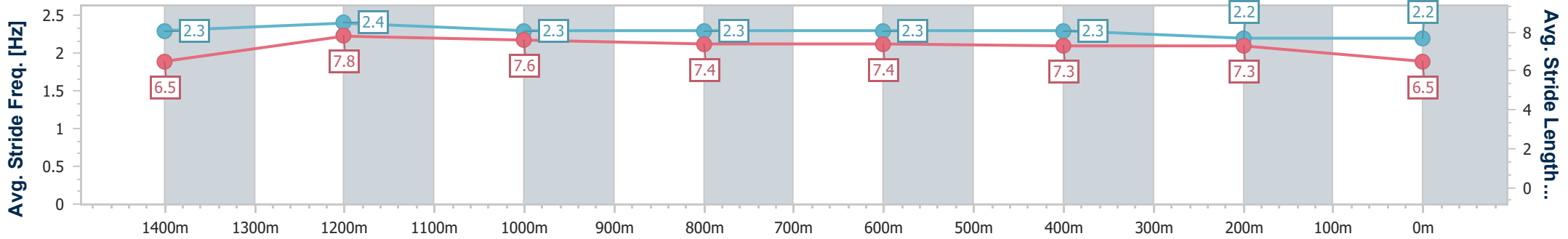
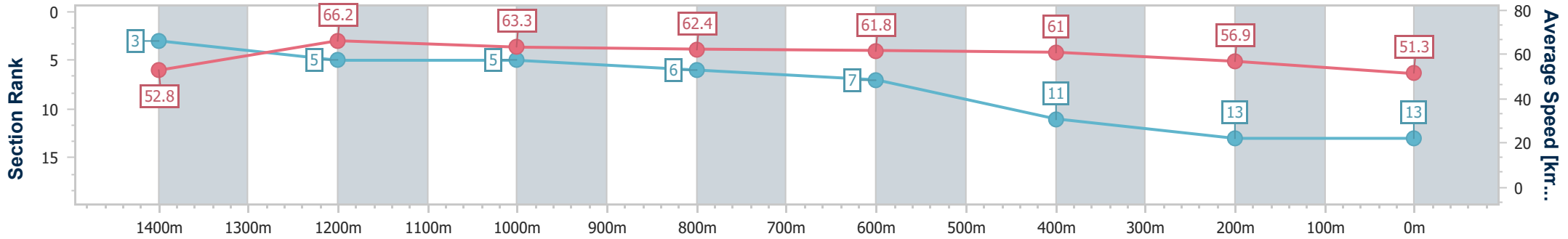
18 January 2025 - 16:29

Track Rating: Good 4, Weather: Overcast, Rail Position: +1m Entire



BRISBANE RACING CLUB

Section	Overall	1400m	1200m	1000m	800m	600m	400m	200m
Section Times	1:38.56 [13] (0:13.71)	1:24.85 [3] (0:10.91)	1:13.94 [5] (0:11.35)	1:02.59 [5] (0:11.86)	0:50.73 [6] (0:11.88)	0:38.85 [7] (0:12.09)	0:26.76 [11] (0:12.65)	0:14.11 [13] (0:14.11)
Average Speed [km/h]	52.8	66.2	63.3	62.4	61.8	61.0	56.9	51.3
Top Speed [km/h]	67.5	67.1	65.3	62.9	62.6	62.4	59.1	54.4
Avg. Dist. to Rail [m]	13.1	3.2	4.3	4.9	4.4	4.6	9.9	10.7
Avg. Stride Freq. [Hz]	2.3	2.4	2.3	2.3	2.3	2.3	2.2	2.2
Avg. Stride Length [m]	6.5	7.8	7.6	7.4	7.4	7.3	7.3	6.5



- [] Ranking at each section and finish
- .-.- No data available at this section
- NA No data available



Eagle Farm QLD Professional

Race 9: GIRLS DAY OUT 1 MARCH Class 6 Plate - 1400m

18 January 2025 - 17:06



BRISBANE
RACING CLUB

Track Rating: Good 4, Weather: Overcast, Rail Position: +1m Entire

Section												Last 600m				
Field Times		Overall	1200m	1000m	800m	600m	400m						0:34.87			
		1:22.49 (0:13.74)	1:08.75 (0:10.79)	0:57.96 (0:11.39)	0:46.57 (0:11.70)	0:34.87 (0:11.40)	0:23.47 (0:11.21)									
Rank	TAB	Horse/Jockey	Barrier	Top Speed [km/h]	Fastest Section											Distance Travelled [m]
1	1	GOLDEN DECADE Cody Collis	6	68.4 1200m	0:10.73 1200m	1:22.49 [1] (0:13.80)	1:08.69 [3] (0:10.73)	0:57.96 [1] (0:11.39)	0:46.57 [2] (0:11.71)	0:34.86 [2] (0:11.39)	0:23.47 [1] (0:11.21)	0:34.86				
2	12	DREAM HOUR Andrew Mallyon	7	67.5 1200m	0:11.02 400m	1:22.50 [2] (0:14.29)	1:08.21 [7] (0:11.03)	0:57.18 [7] (0:11.53)	0:45.65 [9] (0:11.70)	0:33.95 [9] (0:11.19)	0:22.76 [9] (0:11.02)	0:33.95	-4			
3	16	ADIELLA Justin Stanley	2	67.5 1200m	0:10.88 1200m	1:22.59 [3] (0:13.74)	1:08.85 [2] (0:10.88)	0:57.97 [2] (0:11.30)	0:46.67 [1] (0:11.70)	0:34.97 [1] (0:11.46)	0:23.51 [2] (0:11.32)	0:34.97	-7			
4	15	ZOOLOGY Kyle Wilson-Taylor	11	67.6 1200m	0:10.88 1200m	1:22.69 [4] (0:14.11)	1:08.58 [6] (0:10.88)	0:57.70 [5] (0:11.49)	0:46.21 [5] (0:11.66)	0:34.55 [6] (0:11.39)	0:23.16 [6] (0:11.10)	0:34.55	-1			
5	8	THE INFLECTOR Cejay Graham	5	66.9 1200m	0:10.94 1200m	1:22.70 [5] (0:13.74)	1:08.96 [1] (0:10.94)	0:58.02 [3] (0:11.39)	0:46.63 [3] (0:11.72)	0:34.91 [4] (0:11.52)	0:23.39 [5] (0:11.21)	0:34.91	-1			
6	10	CUNNAMULLA FELLA Vlad Duric	8	68.3 400m	0:10.76 400m	1:22.72 [6] (0:14.61)	1:08.11 [10] (0:11.08)	0:57.03 [10] (0:11.42)	0:45.61 [11] (0:11.71)	0:33.90 [11] (0:11.24)	0:22.66 [11] (0:10.76)	0:33.90	-4			
7	11	DEEP RESPECT James Orman	12	68.4 400m	0:10.99 1200m	1:23.06 [7] (0:14.71)	1:08.35 [11] (0:10.99)	0:57.36 [11] (0:11.37)	0:45.99 [10] (0:11.71)	0:34.28 [10] (0:11.26)	0:23.02 [10] (0:10.99)	0:34.28	-1			
8	2	THE DROVER Sean Cormack	9	66.6 1200m	0:11.04 1200m	1:23.07 [8] (0:14.29)	1:08.78 [8] (0:11.04)	0:57.74 [9] (0:11.41)	0:46.33 [8] (0:11.65)	0:34.68 [8] (0:11.35)	0:23.33 [8] (0:11.23)	0:34.68	+1			
9	4	BATTLEFIELD Robbie Dolan	3	67.4 1200m	0:10.90 1200m	1:23.31 [9] (0:14.43)	1:08.88 [9] (0:10.90)	0:57.98 [8] (0:11.30)	0:46.68 [7] (0:11.45)	0:35.23 [5] (0:11.22)	0:24.01 [4] (0:11.34)	0:35.23	-8			
10	7	TENZING Angela Jones	10	67.0 1200m	0:10.98 1200m	1:23.48 [10] (0:14.87)	1:08.61 [12] (0:10.98)	0:57.63 [12] (0:11.38)	0:46.25 [12] (0:11.62)	0:34.63 [12] (0:11.25)	0:23.38 [12] (0:11.16)	0:34.63	+0			

Scratched: Black Duke (#5), Space Tracker (#6), Weigall Tiger (#9), Prime Asset (#19), Most Dazzling (#20), Torabella (#13), Our Magnus (#17), Lord Of Biscay (#18)

[] Ranking at each section and finish
 -:-:- No data available at this section
 NA No data available

SCN Saddle cloth number
 DNF Did not finish
 DNT Did not track



Eagle Farm QLD Professional

Race 9: GIRLS DAY OUT 1 MARCH Class 6 Plate - 1400m

18 January 2025 - 17:06



BRISBANE
RACING CLUB

Track Rating: Good 4, Weather: Overcast, Rail Position: +1m Entire

Section	Overall	1200m	1000m	800m	600m	400m	Last 600m
Field Times	1:22.49 (0:13.74)	1:08.75 (0:10.79)	0:57.96 (0:11.39)	0:46.57 (0:11.70)	0:34.87 (0:11.40)	0:23.47 (0:11.21)	0:34.87

Rank	TAB	Horse/Jockey	Barrier	Top Speed [km/h]	Fastest Section	Overall	1200m	1000m	800m	600m	400m	Last 600m	Distance Travelled [m]
11	3	ATLANTIC OCEAN	4	66.9	0:11.09	1:23.51 [11]	1:09.48 [5]	0:58.39 [6]	0:46.92 [6]	0:35.20 [7]	0:23.85 [7]	0:35.20	-2
		Bailey Wheeler		1200m	1200m	(0:14.03)	(0:11.09)	(0:11.47)	(0:11.72)	(0:11.35)	(0:11.26)		
12	14	IVAN'S HERO	1	66.5	0:10.95	1:23.66 [12]	1:09.64 [4]	0:58.69 [4]	0:47.41 [4]	0:35.89 [3]	0:24.45 [3]	0:35.89	-8
		Damien Thornton		1200m	1200m	(0:14.02)	(0:10.95)	(0:11.28)	(0:11.52)	(0:11.44)	(0:11.57)		

Scratched: Black Duke (#5), Space Tracker (#6), Weigall Tiger (#9), Prime Asset (#19), Most Dazzling (#20), Torabella (#13), Our Magnus (#17), Lord Of Biscay (#18)



Eagle Farm QLD Professional

Race 9: GIRLS DAY OUT 1 MARCH Class 6 Plate - 1400m

18 January 2025 - 17:06



BRISBANE
RACING CLUB

Track Rating: Good 4, Weather: Overcast, Rail Position: +1m Entire

Section							200m			Last 600m
Field Times							0:12.26			0:34.87
Rank	TAB	Horse/Jockey	Barrier	Top Speed [km/h]	Fastest Section	Margin				Distance Travelled [m]
1	1	GOLDEN DECADE Cody Collis	6	68.4 1200m	0:10.73 1200m	0:12.26 [1] (0:12.26)	1:22.49		0:34.86	
2	12	DREAM HOUR Andrew Mallyon	7	67.5 1200m	0:11.02 400m	0:11.74 [6] (0:11.74)	0.03L		0:33.95	-4
3	16	ADIELLA Justin Stanley	2	67.5 1200m	0:10.88 1200m	0:12.19 [2] (0:12.19)	0.59L		0:34.97	-7
4	15	ZOOLOGY Kyle Wilson-Taylor	11	67.6 1200m	0:10.88 1200m	0:12.06 [4] (0:12.06)	1.16L		0:34.55	-1
5	8	THE INFLECTOR Cejay Graham	5	66.9 1200m	0:10.94 1200m	0:12.18 [3] (0:12.18)	1.24L		0:34.91	-1
6	10	CUNNAMULLA FELLA Vlad Duric	8	68.3 400m	0:10.76 400m	0:11.90 [8] (0:11.90)	1.34L		0:33.90	-4
7	11	DEEP RESPECT James Orman	12	68.4 400m	0:10.99 1200m	0:12.03 [11] (0:12.03)	3.34L		0:34.28	-1
8	2	THE DROVER Sean Cormack	9	66.6 1200m	0:11.04 1200m	0:12.10 [10] (0:12.10)	3.38L		0:34.68	+1
9	4	BATTLEFIELD Robbie Dolan	3	67.4 1200m	0:10.90 1200m	0:12.67 [5] (0:12.67)	4.82L		0:35.23	-8
10	7	TENZING Angela Jones	10	67.0 1200m	0:10.98 1200m	0:12.22 [12] (0:12.22)	5.8L		0:34.63	+0

Scratched: Black Duke (#5), Space Tracker (#6), Weigall Tiger (#9), Prime Asset (#19), Most Dazzling (#20), Torabella (#13), Our Magnus (#17), Lord Of Biscay (#18)

[] Ranking at each section and finish
 -:-:- No data available at this section
 NA No data available

SCN Saddle cloth number
 DNF Did not finish
 DNT Did not track



Eagle Farm QLD Professional

Race 9: GIRLS DAY OUT 1 MARCH Class 6 Plate - 1400m

18 January 2025 - 17:06



BRISBANE
RACING CLUB

Track Rating: Good 4, Weather: Overcast, Rail Position: +1m Entire

Section							200m			Last 600m
Field Times							0:12.26 (0:12.26)			0:34.87
Rank	TAB	Horse/Jockey	Barrier	Top Speed [km/h]	Fastest Section	Margin			Distance Travelled [m]	
11	3	ATLANTIC OCEAN	4	66.9	0:11.09	0:12.59 [9]	6.01L		0:35.20	-2
		Bailey Wheeler		1200m	1200m	(0:12.59)				
12	14	IVAN'S HERO	1	66.5	0:10.95	0:12.88 [7]	6.87L		0:35.89	-8
		Damien Thornton		1200m	1200m	(0:12.88)				

Scratched: Black Duke (#5), Space Tracker (#6), Weigall Tiger (#9), Prime Asset (#19), Most Dazzling (#20), Torabella (#13), Our Magnus (#17), Lord Of Biscay (#18)



Horse/Jockey Name	Golden Decade
Final Rank	1
Fastest Section Time (Section)	0:10.73 (1200m)
Top Speed [km/h] (Section)	68.4 (1200m)
Race State	Finished



Eagle Farm QLD Professional

Race 9: GIRLS DAY OUT 1 MARCH Class 6 Plate - 1400m

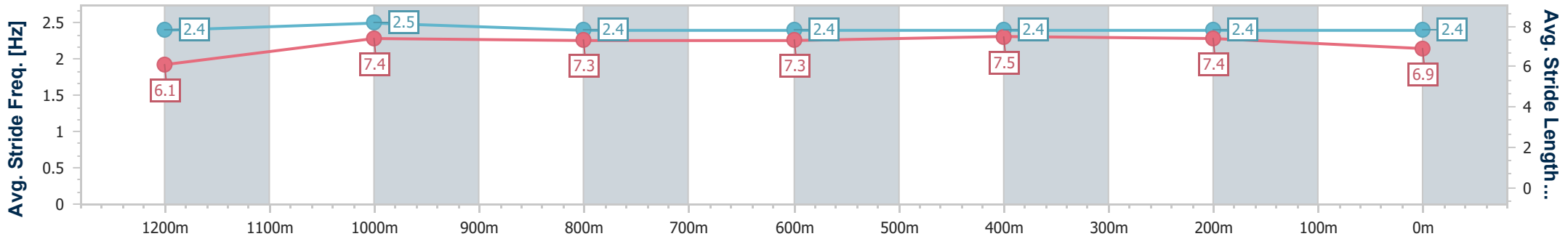
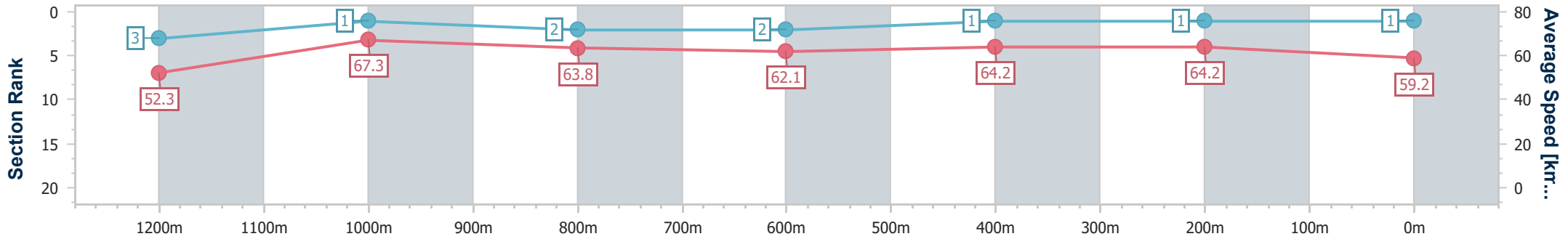
18 January 2025 - 17:06

Track Rating: Good 4, Weather: Overcast, Rail Position: +1m Entire



BRISBANE RACING CLUB

Section	Overall	1200m	1000m	800m	600m	400m	200m
Section Times	1:22.49 [1] (0:13.80)	1:08.69 [3] (0:10.73)	0:57.96 [1] (0:11.39)	0:46.57 [2] (0:11.71)	0:34.86 [2] (0:11.39)	0:23.47 [1] (0:11.21)	0:12.26 [1] (0:12.26)
Average Speed [km/h]	52.3	67.3	63.8	62.1	64.2	64.2	59.2
Top Speed [km/h]	66.7	68.4	64.5	63.2	65.3	65.5	62.1
Avg. Dist. to Rail [m]	6.8	4.2	2.4	2.0	3.3	10.1	10.4
Avg. Stride Freq. [Hz]	2.4	2.5	2.4	2.4	2.4	2.4	2.4
Avg. Stride Length [m]	6.1	7.4	7.3	7.3	7.5	7.4	6.9



- [] Ranking at each section and finish
- .-.- No data available at this section
- NA No data available



Horse/Jockey Name	Dream Hour
Final Rank	2
Fastest Section Time (Section)	0:11.02 (400m)
Top Speed [km/h] (Section)	67.5 (1200m)
Race State	Finished



Eagle Farm QLD Professional

Race 9: GIRLS DAY OUT 1 MARCH Class 6 Plate - 1400m

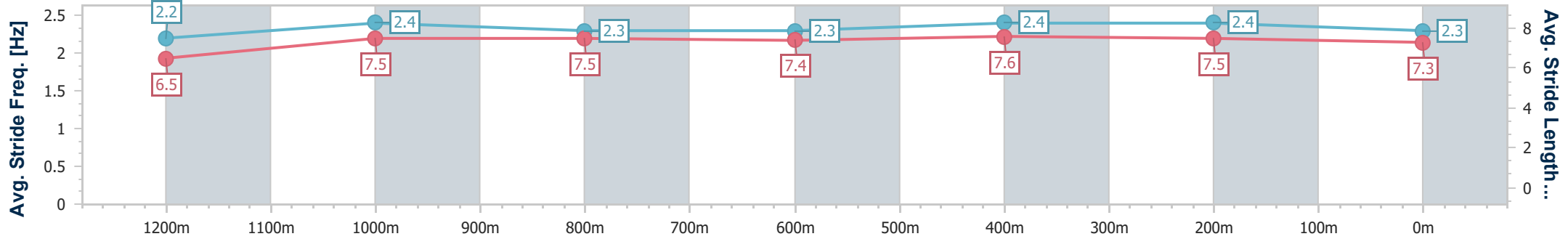
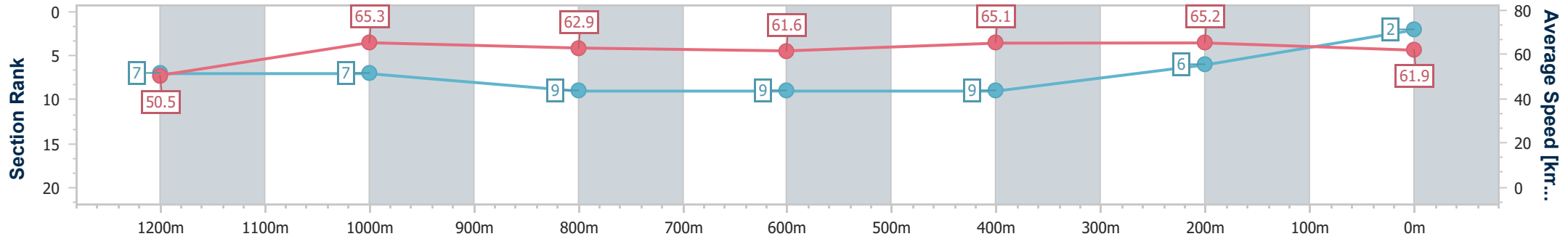
18 January 2025 - 17:06

Track Rating: Good 4, Weather: Overcast, Rail Position: +1m Entire



BRISBANE RACING CLUB

Section	Overall	1200m	1000m	800m	600m	400m	200m
Section Times	1:22.50 [2] (0:14.29)	1:08.21 [7] (0:11.03)	0:57.18 [7] (0:11.53)	0:45.65 [9] (0:11.70)	0:33.95 [9] (0:11.19)	0:22.76 [9] (0:11.02)	0:11.74 [6] (0:11.74)
Average Speed [km/h]	50.5	65.3	62.9	61.6	65.1	65.2	61.9
Top Speed [km/h]	65.0	67.5	64.2	62.9	66.1	66.4	63.9
Avg. Dist. to Rail [m]	5.2	2.4	1.2	0.5	1.8	5.8	5.3
Avg. Stride Freq. [Hz]	2.2	2.4	2.3	2.3	2.4	2.4	2.3
Avg. Stride Length [m]	6.5	7.5	7.5	7.4	7.6	7.5	7.3



- [] Ranking at each section and finish
- .-.- No data available at this section
- NA No data available



Horse/Jockey Name	Adiella
Final Rank	3
Fastest Section Time (Section)	0:10.88 (1200m)
Top Speed [km/h] (Section)	67.5 (1200m)
Race State	Finished



Eagle Farm QLD Professional

Race 9: GIRLS DAY OUT 1 MARCH Class 6 Plate - 1400m

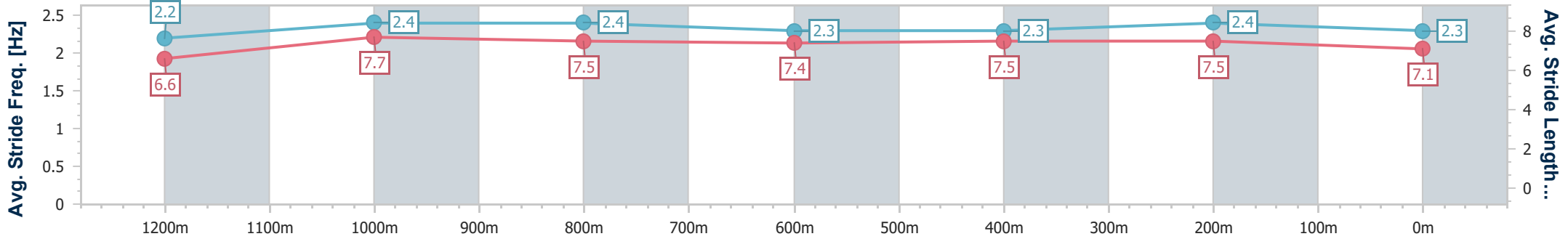
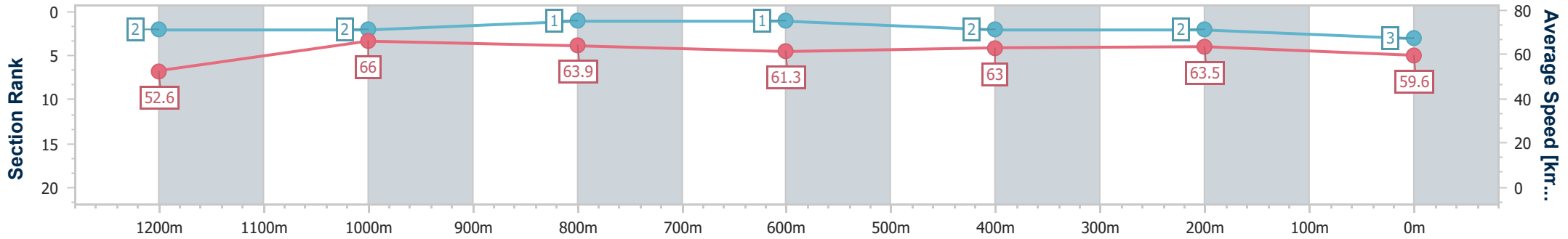
18 January 2025 - 17:06

Track Rating: Good 4, Weather: Overcast, Rail Position: +1m Entire



BRISBANE RACING CLUB

Section	Overall	1200m	1000m	800m	600m	400m	200m
Section Times	1:22.59 [3] (0:13.74)	1:08.85 [2] (0:10.88)	0:57.97 [2] (0:11.30)	0:46.67 [1] (0:11.70)	0:34.97 [1] (0:11.46)	0:23.51 [2] (0:11.32)	0:12.19 [2] (0:12.19)
Average Speed [km/h]	52.6	66.0	63.9	61.3	63.0	63.5	59.6
Top Speed [km/h]	64.9	67.5	66.6	62.4	64.8	65.1	61.5
Avg. Dist. to Rail [m]	2.9	1.5	0.7	0.8	1.3	6.6	8.2
Avg. Stride Freq. [Hz]	2.2	2.4	2.4	2.3	2.3	2.4	2.3
Avg. Stride Length [m]	6.6	7.7	7.5	7.4	7.5	7.5	7.1



- [] Ranking at each section and finish
- .-.- No data available at this section
- NA No data available



Horse/Jockey Name	Zoology
Final Rank	4
Fastest Section Time (Section)	0:10.88 (1200m)
Top Speed [km/h] (Section)	67.6 (1200m)
Race State	Finished



Eagle Farm QLD Professional

Race 9: GIRLS DAY OUT 1 MARCH Class 6 Plate - 1400m

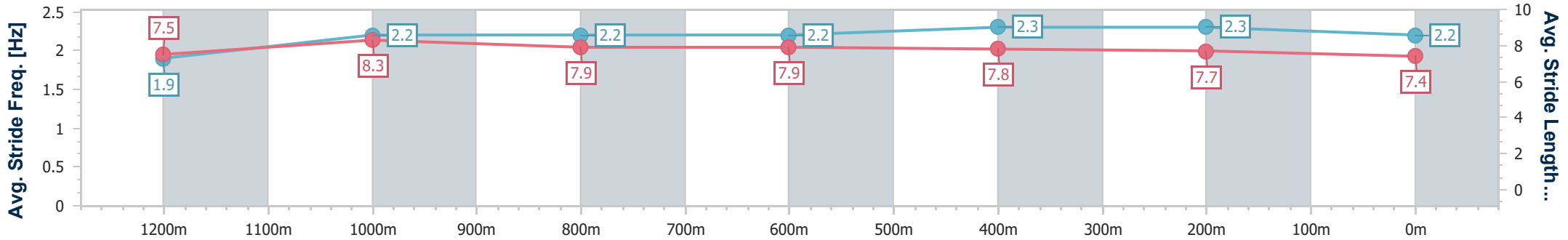
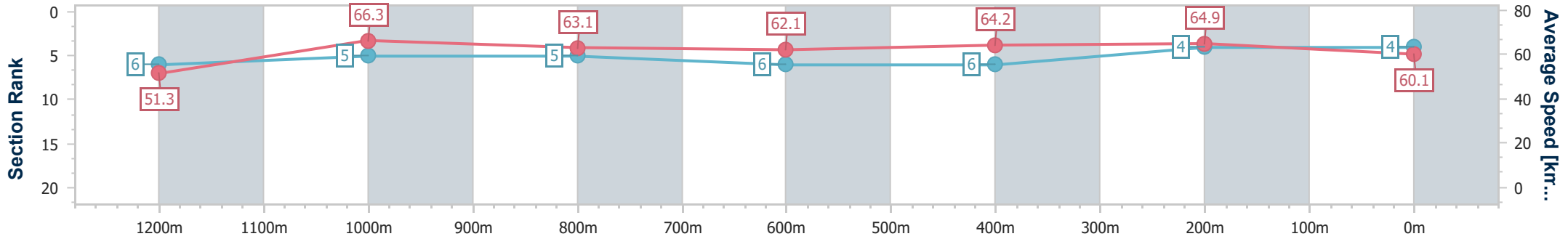
18 January 2025 - 17:06

Track Rating: Good 4, Weather: Overcast, Rail Position: +1m Entire



BRISBANE RACING CLUB

Section	Overall	1200m	1000m	800m	600m	400m	200m
Section Times	1:22.69 [4] (0:14.11)	1:08.58 [6] (0:10.88)	0:57.70 [5] (0:11.49)	0:46.21 [5] (0:11.66)	0:34.55 [6] (0:11.39)	0:23.16 [6] (0:11.10)	0:12.06 [4] (0:12.06)
Average Speed [km/h]	51.3	66.3	63.1	62.1	64.2	64.9	60.1
Top Speed [km/h]	65.0	67.6	65.0	63.2	66.4	66.8	62.3
Avg. Dist. to Rail [m]	9.5	4.6	1.8	0.5	3.3	11.3	11.9
Avg. Stride Freq. [Hz]	1.9	2.2	2.2	2.2	2.3	2.3	2.2
Avg. Stride Length [m]	7.5	8.3	7.9	7.9	7.8	7.7	7.4



- [] Ranking at each section and finish
- .-.- No data available at this section
- NA No data available



Horse/Jockey Name	The Inflictor
Final Rank	5
Fastest Section Time (Section)	0:10.94 (1200m)
Top Speed [km/h] (Section)	66.9 (1200m)
Race State	Finished



Eagle Farm QLD Professional

Race 9: GIRLS DAY OUT 1 MARCH Class 6 Plate - 1400m

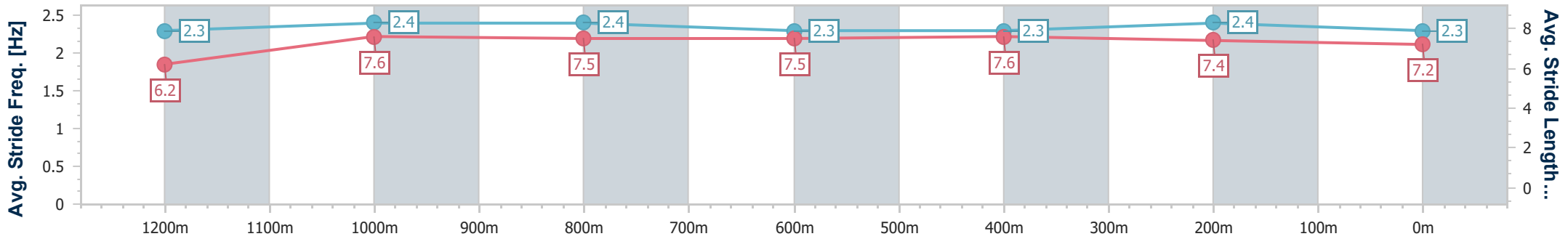
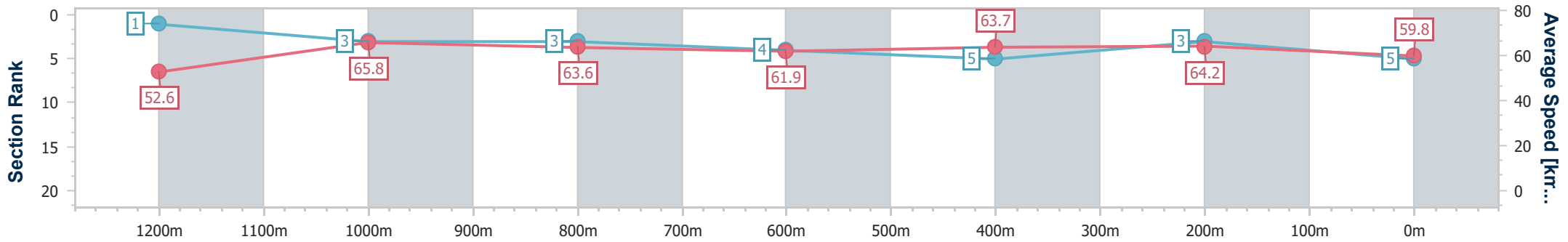
18 January 2025 - 17:06

Track Rating: Good 4, Weather: Overcast, Rail Position: +1m Entire



BRISBANE RACING CLUB

Section	Overall	1200m	1000m	800m	600m	400m	200m
Section Times	1:22.70 [5] (0:13.74)	1:08.96 [1] (0:10.94)	0:58.02 [3] (0:11.39)	0:46.63 [3] (0:11.72)	0:34.91 [4] (0:11.52)	0:23.39 [5] (0:11.21)	0:12.18 [3] (0:12.18)
Average Speed [km/h]	52.6	65.8	63.6	61.9	63.7	64.2	59.8
Top Speed [km/h]	65.8	66.9	64.9	62.4	65.7	66.2	61.7
Avg. Dist. to Rail [m]	5.2	0.8	1.2	1.5	4.0	9.2	10.1
Avg. Stride Freq. [Hz]	2.3	2.4	2.4	2.3	2.3	2.4	2.3
Avg. Stride Length [m]	6.2	7.6	7.5	7.5	7.6	7.4	7.2



- [] Ranking at each section and finish
- .-.- No data available at this section
- NA No data available



Horse/Jockey Name	Cunnamulla Fella
Final Rank	6
Fastest Section Time (Section)	0:10.76 (400m)
Top Speed [km/h] (Section)	68.3 (400m)
Race State	Finished



Eagle Farm QLD Professional

Race 9: GIRLS DAY OUT 1 MARCH Class 6 Plate - 1400m

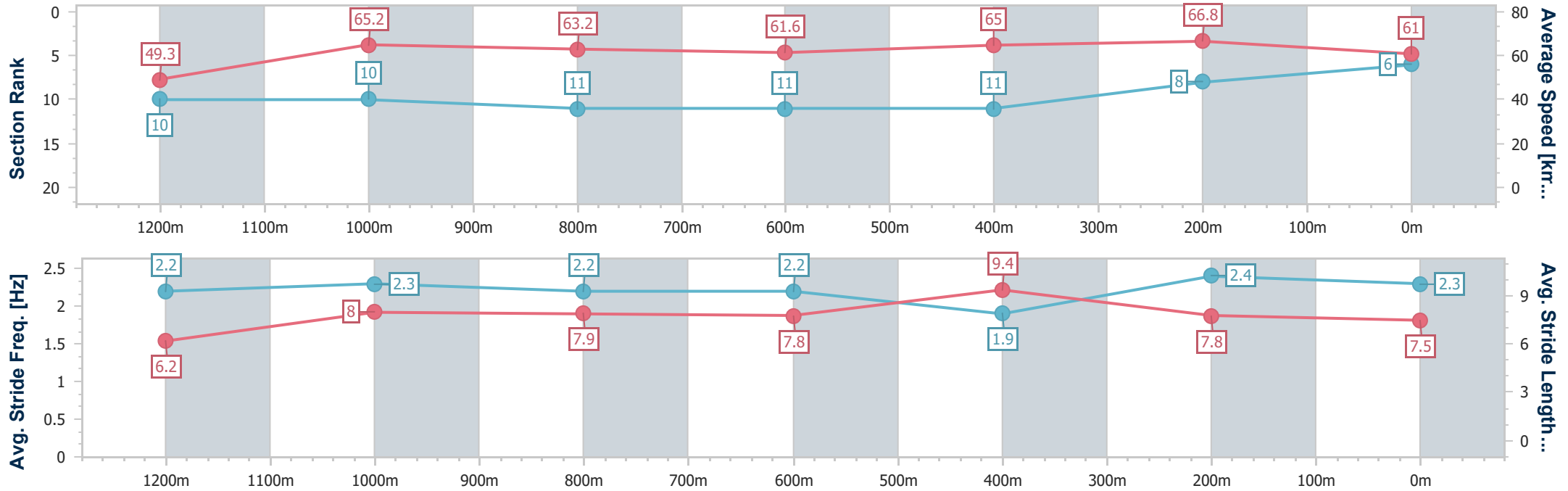
18 January 2025 - 17:06

Track Rating: Good 4, Weather: Overcast, Rail Position: +1m Entire



BRISBANE RACING CLUB

Section	Overall	1200m	1000m	800m	600m	400m	200m
Section Times	1:22.72 [6] (0:14.61)	1:08.11 [10] (0:11.08)	0:57.03 [10] (0:11.42)	0:45.61 [11] (0:11.71)	0:33.90 [11] (0:11.24)	0:22.66 [11] (0:10.76)	0:11.90 [8] (0:11.90)
Average Speed [km/h]	49.3	65.2	63.2	61.6	65.0	66.8	61.0
Top Speed [km/h]	63.5	66.1	64.9	63.3	67.7	68.3	65.6
Avg. Dist. to Rail [m]	4.9	1.6	0.6	0.7	2.8	6.8	7.1
Avg. Stride Freq. [Hz]	2.2	2.3	2.2	2.2	1.9	2.4	2.3
Avg. Stride Length [m]	6.2	8.0	7.9	7.8	9.4	7.8	7.5



- [] Ranking at each section and finish
- .-.- No data available at this section
- NA No data available



Horse/Jockey Name	Deep Respect
Final Rank	7
Fastest Section Time (Section)	0:10.99 (1200m)
Top Speed [km/h] (Section)	68.4 (400m)
Race State	Finished



Eagle Farm QLD Professional

Race 9: GIRLS DAY OUT 1 MARCH Class 6 Plate - 1400m

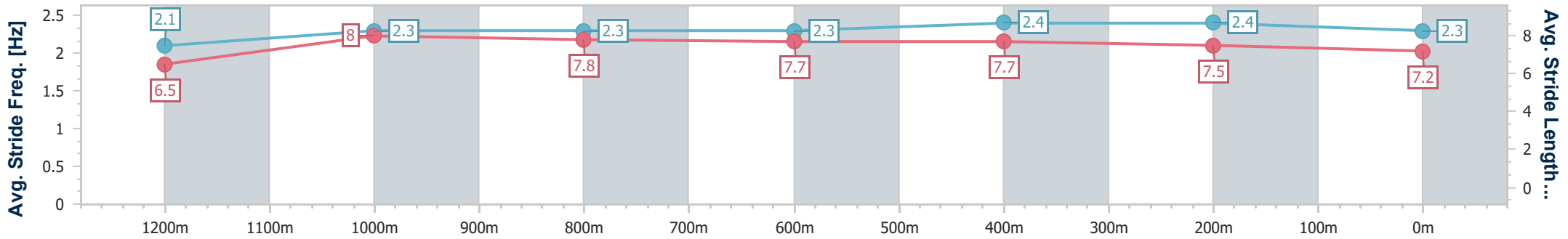
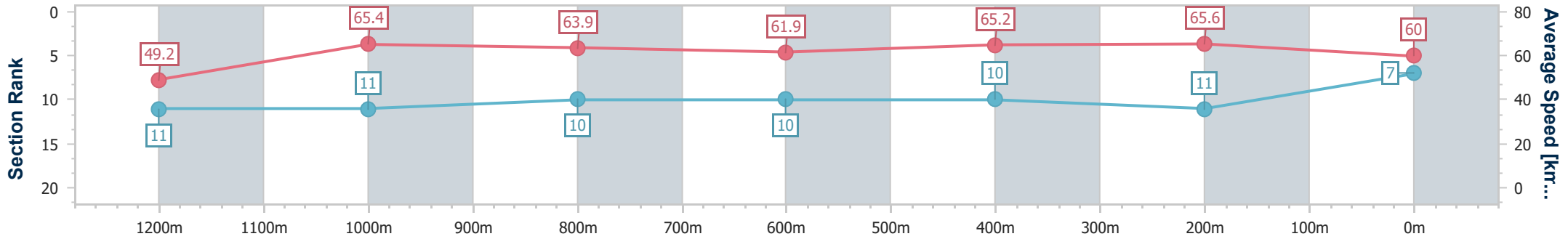
18 January 2025 - 17:06

Track Rating: Good 4, Weather: Overcast, Rail Position: +1m Entire



BRISBANE RACING CLUB

Section	Overall	1200m	1000m	800m	600m	400m	200m
Section Times	1:23.06 [7] (0:14.71)	1:08.35 [11] (0:10.99)	0:57.36 [11] (0:11.37)	0:45.99 [10] (0:11.71)	0:34.28 [10] (0:11.26)	0:23.02 [10] (0:10.99)	0:12.03 [11] (0:12.03)
Average Speed [km/h]	49.2	65.4	63.9	61.9	65.2	65.6	60.0
Top Speed [km/h]	62.1	66.9	66.1	63.8	67.8	68.4	63.1
Avg. Dist. to Rail [m]	8.7	3.3	1.8	1.3	4.1	11.7	12.6
Avg. Stride Freq. [Hz]	2.1	2.3	2.3	2.3	2.4	2.4	2.3
Avg. Stride Length [m]	6.5	8.0	7.8	7.7	7.7	7.5	7.2



- [] Ranking at each section and finish
- .-.- No data available at this section
- NA No data available



Horse/Jockey Name	The Drover
Final Rank	8
Fastest Section Time (Section)	0:11.04 (1200m)
Top Speed [km/h] (Section)	66.6 (1200m)
Race State	Finished



Eagle Farm QLD Professional

Race 9: GIRLS DAY OUT 1 MARCH Class 6 Plate - 1400m

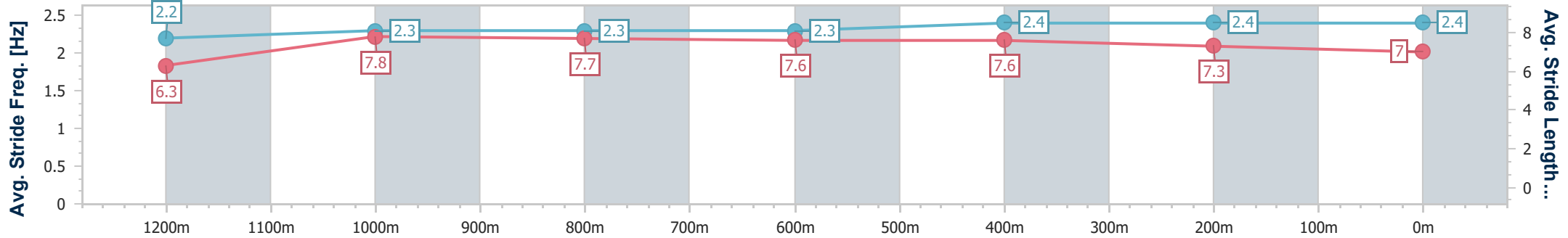
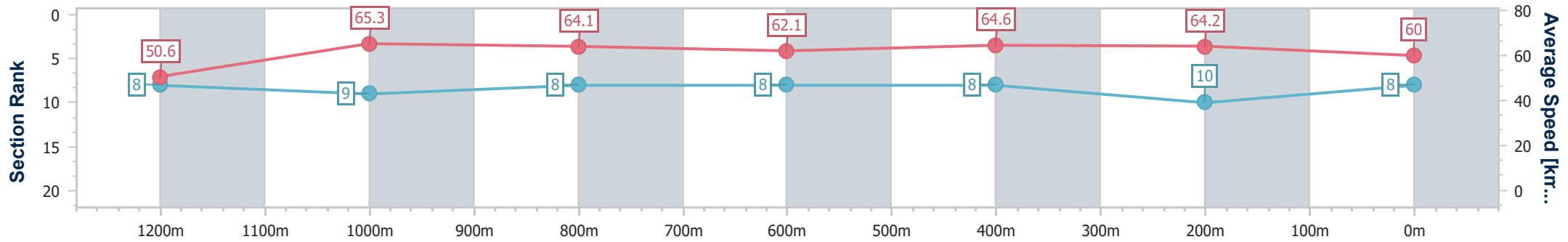
18 January 2025 - 17:06

Track Rating: Good 4, Weather: Overcast, Rail Position: +1m Entire



BRISBANE RACING CLUB

Section	Overall	1200m	1000m	800m	600m	400m	200m
Section Times	1:23.07 [8] (0:14.29)	1:08.78 [8] (0:11.04)	0:57.74 [9] (0:11.41)	0:46.33 [8] (0:11.65)	0:34.68 [8] (0:11.35)	0:23.33 [8] (0:11.23)	0:12.10 [10] (0:12.10)
Average Speed [km/h]	50.6	65.3	64.1	62.1	64.6	64.2	60.0
Top Speed [km/h]	64.0	66.6	65.6	63.0	66.2	65.9	61.5
Avg. Dist. to Rail [m]	8.1	4.1	2.5	1.3	4.0	10.4	10.5
Avg. Stride Freq. [Hz]	2.2	2.3	2.3	2.3	2.4	2.4	2.4
Avg. Stride Length [m]	6.3	7.8	7.7	7.6	7.6	7.3	7.0



- [] Ranking at each section and finish
- .-.- No data available at this section
- NA No data available



Horse/Jockey Name	Battlefield
Final Rank	9
Fastest Section Time (Section)	0:10.90 (1200m)
Top Speed [km/h] (Section)	67.4 (1200m)
Race State	Finished



Eagle Farm QLD Professional

Race 9: GIRLS DAY OUT 1 MARCH Class 6 Plate - 1400m

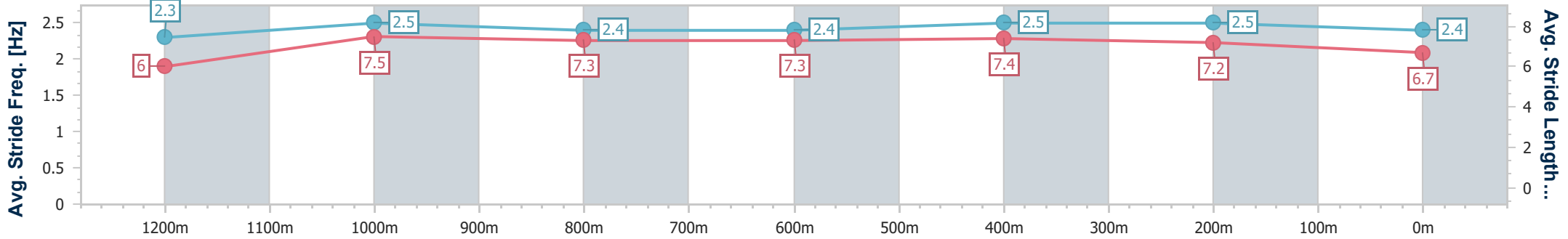
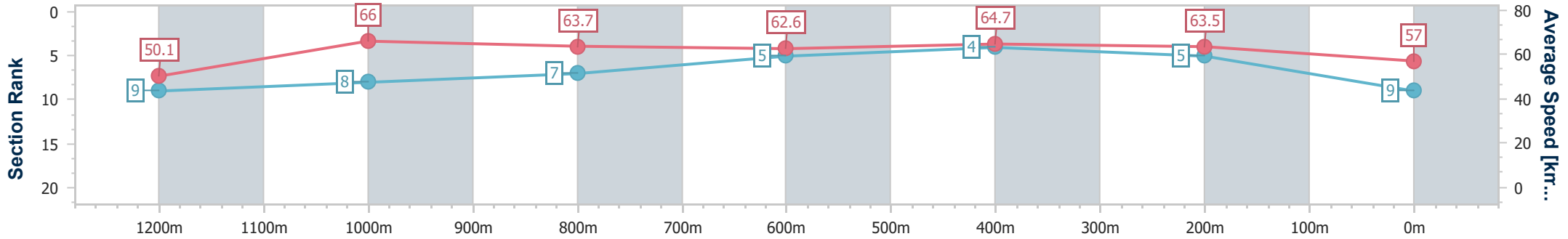
18 January 2025 - 17:06

Track Rating: Good 4, Weather: Overcast, Rail Position: +1m Entire



BRISBANE RACING CLUB

Section	Overall	1200m	1000m	800m	600m	400m	200m
Section Times	1:23.31 [9] (0:14.43)	1:08.88 [9] (0:10.90)	0:57.98 [8] (0:11.30)	0:46.68 [7] (0:11.45)	0:35.23 [5] (0:11.22)	0:24.01 [4] (0:11.34)	0:12.67 [5] (0:12.67)
Average Speed [km/h]	50.1	66.0	63.7	62.6	64.7	63.5	57.0
Top Speed [km/h]	63.6	67.4	66.4	64.8	66.6	66.2	60.5
Avg. Dist. to Rail [m]	3.2	0.8	0.5	0.6	1.5	8.4	10.1
Avg. Stride Freq. [Hz]	2.3	2.5	2.4	2.4	2.5	2.5	2.4
Avg. Stride Length [m]	6.0	7.5	7.3	7.3	7.4	7.2	6.7



- [] Ranking at each section and finish
- .-.- No data available at this section
- NA No data available



Horse/Jockey Name	Tenzing
Final Rank	10
Fastest Section Time (Section)	0:10.98 (1200m)
Top Speed [km/h] (Section)	67.0 (1200m)
Race State	Finished



Eagle Farm QLD Professional

Race 9: GIRLS DAY OUT 1 MARCH Class 6 Plate - 1400m

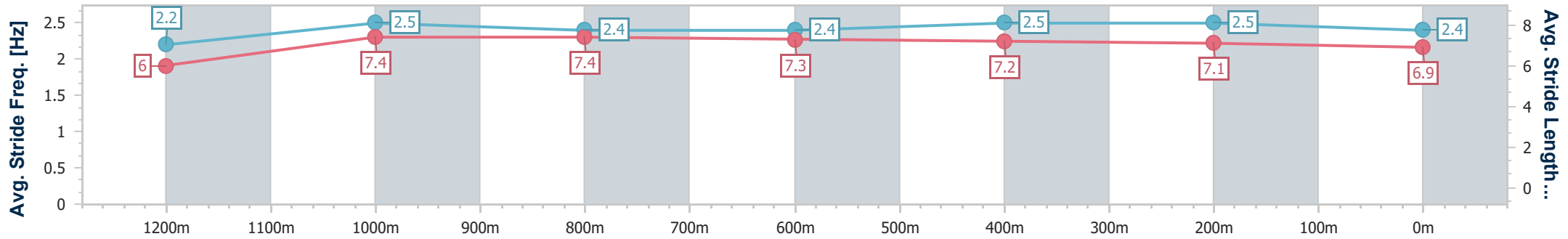
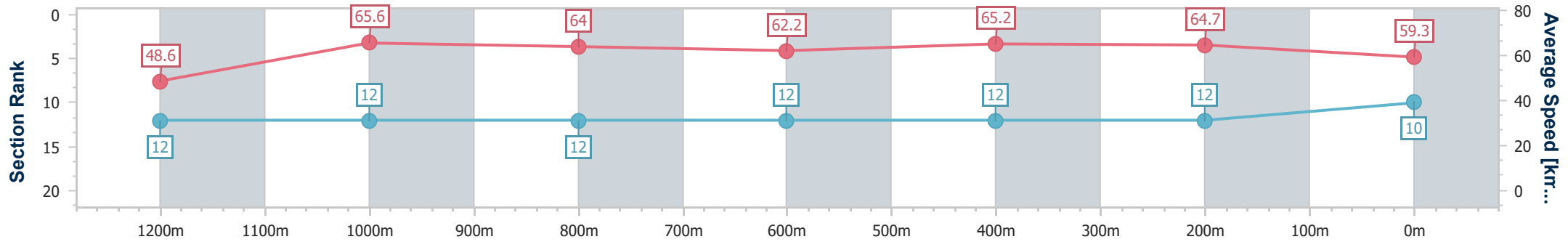
18 January 2025 - 17:06

Track Rating: Good 4, Weather: Overcast, Rail Position: +1m Entire



BRISBANE RACING CLUB

Section	Overall	1200m	1000m	800m	600m	400m	200m
Section Times	1:23.48 [10] (0:14.87)	1:08.61 [12] (0:10.98)	0:57.63 [12] (0:11.38)	0:46.25 [12] (0:11.62)	0:34.63 [12] (0:11.25)	0:23.38 [12] (0:11.16)	0:12.22 [12] (0:12.22)
Average Speed [km/h]	48.6	65.6	64.0	62.2	65.2	64.7	59.3
Top Speed [km/h]	62.2	67.0	65.7	64.2	66.4	66.7	62.8
Avg. Dist. to Rail [m]	7.2	2.1	1.9	0.8	4.1	14.5	15.2
Avg. Stride Freq. [Hz]	2.2	2.5	2.4	2.4	2.5	2.5	2.4
Avg. Stride Length [m]	6.0	7.4	7.4	7.3	7.2	7.1	6.9



- [] Ranking at each section and finish
- .-.- No data available at this section
- NA No data available



Horse/Jockey Name	Atlantic Ocean
Final Rank	11
Fastest Section Time (Section)	0:11.09 (1200m)
Top Speed [km/h] (Section)	66.9 (1200m)
Race State	Finished



Eagle Farm QLD Professional

Race 9: GIRLS DAY OUT 1 MARCH Class 6 Plate - 1400m

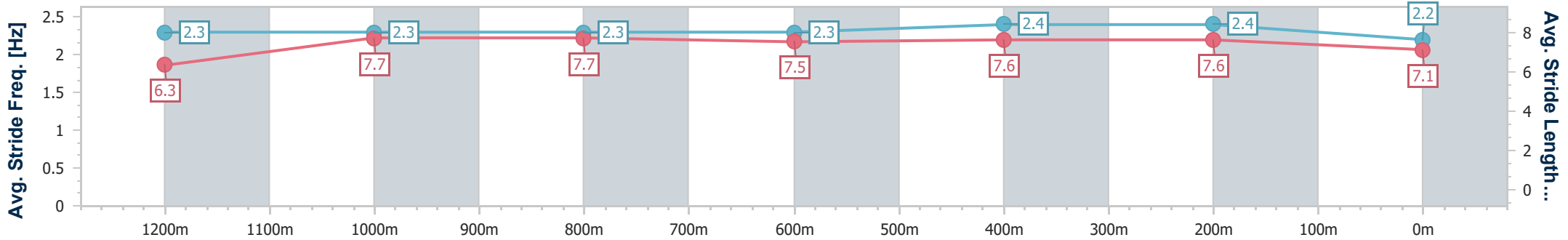
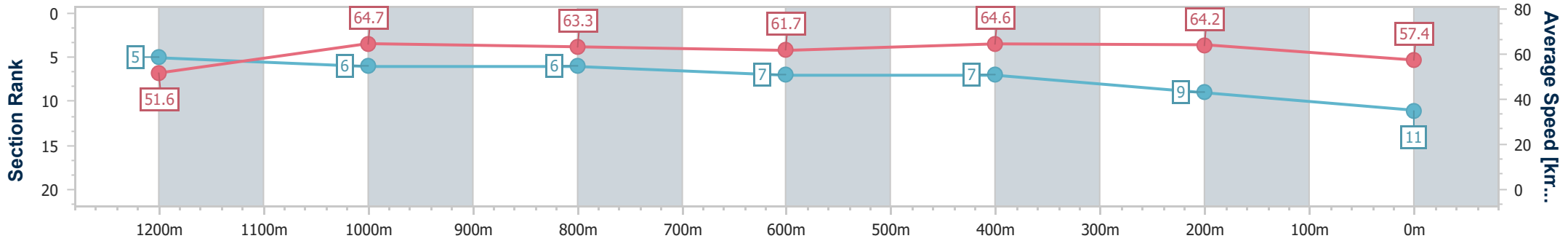
18 January 2025 - 17:06

Track Rating: Good 4, Weather: Overcast, Rail Position: +1m Entire



BRISBANE RACING CLUB

Section	Overall	1200m	1000m	800m	600m	400m	200m
Section Times	1:23.51 [11] (0:14.03)	1:09.48 [5] (0:11.09)	0:58.39 [6] (0:11.47)	0:46.92 [6] (0:11.72)	0:35.20 [7] (0:11.35)	0:23.85 [7] (0:11.26)	0:12.59 [9] (0:12.59)
Average Speed [km/h]	51.6	64.7	63.3	61.7	64.6	64.2	57.4
Top Speed [km/h]	65.2	66.9	64.0	63.1	66.8	65.6	61.0
Avg. Dist. to Rail [m]	4.4	2.3	1.1	1.2	3.8	9.1	10.3
Avg. Stride Freq. [Hz]	2.3	2.3	2.3	2.3	2.4	2.4	2.2
Avg. Stride Length [m]	6.3	7.7	7.7	7.5	7.6	7.6	7.1



- [] Ranking at each section and finish
- .-.- No data available at this section
- NA No data available



Horse/Jockey Name	Ivan's Hero
Final Rank	12
Fastest Section Time (Section)	0:10.95 (1200m)
Top Speed [km/h] (Section)	66.5 (1200m)
Race State	Finished



Eagle Farm QLD Professional

Race 9: GIRLS DAY OUT 1 MARCH Class 6 Plate - 1400m

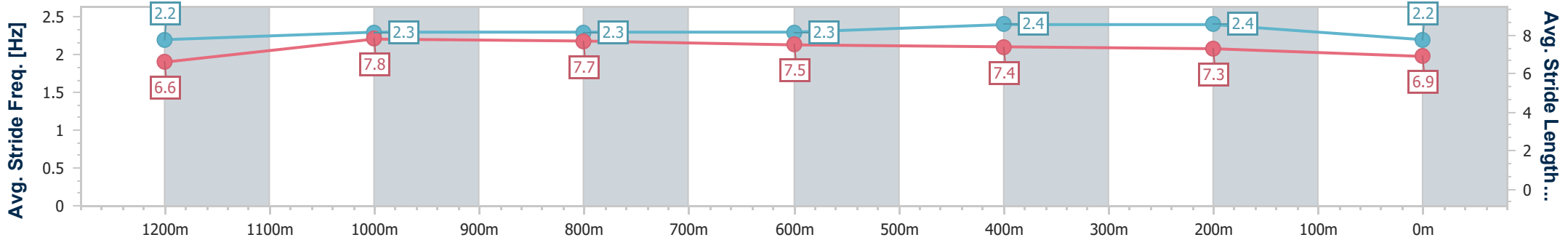
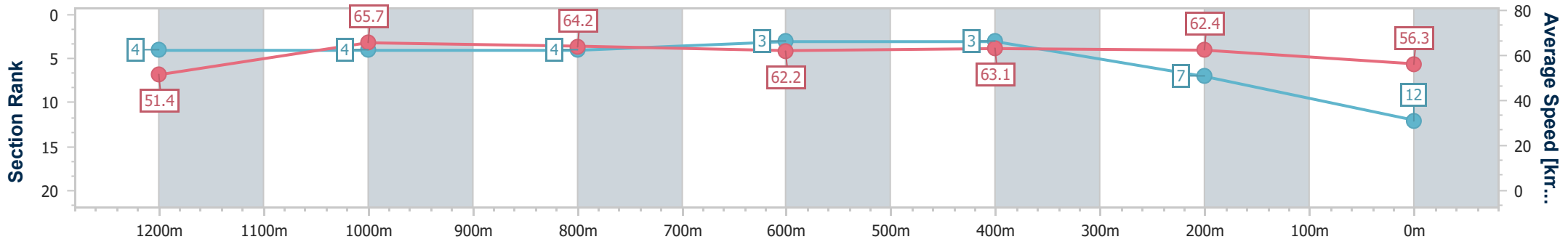
18 January 2025 - 17:06

Track Rating: Good 4, Weather: Overcast, Rail Position: +1m Entire



BRISBANE RACING CLUB

Section	Overall	1200m	1000m	800m	600m	400m	200m
Section Times	1:23.66 [12] (0:14.02)	1:09.64 [4] (0:10.95)	0:58.69 [4] (0:11.28)	0:47.41 [4] (0:11.52)	0:35.89 [3] (0:11.44)	0:24.45 [3] (0:11.57)	0:12.88 [7] (0:12.88)
Average Speed [km/h]	51.4	65.7	64.2	62.2	63.1	62.4	56.3
Top Speed [km/h]	65.2	66.5	64.9	63.4	64.3	63.7	59.7
Avg. Dist. to Rail [m]	2.6	2.4	0.6	0.9	1.3	6.9	6.3
Avg. Stride Freq. [Hz]	2.2	2.3	2.3	2.3	2.4	2.4	2.2
Avg. Stride Length [m]	6.6	7.8	7.7	7.5	7.4	7.3	6.9



- [] Ranking at each section and finish
- .-.- No data available at this section
- NA No data available



Eagle Farm QLD Professional

Race 10: LADBROKES PUNTER ASSIST BENCHMARK 70 Handicap - 1400m

18 January 2025 - 17:43



BRISBANE
RACING CLUB

Track Rating: Good 4, Weather: Overcast, Rail Position: +1m Entire

Section		Overall	1200m	1000m	800m	600m	400m	Last 600m				
Field Times		1:22.96 (0:13.86)	1:09.10 (0:10.92)	0:58.18 (0:11.33)	0:46.85 (0:11.58)	0:35.27 (0:11.72)	0:23.55 (0:11.67)	0:35.27				
Rank	TAB Horse/Jockey	Barrier	Top Speed [km/h]	Fastest Section	Distance Travelled [m]							
1	19 ANEMACORE Michael Rodd	11	66.0 400m	0:11.03 400m	1:22.96 [1] (0:14.83)	1:08.13 [12] (0:11.29)	0:56.84 [12] (0:11.42)	0:45.42 [11] (0:11.43)	0:33.99 [11] (0:11.20)	0:22.79 [11] (0:11.03)	0:33.99	
2	2 OUR MAGNUS Dan McGillivray	6	65.6 1200m	0:11.24 400m	1:23.23 [2] (0:14.06)	1:09.17 [6] (0:11.26)	0:57.91 [6] (0:11.55)	0:46.36 [7] (0:11.44)	0:34.92 [5] (0:11.59)	0:23.33 [6] (0:11.24)	0:34.92	+2
3	23 TAKE A PICTURE Justin Huxtable	4	65.8 400m	0:11.27 400m	1:23.35 [3] (0:14.26)	1:09.09 [7] (0:11.31)	0:57.78 [8] (0:11.59)	0:46.19 [8] (0:11.46)	0:34.73 [8] (0:11.41)	0:23.32 [9] (0:11.27)	0:34.73	-4
4	3 BLACK DUKE Emily Lang	9	66.5 1200m	0:11.01 1200m	1:23.68 [4] (0:13.93)	1:09.75 [3] (0:11.01)	0:58.74 [3] (0:11.58)	0:47.16 [3] (0:11.50)	0:35.66 [3] (0:11.51)	0:24.15 [3] (0:11.63)	0:35.66	-1
5	9 BOOM SHOT James Orman	12	66.0 400m	0:11.25 400m	1:23.71 [5] (0:14.81)	1:08.90 [11] (0:11.29)	0:57.61 [11] (0:11.49)	0:46.12 [12] (0:11.50)	0:34.62 [12] (0:11.27)	0:23.35 [12] (0:11.25)	0:34.62	-2
6	8 CENTRE BOUNCE Courtney Bellamy	5	65.6 1200m	0:11.21 1200m	1:23.81 [6] (0:14.26)	1:09.55 [7] (0:11.21)	0:58.34 [7] (0:11.39)	0:46.95 [6] (0:11.54)	0:35.41 [6] (0:11.54)	0:23.87 [7] (0:11.44)	0:35.41	+0
7	22 CHARLIE'S CASE Nikita Beriman	10	69.1 1200m	0:10.90 1200m	1:23.91 [7] (0:13.97)	1:09.94 [4] (0:10.90)	0:59.04 [2] (0:11.39)	0:47.65 [2] (0:11.47)	0:36.18 [2] (0:11.70)	0:24.48 [2] (0:11.69)	0:36.18	-3
8	20 BONDED AFFAIR Bailey Wheeler	8	67.1 1200m	0:10.92 1200m	1:24.09 [8] (0:13.86)	1:10.23 [1] (0:10.92)	0:59.31 [1] (0:11.33)	0:47.98 [1] (0:11.58)	0:36.40 [1] (0:11.72)	0:24.68 [1] (0:11.67)	0:36.40	-3
9	10 LIBERTY STEPS Robbie Dolan	3	65.3 600m	0:11.25 1200m	1:24.18 [9] (0:14.68)	1:09.50 [10] (0:11.25)	0:58.25 [10] (0:11.49)	0:46.76 [10] (0:11.45)	0:35.31 [10] (0:11.29)	0:24.02 [10] (0:11.28)	0:35.31	-4
10	11 MAGNUS BELLAGIO Boris Thornton	7	65.3 600m	0:11.23 600m	1:24.20 [10] (0:14.51)	1:09.69 [9] (0:11.31)	0:58.38 [9] (0:11.52)	0:46.86 [9] (0:11.40)	0:35.46 [9] (0:11.23)	0:24.23 [8] (0:11.42)	0:35.46	+0

Scratched: Colleagues (#1), Most Dazzling (#12), Tannenburg (#13), Mickey's Medal (#5), Tuhinga (#7), April In Augusta (#14), Unleash (#15), One Beat No Beat (#16), Moonan Me (#17), Just Flying (#21), Red

Report Created: Sat 18 January 2025 17:53 GMT+1 (Note: Timing is based on position data)

Page 1/16

[] Ranking at each section and finish
 -:-:- No data available at this section
 NA No data available
 SCN Saddle cloth number
 DNF Did not finish
 DNT Did not track

data processed by TRIPLESDATA



Eagle Farm QLD Professional
Race 10: LADBROKES PUNTER ASSIST BENCHMARK 70 Handicap - 1400m
18 January 2025 - 17:43



Track Rating: Good 4, Weather: Overcast, Rail Position: +1m Entire

Section	Overall	1200m	1000m	800m	600m	400m	Last 600m
Field Times	1:22.96 (0:13.86)	1:09.10 (0:10.92)	0:58.18 (0:11.33)	0:46.85 (0:11.58)	0:35.27 (0:11.72)	0:23.55 (0:11.67)	0:35.27

Rank	TAB	Horse/Jockey	Barrier	Top Speed [km/h]	Fastest Section	Overall	1200m	1000m	800m	600m	400m	Last 600m	Distance Travelled [m]
11	6	BAD EDUCATION Jasper Franklin	2	65.6	0:11.25	1:24.21 [11] (0:14.00)	1:10.21 [5] (0:11.25)	0:58.96 [5] (0:11.60)	0:47.36 [5] (0:11.60)	0:35.76 [7] (0:11.36)	0:24.40 [5] (0:11.62)	0:35.76	-7
12	4	MAJESTIC BOOM Vlad Duric	1	64.8	0:11.26	1:24.41 [12] (0:13.90)	1:10.51 [2] (0:11.26)	0:59.25 [4] (0:11.49)	0:47.76 [4] (0:11.52)	0:36.24 [4] (0:11.50)	0:24.74 [4] (0:11.74)	0:36.24	-4

Scratched: Colleagues (#1), Most Dazzling (#12), Tannenburg (#13), Mickey's Medal (#5), Tuhinga (#7), April In Augusta (#14), Unleash (#15), One Beat No Beat (#16), Moonan Me (#17), Just Flying (#21), Red

[] Ranking at each section and finish
 -:-:- No data available at this section
 NA No data available

SCN Saddle cloth number
 DNF Did not finish
 DNT Did not track



Eagle Farm QLD Professional
Race 10: LADBROKES PUNTER ASSIST BENCHMARK 70 Handicap - 1400m
18 January 2025 - 17:43



Track Rating: Good 4, Weather: Overcast, Rail Position: +1m Entire

Section				200m				Last 600m	
Field Times				0:11.88 (0:11.88)				0:35.27	
Rank	TAB	Horse/Jockey	Barrier	Top Speed [km/h]	Fastest Section	Margin			Distance Travelled [m]
1	19	ANEMACORE Michael Rodd	11	66.0 400m	0:11.03 400m	0:11.76 [5] (0:11.76)	1:22.96		0:33.99
2	2	OUR MAGNUS Dan McGillivray	6	65.6 1200m	0:11.24 400m	0:12.09 [3] (0:12.09)	1.57L		0:34.92 +2
3	23	TAKE A PICTURE Justin Huxtable	4	65.8 400m	0:11.27 400m	0:12.05 [6] (0:12.05)	2.27L		0:34.73 -4
4	3	BLACK DUKE Emily Lang	9	66.5 1200m	0:11.01 1200m	0:12.52 [4] (0:12.52)	4.26L		0:35.66 -1
5	9	BOOM SHOT James Orman	12	66.0 400m	0:11.25 400m	0:12.10 [12] (0:12.10)	4.39L		0:34.62 -2
6	8	CENTRE BOUNCE Courtney Bellamy	5	65.6 1200m	0:11.21 1200m	0:12.43 [7] (0:12.43)	4.97L		0:35.41 +0
7	22	CHARLIE'S CASE Nikita Beriman	10	69.1 1200m	0:10.90 1200m	0:12.79 [2] (0:12.79)	5.61L		0:36.18 -3
8	20	BONDED AFFAIR Bailey Wheeler	8	67.1 1200m	0:10.92 1200m	0:13.01 [1] (0:13.01)	6.64L		0:36.40 -3
9	10	LIBERTY STEPS Robbie Dolan	3	65.3 600m	0:11.25 1200m	0:12.74 [11] (0:12.74)	7.15L		0:35.31 -4
10	11	MAGNUS BELLAGIO Boris Thornton	7	65.3 600m	0:11.23 600m	0:12.81 [8] (0:12.81)	7.28L		0:35.46 +0

Scratched: Colleagues (#1), Most Dazzling (#12), Tannenburg (#13), Mickey's Medal (#5), Tuhinga (#7), April In Augusta (#14), Unleash (#15), One Beat No Beat (#16), Moonan Me (#17), Just Flying (#21), Red

[] Ranking at each section and finish
 -:-:- No data available at this section
 NA No data available

SCN Saddle cloth number
 DNF Did not finish
 DNT Did not track



Eagle Farm QLD Professional
Race 10: LADBROKES PUNTER ASSIST BENCHMARK 70 Handicap - 1400m
18 January 2025 - 17:43



Track Rating: Good 4, Weather: Overcast, Rail Position: +1m Entire

Section				200m				Last 600m	
Field Times				0:11.88 (0:11.88)				0:35.27	
Rank	TAB	Horse/Jockey	Barrier	Top Speed [km/h]	Fastest Section	Margin			Distance Travelled [m]
11	6	BAD EDUCATION Jasper Franklin	2	65.6 1200m	0:11.25 1200m (0:12.78)	0:12.78 [10]	7.35L		0:35.76 -7
12	4	MAJESTIC BOOM Vlad Duric	1	64.8 1200m	0:11.26 1200m (0:13.00)	0:13.00 [9]	8.53L		0:36.24 -4

Scratched: Colleagues (#1), Most Dazzling (#12), Tannenburg (#13), Mickey's Medal (#5), Tuhinga (#7), April In Augusta (#14), Unleash (#15), One Beat No Beat (#16), Moonan Me (#17), Just Flying (#21), Red

[] Ranking at each section and finish
 -:-:- No data available at this section
 NA No data available

SCN Saddle cloth number
 DNF Did not finish
 DNT Did not track



Horse/Jockey Name	Anemacore
Final Rank	1
Fastest Section Time (Section)	0:11.03 (400m)
Top Speed [km/h] (Section)	66.0 (400m)
Race State	Finished



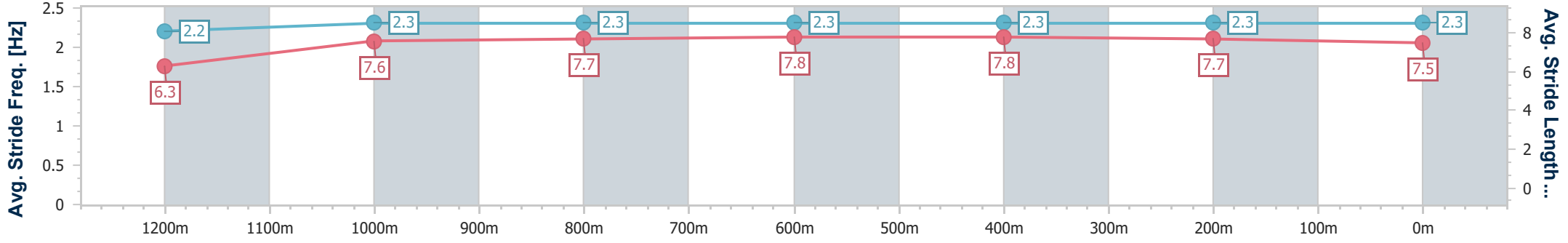
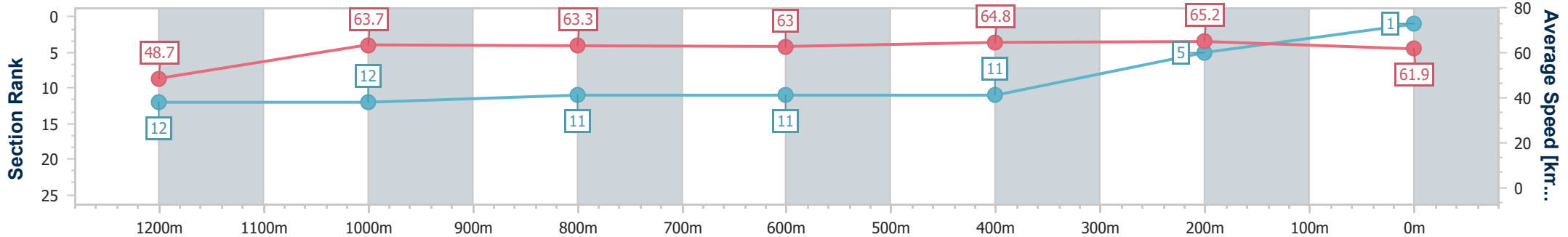
Eagle Farm QLD Professional
 Race 10: LADBROKES PUNTER ASSIST BENCHMARK 70
 Handicap - 1400m
 18 January 2025 - 17:43



BRISBANE
 RACING CLUB

Track Rating: Good 4, Weather: Overcast, Rail Position: +1m Entire

Section	Overall	1200m	1000m	800m	600m	400m	200m
Section Times	1:22.96 [1] (0:14.83)	1:08.13 [12] (0:11.29)	0:56.84 [12] (0:11.42)	0:45.42 [11] (0:11.43)	0:33.99 [11] (0:11.20)	0:22.79 [11] (0:11.03)	0:11.76 [5] (0:11.76)
Average Speed [km/h]	48.7	63.7	63.3	63.0	64.8	65.2	61.9
Top Speed [km/h]	62.5	64.0	64.7	63.8	65.6	66.0	65.5
Avg. Dist. to Rail [m]	7.6	2.1	0.9	0.4	1.9	11.3	16.0
Avg. Stride Freq. [Hz]	2.2	2.3	2.3	2.3	2.3	2.3	2.3
Avg. Stride Length [m]	6.3	7.6	7.7	7.8	7.8	7.7	7.5



- [] Ranking at each section and finish
- .-.- No data available at this section
- NA No data available



Horse/Jockey Name	Our Magnus
Final Rank	2
Fastest Section Time (Section)	0:11.24 (400m)
Top Speed [km/h] (Section)	65.6 (1200m)
Race State	Finished



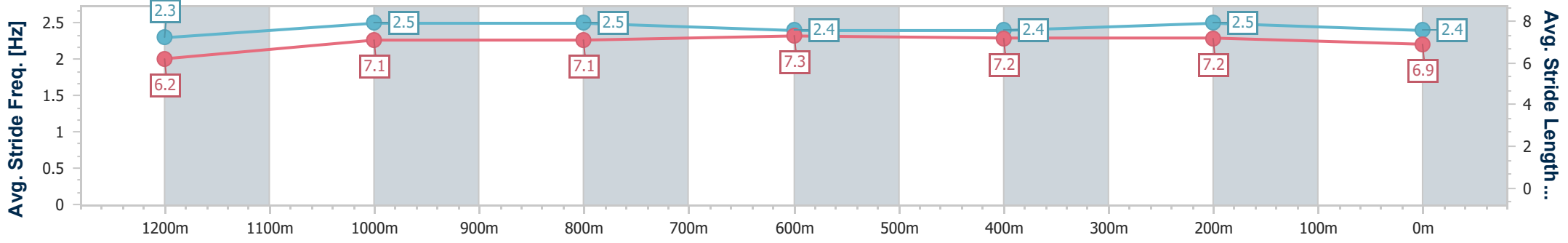
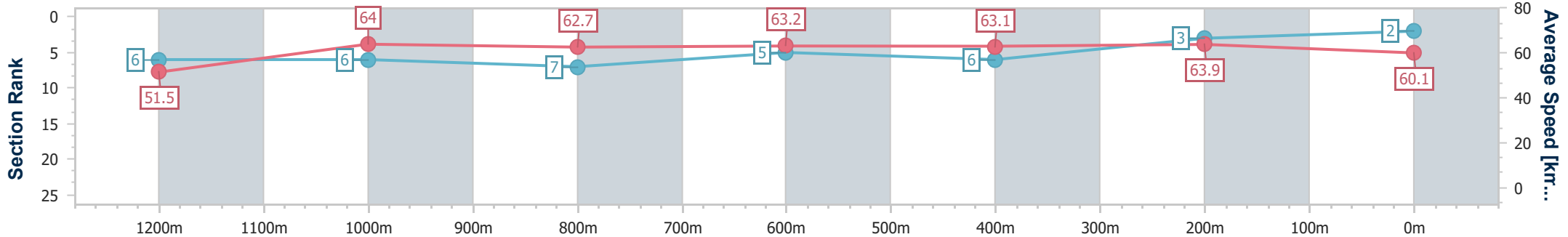
Eagle Farm QLD Professional
 Race 10: LADBROKES PUNTER ASSIST BENCHMARK 70
 Handicap - 1400m
 18 January 2025 - 17:43



BRISBANE
 RACING CLUB

Track Rating: Good 4, Weather: Overcast, Rail Position: +1m Entire

Section	Overall	1200m	1000m	800m	600m	400m	200m
Section Times	1:23.23 [2] (0:14.06)	1:09.17 [6] (0:11.26)	0:57.91 [6] (0:11.55)	0:46.36 [7] (0:11.44)	0:34.92 [5] (0:11.59)	0:23.33 [6] (0:11.24)	0:12.09 [3] (0:12.09)
Average Speed [km/h]	51.5	64.0	62.7	63.2	63.1	63.9	60.1
Top Speed [km/h]	64.5	65.6	64.4	64.3	64.2	65.1	61.4
Avg. Dist. to Rail [m]	6.1	2.6	1.6	0.5	2.9	10.9	16.2
Avg. Stride Freq. [Hz]	2.3	2.5	2.5	2.4	2.4	2.5	2.4
Avg. Stride Length [m]	6.2	7.1	7.1	7.3	7.2	7.2	6.9



- [] Ranking at each section and finish
- .-.- No data available at this section
- NA No data available



Horse/Jockey Name	Take A Picture
Final Rank	3
Fastest Section Time (Section)	0:11.27 (400m)
Top Speed [km/h] (Section)	65.8 (400m)
Race State	Finished



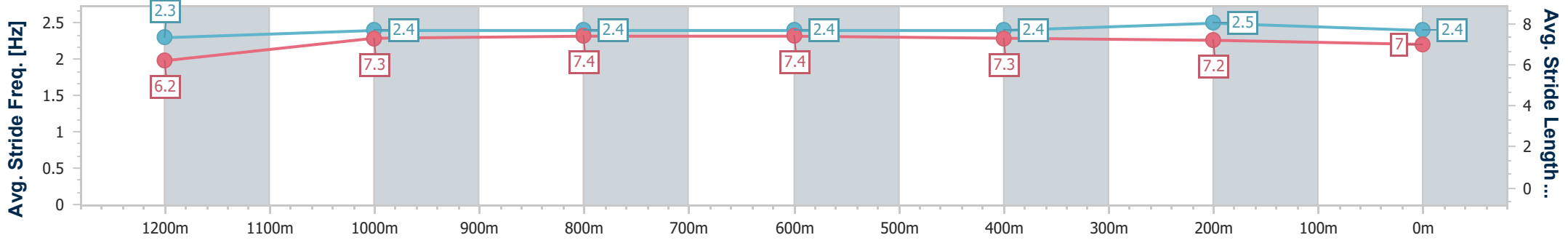
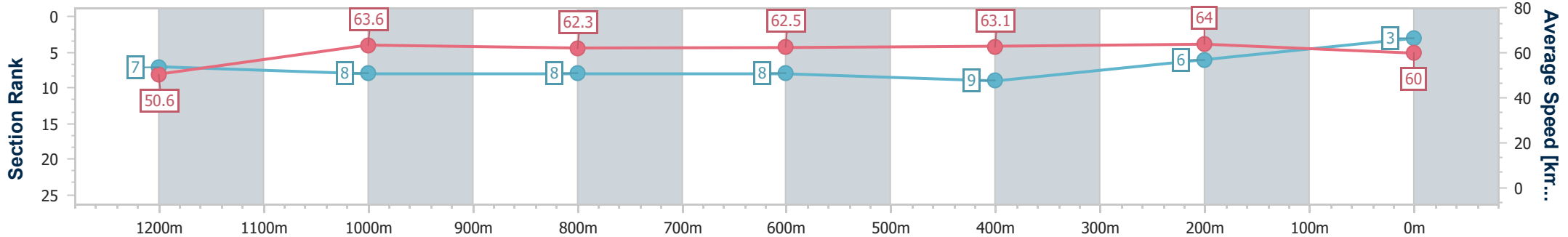
Eagle Farm QLD Professional
 Race 10: LADBROKES PUNTER ASSIST BENCHMARK 70
 Handicap - 1400m
 18 January 2025 - 17:43



BRISBANE
 RACING CLUB

Track Rating: Good 4, Weather: Overcast, Rail Position: +1m Entire

Section	Overall	1200m	1000m	800m	600m	400m	200m
Section Times	1:23.35 [3] (0:14.26)	1:09.09 [7] (0:11.31)	0:57.78 [8] (0:11.59)	0:46.19 [8] (0:11.46)	0:34.73 [8] (0:11.41)	0:23.32 [9] (0:11.27)	0:12.05 [6] (0:12.05)
Average Speed [km/h]	50.6	63.6	62.3	62.5	63.1	64.0	60.0
Top Speed [km/h]	64.4	64.5	63.7	63.2	63.9	65.8	63.6
Avg. Dist. to Rail [m]	4.9	1.9	0.6	0.9	0.9	2.1	2.8
Avg. Stride Freq. [Hz]	2.3	2.4	2.4	2.4	2.4	2.5	2.4
Avg. Stride Length [m]	6.2	7.3	7.4	7.4	7.3	7.2	7.0



- [] Ranking at each section and finish
- .-.- No data available at this section
- NA No data available



Horse/Jockey Name	Black Duke
Final Rank	4
Fastest Section Time (Section)	0:11.01 (1200m)
Top Speed [km/h] (Section)	66.5 (1200m)
Race State	Finished



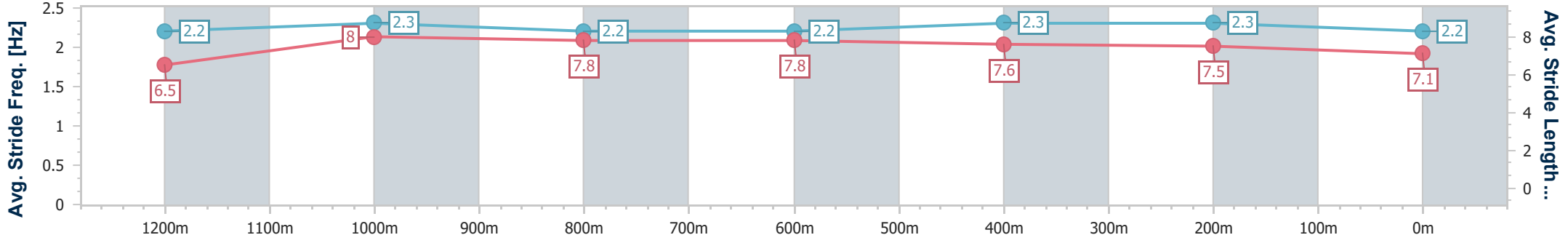
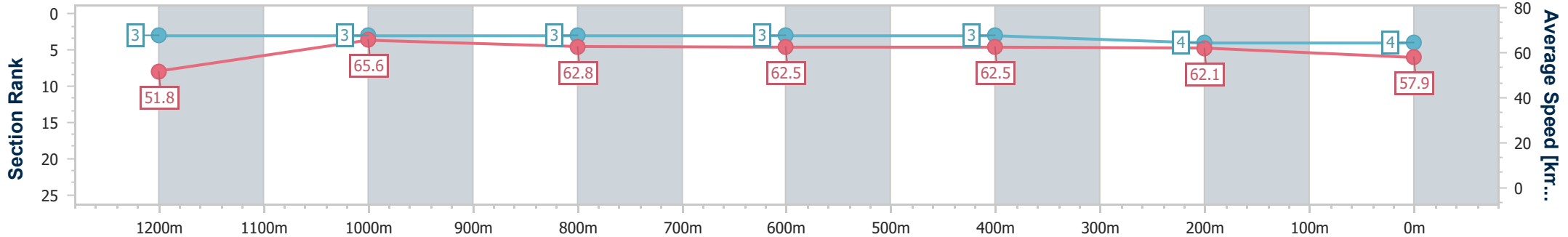
Eagle Farm QLD Professional
 Race 10: LADBROKES PUNTER ASSIST BENCHMARK 70
 Handicap - 1400m
 18 January 2025 - 17:43



BRISBANE
 RACING CLUB

Track Rating: Good 4, Weather: Overcast, Rail Position: +1m Entire

Section	Overall	1200m	1000m	800m	600m	400m	200m
Section Times	1:23.68 [4] (0:13.93)	1:09.75 [3] (0:11.01)	0:58.74 [3] (0:11.58)	0:47.16 [3] (0:11.50)	0:35.66 [3] (0:11.51)	0:24.15 [3] (0:11.63)	0:12.52 [4] (0:12.52)
Average Speed [km/h]	51.8	65.6	62.8	62.5	62.5	62.1	57.9
Top Speed [km/h]	66.3	66.5	63.5	63.5	63.2	63.4	60.3
Avg. Dist. to Rail [m]	8.7	3.7	1.5	0.2	0.7	6.3	7.9
Avg. Stride Freq. [Hz]	2.2	2.3	2.2	2.2	2.3	2.3	2.2
Avg. Stride Length [m]	6.5	8.0	7.8	7.8	7.6	7.5	7.1



- [] Ranking at each section and finish
- .-.- No data available at this section
- NA No data available



Horse/Jockey Name	Boom Shot
Final Rank	5
Fastest Section Time (Section)	0:11.25 (400m)
Top Speed [km/h] (Section)	66.0 (400m)
Race State	Finished



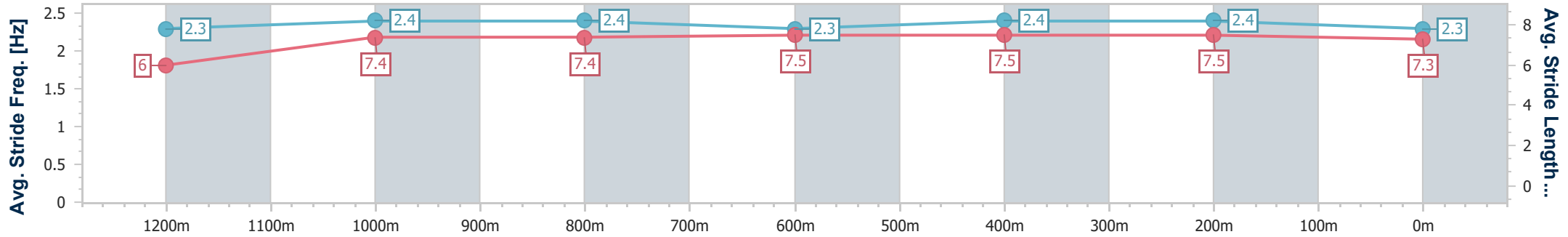
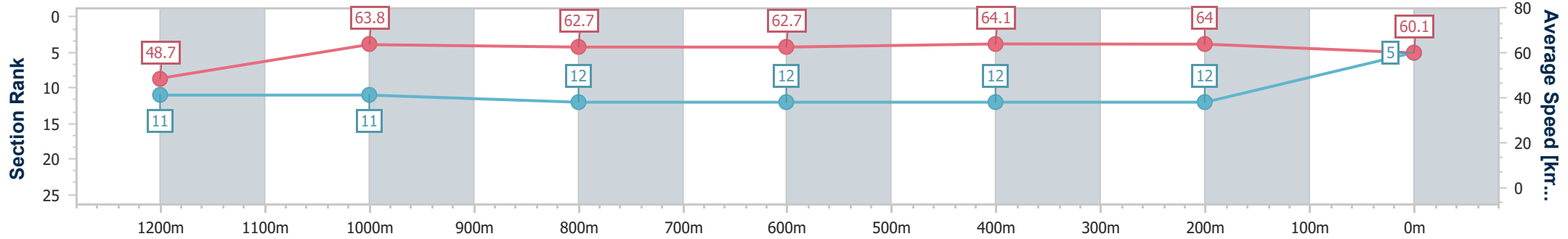
Eagle Farm QLD Professional
 Race 10: LADBROKES PUNTER ASSIST BENCHMARK 70
 Handicap - 1400m
 18 January 2025 - 17:43



BRISBANE
 RACING CLUB

Track Rating: Good 4, Weather: Overcast, Rail Position: +1m Entire

Section	Overall	1200m	1000m	800m	600m	400m	200m
Section Times	1:23.71 [5] (0:14.81)	1:08.90 [11] (0:11.29)	0:57.61 [11] (0:11.49)	0:46.12 [12] (0:11.50)	0:34.62 [12] (0:11.27)	0:23.35 [12] (0:11.25)	0:12.10 [12] (0:12.10)
Average Speed [km/h]	48.7	63.8	62.7	62.7	64.1	64.0	60.1
Top Speed [km/h]	63.3	64.4	63.7	64.0	65.4	66.0	60.2
Avg. Dist. to Rail [m]	6.7	0.2	0.3	0.4	1.5	5.4	7.9
Avg. Stride Freq. [Hz]	2.3	2.4	2.4	2.3	2.4	2.4	2.3
Avg. Stride Length [m]	6.0	7.4	7.4	7.5	7.5	7.5	7.3



- [] Ranking at each section and finish
- .-.- No data available at this section
- NA No data available



Horse/Jockey Name	Centre Bounce
Final Rank	6
Fastest Section Time (Section)	0:11.21 (1200m)
Top Speed [km/h] (Section)	65.6 (1200m)
Race State	Finished



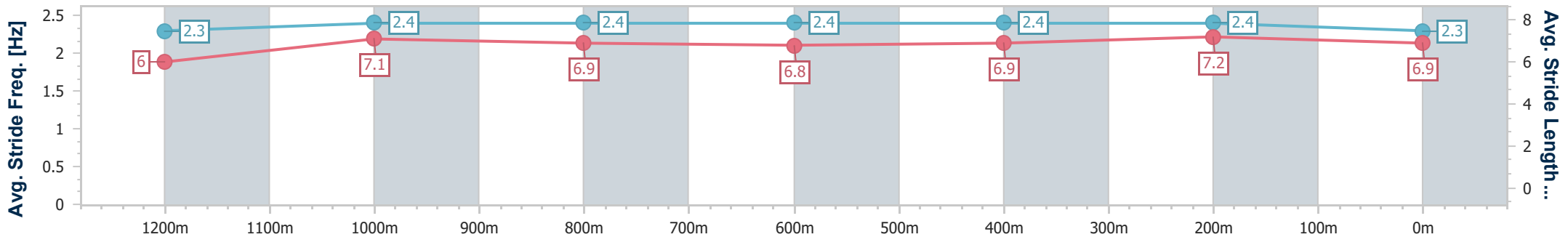
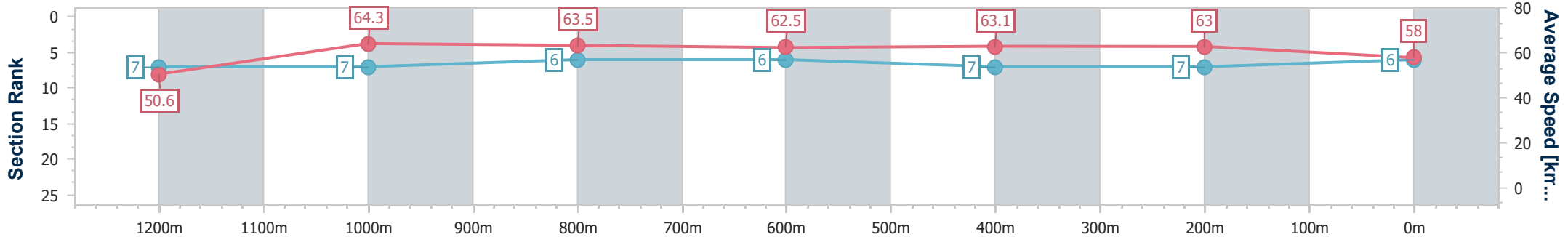
Eagle Farm QLD Professional
 Race 10: LADBROKES PUNTER ASSIST BENCHMARK 70
 Handicap - 1400m
 18 January 2025 - 17:43



BRISBANE
 RACING CLUB

Track Rating: Good 4, Weather: Overcast, Rail Position: +1m Entire

Section	Overall	1200m	1000m	800m	600m	400m	200m
Section Times	1:23.81 [6] (0:14.26)	1:09.55 [7] (0:11.21)	0:58.34 [7] (0:11.39)	0:46.95 [6] (0:11.54)	0:35.41 [6] (0:11.54)	0:23.87 [7] (0:11.44)	0:12.43 [7] (0:12.43)
Average Speed [km/h]	50.6	64.3	63.5	62.5	63.1	63.0	58.0
Top Speed [km/h]	63.9	65.6	64.4	62.8	64.2	64.6	60.5
Avg. Dist. to Rail [m]	4.2	1.4	0.8	0.6	2.5	8.0	10.7
Avg. Stride Freq. [Hz]	2.3	2.4	2.4	2.4	2.4	2.4	2.3
Avg. Stride Length [m]	6.0	7.1	6.9	6.8	6.9	7.2	6.9



- [] Ranking at each section and finish
- .-.- No data available at this section
- NA No data available



Horse/Jockey Name	Charlie's Case
Final Rank	7
Fastest Section Time (Section)	0:10.90 (1200m)
Top Speed [km/h] (Section)	69.1 (1200m)
Race State	Finished



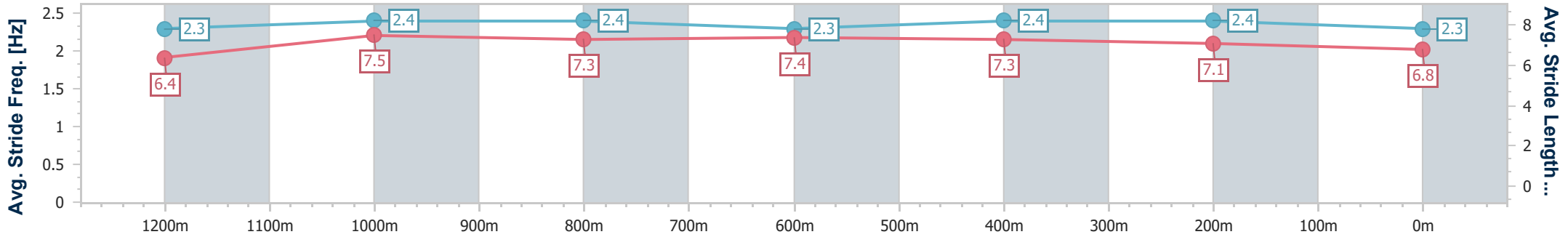
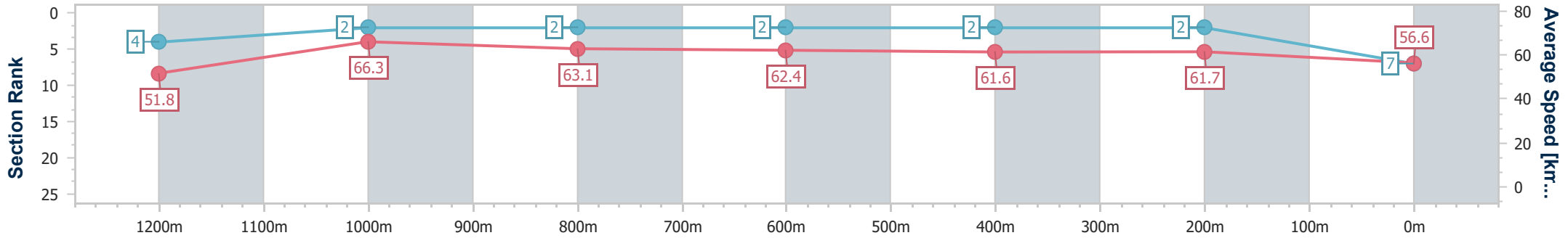
Eagle Farm QLD Professional
 Race 10: LADBROKES PUNTER ASSIST BENCHMARK 70
 Handicap - 1400m
 18 January 2025 - 17:43



BRISBANE
 RACING CLUB

Track Rating: Good 4, Weather: Overcast, Rail Position: +1m Entire

Section	Overall	1200m	1000m	800m	600m	400m	200m
Section Times	1:23.91 [7] (0:13.97)	1:09.94 [4] (0:10.90)	0:59.04 [2] (0:11.39)	0:47.65 [2] (0:11.47)	0:36.18 [2] (0:11.70)	0:24.48 [2] (0:11.69)	0:12.79 [2] (0:12.79)
Average Speed [km/h]	51.8	66.3	63.1	62.4	61.6	61.7	56.6
Top Speed [km/h]	68.5	69.1	65.5	63.6	62.7	63.4	59.8
Avg. Dist. to Rail [m]	10.8	4.8	1.0	1.5	1.2	6.5	7.5
Avg. Stride Freq. [Hz]	2.3	2.4	2.4	2.3	2.4	2.4	2.3
Avg. Stride Length [m]	6.4	7.5	7.3	7.4	7.3	7.1	6.8



- [] Ranking at each section and finish
- .-.- No data available at this section
- NA No data available



Horse/Jockey Name	Bonded Affair
Final Rank	8
Fastest Section Time (Section)	0:10.92 (1200m)
Top Speed [km/h] (Section)	67.1 (1200m)
Race State	Finished



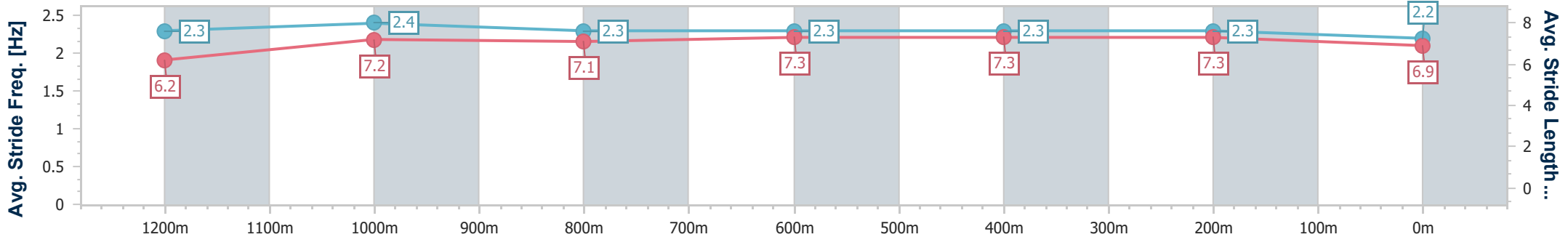
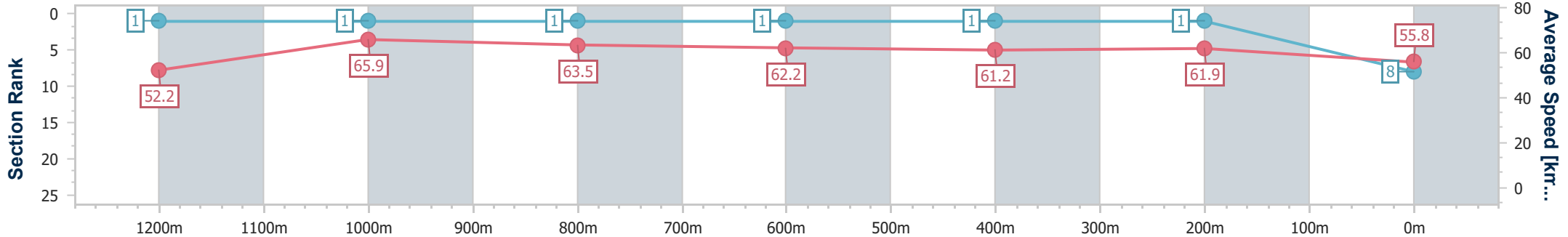
Eagle Farm QLD Professional
 Race 10: LADBROKES PUNTER ASSIST BENCHMARK 70
 Handicap - 1400m
 18 January 2025 - 17:43



BRISBANE
 RACING CLUB

Track Rating: Good 4, Weather: Overcast, Rail Position: +1m Entire

Section	Overall	1200m	1000m	800m	600m	400m	200m
Section Times	1:24.09 [8] (0:13.86)	1:10.23 [1] (0:10.92)	0:59.31 [1] (0:11.33)	0:47.98 [1] (0:11.58)	0:36.40 [1] (0:11.72)	0:24.68 [1] (0:11.67)	0:13.01 [1] (0:13.01)
Average Speed [km/h]	52.2	65.9	63.5	62.2	61.2	61.9	55.8
Top Speed [km/h]	66.4	67.1	64.3	63.5	62.7	63.0	59.5
Avg. Dist. to Rail [m]	7.4	2.3	0.6	0.7	0.7	5.7	6.6
Avg. Stride Freq. [Hz]	2.3	2.4	2.3	2.3	2.3	2.3	2.2
Avg. Stride Length [m]	6.2	7.2	7.1	7.3	7.3	7.3	6.9



- [] Ranking at each section and finish
- .-.- No data available at this section
- NA No data available



Horse/Jockey Name	Liberty Steps
Final Rank	9
Fastest Section Time (Section)	0:11.25 (1200m)
Top Speed [km/h] (Section)	65.3 (600m)
Race State	Finished



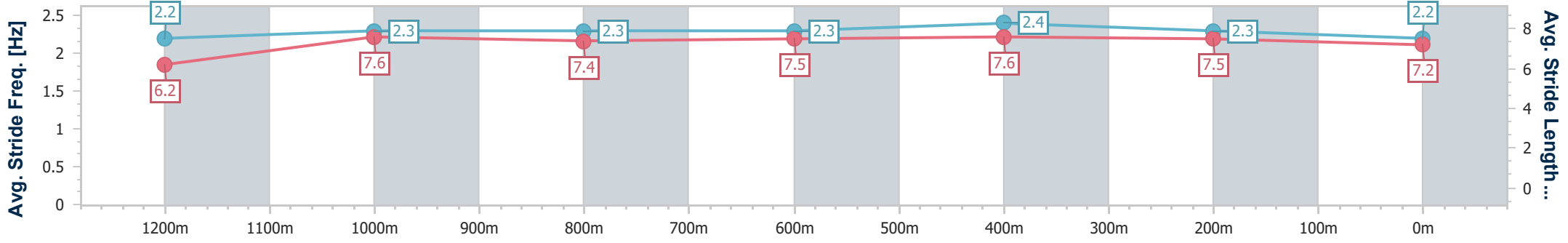
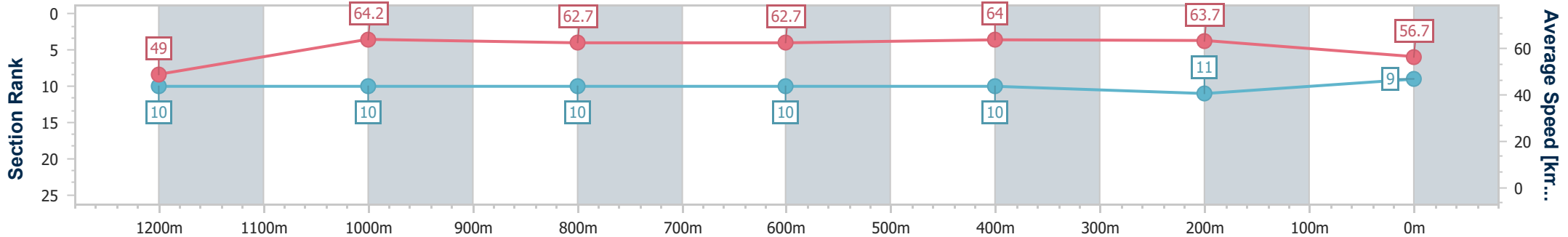
Eagle Farm QLD Professional
 Race 10: LADBROKES PUNTER ASSIST BENCHMARK 70
 Handicap - 1400m
 18 January 2025 - 17:43



BRISBANE
 RACING CLUB

Track Rating: Good 4, Weather: Overcast, Rail Position: +1m Entire

Section	Overall	1200m	1000m	800m	600m	400m	200m
Section Times	1:24.18 [9] (0:14.68)	1:09.50 [10] (0:11.25)	0:58.25 [10] (0:11.49)	0:46.76 [10] (0:11.45)	0:35.31 [10] (0:11.29)	0:24.02 [10] (0:11.28)	0:12.74 [11] (0:12.74)
Average Speed [km/h]	49.0	64.2	62.7	62.7	64.0	63.7	56.7
Top Speed [km/h]	62.9	65.0	63.5	63.8	65.3	65.3	62.0
Avg. Dist. to Rail [m]	3.8	1.2	0.5	0.5	1.2	6.7	7.1
Avg. Stride Freq. [Hz]	2.2	2.3	2.3	2.3	2.4	2.3	2.2
Avg. Stride Length [m]	6.2	7.6	7.4	7.5	7.6	7.5	7.2



- [] Ranking at each section and finish
- .-.- No data available at this section
- NA No data available



Horse/Jockey Name	Magnus Bellagio
Final Rank	10
Fastest Section Time (Section)	0:11.23 (600m)
Top Speed [km/h] (Section)	65.3 (600m)
Race State	Finished



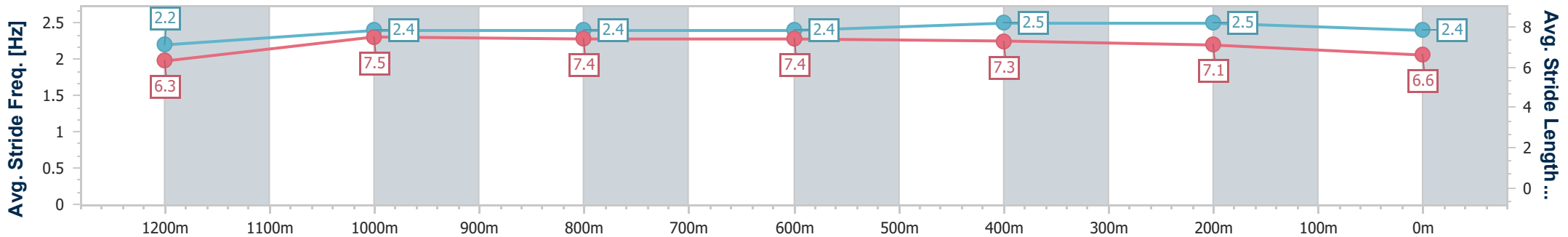
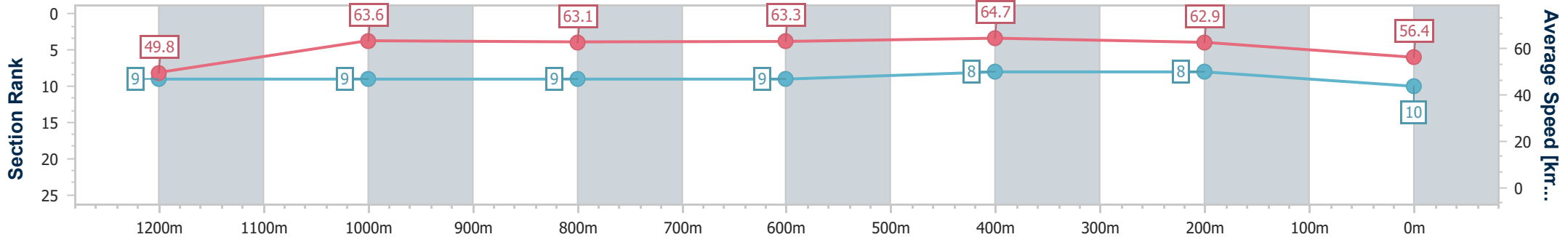
Eagle Farm QLD Professional
 Race 10: LADBROKES PUNTER ASSIST BENCHMARK 70
 Handicap - 1400m
 18 January 2025 - 17:43



BRISBANE
 RACING CLUB

Track Rating: Good 4, Weather: Overcast, Rail Position: +1m Entire

Section	Overall	1200m	1000m	800m	600m	400m	200m
Section Times	1:24.20 [10] (0:14.51)	1:09.69 [9] (0:11.31)	0:58.38 [9] (0:11.52)	0:46.86 [9] (0:11.40)	0:35.46 [9] (0:11.23)	0:24.23 [8] (0:11.42)	0:12.81 [8] (0:12.81)
Average Speed [km/h]	49.8	63.6	63.1	63.3	64.7	62.9	56.4
Top Speed [km/h]	63.4	65.1	64.5	65.0	65.3	64.7	60.9
Avg. Dist. to Rail [m]	5.6	2.5	1.4	0.3	1.9	8.9	11.6
Avg. Stride Freq. [Hz]	2.2	2.4	2.4	2.4	2.5	2.5	2.4
Avg. Stride Length [m]	6.3	7.5	7.4	7.4	7.3	7.1	6.6



- [] Ranking at each section and finish
- .-.- No data available at this section
- NA No data available



Horse/Jockey Name	Bad Education
Final Rank	11
Fastest Section Time (Section)	0:11.25 (1200m)
Top Speed [km/h] (Section)	65.6 (1200m)
Race State	Finished



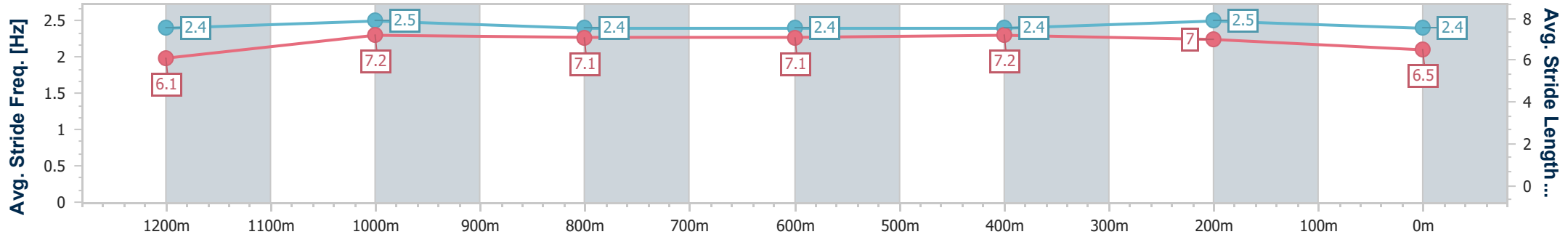
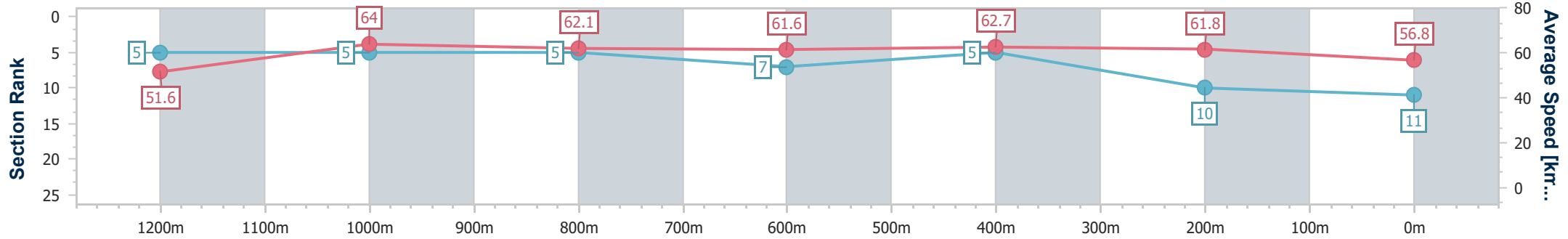
Eagle Farm QLD Professional
 Race 10: LADBROKES PUNTER ASSIST BENCHMARK 70
 Handicap - 1400m
 18 January 2025 - 17:43



BRISBANE
 RACING CLUB

Track Rating: Good 4, Weather: Overcast, Rail Position: +1m Entire

Section	Overall	1200m	1000m	800m	600m	400m	200m
Section Times	1:24.21 [11] (0:14.00)	1:10.21 [5] (0:11.25)	0:58.96 [5] (0:11.60)	0:47.36 [5] (0:11.60)	0:35.76 [7] (0:11.36)	0:24.40 [5] (0:11.62)	0:12.78 [10] (0:12.78)
Average Speed [km/h]	51.6	64.0	62.1	61.6	62.7	61.8	56.8
Top Speed [km/h]	64.0	65.6	64.2	63.8	63.7	63.7	60.2
Avg. Dist. to Rail [m]	3.3	1.1	0.4	1.6	2.3	1.2	2.0
Avg. Stride Freq. [Hz]	2.4	2.5	2.4	2.4	2.4	2.5	2.4
Avg. Stride Length [m]	6.1	7.2	7.1	7.1	7.2	7.0	6.5



- [] Ranking at each section and finish
- .-.- No data available at this section
- NA No data available



Horse/Jockey Name	Majestic Boom
Final Rank	12
Fastest Section Time (Section)	0:11.26 (1200m)
Top Speed [km/h] (Section)	64.8 (1200m)
Race State	Finished



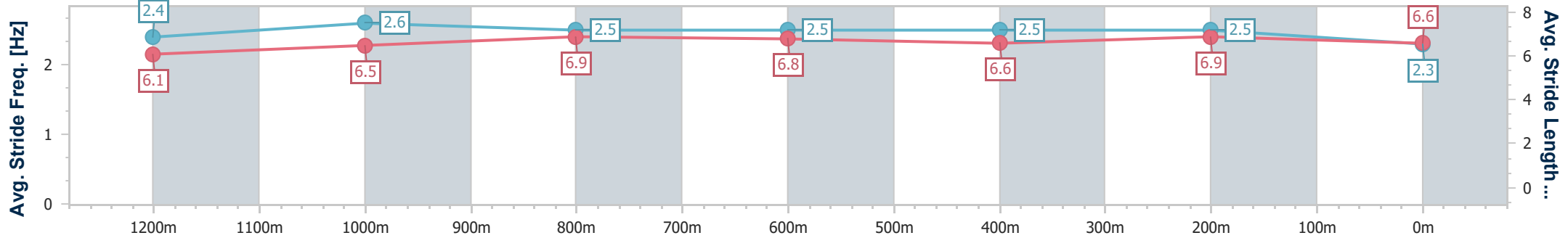
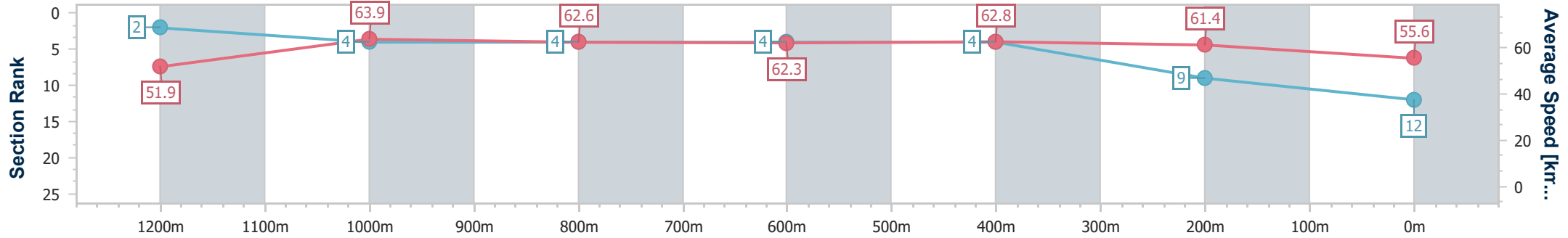
Eagle Farm QLD Professional
 Race 10: LADBROKES PUNTER ASSIST BENCHMARK 70
 Handicap - 1400m
 18 January 2025 - 17:43



BRISBANE
 RACING CLUB

Track Rating: Good 4, Weather: Overcast, Rail Position: +1m Entire

Section	Overall	1200m	1000m	800m	600m	400m	200m
Section Times	1:24.41 [12] (0:13.90)	1:10.51 [2] (0:11.26)	0:59.25 [4] (0:11.49)	0:47.76 [4] (0:11.52)	0:36.24 [4] (0:11.50)	0:24.74 [4] (0:11.74)	0:13.00 [9]
Average Speed [km/h]	51.9	63.9	62.6	62.3	62.8	61.4	55.6
Top Speed [km/h]	64.7	64.8	63.2	63.0	62.9	62.9	59.6
Avg. Dist. to Rail [m]	1.8	0.5	0.3	0.6	0.5	4.2	4.8
Avg. Stride Freq. [Hz]	2.4	2.6	2.5	2.5	2.5	2.5	2.3
Avg. Stride Length [m]	6.1	6.5	6.9	6.8	6.6	6.9	6.6



- [] Ranking at each section and finish
- .-.- No data available at this section
- NA No data available