



Ipswich QLD Professional

Race 1: SCHWEPPE'S QTIS Three-Year-Old Maiden Plate - 800m



26 January 2025 - 12:51

Track Rating: Soft 5, Weather: Fine, Rail Position: +9m Entire

Section										Last 600m		
Field Times		Overall	600m	400m	200m							
		0:45.23 (0:13.46)	0:31.77 (0:10.32)	0:21.45 (0:10.59)	0:10.86 (0:10.86)						0:31.77	
Rank	TAB	Horse/Jockey	Barrier	Top Speed [km/h]	Fastest Section	Overall	600m	400m	200m	Margin	Last 600m	Distance Travelled [m]
1	2	READY TO IGNITE Michael Rodd	7	71.0 600m	0:10.24 600m	0:45.23 [1] (0:13.56)	0:31.67 [3] (0:10.24)	0:21.43 [2] (0:10.57)	0:10.86 [1] (0:10.86)	0:45.23	0:31.67	
2	4	AYE EYE BOOM Samantha Collett	3	70.3 600m	0:10.32 600m	0:45.35 [2] (0:13.46)	0:31.89 [1] (0:10.32)	0:21.57 [1] (0:10.65)	0:10.92 [2] (0:10.92)	0.7L	0:31.89	-2
3	7	FANCI FLEUR Georgina Cartwright	2	70.0 600m	0:10.35 600m	0:45.87 [3] (0:13.61)	0:32.26 [4] (0:10.35)	0:21.91 [4] (0:10.72)	0:11.19 [4] (0:11.19)	3.75L	0:32.26	-3
4	5	CROATIAN QUEEN Nozi Tomizawa	6	70.5 600m	0:10.38 600m	0:45.93 [4] (0:13.54)	0:32.39 [2] (0:10.38)	0:22.01 [3] (0:10.69)	0:11.32 [3] (0:11.32)	4.08L	0:32.39	-1
5	10	UPSTART LOVER Montanna Savva	4	69.9 600m	0:10.42 600m	0:46.23 [5] (0:13.71)	0:32.52 [6] (0:10.42)	0:22.10 [5] (0:10.85)	0:11.25 [5] (0:11.25)	5.86L	0:32.52	+0
6	9	LADY ENCRYPTEAU Andrew Mallyon	1	70.5 600m	0:10.32 600m	0:46.29 [6] (0:13.88)	0:32.41 [7] (0:10.32)	0:22.09 [6] (0:10.81)	0:11.28 [6] (0:11.28)	6.22L	0:32.41	-2
7	8	JUDY JETSON Jace McMurray	5	69.3 600m	0:10.60 600m	0:46.65 [7] (0:13.70)	0:32.95 [5] (0:10.60)	0:22.35 [7] (0:11.01)	0:11.34 [7] (0:11.34)	8.35L	0:32.95	+1

Scratched: Nirvana The Storm (#1), Whisky A Go Go (#3), Egzakly (#6)



Horse/Jockey Name	Ready To Ignite
Final Rank	1
Fastest Section Time (Section)	0:10.24 (600m)
Top Speed [km/h] (Section)	71.0 (600m)
Race State	Finished



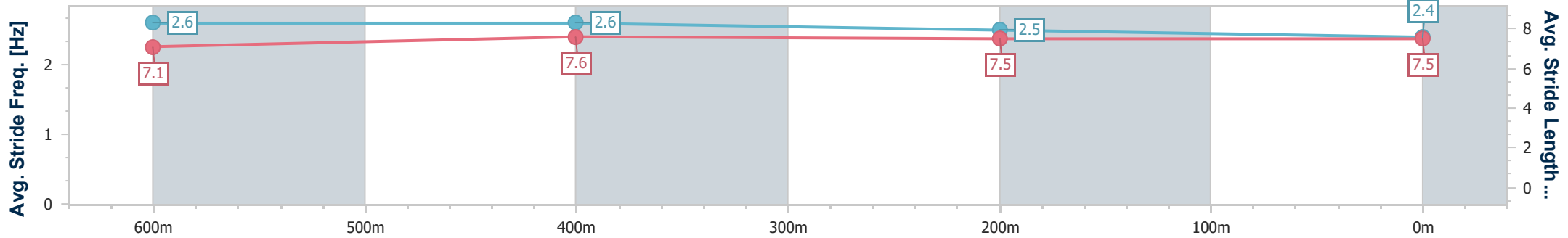
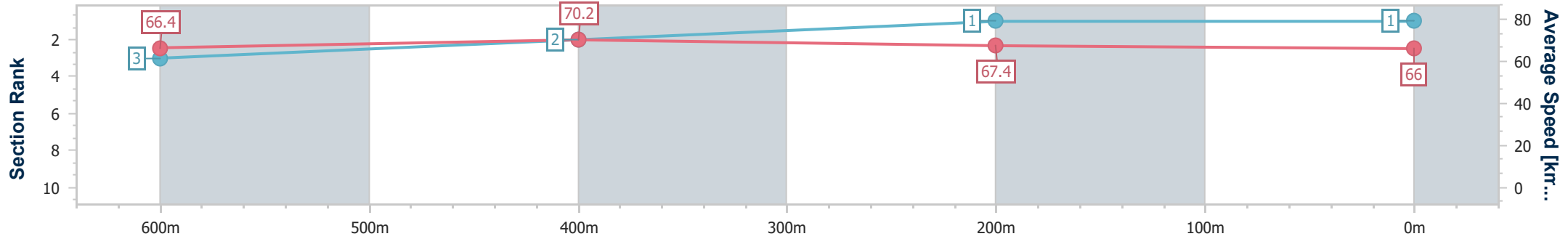
Ipswich QLD Professional
Race 1: SCHWEPPE'S QTIS Three-Year-Old Maiden Plate - 800m



26 January 2025 - 12:51

Track Rating: Soft 5, Weather: Fine, Rail Position: +9m Entire

Section	Overall	600m	400m	200m
Section Times	0:45.23 [1] (0:13.56)	0:31.67 [3] (0:10.24)	0:21.43 [2] (0:10.57)	0:10.86 [1] (0:10.86)
Average Speed [km/h]	66.4	70.2	67.4	66.0
Top Speed [km/h]	66.6	71.0	70.8	68.5
Avg. Dist. to Rail [m]	5.0	1.0	1.2	1.6
Avg. Stride Freq. [Hz]	2.6	2.6	2.5	2.4
Avg. Stride Length [m]	7.1	7.6	7.5	7.5



- [] Ranking at each section and finish
- .-.- No data available at this section
- NA No data available



Horse/Jockey Name	Aye Eye Boom
Final Rank	2
Fastest Section Time (Section)	0:10.32 (600m)
Top Speed [km/h] (Section)	70.3 (600m)
Race State	Finished



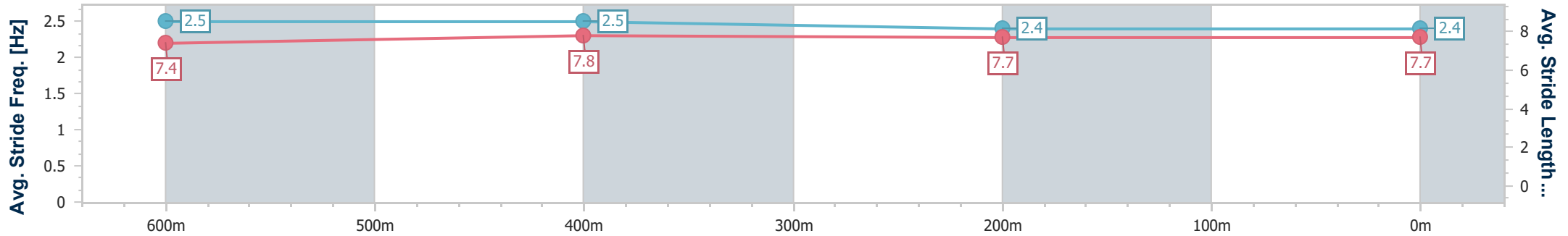
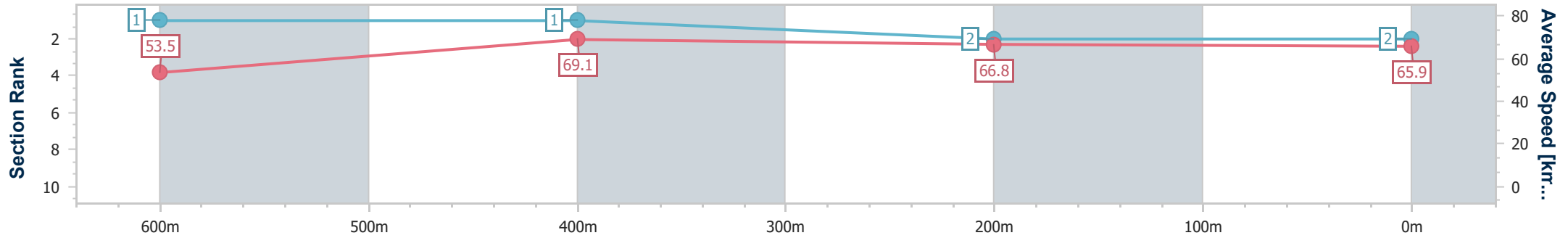
Ipswich QLD Professional
Race 1: SCHWEPPE'S QTIS Three-Year-Old Maiden Plate - 800m



26 January 2025 - 12:51

Track Rating: Soft 5, Weather: Fine, Rail Position: +9m Entire

Section	Overall	600m	400m	200m
Section Times	0:45.35 [2] (0:13.46)	0:31.89 [1] (0:10.32)	0:21.57 [1] (0:10.65)	0:10.92 [2] (0:10.92)
Average Speed [km/h]	53.5	69.1	66.8	65.9
Top Speed [km/h]	70.0	70.3	67.4	67.5
Avg. Dist. to Rail [m]	1.3	2.4	2.9	1.7
Avg. Stride Freq. [Hz]	2.5	2.5	2.4	2.4
Avg. Stride Length [m]	7.4	7.8	7.7	7.7



- [] Ranking at each section and finish
- .-.- No data available at this section
- NA No data available



Horse/Jockey Name	Fanci Fleur
Final Rank	3
Fastest Section Time (Section)	0:10.35 (600m)
Top Speed [km/h] (Section)	70.0 (600m)
Race State	Finished



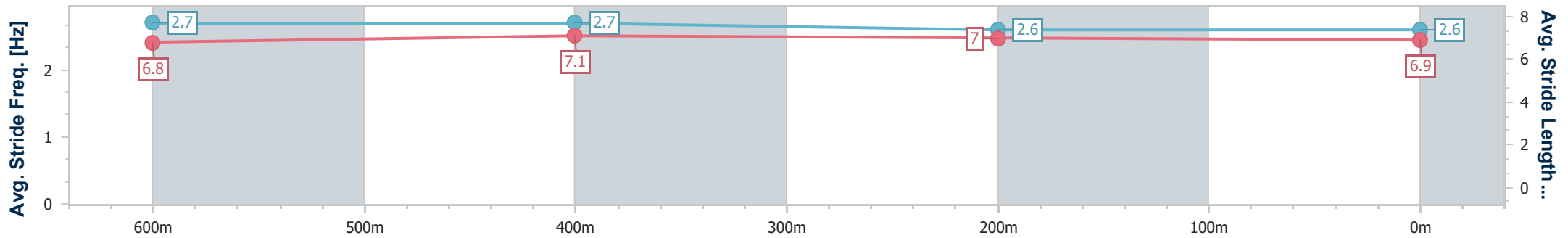
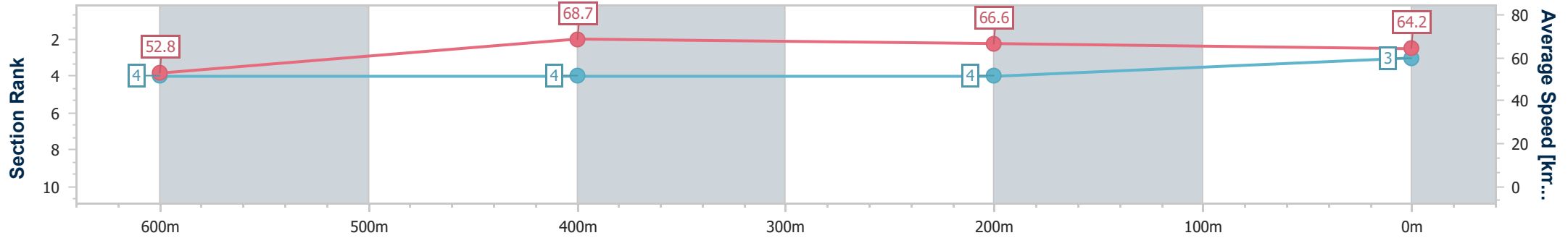
Ipswich QLD Professional
 Race 1: SCHWEPPE'S QTIS Three-Year-Old Maiden Plate - 800m



26 January 2025 - 12:51

Track Rating: Soft 5, Weather: Fine, Rail Position: +9m Entire

Section	Overall	600m	400m	200m
Section Times	0:45.87 [3] (0:13.61)	0:32.26 [4] (0:10.35)	0:21.91 [4] (0:10.72)	0:11.19 [4] (0:11.19)
Average Speed [km/h]	52.8	68.7	66.6	64.2
Top Speed [km/h]	69.6	70.0	67.2	66.0
Avg. Dist. to Rail [m]	0.6	2.6	2.9	2.0
Avg. Stride Freq. [Hz]	2.7	2.7	2.6	2.6
Avg. Stride Length [m]	6.8	7.1	7.0	6.9



- [] Ranking at each section and finish
- .-.- No data available at this section
- NA No data available



Horse/Jockey Name	Croatian Queen
Final Rank	4
Fastest Section Time (Section)	0:10.38 (600m)
Top Speed [km/h] (Section)	70.5 (600m)
Race State	Finished



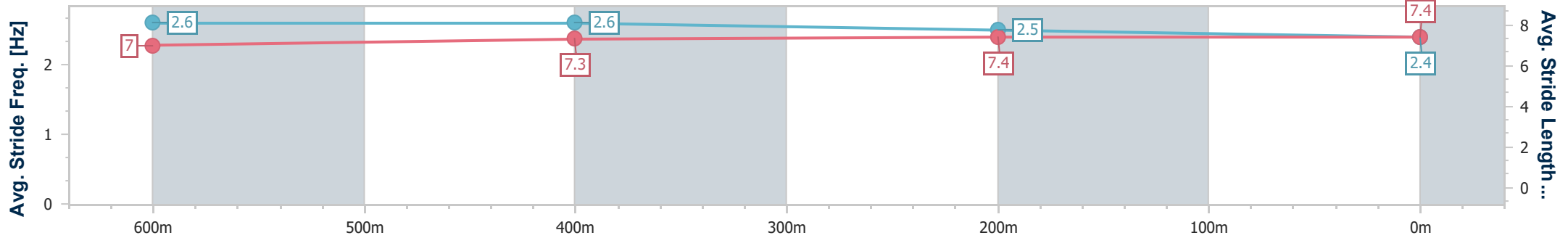
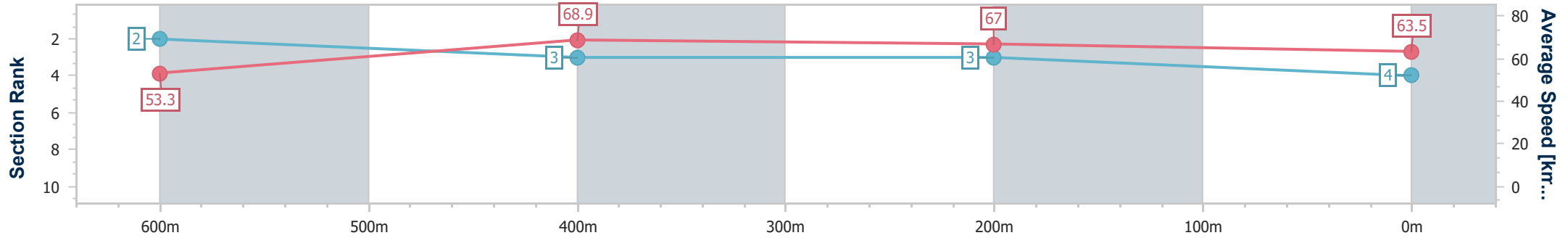
Ipswich QLD Professional
Race 1: SCHWEPPE'S QTIS Three-Year-Old Maiden Plate - 800m



26 January 2025 - 12:51

Track Rating: Soft 5, Weather: Fine, Rail Position: +9m Entire

Section	Overall	600m	400m	200m
Section Times	0:45.93 [4] (0:13.54)	0:32.39 [2] (0:10.38)	0:22.01 [3] (0:10.69)	0:11.32 [3] (0:11.32)
Average Speed [km/h]	53.3	68.9	67.0	63.5
Top Speed [km/h]	69.4	70.5	68.5	65.7
Avg. Dist. to Rail [m]	3.7	1.4	1.4	0.4
Avg. Stride Freq. [Hz]	2.6	2.6	2.5	2.4
Avg. Stride Length [m]	7.0	7.3	7.4	7.4



- [] Ranking at each section and finish
- .-.- No data available at this section
- NA No data available



Horse/Jockey Name	Upstart Lover
Final Rank	5
Fastest Section Time (Section)	0:10.42 (600m)
Top Speed [km/h] (Section)	69.9 (600m)
Race State	Finished



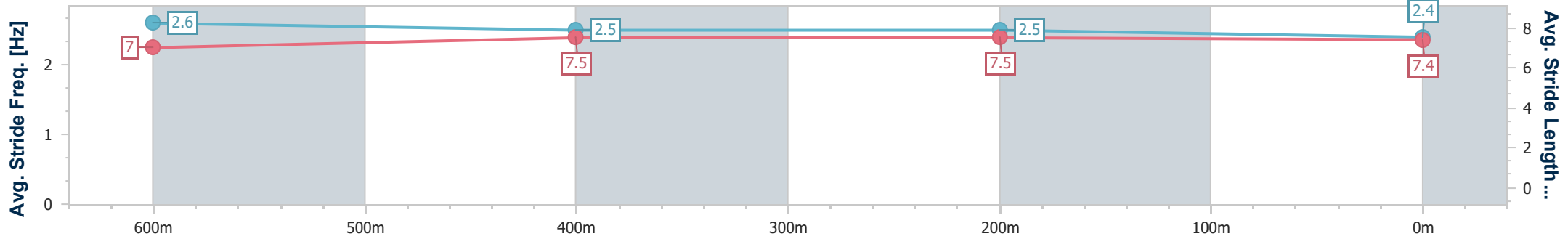
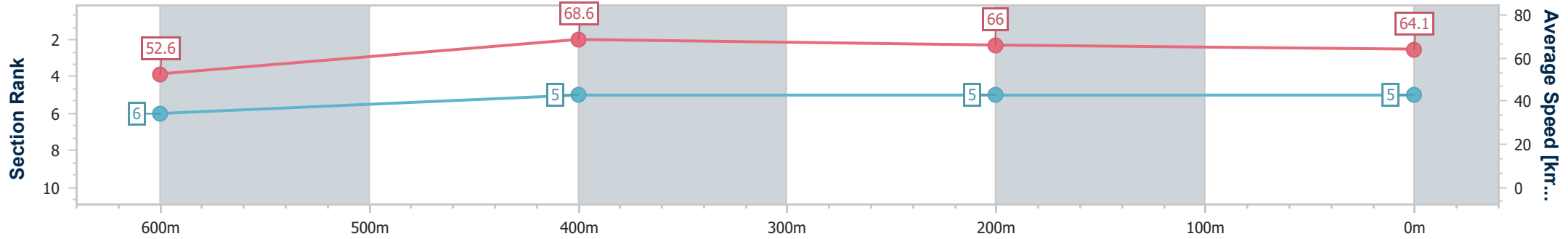
Ipswich QLD Professional
Race 1: SCHWEPPE'S QTIS Three-Year-Old Maiden Plate - 800m



26 January 2025 - 12:51

Track Rating: Soft 5, Weather: Fine, Rail Position: +9m Entire

Section	Overall	600m	400m	200m
Section Times	0:46.23 [5] (0:13.71)	0:32.52 [6] (0:10.42)	0:22.10 [5] (0:10.85)	0:11.25 [5] (0:11.25)
Average Speed [km/h]	52.6	68.6	66.0	64.1
Top Speed [km/h]	69.6	69.9	66.8	65.8
Avg. Dist. to Rail [m]	1.2	1.6	1.2	0.6
Avg. Stride Freq. [Hz]	2.6	2.5	2.5	2.4
Avg. Stride Length [m]	7.0	7.5	7.5	7.4



- [] Ranking at each section and finish
- .-.- No data available at this section
- NA No data available



Horse/Jockey Name	Lady Encrypteau
Final Rank	6
Fastest Section Time (Section)	0:10.32 (600m)
Top Speed [km/h] (Section)	70.5 (600m)
Race State	Finished



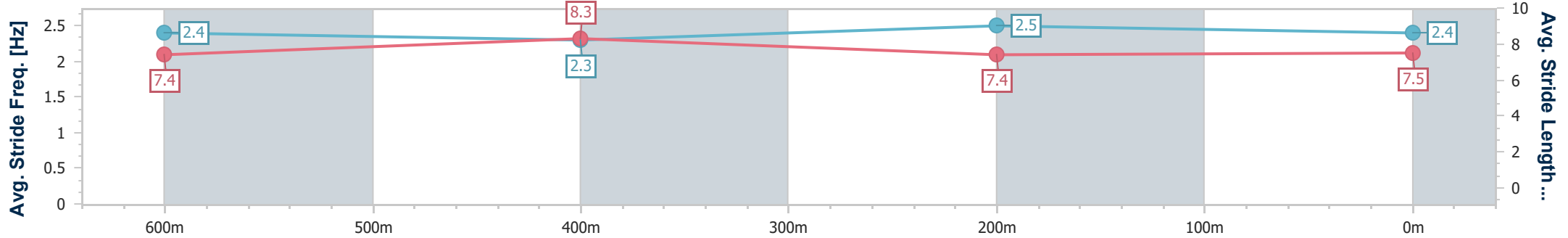
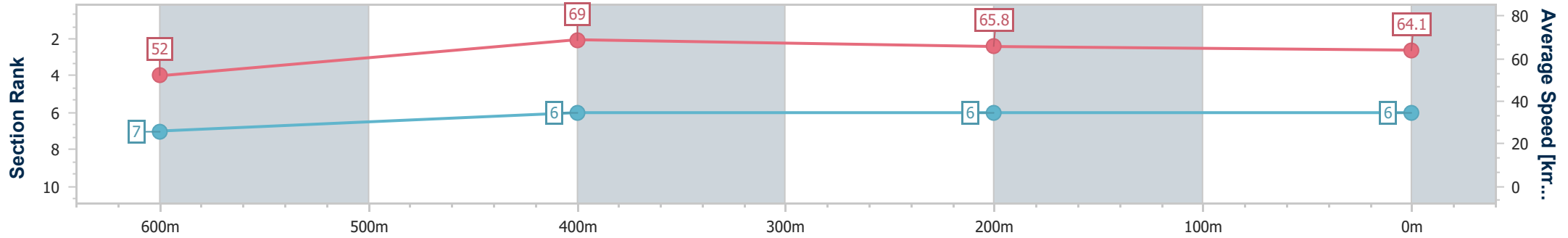
Ipswich QLD Professional
Race 1: SCHWEPPE'S QTIS Three-Year-Old Maiden Plate - 800m



26 January 2025 - 12:51

Track Rating: Soft 5, Weather: Fine, Rail Position: +9m Entire

Section	Overall	600m	400m	200m
Section Times	0:46.29 [6] (0:13.88)	0:32.41 [7] (0:10.32)	0:22.09 [6] (0:10.81)	0:11.28 [6] (0:11.28)
Average Speed [km/h]	52.0	69.0	65.8	64.1
Top Speed [km/h]	69.0	70.5	67.7	65.7
Avg. Dist. to Rail [m]	0.4	2.5	2.7	1.4
Avg. Stride Freq. [Hz]	2.4	2.3	2.5	2.4
Avg. Stride Length [m]	7.4	8.3	7.4	7.5



- [] Ranking at each section and finish
- .-.- No data available at this section
- NA No data available



Horse/Jockey Name	Judy Jetson
Final Rank	7
Fastest Section Time (Section)	0:10.60 (600m)
Top Speed [km/h] (Section)	69.3 (600m)
Race State	Finished



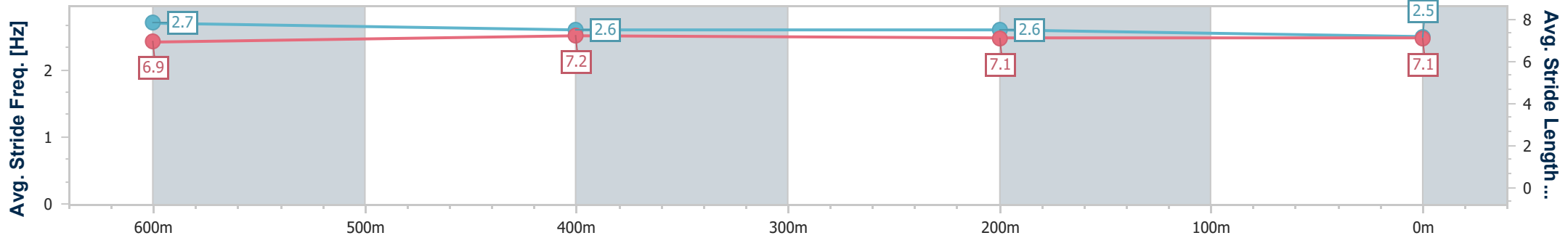
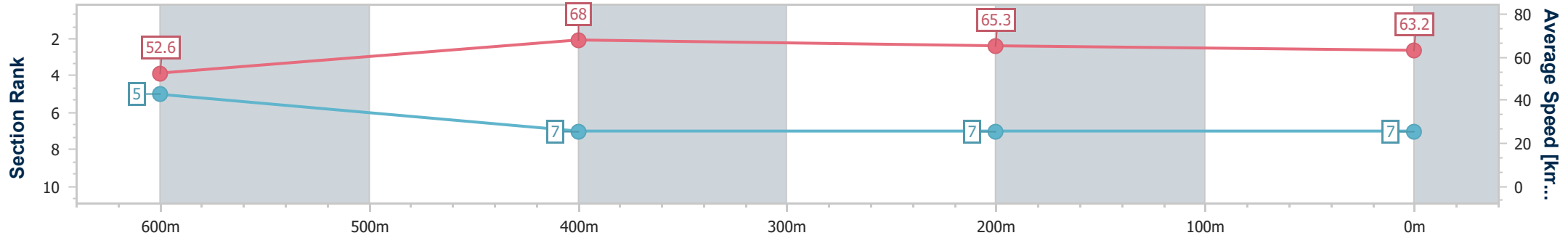
Ipswich QLD Professional
 Race 1: SCHWEPPE'S QTIS Three-Year-Old Maiden Plate - 800m



26 January 2025 - 12:51

Track Rating: Soft 5, Weather: Fine, Rail Position: +9m Entire

Section	Overall	600m	400m	200m
Section Times	0:46.65 [7] (0:13.70)	0:32.95 [5] (0:10.60)	0:22.35 [7] (0:11.01)	0:11.34 [7] (0:11.34)
Average Speed [km/h]	52.6	68.0	65.3	63.2
Top Speed [km/h]	68.8	69.3	67.0	64.2
Avg. Dist. to Rail [m]	3.0	0.5	0.8	0.6
Avg. Stride Freq. [Hz]	2.7	2.6	2.6	2.5
Avg. Stride Length [m]	6.9	7.2	7.1	7.1



- [] Ranking at each section and finish
- .-.- No data available at this section
- NA No data available

Track Rating: Soft 5, Weather: Fine, Rail Position: +9m Entire

Section										Last 600m		
Field Times		Overall	600m	400m	200m							
		0:45.09 (0:13.43)	0:31.66 (0:10.21)	0:21.45 (0:10.45)	0:11.00 (0:11.00)						0:31.66	
Rank	TAB	Horse/Jockey	Barrier	Top Speed [km/h]	Fastest Section	Overall	600m	400m	200m	Margin	Last 600m	Distance Travelled [m]
1	6	ENUFF PILLS Adin Thompson	7	71.8 600m	0:10.21 600m	0:45.09 [1] (0:13.43)	0:31.66 [1] (0:10.21)	0:21.45 [1] (0:10.45)	0:11.00 [1] (0:11.00)	0:45.09	0:31.66	
2	5	BUN IN THE OVEN Micheal Hellyer	1	70.7 600m	0:10.26 600m	0:45.54 [2] (0:13.56)	0:31.98 [2] (0:10.26)	0:21.72 [3] (0:10.54)	0:11.18 [2] (0:11.18)	2.64L	0:31.98	+1
3	8	RAFALE JOLIE Samantha Collett	4	71.4 600m	0:10.18 600m	0:45.67 [3] (0:13.60)	0:32.07 [3] (0:10.18)	0:21.89 [2] (0:10.63)	0:11.26 [3] (0:11.26)	3.43L	0:32.07	+2
4	3	QICKWIT Nozi Tomizawa	3	70.0 600m	0:10.30 600m	0:45.93 [4] (0:13.81)	0:32.12 [4] (0:10.30)	0:21.82 [4] (0:10.67)	0:11.15 [4] (0:11.15)	4.96L	0:32.12	+0
5	4	SUNDAY MAIL Jai Williams	2	71.1 600m	0:10.28 600m	0:46.36 [5] (0:13.98)	0:32.38 [5] (0:10.28)	0:22.10 [5] (0:10.67)	0:11.43 [5] (0:11.43)	7.46L	0:32.38	+3
6	7	MIKKI SHIMA Jason Taylor	6	69.0 600m	0:10.52 600m	0:46.50 [6] (0:14.24)	0:32.26 [7] (0:10.52)	0:21.74 [6] (0:10.65)	0:11.09 [6] (0:11.09)	8.28L	0:32.26	+3
7	1	DEDORS LAD Olivia Kendal	5	67.5 600m	0:10.71 600m	0:47.68 [7] (0:14.07)	0:33.61 [6] (0:10.71)	0:22.90 [7] (0:11.22)	0:11.68 [7] (0:11.68)	15.25L	0:33.61	+2

Scratched: Good Results (#2)



Horse/Jockey Name	Enuff Pills
Final Rank	1
Fastest Section Time (Section)	0:10.21 (600m)
Top Speed [km/h] (Section)	71.8 (600m)
Race State	Finished



Ipswich QLD Professional

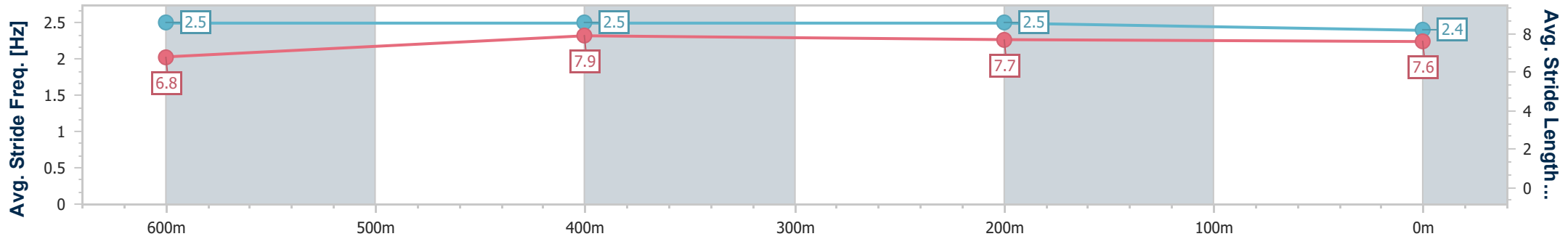
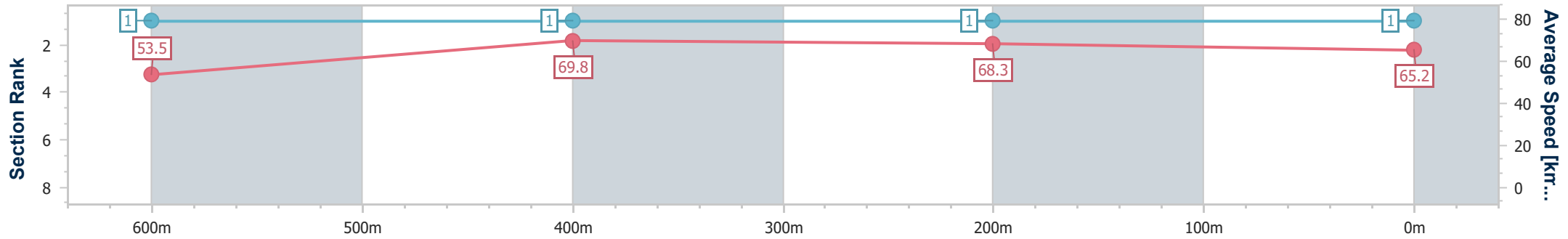
Race 2: GREAT NORTHERN Class 1 Plate - 800m

26 January 2025 - 13:25



Track Rating: Soft 5, Weather: Fine, Rail Position: +9m Entire

Section	Overall	600m	400m	200m
Section Times	0:45.09 [1] (0:13.43)	0:31.66 [1] (0:10.21)	0:21.45 [1] (0:10.45)	0:11.00 [1] (0:11.00)
Average Speed [km/h]	53.5	69.8	68.3	65.2
Top Speed [km/h]	71.0	71.8	69.3	68.1
Avg. Dist. to Rail [m]	4.3	2.0	3.6	2.9
Avg. Stride Freq. [Hz]	2.5	2.5	2.5	2.4
Avg. Stride Length [m]	6.8	7.9	7.7	7.6



- [] Ranking at each section and finish
- .-.- No data available at this section
- NA No data available



Horse/Jockey Name	Bun In The Oven
Final Rank	2
Fastest Section Time (Section)	0:10.26 (600m)
Top Speed [km/h] (Section)	70.7 (600m)
Race State	Finished



Ipswich QLD Professional

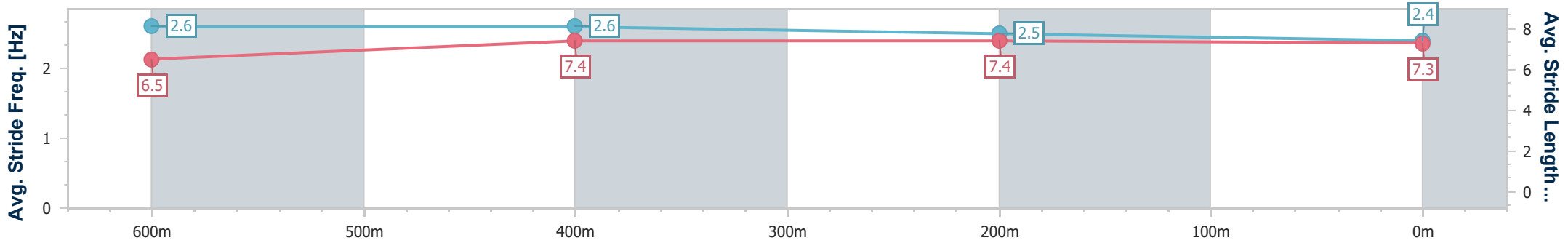
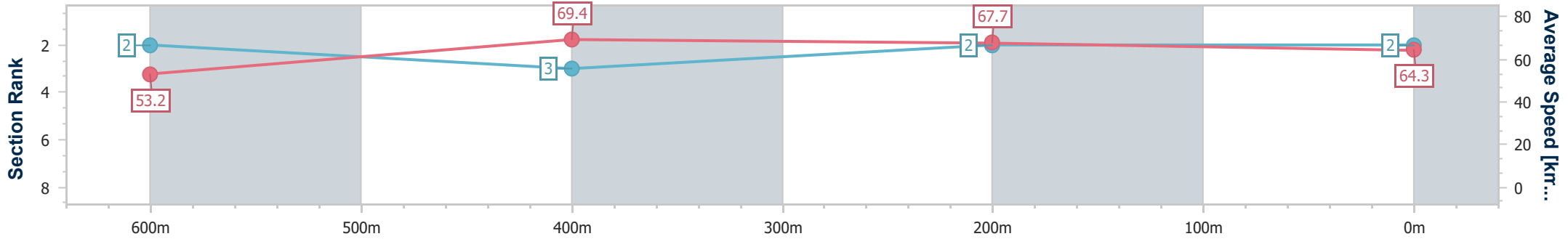
Race 2: GREAT NORTHERN Class 1 Plate - 800m

26 January 2025 - 13:25



Track Rating: Soft 5, Weather: Fine, Rail Position: +9m Entire

Section	Overall	600m	400m	200m
Section Times	0:45.54 [2] (0:13.56)	0:31.98 [2] (0:10.26)	0:21.72 [3] (0:10.54)	0:11.18 [2] (0:11.18)
Average Speed [km/h]	53.2	69.4	67.7	64.3
Top Speed [km/h]	69.1	70.7	69.3	66.7
Avg. Dist. to Rail [m]	0.8	2.7	2.2	1.9
Avg. Stride Freq. [Hz]	2.6	2.6	2.5	2.4
Avg. Stride Length [m]	6.5	7.4	7.4	7.3



- [] Ranking at each section and finish
- .-.- No data available at this section
- NA No data available



Horse/Jockey Name	Rafale Jolie
Final Rank	3
Fastest Section Time (Section)	0:10.18 (600m)
Top Speed [km/h] (Section)	71.4 (600m)
Race State	Finished



Ipswich QLD Professional

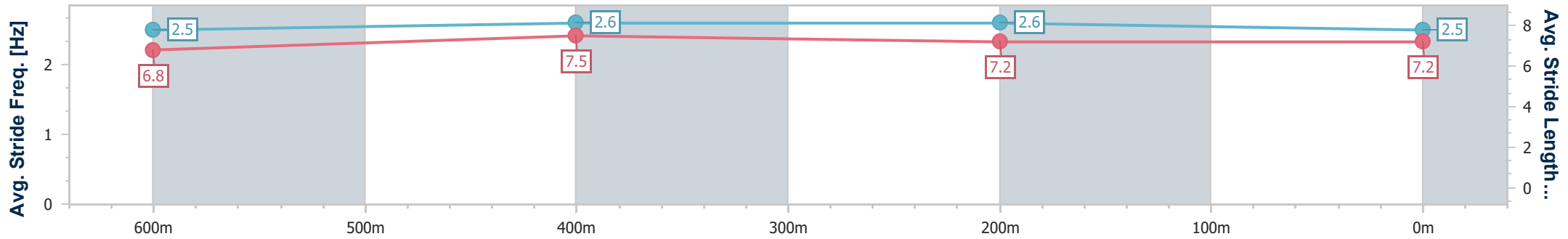
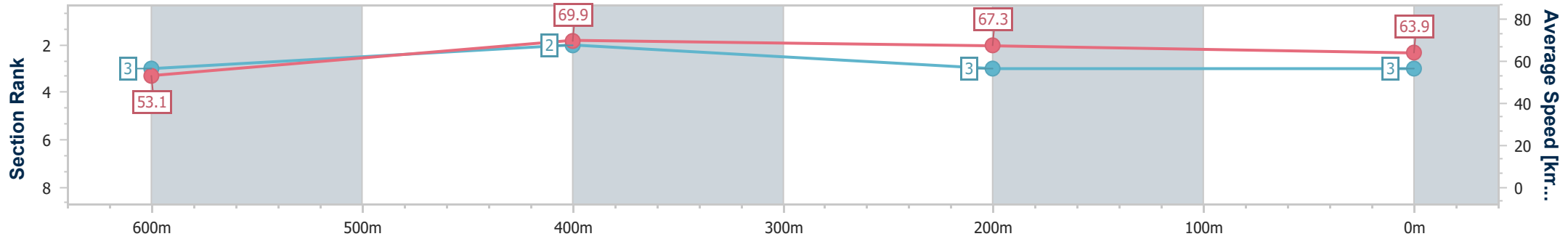
Race 2: GREAT NORTHERN Class 1 Plate - 800m

26 January 2025 - 13:25



Track Rating: Soft 5, Weather: Fine, Rail Position: +9m Entire

Section	Overall	600m	400m	200m
Section Times	0:45.67 [3] (0:13.60)	0:32.07 [3] (0:10.18)	0:21.89 [2] (0:10.63)	0:11.26 [3] (0:11.26)
Average Speed [km/h]	53.1	69.9	67.3	63.9
Top Speed [km/h]	70.9	71.4	69.4	66.7
Avg. Dist. to Rail [m]	1.8	1.9	1.8	0.4
Avg. Stride Freq. [Hz]	2.5	2.6	2.6	2.5
Avg. Stride Length [m]	6.8	7.5	7.2	7.2



- [] Ranking at each section and finish
- .-.- No data available at this section
- NA No data available



Horse/Jockey Name	Qickwit
Final Rank	4
Fastest Section Time (Section)	0:10.30 (600m)
Top Speed [km/h] (Section)	70.0 (600m)
Race State	Finished



Ipswich QLD Professional

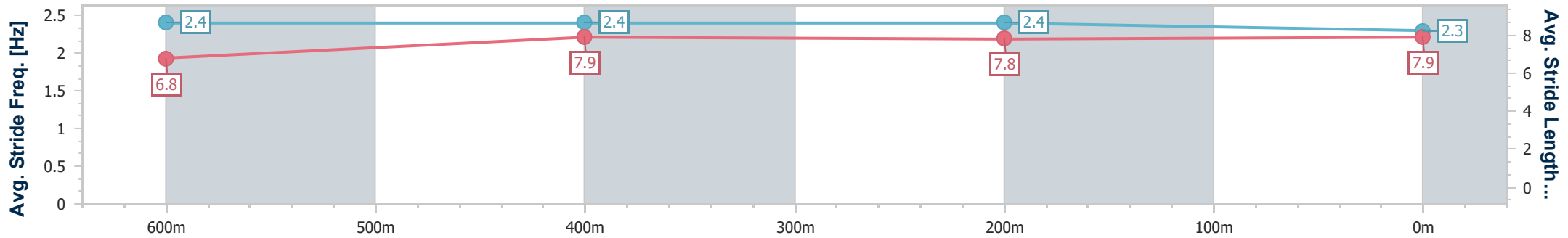
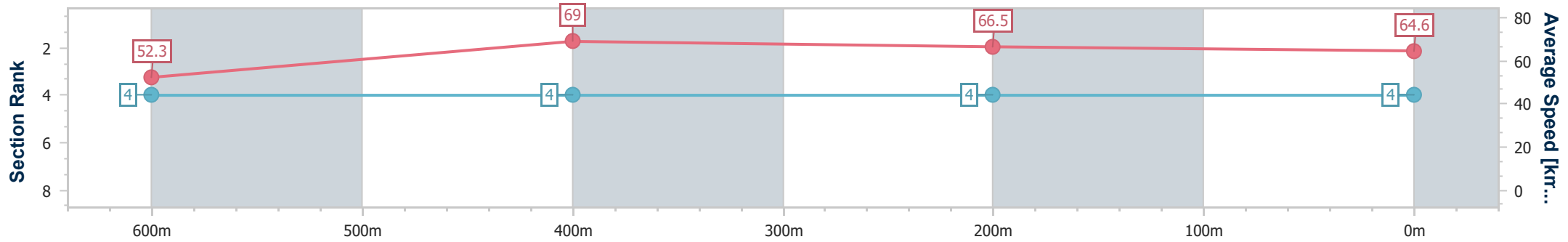
Race 2: GREAT NORTHERN Class 1 Plate - 800m

26 January 2025 - 13:25

Track Rating: Soft 5, Weather: Fine, Rail Position: +9m Entire



Section	Overall	600m	400m	200m
Section Times	0:45.93 [4] (0:13.81)	0:32.12 [4] (0:10.30)	0:21.82 [4] (0:10.67)	0:11.15 [4] (0:11.15)
Average Speed [km/h]	52.3	69.0	66.5	64.6
Top Speed [km/h]	68.8	70.0	68.0	65.2
Avg. Dist. to Rail [m]	1.5	3.3	3.5	2.4
Avg. Stride Freq. [Hz]	2.4	2.4	2.4	2.3
Avg. Stride Length [m]	6.8	7.9	7.8	7.9



- [] Ranking at each section and finish
- .-.- No data available at this section
- NA No data available



Horse/Jockey Name	Sunday Mail
Final Rank	5
Fastest Section Time (Section)	0:10.28 (600m)
Top Speed [km/h] (Section)	71.1 (600m)
Race State	Finished



Ipswich QLD Professional

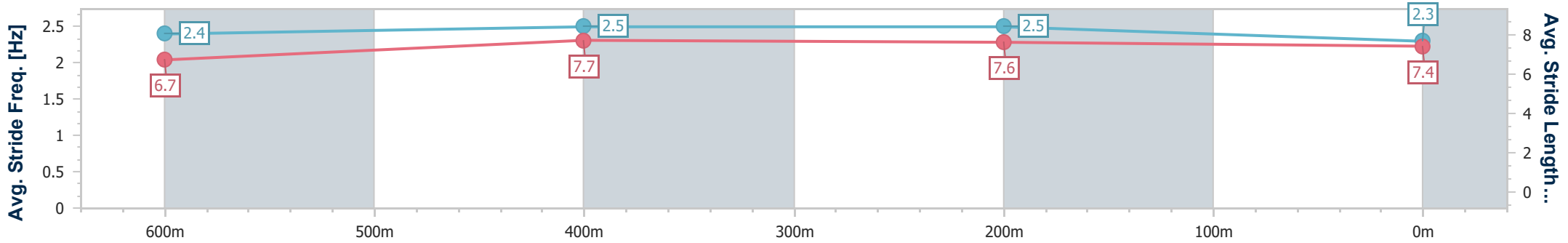
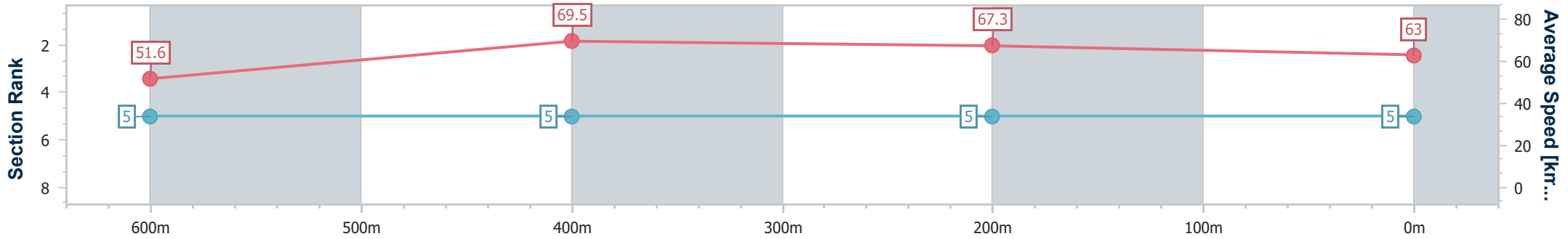
Race 2: GREAT NORTHERN Class 1 Plate - 800m

26 January 2025 - 13:25

Track Rating: Soft 5, Weather: Fine, Rail Position: +9m Entire



Section	Overall	600m	400m	200m
Section Times	0:46.36 [5] (0:13.98)	0:32.38 [5] (0:10.28)	0:22.10 [5] (0:10.67)	0:11.43 [5] (0:11.43)
Average Speed [km/h]	51.6	69.5	67.3	63.0
Top Speed [km/h]	70.5	71.1	68.5	65.7
Avg. Dist. to Rail [m]	0.9	1.4	1.2	0.5
Avg. Stride Freq. [Hz]	2.4	2.5	2.5	2.3
Avg. Stride Length [m]	6.7	7.7	7.6	7.4



- [] Ranking at each section and finish
- .-.- No data available at this section
- NA No data available



Horse/Jockey Name	Mikki Shima
Final Rank	6
Fastest Section Time (Section)	0:10.52 (600m)
Top Speed [km/h] (Section)	69.0 (600m)
Race State	Finished



Ipswich QLD Professional

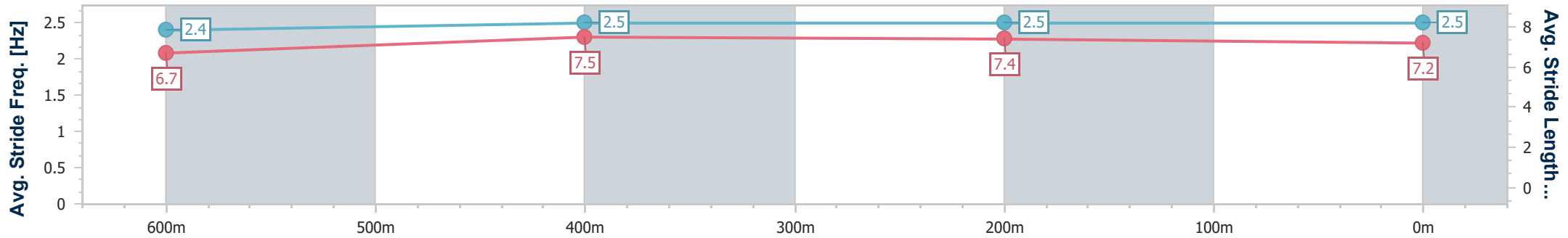
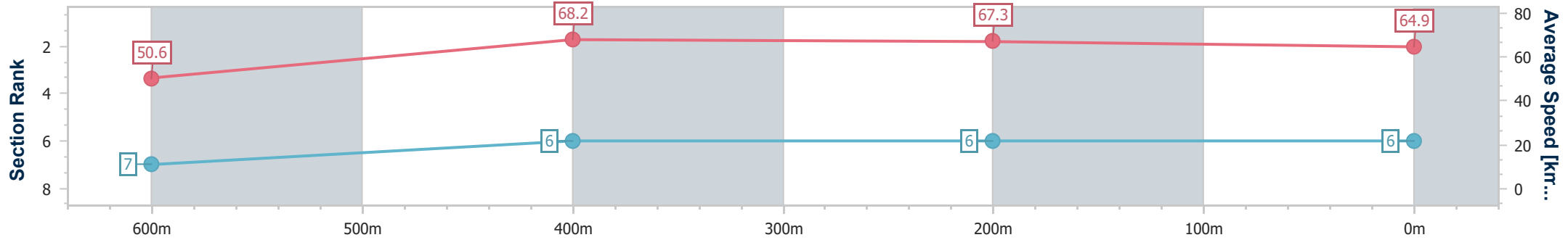
Race 2: GREAT NORTHERN Class 1 Plate - 800m

26 January 2025 - 13:25



Track Rating: Soft 5, Weather: Fine, Rail Position: +9m Entire

Section	Overall	600m	400m	200m
Section Times	0:46.50 [6] (0:14.24)	0:32.26 [7] (0:10.52)	0:21.74 [6] (0:10.65)	0:11.09 [6] (0:11.09)
Average Speed [km/h]	50.6	68.2	67.3	64.9
Top Speed [km/h]	66.5	69.0	68.8	66.1
Avg. Dist. to Rail [m]	3.3	1.3	0.9	1.2
Avg. Stride Freq. [Hz]	2.4	2.5	2.5	2.5
Avg. Stride Length [m]	6.7	7.5	7.4	7.2



- [] Ranking at each section and finish
- .-.- No data available at this section
- NA No data available



Horse/Jockey Name	Dedors Lad
Final Rank	7
Fastest Section Time (Section)	0:10.71 (600m)
Top Speed [km/h] (Section)	67.5 (600m)
Race State	Finished



Ipswich QLD Professional

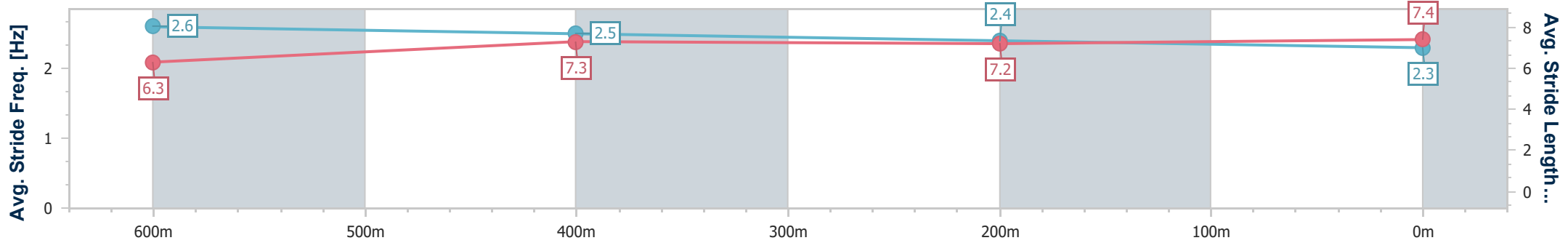
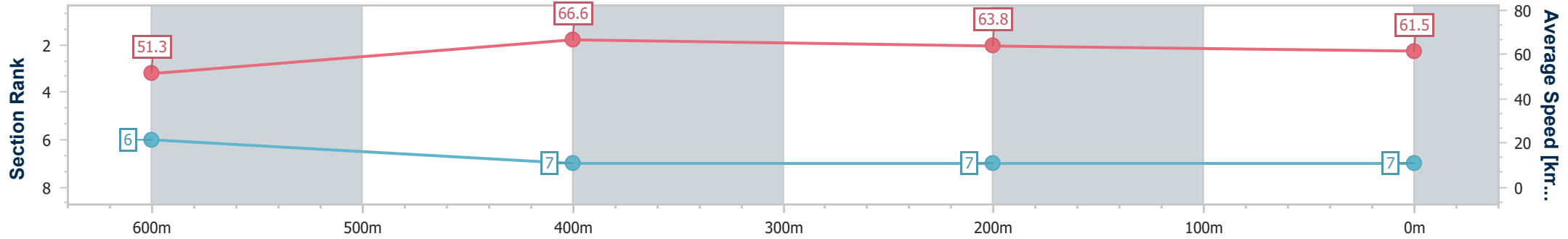
Race 2: GREAT NORTHERN Class 1 Plate - 800m

26 January 2025 - 13:25



Track Rating: Soft 5, Weather: Fine, Rail Position: +9m Entire

Section	Overall	600m	400m	200m
Section Times	0:47.68 [7] (0:14.07)	0:33.61 [6] (0:10.71)	0:22.90 [7] (0:11.22)	0:11.68 [7] (0:11.68)
Average Speed [km/h]	51.3	66.6	63.8	61.5
Top Speed [km/h]	67.2	67.5	65.1	63.4
Avg. Dist. to Rail [m]	2.9	1.5	2.2	2.0
Avg. Stride Freq. [Hz]	2.6	2.5	2.4	2.3
Avg. Stride Length [m]	6.3	7.3	7.2	7.4



- [] Ranking at each section and finish
- .-.- No data available at this section
- NA No data available

Ipswich QLD Professional

Race 3: LEMSECCO Maiden Handicap - 1350m

26 January 2025 - 14:01

Track Rating: Soft 5, Weather: Fine, Rail Position: +9m Entire

Section												Last 600m	
Field Times		Overall	1200m	1000m	800m	600m	400m						0:35.23
		1:20.93 (0:11.36)	1:09.57 (0:11.05)	0:58.52 (0:11.48)	0:47.04 (0:11.81)	0:35.23 (0:11.84)	0:23.39 (0:11.70)						
Rank	TAB	Horse/Jockey	Barrier	Top Speed [km/h]	Fastest Section							Distance Travelled [m]	
1	1	ALL ABOUT ARTIE Justin Huxtable	9	66.6 1200m	0:11.08 1200m	1:20.93 [1] (0:11.36)	1:09.57 [1] (0:11.08)	0:58.49 [2] (0:11.55)	0:46.94 [2] (0:11.79)	0:35.15 [2] (0:11.76)	0:23.39 [1] (0:11.70)	0:35.15	
2	11	GOOD PHILLY Olivia Kendal	5	64.2 400m	0:11.32 400m	1:20.93 [2] (0:11.59)	1:09.34 [3] (0:11.34)	0:58.00 [5] (0:11.71)	0:46.29 [7] (0:11.86)	0:34.43 [7] (0:11.65)	0:22.78 [8] (0:11.32)	0:34.43	+0
3	8	SAND 'N' POWER Ryan Curatolo	1	65.3 1200m	0:11.16 1200m	1:21.18 [3] (0:11.85)	1:09.33 [6] (0:11.16)	0:58.17 [6] (0:11.54)	0:46.63 [6] (0:11.81)	0:34.82 [6] (0:11.62)	0:23.20 [6] (0:11.52)	0:34.82	+0
4	10	BRUTAL SUE Angela Jones	7	66.2 1200m	0:11.16 1200m	1:21.18 [4] (0:11.86)	1:09.32 [7] (0:11.16)	0:58.16 [7] (0:11.39)	0:46.77 [5] (0:11.84)	0:34.93 [5] (0:11.62)	0:23.31 [5] (0:11.59)	0:34.93	+2
5	2	NATIONAL GOAL Jag Guthmann-Chester	3	66.0 1200m	0:11.09 1200m	1:21.32 [5] (0:11.62)	1:09.70 [5] (0:11.09)	0:58.61 [4] (0:11.53)	0:47.08 [4] (0:11.79)	0:35.29 [4] (0:11.63)	0:23.66 [2] (0:11.73)	0:35.29	+0
6	7	I DOUBT IT Ron Stewart	10	66.5 1200m	0:11.01 1200m	1:21.40 [6] (0:12.18)	1:09.22 [10] (0:11.01)	0:58.21 [9] (0:11.59)	0:46.62 [8] (0:11.76)	0:34.86 [8] (0:11.61)	0:23.25 [7] (0:11.66)	0:34.86	-1
7	6	KAYLEEN'S PROFIT Micheal Hellyer	11	65.2 1200m	0:11.25 1200m	1:21.59 [7] (0:12.26)	1:09.33 [11] (0:11.25)	0:58.08 [11] (0:11.57)	0:46.51 [10] (0:11.84)	0:34.67 [10] (0:11.71)	0:22.96 [11] (0:11.47)	0:34.67	-2
8	3	ARTSPACE Yvette Lewis	8	64.5 1200m	0:11.38 1200m	1:21.61 [8] (0:12.01)	1:09.60 [9] (0:11.38)	0:58.22 [10] (0:11.72)	0:46.50 [11] (0:11.93)	0:34.57 [11] (0:11.45)	0:23.12 [10] (0:11.56)	0:34.57	+2
9	4	SUMICH Boris Thornton	2	66.2 1200m	0:11.09 1200m	1:21.74 [9] (0:11.61)	1:10.13 [4] (0:11.09)	0:59.04 [3] (0:11.50)	0:47.54 [3] (0:11.78)	0:35.76 [3] (0:11.86)	0:23.90 [4] (0:11.89)	0:35.76	-2
10	13	ASINGLEPROMISE Georgina Cartwright	6	65.1 1200m	0:11.29 1200m	1:21.86 [10] (0:11.87)	1:09.99 [8] (0:11.29)	0:58.70 [8] (0:11.71)	0:46.99 [9] (0:11.87)	0:35.12 [9] (0:11.65)	0:23.47 [9] (0:11.60)	0:35.12	+1

Scratched: Cheerful Cat (#12), Skieda (#5)



Ipswich QLD Professional
 Race 3: LEMSECCO Maiden Handicap - 1350m
 26 January 2025 - 14:01



Track Rating: Soft 5, Weather: Fine, Rail Position: +9m Entire

Section	Overall	1200m	1000m	800m	600m	400m	Last 600m
Field Times	1:20.93 (0:11.36)	1:09.57 (0:11.05)	0:58.52 (0:11.48)	0:47.04 (0:11.81)	0:35.23 (0:11.84)	0:23.39 (0:11.70)	0:35.23

Rank	TAB	Horse/Jockey	Barrier	Top Speed [km/h]	Fastest Section	Overall	1200m	1000m	800m	600m	400m	Last 600m	Distance Travelled [m]
11	9	SHEEZ BRUTAFUL	4	68.1	0:10.91	1:23.15 [11]	1:11.65 [2]	1:00.74 [1]	0:49.26 [1]	0:37.45 [1]	0:25.45 [3]	0:37.45	-4
		Jace McMurray		1200m	1200m	(0:11.50)	(0:10.91)	(0:11.48)	(0:11.81)	(0:12.00)	(0:12.21)		

Scratched: Cheerful Cat (#12), Skieda (#5)

Track Rating: Soft 5, Weather: Fine, Rail Position: +9m Entire

Section				200m				Last 600m		
Field Times				0:11.69 (0:11.69)				0:35.23		
Rank	TAB	Horse/Jockey	Barrier	Top Speed [km/h]	Fastest Section	Margin			Distance Travelled [m]	
1	1	ALL ABOUT ARTIE Justin Huxtable	9	66.6 1200m	0:11.08 1200m	0:11.69 [1] (0:11.69)	1:20.93		0:35.15	
2	11	GOOD PHILLY Olivia Kendal	5	64.2 400m	0:11.32 400m	0:11.46 [4] (0:11.46)	0.03L		0:34.43	+0
3	8	SAND 'N' POWER Ryan Curatolo	1	65.3 1200m	0:11.16 1200m	0:11.68 [5] (0:11.68)	1.45L		0:34.82	+0
4	10	BRUTAL SUE Angela Jones	7	66.2 1200m	0:11.16 1200m	0:11.72 [3] (0:11.72)	1.49L		0:34.93	+2
5	2	NATIONAL GOAL Jag Guthmann-Chester	3	66.0 1200m	0:11.09 1200m	0:11.93 [2] (0:11.93)	2.29L		0:35.29	+0
6	7	I DOUBT IT Ron Stewart	10	66.5 1200m	0:11.01 1200m	0:11.59 [7] (0:11.59)	2.79L		0:34.86	-1
7	6	KAYLEEN'S PROFIT Micheal Hellyer	11	65.2 1200m	0:11.25 1200m	0:11.49 [11] (0:11.49)	3.87L		0:34.67	-2
8	3	ARTSPACE Yvette Lewis	8	64.5 1200m	0:11.38 1200m	0:11.56 [10] (0:11.56)	4.02L		0:34.57	+2
9	4	SUMICH Boris Thornton	2	66.2 1200m	0:11.09 1200m	0:12.01 [6] (0:12.01)	4.77L		0:35.76	-2
10	13	ASINGLEPROMISE Georgina Cartwright	6	65.1 1200m	0:11.29 1200m	0:11.87 [9] (0:11.87)	5.46L		0:35.12	+1

Scratched: Cheerful Cat (#12), Skieda (#5)



Ipswich QLD Professional
 Race 3: LEMSECCO Maiden Handicap - 1350m
 26 January 2025 - 14:01



Track Rating: Soft 5, Weather: Fine, Rail Position: +9m Entire

Section				200m				Last 600m		
Field Times				0:11.69 (0:11.69)				0:35.23		
Rank	TAB	Horse/Jockey	Barrier	Top Speed [km/h]	Fastest Section	Margin			Distance Travelled [m]	
11	9	SHEEZ BRUTAFUL	4	68.1	0:10.91	0:13.24 [8]	13.05L		0:37.45	-4
		Jace McMurray		1200m	1200m	(0:13.24)				

Scratched: Cheerful Cat (#12), Skieda (#5)

[] Ranking at each section and finish
 -:-:- No data available at this section
 NA No data available

SCN Saddle cloth number
 DNF Did not finish
 DNT Did not track



Horse/Jockey Name	All About Artie
Final Rank	1
Fastest Section Time (Section)	0:11.08 (1200m)
Top Speed [km/h] (Section)	66.6 (1200m)
Race State	Finished



Ipswich QLD Professional

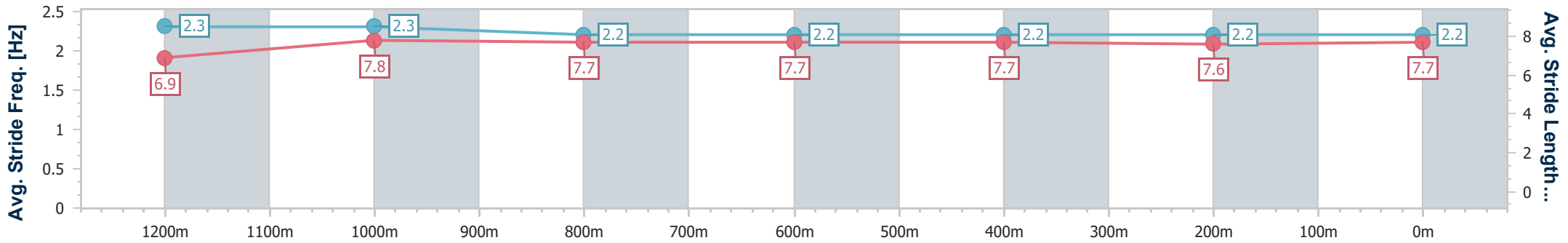
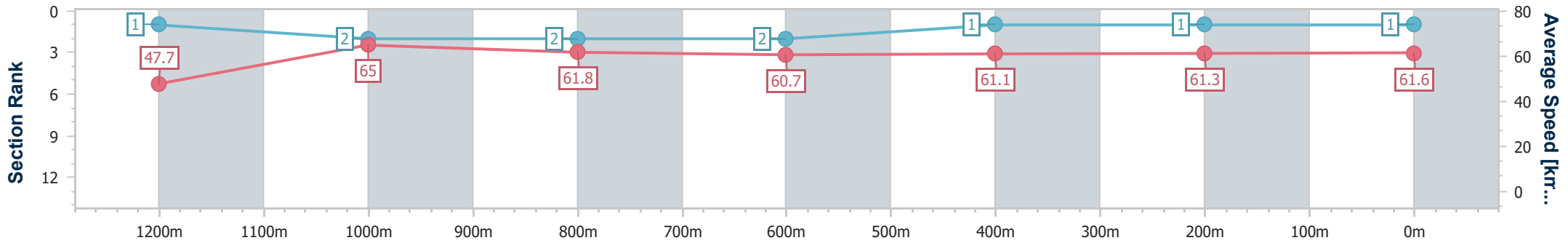
Race 3: LEMSECCO Maiden Handicap - 1350m

26 January 2025 - 14:01



Track Rating: Soft 5, Weather: Fine, Rail Position: +9m Entire

Section	Overall	1200m	1000m	800m	600m	400m	200m
Section Times	1:20.93 [1] (0:11.36)	1:09.57 [1] (0:11.08)	0:58.49 [2] (0:11.55)	0:46.94 [2] (0:11.79)	0:35.15 [2] (0:11.76)	0:23.39 [1] (0:11.70)	0:11.69 [1] (0:11.69)
Average Speed [km/h]	47.7	65.0	61.8	60.7	61.1	61.3	61.6
Top Speed [km/h]	65.6	66.6	63.1	61.3	63.0	63.0	64.0
Avg. Dist. to Rail [m]	4.8	1.2	1.1	1.6	1.1	1.0	1.6
Avg. Stride Freq. [Hz]	2.3	2.3	2.2	2.2	2.2	2.2	2.2
Avg. Stride Length [m]	6.9	7.8	7.7	7.7	7.7	7.6	7.7



- [] Ranking at each section and finish
- .-.- No data available at this section
- NA No data available



Horse/Jockey Name	Good Philly
Final Rank	2
Fastest Section Time (Section)	0:11.32 (400m)
Top Speed [km/h] (Section)	64.2 (400m)
Race State	Finished



Ipswich QLD Professional

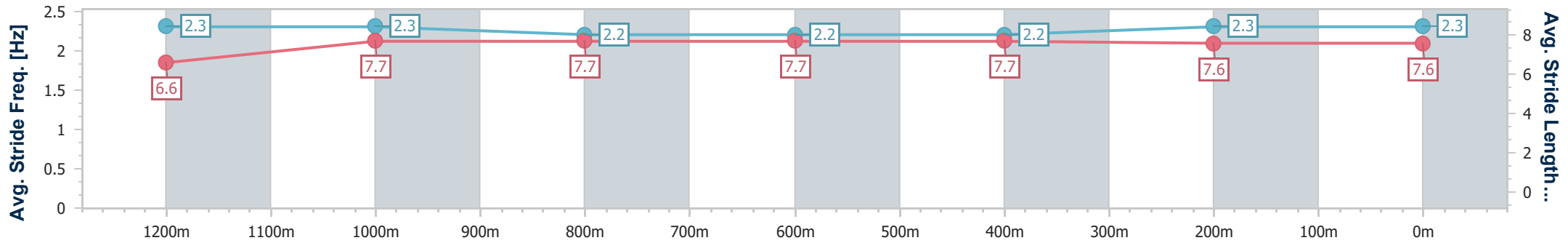
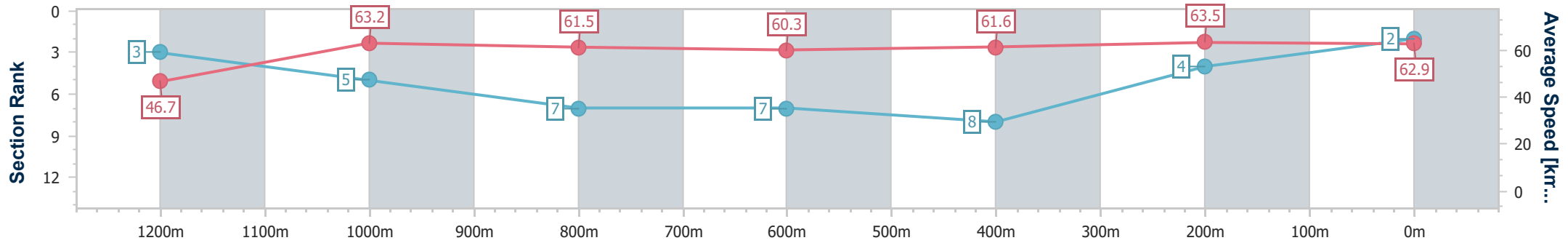
Race 3: LEMSECCO Maiden Handicap - 1350m

26 January 2025 - 14:01



Track Rating: Soft 5, Weather: Fine, Rail Position: +9m Entire

Section	Overall	1200m	1000m	800m	600m	400m	200m
Section Times	1:20.93 [2] (0:11.59)	1:09.34 [3] (0:11.34)	0:58.00 [5] (0:11.71)	0:46.29 [7] (0:11.86)	0:34.43 [7] (0:11.65)	0:22.78 [8] (0:11.32)	0:11.46 [4] (0:11.46)
Average Speed [km/h]	46.7	63.2	61.5	60.3	61.6	63.5	62.9
Top Speed [km/h]	62.1	64.2	63.8	61.9	63.5	64.2	63.9
Avg. Dist. to Rail [m]	2.0	0.6	1.0	1.5	1.0	1.7	4.3
Avg. Stride Freq. [Hz]	2.3	2.3	2.2	2.2	2.2	2.3	2.3
Avg. Stride Length [m]	6.6	7.7	7.7	7.7	7.7	7.6	7.6



- [] Ranking at each section and finish
- .-.- No data available at this section
- NA No data available



Horse/Jockey Name	Sand 'N' Power
Final Rank	3
Fastest Section Time (Section)	0:11.16 (1200m)
Top Speed [km/h] (Section)	65.3 (1200m)
Race State	Finished



Ipswich QLD Professional

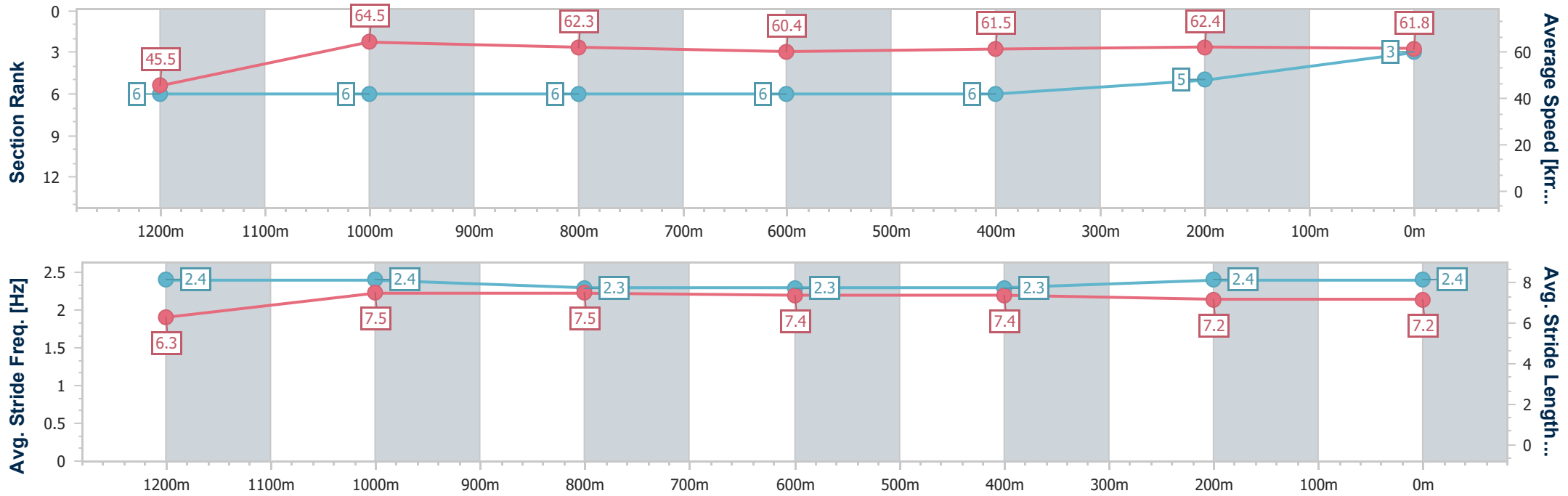
Race 3: LEMSECCO Maiden Handicap - 1350m

26 January 2025 - 14:01



Track Rating: Soft 5, Weather: Fine, Rail Position: +9m Entire

Section	Overall	1200m	1000m	800m	600m	400m	200m
Section Times	1:21.18 [3] (0:11.85)	1:09.33 [6] (0:11.16)	0:58.17 [6] (0:11.54)	0:46.63 [6] (0:11.81)	0:34.82 [6] (0:11.62)	0:23.20 [6] (0:11.52)	0:11.68 [5]
Average Speed [km/h]	45.5	64.5	62.3	60.4	61.5	62.4	61.8
Top Speed [km/h]	62.9	65.3	63.7	61.8	62.5	63.5	63.7
Avg. Dist. to Rail [m]	1.4	0.6	1.5	2.3	1.7	0.8	2.3
Avg. Stride Freq. [Hz]	2.4	2.4	2.3	2.3	2.3	2.4	2.4
Avg. Stride Length [m]	6.3	7.5	7.5	7.4	7.4	7.2	7.2



- [] Ranking at each section and finish
- .-.- No data available at this section
- NA No data available



Horse/Jockey Name	Brutal Sue
Final Rank	4
Fastest Section Time (Section)	0:11.16 (1200m)
Top Speed [km/h] (Section)	66.2 (1200m)
Race State	Finished



Ipswich QLD Professional

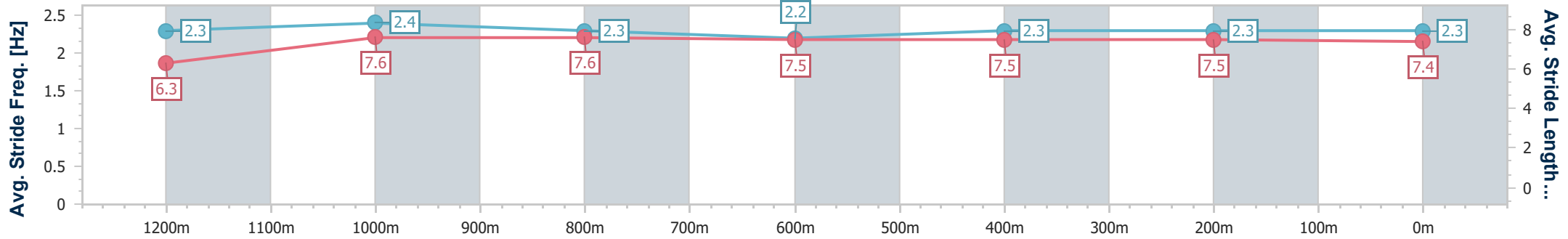
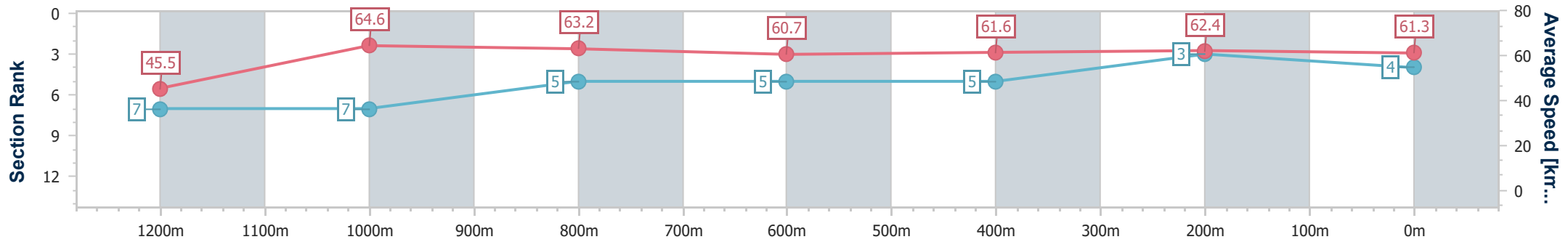
Race 3: LEMSECCO Maiden Handicap - 1350m

26 January 2025 - 14:01

Track Rating: Soft 5, Weather: Fine, Rail Position: +9m Entire



Section	Overall	1200m	1000m	800m	600m	400m	200m
Section Times	1:21.18 [4] (0:11.86)	1:09.32 [7] (0:11.16)	0:58.16 [7] (0:11.39)	0:46.77 [5] (0:11.84)	0:34.93 [5] (0:11.62)	0:23.31 [5] (0:11.59)	0:11.72 [3] (0:11.72)
Average Speed [km/h]	45.5	64.6	63.2	60.7	61.6	62.4	61.3
Top Speed [km/h]	63.1	66.2	65.5	62.1	63.3	63.2	62.5
Avg. Dist. to Rail [m]	2.4	0.8	0.3	0.7	0.5	0.9	2.7
Avg. Stride Freq. [Hz]	2.3	2.4	2.3	2.2	2.3	2.3	2.3
Avg. Stride Length [m]	6.3	7.6	7.6	7.5	7.5	7.5	7.4



- [] Ranking at each section and finish
- .-.- No data available at this section
- NA No data available



Horse/Jockey Name	National Goal
Final Rank	5
Fastest Section Time (Section)	0:11.09 (1200m)
Top Speed [km/h] (Section)	66.0 (1200m)
Race State	Finished



Ipswich QLD Professional

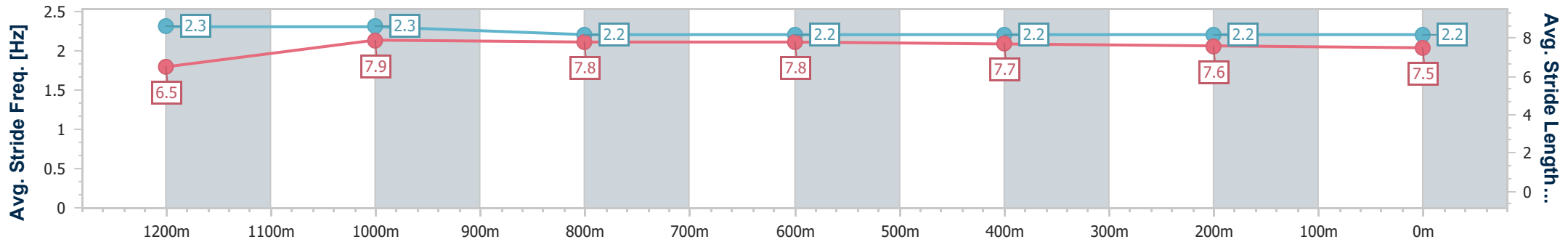
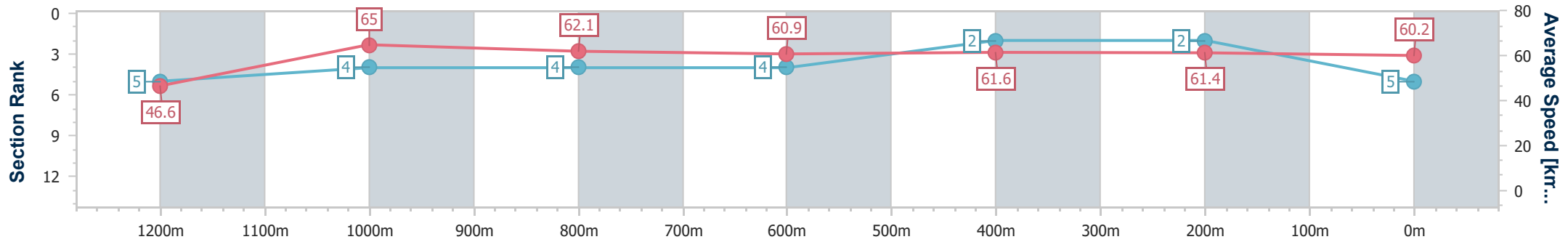
Race 3: LEMSECCO Maiden Handicap - 1350m

26 January 2025 - 14:01



Track Rating: Soft 5, Weather: Fine, Rail Position: +9m Entire

Section	Overall	1200m	1000m	800m	600m	400m	200m
Section Times	1:21.32 [5] (0:11.62)	1:09.70 [5] (0:11.09)	0:58.61 [4] (0:11.53)	0:47.08 [4] (0:11.79)	0:35.29 [4] (0:11.63)	0:23.66 [2] (0:11.73)	0:11.93 [2] (0:11.93)
Average Speed [km/h]	46.6	65.0	62.1	60.9	61.6	61.4	60.2
Top Speed [km/h]	65.0	66.0	63.3	61.7	62.2	62.5	61.8
Avg. Dist. to Rail [m]	1.0	0.7	0.5	1.4	0.9	0.5	0.5
Avg. Stride Freq. [Hz]	2.3	2.3	2.2	2.2	2.2	2.2	2.2
Avg. Stride Length [m]	6.5	7.9	7.8	7.8	7.7	7.6	7.5



- [] Ranking at each section and finish
- .-.- No data available at this section
- NA No data available



Horse/Jockey Name	I Doubt It
Final Rank	6
Fastest Section Time (Section)	0:11.01 (1200m)
Top Speed [km/h] (Section)	66.5 (1200m)
Race State	Finished



Ipswich QLD Professional

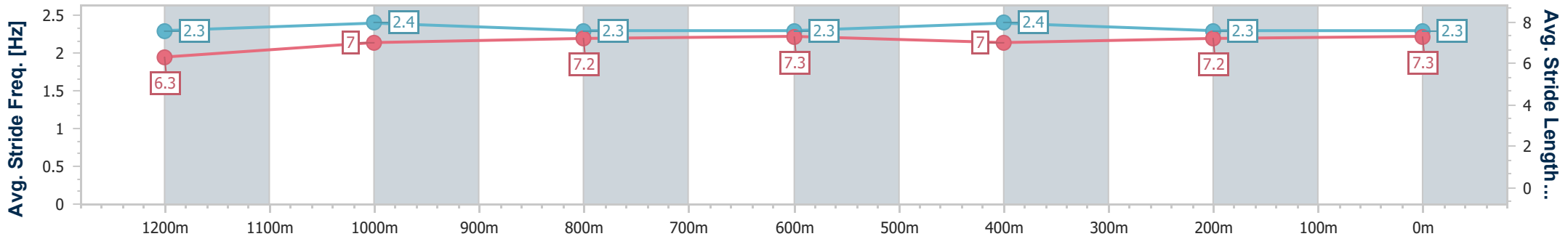
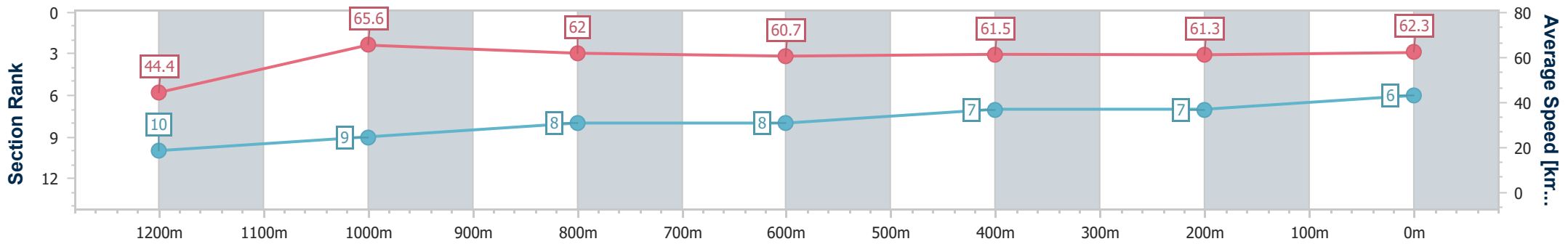
Race 3: LEMSECCO Maiden Handicap - 1350m

26 January 2025 - 14:01



Track Rating: Soft 5, Weather: Fine, Rail Position: +9m Entire

Section	Overall	1200m	1000m	800m	600m	400m	200m
Section Times	1:21.40 [6] (0:12.18)	1:09.22 [10] (0:11.01)	0:58.21 [9] (0:11.59)	0:46.62 [8] (0:11.76)	0:34.86 [8] (0:11.61)	0:23.25 [7] (0:11.66)	0:11.59 [7] (0:11.59)
Average Speed [km/h]	44.4	65.6	62.0	60.7	61.5	61.3	62.3
Top Speed [km/h]	63.3	66.5	63.9	62.1	62.6	62.3	62.9
Avg. Dist. to Rail [m]	4.7	0.5	0.9	2.0	2.0	1.4	3.8
Avg. Stride Freq. [Hz]	2.3	2.4	2.3	2.3	2.4	2.3	2.3
Avg. Stride Length [m]	6.3	7.0	7.2	7.3	7.0	7.2	7.3



- [] Ranking at each section and finish
- .-.- No data available at this section
- NA No data available



Horse/Jockey Name	Kayleen's Profit
Final Rank	7
Fastest Section Time (Section)	0:11.25 (1200m)
Top Speed [km/h] (Section)	65.2 (1200m)
Race State	Finished



Ipswich QLD Professional

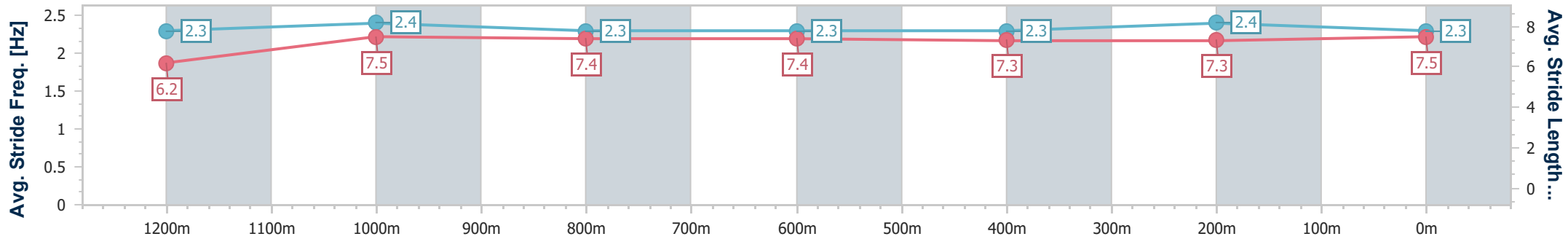
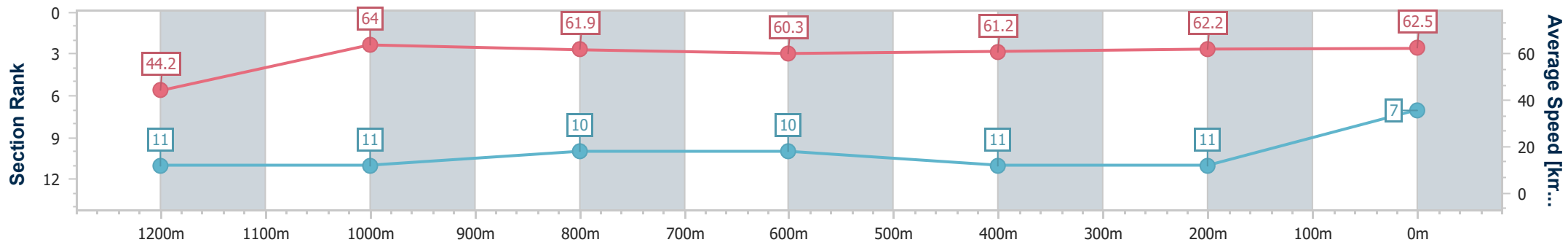
Race 3: LEMSECCO Maiden Handicap - 1350m

26 January 2025 - 14:01



Track Rating: Soft 5, Weather: Fine, Rail Position: +9m Entire

Section	Overall	1200m	1000m	800m	600m	400m	200m
Section Times	1:21.59 [7] (0:12.26)	1:09.33 [11] (0:11.25)	0:58.08 [11] (0:11.57)	0:46.51 [10] (0:11.84)	0:34.67 [10] (0:11.71)	0:22.96 [11] (0:11.47)	0:11.49 [11] (0:11.49)
Average Speed [km/h]	44.2	64.0	61.9	60.3	61.2	62.2	62.5
Top Speed [km/h]	62.2	65.2	63.8	61.4	62.1	63.6	63.7
Avg. Dist. to Rail [m]	5.3	0.7	1.2	2.2	1.9	1.7	1.6
Avg. Stride Freq. [Hz]	2.3	2.4	2.3	2.3	2.3	2.4	2.3
Avg. Stride Length [m]	6.2	7.5	7.4	7.4	7.3	7.3	7.5



- [] Ranking at each section and finish
- .-.- No data available at this section
- NA No data available



Horse/Jockey Name	Artspace
Final Rank	8
Fastest Section Time (Section)	0:11.38 (1200m)
Top Speed [km/h] (Section)	64.5 (1200m)
Race State	Finished



Ipswich QLD Professional

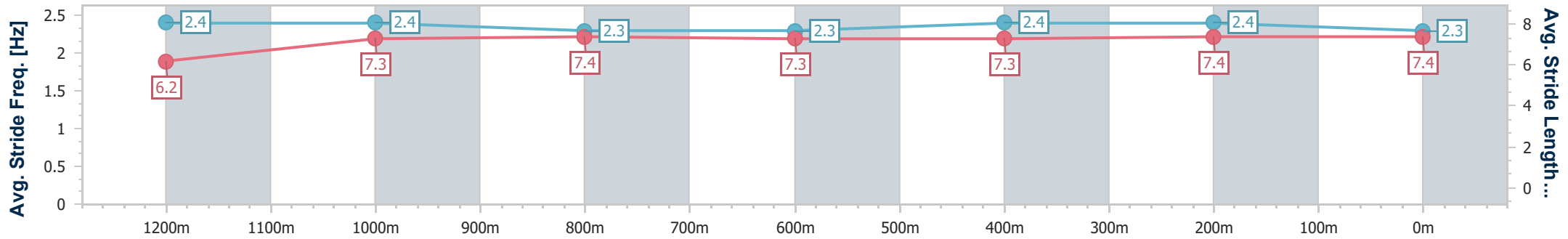
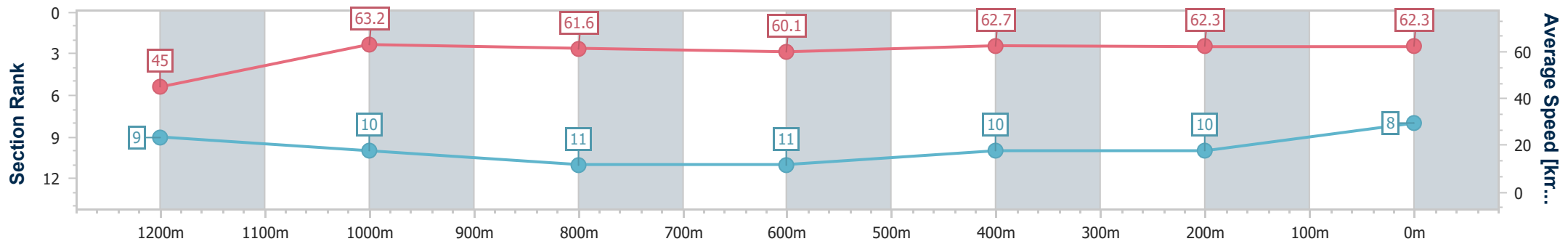
Race 3: LEMSECCO Maiden Handicap - 1350m

26 January 2025 - 14:01



Track Rating: Soft 5, Weather: Fine, Rail Position: +9m Entire

Section	Overall	1200m	1000m	800m	600m	400m	200m
Section Times	1:21.61 [8] (0:12.01)	1:09.60 [9] (0:11.38)	0:58.22 [10] (0:11.72)	0:46.50 [11] (0:11.93)	0:34.57 [11] (0:11.45)	0:23.12 [10] (0:11.56)	0:11.56 [10] (0:11.56)
Average Speed [km/h]	45.0	63.2	61.6	60.1	62.7	62.3	62.3
Top Speed [km/h]	60.3	64.5	63.9	61.5	63.8	63.3	63.4
Avg. Dist. to Rail [m]	4.6	1.3	0.2	0.9	0.5	1.5	4.2
Avg. Stride Freq. [Hz]	2.4	2.4	2.3	2.3	2.4	2.4	2.3
Avg. Stride Length [m]	6.2	7.3	7.4	7.3	7.3	7.4	7.4



- [] Ranking at each section and finish
- .-.- No data available at this section
- NA No data available



Horse/Jockey Name	Sumich
Final Rank	9
Fastest Section Time (Section)	0:11.09 (1200m)
Top Speed [km/h] (Section)	66.2 (1200m)
Race State	Finished



Ipswich QLD Professional

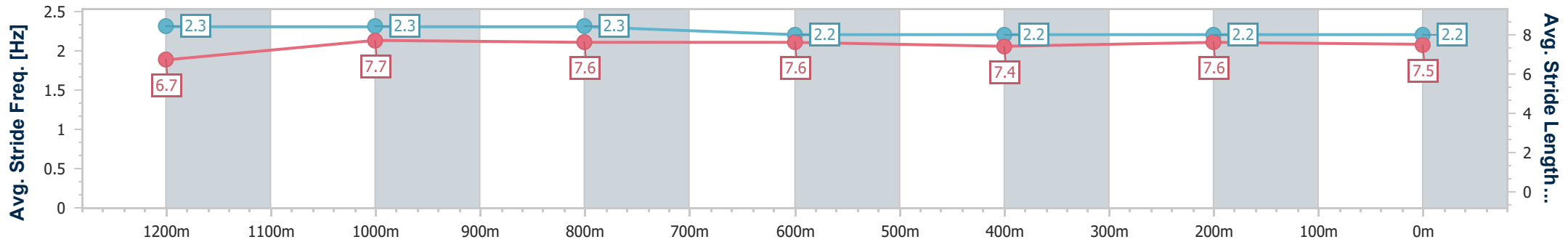
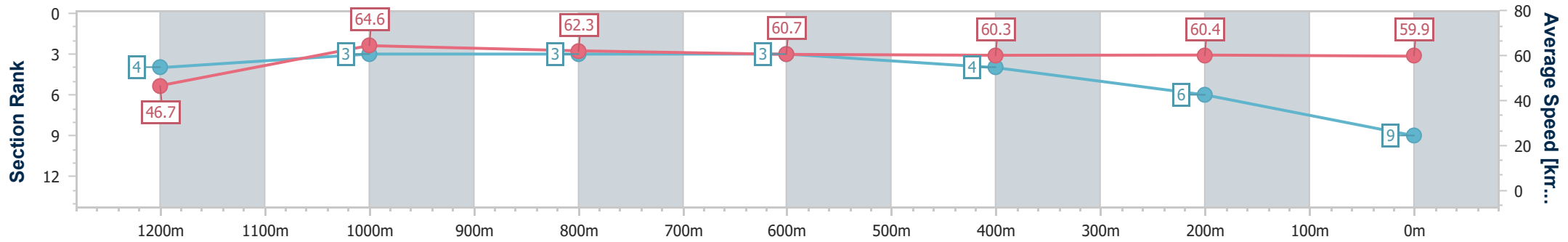
Race 3: LEMSECCO Maiden Handicap - 1350m

26 January 2025 - 14:01



Track Rating: Soft 5, Weather: Fine, Rail Position: +9m Entire

Section	Overall	1200m	1000m	800m	600m	400m	200m
Section Times	1:21.74 [9] (0:11.61)	1:10.13 [4] (0:11.09)	0:59.04 [3] (0:11.50)	0:47.54 [3] (0:11.78)	0:35.76 [3] (0:11.86)	0:23.90 [4] (0:11.89)	0:12.01 [6] (0:12.01)
Average Speed [km/h]	46.7	64.6	62.3	60.7	60.3	60.4	59.9
Top Speed [km/h]	63.9	66.2	63.0	61.3	60.7	61.0	60.8
Avg. Dist. to Rail [m]	1.3	1.0	1.7	2.1	1.7	0.8	0.5
Avg. Stride Freq. [Hz]	2.3	2.3	2.3	2.2	2.2	2.2	2.2
Avg. Stride Length [m]	6.7	7.7	7.6	7.6	7.4	7.6	7.5



- [] Ranking at each section and finish
- .-.- No data available at this section
- NA No data available



Horse/Jockey Name	Asinglepromise
Final Rank	10
Fastest Section Time (Section)	0:11.29 (1200m)
Top Speed [km/h] (Section)	65.1 (1200m)
Race State	Finished



Ipswich QLD Professional

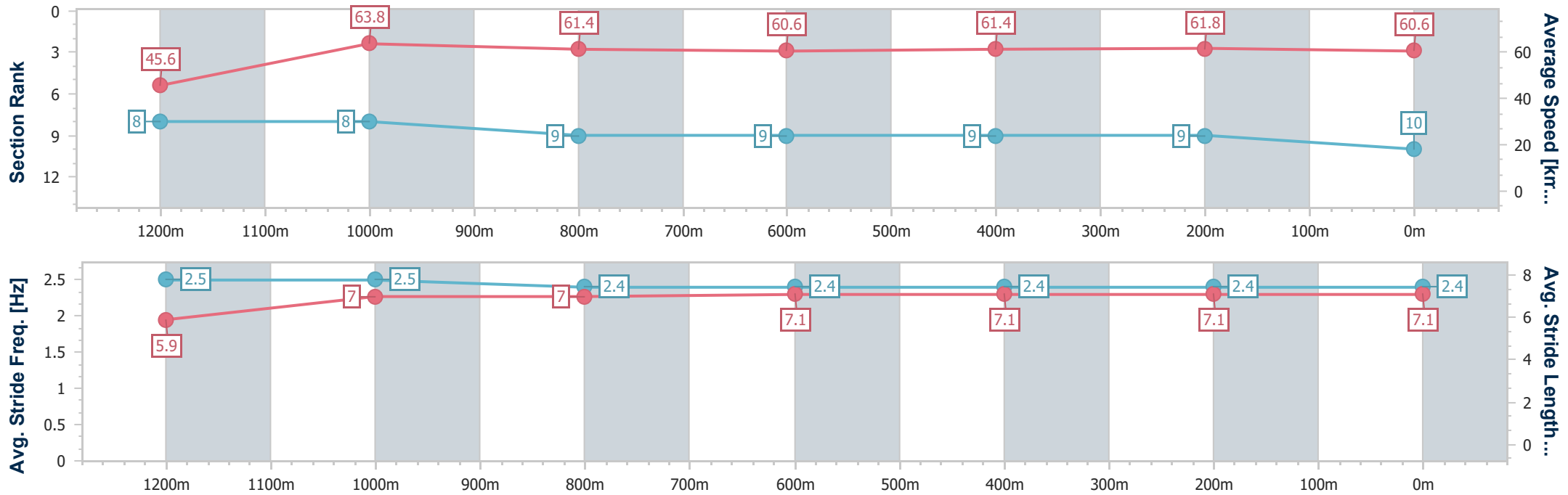
Race 3: LEMSECCO Maiden Handicap - 1350m

26 January 2025 - 14:01



Track Rating: Soft 5, Weather: Fine, Rail Position: +9m Entire

Section	Overall	1200m	1000m	800m	600m	400m	200m
Section Times	1:21.86 [10] (0:11.87)	1:09.99 [8] (0:11.29)	0:58.70 [8] (0:11.71)	0:46.99 [9] (0:11.87)	0:35.12 [9] (0:11.65)	0:23.47 [9] (0:11.60)	0:11.87 [9] (0:11.87)
Average Speed [km/h]	45.6	63.8	61.4	60.6	61.4	61.8	60.6
Top Speed [km/h]	63.3	65.1	63.6	61.9	63.1	62.2	62.7
Avg. Dist. to Rail [m]	2.1	0.6	0.2	0.8	1.2	1.4	3.0
Avg. Stride Freq. [Hz]	2.5	2.5	2.4	2.4	2.4	2.4	2.4
Avg. Stride Length [m]	5.9	7.0	7.0	7.1	7.1	7.1	7.1



- [] Ranking at each section and finish
- .-.- No data available at this section
- NA No data available



Horse/Jockey Name	Sheez Brutaful
Final Rank	11
Fastest Section Time (Section)	0:10.91 (1200m)
Top Speed [km/h] (Section)	68.1 (1200m)
Race State	Finished



Ipswich QLD Professional

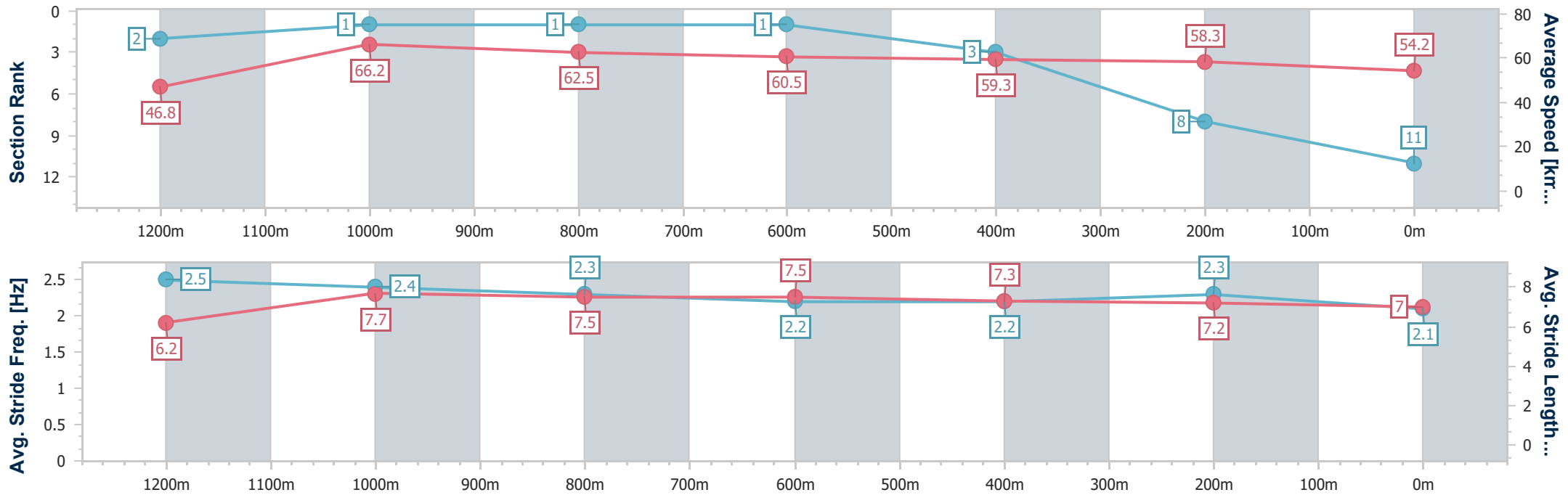
Race 3: LEMSECCO Maiden Handicap - 1350m

26 January 2025 - 14:01



Track Rating: Soft 5, Weather: Fine, Rail Position: +9m Entire

Section	Overall	1200m	1000m	800m	600m	400m	200m
Section Times	1:23.15 [11] (0:11.50)	1:11.65 [2] (0:10.91)	1:00.74 [1] (0:11.48)	0:49.26 [1] (0:11.81)	0:37.45 [1] (0:12.00)	0:25.45 [3] (0:12.21)	0:13.24 [8] (0:13.24)
Average Speed [km/h]	46.8	66.2	62.5	60.5	59.3	58.3	54.2
Top Speed [km/h]	65.8	68.1	64.1	61.6	60.3	59.0	57.3
Avg. Dist. to Rail [m]	1.5	1.0	0.5	1.8	2.3	3.8	2.8
Avg. Stride Freq. [Hz]	2.5	2.4	2.3	2.2	2.2	2.3	2.1
Avg. Stride Length [m]	6.2	7.7	7.5	7.5	7.3	7.2	7.0



- [] Ranking at each section and finish
- .-.- No data available at this section
- NA No data available

Ipswich QLD Professional

Race 4: TAB BENCHMARK 65 Handicap - 1350m

26 January 2025 - 14:40

Track Rating: Soft 5, Weather: Fine, Rail Position: +9m Entire

Section												Last 600m	
Field Times		Overall	1200m	1000m	800m	600m	400m						0:34.98
		1:19.98 (0:11.08)	1:08.90 (0:10.85)	0:58.05 (0:11.50)	0:46.55 (0:11.57)	0:34.98 (0:11.39)	0:23.59 (0:11.57)						
Rank	TAB Horse/Jockey	Barrier	Top Speed [km/h]	Fastest Section									Distance Travelled [m]
1	9 BETTER BE SLICK Siobhan Rutledge	2	67.2 1200m	0:10.86 1200m	1:19.98 [1] (0:11.72)	1:08.26 [6] (0:10.86)	0:57.40 [6] (0:11.21)	0:46.19 [6] (0:11.55)	0:34.64 [6] (0:11.54)	0:23.10 [7] (0:11.40)	0:34.64		
2	10 SOBUTE Jace McMurray	7	67.1 1200m	0:10.98 1200m	1:20.00 [2] (0:11.77)	1:08.23 [7] (0:10.98)	0:57.25 [7] (0:11.19)	0:46.06 [7] (0:11.56)	0:34.50 [7] (0:11.32)	0:23.18 [6] (0:11.42)	0:34.50 +2		
3	7 UNDER THE PALAIS Jackson Murphy	6	66.2 1200m	0:10.93 1200m	1:20.06 [3] (0:11.57)	1:08.49 [5] (0:10.93)	0:57.56 [5] (0:11.24)	0:46.32 [5] (0:11.50)	0:34.82 [4] (0:11.34)	0:23.48 [3] (0:11.56)	0:34.82 +0		
4	3 LIETUVA Kirk Matheson	4	66.8 1200m	0:10.92 1200m	1:20.12 [4] (0:11.08)	1:09.04 [2] (0:10.92)	0:58.12 [2] (0:11.43)	0:46.69 [1] (0:11.57)	0:35.12 [1] (0:11.39)	0:23.73 [1] (0:11.57)	0:35.12 +1		
5	5 CASROCK Cejay Graham	8	66.7 1200m	0:11.04 1200m	1:20.16 [5] (0:11.80)	1:08.36 [8] (0:11.04)	0:57.32 [8] (0:11.30)	0:46.02 [8] (0:11.45)	0:34.57 [8] (0:11.43)	0:23.14 [8] (0:11.40)	0:34.57 +2		
6	8 WHISTLING SPIRIT Samantha Collett	5	66.9 1200m	0:10.92 1200m	1:20.40 [6] (0:11.24)	1:09.16 [3] (0:10.92)	0:58.24 [3] (0:11.39)	0:46.85 [3] (0:11.56)	0:35.29 [3] (0:11.53)	0:23.76 [4] (0:11.53)	0:35.29 +4		
7	11 FLY FIFER James Orman	3	66.5 1200m	0:10.95 1200m	1:20.68 [7] (0:11.36)	1:09.32 [4] (0:10.95)	0:58.37 [4] (0:11.37)	0:47.00 [4] (0:11.63)	0:35.37 [5] (0:11.48)	0:23.89 [5] (0:11.63)	0:35.37 -3		
8	4 NAILS AND PRIDE Jai Williams	1	67.6 1200m	0:10.85 1200m	1:20.83 [8] (0:11.08)	1:09.75 [1] (0:10.85)	0:58.90 [1] (0:11.51)	0:47.39 [2] (0:11.67)	0:35.72 [2] (0:11.29)	0:24.43 [2] (0:11.63)	0:35.72 -2		

Scratched: All's Fair (#2), Hulkmania (#6), North Channel (#1)

Track Rating: Soft 5, Weather: Fine, Rail Position: +9m Entire

Section				200m				Last 600m	
Field Times				0:12.02 (0:12.02)				0:34.98	
Rank	TAB	Horse/Jockey	Barrier	Top Speed [km/h]	Fastest Section	Margin			Distance Travelled [m]
1	9	BETTER BE SLICK Siobhan Rutledge	2	67.2 1200m	0:10.86 1200m	0:11.70 [6] (0:11.70)	1:19.98		0:34.64
2	10	SOBUTE Jace McMurray	7	67.1 1200m	0:10.98 1200m	0:11.76 [5] (0:11.76)	0.09L		0:34.50 +2
3	7	UNDER THE PALAIS Jackson Murphy	6	66.2 1200m	0:10.93 1200m	0:11.92 [3] (0:11.92)	0.44L		0:34.82 +0
4	3	LIETUVA Kirk Matheson	4	66.8 1200m	0:10.92 1200m	0:12.16 [1] (0:12.16)	0.8L		0:35.12 +1
5	5	CASROCK Cejay Graham	8	66.7 1200m	0:11.04 1200m	0:11.74 [7] (0:11.74)	1.02L		0:34.57 +2
6	8	WHISTLING SPIRIT Samantha Collett	5	66.9 1200m	0:10.92 1200m	0:12.23 [4] (0:12.23)	2.47L		0:35.29 +4
7	11	FLY FIFER James Orman	3	66.5 1200m	0:10.95 1200m	0:12.26 [8] (0:12.26)	4.1L		0:35.37 -3
8	4	NAILS AND PRIDE Jai Williams	1	67.6 1200m	0:10.85 1200m	0:12.80 [2] (0:12.80)	4.97L		0:35.72 -2

Scratched: All's Fair (#2), Hulkamania (#6), North Channel (#1)



Horse/Jockey Name	Better Be Slick
Final Rank	1
Fastest Section Time (Section)	0:10.86 (1200m)
Top Speed [km/h] (Section)	67.2 (1200m)
Race State	Finished



Ipswich QLD Professional

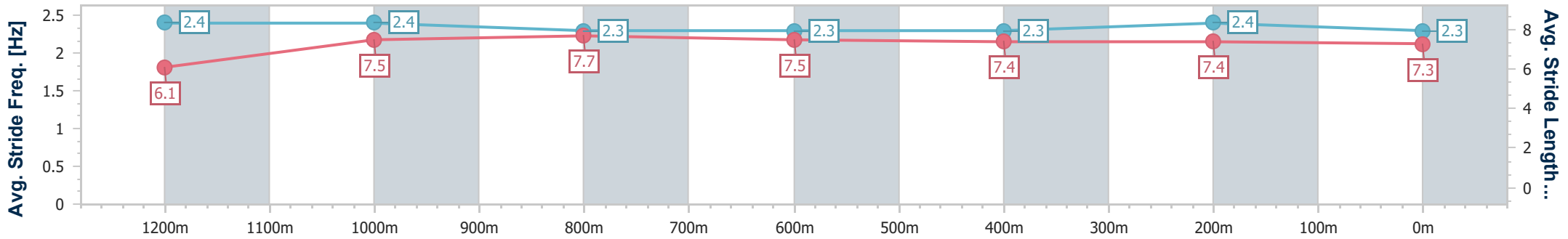
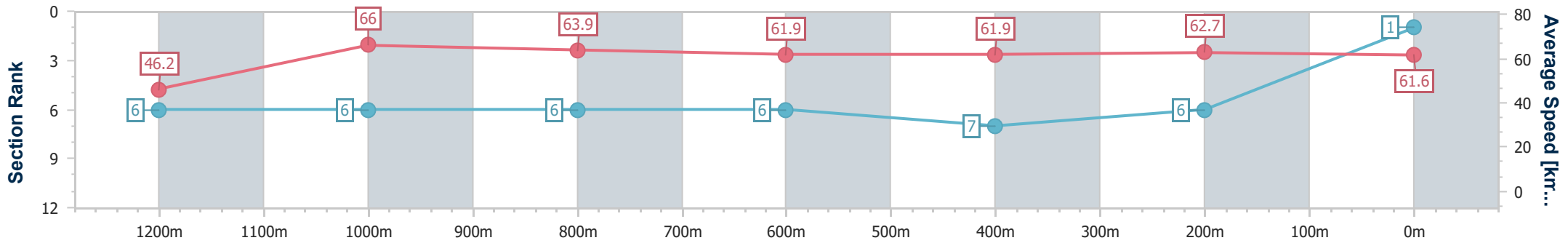
Race 4: TAB BENCHMARK 65 Handicap - 1350m

26 January 2025 - 14:40



Track Rating: Soft 5, Weather: Fine, Rail Position: +9m Entire

Section	Overall	1200m	1000m	800m	600m	400m	200m
Section Times	1:19.98 [1] (0:11.72)	1:08.26 [6] (0:10.86)	0:57.40 [6] (0:11.21)	0:46.19 [6] (0:11.55)	0:34.64 [6] (0:11.54)	0:23.10 [7] (0:11.40)	0:11.70 [6] (0:11.70)
Average Speed [km/h]	46.2	66.0	63.9	61.9	61.9	62.7	61.6
Top Speed [km/h]	65.2	67.2	66.1	62.6	62.6	63.4	62.9
Avg. Dist. to Rail [m]	1.5	1.1	1.3	1.9	2.1	1.3	1.0
Avg. Stride Freq. [Hz]	2.4	2.4	2.3	2.3	2.3	2.4	2.3
Avg. Stride Length [m]	6.1	7.5	7.7	7.5	7.4	7.4	7.3



- [] Ranking at each section and finish
- .-.- No data available at this section
- NA No data available



Horse/Jockey Name	Sobute
Final Rank	2
Fastest Section Time (Section)	0:10.98 (1200m)
Top Speed [km/h] (Section)	67.1 (1200m)
Race State	Finished



Ipswich QLD Professional

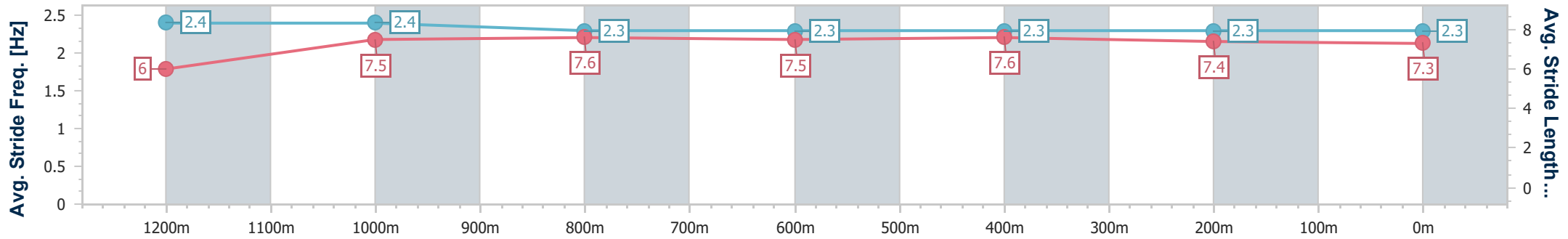
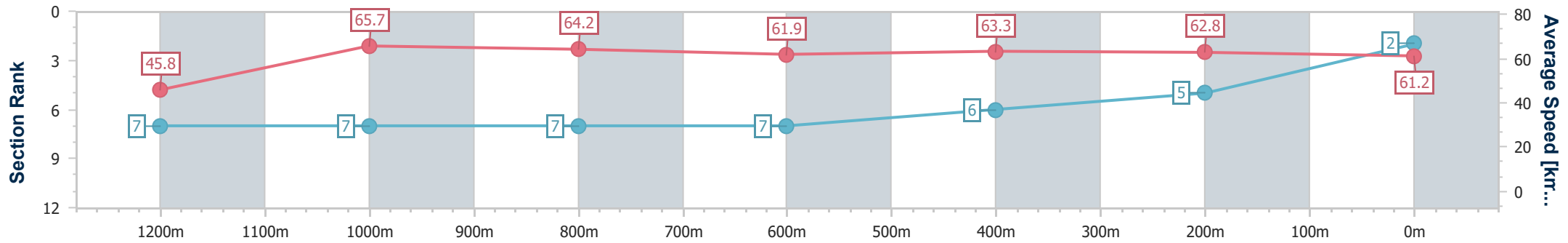
Race 4: TAB BENCHMARK 65 Handicap - 1350m

26 January 2025 - 14:40



Track Rating: Soft 5, Weather: Fine, Rail Position: +9m Entire

Section	Overall	1200m	1000m	800m	600m	400m	200m
Section Times	1:20.00 [2] (0:11.77)	1:08.23 [7] (0:10.98)	0:57.25 [7] (0:11.19)	0:46.06 [7] (0:11.56)	0:34.50 [7] (0:11.32)	0:23.18 [6] (0:11.42)	0:11.76 [5] (0:11.76)
Average Speed [km/h]	45.8	65.7	64.2	61.9	63.3	62.8	61.2
Top Speed [km/h]	64.6	67.1	65.3	63.4	64.5	63.4	62.8
Avg. Dist. to Rail [m]	2.3	0.3	0.3	1.5	1.8	0.8	2.9
Avg. Stride Freq. [Hz]	2.4	2.4	2.3	2.3	2.3	2.3	2.3
Avg. Stride Length [m]	6.0	7.5	7.6	7.5	7.6	7.4	7.3



- [] Ranking at each section and finish
- .-.- No data available at this section
- NA No data available



Horse/Jockey Name	Under The Palais
Final Rank	3
Fastest Section Time (Section)	0:10.93 (1200m)
Top Speed [km/h] (Section)	66.2 (1200m)
Race State	Finished



Ipswich QLD Professional

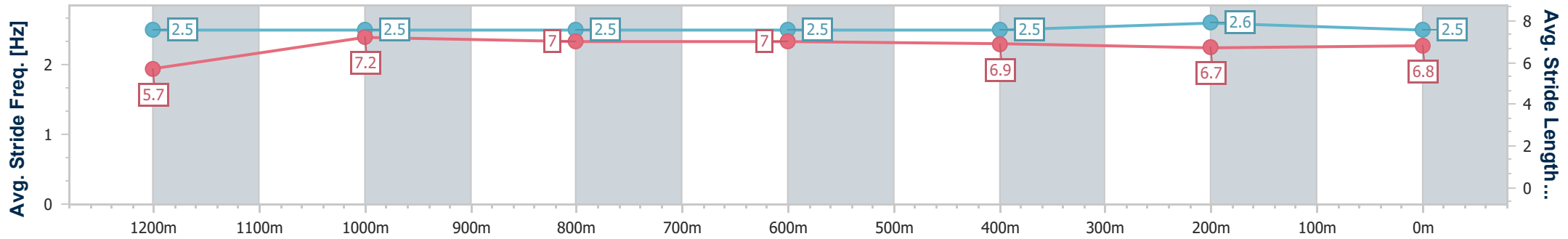
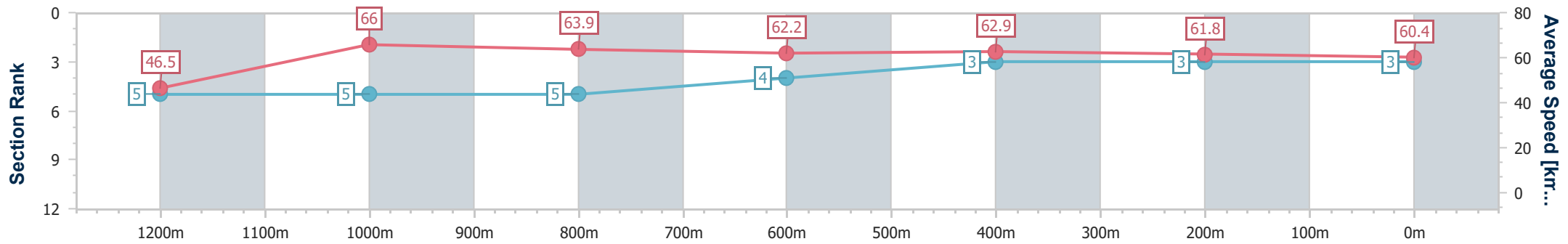
Race 4: TAB BENCHMARK 65 Handicap - 1350m

26 January 2025 - 14:40



Track Rating: Soft 5, Weather: Fine, Rail Position: +9m Entire

Section	Overall	1200m	1000m	800m	600m	400m	200m
Section Times	1:20.06 [3] (0:11.57)	1:08.49 [5] (0:10.93)	0:57.56 [5] (0:11.24)	0:46.32 [5] (0:11.50)	0:34.82 [4] (0:11.34)	0:23.48 [3] (0:11.56)	0:11.92 [3] (0:11.92)
Average Speed [km/h]	46.5	66.0	63.9	62.2	62.9	61.8	60.4
Top Speed [km/h]	65.4	66.2	66.0	63.6	64.4	64.4	63.6
Avg. Dist. to Rail [m]	2.0	0.9	0.5	1.2	2.8	1.3	1.8
Avg. Stride Freq. [Hz]	2.5	2.5	2.5	2.5	2.5	2.6	2.5
Avg. Stride Length [m]	5.7	7.2	7.0	7.0	6.9	6.7	6.8



- [] Ranking at each section and finish
- .-.- No data available at this section
- NA No data available



Horse/Jockey Name	Lietuva
Final Rank	4
Fastest Section Time (Section)	0:10.92 (1200m)
Top Speed [km/h] (Section)	66.8 (1200m)
Race State	Finished



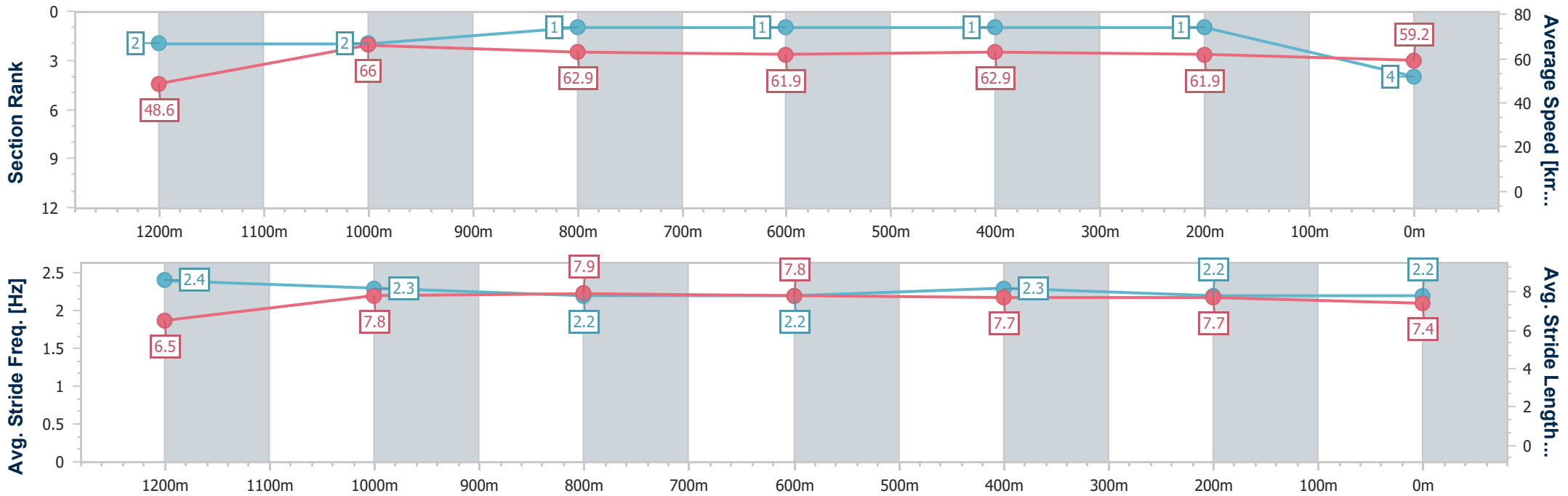
Ipswich QLD Professional
Race 4: TAB BENCHMARK 65 Handicap - 1350m



26 January 2025 - 14:40

Track Rating: Soft 5, Weather: Fine, Rail Position: +9m Entire

Section	Overall	1200m	1000m	800m	600m	400m	200m
Section Times	1:20.12 [4] (0:11.08)	1:09.04 [2] (0:10.92)	0:58.12 [2] (0:11.43)	0:46.69 [1] (0:11.57)	0:35.12 [1] (0:11.39)	0:23.73 [1] (0:11.57)	0:12.16 [1] (0:12.16)
Average Speed [km/h]	48.6	66.0	62.9	61.9	62.9	61.9	59.2
Top Speed [km/h]	66.0	66.8	64.0	62.4	63.4	63.2	61.2
Avg. Dist. to Rail [m]	0.7	0.6	0.4	0.7	1.4	1.8	0.4
Avg. Stride Freq. [Hz]	2.4	2.3	2.2	2.2	2.3	2.2	2.2
Avg. Stride Length [m]	6.5	7.8	7.9	7.8	7.7	7.7	7.4



- [] Ranking at each section and finish
- .-.- No data available at this section
- NA No data available



Horse/Jockey Name	Casrock
Final Rank	5
Fastest Section Time (Section)	0:11.04 (1200m)
Top Speed [km/h] (Section)	66.7 (1200m)
Race State	Finished



Ipswich QLD Professional

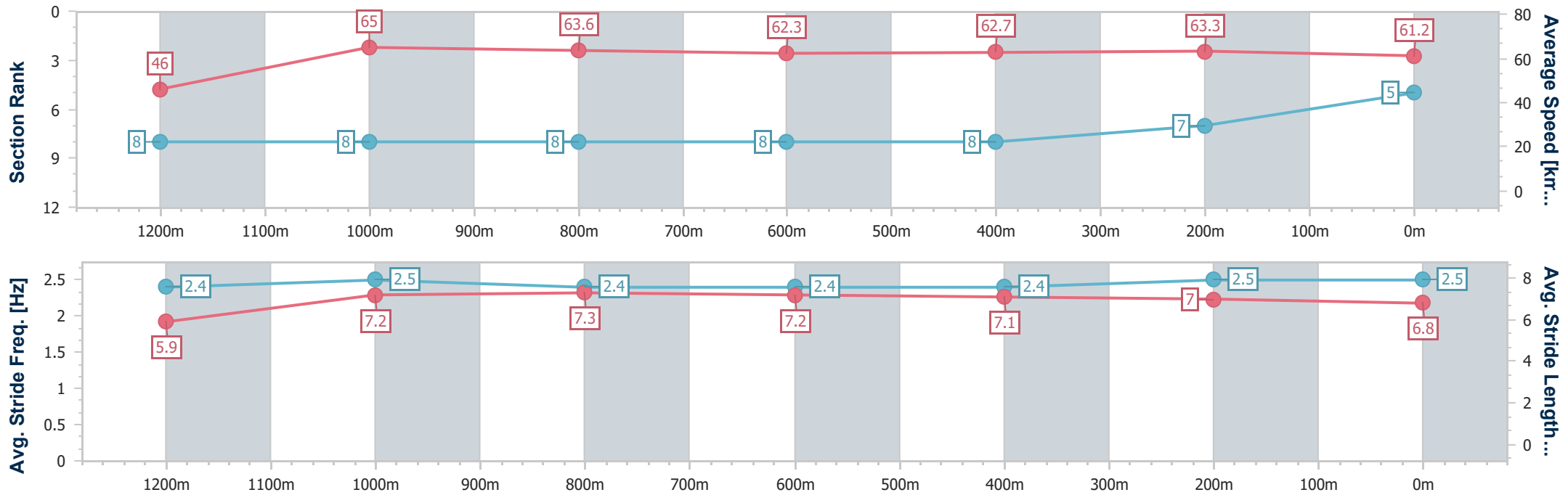
Race 4: TAB BENCHMARK 65 Handicap - 1350m

26 January 2025 - 14:40



Track Rating: Soft 5, Weather: Fine, Rail Position: +9m Entire

Section	Overall	1200m	1000m	800m	600m	400m	200m
Section Times	1:20.16 [5] (0:11.80)	1:08.36 [8] (0:11.04)	0:57.32 [8] (0:11.30)	0:46.02 [8] (0:11.45)	0:34.57 [8] (0:11.43)	0:23.14 [8] (0:11.40)	0:11.74 [7] (0:11.74)
Average Speed [km/h]	46.0	65.0	63.6	62.3	62.7	63.3	61.2
Top Speed [km/h]	64.8	66.7	64.5	63.6	64.1	64.2	63.2
Avg. Dist. to Rail [m]	3.1	0.3	0.9	2.1	1.8	2.2	4.7
Avg. Stride Freq. [Hz]	2.4	2.5	2.4	2.4	2.4	2.5	2.5
Avg. Stride Length [m]	5.9	7.2	7.3	7.2	7.1	7.0	6.8



- [] Ranking at each section and finish
- .-.- No data available at this section
- NA No data available



Horse/Jockey Name	Whistling Spirit
Final Rank	6
Fastest Section Time (Section)	0:10.92 (1200m)
Top Speed [km/h] (Section)	66.9 (1200m)
Race State	Finished



Ipswich QLD Professional

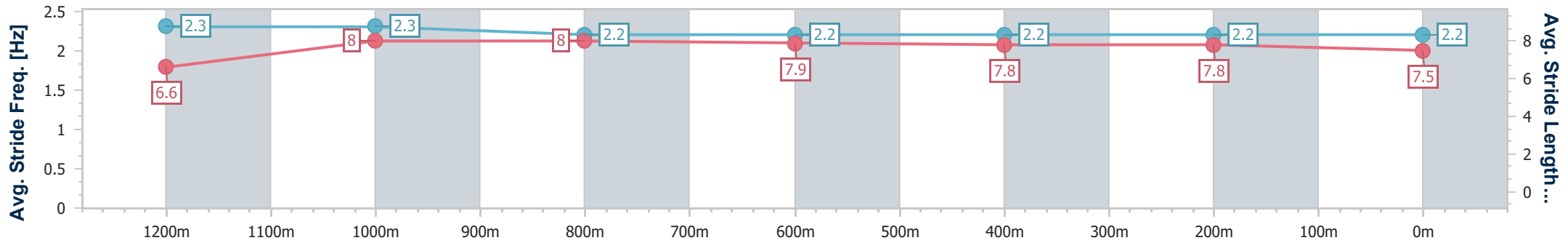
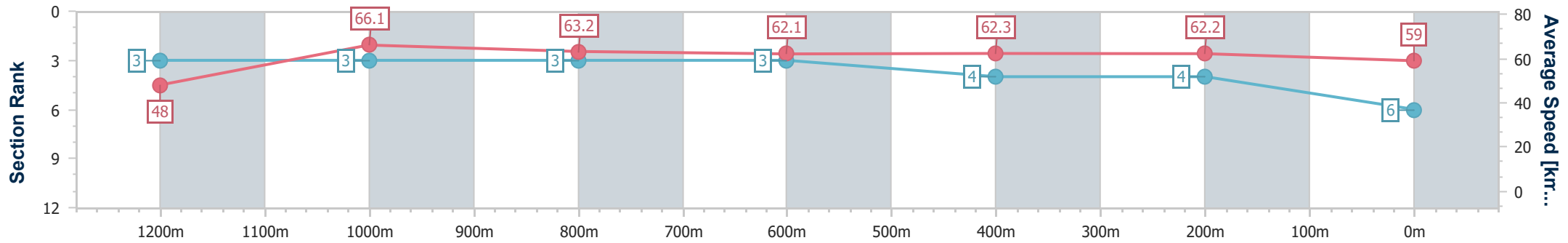
Race 4: TAB BENCHMARK 65 Handicap - 1350m

26 January 2025 - 14:40



Track Rating: Soft 5, Weather: Fine, Rail Position: +9m Entire

Section	Overall	1200m	1000m	800m	600m	400m	200m
Section Times	1:20.40 [6] (0:11.24)	1:09.16 [3] (0:10.92)	0:58.24 [3] (0:11.39)	0:46.85 [3] (0:11.56)	0:35.29 [3] (0:11.53)	0:23.76 [4] (0:11.53)	0:12.23 [4] (0:12.23)
Average Speed [km/h]	48.0	66.1	63.2	62.1	62.3	62.2	59.0
Top Speed [km/h]	65.5	66.9	64.9	63.0	63.0	62.7	61.7
Avg. Dist. to Rail [m]	1.6	0.8	0.2	0.3	0.4	1.0	2.4
Avg. Stride Freq. [Hz]	2.3	2.3	2.2	2.2	2.2	2.2	2.2
Avg. Stride Length [m]	6.6	8.0	8.0	7.9	7.8	7.8	7.5



- [] Ranking at each section and finish
- .-.- No data available at this section
- NA No data available



Horse/Jockey Name	Fly Fifer
Final Rank	7
Fastest Section Time (Section)	0:10.95 (1200m)
Top Speed [km/h] (Section)	66.5 (1200m)
Race State	Finished



Ipswich QLD Professional

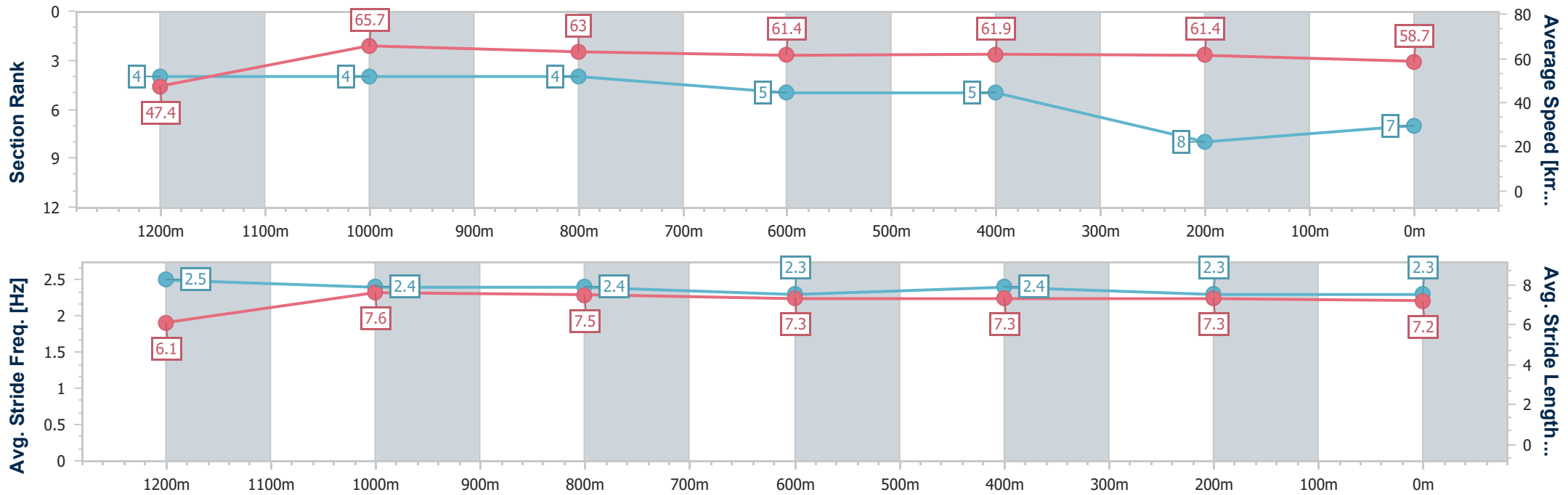
Race 4: TAB BENCHMARK 65 Handicap - 1350m

26 January 2025 - 14:40



Track Rating: Soft 5, Weather: Fine, Rail Position: +9m Entire

Section	Overall	1200m	1000m	800m	600m	400m	200m
Section Times	1:20.68 [7] (0:11.36)	1:09.32 [4] (0:10.95)	0:58.37 [4] (0:11.37)	0:47.00 [4] (0:11.63)	0:35.37 [5] (0:11.48)	0:23.89 [5] (0:11.63)	0:12.26 [8] (0:12.26)
Average Speed [km/h]	47.4	65.7	63.0	61.4	61.9	61.4	58.7
Top Speed [km/h]	66.2	66.5	64.9	63.0	63.3	62.5	60.9
Avg. Dist. to Rail [m]	1.1	1.4	1.2	2.0	2.8	2.6	1.3
Avg. Stride Freq. [Hz]	2.5	2.4	2.4	2.3	2.4	2.3	2.3
Avg. Stride Length [m]	6.1	7.6	7.5	7.3	7.3	7.3	7.2



- [] Ranking at each section and finish
- .-.- No data available at this section
- NA No data available



Horse/Jockey Name	Nails And Pride
Final Rank	8
Fastest Section Time (Section)	0:10.85 (1200m)
Top Speed [km/h] (Section)	67.6 (1200m)
Race State	Finished



Ipswich QLD Professional

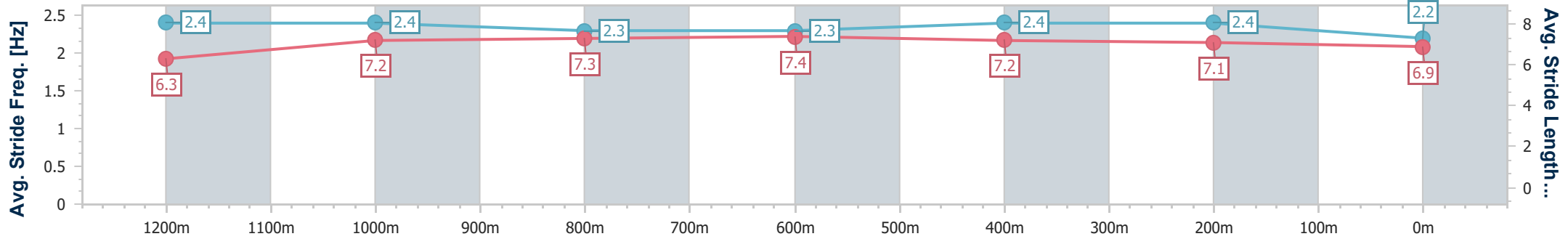
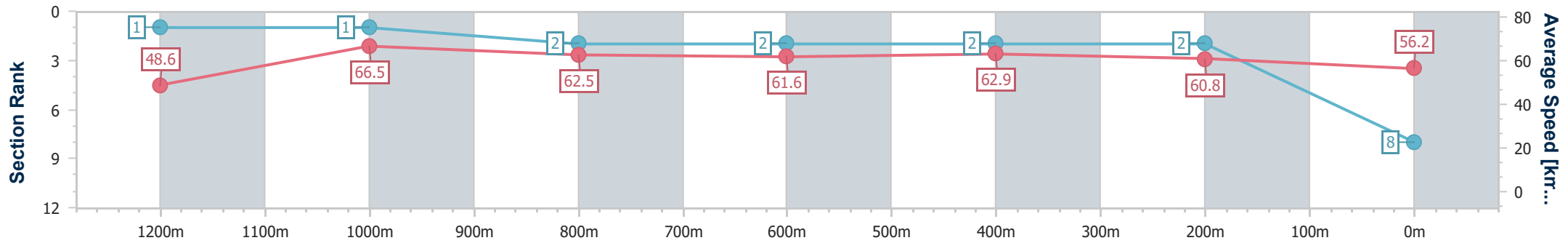
Race 4: TAB BENCHMARK 65 Handicap - 1350m

26 January 2025 - 14:40



Track Rating: Soft 5, Weather: Fine, Rail Position: +9m Entire

Section	Overall	1200m	1000m	800m	600m	400m	200m
Section Times	1:20.83 [8] (0:11.08)	1:09.75 [1] (0:10.85)	0:58.90 [1] (0:11.51)	0:47.39 [2] (0:11.67)	0:35.72 [2] (0:11.29)	0:24.43 [2] (0:11.63)	0:12.80 [2] (0:12.80)
Average Speed [km/h]	48.6	66.5	62.5	61.6	62.9	60.8	56.2
Top Speed [km/h]	67.0	67.6	64.3	61.8	63.2	62.7	59.4
Avg. Dist. to Rail [m]	2.4	0.8	0.9	0.8	3.2	5.6	5.2
Avg. Stride Freq. [Hz]	2.4	2.4	2.3	2.3	2.4	2.4	2.2
Avg. Stride Length [m]	6.3	7.2	7.3	7.4	7.2	7.1	6.9



- [] Ranking at each section and finish
- .-.- No data available at this section
- NA No data available



Ipswich QLD Professional

Race 5: GORDON'S GIN Fillies & Mares BENCHMARK 58 Handicap - 1200m

26 January 2025 - 15:22



Track Rating: Soft 5, Weather: Fine, Rail Position: +9m Entire

Section		Field Times										Last 600m		
		Overall	1000m	800m	600m	400m	200m						0:35.11	
		1:10.38 (0:13.61)	0:56.77 (0:10.54)	0:46.23 (0:11.12)	0:35.11 (0:11.40)	0:23.71 (0:11.85)	0:11.86 (0:11.86)							
Rank	TAB	Horse/Jockey	Barrier	Top Speed [km/h]	Fastest Section								Margin	Distance Travelled [m]
1	2	ELECTRIC ARROW Tahlia Fenlon	1	68.7 1000m	0:10.70 1000m	1:10.38 [1] (0:14.03)	0:56.35 [6] (0:10.70)	0:45.65 [6] (0:11.03)	0:34.62 [6] (0:11.31)	0:23.31 [5] (0:11.65)	0:11.66 [3] (0:11.66)	1:10.38	0:34.62	
2	11	MISS ZERMATT James Orman	9	68.2 1000m	0:10.77 1000m	1:10.73 [2] (0:13.84)	0:56.89 [3] (0:10.77)	0:46.12 [3] (0:11.05)	0:35.07 [3] (0:11.26)	0:23.81 [3] (0:11.63)	0:12.18 [2] (0:12.18)	2.09L	0:35.07	+1
3	5	HARD TO DISMISS Andrew Mallyon	4	68.3 1000m	0:10.68 1000m	1:10.82 [3] (0:14.31)	0:56.51 [9] (0:10.68)	0:45.83 [8] (0:11.04)	0:34.79 [9] (0:11.39)	0:23.40 [9] (0:11.52)	0:11.88 [7] (0:11.88)	2.57L	0:34.79	+1
4	12	TAPIS MAGIQUE Georgina Cartwright	3	68.2 1000m	0:10.67 1000m	1:10.85 [4] (0:14.00)	0:56.85 [5] (0:10.67)	0:46.18 [4] (0:11.03)	0:35.15 [4] (0:11.48)	0:23.67 [6] (0:11.60)	0:12.07 [4] (0:12.07)	2.76L	0:35.15	+4
5	13	INSPIRED DREAM Nozi Tomizawa	8	69.0 1000m	0:10.66 1000m	1:11.02 [5] (0:14.21)	0:56.81 [7] (0:10.66)	0:46.15 [7] (0:11.04)	0:35.11 [7] (0:11.31)	0:23.80 [8] (0:11.56)	0:12.24 [4] (0:12.24)	3.78L	0:35.11	+7
6	17	TSUKINO Angela Jones	2	67.7 1000m	0:10.78 1000m	1:11.14 [6] (0:14.26)	0:56.88 [8] (0:10.78)	0:46.10 [9] (0:10.94)	0:35.16 [8] (0:11.22)	0:23.94 [7] (0:11.92)	0:12.02 [8] (0:12.02)	4.46L	0:35.16	-1
7	3	FIREBOLT Justin Huxtable	7	67.7 1000m	0:10.72 1000m	1:11.15 [7] (0:14.72)	0:56.43 [10] (0:10.72)	0:45.71 [10] (0:10.91)	0:34.80 [10] (0:11.34)	0:23.46 [10] (0:11.47)	0:11.99 [9] (0:11.99)	4.56L	0:34.80	+0
8	8	CHEMIOSMOSIS Jace McMurray	5	68.1 1000m	0:10.74 1000m	1:11.24 [8] (0:13.97)	0:57.27 [4] (0:10.74)	0:46.53 [5] (0:11.02)	0:35.51 [5] (0:11.32)	0:24.19 [4] (0:11.79)	0:12.40 [6] (0:12.40)	5.09L	0:35.51	+6
9	4	GUERRERA Martin Harley	6	68.2 Overall	0:10.63 1000m	1:11.31 [9] (0:13.66)	0:57.65 [2] (0:10.63)	0:47.02 [2] (0:10.99)	0:36.03 [2] (0:11.39)	0:24.64 [1] (0:11.85)	0:12.79 [1] (0:12.79)	5.47L	0:36.03	+4
10	9	SUPRENDRE Adin Thompson	10	69.7 Overall	0:10.54 1000m	1:13.18 [10] (0:13.61)	0:59.57 [1] (0:10.54)	0:49.03 [1] (0:11.12)	0:37.91 [1] (0:11.51)	0:26.40 [2] (0:12.39)	0:14.01 [10] (0:14.01)	16.48L	0:37.91	+0

Scratched: Grandeur Rose (#16), Rock Lobster (#14), To Wish (#6), Touchofclass (#15), Pia Mia (#1), Bean Ball (#7), Chatterbox (#10)

[] Ranking at each section and finish
 -:-:- No data available at this section
 NA No data available

SCN Saddle cloth number
 DNF Did not finish
 DNT Did not track



Horse/Jockey Name	Electric Arrow
Final Rank	1
Fastest Section Time (Section)	0:10.70 (1000m)
Top Speed [km/h] (Section)	68.7 (1000m)
Race State	Finished



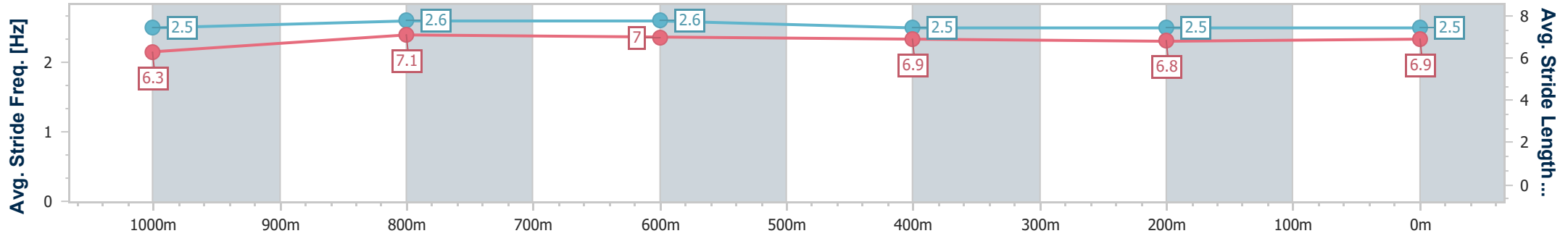
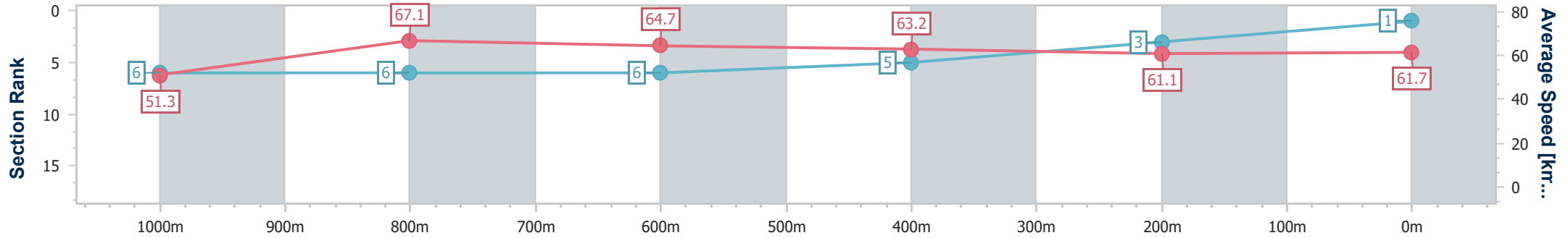
Ipswich QLD Professional
Race 5: GORDON'S GIN Fillies & Mares BENCHMARK 58
Handicap - 1200m



26 January 2025 - 15:22

Track Rating: Soft 5, Weather: Fine, Rail Position: +9m Entire

Section	Overall	1000m	800m	600m	400m	200m
Section Times	1:10.38 [1] (0:14.03)	0:56.35 [6] (0:10.70)	0:45.65 [6] (0:11.03)	0:34.62 [6] (0:11.31)	0:23.31 [5] (0:11.65)	0:11.66 [3] (0:11.66)
Average Speed [km/h]	51.3	67.1	64.7	63.2	61.1	61.7
Top Speed [km/h]	68.0	68.7	65.7	64.6	62.1	62.1
Avg. Dist. to Rail [m]	0.4	1.1	1.6	2.6	3.1	2.2
Avg. Stride Freq. [Hz]	2.5	2.6	2.6	2.5	2.5	2.5
Avg. Stride Length [m]	6.3	7.1	7.0	6.9	6.8	6.9



- [] Ranking at each section and finish
- .-.- No data available at this section
- NA No data available



Horse/Jockey Name	Miss Zermatt
Final Rank	2
Fastest Section Time (Section)	0:10.77 (1000m)
Top Speed [km/h] (Section)	68.2 (1000m)
Race State	Finished



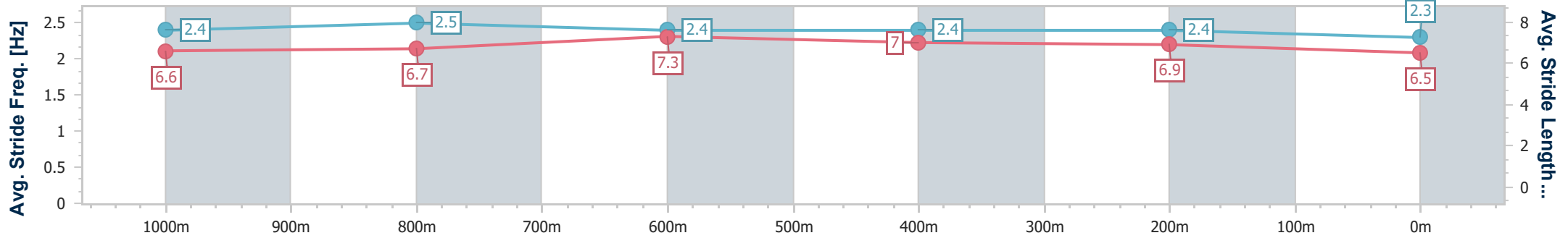
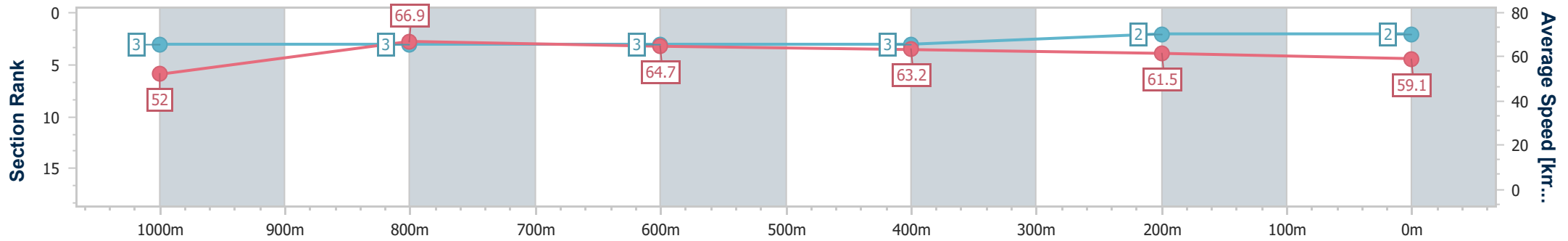
Ipswich QLD Professional
 Race 5: GORDON'S GIN Fillies & Mares BENCHMARK 58
 Handicap - 1200m



26 January 2025 - 15:22

Track Rating: Soft 5, Weather: Fine, Rail Position: +9m Entire

Section	Overall	1000m	800m	600m	400m	200m
Section Times	1:10.73 [2] (0:13.84)	0:56.89 [3] (0:10.77)	0:46.12 [3] (0:11.05)	0:35.07 [3] (0:11.26)	0:23.81 [3] (0:11.63)	0:12.18 [2] (0:12.18)
Average Speed [km/h]	52.0	66.9	64.7	63.2	61.5	59.1
Top Speed [km/h]	67.9	68.2	65.3	63.8	62.4	60.8
Avg. Dist. to Rail [m]	6.0	0.4	1.1	2.5	2.0	1.2
Avg. Stride Freq. [Hz]	2.4	2.5	2.4	2.4	2.4	2.3
Avg. Stride Length [m]	6.6	6.7	7.3	7.0	6.9	6.5



- [] Ranking at each section and finish
- .-.- No data available at this section
- NA No data available



Horse/Jockey Name	Hard To Dismiss
Final Rank	3
Fastest Section Time (Section)	0:10.68 (1000m)
Top Speed [km/h] (Section)	68.3 (1000m)
Race State	Finished



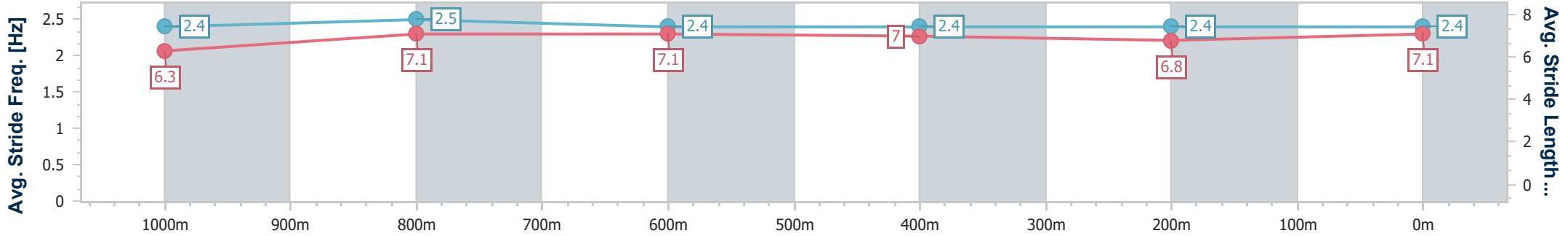
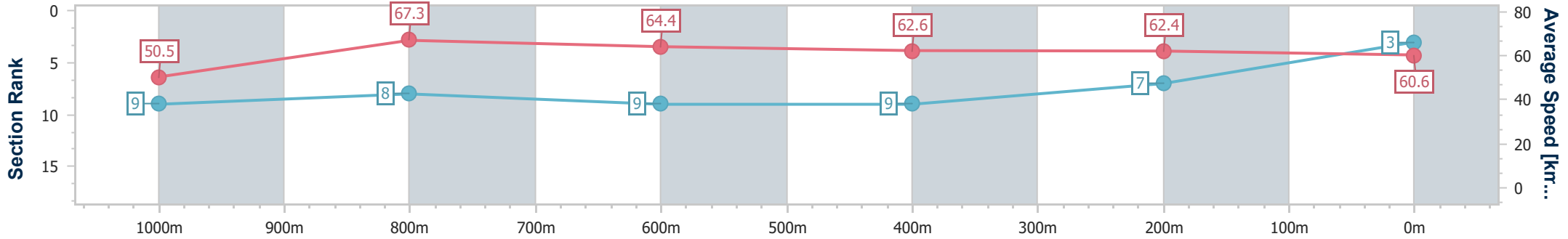
Ipswich QLD Professional
 Race 5: GORDON'S GIN Fillies & Mares BENCHMARK 58
 Handicap - 1200m



26 January 2025 - 15:22

Track Rating: Soft 5, Weather: Fine, Rail Position: +9m Entire

Section	Overall	1000m	800m	600m	400m	200m
Section Times	1:10.82 [3] (0:14.31)	0:56.51 [9] (0:10.68)	0:45.83 [8] (0:11.04)	0:34.79 [9] (0:11.39)	0:23.40 [9] (0:11.52)	0:11.88 [7] (0:11.88)
Average Speed [km/h]	50.5	67.3	64.4	62.6	62.4	60.6
Top Speed [km/h]	67.3	68.3	65.7	64.7	62.9	62.7
Avg. Dist. to Rail [m]	2.2	1.1	1.8	2.2	1.2	0.7
Avg. Stride Freq. [Hz]	2.4	2.5	2.4	2.4	2.4	2.4
Avg. Stride Length [m]	6.3	7.1	7.1	7.0	6.8	7.1



- [] Ranking at each section and finish
- .-.- No data available at this section
- NA No data available



Horse/Jockey Name	Tapis Magique
Final Rank	4
Fastest Section Time (Section)	0:10.67 (1000m)
Top Speed [km/h] (Section)	68.2 (1000m)
Race State	Finished



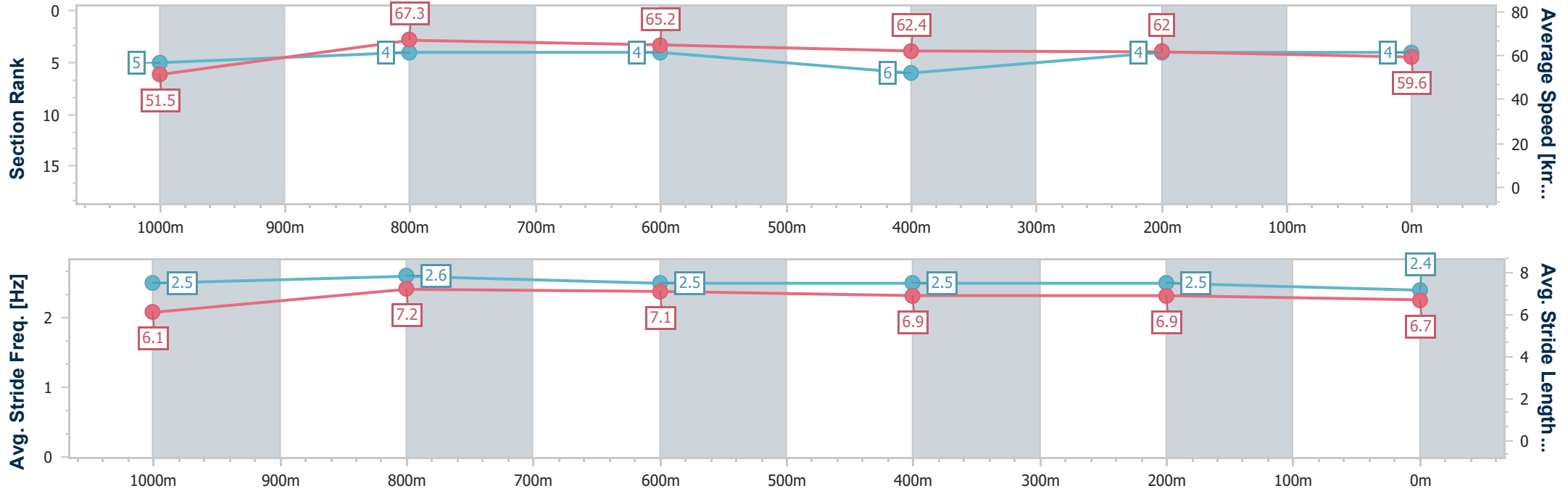
Ipswich QLD Professional
 Race 5: GORDON'S GIN Fillies & Mares BENCHMARK 58
 Handicap - 1200m



26 January 2025 - 15:22

Track Rating: Soft 5, Weather: Fine, Rail Position: +9m Entire

Section	Overall	1000m	800m	600m	400m	200m
Section Times	1:10.85 [4] (0:14.00)	0:56.85 [5] (0:10.67)	0:46.18 [4] (0:11.03)	0:35.15 [4] (0:11.48)	0:23.67 [6] (0:11.60)	0:12.07 [4] (0:12.07)
Average Speed [km/h]	51.5	67.3	65.2	62.4	62.0	59.6
Top Speed [km/h]	67.7	68.2	66.6	63.5	62.6	62.2
Avg. Dist. to Rail [m]	1.5	0.9	1.2	0.4	0.4	1.6
Avg. Stride Freq. [Hz]	2.5	2.6	2.5	2.5	2.5	2.4
Avg. Stride Length [m]	6.1	7.2	7.1	6.9	6.9	6.7



- [] Ranking at each section and finish
- .-.- No data available at this section
- NA No data available



Horse/Jockey Name	Inspired Dream
Final Rank	5
Fastest Section Time (Section)	0:10.66 (1000m)
Top Speed [km/h] (Section)	69.0 (1000m)
Race State	Finished



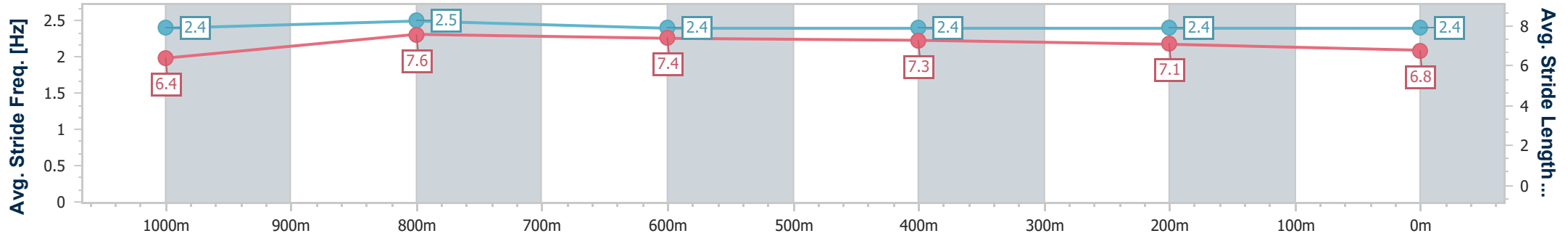
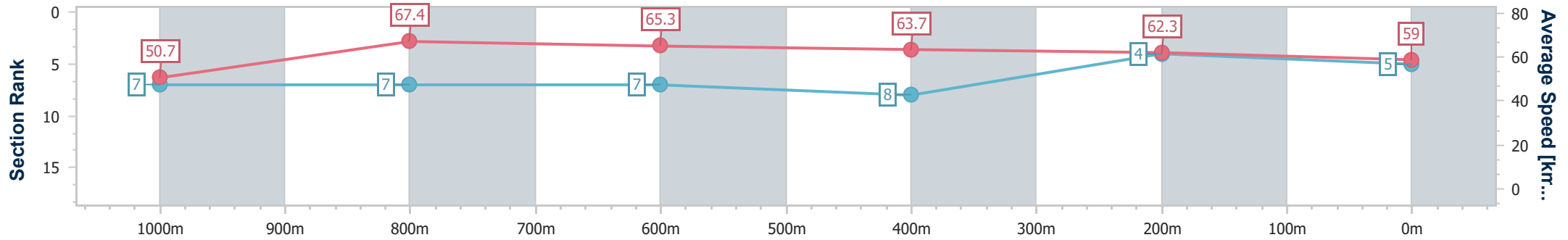
Ipswich QLD Professional
 Race 5: GORDON'S GIN Fillies & Mares BENCHMARK 58
 Handicap - 1200m



26 January 2025 - 15:22

Track Rating: Soft 5, Weather: Fine, Rail Position: +9m Entire

Section	Overall	1000m	800m	600m	400m	200m
Section Times	1:11.02 [5] (0:14.21)	0:56.81 [7] (0:10.66)	0:46.15 [7] (0:11.04)	0:35.11 [7] (0:11.31)	0:23.80 [8] (0:11.56)	0:12.24 [4] (0:12.24)
Average Speed [km/h]	50.7	67.4	65.3	63.7	62.3	59.0
Top Speed [km/h]	67.4	69.0	66.4	65.5	63.1	61.8
Avg. Dist. to Rail [m]	4.2	0.1	0.2	0.4	1.2	3.2
Avg. Stride Freq. [Hz]	2.4	2.5	2.4	2.4	2.4	2.4
Avg. Stride Length [m]	6.4	7.6	7.4	7.3	7.1	6.8



- [] Ranking at each section and finish
- .-.- No data available at this section
- NA No data available



Horse/Jockey Name	Tsukino
Final Rank	6
Fastest Section Time (Section)	0:10.78 (1000m)
Top Speed [km/h] (Section)	67.7 (1000m)
Race State	Finished



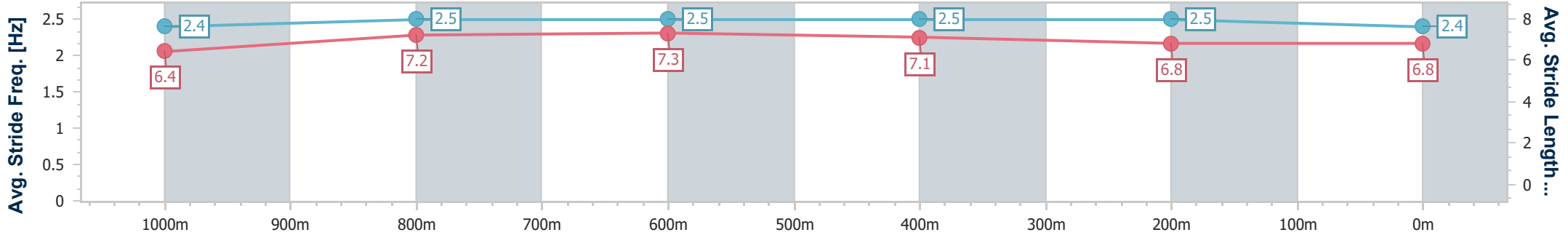
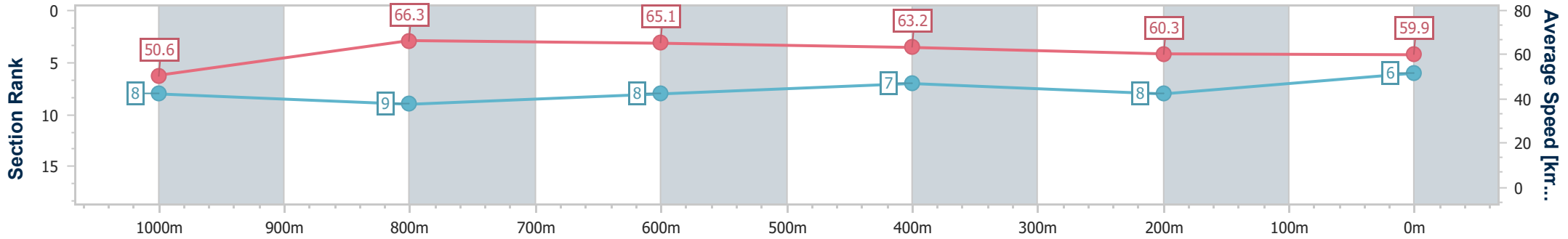
Ipswich QLD Professional
 Race 5: GORDON'S GIN Fillies & Mares BENCHMARK 58
 Handicap - 1200m



26 January 2025 - 15:22

Track Rating: Soft 5, Weather: Fine, Rail Position: +9m Entire

Section	Overall	1000m	800m	600m	400m	200m
Section Times	1:11.14 [6] (0:14.26)	0:56.88 [8] (0:10.78)	0:46.10 [9] (0:10.94)	0:35.16 [8] (0:11.22)	0:23.94 [7] (0:11.92)	0:12.02 [8] (0:12.02)
Average Speed [km/h]	50.6	66.3	65.1	63.2	60.3	59.9
Top Speed [km/h]	66.8	67.7	65.8	63.9	61.6	61.1
Avg. Dist. to Rail [m]	0.8	1.8	3.3	2.8	1.6	2.9
Avg. Stride Freq. [Hz]	2.4	2.5	2.5	2.5	2.5	2.4
Avg. Stride Length [m]	6.4	7.2	7.3	7.1	6.8	6.8



- [] Ranking at each section and finish
- .-.- No data available at this section
- NA No data available



Horse/Jockey Name	Firebolt
Final Rank	7
Fastest Section Time (Section)	0:10.72 (1000m)
Top Speed [km/h] (Section)	67.7 (1000m)
Race State	Finished



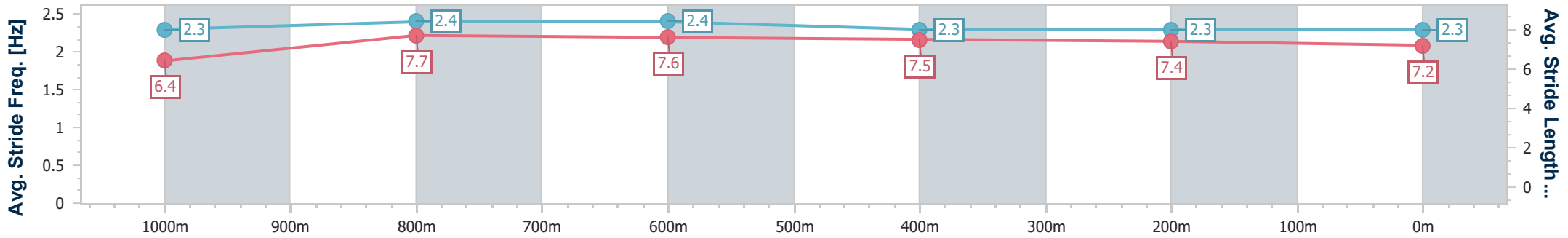
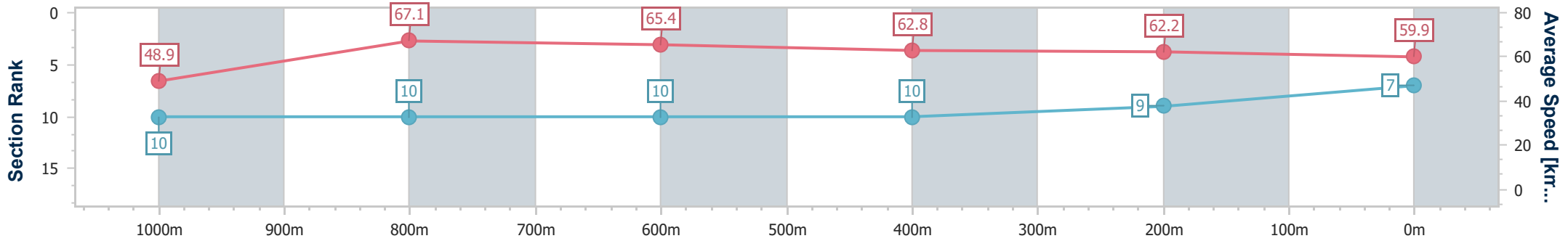
Ipswich QLD Professional
 Race 5: GORDON'S GIN Fillies & Mares BENCHMARK 58
 Handicap - 1200m



26 January 2025 - 15:22

Track Rating: Soft 5, Weather: Fine, Rail Position: +9m Entire

Section	Overall	1000m	800m	600m	400m	200m
Section Times	1:11.15 [7] (0:14.72)	0:56.43 [10] (0:10.72)	0:45.71 [10] (0:10.91)	0:34.80 [10] (0:11.34)	0:23.46 [10] (0:11.47)	0:11.99 [9] (0:11.99)
Average Speed [km/h]	48.9	67.1	65.4	62.8	62.2	59.9
Top Speed [km/h]	66.8	67.7	66.7	65.2	62.7	63.4
Avg. Dist. to Rail [m]	2.3	1.2	1.7	2.3	2.3	0.4
Avg. Stride Freq. [Hz]	2.3	2.4	2.4	2.3	2.3	2.3
Avg. Stride Length [m]	6.4	7.7	7.6	7.5	7.4	7.2



- [] Ranking at each section and finish
- .-.- No data available at this section
- NA No data available



Horse/Jockey Name	Chemiosmosis
Final Rank	8
Fastest Section Time (Section)	0:10.74 (1000m)
Top Speed [km/h] (Section)	68.1 (1000m)
Race State	Finished



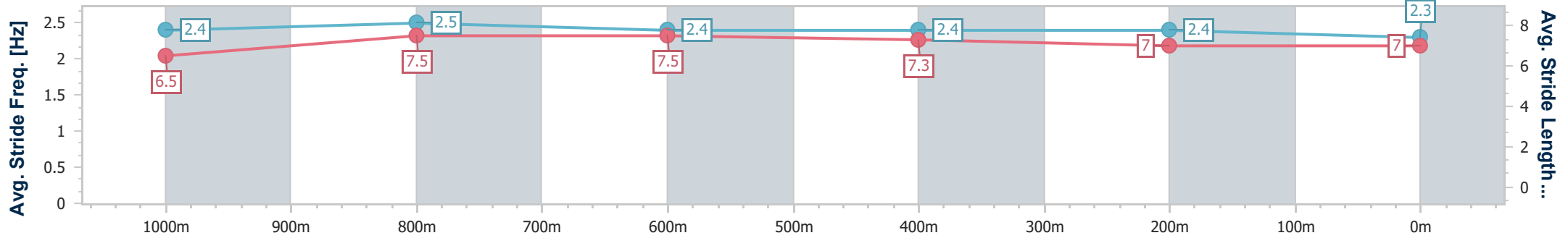
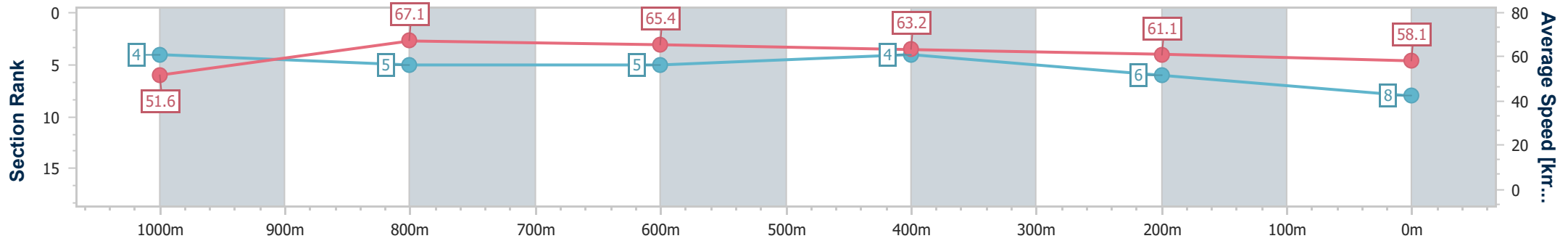
Ipswich QLD Professional
 Race 5: GORDON'S GIN Fillies & Mares BENCHMARK 58
 Handicap - 1200m



26 January 2025 - 15:22

Track Rating: Soft 5, Weather: Fine, Rail Position: +9m Entire

Section	Overall	1000m	800m	600m	400m	200m
Section Times	1:11.24 [8] (0:13.97)	0:57.27 [4] (0:10.74)	0:46.53 [5] (0:11.02)	0:35.51 [5] (0:11.32)	0:24.19 [4] (0:11.79)	0:12.40 [6] (0:12.40)
Average Speed [km/h]	51.6	67.1	65.4	63.2	61.1	58.1
Top Speed [km/h]	67.8	68.1	65.9	64.6	62.9	59.9
Avg. Dist. to Rail [m]	3.3	0.6	0.2	0.7	0.7	2.2
Avg. Stride Freq. [Hz]	2.4	2.5	2.4	2.4	2.4	2.3
Avg. Stride Length [m]	6.5	7.5	7.5	7.3	7.0	7.0



- [] Ranking at each section and finish
- .-.- No data available at this section
- NA No data available



Horse/Jockey Name	Guerrera
Final Rank	9
Fastest Section Time (Section)	0:10.63 (1000m)
Top Speed [km/h] (Section)	68.2 (Overall)
Race State	Finished



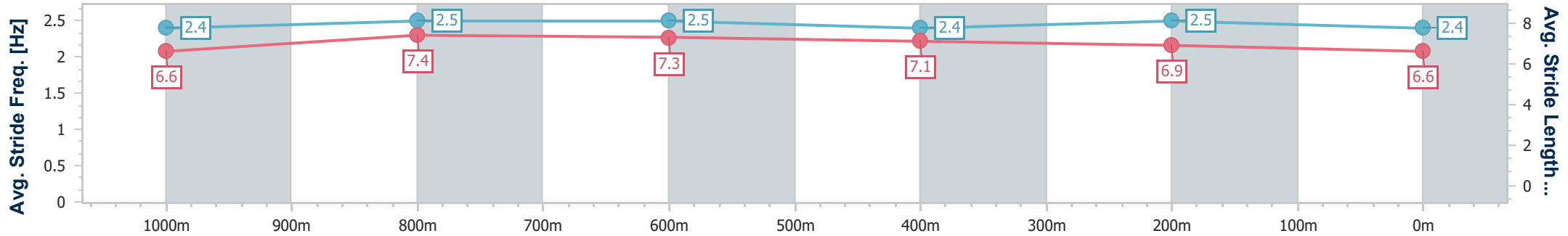
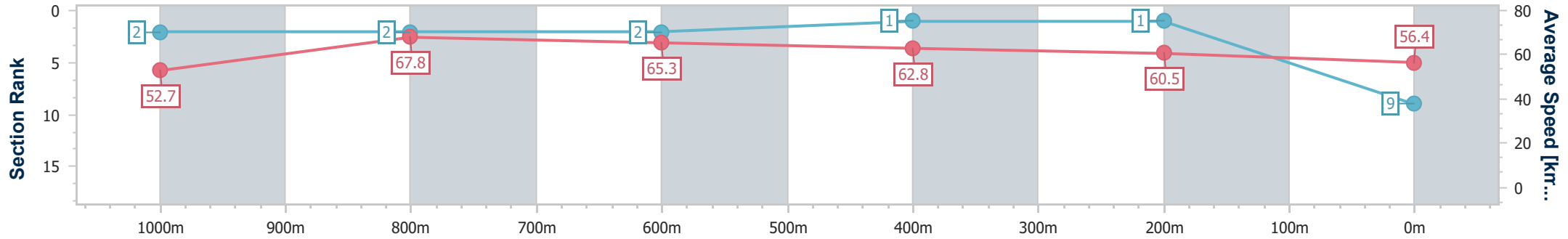
Ipswich QLD Professional
Race 5: GORDON'S GIN Fillies & Mares BENCHMARK 58
Handicap - 1200m



26 January 2025 - 15:22

Track Rating: Soft 5, Weather: Fine, Rail Position: +9m Entire

Section	Overall	1000m	800m	600m	400m	200m
Section Times	1:11.31 [9] (0:13.66)	0:57.65 [2] (0:10.63)	0:47.02 [2] (0:10.99)	0:36.03 [2] (0:11.39)	0:24.64 [1] (0:11.85)	0:12.79 [1] (0:12.79)
Average Speed [km/h]	52.7	67.8	65.3	62.8	60.5	56.4
Top Speed [km/h]	68.2	68.1	66.9	63.3	61.7	59.0
Avg. Dist. to Rail [m]	3.9	0.6	0.6	0.9	0.6	0.5
Avg. Stride Freq. [Hz]	2.4	2.5	2.5	2.4	2.5	2.4
Avg. Stride Length [m]	6.6	7.4	7.3	7.1	6.9	6.6





Horse/Jockey Name	Suprendre
Final Rank	10
Fastest Section Time (Section)	0:10.54 (1000m)
Top Speed [km/h] (Section)	69.7 (Overall)
Race State	Finished



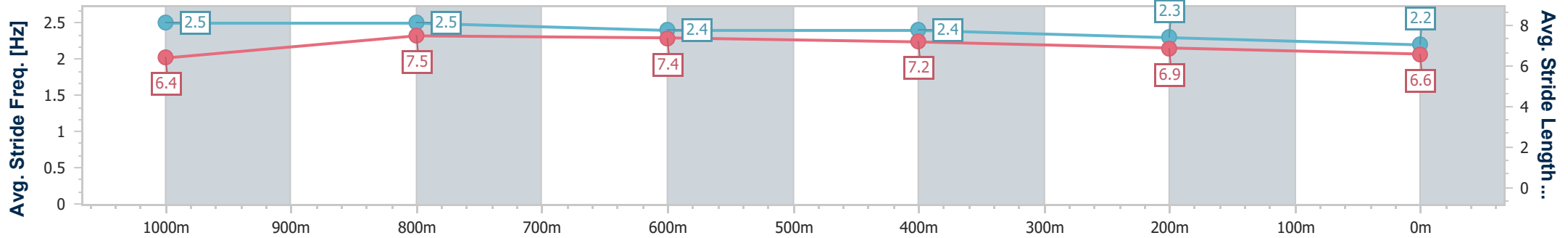
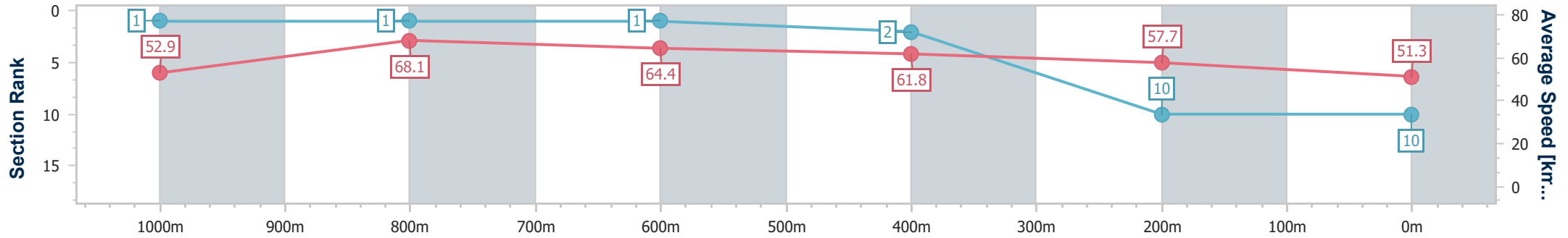
Ipswich QLD Professional
 Race 5: GORDON'S GIN Fillies & Mares BENCHMARK 58
 Handicap - 1200m



26 January 2025 - 15:22

Track Rating: Soft 5, Weather: Fine, Rail Position: +9m Entire

Section	Overall	1000m	800m	600m	400m	200m
Section Times	1:13.18 [10] (0:13.61)	0:59.57 [1] (0:10.54)	0:49.03 [1] (0:11.12)	0:37.91 [1] (0:11.51)	0:26.40 [2] (0:12.39)	0:14.01 [10] (0:14.01)
Average Speed [km/h]	52.9	68.1	64.4	61.8	57.7	51.3
Top Speed [km/h]	69.7	69.6	66.0	64.3	60.5	55.6
Avg. Dist. to Rail [m]	7.0	1.1	1.7	2.0	2.7	2.3
Avg. Stride Freq. [Hz]	2.5	2.5	2.4	2.4	2.3	2.2
Avg. Stride Length [m]	6.4	7.5	7.4	7.2	6.9	6.6



Track Rating: Soft 5, Weather: Fine, Rail Position: +9m Entire

Section		Overall	1600m	1400m	1200m	1000m	800m	600m	Last 600m				
Field Times		1:44.50 (0:08.64)	1:35.86 (0:11.53)	1:24.33 (0:11.92)	1:12.41 (0:12.10)	1:00.31 (0:12.04)	0:48.27 (0:11.95)	0:36.32 (0:11.97)	0:36.32				
Rank	TAB Horse/Jockey	Barrier	Top Speed [km/h]	Fastest Section									Distance Travelled [m]
1	5 CHANCE WITH WOLVES Jai Williams	3	62.8 1600m	0:08.82 Overall	1:44.50 [1] (0:08.82)	1:35.68 [2] (0:11.68)	1:24.00 [2] (0:11.84)	1:12.16 [2] (0:12.08)	1:00.08 [2] (0:12.04)	0:48.04 [2] (0:11.93)	0:36.11 [2] (0:11.98)	0:36.11	
2	9 CLASSIQUE GAL Samantha Collett	2	63.7 1600m	0:09.15 Overall	1:44.53 [2] (0:09.15)	1:35.38 [6] (0:11.55)	1:23.83 [5] (0:11.88)	1:11.95 [4] (0:12.05)	0:59.90 [4] (0:11.99)	0:47.91 [4] (0:11.81)	0:36.10 [3] (0:11.82)	0:36.10	+3
3	7 THE KHAN James Orman	5	64.0 1600m	0:08.95 Overall	1:44.54 [3] (0:08.95)	1:35.59 [3] (0:11.58)	1:24.01 [3] (0:11.87)	1:12.14 [3] (0:12.11)	1:00.03 [3] (0:12.09)	0:47.94 [3] (0:11.95)	0:35.99 [4] (0:12.00)	0:35.99	+4
4	2 TENNESSEE WHISKEY Jag Guthmann-Chester	4	63.7 1600m	0:08.64 Overall	1:44.65 [4] (0:08.64)	1:36.01 [1] (0:11.53)	1:24.48 [1] (0:11.92)	1:12.56 [1] (0:12.10)	1:00.46 [1] (0:12.04)	0:48.42 [1] (0:11.95)	0:36.47 [1] (0:11.97)	0:36.47	+1
5	1 AUTUNNO Jackson Murphy	9	63.2 1600m	0:09.89 Overall	1:44.72 [5] (0:09.89)	1:34.83 [10] (0:11.95)	1:22.88 [10] (0:11.61)	1:11.27 [9] (0:12.03)	0:59.24 [9] (0:12.06)	0:47.18 [9] (0:11.77)	0:35.41 [9] (0:11.75)	0:35.41	+3
6	4 ATLANTIC ROYAL Mark Du Plessis	1	62.8 1600m	0:09.02 Overall	1:44.83 [6] (0:09.02)	1:35.81 [4] (0:11.65)	1:24.16 [4] (0:11.93)	1:12.23 [5] (0:12.12)	1:00.11 [5] (0:12.03)	0:48.08 [5] (0:11.87)	0:36.21 [5] (0:11.81)	0:36.21	+1
7	3 TUQIRI Jace McMurray	10	62.6 1600m	0:09.71 Overall	1:45.37 [7] (0:09.71)	1:35.66 [9] (0:11.71)	1:23.95 [7] (0:11.79)	1:12.16 [8] (0:12.07)	1:00.09 [8] (0:11.95)	0:48.14 [8] (0:11.81)	0:36.33 [7] (0:11.86)	0:36.33	+4
8	13 ASGOODASYOUGETT Nozi Tomizawa	7	62.2 600m	0:09.03 Overall	1:45.56 [8] (0:09.03)	1:36.53 [5] (0:11.92)	1:24.61 [6] (0:11.89)	1:12.72 [6] (0:12.13)	1:00.59 [6] (0:12.00)	0:48.59 [6] (0:11.76)	0:36.83 [6] (0:11.83)	0:36.83	+6
9	15 RED VEGAS Olivia Kendal	6	64.6 1400m	0:09.56 Overall	1:47.03 [9] (0:09.56)	1:37.47 [8] (0:11.92)	1:25.55 [8] (0:11.62)	1:13.93 [7] (0:12.08)	1:01.85 [7] (0:11.99)	0:49.86 [7] (0:11.93)	0:37.93 [8] (0:12.13)	0:37.93	+0
10	14 LITTLE JERRY Rhiannon Payne	8	60.8 1400m	0:09.52 Overall	1:50.18 [10] (0:09.52)	1:40.66 [7] (0:12.17)	1:28.49 [9] (0:11.97)	1:16.52 [10] (0:12.21)	1:04.31 [10] (0:12.33)	0:51.98 [10] (0:12.38)	0:39.60 [10] (0:12.64)	0:39.60	+4

Scratched: Wandilla (#12), Del Campo (#6), Archers Reign (#8), Hallside Hot Stuff (#11), Lupine (#10)



Ipswich QLD Professional

Race 6: RED BULL AUSTRALIA RATINGS BAND 0 - 58 Handicap - 1700m

26 January 2025 - 16:01



Track Rating: Soft 5, Weather: Fine, Rail Position: +9m Entire

Section				400m	200m			Last 600m			
Field Times				0:24.35 (0:12.14)	0:12.21 (0:12.21)			0:36.32			
Rank	TAB	Horse/Jockey	Barrier	Top Speed [km/h]	Fastest Section	Margin				Distance Travelled [m]	
1	5	CHANCE WITH WOLVES Jai Williams	3	62.8 1600m	0:08.82 Overall	0:24.13 [3] (0:12.06)	0:12.07 [3] (0:12.07)	1:44.50		0:36.11	
2	9	CLASSIQUE GAL Samantha Collett	2	63.7 1600m	0:09.15 Overall	0:24.28 [2] (0:12.04)	0:12.24 [1] (0:12.24)	0.18L		0:36.10	+3
3	7	THE KHAN James Orman	5	64.0 1600m	0:08.95 Overall	0:23.99 [5] (0:11.93)	0:12.06 [4] (0:12.06)	0.24L		0:35.99	+4
4	2	TENNESSEE WHISKEY Jag Guthmann-Chester	4	63.7 1600m	0:08.64 Overall	0:24.50 [1] (0:12.25)	0:12.25 [2] (0:12.25)	0.89L		0:36.47	+1
5	1	AUTUNNO Jackson Murphy	9	63.2 1600m	0:09.89 Overall	0:23.66 [8] (0:11.88)	0:11.78 [7] (0:11.78)	1.27L		0:35.41	+3
6	4	ATLANTIC ROYAL Mark Du Plessis	1	62.8 1600m	0:09.02 Overall	0:24.40 [4] (0:12.10)	0:12.30 [5] (0:12.30)	1.94L		0:36.21	+1
7	3	TUQIRI Jace McMurray	10	62.6 1600m	0:09.71 Overall	0:24.47 [7] (0:12.17)	0:12.30 [8] (0:12.30)	5.12L		0:36.33	+4
8	13	ASGOODASYOUGETT Nozi Tomizawa	7	62.2 600m	0:09.03 Overall	0:25.00 [6] (0:12.31)	0:12.69 [6] (0:12.69)	6.25L		0:36.83	+6
9	15	RED VEGAS Olivia Kendal	6	64.6 1400m	0:09.56 Overall	0:25.80 [9] (0:12.82)	0:12.98 [9] (0:12.98)	14.85L		0:37.93	+0
10	14	LITTLE JERRY Rhiannon Payne	8	60.8 1400m	0:09.52 Overall	0:26.96 [10] (0:13.21)	0:13.75 [10] (0:13.75)	33.42L		0:39.60	+4

Scratched: Wandilla (#12), Del Campo (#6), Archers Reign (#8), Hallside Hot Stuff (#11), Lupine (#10)

Report Created: Sun 26 January 2025 16:33 GMT+ (Note: Timing is based on position data)

Page 2/12

[] Ranking at each section and finish
 -:-:- No data available at this section
 NA No data available

SCN Saddle cloth number
 DNF Did not finish
 DNT Did not track

data processed by  TRIPLESDATA



Horse/Jockey Name	Chance With Wolves
Final Rank	1
Fastest Section Time (Section)	0:08.82 (Overall)
Top Speed [km/h] (Section)	62.8 (1600m)
Race State	Finished



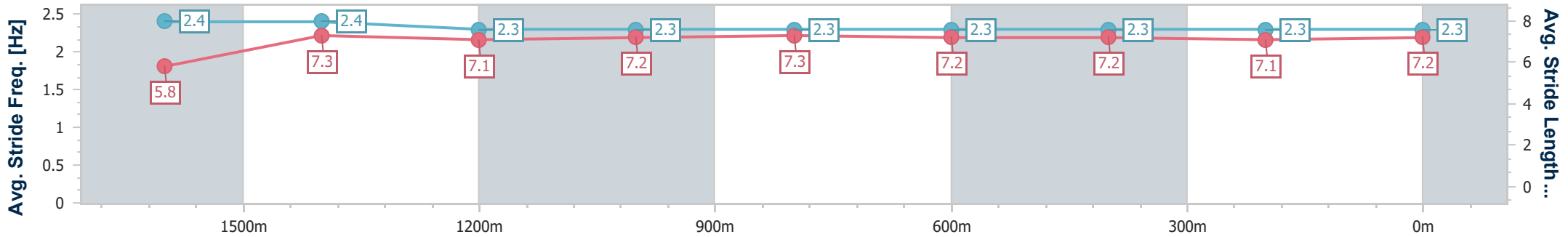
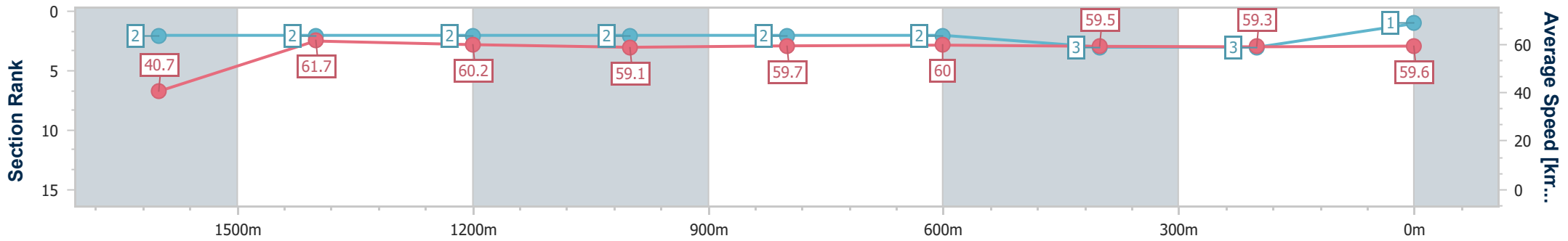
Ipswich QLD Professional
 Race 6: RED BULL AUSTRALIA RATINGS BAND 0 - 58
 Handicap - 1700m



26 January 2025 - 16:01

Track Rating: Soft 5, Weather: Fine, Rail Position: +9m Entire

Section	Overall	1600m	1400m	1200m	1000m	800m	600m	400m	200m				
Section Times	1:44.50 [1] (0:08.82)	1:35.68 [2] (0:11.68)	1:24.00 [2] (0:11.84)	1:12.16 [2] (0:12.08)	1:00.08 [2] (0:12.04)	0:48.04 [2] (0:11.93)	0:36.11 [2] (0:11.98)	0:24.13 [3] (0:12.06)	0:12.07 [3] (0:12.07)				
Average Speed [km/h]	40.7	61.7	60.2	59.1	59.7	60.0	59.5	59.3	59.6				
Top Speed [km/h]	59.9	62.8	61.6	60.3	60.6	60.4	60.5	60.5	60.9				
Avg. Dist. to Rail [m]	2.1	2.3	2.6	1.1	1.1	1.7	2.0	2.4	2.4				
Avg. Stride Freq. [Hz]	2.4	2.4	2.3	2.3	2.3	2.3	2.3	2.3	2.3				
Avg. Stride Length [m]	5.8	7.3	7.1	7.2	7.3	7.2	7.2	7.1	7.2				



- [] Ranking at each section and finish
- .-.- No data available at this section
- NA No data available



Horse/Jockey Name	Classique Gal
Final Rank	2
Fastest Section Time (Section)	0:09.15 (Overall)
Top Speed [km/h] (Section)	63.7 (1600m)
Race State	Finished



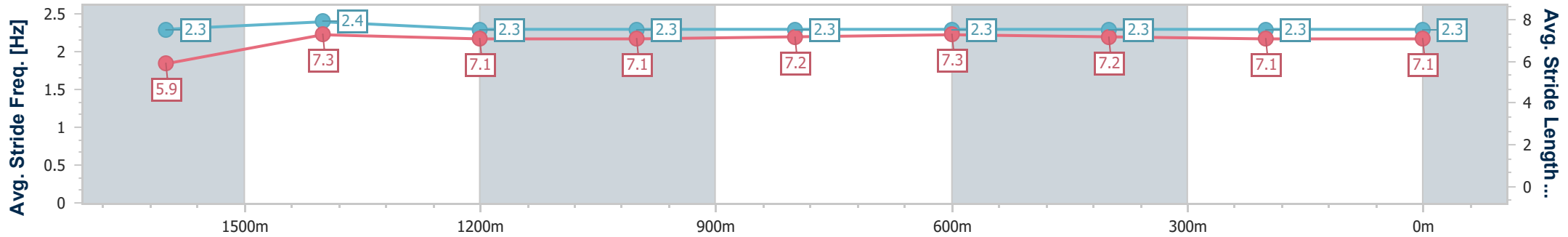
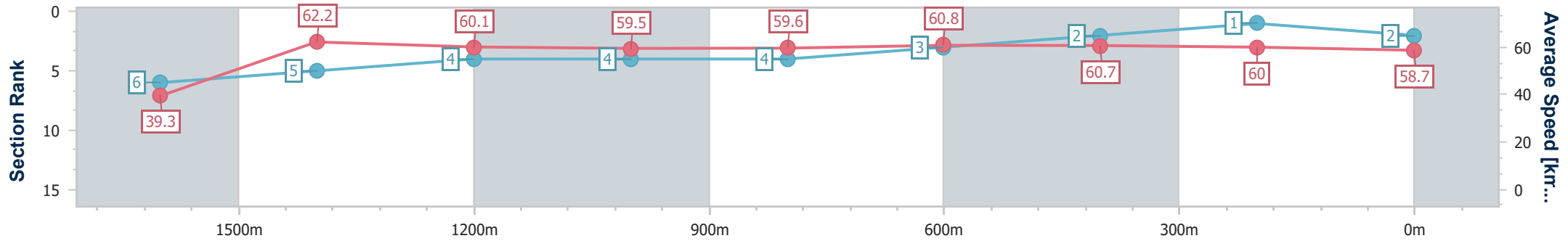
Ipswich QLD Professional
 Race 6: RED BULL AUSTRALIA RATINGS BAND 0 - 58
 Handicap - 1700m



26 January 2025 - 16:01

Track Rating: Soft 5, Weather: Fine, Rail Position: +9m Entire

Section	Overall	1600m	1400m	1200m	1000m	800m	600m	400m	200m
Section Times	1:44.53 [2] (0:09.15)	1:35.38 [6] (0:11.55)	1:23.83 [5] (0:11.88)	1:11.95 [4] (0:12.05)	0:59.90 [4] (0:11.99)	0:47.91 [4] (0:11.81)	0:36.10 [3] (0:11.82)	0:24.28 [2] (0:12.04)	0:12.24 [1] (0:12.24)
Average Speed [km/h]	39.3	62.2	60.1	59.5	59.6	60.8	60.7	60.0	58.7
Top Speed [km/h]	59.2	63.7	61.3	60.4	60.7	62.0	61.9	60.6	60.4
Avg. Dist. to Rail [m]	1.1	1.8	2.5	1.5	1.2	1.3	0.4	0.5	2.1
Avg. Stride Freq. [Hz]	2.3	2.4	2.3	2.3	2.3	2.3	2.3	2.3	2.3
Avg. Stride Length [m]	5.9	7.3	7.1	7.1	7.2	7.3	7.2	7.1	7.1



- [] Ranking at each section and finish
- .-.- No data available at this section
- NA No data available



Horse/Jockey Name	The Khan
Final Rank	3
Fastest Section Time (Section)	0:08.95 (Overall)
Top Speed [km/h] (Section)	64.0 (1600m)
Race State	Finished



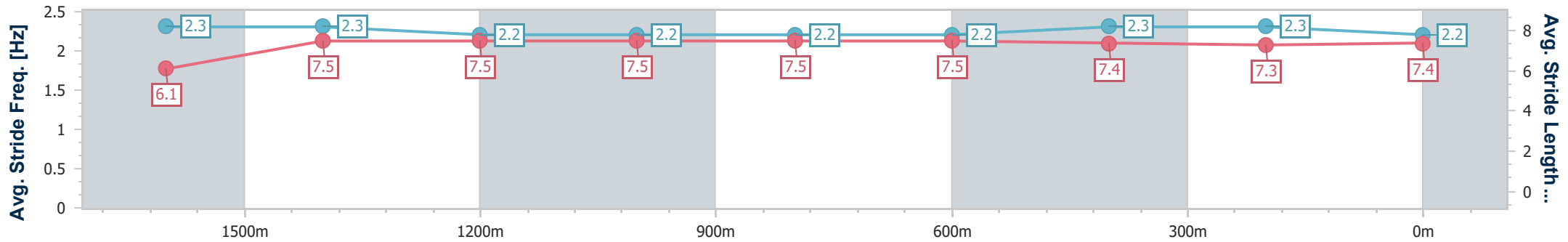
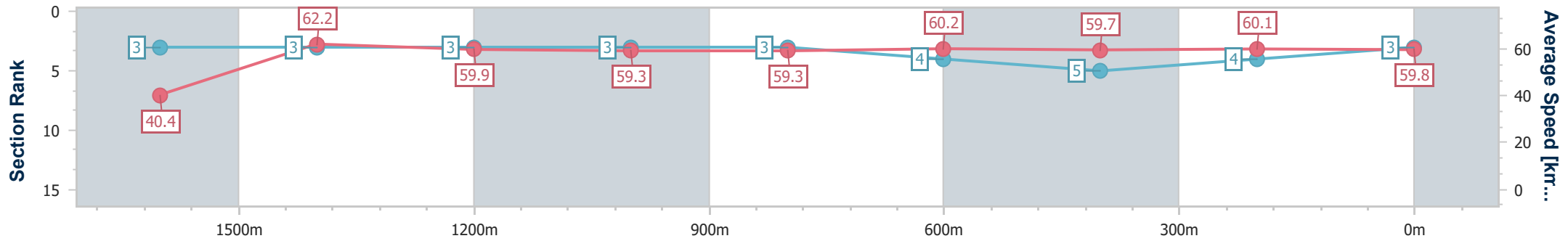
Ipswich QLD Professional
 Race 6: RED BULL AUSTRALIA RATINGS BAND 0 - 58
 Handicap - 1700m



26 January 2025 - 16:01

Track Rating: Soft 5, Weather: Fine, Rail Position: +9m Entire

Section	Overall	1600m	1400m	1200m	1000m	800m	600m	400m	200m			
Section Times	1:44.54 [3] (0:08.95)	1:35.59 [3] (0:11.58)	1:24.01 [3] (0:11.87)	1:12.14 [3] (0:12.11)	1:00.03 [3] (0:12.09)	0:47.94 [3] (0:11.95)	0:35.99 [4] (0:12.00)	0:23.99 [5] (0:11.93)	0:12.06 [4] (0:12.06)			
Average Speed [km/h]	40.4	62.2	59.9	59.3	59.3	60.2	59.7	60.1	59.8			
Top Speed [km/h]	62.3	64.0	61.1	60.2	60.7	60.8	61.1	61.3	60.6			
Avg. Dist. to Rail [m]	4.0	1.3	2.3	1.2	0.6	1.0	1.0	0.9	2.1			
Avg. Stride Freq. [Hz]	2.3	2.3	2.2	2.2	2.2	2.2	2.3	2.3	2.2			
Avg. Stride Length [m]	6.1	7.5	7.5	7.5	7.5	7.5	7.4	7.3	7.4			



- [] Ranking at each section and finish
- .-.- No data available at this section
- NA No data available



Horse/Jockey Name	Tennessee Whiskey
Final Rank	4
Fastest Section Time (Section)	0:08.64 (Overall)
Top Speed [km/h] (Section)	63.7 (1600m)
Race State	Finished



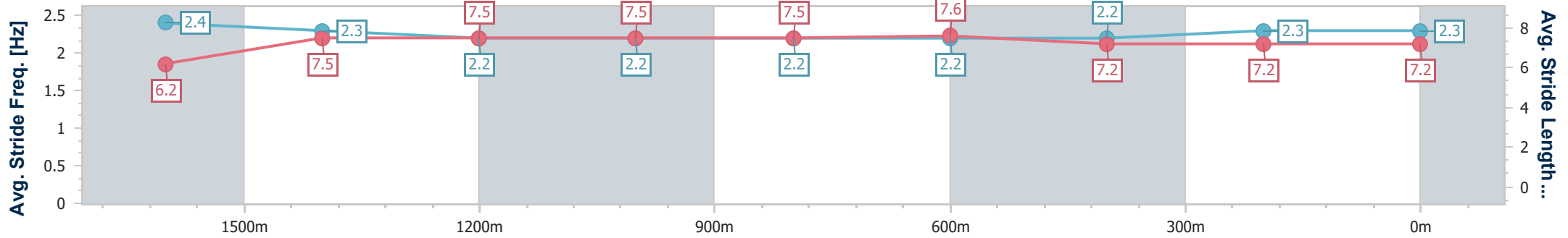
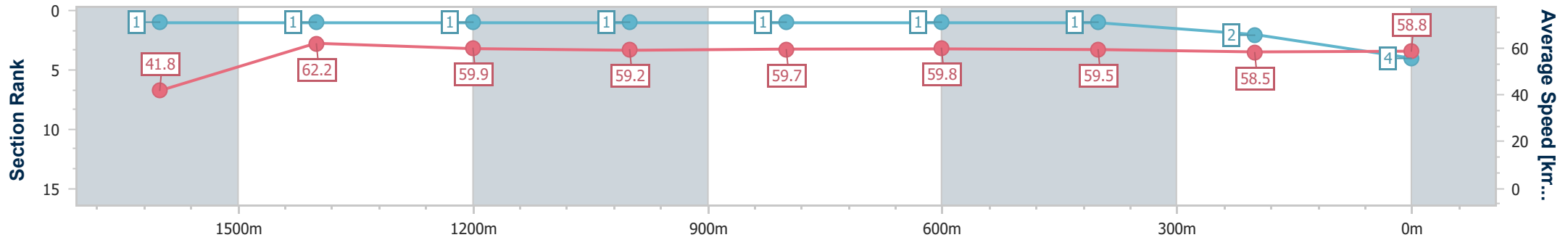
Ipswich QLD Professional
 Race 6: RED BULL AUSTRALIA RATINGS BAND 0 - 58
 Handicap - 1700m



26 January 2025 - 16:01

Track Rating: Soft 5, Weather: Fine, Rail Position: +9m Entire

Section	Overall	1600m	1400m	1200m	1000m	800m	600m	400m	200m			
Section Times	1:44.65 [4] (0:08.64)	1:36.01 [1] (0:11.53)	1:24.48 [1] (0:11.92)	1:12.56 [1] (0:12.10)	1:00.46 [1] (0:12.04)	0:48.42 [1] (0:11.95)	0:36.47 [1] (0:11.97)	0:24.50 [1] (0:12.25)	0:12.25 [2] (0:12.25)			
Average Speed [km/h]	41.8	62.2	59.9	59.2	59.7	59.8	59.5	58.5	58.8			
Top Speed [km/h]	60.5	63.7	60.8	59.5	60.1	60.1	60.2	59.6	59.6			
Avg. Dist. to Rail [m]	2.1	2.3	2.3	1.2	1.0	1.6	1.8	1.5	0.4			
Avg. Stride Freq. [Hz]	2.4	2.3	2.2	2.2	2.2	2.2	2.2	2.3	2.3			
Avg. Stride Length [m]	6.2	7.5	7.5	7.5	7.5	7.6	7.2	7.2	7.2			



- [] Ranking at each section and finish
- .-.- No data available at this section
- NA No data available



Horse/Jockey Name	Autunno
Final Rank	5
Fastest Section Time (Section)	0:09.89 (Overall)
Top Speed [km/h] (Section)	63.2 (1600m)
Race State	Finished



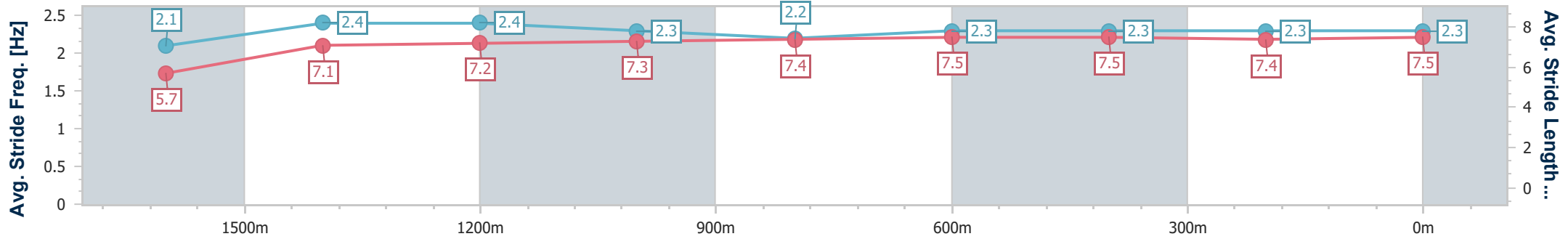
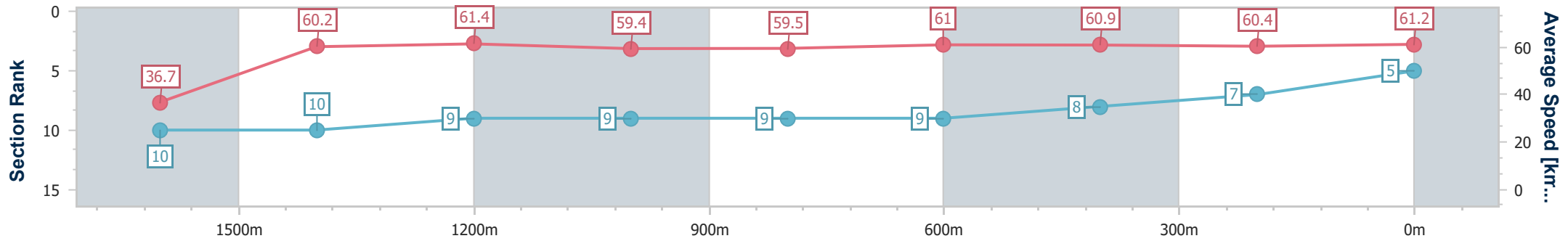
Ipswich QLD Professional
 Race 6: RED BULL AUSTRALIA RATINGS BAND 0 - 58
 Handicap - 1700m



26 January 2025 - 16:01

Track Rating: Soft 5, Weather: Fine, Rail Position: +9m Entire

Section	Overall	1600m	1400m	1200m	1000m	800m	600m	400m	200m
Section Times	1:44.72 [5] (0:09.89)	1:34.83 [10] (0:11.95)	1:22.88 [10] (0:11.61)	1:11.27 [9] (0:12.03)	0:59.24 [9] (0:12.06)	0:47.18 [9] (0:11.77)	0:35.41 [9] (0:11.75)	0:23.66 [8] (0:11.88)	0:11.78 [7] (0:11.78)
Average Speed [km/h]	36.7	60.2	61.4	59.4	59.5	61.0	60.9	60.4	61.2
Top Speed [km/h]	54.6	63.2	62.5	60.1	60.2	61.9	61.6	61.3	61.8
Avg. Dist. to Rail [m]	6.8	1.3	2.1	1.1	0.7	1.3	1.3	1.4	4.2
Avg. Stride Freq. [Hz]	2.1	2.4	2.4	2.3	2.2	2.3	2.3	2.3	2.3
Avg. Stride Length [m]	5.7	7.1	7.2	7.3	7.4	7.5	7.5	7.4	7.5



- [] Ranking at each section and finish
- .-.- No data available at this section
- NA No data available



Horse/Jockey Name	Atlantic Royal
Final Rank	6
Fastest Section Time (Section)	0:09.02 (Overall)
Top Speed [km/h] (Section)	62.8 (1600m)
Race State	Finished



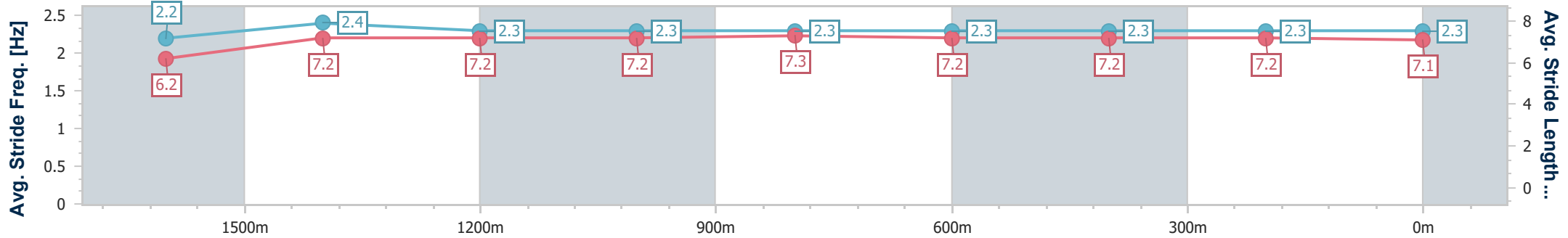
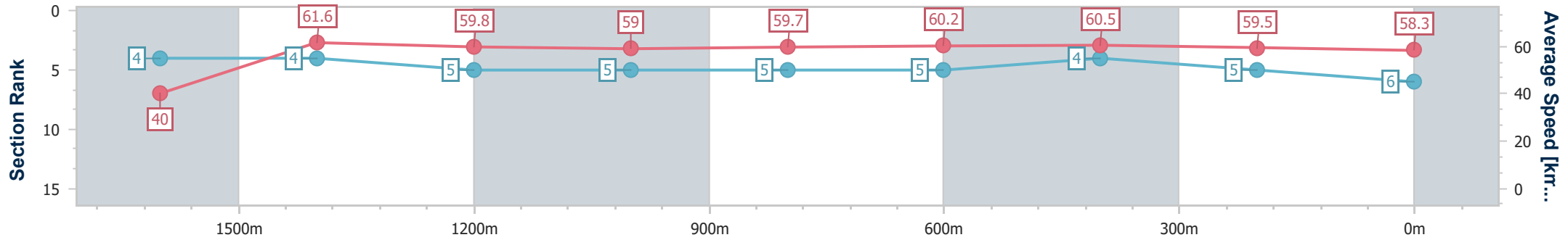
Ipswich QLD Professional
 Race 6: RED BULL AUSTRALIA RATINGS BAND 0 - 58
 Handicap - 1700m



26 January 2025 - 16:01

Track Rating: Soft 5, Weather: Fine, Rail Position: +9m Entire

Section	Overall	1600m	1400m	1200m	1000m	800m	600m	400m	200m
Section Times	1:44.83 [6] (0:09.02)	1:35.81 [4] (0:11.65)	1:24.16 [4] (0:11.93)	1:12.23 [5] (0:12.12)	1:00.11 [5] (0:12.03)	0:48.08 [5] (0:11.87)	0:36.21 [5] (0:11.81)	0:24.40 [4] (0:12.10)	0:12.30 [5] (0:12.30)
Average Speed [km/h]	40.0	61.6	59.8	59.0	59.7	60.2	60.5	59.5	58.3
Top Speed [km/h]	58.8	62.8	61.4	60.5	61.0	61.5	62.0	59.7	59.6
Avg. Dist. to Rail [m]	1.4	2.5	2.4	1.4	1.2	1.6	1.2	1.1	2.4
Avg. Stride Freq. [Hz]	2.2	2.4	2.3	2.3	2.3	2.3	2.3	2.3	2.3
Avg. Stride Length [m]	6.2	7.2	7.2	7.2	7.3	7.2	7.2	7.2	7.1



- [] Ranking at each section and finish
- .-.- No data available at this section
- NA No data available



Horse/Jockey Name	Tuqiri
Final Rank	7
Fastest Section Time (Section)	0:09.71 (Overall)
Top Speed [km/h] (Section)	62.6 (1600m)
Race State	Finished



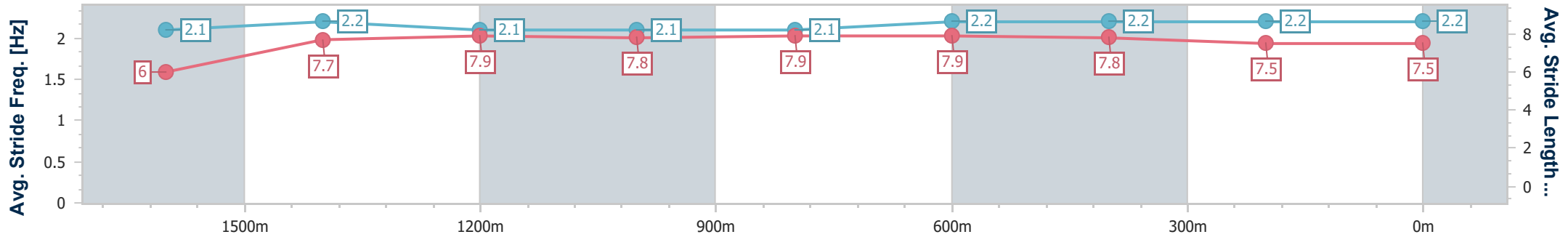
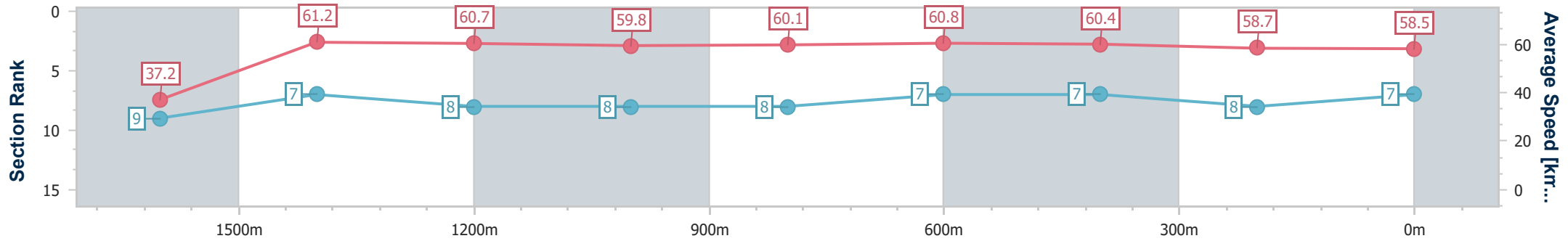
Ipswich QLD Professional
 Race 6: RED BULL AUSTRALIA RATINGS BAND 0 - 58
 Handicap - 1700m



26 January 2025 - 16:01

Track Rating: Soft 5, Weather: Fine, Rail Position: +9m Entire

Section	Overall	1600m	1400m	1200m	1000m	800m	600m	400m	200m			
Section Times	1:45.37 [7] (0:09.71)	1:35.66 [9] (0:11.71)	1:23.95 [7] (0:11.79)	1:12.16 [8] (0:12.07)	1:00.09 [8] (0:11.95)	0:48.14 [8] (0:11.81)	0:36.33 [7] (0:11.86)	0:24.47 [7] (0:12.17)	0:12.30 [8] (0:12.30)			
Average Speed [km/h]	37.2	61.2	60.7	59.8	60.1	60.8	60.4	58.7	58.5			
Top Speed [km/h]	59.2	62.6	62.6	60.2	60.9	61.8	61.5	59.6	59.8			
Avg. Dist. to Rail [m]	5.1	1.4	1.3	0.4	0.2	0.8	0.8	1.8	2.2			
Avg. Stride Freq. [Hz]	2.1	2.2	2.1	2.1	2.1	2.2	2.2	2.2	2.2			
Avg. Stride Length [m]	6.0	7.7	7.9	7.8	7.9	7.9	7.8	7.5	7.5			



- [] Ranking at each section and finish
- .-.- No data available at this section
- NA No data available



Horse/Jockey Name	Asgoodasyougett
Final Rank	8
Fastest Section Time (Section)	0:09.03 (Overall)
Top Speed [km/h] (Section)	62.2 (600m)
Race State	Finished



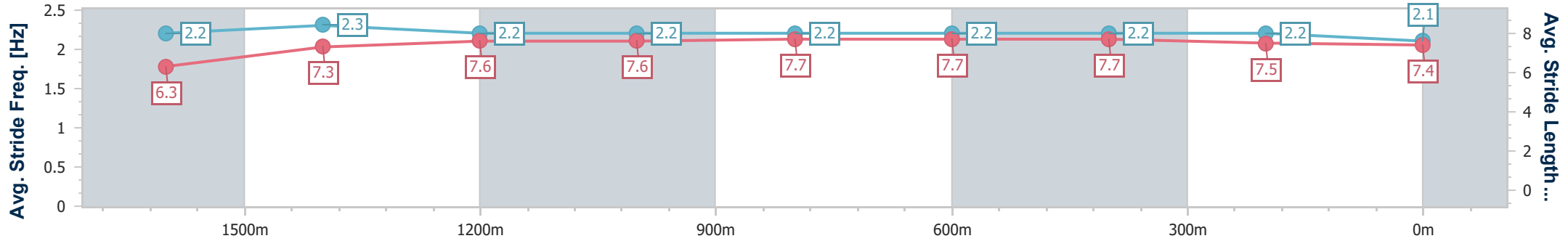
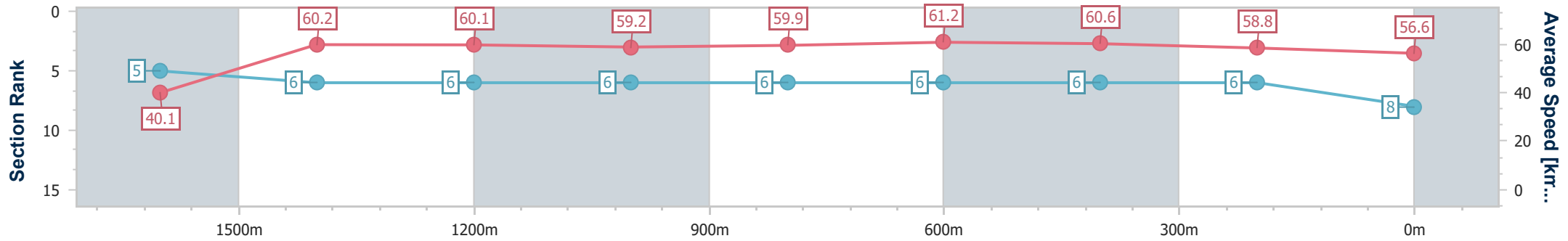
Ipswich QLD Professional
 Race 6: RED BULL AUSTRALIA RATINGS BAND 0 - 58
 Handicap - 1700m



26 January 2025 - 16:01

Track Rating: Soft 5, Weather: Fine, Rail Position: +9m Entire

Section	Overall	1600m	1400m	1200m	1000m	800m	600m	400m	200m
Section Times	1:45.56 [8] (0:09.03)	1:36.53 [5] (0:11.92)	1:24.61 [6] (0:11.89)	1:12.72 [6] (0:12.13)	1:00.59 [6] (0:12.00)	0:48.59 [6] (0:11.76)	0:36.83 [6] (0:11.83)	0:25.00 [6] (0:12.31)	0:12.69 [6] (0:12.69)
Average Speed [km/h]	40.1	60.2	60.1	59.2	59.9	61.2	60.6	58.8	56.6
Top Speed [km/h]	57.1	62.1	61.7	60.4	60.7	61.6	62.2	59.4	58.5
Avg. Dist. to Rail [m]	4.6	1.2	1.5	0.5	0.3	0.8	0.3	0.6	2.2
Avg. Stride Freq. [Hz]	2.2	2.3	2.2	2.2	2.2	2.2	2.2	2.2	2.1
Avg. Stride Length [m]	6.3	7.3	7.6	7.6	7.7	7.7	7.7	7.5	7.4



- [] Ranking at each section and finish
- .-.- No data available at this section
- NA No data available



Horse/Jockey Name	Red Vegas
Final Rank	9
Fastest Section Time (Section)	0:09.56 (Overall)
Top Speed [km/h] (Section)	64.6 (1400m)
Race State	Finished



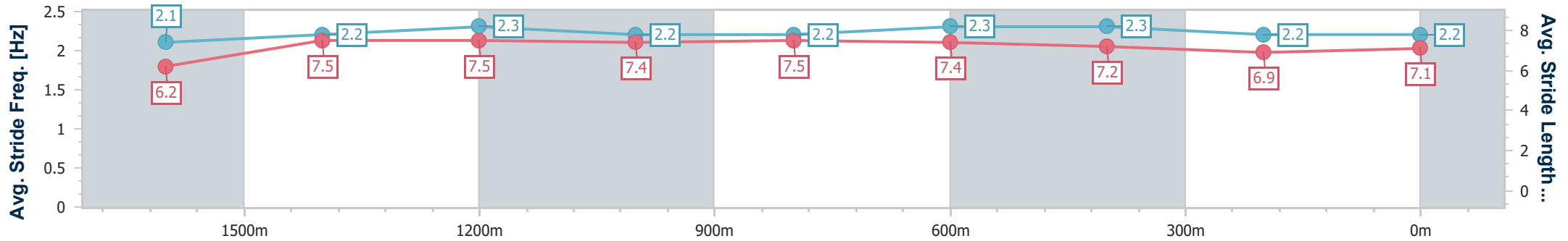
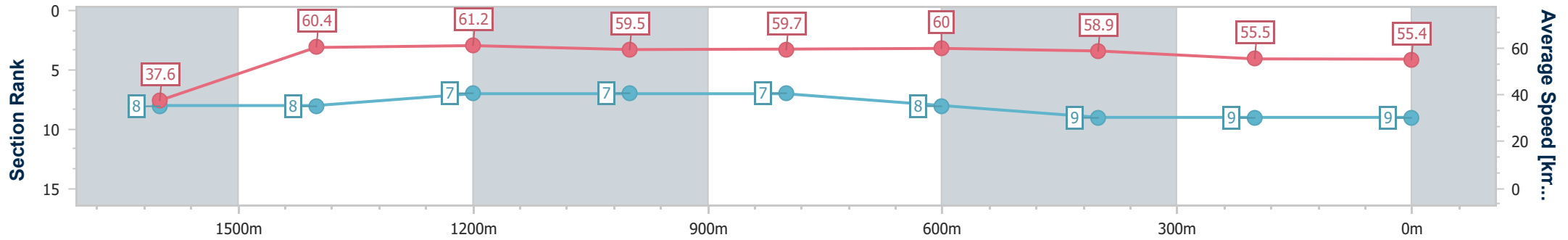
Ipswich QLD Professional
 Race 6: RED BULL AUSTRALIA RATINGS BAND 0 - 58
 Handicap - 1700m



26 January 2025 - 16:01

Track Rating: Soft 5, Weather: Fine, Rail Position: +9m Entire

Section	Overall	1600m	1400m	1200m	1000m	800m	600m	400m	200m
Section Times	1:47.03 [9] (0:09.56)	1:37.47 [8] (0:11.92)	1:25.55 [8] (0:11.62)	1:13.93 [7] (0:12.08)	1:01.85 [7] (0:11.99)	0:49.86 [7] (0:11.93)	0:37.93 [8] (0:12.13)	0:25.80 [9] (0:12.82)	0:12.98 [9] (0:12.98)
Average Speed [km/h]	37.6	60.4	61.2	59.5	59.7	60.0	58.9	55.5	55.4
Top Speed [km/h]	56.6	62.1	64.6	60.1	60.7	60.4	60.1	57.2	56.9
Avg. Dist. to Rail [m]	3.5	2.1	2.2	1.3	1.2	1.8	2.2	2.3	2.0
Avg. Stride Freq. [Hz]	2.1	2.2	2.3	2.2	2.2	2.3	2.3	2.2	2.2
Avg. Stride Length [m]	6.2	7.5	7.5	7.4	7.5	7.4	7.2	6.9	7.1



- [] Ranking at each section and finish
- .-.- No data available at this section
- NA No data available



Horse/Jockey Name	Little Jerry
Final Rank	10
Fastest Section Time (Section)	0:09.52 (Overall)
Top Speed [km/h] (Section)	60.8 (1400m)
Race State	Finished



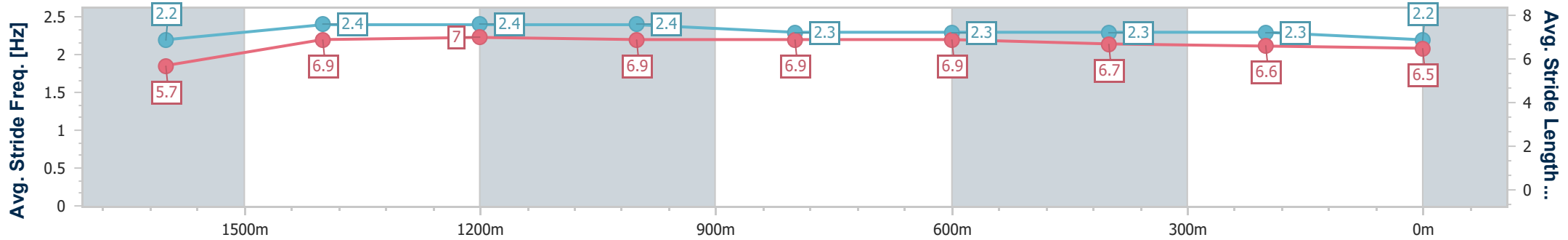
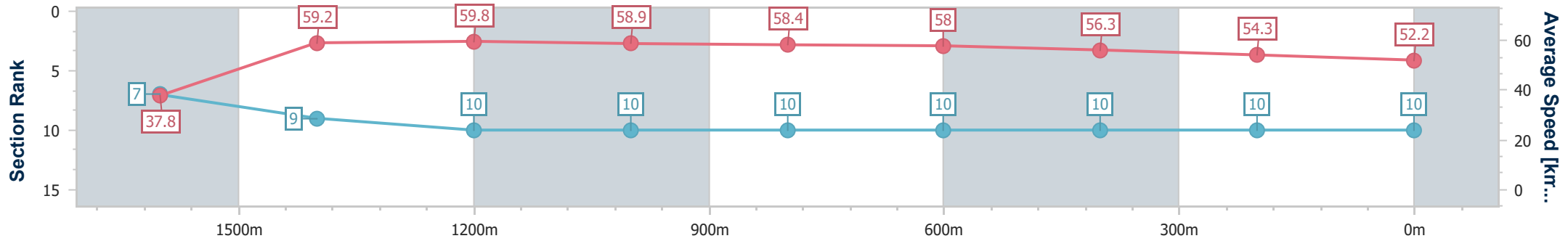
Ipswich QLD Professional
 Race 6: RED BULL AUSTRALIA RATINGS BAND 0 - 58
 Handicap - 1700m



26 January 2025 - 16:01

Track Rating: Soft 5, Weather: Fine, Rail Position: +9m Entire

Section	Overall	1600m	1400m	1200m	1000m	800m	600m	400m	200m
Section Times	1:50.18 [10] (0:09.52)	1:40.66 [7] (0:12.17)	1:28.49 [9] (0:11.97)	1:16.52 [10] (0:12.21)	1:04.31 [10] (0:12.33)	0:51.98 [10] (0:12.38)	0:39.60 [10] (0:12.64)	0:26.96 [10] (0:13.21)	0:13.75 [10] (0:13.75)
Average Speed [km/h]	37.8	59.2	59.8	58.9	58.4	58.0	56.3	54.3	52.2
Top Speed [km/h]	55.7	60.6	60.8	59.3	59.3	58.3	57.9	55.2	54.5
Avg. Dist. to Rail [m]	5.8	0.4	1.0	0.4	0.5	1.3	1.5	1.4	1.3
Avg. Stride Freq. [Hz]	2.2	2.4	2.4	2.4	2.3	2.3	2.3	2.3	2.2
Avg. Stride Length [m]	5.7	6.9	7.0	6.9	6.9	6.9	6.7	6.6	6.5



- [] Ranking at each section and finish
- .-.- No data available at this section
- NA No data available



Ipswich QLD Professional
Race 7: BARRIER REEF POOLS Colts, Geldings & Entires BENCHMARK
58 Handicap - 1200m
26 January 2025 - 16:45



Track Rating: Soft 5, Weather: Fine, Rail Position: +9m Entire

Section		Overall	1000m	800m	600m	400m	200m	Last 600m					
Field Times		1:10.83 (0:13.81)	0:57.02 (0:11.01)	0:46.01 (0:11.49)	0:34.52 (0:11.42)	0:23.10 (0:11.41)	0:11.69 (0:11.69)	0:34.52					
Rank	TAB Horse/Jockey	Barrier	Top Speed [km/h]	Fastest Section								Margin	Distance Travelled [m]
1	5 HELL AND BACK Ryan Maloney	4	66.2 Overall	0:11.09 1000m	1:10.83 [1] (0:14.02)	0:56.81 [2] (0:11.09)	0:45.72 [3] (0:11.45)	0:34.27 [3] (0:11.49)	0:22.78 [4] (0:11.34)	0:11.44 [4] (0:11.44)	1:10.83	0:34.27	
2	1 MIO SORRENTO Heidi Gillie	8	68.3 1000m	0:10.81 1000m	1:10.90 [2] (0:14.21)	0:56.69 [4] (0:10.81)	0:45.88 [2] (0:11.36)	0:34.52 [2] (0:11.42)	0:23.10 [2] (0:11.34)	0:11.76 [1] (0:11.76)	0.43L	0:34.52	+0
3	2 BOOM IN THE DARK James Orman	5	67.9 Overall	0:11.01 1000m	1:10.94 [3] (0:13.81)	0:57.13 [1] (0:11.01)	0:46.12 [1] (0:11.49)	0:34.63 [1] (0:11.42)	0:23.21 [1] (0:11.43)	0:11.78 [2] (0:11.78)	0.65L	0:34.63	-1
4	4 CRACKER ESSGEE Olivia Kendal	6	67.3 1000m	0:11.06 1000m	1:11.06 [4] (0:14.24)	0:56.82 [5] (0:11.06)	0:45.76 [5] (0:11.39)	0:34.37 [4] (0:11.30)	0:23.07 [3] (0:11.29)	0:11.78 [3] (0:11.78)	1.36L	0:34.37	+0
5	12 THUNDEROUS Justin Huxtable	1	65.7 Overall	0:11.16 1000m	1:11.17 [5] (0:14.12)	0:57.05 [3] (0:11.16)	0:45.89 [4] (0:11.48)	0:34.41 [5] (0:11.45)	0:22.96 [5] (0:11.37)	0:11.59 [5] (0:11.59)	1.99L	0:34.41	-2
6	7 ALMIGHTY RISING Boris Thornton	2	66.0 1000m	0:11.16 1000m	1:11.47 [6] (0:14.50)	0:56.97 [8] (0:11.16)	0:45.81 [7] (0:11.50)	0:34.31 [7] (0:11.37)	0:22.94 [8] (0:11.30)	0:11.64 [7] (0:11.64)	3.75L	0:34.31	-3
7	17 DOYLE Mark Du Plessis	7	64.7 1000m	0:11.20 1000m	1:11.60 [7] (0:14.50)	0:57.10 [7] (0:11.20)	0:45.90 [8] (0:11.52)	0:34.38 [9] (0:11.30)	0:23.08 [7] (0:11.40)	0:11.68 [8] (0:11.68)	4.52L	0:34.38	-1
8	10 REIGN OF POWER Andrew Mallyon	9	64.8 1000m	0:11.26 1000m	1:11.62 [8] (0:14.61)	0:57.01 [10] (0:11.26)	0:45.75 [10] (0:11.58)	0:34.17 [10] (0:11.30)	0:22.87 [10] (0:11.27)	0:11.60 [10] (0:11.60)	4.64L	0:34.17	+1
9	14 THE POWER OF ONE Jace McMurray	3	65.3 1000m	0:11.15 1000m	1:11.69 [9] (0:14.30)	0:57.39 [6] (0:11.15)	0:46.24 [6] (0:11.48)	0:34.76 [6] (0:11.34)	0:23.42 [6] (0:11.47)	0:11.95 [6] (0:11.95)	5.06L	0:34.76	+4
10	6 KING CHARLES Angela Jones	10	65.8 Overall	0:11.12 1000m	1:12.20 [10] (0:14.59)	0:57.61 [9] (0:11.12)	0:46.49 [9] (0:11.45)	0:35.04 [7] (0:11.37)	0:23.67 [9] (0:11.42)	0:12.25 [9] (0:12.25)	8.04L	0:35.04	-2

Scratched: Our Drummer (#13), Butt Heads (#11), Laser Beam (#15), Cool Panels (#8), Like Smoke (#9), Prometio Mas (#18), Singular (#3), Press Yes (#16)



Horse/Jockey Name	Hell And Back
Final Rank	1
Fastest Section Time (Section)	0:11.09 (1000m)
Top Speed [km/h] (Section)	66.2 (Overall)
Race State	Finished



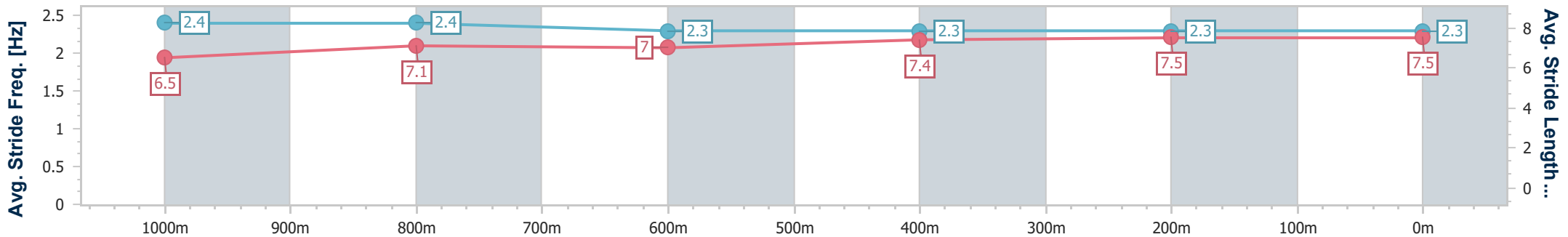
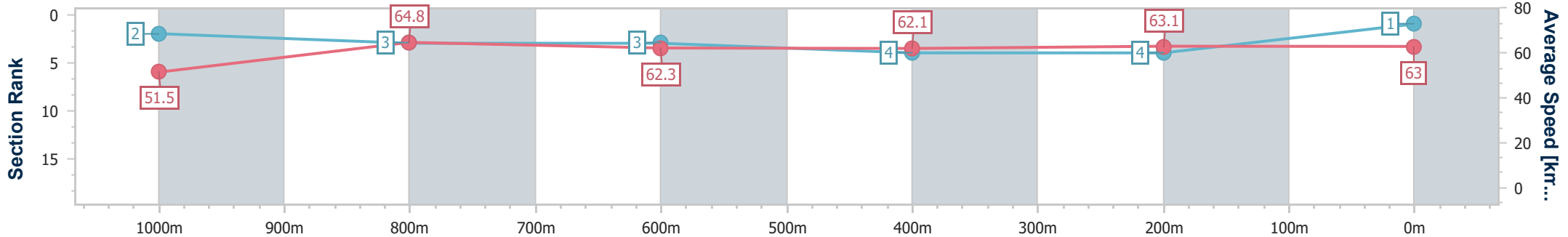
Ipswich QLD Professional
 Race 7: BARRIER REEF POOLS Colts, Geldings & Entires
 BENCHMARK 58 Handicap - 1200m



26 January 2025 - 16:45

Track Rating: Soft 5, Weather: Fine, Rail Position: +9m Entire

Section	Overall	1000m	800m	600m	400m	200m
Section Times	1:10.83 [1] (0:14.02)	0:56.81 [2] (0:11.09)	0:45.72 [3] (0:11.45)	0:34.27 [3] (0:11.49)	0:22.78 [4] (0:11.34)	0:11.44 [4] (0:11.44)
Average Speed [km/h]	51.5	64.8	62.3	62.1	63.1	63.0
Top Speed [km/h]	66.2	66.2	63.0	63.0	64.1	64.4
Avg. Dist. to Rail [m]	2.6	0.9	2.1	1.9	1.0	0.6
Avg. Stride Freq. [Hz]	2.4	2.4	2.3	2.3	2.3	2.3
Avg. Stride Length [m]	6.5	7.1	7.0	7.4	7.5	7.5



- [] Ranking at each section and finish
- .-.- No data available at this section
- NA No data available



Horse/Jockey Name	Mio Sorrento
Final Rank	2
Fastest Section Time (Section)	0:10.81 (1000m)
Top Speed [km/h] (Section)	68.3 (1000m)
Race State	Finished



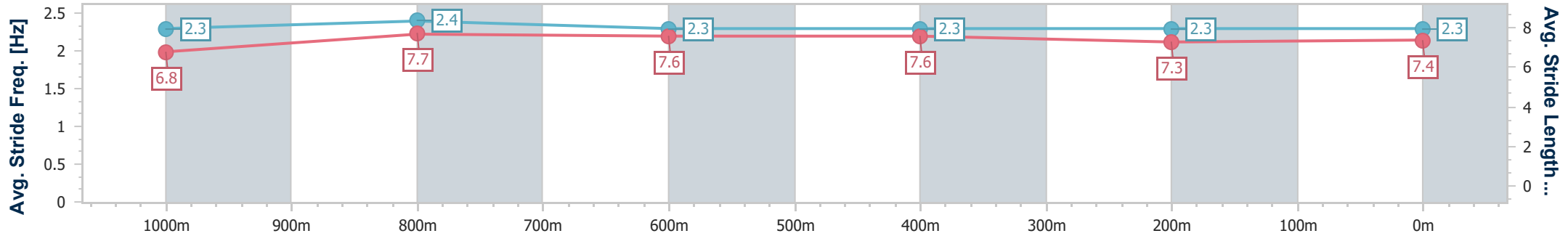
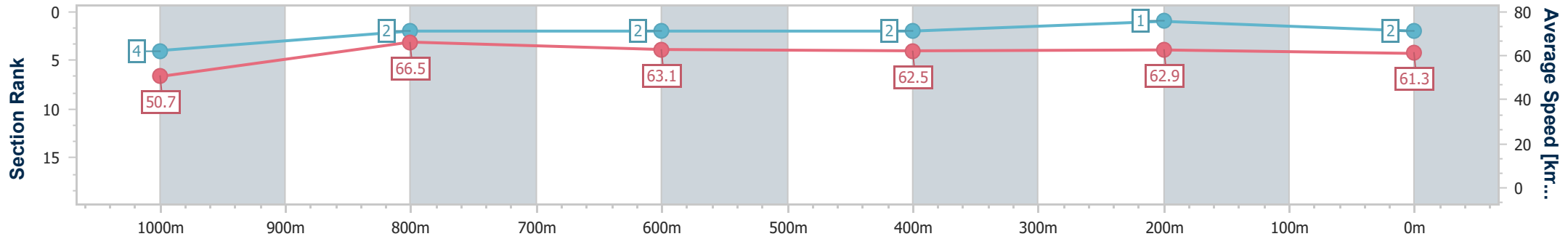
Ipswich QLD Professional
 Race 7: BARRIER REEF POOLS Colts, Geldings & Entires
 BENCHMARK 58 Handicap - 1200m



26 January 2025 - 16:45

Track Rating: Soft 5, Weather: Fine, Rail Position: +9m Entire

Section	Overall	1000m	800m	600m	400m	200m
Section Times	1:10.90 [2] (0:14.21)	0:56.69 [4] (0:10.81)	0:45.88 [2] (0:11.36)	0:34.52 [2] (0:11.42)	0:23.10 [2] (0:11.34)	0:11.76 [1] (0:11.76)
Average Speed [km/h]	50.7	66.5	63.1	62.5	62.9	61.3
Top Speed [km/h]	67.7	68.3	64.0	63.1	63.8	63.3
Avg. Dist. to Rail [m]	5.8	0.7	1.7	2.0	1.2	1.3
Avg. Stride Freq. [Hz]	2.3	2.4	2.3	2.3	2.3	2.3
Avg. Stride Length [m]	6.8	7.7	7.6	7.6	7.3	7.4



- [] Ranking at each section and finish
- .-.- No data available at this section
- NA No data available



Horse/Jockey Name	Boom In The Dark
Final Rank	3
Fastest Section Time (Section)	0:11.01 (1000m)
Top Speed [km/h] (Section)	67.9 (Overall)
Race State	Finished



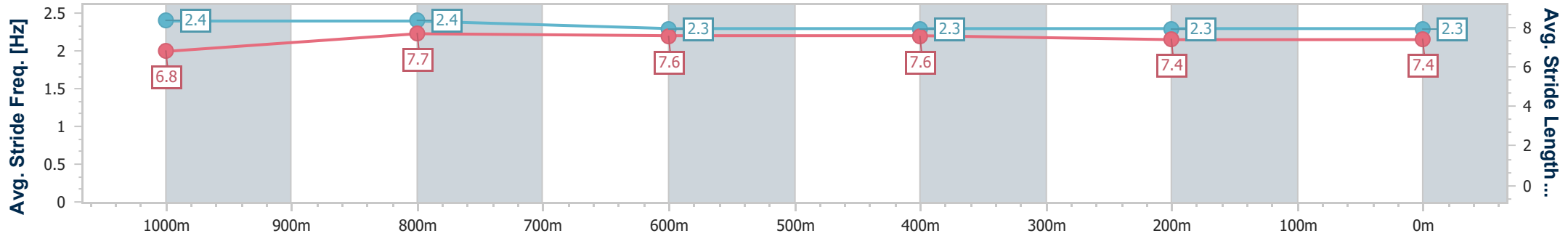
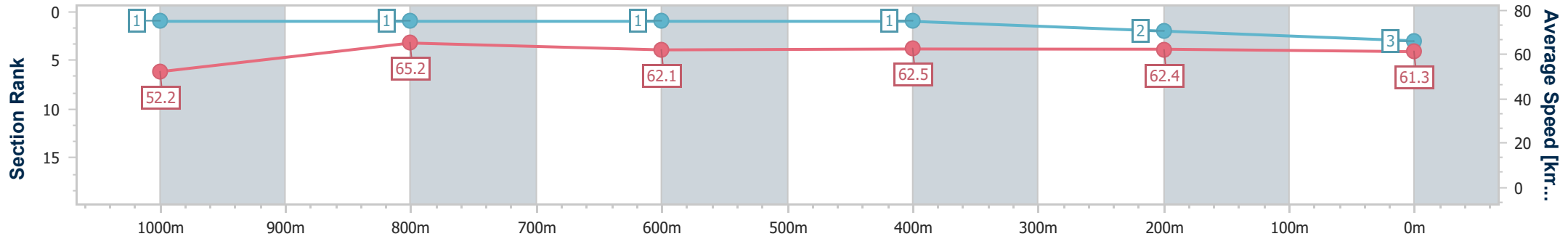
Ipswich QLD Professional
 Race 7: BARRIER REEF POOLS Colts, Geldings & Entires
 BENCHMARK 58 Handicap - 1200m



26 January 2025 - 16:45

Track Rating: Soft 5, Weather: Fine, Rail Position: +9m Entire

Section	Overall	1000m	800m	600m	400m	200m
Section Times	1:10.94 [3] (0:13.81)	0:57.13 [1] (0:11.01)	0:46.12 [1] (0:11.49)	0:34.63 [1] (0:11.42)	0:23.21 [1] (0:11.43)	0:11.78 [2] (0:11.78)
Average Speed [km/h]	52.2	65.2	62.1	62.5	62.4	61.3
Top Speed [km/h]	67.9	67.4	62.4	62.9	63.6	62.9
Avg. Dist. to Rail [m]	4.7	1.1	2.1	2.4	1.9	2.0
Avg. Stride Freq. [Hz]	2.4	2.4	2.3	2.3	2.3	2.3
Avg. Stride Length [m]	6.8	7.7	7.6	7.6	7.4	7.4



- [] Ranking at each section and finish
- .-.- No data available at this section
- NA No data available



Horse/Jockey Name	Cracker Essgee
Final Rank	4
Fastest Section Time (Section)	0:11.06 (1000m)
Top Speed [km/h] (Section)	67.3 (1000m)
Race State	Finished



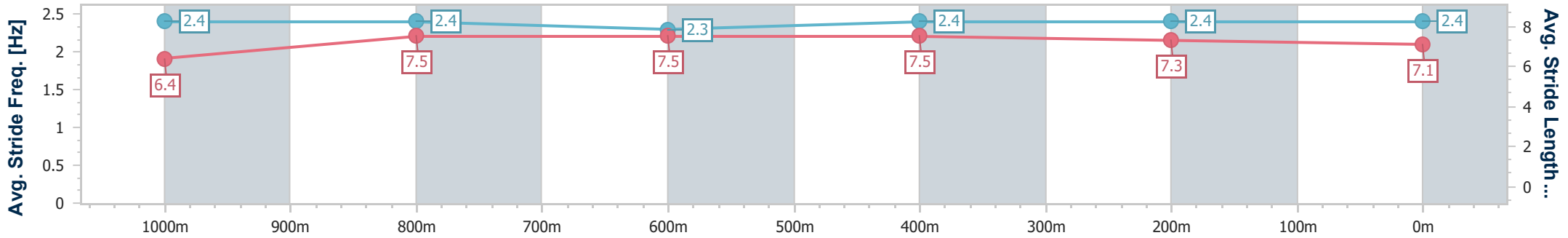
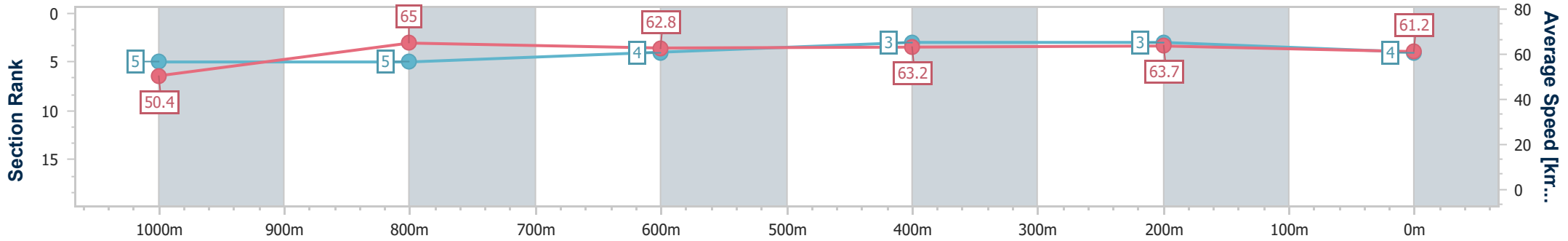
Ipswich QLD Professional
 Race 7: BARRIER REEF POOLS Colts, Geldings & Entires
 BENCHMARK 58 Handicap - 1200m



26 January 2025 - 16:45

Track Rating: Soft 5, Weather: Fine, Rail Position: +9m Entire

Section	Overall	1000m	800m	600m	400m	200m
Section Times	1:11.06 [4] (0:14.24)	0:56.82 [5] (0:11.06)	0:45.76 [5] (0:11.39)	0:34.37 [4] (0:11.30)	0:23.07 [3] (0:11.29)	0:11.78 [3] (0:11.78)
Average Speed [km/h]	50.4	65.0	62.8	63.2	63.7	61.2
Top Speed [km/h]	67.2	67.3	63.4	64.1	64.2	63.2
Avg. Dist. to Rail [m]	3.8	0.9	1.8	1.9	0.8	1.5
Avg. Stride Freq. [Hz]	2.4	2.4	2.3	2.4	2.4	2.4
Avg. Stride Length [m]	6.4	7.5	7.5	7.5	7.3	7.1



- [] Ranking at each section and finish
- .-.- No data available at this section
- NA No data available



Horse/Jockey Name	Thunderous
Final Rank	5
Fastest Section Time (Section)	0:11.16 (1000m)
Top Speed [km/h] (Section)	65.7 (Overall)
Race State	Finished



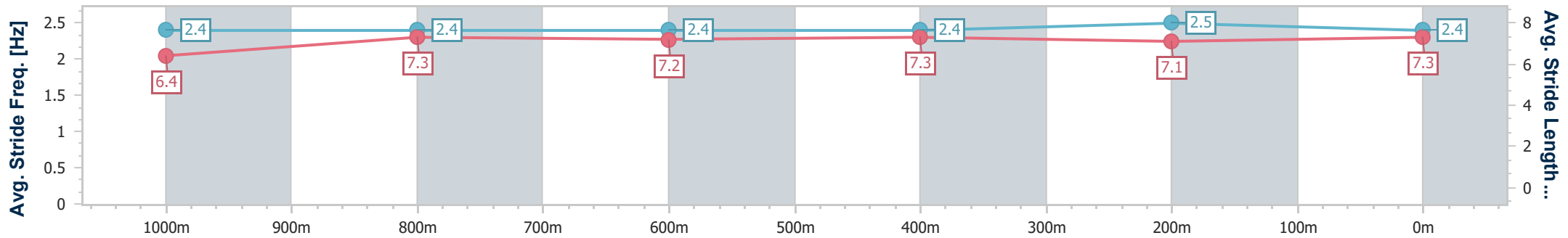
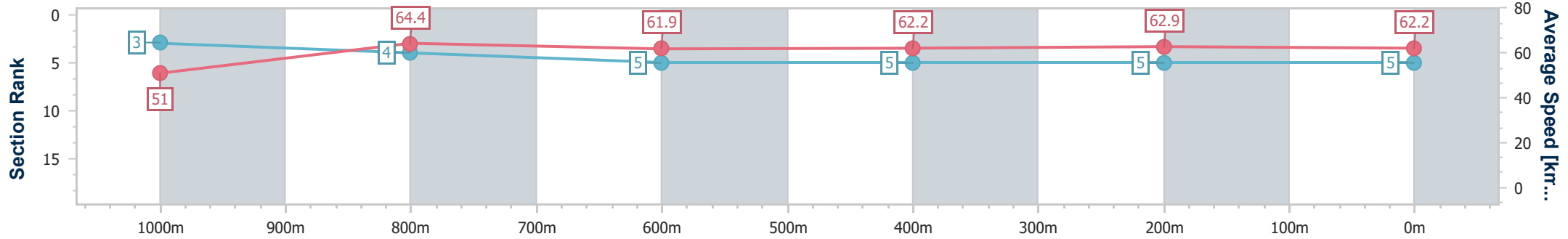
Ipswich QLD Professional
 Race 7: BARRIER REEF POOLS Colts, Geldings & Entires
 BENCHMARK 58 Handicap - 1200m



26 January 2025 - 16:45

Track Rating: Soft 5, Weather: Fine, Rail Position: +9m Entire

Section	Overall	1000m	800m	600m	400m	200m
Section Times	1:11.17 [5] (0:14.12)	0:57.05 [3] (0:11.16)	0:45.89 [4] (0:11.48)	0:34.41 [5] (0:11.45)	0:22.96 [5] (0:11.37)	0:11.59 [5] (0:11.59)
Average Speed [km/h]	51.0	64.4	61.9	62.2	62.9	62.2
Top Speed [km/h]	65.7	65.6	62.6	62.7	63.8	63.7
Avg. Dist. to Rail [m]	0.4	1.7	2.5	2.6	1.9	0.6
Avg. Stride Freq. [Hz]	2.4	2.4	2.4	2.4	2.5	2.4
Avg. Stride Length [m]	6.4	7.3	7.2	7.3	7.1	7.3



- [] Ranking at each section and finish
- .-.- No data available at this section
- NA No data available



Horse/Jockey Name	Almighty Rising
Final Rank	6
Fastest Section Time (Section)	0:11.16 (1000m)
Top Speed [km/h] (Section)	66.0 (1000m)
Race State	Finished



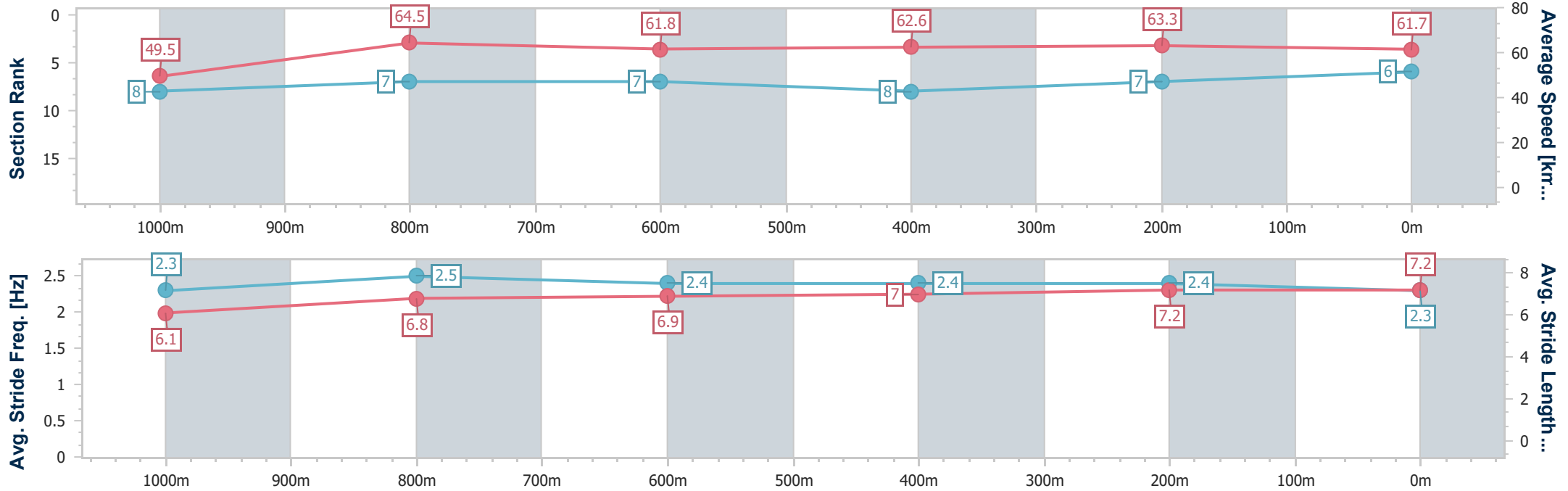
Ipswich QLD Professional
 Race 7: BARRIER REEF POOLS Colts, Geldings & Entires
 BENCHMARK 58 Handicap - 1200m



26 January 2025 - 16:45

Track Rating: Soft 5, Weather: Fine, Rail Position: +9m Entire

Section	Overall	1000m	800m	600m	400m	200m
Section Times	1:11.47 [6] (0:14.50)	0:56.97 [8] (0:11.16)	0:45.81 [7] (0:11.50)	0:34.31 [7] (0:11.37)	0:22.94 [8] (0:11.30)	0:11.64 [7] (0:11.64)
Average Speed [km/h]	49.5	64.5	61.8	62.6	63.3	61.7
Top Speed [km/h]	65.2	66.0	63.9	63.7	63.9	63.7
Avg. Dist. to Rail [m]	1.1	1.5	3.0	2.7	1.1	1.8
Avg. Stride Freq. [Hz]	2.3	2.5	2.4	2.4	2.4	2.3
Avg. Stride Length [m]	6.1	6.8	6.9	7.0	7.2	7.2



- [] Ranking at each section and finish
- .-.- No data available at this section
- NA No data available



Horse/Jockey Name	Doyle
Final Rank	7
Fastest Section Time (Section)	0:11.20 (1000m)
Top Speed [km/h] (Section)	64.7 (1000m)
Race State	Finished



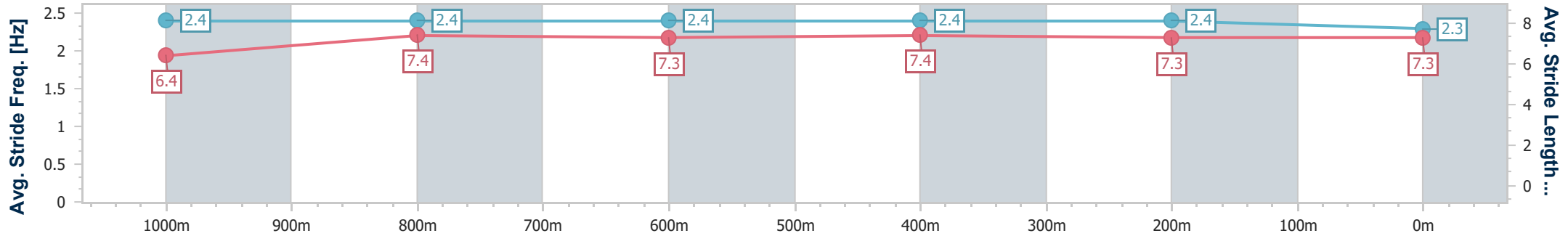
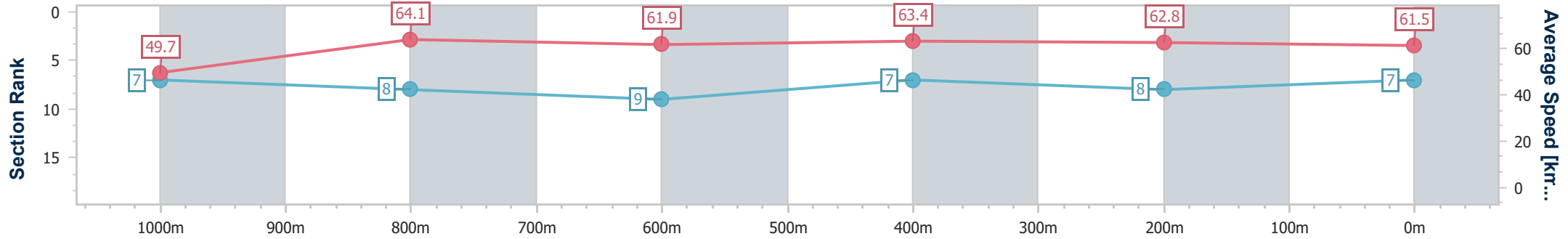
Ipswich QLD Professional
 Race 7: BARRIER REEF POOLS Colts, Geldings & Entires
 BENCHMARK 58 Handicap - 1200m



26 January 2025 - 16:45

Track Rating: Soft 5, Weather: Fine, Rail Position: +9m Entire

Section	Overall	1000m	800m	600m	400m	200m
Section Times	1:11.60 [7] (0:14.50)	0:57.10 [7] (0:11.20)	0:45.90 [8] (0:11.52)	0:34.38 [9] (0:11.30)	0:23.08 [7] (0:11.40)	0:11.68 [8]
Average Speed [km/h]	49.7	64.1	61.9	63.4	62.8	61.5
Top Speed [km/h]	64.4	64.7	63.0	64.1	64.3	63.5
Avg. Dist. to Rail [m]	4.9	0.6	2.2	2.2	1.2	0.8
Avg. Stride Freq. [Hz]	2.4	2.4	2.4	2.4	2.4	2.3
Avg. Stride Length [m]	6.4	7.4	7.3	7.4	7.3	7.3



- [] Ranking at each section and finish
- .-.- No data available at this section
- NA No data available



Horse/Jockey Name	Reign Of Power
Final Rank	8
Fastest Section Time (Section)	0:11.26 (1000m)
Top Speed [km/h] (Section)	64.8 (1000m)
Race State	Finished



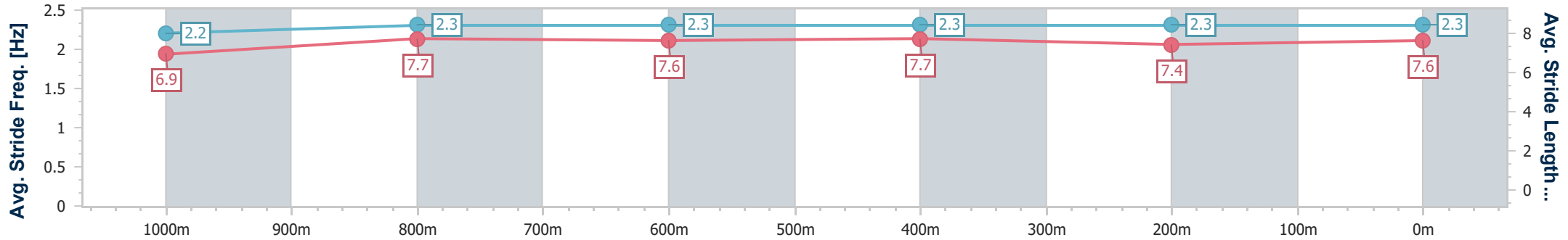
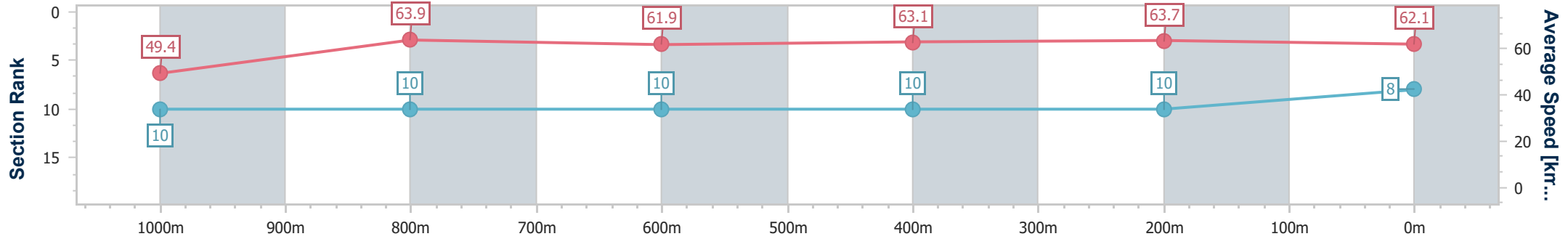
Ipswich QLD Professional
 Race 7: BARRIER REEF POOLS Colts, Geldings & Entires
 BENCHMARK 58 Handicap - 1200m



26 January 2025 - 16:45

Track Rating: Soft 5, Weather: Fine, Rail Position: +9m Entire

Section	Overall	1000m	800m	600m	400m	200m
Section Times	1:11.62 [8] (0:14.61)	0:57.01 [10] (0:11.26)	0:45.75 [10] (0:11.58)	0:34.17 [10] (0:11.30)	0:22.87 [10] (0:11.27)	0:11.60 [10] (0:11.60)
Average Speed [km/h]	49.4	63.9	61.9	63.1	63.7	62.1
Top Speed [km/h]	64.3	64.8	63.5	64.2	64.6	64.4
Avg. Dist. to Rail [m]	7.2	0.7	1.4	2.2	1.4	4.0
Avg. Stride Freq. [Hz]	2.2	2.3	2.3	2.3	2.3	2.3
Avg. Stride Length [m]	6.9	7.7	7.6	7.7	7.4	7.6



- [] Ranking at each section and finish
- .-.- No data available at this section
- NA No data available



Horse/Jockey Name	The Power Of One
Final Rank	9
Fastest Section Time (Section)	0:11.15 (1000m)
Top Speed [km/h] (Section)	65.3 (1000m)
Race State	Finished



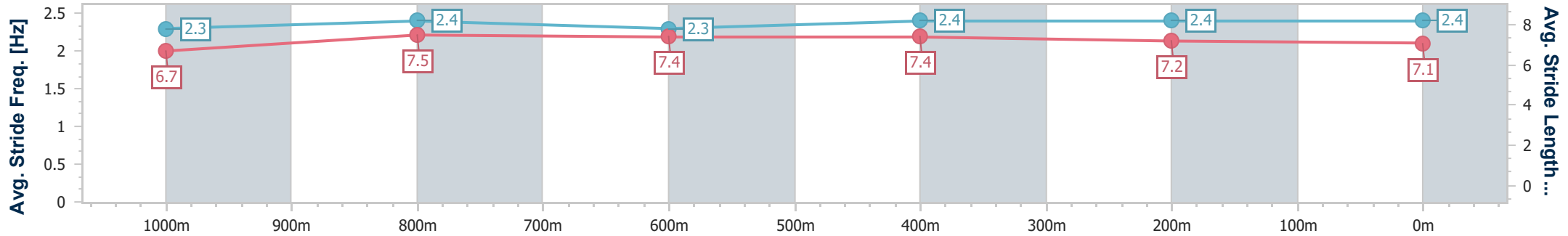
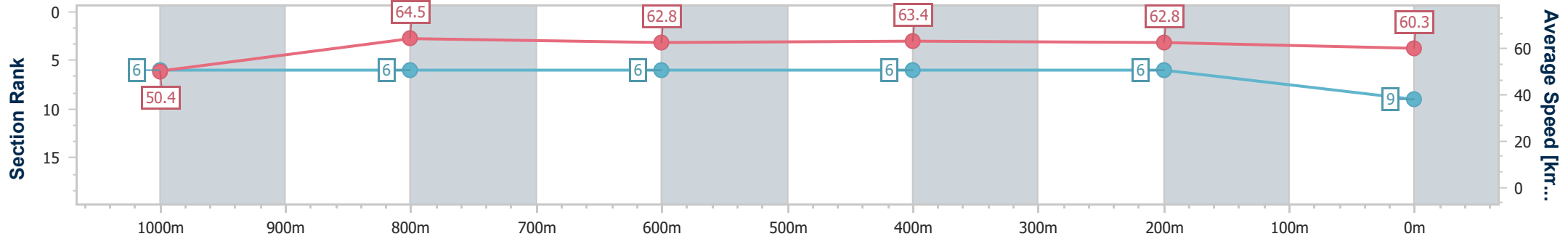
Ipswich QLD Professional
 Race 7: BARRIER REEF POOLS Colts, Geldings & Entires
 BENCHMARK 58 Handicap - 1200m



26 January 2025 - 16:45

Track Rating: Soft 5, Weather: Fine, Rail Position: +9m Entire

Section	Overall	1000m	800m	600m	400m	200m
Section Times	1:11.69 [9] (0:14.30)	0:57.39 [6] (0:11.15)	0:46.24 [6] (0:11.48)	0:34.76 [6] (0:11.34)	0:23.42 [6] (0:11.47)	0:11.95 [6] (0:11.95)
Average Speed [km/h]	50.4	64.5	62.8	63.4	62.8	60.3
Top Speed [km/h]	65.0	65.3	63.6	64.0	63.7	62.4
Avg. Dist. to Rail [m]	1.7	0.3	0.2	0.4	1.1	2.7
Avg. Stride Freq. [Hz]	2.3	2.4	2.3	2.4	2.4	2.4
Avg. Stride Length [m]	6.7	7.5	7.4	7.4	7.2	7.1



- [] Ranking at each section and finish
- .-.- No data available at this section
- NA No data available



Horse/Jockey Name	King Charles
Final Rank	10
Fastest Section Time (Section)	0:11.12 (1000m)
Top Speed [km/h] (Section)	65.8 (Overall)
Race State	Finished



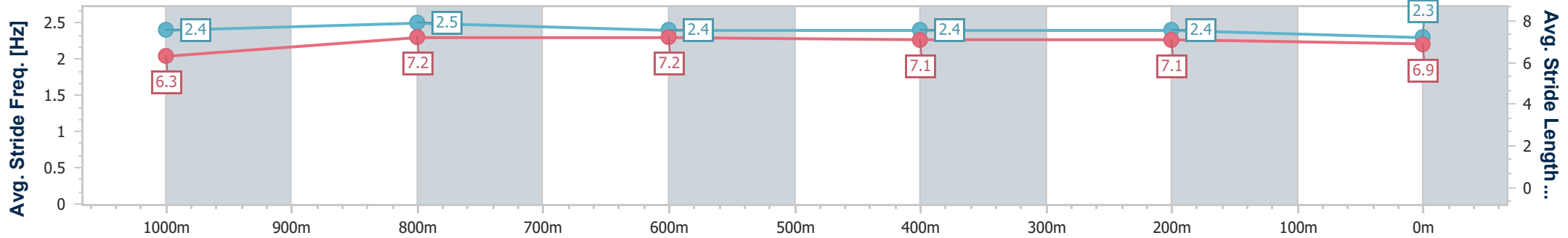
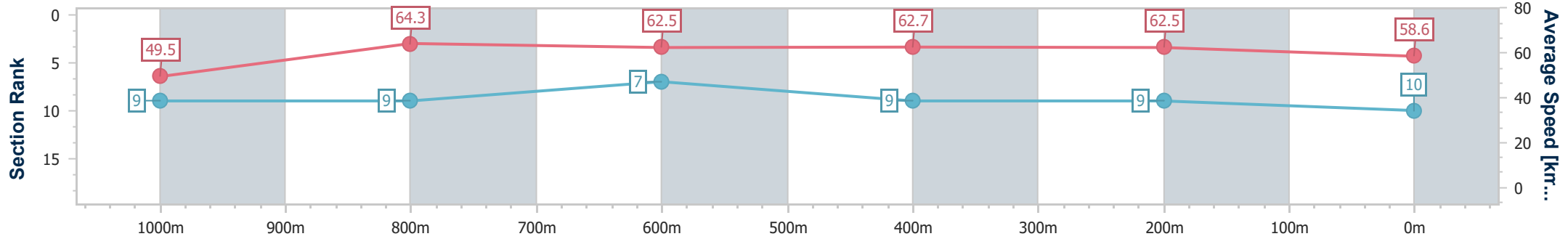
Ipswich QLD Professional
 Race 7: BARRIER REEF POOLS Colts, Geldings & Entires
 BENCHMARK 58 Handicap - 1200m



26 January 2025 - 16:45

Track Rating: Soft 5, Weather: Fine, Rail Position: +9m Entire

Section	Overall	1000m	800m	600m	400m	200m
Section Times	1:12.20 [10] (0:14.59)	0:57.61 [9] (0:11.12)	0:46.49 [9] (0:11.45)	0:35.04 [7] (0:11.37)	0:23.67 [9] (0:11.42)	0:12.25 [9] (0:12.25)
Average Speed [km/h]	49.5	64.3	62.5	62.7	62.5	58.6
Top Speed [km/h]	65.8	65.4	64.3	64.7	63.1	62.0
Avg. Dist. to Rail [m]	5.1	1.3	2.3	2.7	2.0	1.8
Avg. Stride Freq. [Hz]	2.4	2.5	2.4	2.4	2.4	2.3
Avg. Stride Length [m]	6.3	7.2	7.2	7.1	7.1	6.9



- [] Ranking at each section and finish
- .-.- No data available at this section
- NA No data available