



Townsville QLD Professional

Race 1: LADBROKES BLACKBOOK QTIS Two-Year-Old Handicap - 1200m

13 February 2025 - 13:27



Track Rating: Soft 6, Weather: Fine, Rail Position: +2m 1000m-W/Post; True Remainder

Section		Overall	1000m	800m	600m	400m	200m	Last 600m					
Field Times		1:11.39 (0:14.10)	0:57.29 (0:10.81)	0:46.48 (0:10.84)	0:35.64 (0:11.16)	0:24.48 (0:11.90)	0:12.58 (0:12.58)	0:35.64					
Rank	TAB Horse/Jockey	Barrier	Top Speed [km/h]	Fastest Section	Margin							Distance Travelled [m]	
1	2 NOSEY NEO Tahlia Fenlon	2	67.5 Overall	0:10.81 1000m	1:11.39 [1] (0:14.10)	0:57.29 [1] (0:10.81)	0:46.48 [1] (0:10.84)	0:35.64 [1] (0:11.16)	0:24.48 [1] (0:11.90)	0:12.58 [1] (0:12.58)	1:11.39	0:35.64	
2	4 CASCIA Nathan Thomas	1	67.8 1000m	0:10.66 1000m	1:12.09 [2] (0:14.28)	0:57.81 [2] (0:10.66)	0:47.15 [2] (0:10.94)	0:36.21 [2] (0:11.57)	0:24.64 [2] (0:12.00)	0:12.64 [2] (0:12.64)	4.12L	0:36.21	+4
3	6 ROYAL PROPHECY Adam Sewell	4	68.1 1000m	0:10.64 1000m	1:12.17 [3] (0:14.70)	0:57.47 [3] (0:10.64)	0:46.83 [3] (0:10.86)	0:35.97 [3] (0:11.41)	0:24.56 [3] (0:12.05)	0:12.51 [3] (0:12.51)	4.54L	0:35.97	-1
4	5 EASY GOING GIRL Brooke Johnson	3	68.8 800m	0:10.71 800m	1:14.80 [4] (0:15.44)	0:59.36 [4] (0:10.96)	0:48.40 [4] (0:10.71)	0:37.69 [4] (0:11.36)	0:26.33 [4] (0:12.46)	0:13.87 [4] (0:13.87)	20.02L	0:37.69	+1

Scratched: Satisfied Mugs (#1), Mr Oreo (#3)

[] Ranking at each section and finish
 -:-:-:- No data available at this section
 NA No data available

SCN Saddle cloth number
 DNF Did not finish
 DNT Did not track



Horse/Jockey Name	Nosey Neo
Final Rank	1
Fastest Section Time (Section)	0:10.81 (1000m)
Top Speed [km/h] (Section)	67.5 (Overall)
Race State	Finished

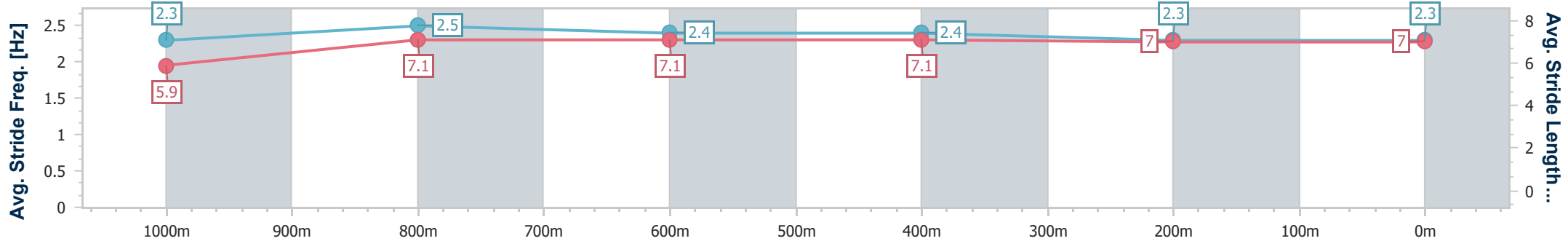
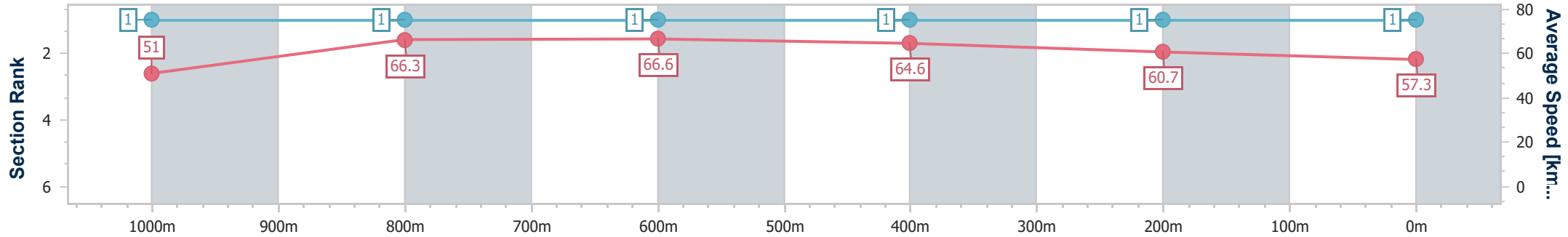


Townsville QLD Professional
Race 1: LADBROKES BLACKBOOK QTIS Two-Year-Old Handicap - 1200m



13 February 2025 - 13:27
Track Rating: Soft 6, Weather: Fine, Rail Position: +2m 1000m-W/Post; True Remainder

Section	Overall	1000m	800m	600m	400m	200m
Section Times	1:11.39 [1] (0:14.10)	0:57.29 [1] (0:10.81)	0:46.48 [1] (0:10.84)	0:35.64 [1] (0:11.16)	0:24.48 [1] (0:11.90)	0:12.58 [1] (0:12.58)
Average Speed [km/h]	51.0	66.3	66.6	64.6	60.7	57.3
Top Speed [km/h]	67.5	66.8	66.9	66.4	62.8	59.0
Avg. Dist. to Rail [m]	3.5	1.0	0.2	0.9	1.9	0.9
Avg. Stride Freq. [Hz]	2.3	2.5	2.4	2.4	2.3	2.3
Avg. Stride Length [m]	5.9	7.1	7.1	7.1	7.0	7.0



- [] Ranking at each section and finish
- .-.- No data available at this section
- NA No data available



Horse/Jockey Name	Cascia
Final Rank	2
Fastest Section Time (Section)	0:10.66 (1000m)
Top Speed [km/h] (Section)	67.8 (1000m)
Race State	Finished



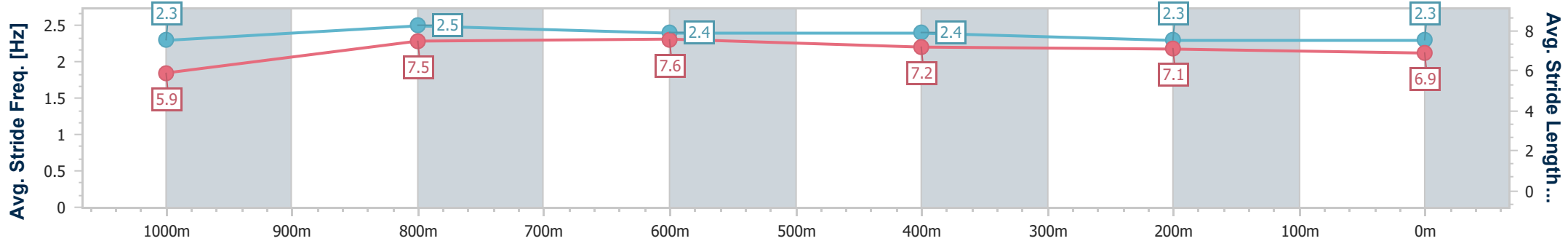
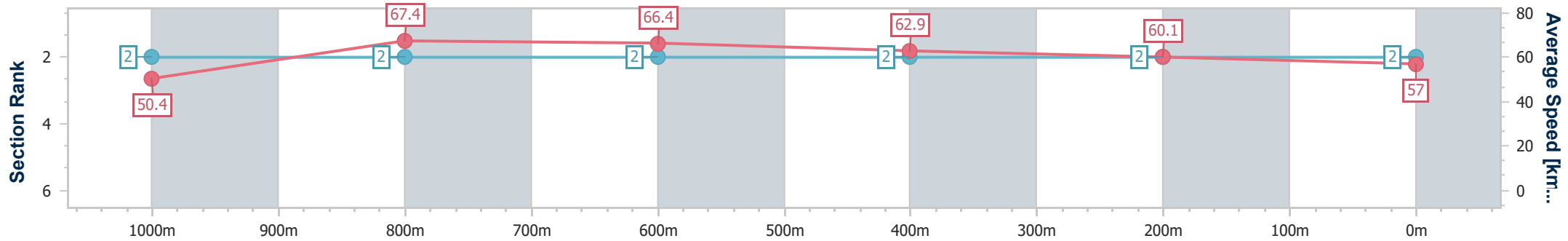
Townsville QLD Professional
Race 1: LADBROKES BLACKBOOK QTIS Two-Year-Old Handicap - 1200m

13 February 2025 - 13:27

Track Rating: Soft 6, Weather: Fine, Rail Position: +2m 1000m-W/Post; True Remainder



Section	Overall	1000m	800m	600m	400m	200m								
Section Times	1:12.09 [2] (0:14.28)	0:57.81 [2] (0:10.66)	0:47.15 [2] (0:10.94)	0:36.21 [2] (0:11.57)	0:24.64 [2] (0:12.00)	0:12.64 [2] (0:12.64)								
Average Speed [km/h]	50.4	67.4	66.4	62.9	60.1	57.0								
Top Speed [km/h]	66.9	67.8	66.8	64.8	61.4	58.8								
Avg. Dist. to Rail [m]	2.1	1.2	1.8	2.2	1.6	2.1								
Avg. Stride Freq. [Hz]	2.3	2.5	2.4	2.4	2.3	2.3								
Avg. Stride Length [m]	5.9	7.5	7.6	7.2	7.1	6.9								



- [] Ranking at each section and finish
- .-.- No data available at this section
- NA No data available



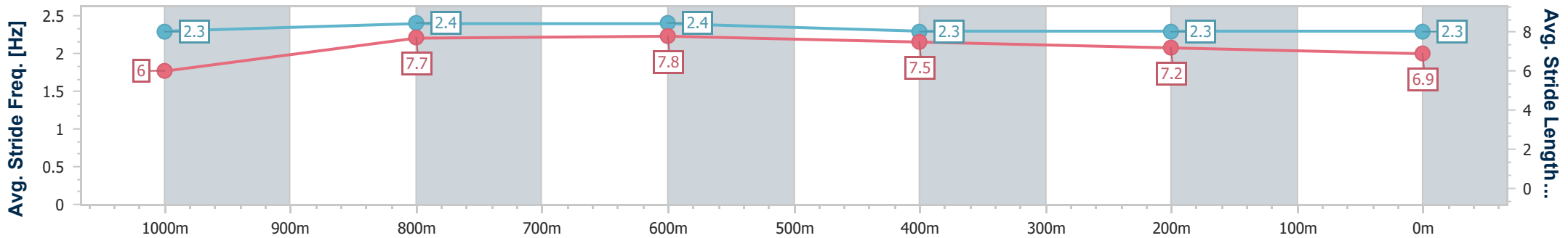
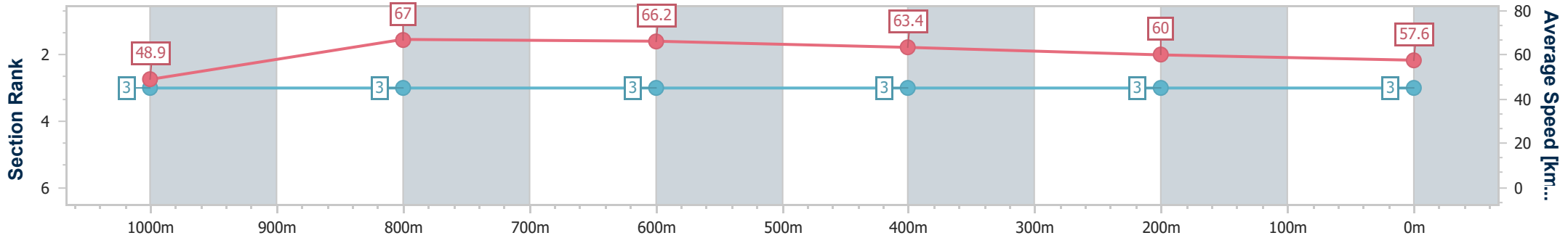
Horse/Jockey Name	Royal Prophecy
Final Rank	3
Fastest Section Time (Section)	0:10.64 (1000m)
Top Speed [km/h] (Section)	68.1 (1000m)
Race State	Finished



Townsville QLD Professional
Race 1: LADBROKES BLACKBOOK QTIS Two-Year-Old Handicap - 1200m
 13 February 2025 - 13:27
 Track Rating: Soft 6, Weather: Fine, Rail Position: +2m 1000m-W/Post; True Remainder



Section	Overall	1000m	800m	600m	400m	200m								
Section Times	1:12.17 [3] (0:14.70)	0:57.47 [3] (0:10.64)	0:46.83 [3] (0:10.86)	0:35.97 [3] (0:11.41)	0:24.56 [3] (0:12.05)	0:12.51 [3] (0:12.51)								
Average Speed [km/h]	48.9	67.0	66.2	63.4	60.0	57.6								
Top Speed [km/h]	67.1	68.1	67.4	65.6	61.4	58.8								
Avg. Dist. to Rail [m]	3.8	1.8	0.4	0.9	3.8	5.2								
Avg. Stride Freq. [Hz]	2.3	2.4	2.4	2.3	2.3	2.3								
Avg. Stride Length [m]	6.0	7.7	7.8	7.5	7.2	6.9								



- [] Ranking at each section and finish
- .-.- No data available at this section
- NA No data available



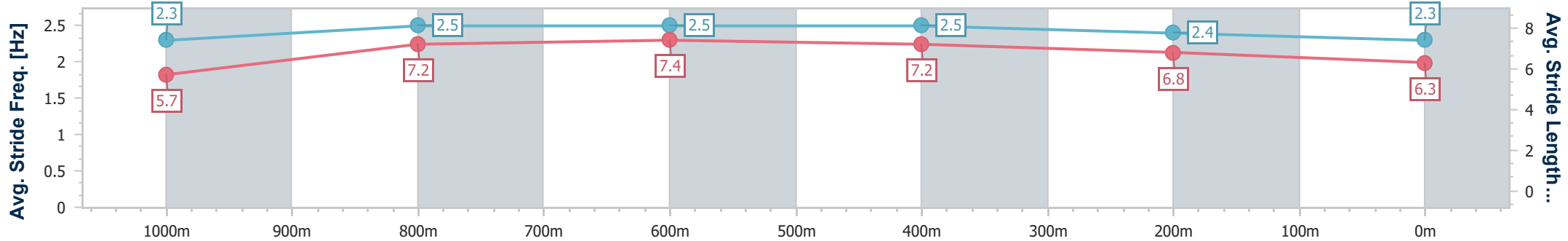
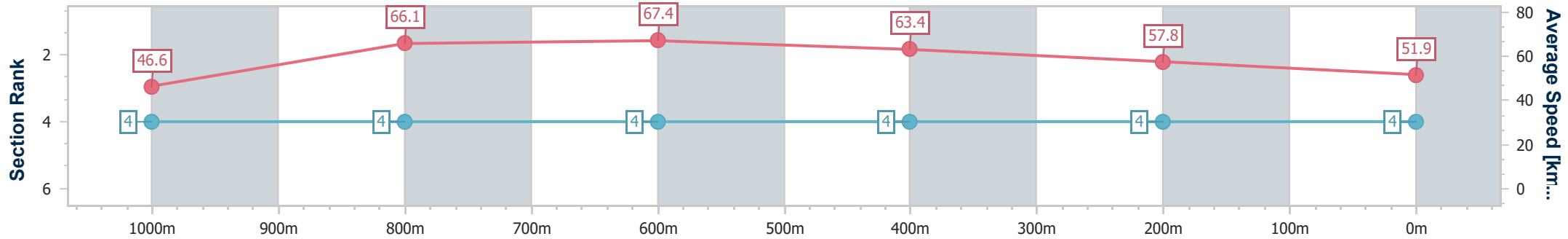
Horse/Jockey Name	Easy Going Girl
Final Rank	4
Fastest Section Time (Section)	0:10.71 (800m)
Top Speed [km/h] (Section)	68.8 (800m)
Race State	Finished



Townsville QLD Professional
 Race 1: LADBROKES BLACKBOOK QTIS Two-Year-Old Handicap - 1200m
 13 February 2025 - 13:27
 Track Rating: Soft 6, Weather: Fine, Rail Position: +2m 1000m-W/Post; True Remainder



Section	Overall	1000m	800m	600m	400m	200m							
Section Times	1:14.80 [4] (0:15.44)	0:59.36 [4] (0:10.96)	0:48.40 [4] (0:10.71)	0:37.69 [4] (0:11.36)	0:26.33 [4] (0:12.46)	0:13.87 [4] (0:13.87)							
Average Speed [km/h]	46.6	66.1	67.4	63.4	57.8	51.9							
Top Speed [km/h]	65.3	68.0	68.8	65.8	61.8	54.6							
Avg. Dist. to Rail [m]	3.1	2.0	0.7	0.2	1.4	0.5							
Avg. Stride Freq. [Hz]	2.3	2.5	2.5	2.5	2.4	2.3							
Avg. Stride Length [m]	5.7	7.2	7.4	7.2	6.8	6.3							



- [] Ranking at each section and finish
- .-.- No data available at this section
- NA No data available



Townsville QLD Professional

Race 2: RENEW YOUR 2025 CLUB MEMBERSHIP Maiden Handicap - 1000m

13 February 2025 - 14:04



Track Rating: Soft 6, Weather: Fine, Rail Position: +2m 1000m-W/Post; True Remainder

Section		Overall	800m	600m	400m	200m	Last 600m					
Field Times		0:58.03 (0:13.45)	0:44.58 (0:11.21)	0:33.37 (0:10.88)	0:22.49 (0:11.02)	0:11.47 (0:11.47)	0:33.37					
Rank	TAB Horse/Jockey	Barrier	Top Speed [km/h]	Fastest Section	Margin					Distance Travelled [m]		
1	2 PRIDE OF THE BIG FISH Ashley Butler	4	67.7 400m	0:10.92 600m	0:58.03 [1] (0:13.63)	0:44.40 [2] (0:11.15)	0:33.25 [2] (0:10.92)	0:22.33 [2] (0:10.97)	0:11.36 [2] (0:11.36)	0:58.03	0:33.25	
2	1 THE KAMIKAZE Micheal McDonald	5	67.2 600m	0:10.88 600m	0:58.14 [2] (0:13.45)	0:44.69 [1] (0:11.21)	0:33.48 [1] (0:10.88)	0:22.60 [1] (0:11.02)	0:11.58 [1] (0:11.58)	0.64L	0:33.48	-1
3	3 MISS COMANECI Adam Sewell	2	68.1 800m	0:10.98 800m	0:58.14 [3] (0:13.81)	0:44.33 [3] (0:10.98)	0:33.35 [3] (0:11.10)	0:22.25 [3] (0:11.05)	0:11.20 [4] (0:11.20)	0.66L	0:33.35	+2
4	5 SPRING'S GIFT Graham Kliese	6	68.5 400m	0:10.82 400m	0:58.22 [4] (0:14.17)	0:44.05 [5] (0:11.04)	0:33.01 [5] (0:10.90)	0:22.11 [4] (0:10.82)	0:11.29 [3] (0:11.29)	1.13L	0:33.01	-1
5	6 LADY DE VEGA Brooke Johnson	1	67.3 400m	0:10.90 400m	0:58.35 [5] (0:13.88)	0:44.47 [4] (0:11.13)	0:33.34 [4] (0:11.17)	0:22.17 [5] (0:10.90)	0:11.27 [5] (0:11.27)	1.87L	0:33.34	-3
6	4 SECRET ENCRYPTION Wanderson D'Avila	3	66.8 600m	0:11.05 800m	0:59.33 [6] (0:14.35)	0:44.98 [6] (0:11.05)	0:33.93 [6] (0:11.06)	0:22.87 [6] (0:11.17)	0:11.70 [6] (0:11.70)	7.68L	0:33.93	+1

[] Ranking at each section and finish
 -:-:-:- No data available at this section
 NA No data available

SCN Saddle cloth number
 DNF Did not finish
 DNT Did not track



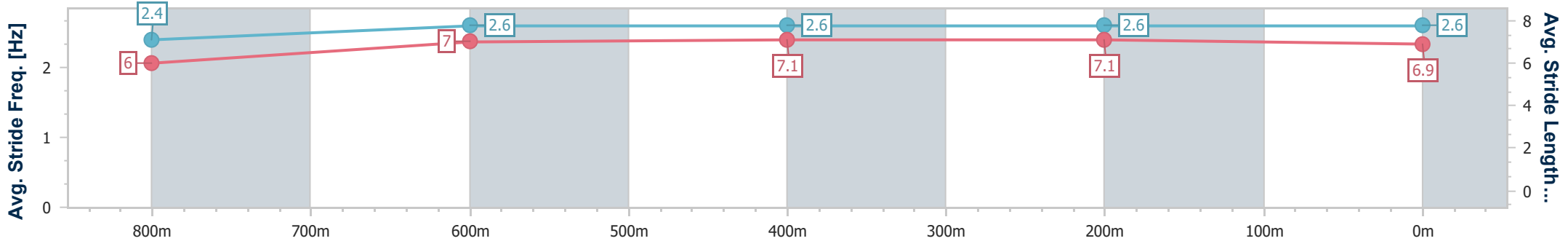
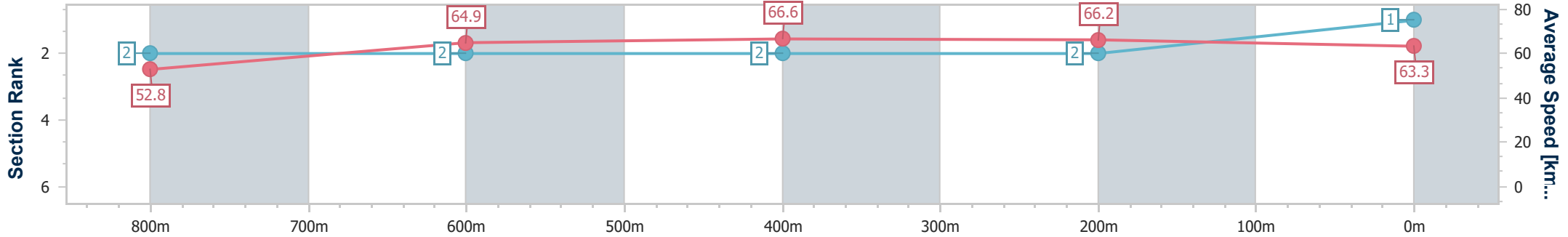
Horse/Jockey Name	Prideofthebigfish
Final Rank	1
Fastest Section Time (Section)	0:10.92 (600m)
Top Speed [km/h] (Section)	67.7 (400m)
Race State	Finished



Townsville QLD Professional
 Race 2: RENEW YOUR 2025 CLUB MEMBERSHIP Maiden Handicap - 1000m
 13 February 2025 - 14:04
 Track Rating: Soft 6, Weather: Fine, Rail Position: +2m 1000m-W/Post; True Remainder



Section	Overall	800m	600m	400m	200m
Section Times	0:58.03 [1] (0:13.63)	0:44.40 [2] (0:11.15)	0:33.25 [2] (0:10.92)	0:22.33 [2] (0:10.97)	0:11.36 [2] (0:11.36)
Average Speed [km/h]	52.8	64.9	66.6	66.2	63.3
Top Speed [km/h]	64.5	66.8	67.4	67.7	67.2
Avg. Dist. to Rail [m]	4.0	1.3	2.1	3.8	3.2
Avg. Stride Freq. [Hz]	2.4	2.6	2.6	2.6	2.6
Avg. Stride Length [m]	6.0	7.0	7.1	7.1	6.9



- [] Ranking at each section and finish
- .-.- No data available at this section
- NA No data available



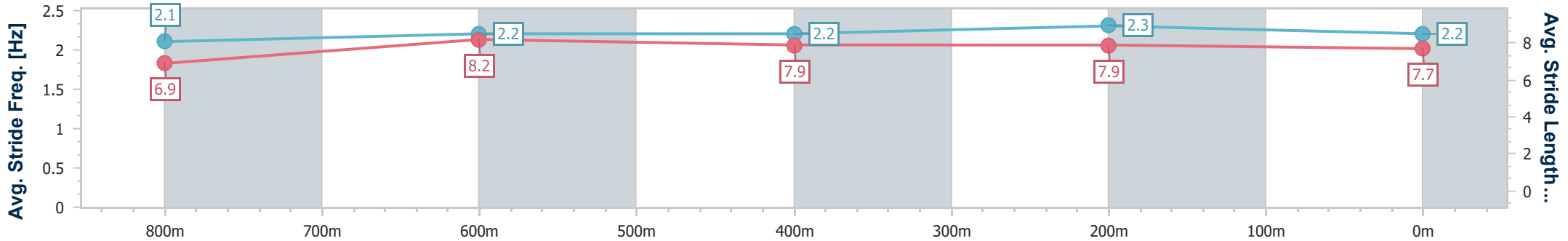
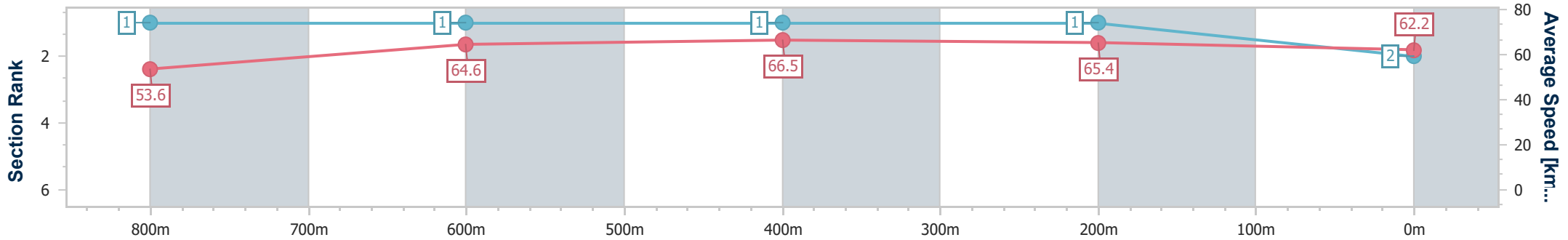
Horse/Jockey Name	The Kamikaze
Final Rank	2
Fastest Section Time (Section)	0:10.88 (600m)
Top Speed [km/h] (Section)	67.2 (600m)
Race State	Finished



Townsville QLD Professional
 Race 2: RENEW YOUR 2025 CLUB MEMBERSHIP Maiden Handicap - 1000m
 13 February 2025 - 14:04
 Track Rating: Soft 6, Weather: Fine, Rail Position: +2m 1000m-W/Post; True Remainder



Section	Overall	800m	600m	400m	200m
Section Times	0:58.14 [2] (0:13.45)	0:44.69 [1] (0:11.21)	0:33.48 [1] (0:10.88)	0:22.60 [1] (0:11.02)	0:11.58 [1] (0:11.58)
Average Speed [km/h]	53.6	64.6	66.5	65.4	62.2
Top Speed [km/h]	66.3	66.4	67.2	66.3	65.4
Avg. Dist. to Rail [m]	6.1	2.2	1.1	1.6	0.9
Avg. Stride Freq. [Hz]	2.1	2.2	2.2	2.3	2.2
Avg. Stride Length [m]	6.9	8.2	7.9	7.9	7.7



- [] Ranking at each section and finish
- .-.- No data available at this section
- NA No data available



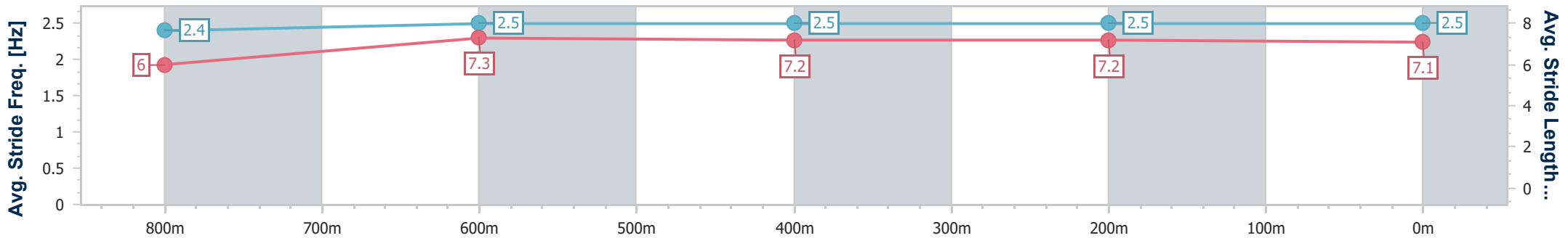
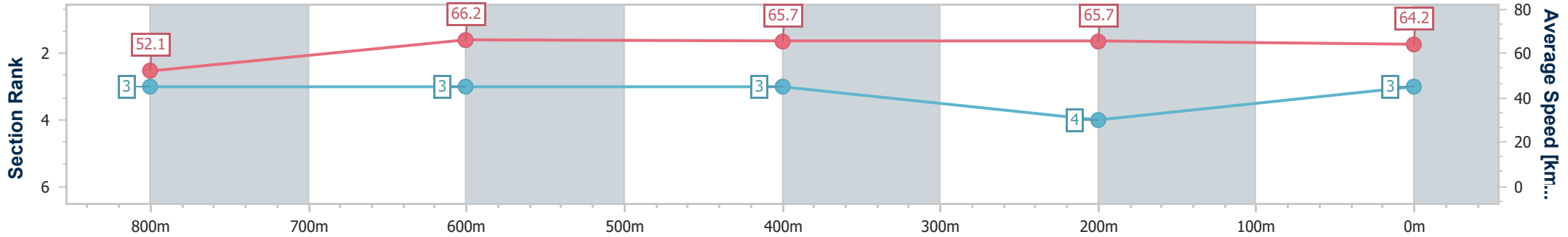
Horse/Jockey Name	Miss Comaneci
Final Rank	3
Fastest Section Time (Section)	0:10.98 (800m)
Top Speed [km/h] (Section)	68.1 (800m)
Race State	Finished



Townsville QLD Professional
 Race 2: RENEW YOUR 2025 CLUB MEMBERSHIP Maiden Handicap - 1000m
 13 February 2025 - 14:04
 Track Rating: Soft 6, Weather: Fine, Rail Position: +2m 1000m-W/Post; True Remainder



Section	Overall	800m	600m	400m	200m
Section Times	0:58.14 [3] (0:13.81)	0:44.33 [3] (0:10.98)	0:33.35 [3] (0:11.10)	0:22.25 [3] (0:11.05)	0:11.20 [4] (0:11.20)
Average Speed [km/h]	52.1	66.2	65.7	65.7	64.2
Top Speed [km/h]	63.9	68.1	67.9	66.6	65.8
Avg. Dist. to Rail [m]	3.0	2.4	2.7	5.0	6.7
Avg. Stride Freq. [Hz]	2.4	2.5	2.5	2.5	2.5
Avg. Stride Length [m]	6.0	7.3	7.2	7.2	7.1



- [] Ranking at each section and finish
- .-.- No data available at this section
- NA No data available



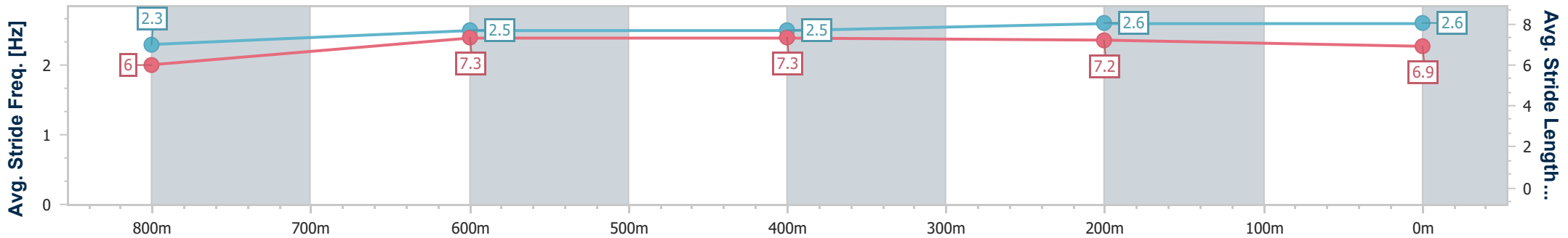
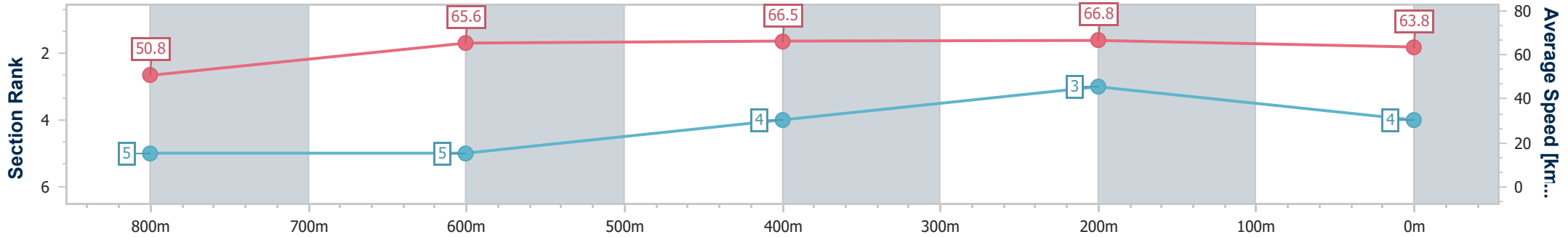
Horse/Jockey Name	Spring's Gift
Final Rank	4
Fastest Section Time (Section)	0:10.82 (400m)
Top Speed [km/h] (Section)	68.5 (400m)
Race State	Finished



Townsville QLD Professional
 Race 2: RENEW YOUR 2025 CLUB MEMBERSHIP Maiden Handicap - 1000m
 13 February 2025 - 14:04
 Track Rating: Soft 6, Weather: Fine, Rail Position: +2m 1000m-W/Post; True Remainder



Section	Overall	800m	600m	400m	200m
Section Times	0:58.22 [4] (0:14.17)	0:44.05 [5] (0:11.04)	0:33.01 [5] (0:10.90)	0:22.11 [4] (0:10.82)	0:11.29 [3] (0:11.29)
Average Speed [km/h]	50.8	65.6	66.5	66.8	63.8
Top Speed [km/h]	63.9	67.2	68.0	68.5	66.5
Avg. Dist. to Rail [m]	6.1	1.8	1.4	3.4	4.4
Avg. Stride Freq. [Hz]	2.3	2.5	2.5	2.6	2.6
Avg. Stride Length [m]	6.0	7.3	7.3	7.2	6.9



- [] Ranking at each section and finish
- .-.- No data available at this section
- NA No data available



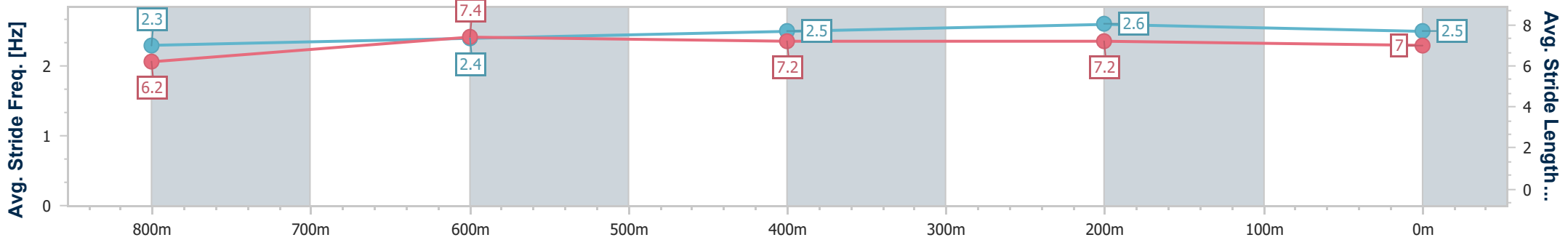
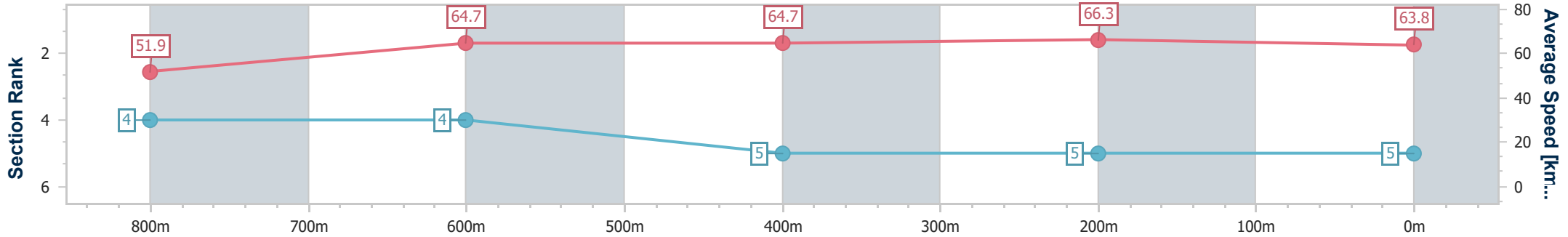
Horse/Jockey Name	Lady De Vega
Final Rank	5
Fastest Section Time (Section)	0:10.90 (400m)
Top Speed [km/h] (Section)	67.3 (400m)
Race State	Finished



Townsville QLD Professional
 Race 2: RENEW YOUR 2025 CLUB MEMBERSHIP Maiden Handicap - 1000m
 13 February 2025 - 14:04
 Track Rating: Soft 6, Weather: Fine, Rail Position: +2m 1000m-W/Post; True Remainder



Section	Overall	800m	600m	400m	200m
Section Times	0:58.35 [5] (0:13.88)	0:44.47 [4] (0:11.13)	0:33.34 [4] (0:11.17)	0:22.17 [5] (0:10.90)	0:11.27 [5] (0:11.27)
Average Speed [km/h]	51.9	64.7	64.7	66.3	63.8
Top Speed [km/h]	63.4	65.8	65.9	67.3	66.9
Avg. Dist. to Rail [m]	1.6	0.6	0.8	1.0	2.0
Avg. Stride Freq. [Hz]	2.3	2.4	2.5	2.6	2.5
Avg. Stride Length [m]	6.2	7.4	7.2	7.2	7.0



- [] Ranking at each section and finish
- .-.- No data available at this section
- NA No data available



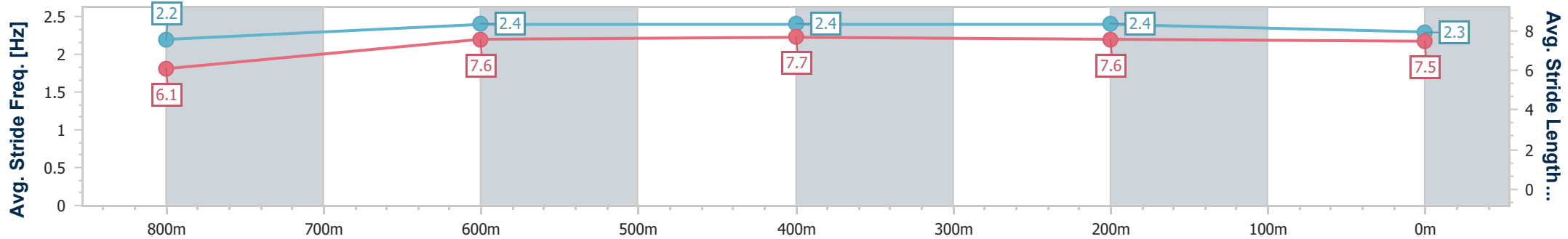
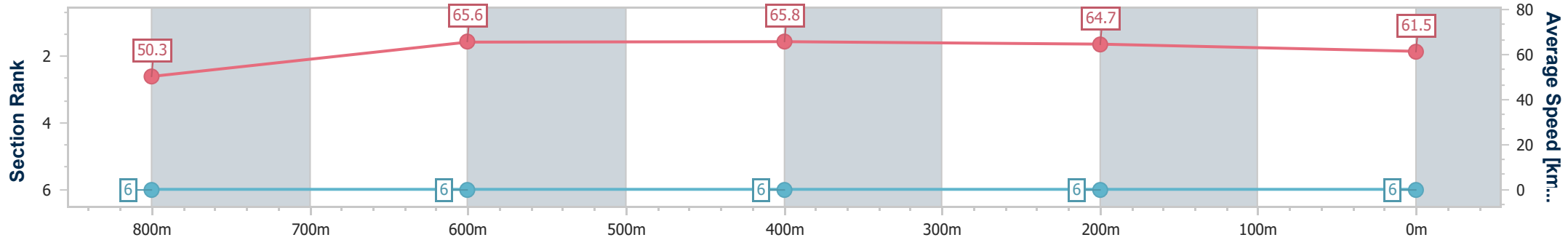
Horse/Jockey Name	Secret Encryption
Final Rank	6
Fastest Section Time (Section)	0:11.05 (800m)
Top Speed [km/h] (Section)	66.8 (600m)
Race State	Finished



Townsville QLD Professional
 Race 2: RENEW YOUR 2025 CLUB MEMBERSHIP Maiden Handicap - 1000m
 13 February 2025 - 14:04
 Track Rating: Soft 6, Weather: Fine, Rail Position: +2m 1000m-W/Post; True Remainder



Section	Overall	800m	600m	400m	200m
Section Times	0:59.33 [6] (0:14.35)	0:44.98 [6] (0:11.05)	0:33.93 [6] (0:11.06)	0:22.87 [6] (0:11.17)	0:11.70 [6] (0:11.70)
Average Speed [km/h]	50.3	65.6	65.8	64.7	61.5
Top Speed [km/h]	63.8	66.7	66.8	66.2	64.3
Avg. Dist. to Rail [m]	4.2	2.2	2.1	2.7	1.8
Avg. Stride Freq. [Hz]	2.2	2.4	2.4	2.4	2.3
Avg. Stride Length [m]	6.1	7.6	7.7	7.6	7.5



- [] Ranking at each section and finish
- .-.- No data available at this section
- NA No data available



Townsville QLD Professional

Race 3: MAGIC MILLIONS QTIS Three-Year-Old Maiden Plate - 1000m

13 February 2025 - 14:42



Track Rating: Soft 5, Weather: Fine, Rail Position: +2m 1000m-W/Post; True Remainder

Section		Overall	800m	600m	400m	200m	Last 600m					
Field Times		0:57.45 (0:13.19)	0:44.26 (0:10.69)	0:33.57 (0:10.96)	0:22.61 (0:11.05)	0:11.56 (0:11.56)	0:33.57					
Rank	TAB Horse/Jockey	Barrier	Top Speed [km/h]	Fastest Section		Margin	Margin	Distance Travelled [m]				
1	2 MYTHBUSTA Ashley Butler	4	69.9 800m	0:10.68 800m	0:57.45 [1] (0:13.31)	0:44.14 [2] (0:10.68)	0:33.46 [2] (0:10.85)	0:22.61 [2] (0:11.05)	0:11.56 [1] (0:11.56)	0:57.45	0:33.46	
2	5 LOOMING LEGEND Brooke Johnson	2	69.0 800m	0:10.72 800m	0:57.99 [2] (0:13.47)	0:44.52 [4] (0:10.72)	0:33.80 [3] (0:10.87)	0:22.93 [3] (0:11.09)	0:11.84 [2] (0:11.84)	3.17L	0:33.80	-2
3	3 CLOUD EIGHT Wanderson D'Avila	5	Data was not able to be tracked for this horse		-:--:-	-:--:-	-:--:-	-:--:-	-:--:-	4.65L	-:--:-	-----
4	7 SNEAKY TAY Nathan Thomas	3	69.2 Overall	0:10.69 800m	0:58.45 [4] (0:13.19)	0:45.26 [1] (0:10.69)	0:34.57 [1] (0:10.96)	0:23.61 [1] (0:11.44)	0:12.17 [3] (0:12.17)	5.88L	0:34.57	-3
5	4 FRUITCUP Justin Stanley	1	69.8 800m	0:10.85 800m	0:58.97 [5] (0:13.47)	0:45.50 [3] (0:10.85)	0:34.65 [4] (0:11.04)	0:23.61 [5] (0:11.35)	0:12.26 [5] (0:12.26)	8.93L	0:34.65	-4

Scratched: Mr Grumbler (#1), Miss Comaneci (#6)

[] Ranking at each section and finish
 -:--:- No data available at this section
 NA No data available

SCN Saddle cloth number
 DNF Did not finish
 DNT Did not track



Horse/Jockey Name	Mythbusta
Final Rank	1
Fastest Section Time (Section)	0:10.68 (800m)
Top Speed [km/h] (Section)	69.9 (800m)
Race State	Finished

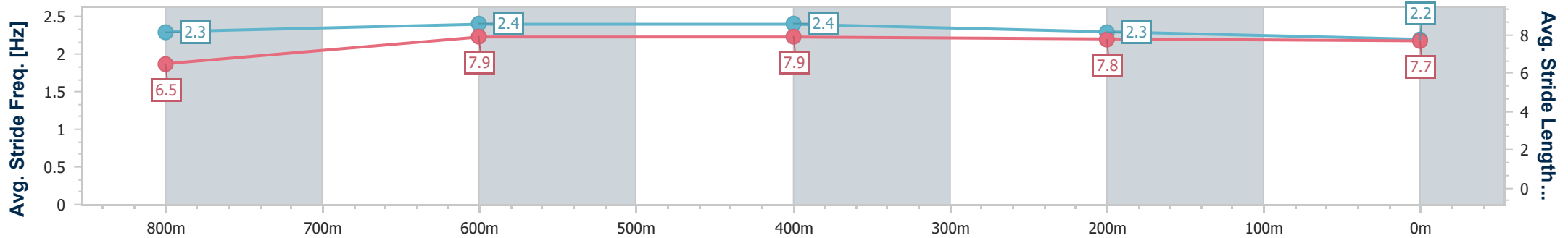
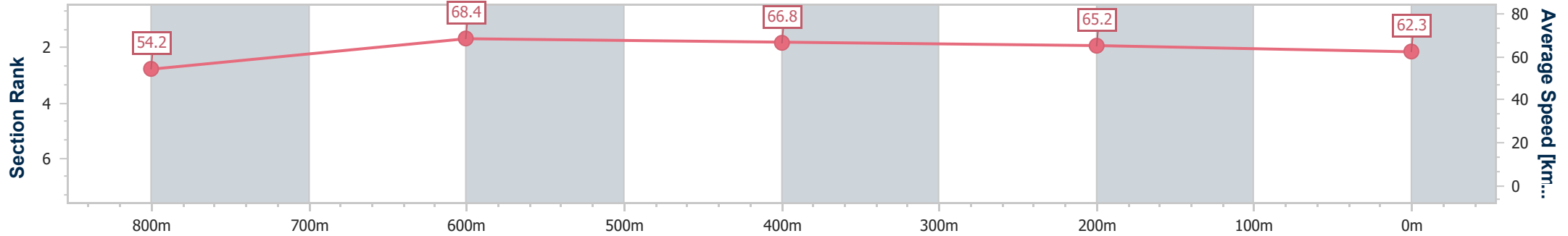


Townsville QLD Professional
Race 3: MAGIC MILLIONS QTIS Three-Year-Old Maiden Plate - 1000m



13 February 2025 - 14:42
Track Rating: Soft 5, Weather: Fine, Rail Position: +2m 1000m-W/Post; True Remainder

Section	Overall	800m	600m	400m	200m
Section Times	0:57.45 [1] (0:13.31)	0:44.14 [2] (0:10.68)	0:33.46 [2] (0:10.85)	0:22.61 [2] (0:11.05)	0:11.56 [1] (0:11.56)
Average Speed [km/h]	54.2	68.4	66.8	65.2	62.3
Top Speed [km/h]	69.9	69.9	67.7	66.4	64.4
Avg. Dist. to Rail [m]	5.5	4.4	1.3	0.4	0.7
Avg. Stride Freq. [Hz]	2.3	2.4	2.4	2.3	2.2
Avg. Stride Length [m]	6.5	7.9	7.9	7.8	7.7



- [] Ranking at each section and finish
- .-.- No data available at this section
- NA No data available



Horse/Jockey Name	Looming Legend
Final Rank	2
Fastest Section Time (Section)	0:10.72 (800m)
Top Speed [km/h] (Section)	69.0 (800m)
Race State	Finished

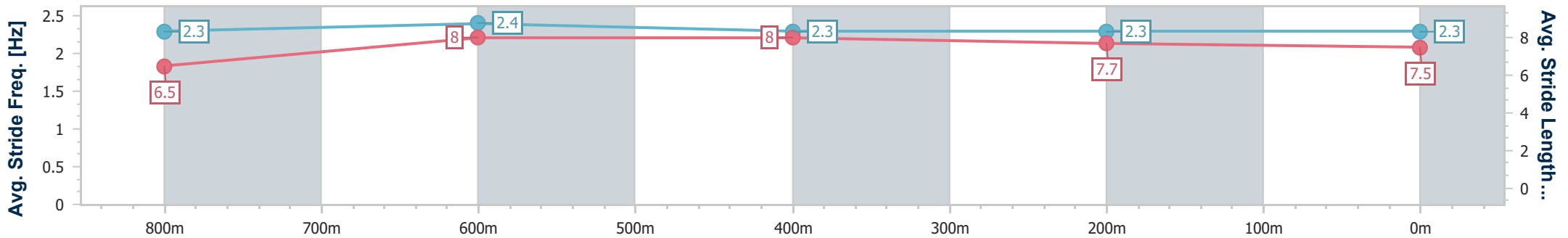
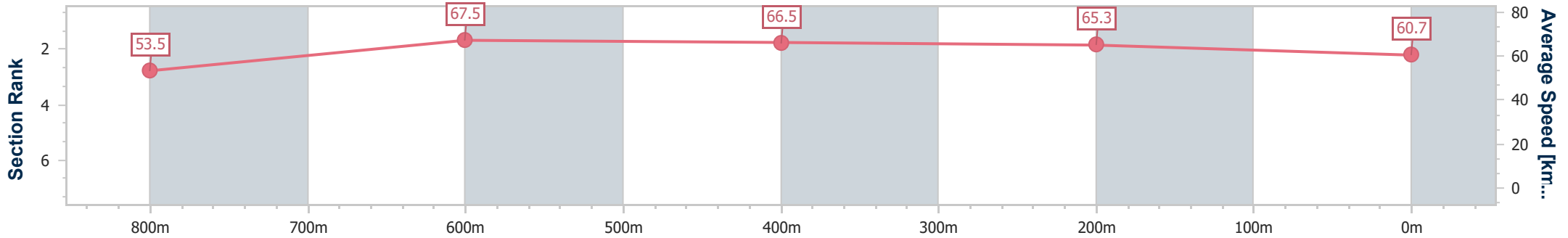


Townsville QLD Professional
Race 3: MAGIC MILLIONS QTIS Three-Year-Old Maiden Plate - 1000m



13 February 2025 - 14:42
Track Rating: Soft 5, Weather: Fine, Rail Position: +2m 1000m-W/Post; True Remainder

Section	Overall	800m	600m	400m	200m
Section Times	0:57.99 [2] (0:13.47)	0:44.52 [4] (0:10.72)	0:33.80 [3] (0:10.87)	0:22.93 [3] (0:11.09)	0:11.84 [2] (0:11.84)
Average Speed [km/h]	53.5	67.5	66.5	65.3	60.7
Top Speed [km/h]	68.8	69.0	67.9	66.5	64.2
Avg. Dist. to Rail [m]	3.5	1.4	1.2	2.1	2.1
Avg. Stride Freq. [Hz]	2.3	2.4	2.3	2.3	2.3
Avg. Stride Length [m]	6.5	8.0	8.0	7.7	7.5



- [] Ranking at each section and finish
- .-.- No data available at this section
- NA No data available



Horse/Jockey Name	Sneaky Tay
Final Rank	4
Fastest Section Time (Section)	0:10.69 (800m)
Top Speed [km/h] (Section)	69.2 (Overall)
Race State	Finished



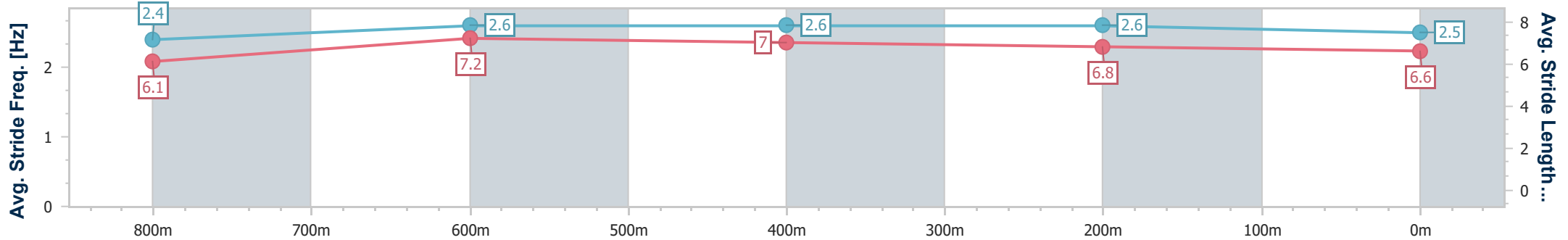
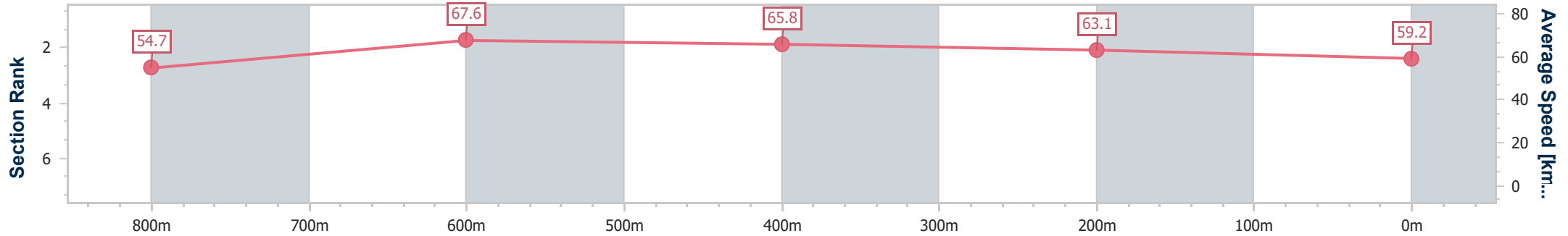
Townsville QLD Professional
Race 3: MAGIC MILLIONS QTIS Three-Year-Old Maiden Plate - 1000m



13 February 2025 - 14:42

Track Rating: Soft 5, Weather: Fine, Rail Position: +2m 1000m-W/Post; True Remainder

Section	Overall	800m	600m	400m	200m
Section Times	0:58.45 [4] (0:13.19)	0:45.26 [1] (0:10.69)	0:34.57 [1] (0:10.96)	0:23.61 [1] (0:11.44)	0:12.17 [3] (0:12.17)
Average Speed [km/h]	54.7	67.6	65.8	63.1	59.2
Top Speed [km/h]	69.2	68.5	67.9	64.3	63.2
Avg. Dist. to Rail [m]	4.3	1.2	0.4	1.1	1.1
Avg. Stride Freq. [Hz]	2.4	2.6	2.6	2.6	2.5
Avg. Stride Length [m]	6.1	7.2	7.0	6.8	6.6



- [] Ranking at each section and finish
- .-.- No data available at this section
- NA No data available



Horse/Jockey Name	Fruitcup
Final Rank	5
Fastest Section Time (Section)	0:10.85 (800m)
Top Speed [km/h] (Section)	69.8 (800m)
Race State	Finished

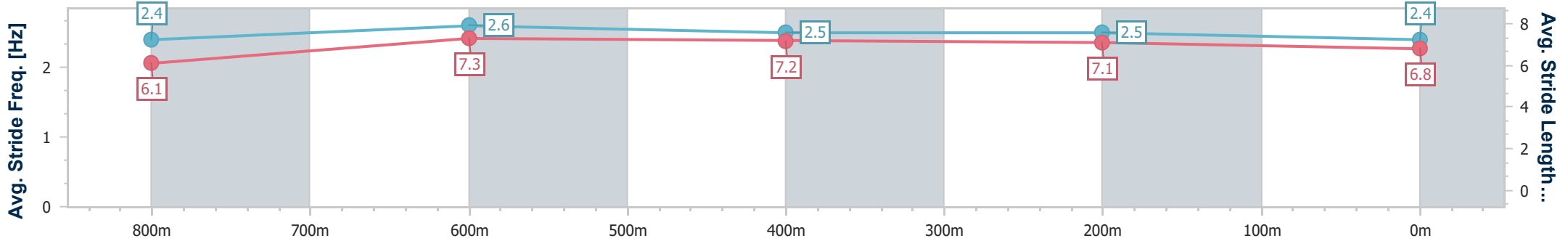
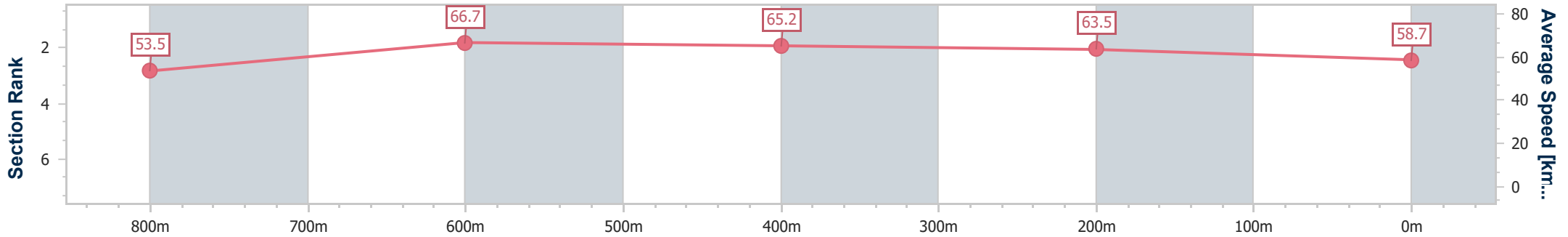


Townsville QLD Professional
Race 3: MAGIC MILLIONS QTIS Three-Year-Old Maiden Plate - 1000m



13 February 2025 - 14:42
Track Rating: Soft 5, Weather: Fine, Rail Position: +2m 1000m-W/Post; True Remainder

Section	Overall	800m	600m	400m	200m
Section Times	0:58.97 [5] (0:13.47)	0:45.50 [3] (0:10.85)	0:34.65 [4] (0:11.04)	0:23.61 [5] (0:11.35)	0:12.26 [5] (0:12.26)
Average Speed [km/h]	53.5	66.7	65.2	63.5	58.7
Top Speed [km/h]	68.5	69.8	68.8	64.3	61.8
Avg. Dist. to Rail [m]	1.8	1.2	0.2	1.2	1.8
Avg. Stride Freq. [Hz]	2.4	2.6	2.5	2.5	2.4
Avg. Stride Length [m]	6.1	7.3	7.2	7.1	6.8



- [] Ranking at each section and finish
- .-.- No data available at this section
- NA No data available



Horse/Jockey Name	Cloud Eight
Final Rank	3
Fastest Section Time (Section)	-:--:--
Top Speed [km/h] (Section)	--.-
Race State	DidNotTrack



Townsville QLD Professional
Race 3: MAGIC MILLIONS QTIS Three-Year-Old Maiden Plate - 1000m

13 February 2025 - 14:42

Track Rating: Soft 5, Weather: Fine, Rail Position: +2m 1000m-W/Post; True Remainder



Section	Overall	800m	600m	400m	200m								
Section Times	-:--:--	-:--:--	-:--:--	-:--:--	-:--:--								
Average Speed [km/h]	--.-	--.-	--.-	--.-	--.-								
Top Speed [km/h]	--.-	--.-	--.-	--.-	--.-								
Avg. Dist. to Rail [m]	--	--	--	--	--								
Avg. Stride Freq. [Hz]	--.-	--.-	--.-	--.-	--.-								
Avg. Stride Length [m]	--.-	--.-	--.-	--.-	--.-								

- [] Ranking at each section and finish
- :--:-- No data available at this section
- NA No data available



Townsville QLD Professional
Race 4: THANK YOU EMERGENCY SERVICES WORKERS QTIS Three-
Years-Old Handicap - 1000m
13 February 2025 - 15:17



Track Rating: Soft 5, Weather: Fine, Rail Position: +2m 1000m-W/Post; True Remainder

Section		Overall	800m	600m	400m	200m	Last 600m					
Field Times		0:56.55 (0:12.87)	0:43.68 (0:10.33)	0:33.35 (0:10.85)	0:22.50 (0:10.98)	0:11.52 (0:11.52)	0:33.35					
Rank	TAB Horse/Jockey	Barrier	Top Speed [km/h]	Fastest Section	Margin					Distance Travelled [m]		
1	4 MIMMY'S SECRET Adam Sewell	3	70.8 800m	0:10.33 800m	0:56.55 [1] (0:12.87)	0:43.68 [1] (0:10.33)	0:33.35 [1] (0:10.85)	0:22.50 [1] (0:10.98)	0:11.52 [1] (0:11.52)	0:56.55	0:33.35	
2	5 MARGOT BARBIE Justin Stanley	4	70.1 800m	0:10.46 800m	0:56.73 [2] (0:12.89)	0:43.84 [2] (0:10.46)	0:33.38 [2] (0:10.78)	0:22.60 [2] (0:11.02)	0:11.58 [2] (0:11.58)	1.06L	0:33.38	+2
3	7 POLITICAL POWER Wanderson D'Avila	1	70.4 800m	0:10.47 800m	0:58.74 [3] (0:13.28)	0:45.46 [4] (0:10.47)	0:34.99 [4] (0:11.02)	0:23.97 [3] (0:11.64)	0:12.33 [3] (0:12.33)	12.89L	0:34.99	+0
4	6 ROCKET POWER Brooke Johnson	2	70.8 Overall	0:10.49 800m	0:58.98 [4] (0:13.26)	0:45.72 [3] (0:10.49)	0:35.23 [3] (0:11.06)	0:24.17 [4] (0:11.74)	0:12.43 [4] (0:12.43)	14.3L	0:35.23	+2

Scratched: Time To Prophet (#1), Our Impact (#3), Corbusier (#2)

[] Ranking at each section and finish
 -:-:- No data available at this section
 NA No data available

SCN Saddle cloth number
 DNF Did not finish
 DNT Did not track



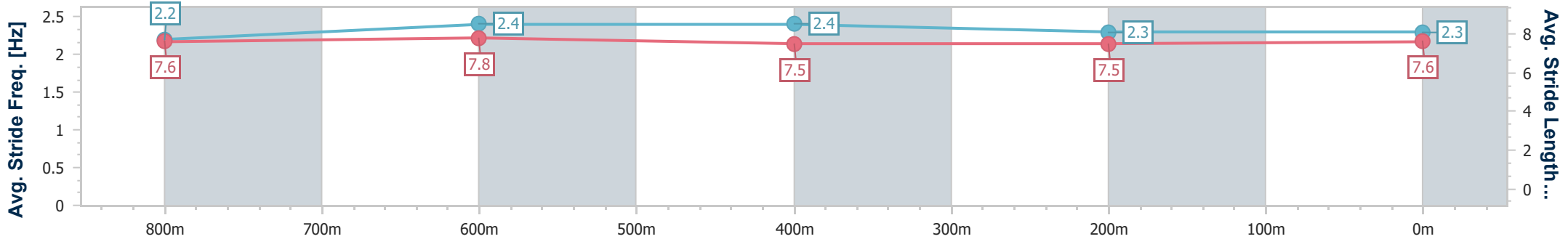
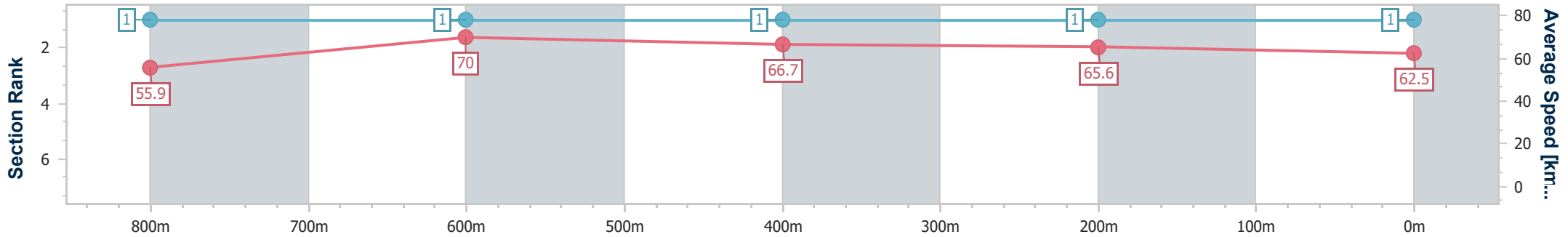
Horse/Jockey Name	Mimmy's Secret
Final Rank	1
Fastest Section Time (Section)	0:10.33 (800m)
Top Speed [km/h] (Section)	70.8 (800m)
Race State	Finished



Townsville QLD Professional
 Race 4: THANK YOU EMERGENCY SERVICES WORKERS QTIS
 Three-Years-Old Handicap - 1000m
 13 February 2025 - 15:17
 Track Rating: Soft 5, Weather: Fine, Rail Position: +2m 1000m-
 W/Post; True Remainder



Section	Overall	800m	600m	400m	200m
Section Times	0:56.55 [1] (0:12.87)	0:43.68 [1] (0:10.33)	0:33.35 [1] (0:10.85)	0:22.50 [1] (0:10.98)	0:11.52 [1] (0:11.52)
Average Speed [km/h]	55.9	70.0	66.7	65.6	62.5
Top Speed [km/h]	70.1	70.8	68.6	66.6	65.2
Avg. Dist. to Rail [m]	3.3	1.3	1.2	0.2	0.2
Avg. Stride Freq. [Hz]	2.2	2.4	2.4	2.3	2.3
Avg. Stride Length [m]	7.6	7.8	7.5	7.5	7.6



- [] Ranking at each section and finish
- .-.- No data available at this section
- NA No data available



Horse/Jockey Name	Margot Barbie
Final Rank	2
Fastest Section Time (Section)	0:10.46 (800m)
Top Speed [km/h] (Section)	70.1 (800m)
Race State	Finished

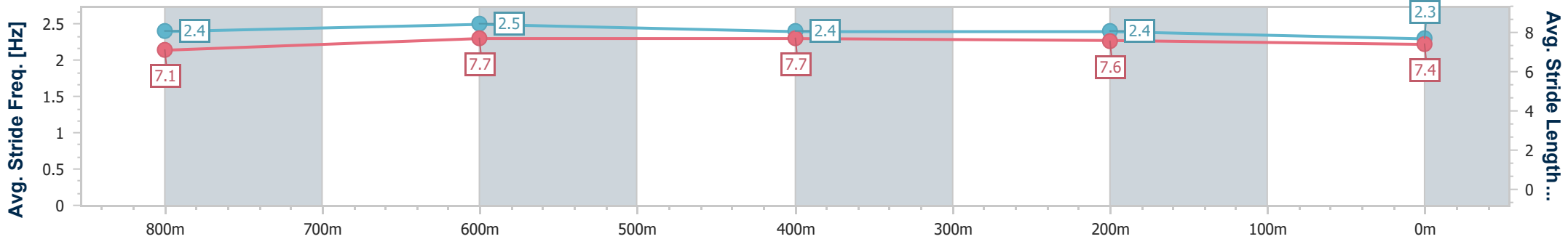
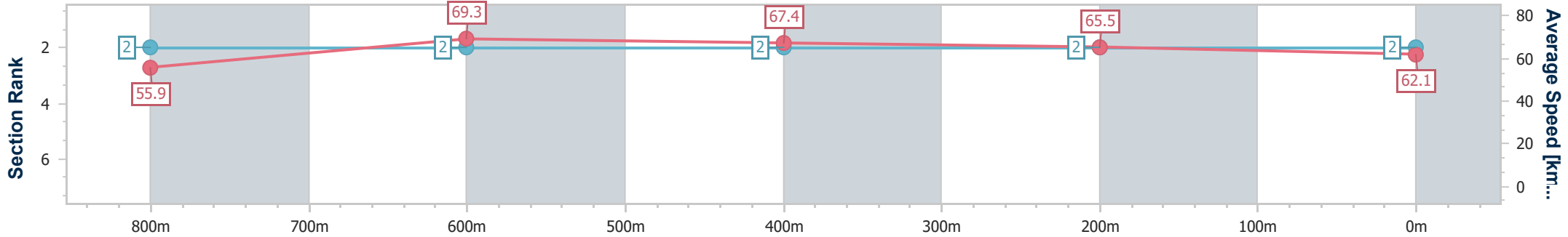


Townsville QLD Professional
 Race 4: THANK YOU EMERGENCY SERVICES WORKERS QTIS
 Three-Years-Old Handicap - 1000m



13 February 2025 - 15:17
 Track Rating: Soft 5, Weather: Fine, Rail Position: +2m 1000m-
 W/Post; True Remainder

Section	Overall	800m	600m	400m	200m
Section Times	0:56.73 [2] (0:12.89)	0:43.84 [2] (0:10.46)	0:33.38 [2] (0:10.78)	0:22.60 [2] (0:11.02)	0:11.58 [2] (0:11.58)
Average Speed [km/h]	55.9	69.3	67.4	65.5	62.1
Top Speed [km/h]	70.1	70.1	69.0	68.1	64.8
Avg. Dist. to Rail [m]	5.2	2.4	1.4	1.8	2.5
Avg. Stride Freq. [Hz]	2.4	2.5	2.4	2.4	2.3
Avg. Stride Length [m]	7.1	7.7	7.7	7.6	7.4



- [] Ranking at each section and finish
- .-.- No data available at this section
- NA No data available



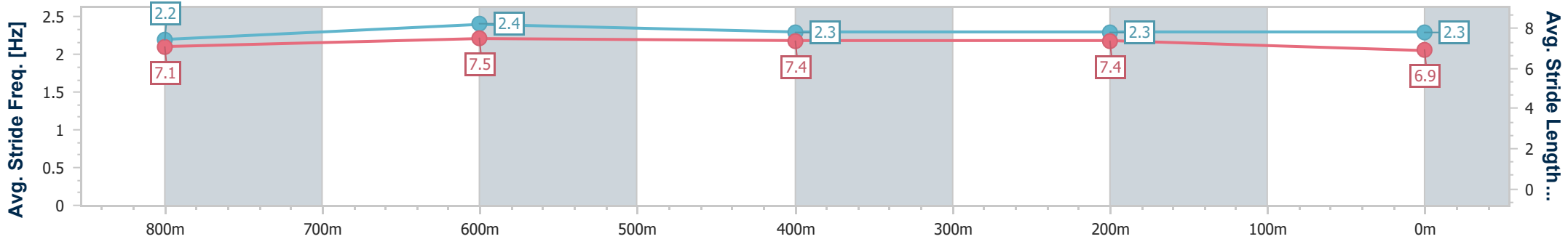
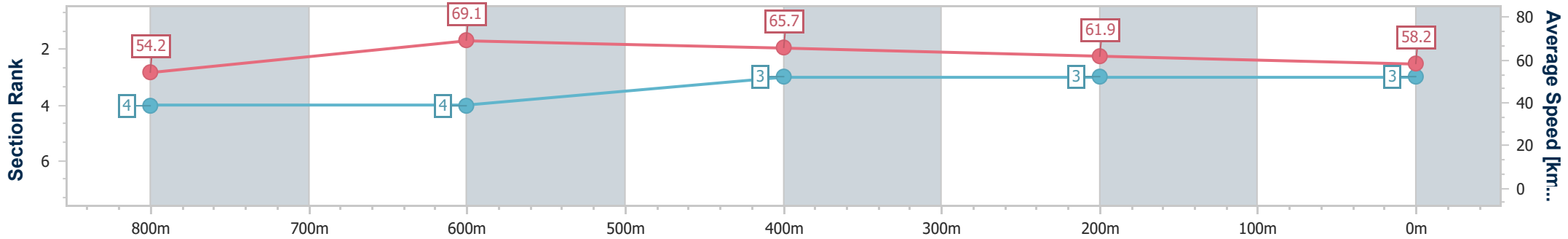
Horse/Jockey Name	Political Power
Final Rank	3
Fastest Section Time (Section)	0:10.47 (800m)
Top Speed [km/h] (Section)	70.4 (800m)
Race State	Finished



Townsville QLD Professional
Race 4: THANK YOU EMERGENCY SERVICES WORKERS QTIS
Three-Years-Old Handicap - 1000m
 13 February 2025 - 15:17
 Track Rating: Soft 5, Weather: Fine, Rail Position: +2m 1000m-
 W/Post; True Remainder



Section	Overall	800m	600m	400m	200m
Section Times	0:58.74 [3] (0:13.28)	0:45.46 [4] (0:10.47)	0:34.99 [4] (0:11.02)	0:23.97 [3] (0:11.64)	0:12.33 [3] (0:12.33)
Average Speed [km/h]	54.2	69.1	65.7	61.9	58.2
Top Speed [km/h]	69.8	70.4	68.9	63.7	61.5
Avg. Dist. to Rail [m]	1.9	1.1	0.8	1.5	1.1
Avg. Stride Freq. [Hz]	2.2	2.4	2.3	2.3	2.3
Avg. Stride Length [m]	7.1	7.5	7.4	7.4	6.9



- [] Ranking at each section and finish
- .-.- No data available at this section
- NA No data available



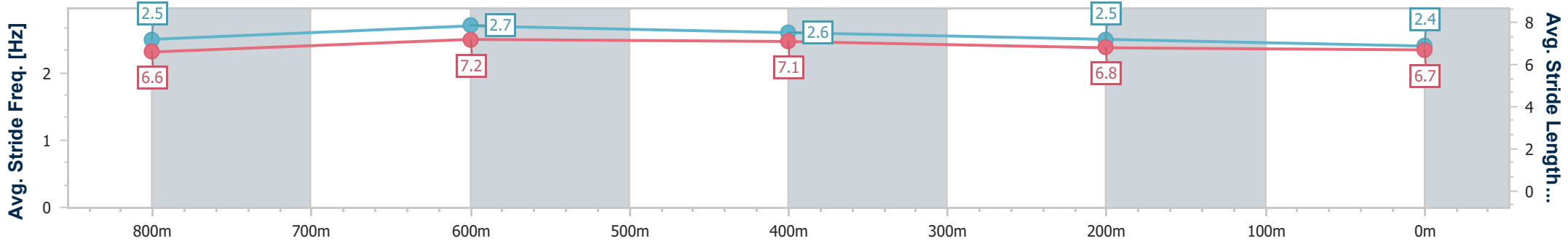
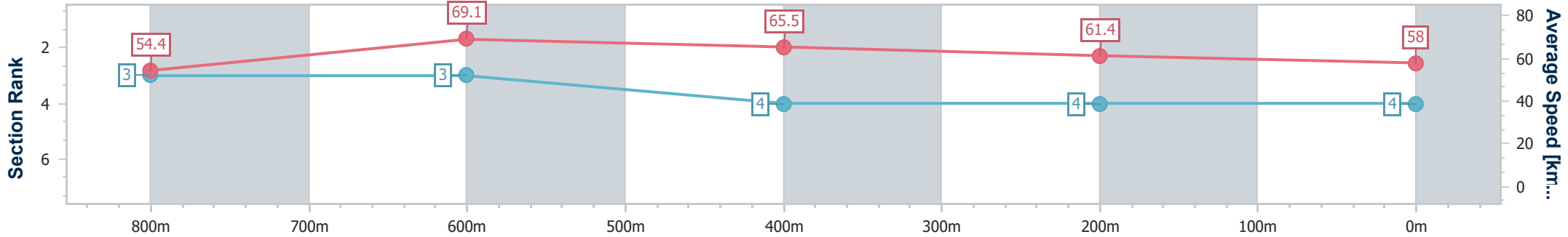
Horse/Jockey Name	Rocket Power
Final Rank	4
Fastest Section Time (Section)	0:10.49 (800m)
Top Speed [km/h] (Section)	70.8 (Overall)
Race State	Finished



Townsville QLD Professional
Race 4: THANK YOU EMERGENCY SERVICES WORKERS QTIS
Three-Years-Old Handicap - 1000m
13 February 2025 - 15:17
**Track Rating: Soft 5, Weather: Fine, Rail Position: +2m 1000m-
W/Post; True Remainder**



Section	Overall	800m	600m	400m	200m
Section Times	0:58.98 [4] (0:13.26)	0:45.72 [3] (0:10.49)	0:35.23 [3] (0:11.06)	0:24.17 [4] (0:11.74)	0:12.43 [4] (0:12.43)
Average Speed [km/h]	54.4	69.1	65.5	61.4	58.0
Top Speed [km/h]	70.8	70.2	67.9	63.4	60.7
Avg. Dist. to Rail [m]	3.1	2.2	1.4	1.5	1.7
Avg. Stride Freq. [Hz]	2.5	2.7	2.6	2.5	2.4
Avg. Stride Length [m]	6.6	7.2	7.1	6.8	6.7



- [] Ranking at each section and finish
- .-.- No data available at this section
- NA No data available



Townsville QLD Professional

Race 5: TOWNSVILLE CUP 9 AUGUST BENCHMARK 72 Handicap - 1400m

13 February 2025 - 15:57



Track Rating: Soft 5, Weather: Fine, Rail Position: +2m 1000m-W/Post; True Remainder

Section	Field Times	Overall	1200m	1000m	800m	600m	400m	Last 600m				
		1:22.07 (0:14.03)	1:08.04 (0:10.75)	0:57.29 (0:10.99)	0:46.30 (0:11.13)	0:35.17 (0:11.26)	0:23.91 (0:11.80)	0:35.17				
Rank	TAB Horse/Jockey	Barrier	Top Speed [km/h]	Fastest Section					Distance Travelled [m]			
1	9 SWEET KISSES Ashley Butler	7	67.1 1000m	0:10.93 1200m	1:22.07 [1] (0:14.04)	1:08.03 [2] (0:10.93)	0:57.10 [3] (0:11.10)	0:46.00 [4] (0:10.96)	0:35.04 [3] (0:11.32)	0:23.72 [4] (0:11.61)	0:35.04	
2	11 FINSCEAL Tahlia Fenlon	5	67.3 800m	0:10.77 800m	1:22.10 [2] (0:14.71)	1:07.39 [7] (0:10.94)	0:56.45 [7] (0:10.92)	0:45.53 [7] (0:10.77)	0:34.76 [5] (0:11.11)	0:23.65 [5] (0:11.54)	0:34.76	-7
3	6 BRASCO Adam Sewell	2	67.1 1000m	0:10.84 1000m	1:22.56 [3] (0:14.67)	1:07.89 [6] (0:10.97)	0:56.92 [6] (0:10.84)	0:46.08 [6] (0:11.04)	0:35.04 [7] (0:11.19)	0:23.85 [6] (0:11.50)	0:35.04	-6
4	4 EARLY THOUGHTS Nathan Thomas	6	67.9 1000m	0:10.78 1000m	1:22.58 [4] (0:14.29)	1:08.29 [4] (0:11.00)	0:57.29 [4] (0:10.78)	0:46.51 [3] (0:10.97)	0:35.54 [4] (0:11.26)	0:24.28 [3] (0:11.67)	0:35.54	-3
5	8 MR METRICS Brooke Johnson	4	68.7 1200m	0:10.75 1200m	1:22.76 [5] (0:14.03)	1:08.73 [1] (0:10.75)	0:57.98 [2] (0:10.99)	0:46.99 [2] (0:11.13)	0:35.86 [2] (0:11.26)	0:24.60 [2] (0:11.83)	0:35.86	-3
6	3 MOOLOOLABA Aidan Holt	3	67.0 1200m	0:10.96 1200m	1:23.77 [6] (0:14.42)	1:09.35 [5] (0:10.96)	0:58.39 [5] (0:11.06)	0:47.33 [5] (0:11.05)	0:36.28 [6] (0:11.40)	0:24.88 [7] (0:11.93)	0:36.28	-9

Did Not Finish: Strathcona (#5)

Scratched: Mystery 'N' Magic (#1), Under The Limit (#7), Stick To Your Guns (#2), Hyde Park (#10)



Townsville QLD Professional

Race 5: TOWNSVILLE CUP 9 AUGUST BENCHMARK 72 Handicap - 1400m

13 February 2025 - 15:57



Track Rating: Soft 5, Weather: Fine, Rail Position: +2m 1000m-W/Post; True Remainder

Section							200m			Last 600m
Field Times							0:12.11			0:35.17
							(0:12.11)			
Rank	TAB	Horse/Jockey	Barrier	Top Speed [km/h]	Fastest Section	Margin				Distance Travelled [m]
1	9	SWEET KISSES	7	67.1	0:10.93	0:12.11 [2]	1:22.07			0:35.04
		Ashley Butler		1000m	1200m	(0:12.11)				
2	11	FINSCEAL	5	67.3	0:10.77	0:12.11 [4]	0.17L			0:34.76 -7
		Tahlia Fenlon		800m	800m	(0:12.11)				
3	6	BRASCO	2	67.1	0:10.84	0:12.35 [6]	2.9L			0:35.04 -6
		Adam Sewell		1000m	1000m	(0:12.35)				
4	4	EARLY THOUGHTS	6	67.9	0:10.78	0:12.61 [3]	2.98L			0:35.54 -3
		Nathan Thomas		1000m	1000m	(0:12.61)				
5	8	MR METRICS	4	68.7	0:10.75	0:12.77 [4]	4.06L			0:35.86 -3
		Brooke Johnson		1200m	1200m	(0:12.77)				
6	3	MOOLOOLABA	3	67.0	0:10.96	0:12.95 [7]	10L			0:36.28 -9
		Aidan Holt		1200m	1200m	(0:12.95)				

Did Not Finish: Strathcona (#5)

Scratched: Mystery 'N' Magic (#1), Under The Limit (#7), Stick To Your Guns (#2), Hyde Park (#10)

[] Ranking at each section and finish
 -:-:- No data available at this section
 NA No data available

SCN Saddle cloth number
 DNF Did not finish
 DNT Did not track



Horse/Jockey Name	Sweet Kisses
Final Rank	1
Fastest Section Time (Section)	0:10.93 (1200m)
Top Speed [km/h] (Section)	67.1 (1000m)
Race State	Finished

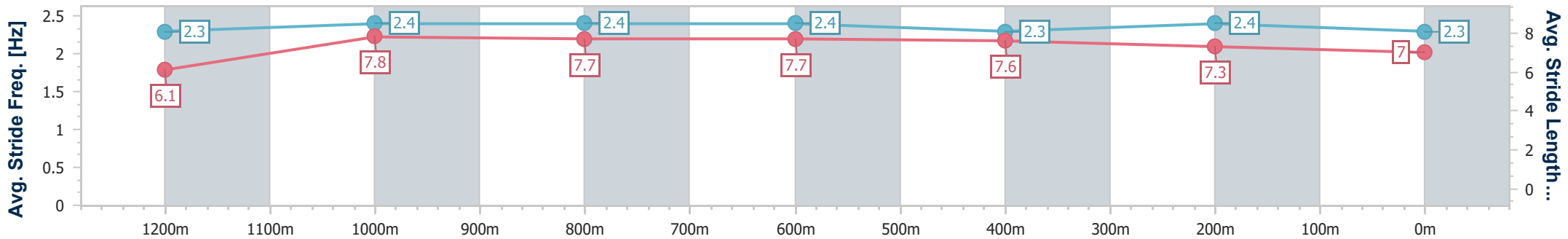
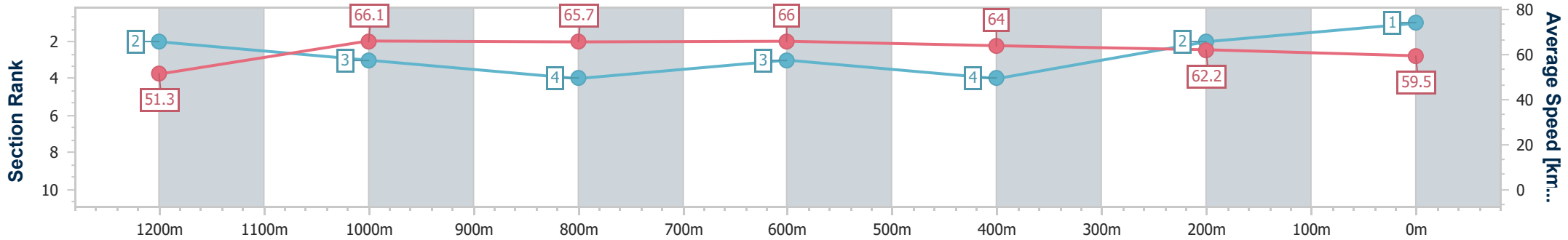


Townsville QLD Professional
Race 5: TOWNSVILLE CUP 9 AUGUST BENCHMARK 72
Handicap - 1400m



13 February 2025 - 15:57
Track Rating: Soft 5, Weather: Fine, Rail Position: +2m 1000m-
W/Post; True Remainder

Section	Overall	1200m	1000m	800m	600m	400m	200m
Section Times	1:22.07 [1] (0:14.04)	1:08.03 [2] (0:10.93)	0:57.10 [3] (0:11.10)	0:46.00 [4] (0:10.96)	0:35.04 [3] (0:11.32)	0:23.72 [4] (0:11.61)	0:12.11 [2] (0:12.11)
Average Speed [km/h]	51.3	66.1	65.7	66.0	64.0	62.2	59.5
Top Speed [km/h]	66.3	66.9	67.1	66.7	65.4	63.3	61.7
Avg. Dist. to Rail [m]	11.3	7.4	2.5	0.9	1.3	2.6	4.6
Avg. Stride Freq. [Hz]	2.3	2.4	2.4	2.4	2.3	2.4	2.3
Avg. Stride Length [m]	6.1	7.8	7.7	7.7	7.6	7.3	7.0



- [] Ranking at each section and finish
- .-.- No data available at this section
- NA No data available



Horse/Jockey Name	Finsceal
Final Rank	2
Fastest Section Time (Section)	0:10.77 (800m)
Top Speed [km/h] (Section)	67.3 (800m)
Race State	Finished

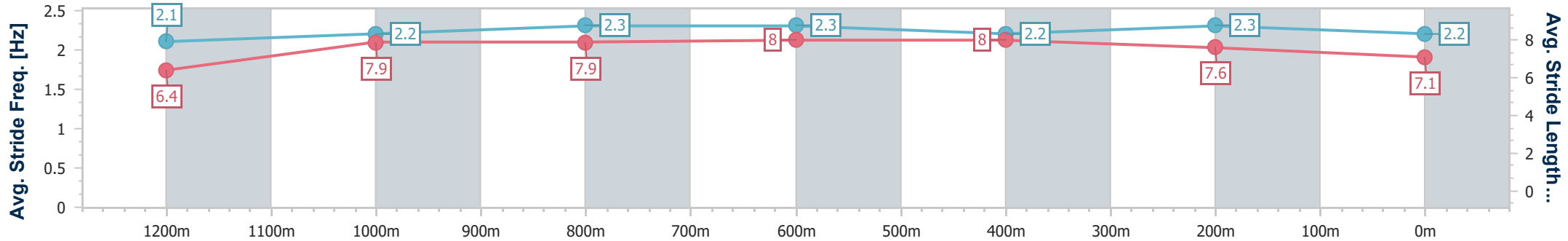
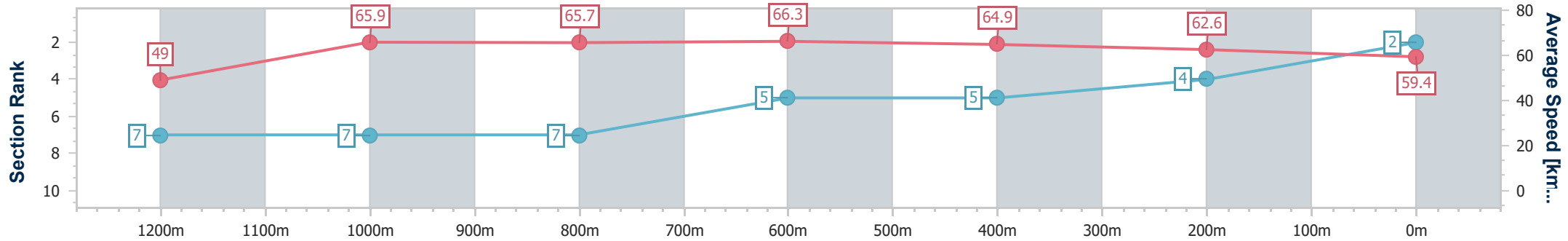


Townsville QLD Professional
Race 5: TOWNSVILLE CUP 9 AUGUST BENCHMARK 72
Handicap - 1400m



13 February 2025 - 15:57
Track Rating: Soft 5, Weather: Fine, Rail Position: +2m 1000m-
W/Post; True Remainder

Section	Overall	1200m	1000m	800m	600m	400m	200m						
Section Times	1:22.10 [2] (0:14.71)	1:07.39 [7] (0:10.94)	0:56.45 [7] (0:10.92)	0:45.53 [7] (0:10.77)	0:34.76 [5] (0:11.11)	0:23.65 [5] (0:11.54)	0:12.11 [4]						
Average Speed [km/h]	49.0	65.9	65.7	66.3	64.9	62.6	59.4						
Top Speed [km/h]	64.8	66.6	66.8	67.3	66.3	64.2	61.8						
Avg. Dist. to Rail [m]	6.1	1.3	0.8	1.2	0.6	3.0	4.1						
Avg. Stride Freq. [Hz]	2.1	2.2	2.3	2.3	2.2	2.3	2.2						
Avg. Stride Length [m]	6.4	7.9	7.9	8.0	8.0	7.6	7.1						



- [] Ranking at each section and finish
- .-.- No data available at this section
- NA No data available



Horse/Jockey Name	Brasco
Final Rank	3
Fastest Section Time (Section)	0:10.84 (1000m)
Top Speed [km/h] (Section)	67.1 (1000m)
Race State	Finished

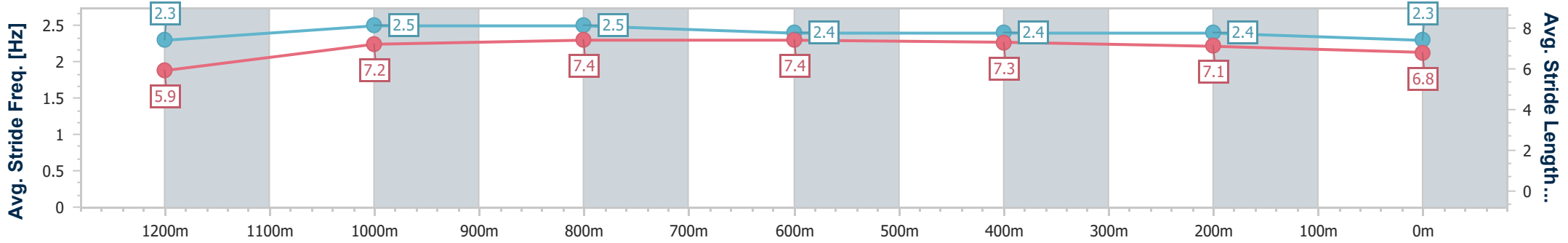
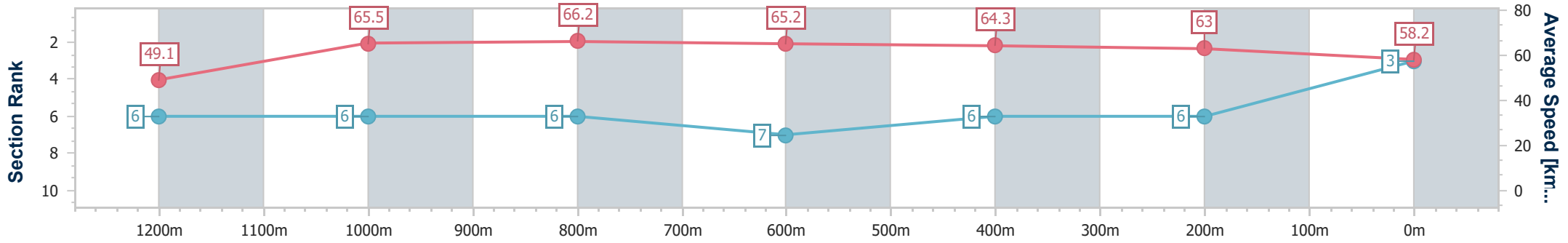


Townsville QLD Professional
Race 5: TOWNSVILLE CUP 9 AUGUST BENCHMARK 72
Handicap - 1400m



13 February 2025 - 15:57
Track Rating: Soft 5, Weather: Fine, Rail Position: +2m 1000m-
W/Post; True Remainder

Section	Overall	1200m	1000m	800m	600m	400m	200m							
Section Times	1:22.56 [3] (0:14.67)	1:07.89 [6] (0:10.97)	0:56.92 [6] (0:10.84)	0:46.08 [6] (0:11.04)	0:35.04 [7] (0:11.19)	0:23.85 [6] (0:11.50)	0:12.35 [6] (0:12.35)							
Average Speed [km/h]	49.1	65.5	66.2	65.2	64.3	63.0	58.2							
Top Speed [km/h]	65.6	66.2	67.1	65.6	65.6	64.8	62.0							
Avg. Dist. to Rail [m]	3.4	0.6	1.0	0.3	0.4	3.3	7.5							
Avg. Stride Freq. [Hz]	2.3	2.5	2.5	2.4	2.4	2.4	2.3							
Avg. Stride Length [m]	5.9	7.2	7.4	7.4	7.3	7.1	6.8							



- [] Ranking at each section and finish
- .-.- No data available at this section
- NA No data available



Horse/Jockey Name	Early Thoughts
Final Rank	4
Fastest Section Time (Section)	0:10.78 (1000m)
Top Speed [km/h] (Section)	67.9 (1000m)
Race State	Finished

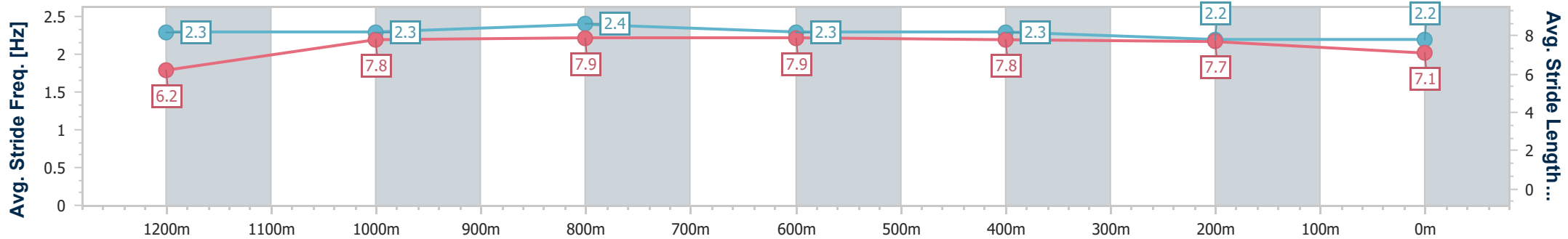
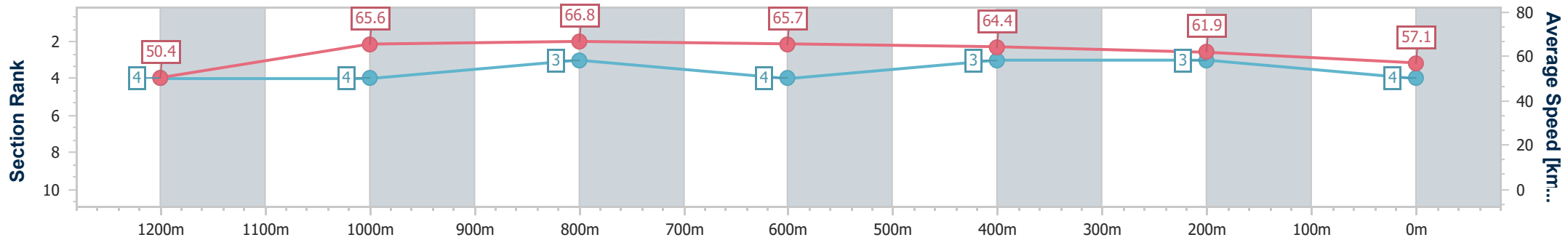


Townsville QLD Professional
Race 5: TOWNSVILLE CUP 9 AUGUST BENCHMARK 72
Handicap - 1400m



13 February 2025 - 15:57
Track Rating: Soft 5, Weather: Fine, Rail Position: +2m 1000m-
W/Post; True Remainder

Section	Overall	1200m	1000m	800m	600m	400m	200m
Section Times	1:22.58 [4] (0:14.29)	1:08.29 [4] (0:11.00)	0:57.29 [4] (0:10.78)	0:46.51 [3] (0:10.97)	0:35.54 [4] (0:11.26)	0:24.28 [3] (0:11.67)	0:12.61 [3] (0:12.61)
Average Speed [km/h]	50.4	65.6	66.8	65.7	64.4	61.9	57.1
Top Speed [km/h]	64.1	66.6	67.9	66.9	66.5	63.7	60.1
Avg. Dist. to Rail [m]	8.4	2.0	0.6	0.5	1.5	2.3	3.8
Avg. Stride Freq. [Hz]	2.3	2.3	2.4	2.3	2.3	2.2	2.2
Avg. Stride Length [m]	6.2	7.8	7.9	7.9	7.8	7.7	7.1



- [] Ranking at each section and finish
- .-.- No data available at this section
- NA No data available



Horse/Jockey Name	Mr Metrics
Final Rank	5
Fastest Section Time (Section)	0:10.75 (1200m)
Top Speed [km/h] (Section)	68.7 (1200m)
Race State	Finished

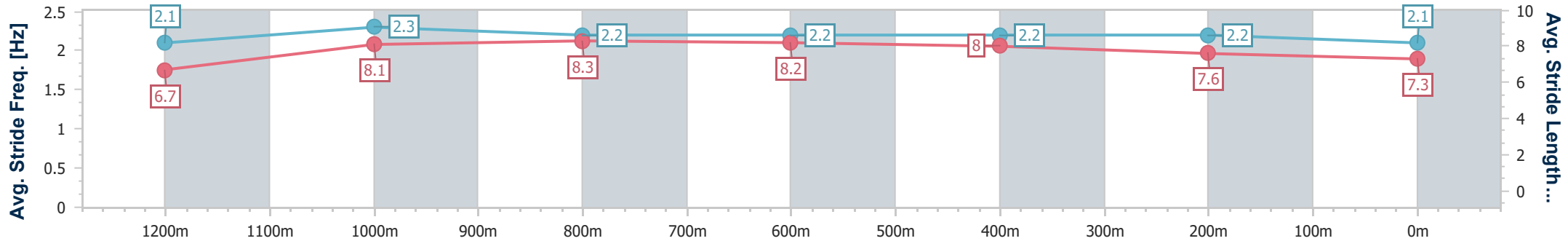
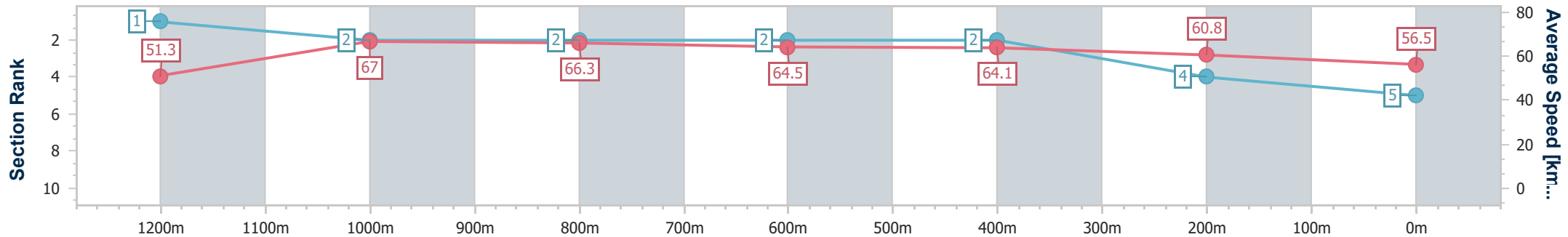


Townsville QLD Professional
Race 5: TOWNSVILLE CUP 9 AUGUST BENCHMARK 72
Handicap - 1400m



13 February 2025 - 15:57
Track Rating: Soft 5, Weather: Fine, Rail Position: +2m 1000m-
W/Post; True Remainder

Section	Overall	1200m	1000m	800m	600m	400m	200m							
Section Times	1:22.76 [5] (0:14.03)	1:08.73 [1] (0:10.75)	0:57.98 [2] (0:10.99)	0:46.99 [2] (0:11.13)	0:35.86 [2] (0:11.26)	0:24.60 [2] (0:11.83)	0:12.77 [4] (0:12.77)							
Average Speed [km/h]	51.3	67.0	66.3	64.5	64.1	60.8	56.5							
Top Speed [km/h]	66.0	68.7	67.7	65.1	65.8	61.9	59.9							
Avg. Dist. to Rail [m]	6.4	2.0	1.9	0.3	0.4	0.3	1.0							
Avg. Stride Freq. [Hz]	2.1	2.3	2.2	2.2	2.2	2.2	2.1							
Avg. Stride Length [m]	6.7	8.1	8.3	8.2	8.0	7.6	7.3							



- [] Ranking at each section and finish
- .-.- No data available at this section
- NA No data available



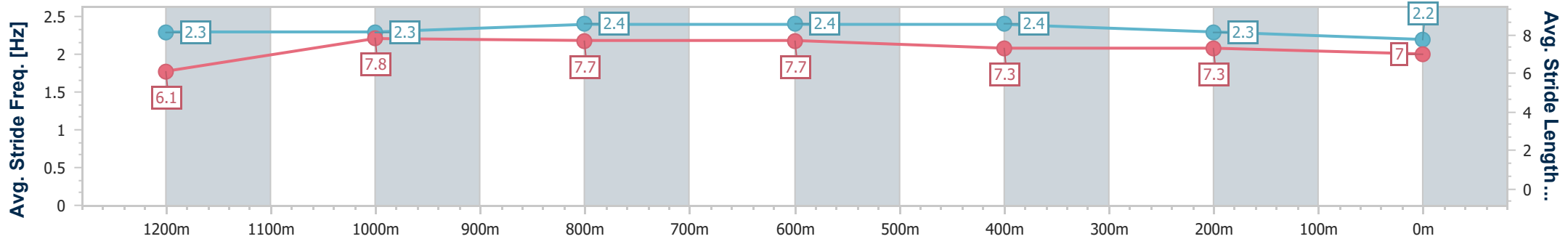
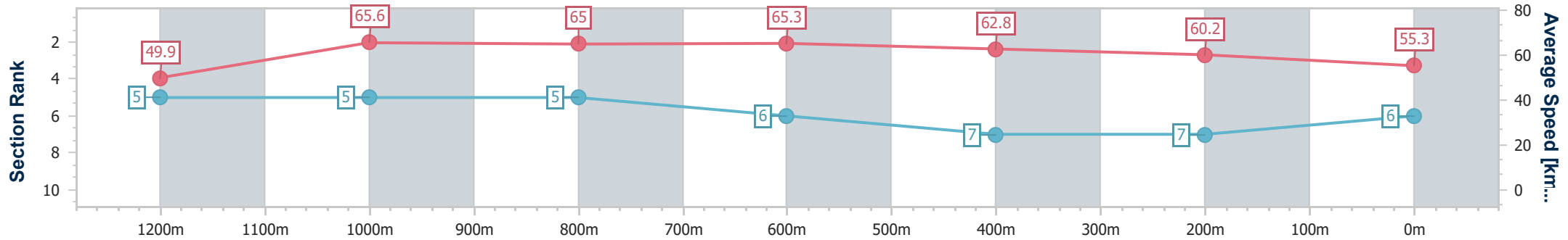
Horse/Jockey Name	Mooloolaba
Final Rank	6
Fastest Section Time (Section)	0:10.96 (1200m)
Top Speed [km/h] (Section)	67.0 (1200m)
Race State	Finished



Townsville QLD Professional
 Race 5: TOWNVILLE CUP 9 AUGUST BENCHMARK 72
 Handicap - 1400m
 13 February 2025 - 15:57
 Track Rating: Soft 5, Weather: Fine, Rail Position: +2m 1000m-
 W/Post; True Remainder



Section	Overall	1200m	1000m	800m	600m	400m	200m
Section Times	1:23.77 [6] (0:14.42)	1:09.35 [5] (0:10.96)	0:58.39 [5] (0:11.06)	0:47.33 [5] (0:11.05)	0:36.28 [6] (0:11.40)	0:24.88 [7] (0:11.93)	0:12.95 [7] (0:12.95)
Average Speed [km/h]	49.9	65.6	65.0	65.3	62.8	60.2	55.3
Top Speed [km/h]	66.4	67.0	65.4	65.7	65.4	61.3	58.4
Avg. Dist. to Rail [m]	3.5	1.1	1.3	0.4	0.7	1.1	0.4
Avg. Stride Freq. [Hz]	2.3	2.3	2.4	2.4	2.4	2.3	2.2
Avg. Stride Length [m]	6.1	7.8	7.7	7.7	7.3	7.3	7.0



- [] Ranking at each section and finish
- .-.- No data available at this section
- NA No data available



Horse/Jockey Name	Strathcona
Final Rank	2147483647
Fastest Section Time (Section)	0:10.46 (1200m)
Top Speed [km/h] (Section)	69.9 (1200m)
Race State	DidNotFinish

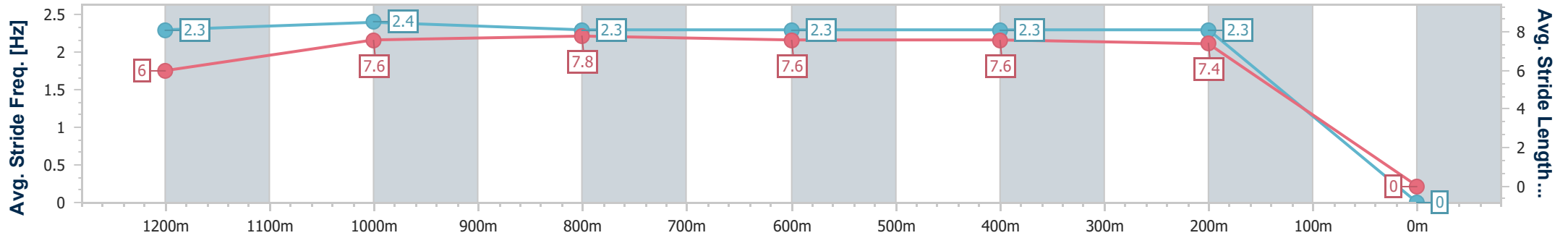
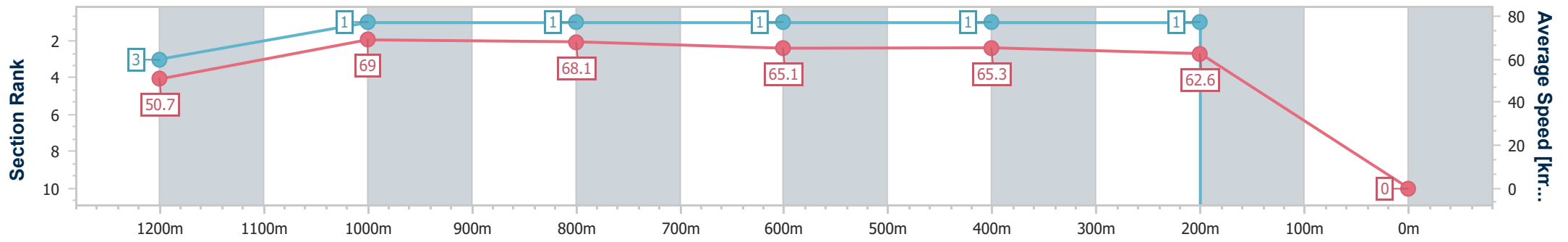


Townsville QLD Professional
Race 5: TOWNSVILLE CUP 9 AUGUST BENCHMARK 72
Handicap - 1400m
13 February 2025 - 15:57
**Track Rating: Soft 5, Weather: Fine, Rail Position: +2m 1000m-
W/Post; True Remainder**



Section	Overall	1200m	1000m	800m	600m	400m	200m						
Section Times	0:00.00 [2147483647 1 (0:14.21)	0:00.00 [3] (0:10.46)	0:00.00 [1] (0:10.64)	0:00.00 [1] (0:11.21)	0:00.00 [1] (0:11.23)	0:00.00 [1] (0:11.57)	-:--:--						
Average Speed [km/h]	50.7	69.0	68.1	65.1	65.3	62.6	0.0						
Top Speed [km/h]	68.4	69.9	69.1	67.0	66.3	63.8	--:--						
Avg. Dist. to Rail [m]	4.3	0.8	1.8	3.3	3.5	2.0	0.0						
Avg. Stride Freq. [Hz]	2.3	2.4	2.3	2.3	2.3	2.3	--:--						
Avg. Stride Length [m]	6.0	7.6	7.8	7.6	7.6	7.4	--:--						

- [] Ranking at each section and finish
- :--:-- No data available at this section
- NA No data available





Townsville QLD Professional

Race 6: COWBOYS LEAGUES CLUB BENCHMARK 62 Handicap - 1200m

13 February 2025 - 16:38



Track Rating: Soft 5, Weather: Fine, Rail Position: +2m 1000m-W/Post; True Remainder

Section													Last 600m	
Field Times		Overall	1000m	800m	600m	400m	200m						0:34.33	
		1:10.49 (0:14.42)	0:56.07 (0:10.93)	0:45.14 (0:10.81)	0:34.33 (0:10.91)	0:23.42 (0:11.32)	0:12.10 (0:12.10)							
Rank	TAB	Horse/Jockey	Barrier	Top Speed [km/h]	Fastest Section							Margin	Distance Travelled [m]	
1	7	ILZOOMYA Nathan Thomas	8	68.4 600m	0:10.84 600m	1:10.49 [1] (0:14.74)	0:55.75 [4] (0:10.98)	0:44.77 [4] (0:10.86)	0:33.91 [4] (0:10.84)	0:23.07 [3] (0:11.24)	0:11.83 [3] (0:11.83)	1:10.49	0:33.91	
2	8	WIN AND TONIC Ashley Butler	1	67.1 600m	0:10.81 800m	1:10.53 [2] (0:14.42)	0:56.11 [1] (0:10.93)	0:45.18 [1] (0:10.81)	0:34.37 [1] (0:10.91)	0:23.46 [1] (0:11.38)	0:12.08 [2] (0:12.08)	0.24L	0:34.37	-10
3	1	DOLLSON Ryan Wiggins	4	67.5 600m	0:10.78 800m	1:10.64 [3] (0:14.50)	0:56.14 [2] (0:10.95)	0:45.19 [2] (0:10.78)	0:34.41 [2] (0:10.86)	0:23.55 [2] (0:11.30)	0:12.25 [1] (0:12.25)	0.87L	0:34.41	+1
4	5	AIDENABET Tahlia Fenlon	6	67.7 600m	0:10.77 800m	1:10.72 [4] (0:15.29)	0:55.43 [8] (0:11.05)	0:44.38 [8] (0:10.77)	0:33.61 [8] (0:10.89)	0:22.72 [8] (0:11.00)	0:11.72 [7] (0:11.72)	1.32L	0:33.61	+0
5	3	JOE'S GIGGLE Denicious Smith	9	67.5 600m	0:10.81 800m	1:10.79 [5] (0:14.97)	0:55.82 [7] (0:11.08)	0:44.74 [7] (0:10.81)	0:33.93 [7] (0:10.91)	0:23.02 [6] (0:11.20)	0:11.82 [6] (0:11.82)	1.76L	0:33.93	+0
6	9	SNITZAROO Graham Kliese	2	67.2 800m	0:10.87 800m	1:11.13 [6] (0:14.54)	0:56.59 [3] (0:11.13)	0:45.46 [3] (0:10.87)	0:34.59 [3] (0:10.97)	0:23.62 [4] (0:11.27)	0:12.35 [4] (0:12.35)	3.77L	0:34.59	-3
7	10	YELLOWSTONE BETH Justin Stanley	3	66.2 800m	0:10.87 800m	1:11.18 [7] (0:15.36)	0:55.82 [9] (0:11.25)	0:44.57 [10] (0:10.87)	0:33.70 [10] (0:10.88)	0:22.82 [10] (0:11.07)	0:11.75 [10] (0:11.75)	4.03L	0:33.70	-10
8	4	NO LOVE LOST Adam Sewell	7	66.8 800m	0:10.84 800m	1:11.21 [8] (0:14.88)	0:56.33 [5] (0:11.04)	0:45.29 [5] (0:10.84)	0:34.45 [5] (0:10.90)	0:23.55 [5] (0:11.29)	0:12.26 [5] (0:12.26)	4.22L	0:34.45	-4
9	2	BRING ME FLOWERS Brooke Johnson	10	67.7 800m	0:10.83 800m	1:11.35 [9] (0:14.89)	0:56.46 [6] (0:11.05)	0:45.41 [6] (0:10.83)	0:34.58 [6] (0:11.03)	0:23.55 [7] (0:11.26)	0:12.29 [8] (0:12.29)	5.02L	0:34.58	+4
10	6	MAJESTICS REQUEST Wanderson D'Avila	5	68.3 600m	0:10.81 800m	1:11.43 [10] (0:15.38)	0:56.05 [10] (0:11.10)	0:44.95 [9] (0:10.81)	0:34.14 [9] (0:10.82)	0:23.32 [9] (0:11.32)	0:12.00 [9] (0:12.00)	5.52L	0:34.14	+2



Horse/Jockey Name	Ilzoomya
Final Rank	1
Fastest Section Time (Section)	0:10.84 (600m)
Top Speed [km/h] (Section)	68.4 (600m)
Race State	Finished



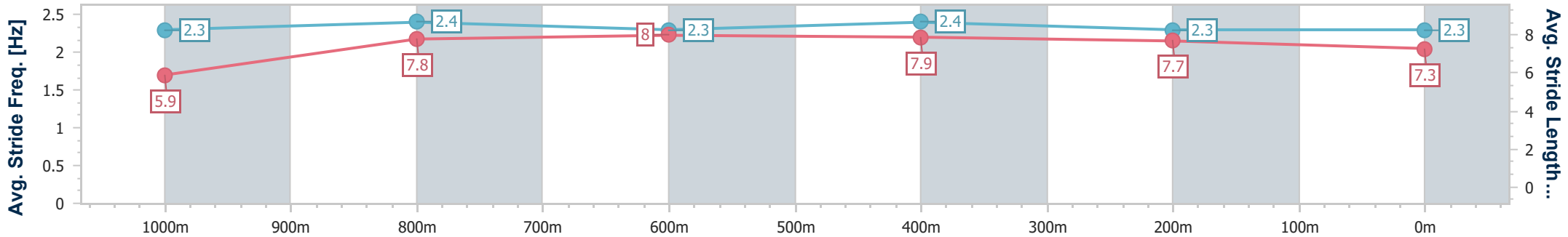
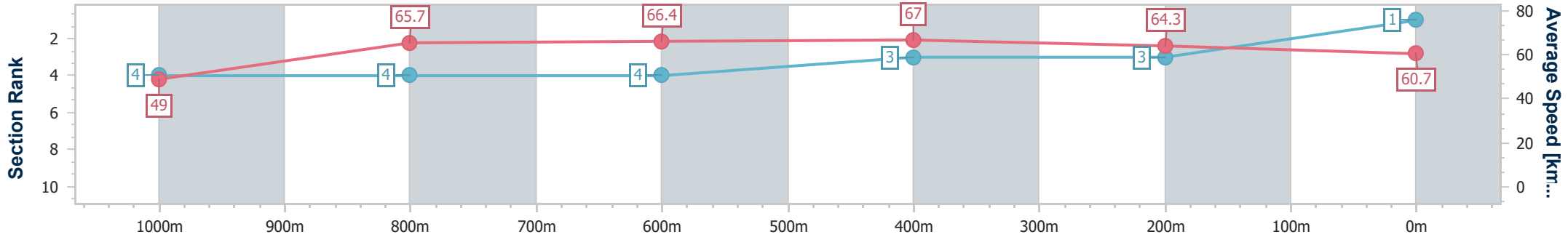
Townsville QLD Professional
Race 6: COWBOYS LEAGUES CLUB BENCHMARK 62
Handicap - 1200m

13 February 2025 - 16:38

Track Rating: Soft 5, Weather: Fine, Rail Position: +2m 1000m-
W/Post; True Remainder



Section	Overall	1000m	800m	600m	400m	200m
Section Times	1:10.49 [1] (0:14.74)	0:55.75 [4] (0:10.98)	0:44.77 [4] (0:10.86)	0:33.91 [4] (0:10.84)	0:23.07 [3] (0:11.24)	0:11.83 [3] (0:11.83)
Average Speed [km/h]	49.0	65.7	66.4	67.0	64.3	60.7
Top Speed [km/h]	64.7	66.5	67.1	68.4	65.8	62.7
Avg. Dist. to Rail [m]	6.7	0.8	0.5	1.3	2.5	3.6
Avg. Stride Freq. [Hz]	2.3	2.4	2.3	2.4	2.3	2.3
Avg. Stride Length [m]	5.9	7.8	8.0	7.9	7.7	7.3



- [] Ranking at each section and finish
- .-.- No data available at this section
- NA No data available



Horse/Jockey Name	Win And Tonic
Final Rank	2
Fastest Section Time (Section)	0:10.81 (800m)
Top Speed [km/h] (Section)	67.1 (600m)
Race State	Finished



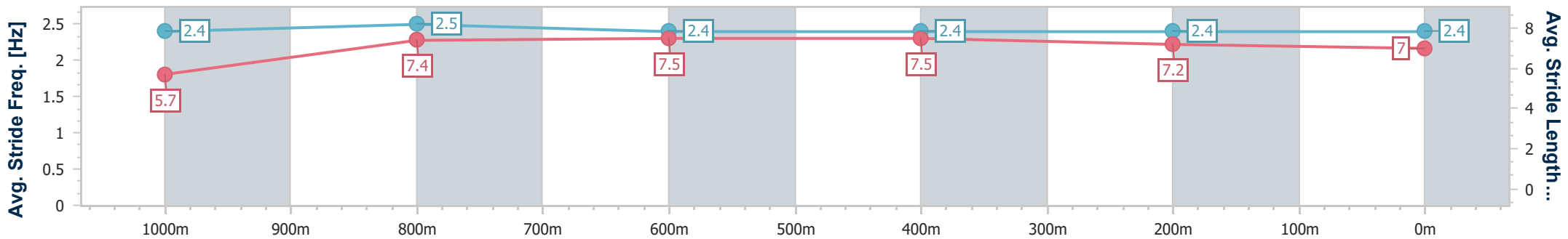
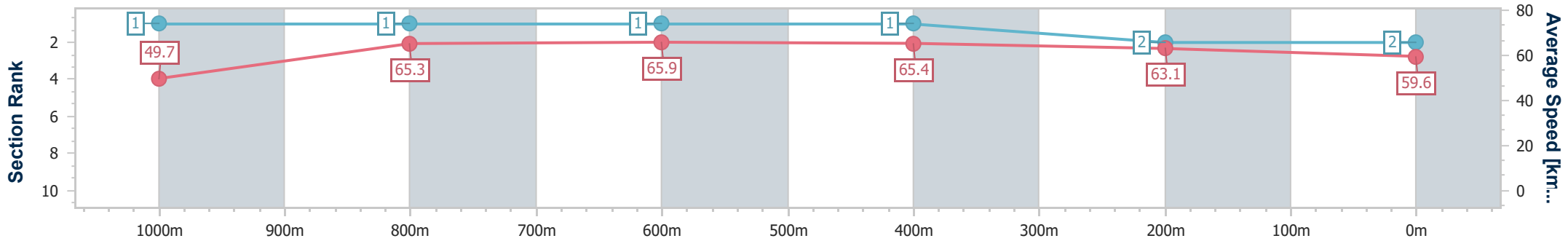
Townsville QLD Professional
Race 6: COWBOYS LEAGUES CLUB BENCHMARK 62
Handicap - 1200m

13 February 2025 - 16:38

Track Rating: Soft 5, Weather: Fine, Rail Position: +2m 1000m-
W/Post; True Remainder



Section	Overall	1000m	800m	600m	400m	200m
Section Times	1:10.53 [2] (0:14.42)	0:56.11 [1] (0:10.93)	0:45.18 [1] (0:10.81)	0:34.37 [1] (0:10.91)	0:23.46 [1] (0:11.38)	0:12.08 [2] (0:12.08)
Average Speed [km/h]	49.7	65.3	65.9	65.4	63.1	59.6
Top Speed [km/h]	65.6	65.8	66.6	67.1	63.8	62.5
Avg. Dist. to Rail [m]	2.7	1.8	1.8	1.9	2.0	0.8
Avg. Stride Freq. [Hz]	2.4	2.5	2.4	2.4	2.4	2.4
Avg. Stride Length [m]	5.7	7.4	7.5	7.5	7.2	7.0



- [] Ranking at each section and finish
- .-.- No data available at this section
- NA No data available



Horse/Jockey Name	Dollson
Final Rank	3
Fastest Section Time (Section)	0:10.78 (800m)
Top Speed [km/h] (Section)	67.5 (600m)
Race State	Finished



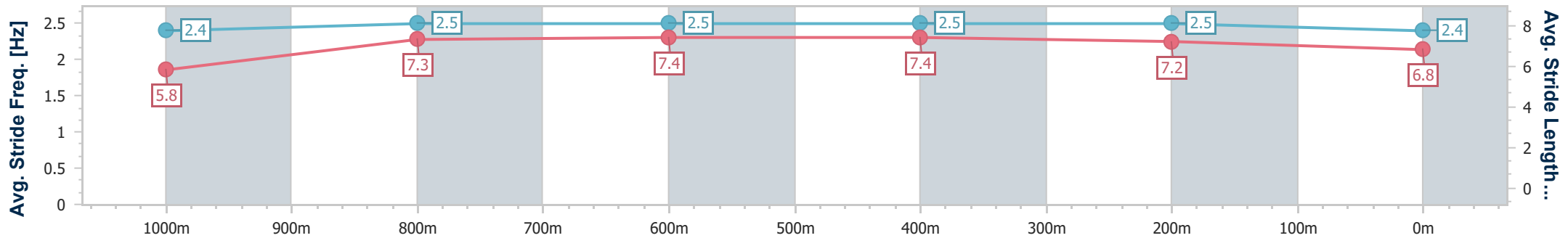
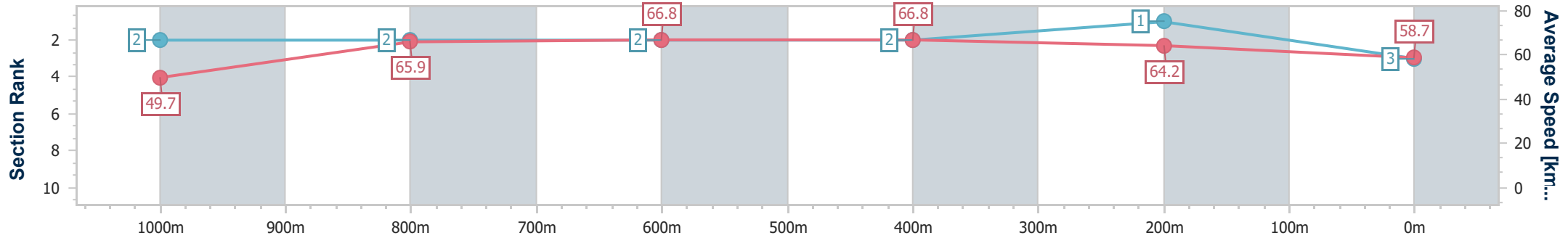
Townsville QLD Professional
Race 6: COWBOYS LEAGUES CLUB BENCHMARK 62
Handicap - 1200m

13 February 2025 - 16:38

Track Rating: Soft 5, Weather: Fine, Rail Position: +2m 1000m-
W/Post; True Remainder



Section	Overall	1000m	800m	600m	400m	200m
Section Times	1:10.64 [3] (0:14.50)	0:56.14 [2] (0:10.95)	0:45.19 [2] (0:10.78)	0:34.41 [2] (0:10.86)	0:23.55 [2] (0:11.30)	0:12.25 [1] (0:12.25)
Average Speed [km/h]	49.7	65.9	66.8	66.8	64.2	58.7
Top Speed [km/h]	65.9	66.4	67.5	67.5	66.1	62.9
Avg. Dist. to Rail [m]	4.3	0.7	0.3	1.8	3.9	3.5
Avg. Stride Freq. [Hz]	2.4	2.5	2.5	2.5	2.5	2.4
Avg. Stride Length [m]	5.8	7.3	7.4	7.4	7.2	6.8



- [] Ranking at each section and finish
- .-.- No data available at this section
- NA No data available



Horse/Jockey Name	Aidenabet
Final Rank	4
Fastest Section Time (Section)	0:10.77 (800m)
Top Speed [km/h] (Section)	67.7 (600m)
Race State	Finished



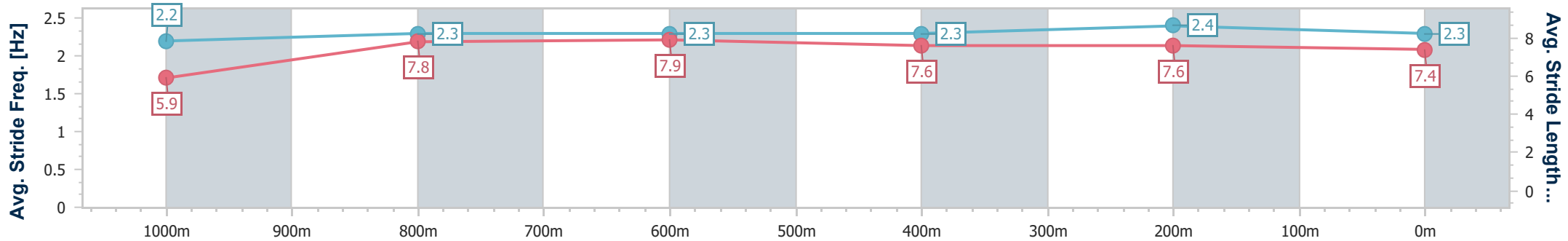
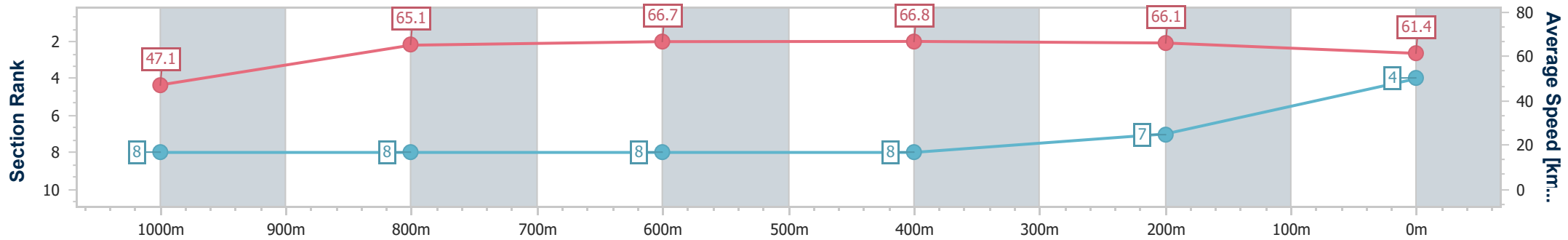
Townsville QLD Professional
Race 6: COWBOYS LEAGUES CLUB BENCHMARK 62
Handicap - 1200m

13 February 2025 - 16:38

Track Rating: Soft 5, Weather: Fine, Rail Position: +2m 1000m-
W/Post; True Remainder



Section	Overall	1000m	800m	600m	400m	200m								
Section Times	1:10.72 [4] (0:15.29)	0:55.43 [8] (0:11.05)	0:44.38 [8] (0:10.77)	0:33.61 [8] (0:10.89)	0:22.72 [8] (0:11.00)	0:11.72 [7] (0:11.72)								
Average Speed [km/h]	47.1	65.1	66.7	66.8	66.1	61.4								
Top Speed [km/h]	62.9	67.3	67.4	67.7	67.2	64.6								
Avg. Dist. to Rail [m]	5.0	0.6	0.3	2.1	6.2	6.8								
Avg. Stride Freq. [Hz]	2.2	2.3	2.3	2.3	2.4	2.3								
Avg. Stride Length [m]	5.9	7.8	7.9	7.6	7.6	7.4								



- [] Ranking at each section and finish
- .-.- No data available at this section
- NA No data available



Horse/Jockey Name	Joe's Giggle
Final Rank	5
Fastest Section Time (Section)	0:10.81 (800m)
Top Speed [km/h] (Section)	67.5 (600m)
Race State	Finished

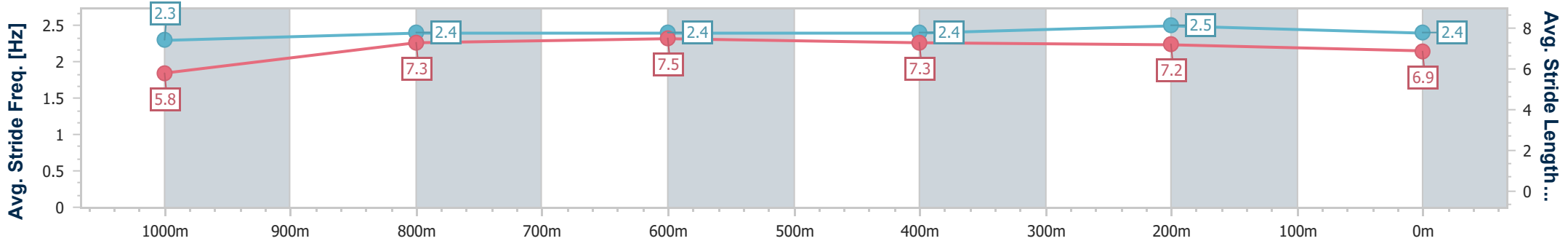
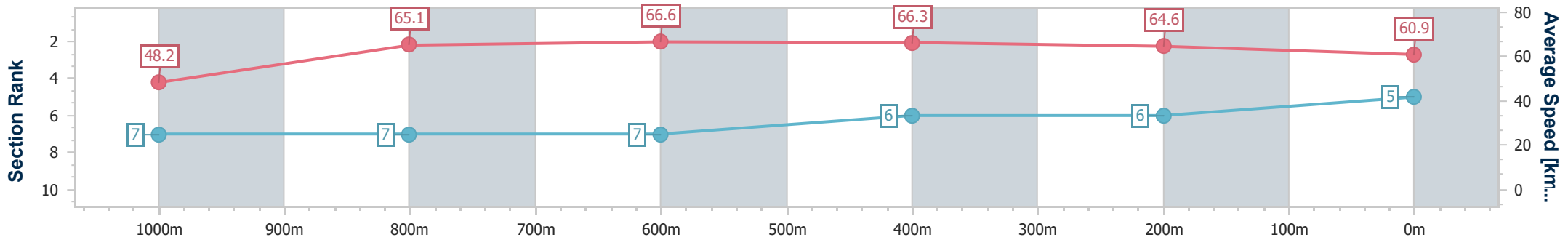


Townsville QLD Professional
Race 6: COWBOYS LEAGUES CLUB BENCHMARK 62
Handicap - 1200m



13 February 2025 - 16:38
Track Rating: Soft 5, Weather: Fine, Rail Position: +2m 1000m-
W/Post; True Remainder

Section	Overall	1000m	800m	600m	400m	200m								
Section Times	1:10.79 [5] (0:14.97)	0:55.82 [7] (0:11.08)	0:44.74 [7] (0:10.81)	0:33.93 [7] (0:10.91)	0:23.02 [6] (0:11.20)	0:11.82 [6] (0:11.82)								
Average Speed [km/h]	48.2	65.1	66.6	66.3	64.6	60.9								
Top Speed [km/h]	62.6	66.7	67.2	67.5	65.8	62.9								
Avg. Dist. to Rail [m]	6.4	1.0	0.5	0.7	3.8	4.7								
Avg. Stride Freq. [Hz]	2.3	2.4	2.4	2.4	2.5	2.4								
Avg. Stride Length [m]	5.8	7.3	7.5	7.3	7.2	6.9								



- [] Ranking at each section and finish
- .-.- No data available at this section
- NA No data available



Horse/Jockey Name	Snitzaroo
Final Rank	6
Fastest Section Time (Section)	0:10.87 (800m)
Top Speed [km/h] (Section)	67.2 (800m)
Race State	Finished



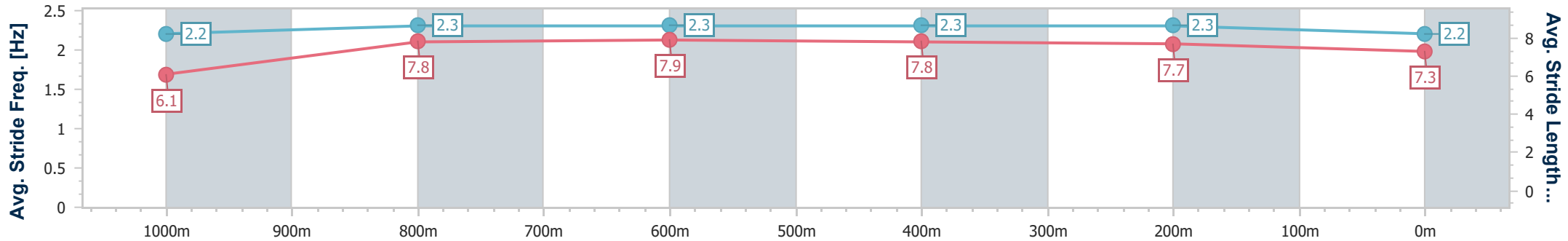
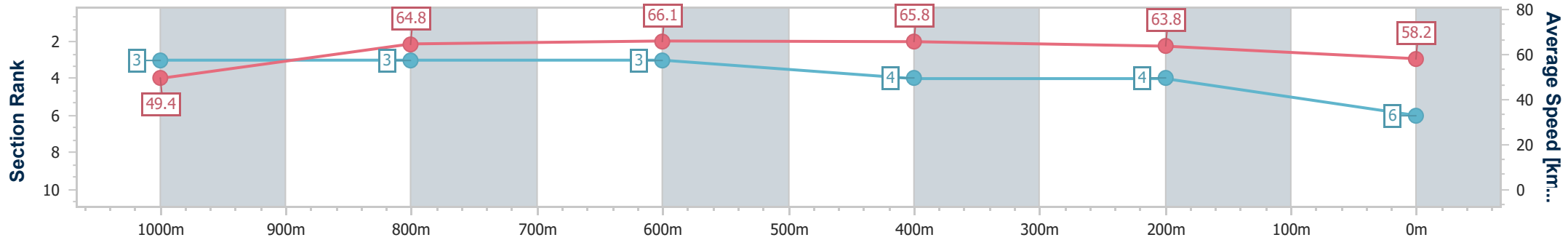
Townsville QLD Professional
Race 6: COWBOYS LEAGUES CLUB BENCHMARK 62
Handicap - 1200m

13 February 2025 - 16:38

Track Rating: Soft 5, Weather: Fine, Rail Position: +2m 1000m-
W/Post; True Remainder



Section	Overall	1000m	800m	600m	400m	200m
Section Times	1:11.13 [6] (0:14.54)	0:56.59 [3] (0:11.13)	0:45.46 [3] (0:10.87)	0:34.59 [3] (0:10.97)	0:23.62 [4] (0:11.27)	0:12.35 [4] (0:12.35)
Average Speed [km/h]	49.4	64.8	66.1	65.8	63.8	58.2
Top Speed [km/h]	63.9	67.1	67.2	66.5	65.9	61.2
Avg. Dist. to Rail [m]	3.4	0.7	0.3	0.2	0.7	1.8
Avg. Stride Freq. [Hz]	2.2	2.3	2.3	2.3	2.3	2.2
Avg. Stride Length [m]	6.1	7.8	7.9	7.8	7.7	7.3



- [] Ranking at each section and finish
- .-.- No data available at this section
- NA No data available



Horse/Jockey Name	Yellowstone Beth
Final Rank	7
Fastest Section Time (Section)	0:10.87 (800m)
Top Speed [km/h] (Section)	66.2 (800m)
Race State	Finished



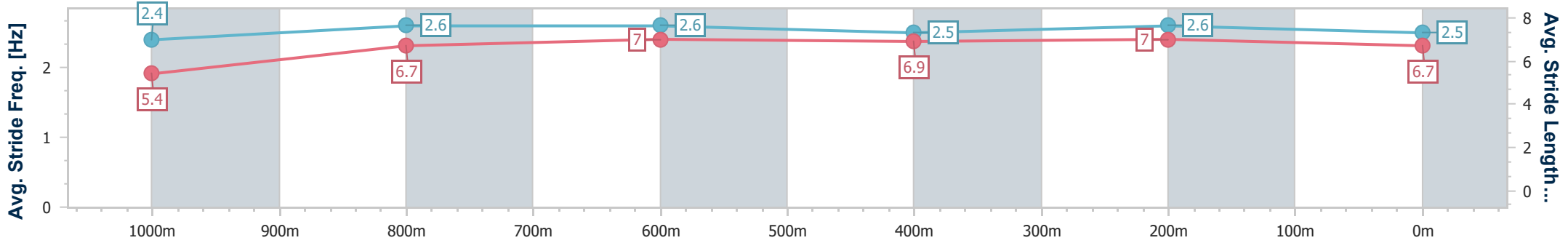
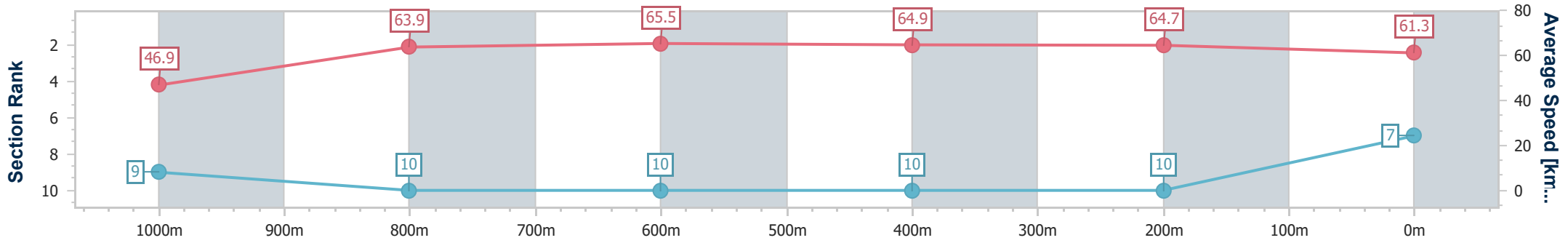
Townsville QLD Professional
Race 6: COWBOYS LEAGUES CLUB BENCHMARK 62
Handicap - 1200m

13 February 2025 - 16:38

Track Rating: Soft 5, Weather: Fine, Rail Position: +2m 1000m-
W/Post; True Remainder



Section	Overall	1000m	800m	600m	400m	200m								
Section Times	1:11.18 [7] (0:15.36)	0:55.82 [9] (0:11.25)	0:44.57 [10] (0:10.87)	0:33.70 [10] (0:10.88)	0:22.82 [10] (0:11.07)	0:11.75 [10] (0:11.75)								
Average Speed [km/h]	46.9	63.9	65.5	64.9	64.7	61.3								
Top Speed [km/h]	62.4	65.4	66.2	65.5	65.7	63.8								
Avg. Dist. to Rail [m]	4.0	0.7	2.3	3.8	1.0	0.7								
Avg. Stride Freq. [Hz]	2.4	2.6	2.6	2.5	2.6	2.5								
Avg. Stride Length [m]	5.4	6.7	7.0	6.9	7.0	6.7								



- [] Ranking at each section and finish
- .-.- No data available at this section
- NA No data available



Horse/Jockey Name	No Love Lost
Final Rank	8
Fastest Section Time (Section)	0:10.84 (800m)
Top Speed [km/h] (Section)	66.8 (800m)
Race State	Finished



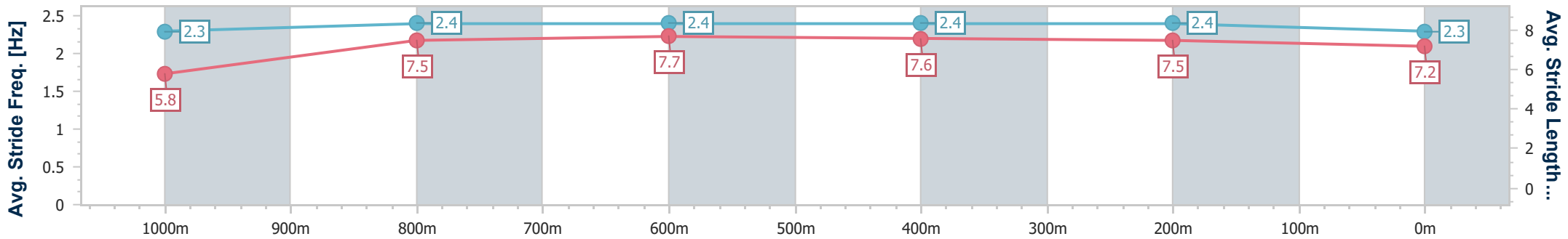
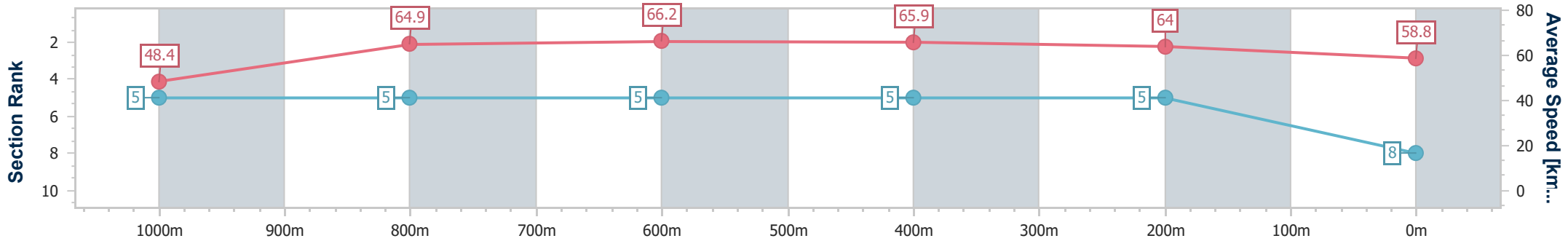
Townsville QLD Professional
Race 6: COWBOYS LEAGUES CLUB BENCHMARK 62
Handicap - 1200m

13 February 2025 - 16:38

Track Rating: Soft 5, Weather: Fine, Rail Position: +2m 1000m-
W/Post; True Remainder



Section	Overall	1000m	800m	600m	400m	200m								
Section Times	1:11.21 [8] (0:14.88)	0:56.33 [5] (0:11.04)	0:45.29 [5] (0:10.84)	0:34.45 [5] (0:10.90)	0:23.55 [5] (0:11.29)	0:12.26 [5] (0:12.26)								
Average Speed [km/h]	48.4	64.9	66.2	65.9	64.0	58.8								
Top Speed [km/h]	63.8	66.6	66.8	66.3	65.7	61.6								
Avg. Dist. to Rail [m]	5.4	1.0	0.7	0.6	3.3	4.1								
Avg. Stride Freq. [Hz]	2.3	2.4	2.4	2.4	2.4	2.3								
Avg. Stride Length [m]	5.8	7.5	7.7	7.6	7.5	7.2								



- [] Ranking at each section and finish
- .-.- No data available at this section
- NA No data available



Horse/Jockey Name	Bring Me Flowers
Final Rank	9
Fastest Section Time (Section)	0:10.83 (800m)
Top Speed [km/h] (Section)	67.7 (800m)
Race State	Finished



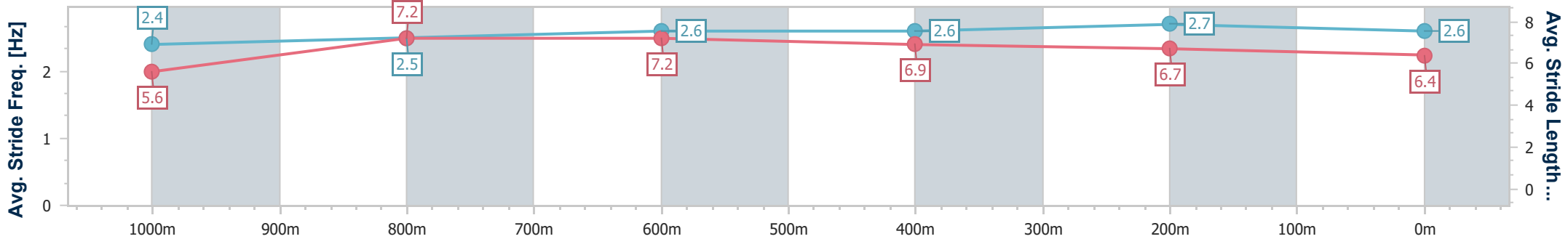
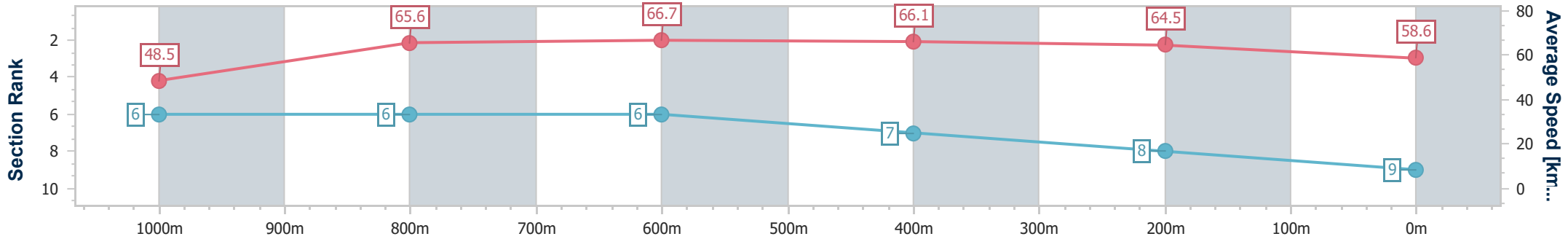
Townsville QLD Professional
Race 6: COWBOYS LEAGUES CLUB BENCHMARK 62
Handicap - 1200m

13 February 2025 - 16:38

Track Rating: Soft 5, Weather: Fine, Rail Position: +2m 1000m-
W/Post; True Remainder



Section	Overall	1000m	800m	600m	400m	200m							
Section Times	1:11.35 [9] (0:14.89)	0:56.46 [6] (0:11.05)	0:45.41 [6] (0:10.83)	0:34.58 [6] (0:11.03)	0:23.55 [7] (0:11.26)	0:12.29 [8] (0:12.29)							
Average Speed [km/h]	48.5	65.6	66.7	66.1	64.5	58.6							
Top Speed [km/h]	64.6	67.5	67.7	67.2	65.9	61.9							
Avg. Dist. to Rail [m]	8.6	1.2	1.0	2.8	5.9	6.0							
Avg. Stride Freq. [Hz]	2.4	2.5	2.6	2.6	2.7	2.6							
Avg. Stride Length [m]	5.6	7.2	7.2	6.9	6.7	6.4							



- [] Ranking at each section and finish
- .-.- No data available at this section
- NA No data available



Horse/Jockey Name	Majestics Request
Final Rank	10
Fastest Section Time (Section)	0:10.81 (800m)
Top Speed [km/h] (Section)	68.3 (600m)
Race State	Finished



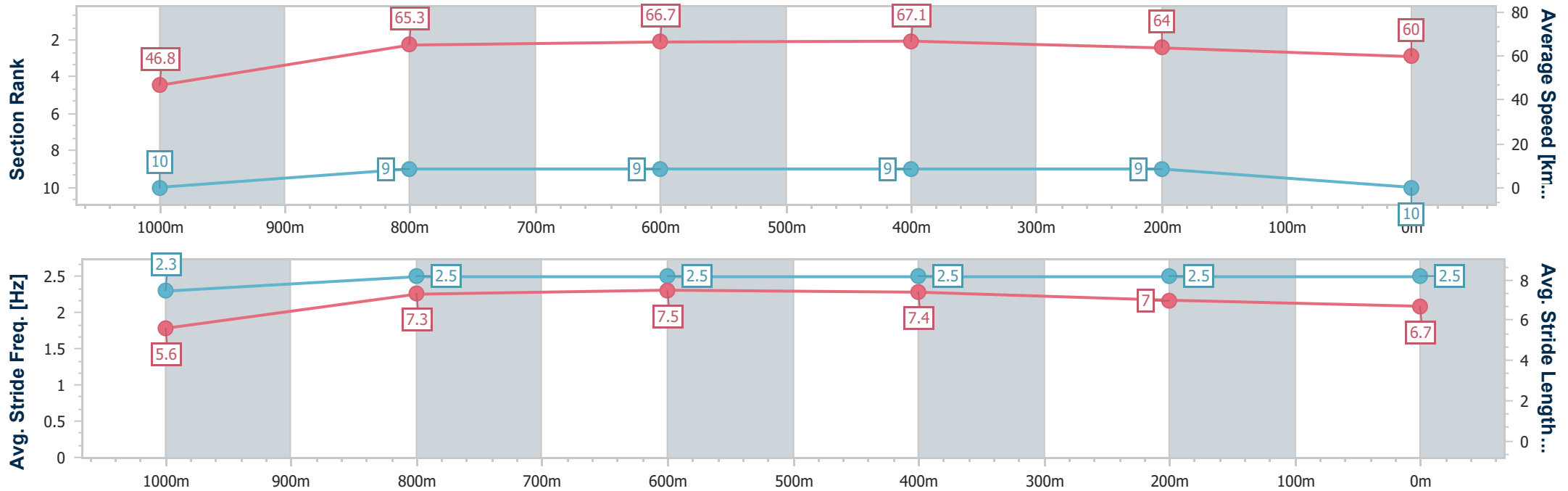
Townsville QLD Professional
Race 6: COWBOYS LEAGUES CLUB BENCHMARK 62
Handicap - 1200m

13 February 2025 - 16:38

Track Rating: Soft 5, Weather: Fine, Rail Position: +2m 1000m-
W/Post; True Remainder



Section	Overall	1000m	800m	600m	400m	200m								
Section Times	1:11.43 [10] (0:15.38)	0:56.05 [10] (0:11.10)	0:44.95 [9] (0:10.81)	0:34.14 [9] (0:10.82)	0:23.32 [9] (0:11.32)	0:12.00 [9] (0:12.00)								
Average Speed [km/h]	46.8	65.3	66.7	67.1	64.0	60.0								
Top Speed [km/h]	62.2	67.3	67.5	68.3	66.5	62.9								
Avg. Dist. to Rail [m]	4.8	1.3	0.8	1.7	4.7	7.7								
Avg. Stride Freq. [Hz]	2.3	2.5	2.5	2.5	2.5	2.5								
Avg. Stride Length [m]	5.6	7.3	7.5	7.4	7.0	6.7								



- [] Ranking at each section and finish
- .-.- No data available at this section
- NA No data available



Townsville QLD Professional

Race 7: GREAT NORTHERN BREWING CO OPEN Handicap - 1200m

13 February 2025 - 17:11



Track Rating: Soft 5, Weather: Fine, Rail Position: +2m 1000m-W/Post; True Remainder

Section		Overall	1000m	800m	600m	400m	200m	Last 600m					
Field Times		1:10.52 (0:14.13)	0:56.39 (0:11.23)	0:45.16 (0:11.31)	0:33.85 (0:11.23)	0:22.62 (0:11.06)	0:11.56 (0:11.56)	0:33.85					
Rank	TAB Horse/Jockey	Barrier	Top Speed [km/h]	Fastest Section								Margin	Distance Travelled [m]
1	7 STICK TO YOUR GUNS Wanderson D'Avila	3	66.3 600m	0:11.06 400m	1:10.52 [1] (0:14.42)	0:56.10 [2] (0:11.26)	0:44.84 [2] (0:11.15)	0:33.69 [2] (0:11.07)	0:22.62 [1] (0:11.06)	0:11.56 [1] (0:11.56)	1:10.52	0:33.69	
2	3 MISS SEATTLE Nathan Thomas	1	67.0 400m	0:10.98 400m	1:10.63 [2] (0:14.53)	0:56.10 [3] (0:11.18)	0:44.92 [3] (0:11.36)	0:33.56 [3] (0:11.24)	0:22.32 [3] (0:10.98)	0:11.34 [3] (0:11.34)	0.66L	0:33.56	+5
3	6 REGGIE'S BOY Graham Kliese	4	68.0 200m	0:11.00 400m	1:10.68 [3] (0:14.70)	0:55.98 [4] (0:11.39)	0:44.59 [4] (0:11.29)	0:33.30 [5] (0:11.12)	0:22.18 [6] (0:11.00)	0:11.18 [5] (0:11.18)	0.93L	0:33.30	+1
4	8 UNDER THE LIMIT Justin Stanley	6	66.3 400m	0:11.08 400m	1:10.68 [4] (0:14.13)	0:56.55 [1] (0:11.23)	0:45.32 [1] (0:11.31)	0:34.01 [1] (0:11.24)	0:22.77 [2] (0:11.08)	0:11.69 [2] (0:11.69)	0.98L	0:34.01	-1
5	4 BRAD Tahlia Fenlon	2	67.8 400m	0:11.01 400m	1:11.11 [5] (0:14.87)	0:56.24 [6] (0:11.41)	0:44.83 [6] (0:11.10)	0:33.73 [6] (0:11.10)	0:22.63 [5] (0:11.01)	0:11.62 [4] (0:11.62)	3.51L	0:33.73	-2
6	2 KING JESTER Ashley Butler	5	66.5 800m	0:11.11 600m	1:11.54 [6] (0:14.84)	0:56.70 [5] (0:11.36)	0:45.34 [5] (0:11.16)	0:34.18 [4] (0:11.11)	0:23.07 [4] (0:11.18)	0:11.89 [6] (0:11.89)	6L	0:34.18	+6

Scratched: Crowning Moment (#5), Go Getaboy (#1), Mr Metrics (#9)

[] Ranking at each section and finish
 -:-:- No data available at this section
 NA No data available

SCN Saddle cloth number
 DNF Did not finish
 DNT Did not track



Horse/Jockey Name	Stick To Your Guns
Final Rank	1
Fastest Section Time (Section)	0:11.06 (400m)
Top Speed [km/h] (Section)	66.3 (600m)
Race State	Finished



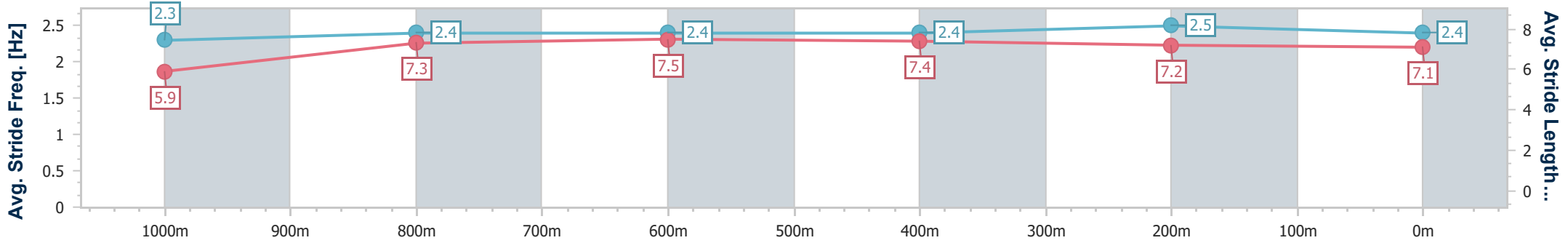
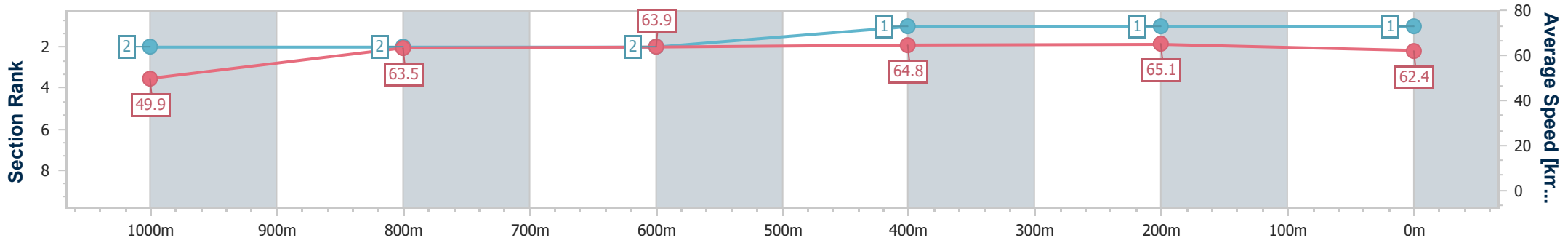
Townsville QLD Professional
Race 7: GREAT NORTHERN BREWING CO OPEN Handicap - 1200m

13 February 2025 - 17:11

Track Rating: Soft 5, Weather: Fine, Rail Position: +2m 1000m-W/Post; True Remainder



Section	Overall	1000m	800m	600m	400m	200m								
Section Times	1:10.52 [1] (0:14.42)	0:56.10 [2] (0:11.26)	0:44.84 [2] (0:11.15)	0:33.69 [2] (0:11.07)	0:22.62 [1] (0:11.06)	0:11.56 [1] (0:11.56)								
Average Speed [km/h]	49.9	63.5	63.9	64.8	65.1	62.4								
Top Speed [km/h]	63.7	65.1	65.4	66.3	65.8	65.4								
Avg. Dist. to Rail [m]	4.0	1.6	2.1	0.6	0.9	3.7								
Avg. Stride Freq. [Hz]	2.3	2.4	2.4	2.4	2.5	2.4								
Avg. Stride Length [m]	5.9	7.3	7.5	7.4	7.2	7.1								



- [] Ranking at each section and finish
- .-.- No data available at this section
- NA No data available



Horse/Jockey Name	Miss Seattle
Final Rank	2
Fastest Section Time (Section)	0:10.98 (400m)
Top Speed [km/h] (Section)	67.0 (400m)
Race State	Finished



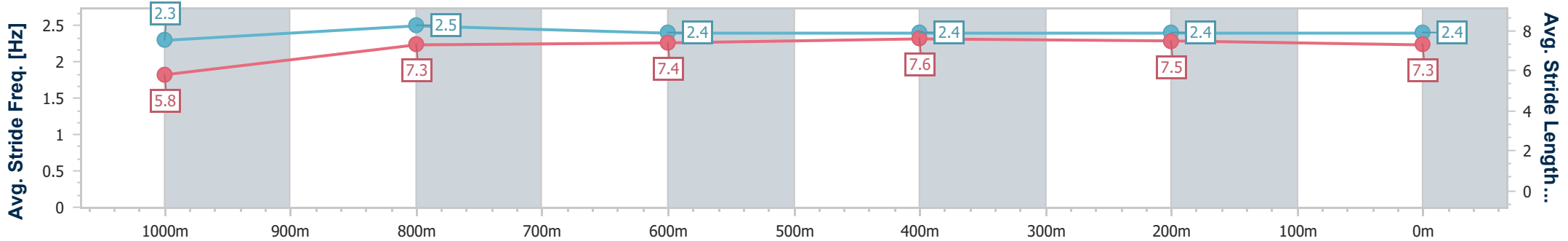
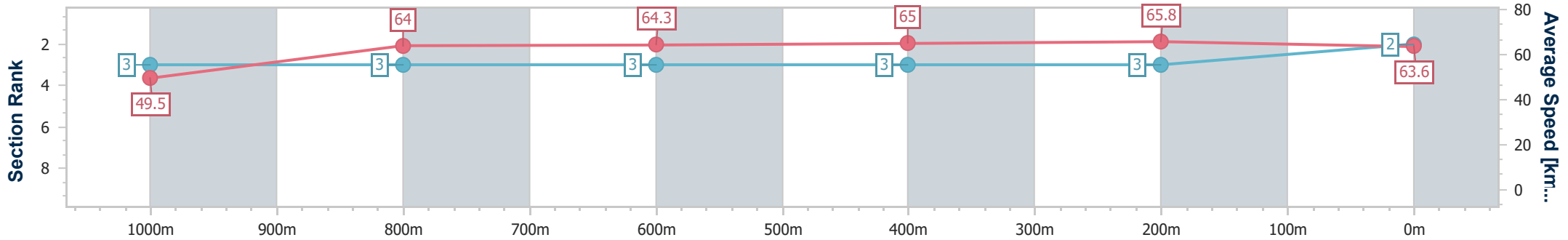
Townsville QLD Professional
Race 7: GREAT NORTHERN BREWING CO OPEN Handicap - 1200m



13 February 2025 - 17:11

Track Rating: Soft 5, Weather: Fine, Rail Position: +2m 1000m-W/Post; True Remainder

Section	Overall	1000m	800m	600m	400m	200m
Section Times	1:10.63 [2] (0:14.53)	0:56.10 [3] (0:11.18)	0:44.92 [3] (0:11.36)	0:33.56 [3] (0:11.24)	0:22.32 [3] (0:10.98)	0:11.34 [3] (0:11.34)
Average Speed [km/h]	49.5	64.0	64.3	65.0	65.8	63.6
Top Speed [km/h]	65.2	66.0	66.6	66.3	67.0	65.2
Avg. Dist. to Rail [m]	3.0	1.8	2.7	3.0	2.6	3.0
Avg. Stride Freq. [Hz]	2.3	2.5	2.4	2.4	2.4	2.4
Avg. Stride Length [m]	5.8	7.3	7.4	7.6	7.5	7.3



- [] Ranking at each section and finish
- .-.- No data available at this section
- NA No data available



Horse/Jockey Name	Reggie's Boy
Final Rank	3
Fastest Section Time (Section)	0:11.00 (400m)
Top Speed [km/h] (Section)	68.0 (200m)
Race State	Finished



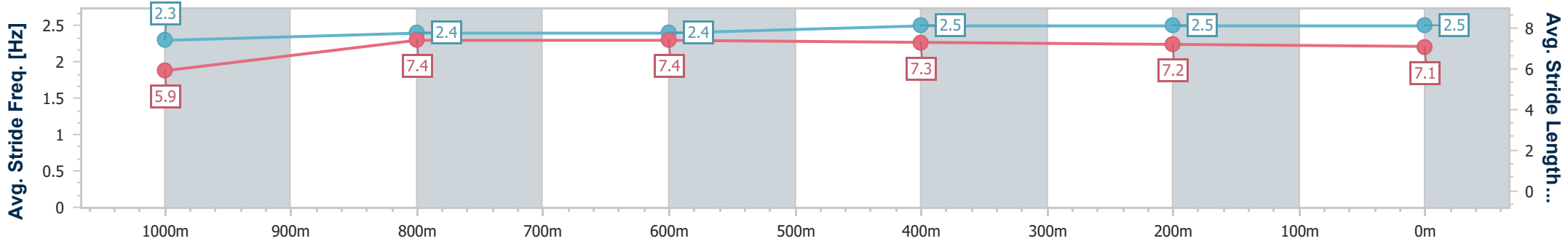
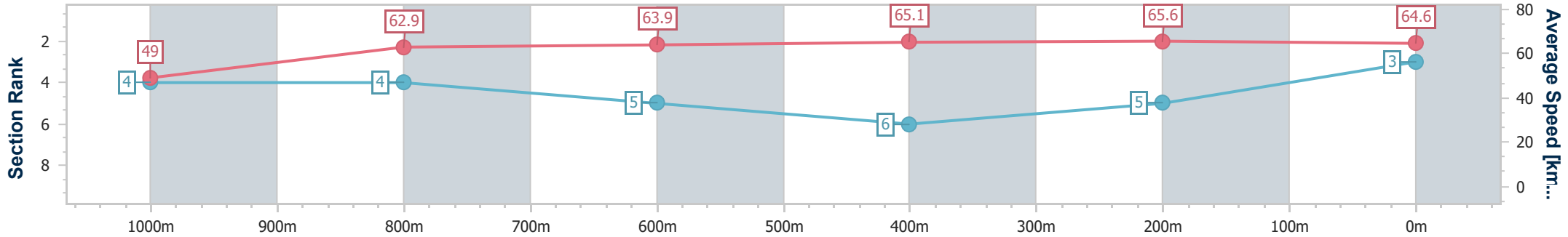
Townsville QLD Professional
Race 7: GREAT NORTHERN BREWING CO OPEN Handicap - 1200m

13 February 2025 - 17:11

Track Rating: Soft 5, Weather: Fine, Rail Position: +2m 1000m-W/Post; True Remainder



Section	Overall	1000m	800m	600m	400m	200m								
Section Times	1:10.68 [3] (0:14.70)	0:55.98 [4] (0:11.39)	0:44.59 [4] (0:11.29)	0:33.30 [5] (0:11.12)	0:22.18 [6] (0:11.00)	0:11.18 [5] (0:11.18)								
Average Speed [km/h]	49.0	62.9	63.9	65.1	65.6	64.6								
Top Speed [km/h]	63.5	64.0	65.5	66.6	67.0	68.0								
Avg. Dist. to Rail [m]	4.4	1.4	0.4	1.2	2.7	6.3								
Avg. Stride Freq. [Hz]	2.3	2.4	2.4	2.5	2.5	2.5								
Avg. Stride Length [m]	5.9	7.4	7.4	7.3	7.2	7.1								



- [] Ranking at each section and finish
- .-.- No data available at this section
- NA No data available



Horse/Jockey Name	Under The Limit
Final Rank	4
Fastest Section Time (Section)	0:11.08 (400m)
Top Speed [km/h] (Section)	66.3 (400m)
Race State	Finished



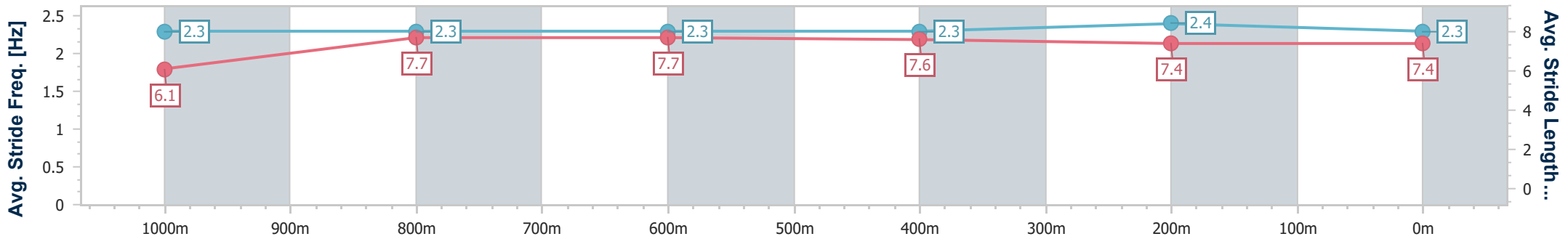
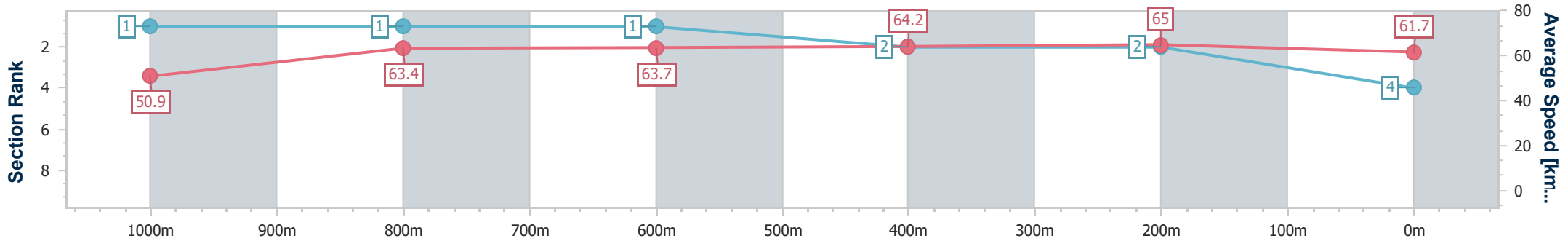
Townsville QLD Professional
Race 7: GREAT NORTHERN BREWING CO OPEN Handicap - 1200m

13 February 2025 - 17:11

Track Rating: Soft 5, Weather: Fine, Rail Position: +2m 1000m-W/Post; True Remainder



Section	Overall	1000m	800m	600m	400m	200m
Section Times	1:10.68 [4] (0:14.13)	0:56.55 [1] (0:11.23)	0:45.32 [1] (0:11.31)	0:34.01 [1] (0:11.24)	0:22.77 [2] (0:11.08)	0:11.69 [2] (0:11.69)
Average Speed [km/h]	50.9	63.4	63.7	64.2	65.0	61.7
Top Speed [km/h]	64.5	65.2	65.0	65.9	66.3	64.1
Avg. Dist. to Rail [m]	5.7	2.2	0.3	0.6	0.3	0.3
Avg. Stride Freq. [Hz]	2.3	2.3	2.3	2.3	2.4	2.3
Avg. Stride Length [m]	6.1	7.7	7.7	7.6	7.4	7.4



- [] Ranking at each section and finish
- .-.- No data available at this section
- NA No data available



Horse/Jockey Name	Brad
Final Rank	5
Fastest Section Time (Section)	0:11.01 (400m)
Top Speed [km/h] (Section)	67.8 (400m)
Race State	Finished



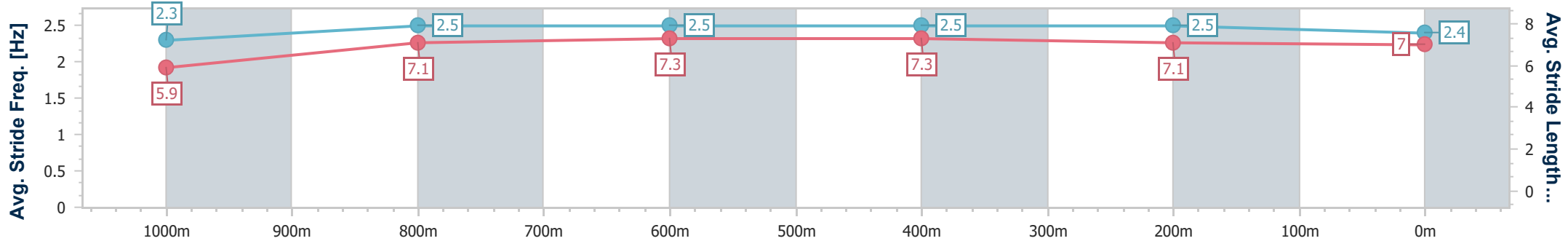
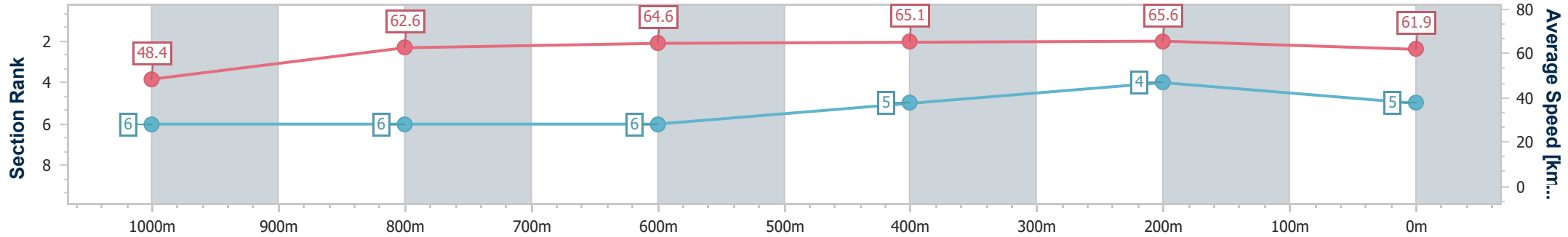
Townsville QLD Professional
Race 7: GREAT NORTHERN BREWING CO OPEN Handicap - 1200m



13 February 2025 - 17:11

Track Rating: Soft 5, Weather: Fine, Rail Position: +2m 1000m-W/Post; True Remainder

Section	Overall	1000m	800m	600m	400m	200m								
Section Times	1:11.11 [5] (0:14.87)	0:56.24 [6] (0:11.41)	0:44.83 [6] (0:11.10)	0:33.73 [6] (0:11.10)	0:22.63 [5] (0:11.01)	0:11.62 [4] (0:11.62)								
Average Speed [km/h]	48.4	62.6	64.6	65.1	65.6	61.9								
Top Speed [km/h]	63.3	63.7	65.9	66.1	67.8	65.0								
Avg. Dist. to Rail [m]	3.5	1.9	0.6	0.9	1.9	2.5								
Avg. Stride Freq. [Hz]	2.3	2.5	2.5	2.5	2.5	2.4								
Avg. Stride Length [m]	5.9	7.1	7.3	7.3	7.1	7.0								



- [] Ranking at each section and finish
- .-.- No data available at this section
- NA No data available



Horse/Jockey Name	King Jester
Final Rank	6
Fastest Section Time (Section)	0:11.11 (600m)
Top Speed [km/h] (Section)	66.5 (800m)
Race State	Finished



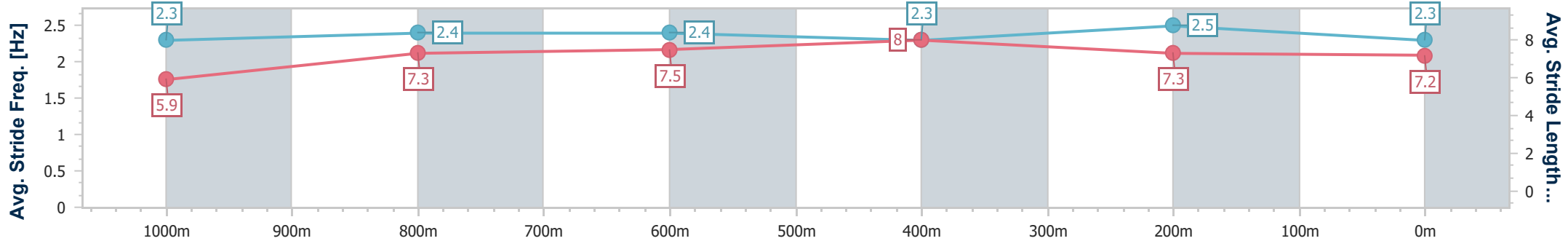
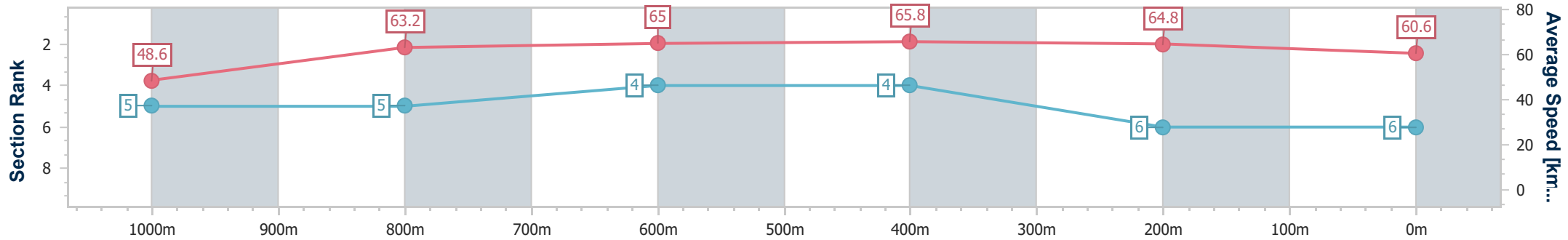
Townsville QLD Professional
Race 7: GREAT NORTHERN BREWING CO OPEN Handicap - 1200m

13 February 2025 - 17:11

Track Rating: Soft 5, Weather: Fine, Rail Position: +2m 1000m-W/Post; True Remainder



Section	Overall	1000m	800m	600m	400m	200m								
Section Times	1:11.54 [6] (0:14.84)	0:56.70 [5] (0:11.36)	0:45.34 [5] (0:11.16)	0:34.18 [4] (0:11.11)	0:23.07 [4] (0:11.18)	0:11.89 [6] (0:11.89)								
Average Speed [km/h]	48.6	63.2	65.0	65.8	64.8	60.6								
Top Speed [km/h]	61.8	64.1	66.5	66.5	65.8	63.5								
Avg. Dist. to Rail [m]	5.3	1.0	1.5	3.0	4.6	5.6								
Avg. Stride Freq. [Hz]	2.3	2.4	2.4	2.3	2.5	2.3								
Avg. Stride Length [m]	5.9	7.3	7.5	8.0	7.3	7.2								



- [] Ranking at each section and finish
- .-.- No data available at this section
- NA No data available



Townsville QLD Professional

Race 8: BOOTS AND BEATS COUNTRY RACEDAY 19 JULY RATINGS

BAND 0 - 55 Handicap - 1200m

13 February 2025 - 17:51



Track Rating: Soft 5, Weather: Fine, Rail Position: +2m 1000m-W/Post; True Remainder

Section		Overall	1000m	800m	600m	400m	200m	Last 600m					
Field Times		1:10.11 (0:14.02)	0:56.09 (0:10.51)	0:45.58 (0:10.74)	0:34.84 (0:11.33)	0:23.51 (0:11.56)	0:11.95 (0:11.95)	0:34.84					
Rank	TAB Horse/Jockey	Barrier	Top Speed [km/h]	Fastest Section								Margin	Distance Travelled [m]
1	8 KIDSTON Micheal McDonald	3	70.1 600m	0:10.63 800m	1:10.11 [1] (0:14.80)	0:55.31 [10] (0:10.88)	0:44.43 [10] (0:10.63)	0:33.80 [10] (0:10.70)	0:23.10 [8] (0:11.15)	0:11.95 [1] (0:11.95)	1:10.11	0:33.80	
2	9 CONVERTOR Denicious Smith	5	69.3 800m	0:10.75 1000m	1:10.54 [2] (0:14.25)	0:56.29 [4] (0:10.75)	0:45.54 [4] (0:10.77)	0:34.77 [4] (0:11.16)	0:23.61 [6] (0:11.59)	0:12.02 [7] (0:12.02)	2.51L	0:34.77	-1
3	4 HE GOES BOOM Nathan Day	6	68.7 1000m	0:10.78 1000m	1:10.59 [3] (0:14.38)	0:56.21 [7] (0:10.78)	0:45.43 [7] (0:10.81)	0:34.62 [7] (0:10.99)	0:23.63 [7] (0:11.41)	0:12.22 [4] (0:12.22)	2.77L	0:34.62	-1
4	7 CATALINA DREAMING Justin Stanley	9	69.5 800m	0:10.64 800m	1:10.68 [4] (0:14.24)	0:56.44 [3] (0:10.92)	0:45.52 [6] (0:10.64)	0:34.88 [5] (0:11.10)	0:23.78 [4] (0:11.49)	0:12.29 [5] (0:12.29)	3.35L	0:34.88	+4
5	2 FALLGUY Ryan Wiggins	4	71.2 800m	0:10.51 1000m	1:10.71 [5] (0:14.02)	0:56.69 [1] (0:10.51)	0:46.18 [1] (0:10.74)	0:35.44 [1] (0:11.33)	0:24.11 [1] (0:11.61)	0:12.50 [2] (0:12.50)	3.51L	0:35.44	+0
6	14 ELLEVES Nathan Thomas	8	69.9 800m	0:10.62 800m	1:10.82 [6] (0:14.51)	0:56.31 [9] (0:10.93)	0:45.38 [9] (0:10.62)	0:34.76 [9] (0:11.06)	0:23.70 [10] (0:11.45)	0:12.25 [9] (0:12.25)	4.15L	0:34.76	+2
7	5 ROBUST BOY Ashley Butler	11	69.4 1000m	0:10.73 800m	1:10.98 [7] (0:14.35)	0:56.63 [6] (0:10.75)	0:45.88 [5] (0:10.73)	0:35.15 [6] (0:11.09)	0:24.06 [5] (0:11.63)	0:12.43 [8] (0:12.43)	5.09L	0:35.15	+9
8	1 DECRYPTING GOLD Aidan Holt	10	69.1 800m	0:10.68 800m	1:11.09 [8] (0:14.41)	0:56.68 [8] (0:10.92)	0:45.76 [8] (0:10.68)	0:35.08 [8] (0:11.09)	0:23.99 [9] (0:11.52)	0:12.47 [10] (0:12.47)	5.73L	0:35.08	+6
9	15 LOOK AT ROSA Wanderson D'Avila	7	70.6 1000m	0:10.50 1000m	1:11.11 [9] (0:14.15)	0:56.96 [2] (0:10.50)	0:46.46 [2] (0:10.82)	0:35.64 [2] (0:11.21)	0:24.43 [2] (0:11.66)	0:12.77 [3] (0:12.77)	5.83L	0:35.64	+2
10	11 SPINELESS Graham Kliese	2	69.9 1000m	0:10.62 1000m	1:11.21 [10] (0:14.26)	0:56.95 [5] (0:10.62)	0:46.33 [3] (0:10.73)	0:35.60 [3] (0:11.20)	0:24.40 [3] (0:11.60)	0:12.80 [6] (0:12.80)	6.47L	0:35.60	-3

Scratched: Imperium (#13), Turn Bird (#12), Ellie's Dream (#10), Sensationbull (#6), Fast Missile (#3)

[] Ranking at each section and finish
 -:-:- No data available at this section
 NA No data available
 SCN Saddle cloth number
 DNF Did not finish
 DNT Did not track



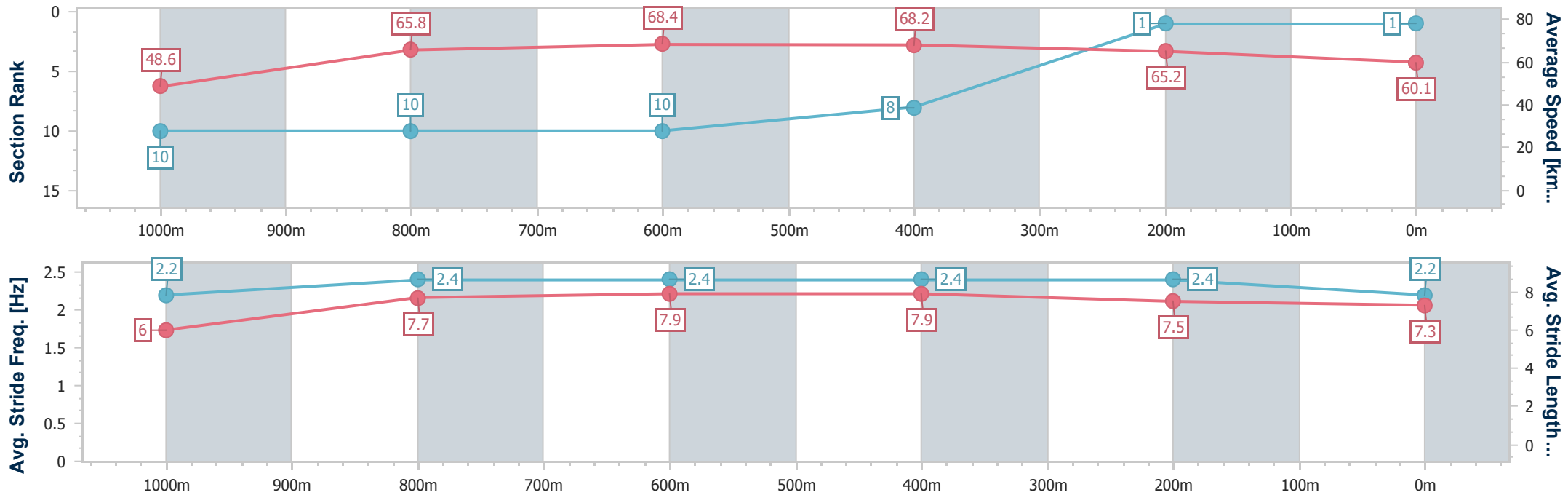
Horse/Jockey Name	Kidston
Final Rank	1
Fastest Section Time (Section)	0:10.63 (800m)
Top Speed [km/h] (Section)	70.1 (600m)
Race State	Finished



Townsville QLD Professional
 Race 8: BOOTS AND BEATS COUNTRY RACEDAY 19 JULY
 RATINGS BAND 0 - 55 Handicap - 1200m
 13 February 2025 - 17:51
 Track Rating: Soft 5, Weather: Fine, Rail Position: +2m 1000m-
 W/Post; True Remainder



Section	Overall	1000m	800m	600m	400m	200m
Section Times	1:10.11 [1] (0:14.80)	0:55.31 [10] (0:10.88)	0:44.43 [10] (0:10.63)	0:33.80 [10] (0:10.70)	0:23.10 [8] (0:11.15)	0:11.95 [1] (0:11.95)
Average Speed [km/h]	48.6	65.8	68.4	68.2	65.2	60.1
Top Speed [km/h]	66.2	67.7	70.0	70.1	67.7	63.4
Avg. Dist. to Rail [m]	4.4	1.0	2.0	2.7	6.7	8.4
Avg. Stride Freq. [Hz]	2.2	2.4	2.4	2.4	2.4	2.2
Avg. Stride Length [m]	6.0	7.7	7.9	7.9	7.5	7.3



- [] Ranking at each section and finish
- .-.- No data available at this section
- NA No data available



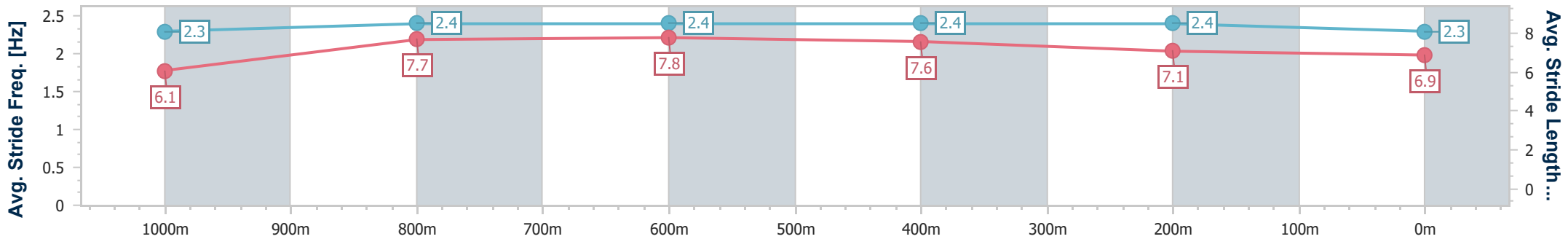
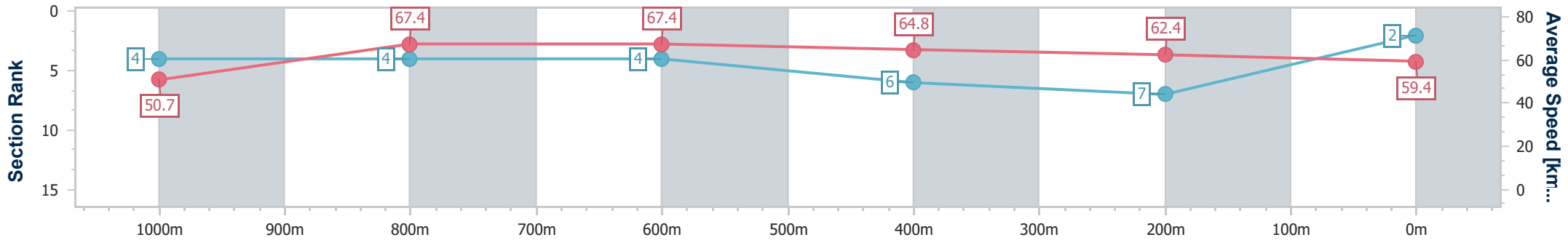
Horse/Jockey Name	Convertor
Final Rank	2
Fastest Section Time (Section)	0:10.75 (1000m)
Top Speed [km/h] (Section)	69.3 (800m)
Race State	Finished



Townsville QLD Professional
 Race 8: BOOTS AND BEATS COUNTRY RACEDAY 19 JULY
 RATINGS BAND 0 - 55 Handicap - 1200m
 13 February 2025 - 17:51
 Track Rating: Soft 5, Weather: Fine, Rail Position: +2m 1000m-
 W/Post; True Remainder



Section	Overall	1000m	800m	600m	400m	200m
Section Times	1:10.54 [2] (0:14.25)	0:56.29 [4] (0:10.75)	0:45.54 [4] (0:10.77)	0:34.77 [4] (0:11.16)	0:23.61 [6] (0:11.59)	0:12.02 [7] (0:12.02)
Average Speed [km/h]	50.7	67.4	67.4	64.8	62.4	59.4
Top Speed [km/h]	68.0	69.0	69.3	66.9	64.4	61.7
Avg. Dist. to Rail [m]	6.9	1.5	1.8	1.1	4.7	7.2
Avg. Stride Freq. [Hz]	2.3	2.4	2.4	2.4	2.4	2.3
Avg. Stride Length [m]	6.1	7.7	7.8	7.6	7.1	6.9



- [] Ranking at each section and finish
- .-.- No data available at this section
- NA No data available



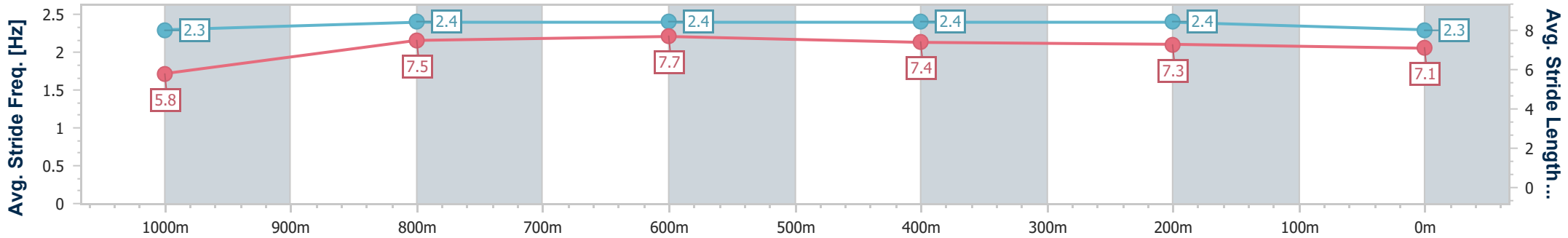
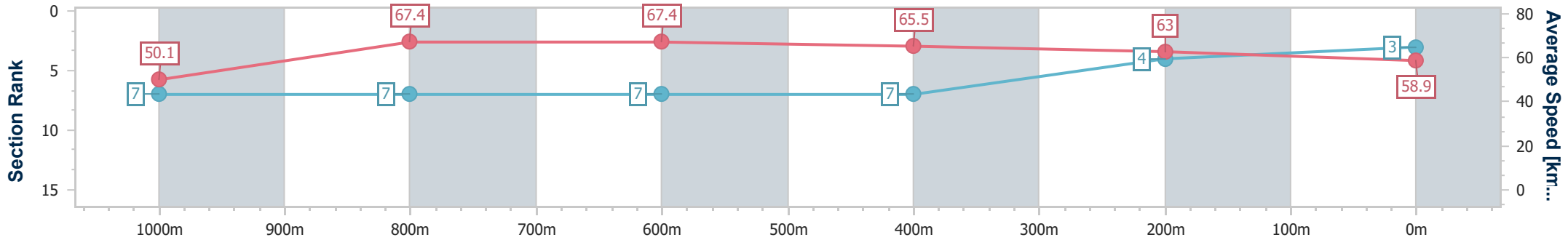
Horse/Jockey Name	He Goes Boom
Final Rank	3
Fastest Section Time (Section)	0:10.78 (1000m)
Top Speed [km/h] (Section)	68.7 (1000m)
Race State	Finished



Townsville QLD Professional
 Race 8: BOOTS AND BEATS COUNTRY RACEDAY 19 JULY
 RATINGS BAND 0 - 55 Handicap - 1200m
 13 February 2025 - 17:51
 Track Rating: Soft 5, Weather: Fine, Rail Position: +2m 1000m-
 W/Post; True Remainder



Section	Overall	1000m	800m	600m	400m	200m								
Section Times	1:10.59 [3] (0:14.38)	0:56.21 [7] (0:10.78)	0:45.43 [7] (0:10.81)	0:34.62 [7] (0:10.99)	0:23.63 [7] (0:11.41)	0:12.22 [4] (0:12.22)								
Average Speed [km/h]	50.1	67.4	67.4	65.5	63.0	58.9								
Top Speed [km/h]	66.8	68.7	68.7	66.4	64.7	61.0								
Avg. Dist. to Rail [m]	6.3	1.7	2.3	1.2	1.6	2.5								
Avg. Stride Freq. [Hz]	2.3	2.4	2.4	2.4	2.4	2.3								
Avg. Stride Length [m]	5.8	7.5	7.7	7.4	7.3	7.1								



- [] Ranking at each section and finish
- .-.- No data available at this section
- NA No data available



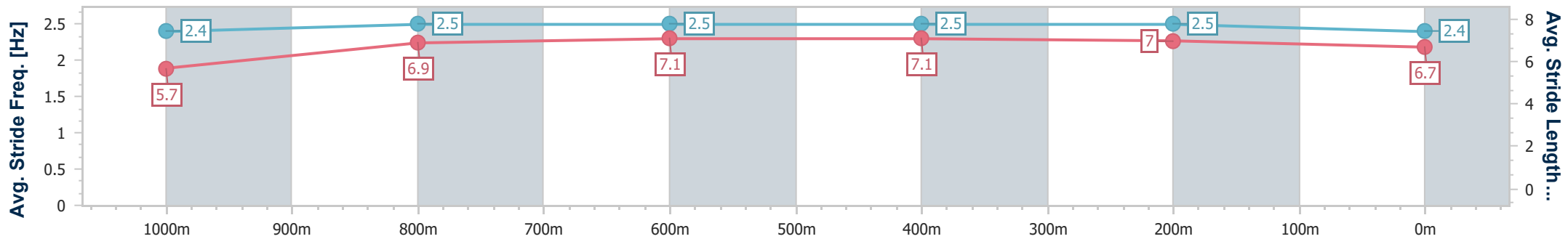
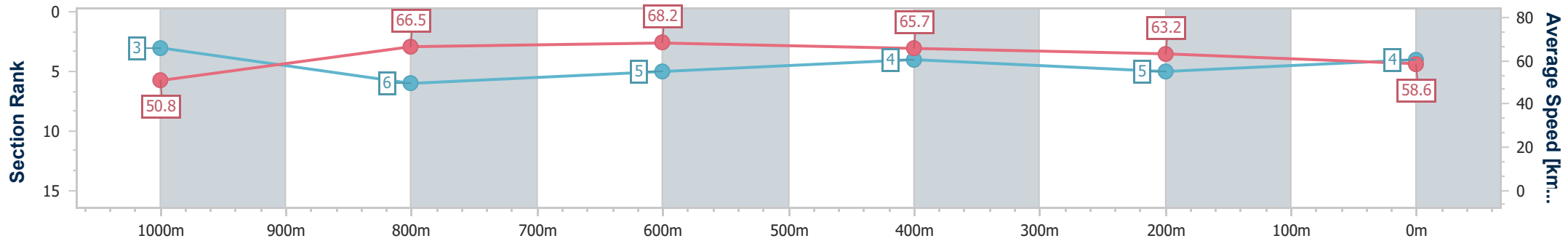
Horse/Jockey Name	Catalina Dreaming
Final Rank	4
Fastest Section Time (Section)	0:10.64 (800m)
Top Speed [km/h] (Section)	69.5 (800m)
Race State	Finished



Townsville QLD Professional
 Race 8: BOOTS AND BEATS COUNTRY RACEDAY 19 JULY
 RATINGS BAND 0 - 55 Handicap - 1200m
 13 February 2025 - 17:51
 Track Rating: Soft 5, Weather: Fine, Rail Position: +2m 1000m-
 W/Post; True Remainder



Section	Overall	1000m	800m	600m	400m	200m
Section Times	1:10.68 [4] (0:14.24)	0:56.44 [3] (0:10.92)	0:45.52 [6] (0:10.64)	0:34.88 [5] (0:11.10)	0:23.78 [4] (0:11.49)	0:12.29 [5] (0:12.29)
Average Speed [km/h]	50.8	66.5	68.2	65.7	63.2	58.6
Top Speed [km/h]	65.7	68.7	69.5	67.1	63.9	62.6
Avg. Dist. to Rail [m]	10.0	1.8	1.5	2.9	4.4	2.8
Avg. Stride Freq. [Hz]	2.4	2.5	2.5	2.5	2.5	2.4
Avg. Stride Length [m]	5.7	6.9	7.1	7.1	7.0	6.7



- [] Ranking at each section and finish
- .-.- No data available at this section
- NA No data available



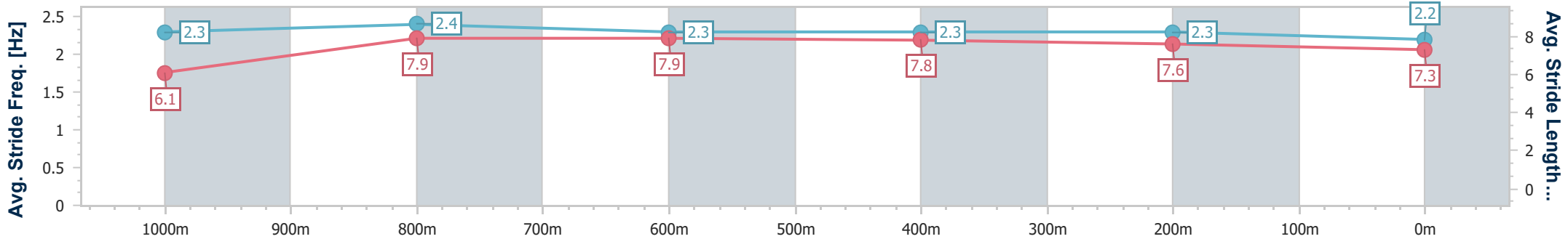
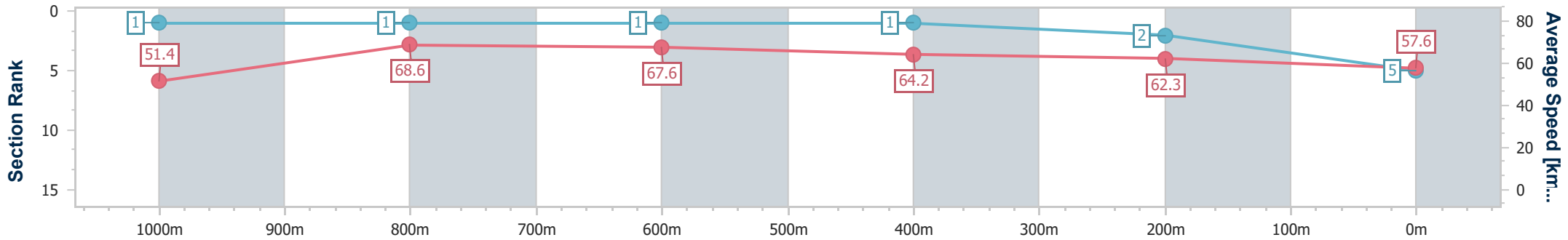
Horse/Jockey Name	Fallguy
Final Rank	5
Fastest Section Time (Section)	0:10.51 (1000m)
Top Speed [km/h] (Section)	71.2 (800m)
Race State	Finished



Townsville QLD Professional
 Race 8: BOOTS AND BEATS COUNTRY RACEDAY 19 JULY
 RATINGS BAND 0 - 55 Handicap - 1200m
 13 February 2025 - 17:51
 Track Rating: Soft 5, Weather: Fine, Rail Position: +2m 1000m-
 W/Post; True Remainder



Section	Overall	1000m	800m	600m	400m	200m								
Section Times	1:10.71 [5] (0:14.02)	0:56.69 [1] (0:10.51)	0:46.18 [1] (0:10.74)	0:35.44 [1] (0:11.33)	0:24.11 [1] (0:11.61)	0:12.50 [2] (0:12.50)								
Average Speed [km/h]	51.4	68.6	67.6	64.2	62.3	57.6								
Top Speed [km/h]	68.8	70.0	71.2	65.9	63.3	60.9								
Avg. Dist. to Rail [m]	5.5	0.9	1.7	1.7	3.7	4.6								
Avg. Stride Freq. [Hz]	2.3	2.4	2.3	2.3	2.3	2.2								
Avg. Stride Length [m]	6.1	7.9	7.9	7.8	7.6	7.3								



- [] Ranking at each section and finish
- .-.- No data available at this section
- NA No data available



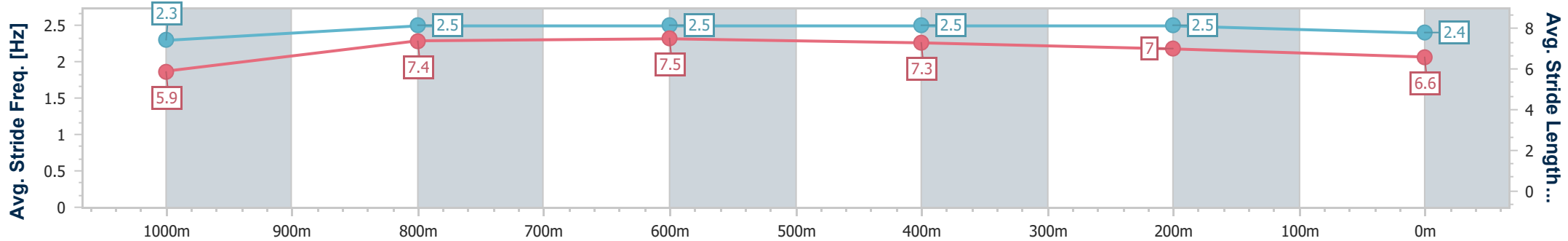
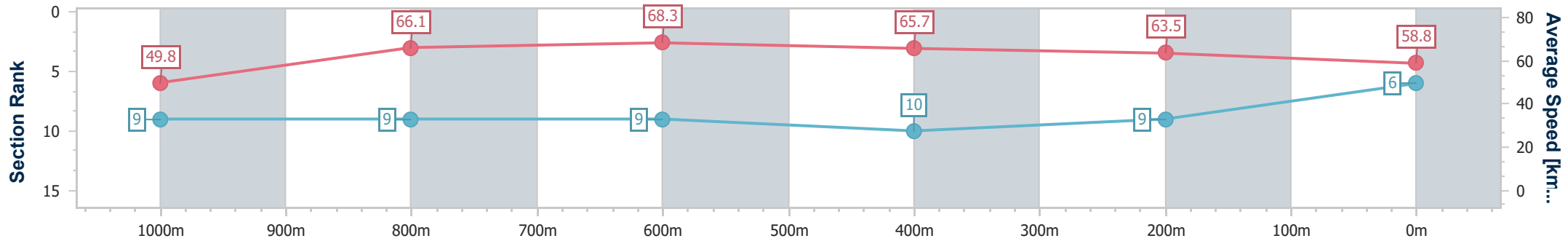
Horse/Jockey Name	Elleves
Final Rank	6
Fastest Section Time (Section)	0:10.62 (800m)
Top Speed [km/h] (Section)	69.9 (800m)
Race State	Finished



Townsville QLD Professional
 Race 8: BOOTS AND BEATS COUNTRY RACEDAY 19 JULY
 RATINGS BAND 0 - 55 Handicap - 1200m
 13 February 2025 - 17:51
 Track Rating: Soft 5, Weather: Fine, Rail Position: +2m 1000m-
 W/Post; True Remainder



Section	Overall	1000m	800m	600m	400m	200m								
Section Times	1:10.82 [6] (0:14.51)	0:56.31 [9] (0:10.93)	0:45.38 [9] (0:10.62)	0:34.76 [9] (0:11.06)	0:23.70 [10] (0:11.45)	0:12.25 [9] (0:12.25)								
Average Speed [km/h]	49.8	66.1	68.3	65.7	63.5	58.8								
Top Speed [km/h]	66.4	67.5	69.9	67.1	64.6	62.0								
Avg. Dist. to Rail [m]	8.5	1.0	1.4	1.9	6.8	9.7								
Avg. Stride Freq. [Hz]	2.3	2.5	2.5	2.5	2.5	2.4								
Avg. Stride Length [m]	5.9	7.4	7.5	7.3	7.0	6.6								



- [] Ranking at each section and finish
- .-.- No data available at this section
- NA No data available



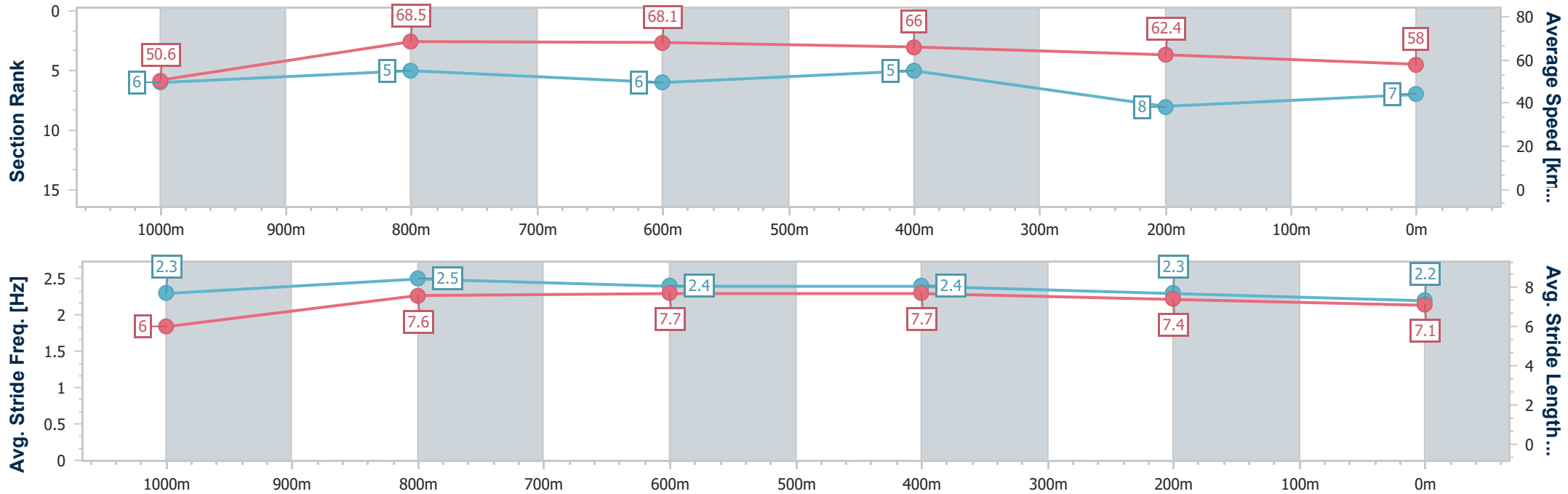
Horse/Jockey Name	Robust Boy
Final Rank	7
Fastest Section Time (Section)	0:10.73 (800m)
Top Speed [km/h] (Section)	69.4 (1000m)
Race State	Finished



Townsville QLD Professional
 Race 8: BOOTS AND BEATS COUNTRY RACEDAY 19 JULY
 RATINGS BAND 0 - 55 Handicap - 1200m
 13 February 2025 - 17:51
 Track Rating: Soft 5, Weather: Fine, Rail Position: +2m 1000m-
 W/Post; True Remainder



Section	Overall	1000m	800m	600m	400m	200m
Section Times	1:10.98 [7] (0:14.35)	0:56.63 [6] (0:10.75)	0:45.88 [5] (0:10.73)	0:35.15 [6] (0:11.09)	0:24.06 [5] (0:11.63)	0:12.43 [8] (0:12.43)
Average Speed [km/h]	50.6	68.5	68.1	66.0	62.4	58.0
Top Speed [km/h]	67.6	69.4	69.2	67.4	65.3	60.0
Avg. Dist. to Rail [m]	13.2	4.5	3.3	3.2	6.0	8.0
Avg. Stride Freq. [Hz]	2.3	2.5	2.4	2.4	2.3	2.2
Avg. Stride Length [m]	6.0	7.6	7.7	7.7	7.4	7.1



- [] Ranking at each section and finish
- .-.- No data available at this section
- NA No data available



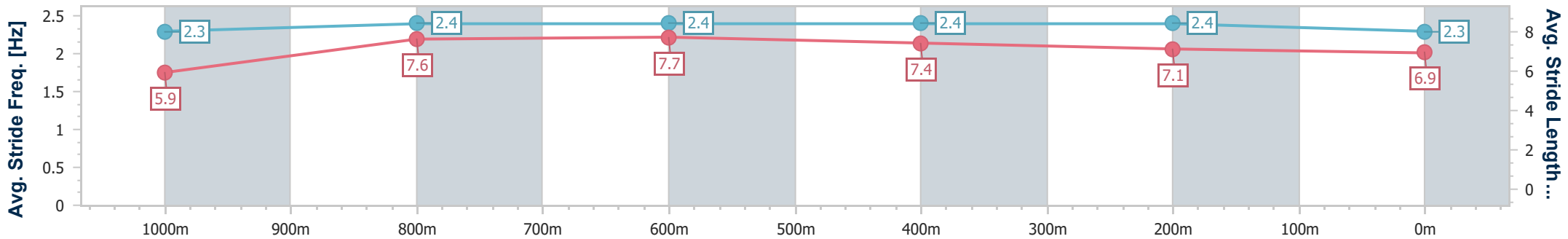
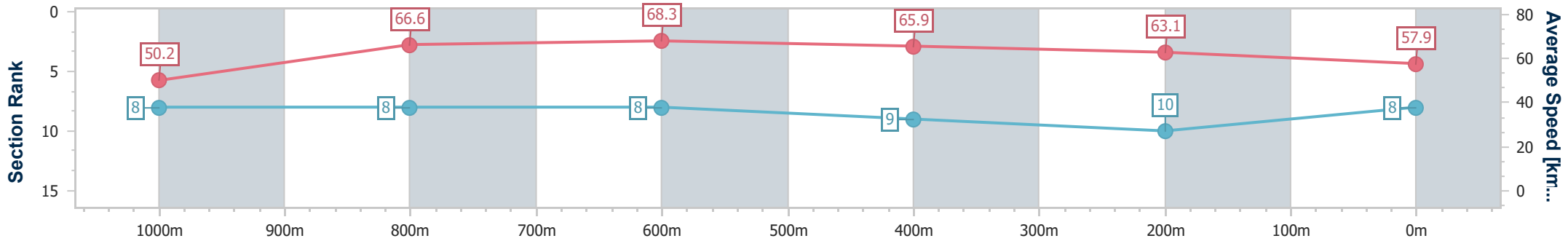
Horse/Jockey Name	Decrypting Gold
Final Rank	8
Fastest Section Time (Section)	0:10.68 (800m)
Top Speed [km/h] (Section)	69.1 (800m)
Race State	Finished



Townsville QLD Professional
 Race 8: BOOTS AND BEATS COUNTRY RACEDAY 19 JULY
 RATINGS BAND 0 - 55 Handicap - 1200m
 13 February 2025 - 17:51
 Track Rating: Soft 5, Weather: Fine, Rail Position: +2m 1000m-
 W/Post; True Remainder



Section	Overall	1000m	800m	600m	400m	200m
Section Times	1:11.09 [8] (0:14.41)	0:56.68 [8] (0:10.92)	0:45.76 [8] (0:10.68)	0:35.08 [8] (0:11.09)	0:23.99 [9] (0:11.52)	0:12.47 [10] (0:12.47)
Average Speed [km/h]	50.2	66.6	68.3	65.9	63.1	57.9
Top Speed [km/h]	65.7	68.3	69.1	67.3	64.2	61.9
Avg. Dist. to Rail [m]	9.8	2.1	2.6	2.9	7.3	10.0
Avg. Stride Freq. [Hz]	2.3	2.4	2.4	2.4	2.4	2.3
Avg. Stride Length [m]	5.9	7.6	7.7	7.4	7.1	6.9



- [] Ranking at each section and finish
- .-.- No data available at this section
- NA No data available



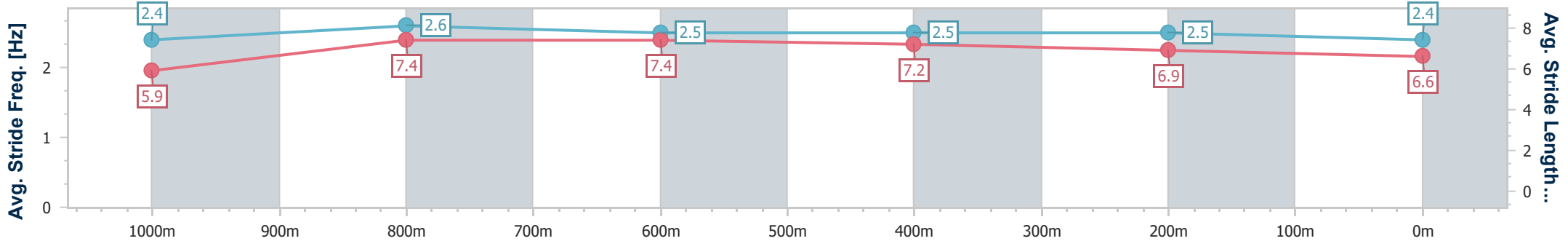
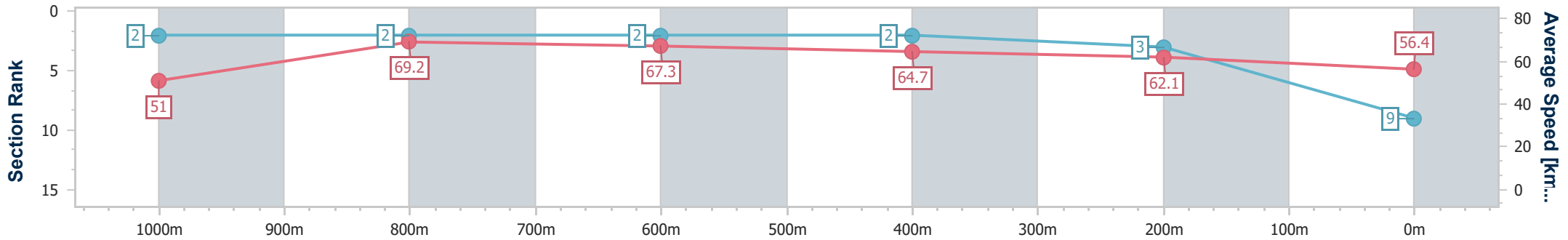
Horse/Jockey Name	Look At Rosa
Final Rank	9
Fastest Section Time (Section)	0:10.50 (1000m)
Top Speed [km/h] (Section)	70.6 (1000m)
Race State	Finished



Townsville QLD Professional
 Race 8: BOOTS AND BEATS COUNTRY RACEDAY 19 JULY
 RATINGS BAND 0 - 55 Handicap - 1200m
 13 February 2025 - 17:51
 Track Rating: Soft 5, Weather: Fine, Rail Position: +2m 1000m-
 W/Post; True Remainder



Section	Overall	1000m	800m	600m	400m	200m								
Section Times	1:11.11 [9] (0:14.15)	0:56.96 [2] (0:10.50)	0:46.46 [2] (0:10.82)	0:35.64 [2] (0:11.21)	0:24.43 [2] (0:11.66)	0:12.77 [3] (0:12.77)								
Average Speed [km/h]	51.0	69.2	67.3	64.7	62.1	56.4								
Top Speed [km/h]	69.8	70.6	69.0	66.5	62.9	60.3								
Avg. Dist. to Rail [m]	7.7	1.7	2.2	1.6	3.1	4.8								
Avg. Stride Freq. [Hz]	2.4	2.6	2.5	2.5	2.5	2.4								
Avg. Stride Length [m]	5.9	7.4	7.4	7.2	6.9	6.6								



- [] Ranking at each section and finish
- .-.- No data available at this section
- NA No data available



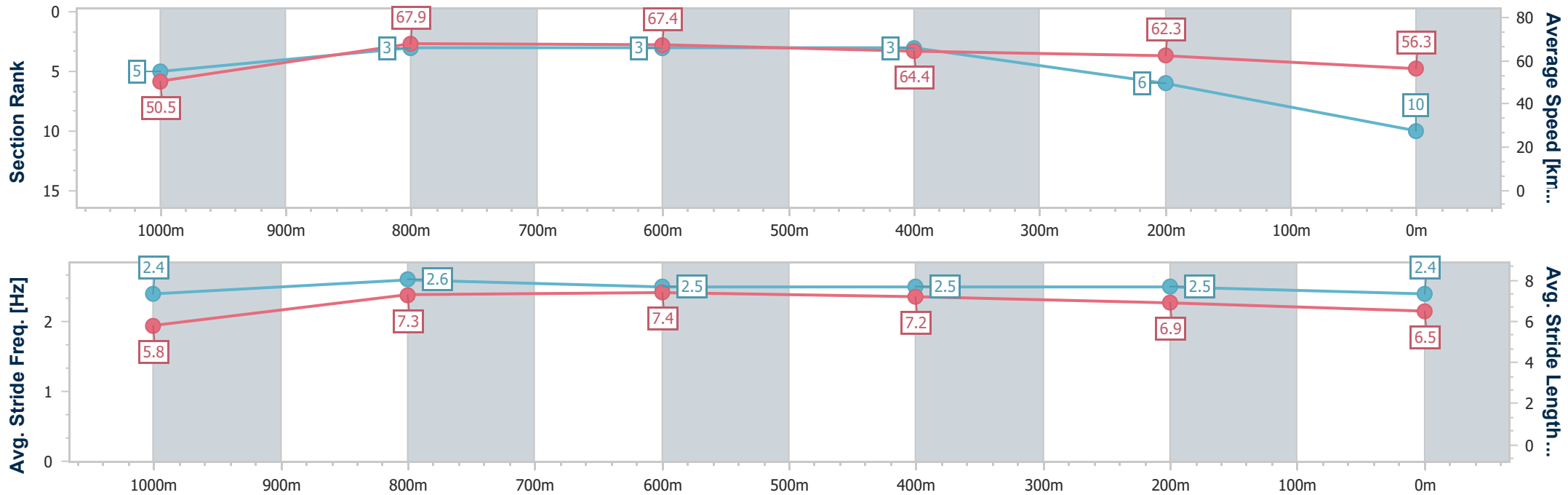
Horse/Jockey Name	Spineless
Final Rank	10
Fastest Section Time (Section)	0:10.62 (1000m)
Top Speed [km/h] (Section)	69.9 (1000m)
Race State	Finished



Townsville QLD Professional
 Race 8: BOOTS AND BEATS COUNTRY RACEDAY 19 JULY
 RATINGS BAND 0 - 55 Handicap - 1200m
 13 February 2025 - 17:51
 Track Rating: Soft 5, Weather: Fine, Rail Position: +2m 1000m-
 W/Post; True Remainder



Section	Overall	1000m	800m	600m	400m	200m							
Section Times	1:11.21 [10] (0:14.26)	0:56.95 [5] (0:10.62)	0:46.33 [3] (0:10.73)	0:35.60 [3] (0:11.20)	0:24.40 [3] (0:11.60)	0:12.80 [6] (0:12.80)							
Average Speed [km/h]	50.5	67.9	67.4	64.4	62.3	56.3							
Top Speed [km/h]	66.4	69.9	69.1	66.4	64.5	59.4							
Avg. Dist. to Rail [m]	3.5	0.9	1.0	0.8	1.5	1.9							
Avg. Stride Freq. [Hz]	2.4	2.6	2.5	2.5	2.5	2.4							
Avg. Stride Length [m]	5.8	7.3	7.4	7.2	6.9	6.5							



- [] Ranking at each section and finish
- .-.- No data available at this section
- NA No data available