



Eagle Farm QLD Professional

Race 1: RACECOURSE VILLAGE QTIS Two-Year-Old Handicap - 1300m

15 February 2025 - 12:13



BRISBANE
RACING CLUB

Track Rating: Soft 6, Weather: Overcast, Rail Position: +0.5m Entire

Section		Overall	1200m	1000m	800m	600m	400m	Last 600m				
Field Times		1:18.27 (0:08.14)	1:10.13 (0:11.09)	0:59.04 (0:11.37)	0:47.67 (0:11.74)	0:35.93 (0:11.59)	0:24.34 (0:11.86)	0:35.93				
Rank	TAB Horse/Jockey	Barrier	Top Speed [km/h]	Fastest Section	Distance Travelled [m]							
1	4 LOVE TO TORQUE Kyle Wilson-Taylor	6	66.2 1200m	0:08.67 Overall	1:18.27 [1] (0:08.67)	1:09.60 [6] (0:11.50)	0:58.10 [6] (0:11.19)	0:46.91 [6] (0:11.67)	0:35.24 [6] (0:11.39)	0:23.85 [6] (0:11.57)	0:35.24	
2	3 NOTTINGTON PRINCE Ryan Maloney	5	65.9 1000m	0:08.32 Overall	1:18.40 [2] (0:08.32)	1:10.08 [4] (0:11.26)	0:58.82 [5] (0:11.23)	0:47.59 [2] (0:11.93)	0:35.66 [3] (0:11.35)	0:24.31 [2] (0:11.70)	0:35.66	+5
3	1 ATOMIC TIME James Orman	1	65.4 1000m	0:08.15 Overall	1:18.42 [3] (0:08.15)	1:10.27 [2] (0:11.30)	0:58.97 [3] (0:11.44)	0:47.53 [4] (0:11.80)	0:35.73 [2] (0:11.48)	0:24.25 [4] (0:11.65)	0:35.73	-7
4	5 PIGGIETALES Michael Rodd	3	66.0 1200m	0:08.99 Overall	1:18.49 [4] (0:08.99)	1:09.50 [7] (0:11.43)	0:58.07 [7] (0:11.32)	0:46.75 [7] (0:11.64)	0:35.11 [7] (0:11.51)	0:23.60 [7] (0:11.27)	0:35.11	+4
5	2 MR WORTHINGTON Boris Thornton	4	65.8 1200m	0:08.14 Overall	1:18.79 [5] (0:08.14)	1:10.65 [1] (0:11.30)	0:59.35 [2] (0:11.47)	0:47.88 [5] (0:11.96)	0:35.92 [5] (0:11.39)	0:24.53 [5] (0:11.62)	0:35.92	+6
6	7 ZOUSAIN GIRL Mark Du Plessis	7	67.1 1200m	0:08.38 Overall	1:19.52 [6] (0:08.38)	1:11.14 [5] (0:11.14)	1:00.00 [4] (0:11.32)	0:48.68 [3] (0:11.91)	0:36.77 [4] (0:11.41)	0:25.36 [3] (0:11.86)	0:36.77	+1
7	6 PIERTAGA Vlad Duric	2	67.0 1200m	0:08.26 Overall	1:19.98 [7] (0:08.26)	1:11.72 [3] (0:10.97)	1:00.75 [1] (0:11.37)	0:49.38 [1] (0:11.74)	0:37.64 [1] (0:11.59)	0:26.05 [1] (0:12.26)	0:37.64	-1



Eagle Farm QLD Professional

Race 1: RACECOURSE VILLAGE QTIS Two-Year-Old Handicap - 1300m

15 February 2025 - 12:13



BRISBANE
RACING CLUB

Track Rating: Soft 6, Weather: Overcast, Rail Position: +0.5m Entire

Section				200m				Last 600m	
Field Times				0:12.48 (0:12.48)				0:35.93	
Rank	TAB	Horse/Jockey	Barrier	Top Speed [km/h]	Fastest Section	Margin			Distance Travelled [m]
1	4	LOVE TO TORQUE Kyle Wilson-Taylor	6	66.2 1200m	0:08.67 Overall	0:12.28 [4] (0:12.28)	1:18.27		0:35.24
2	3	NOTTINGTON PRINCE Ryan Maloney	5	65.9 1000m	0:08.32 Overall	0:12.61 [1] (0:12.61)	0.76L		0:35.66 +5
3	1	ATOMIC TIME James Orman	1	65.4 1000m	0:08.15 Overall	0:12.60 [2] (0:12.60)	0.83L		0:35.73 -7
4	5	PIGGIETALES Michael Rodd	3	66.0 1200m	0:08.99 Overall	0:12.33 [6] (0:12.33)	1.27L		0:35.11 +4
5	2	MR WORTHINGTON Boris Thornton	4	65.8 1200m	0:08.14 Overall	0:12.91 [3] (0:12.91)	3.05L		0:35.92 +6
6	7	ZOUSAIN GIRL Mark Du Plessis	7	67.1 1200m	0:08.38 Overall	0:13.50 [5] (0:13.50)	7.35L		0:36.77 +1
7	6	PIERTAGA Vlad Duric	2	67.0 1200m	0:08.26 Overall	0:13.79 [7] (0:13.79)	10.01L		0:37.64 -1



Horse/Jockey Name	Love To Torque
Final Rank	1
Fastest Section Time (Section)	0:08.67 (Overall)
Top Speed [km/h] (Section)	66.2 (1200m)
Race State	Finished



Eagle Farm QLD Professional
Race 1: RACECOURSE VILLAGE QTIS Two-Year-Old Handicap
- 1300m

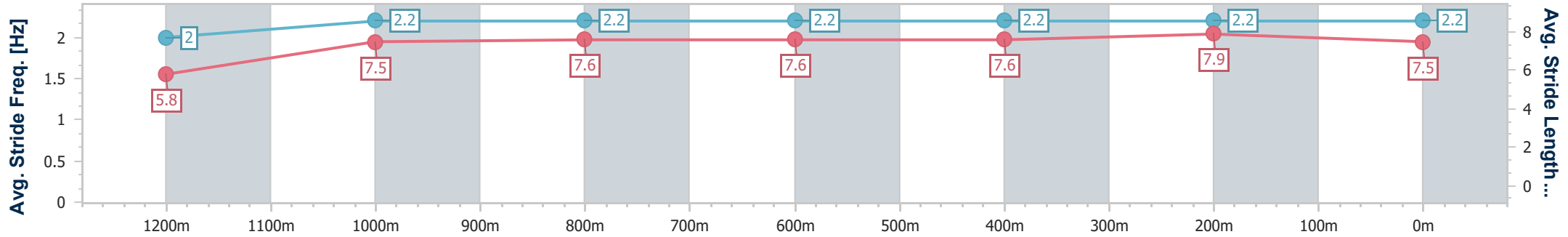
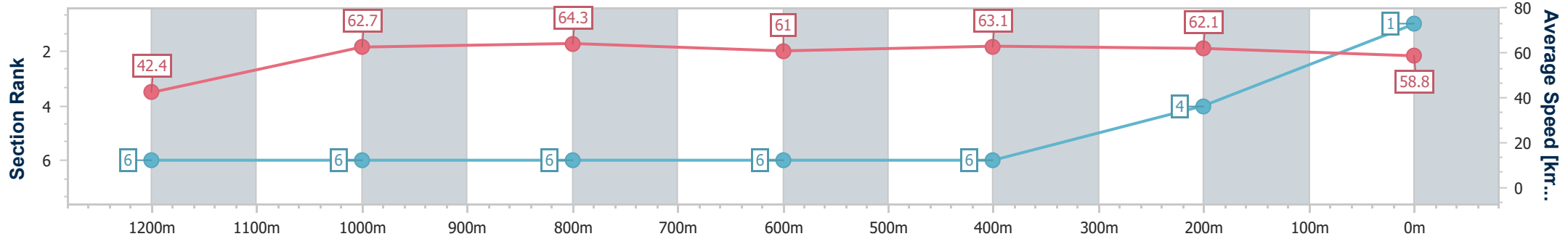


15 February 2025 - 12:13

BRISBANE RACING CLUB

Track Rating: Soft 6, Weather: Overcast, Rail Position: +0.5m Entire

Section	Overall	1200m	1000m	800m	600m	400m	200m
Section Times	1:18.27 [1] (0:08.67)	1:09.60 [6] (0:11.50)	0:58.10 [6] (0:11.19)	0:46.91 [6] (0:11.67)	0:35.24 [6] (0:11.39)	0:23.85 [6] (0:11.57)	0:12.28 [4] (0:12.28)
Average Speed [km/h]	42.4	62.7	64.3	61.0	63.1	62.1	58.8
Top Speed [km/h]	54.9	66.2	65.4	64.1	64.8	64.7	61.5
Avg. Dist. to Rail [m]	14.3	2.6	0.9	1.8	1.0	4.2	7.3
Avg. Stride Freq. [Hz]	2.0	2.2	2.2	2.2	2.2	2.2	2.2
Avg. Stride Length [m]	5.8	7.5	7.6	7.6	7.6	7.9	7.5



- [] Ranking at each section and finish
- .-.- No data available at this section
- NA No data available



Horse/Jockey Name	Nottingham Prince
Final Rank	2
Fastest Section Time (Section)	0:08.32 (Overall)
Top Speed [km/h] (Section)	65.9 (1000m)
Race State	Finished



Eagle Farm QLD Professional
Race 1: RACECOURSE VILLAGE QTIS Two-Year-Old Handicap
- 1300m

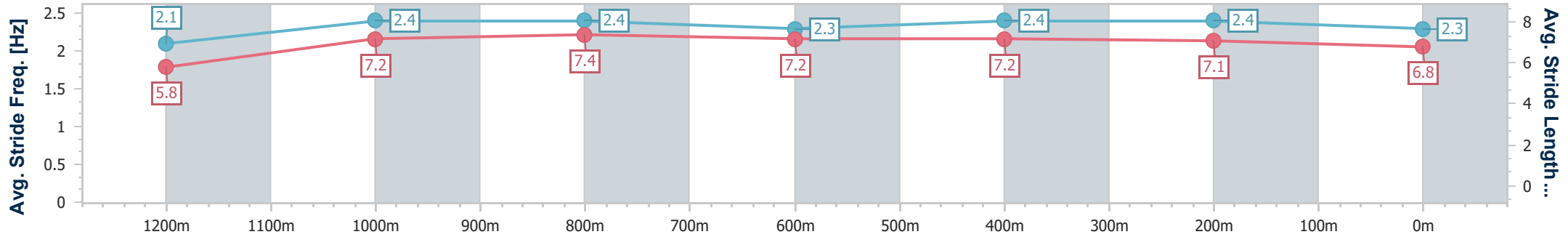
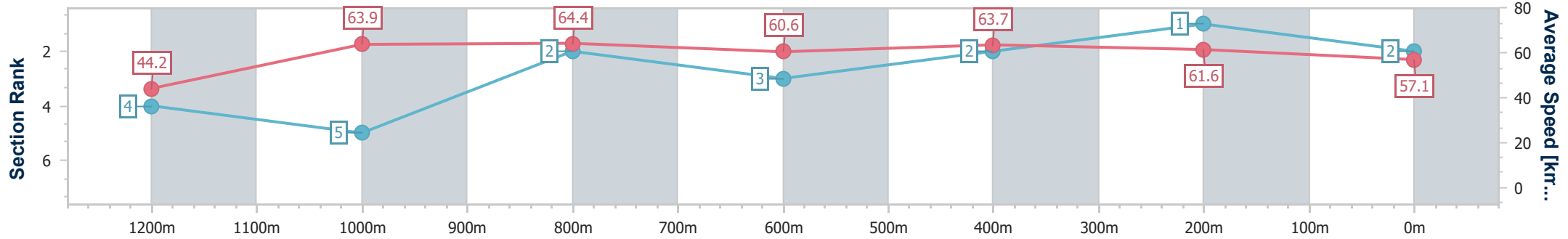


BRISBANE
RACING CLUB

15 February 2025 - 12:13

Track Rating: Soft 6, Weather: Overcast, Rail Position: +0.5m Entire

Section	Overall	1200m	1000m	800m	600m	400m	200m
Section Times	1:18.40 [2] (0:08.32)	1:10.08 [4] (0:11.26)	0:58.82 [5] (0:11.23)	0:47.59 [2] (0:11.93)	0:35.66 [3] (0:11.35)	0:24.31 [2] (0:11.70)	0:12.61 [1] (0:12.61)
Average Speed [km/h]	44.2	63.9	64.4	60.6	63.7	61.6	57.1
Top Speed [km/h]	57.2	65.6	65.9	62.5	64.4	63.4	59.7
Avg. Dist. to Rail [m]	13.3	1.9	0.7	0.6	1.4	4.2	4.7
Avg. Stride Freq. [Hz]	2.1	2.4	2.4	2.3	2.4	2.4	2.3
Avg. Stride Length [m]	5.8	7.2	7.4	7.2	7.2	7.1	6.8



- [] Ranking at each section and finish
- .-.- No data available at this section
- NA No data available



Horse/Jockey Name	Atomic Time
Final Rank	3
Fastest Section Time (Section)	0:08.15 (Overall)
Top Speed [km/h] (Section)	65.4 (1000m)
Race State	Finished



Eagle Farm QLD Professional
Race 1: RACECOURSE VILLAGE QTIS Two-Year-Old Handicap
- 1300m

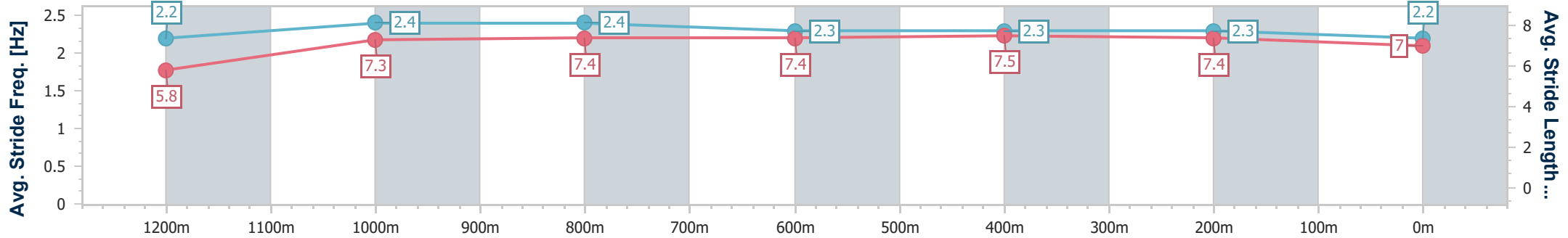
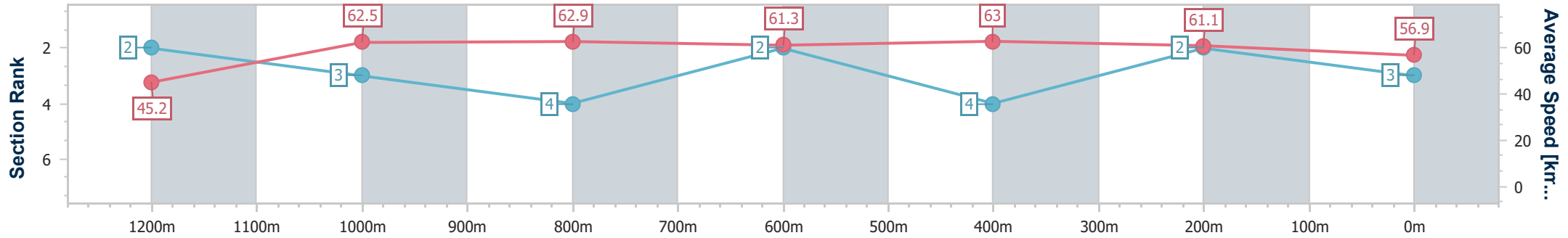


15 February 2025 - 12:13

BRISBANE
RACING CLUB

Track Rating: Soft 6, Weather: Overcast, Rail Position: +0.5m Entire

Section	Overall	1200m	1000m	800m	600m	400m	200m
Section Times	1:18.42 [3] (0:08.15)	1:10.27 [2] (0:11.30)	0:58.97 [3] (0:11.44)	0:47.53 [4] (0:11.80)	0:35.73 [2] (0:11.48)	0:24.25 [4] (0:11.65)	0:12.60 [2] (0:12.60)
Average Speed [km/h]	45.2	62.5	62.9	61.3	63.0	61.1	56.9
Top Speed [km/h]	45.4	65.1	65.4	63.9	63.6	63.8	62.2
Avg. Dist. to Rail [m]	9.3	0.8	0.4	0.9	0.8	4.2	5.4
Avg. Stride Freq. [Hz]	2.2	2.4	2.4	2.3	2.3	2.3	2.2
Avg. Stride Length [m]	5.8	7.3	7.4	7.4	7.5	7.4	7.0



- [] Ranking at each section and finish
- .-.- No data available at this section
- NA No data available



Horse/Jockey Name	Piggietales
Final Rank	4
Fastest Section Time (Section)	0:08.99 (Overall)
Top Speed [km/h] (Section)	66.0 (1200m)
Race State	Finished



Eagle Farm QLD Professional
Race 1: RACECOURSE VILLAGE QTIS Two-Year-Old Handicap
- 1300m

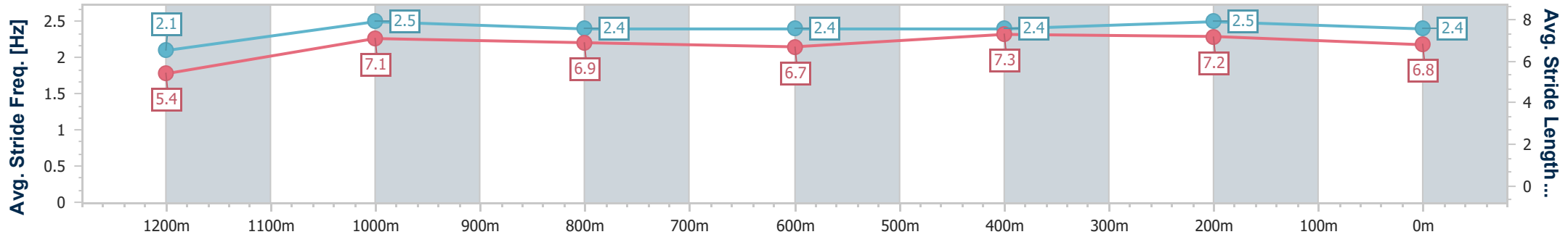
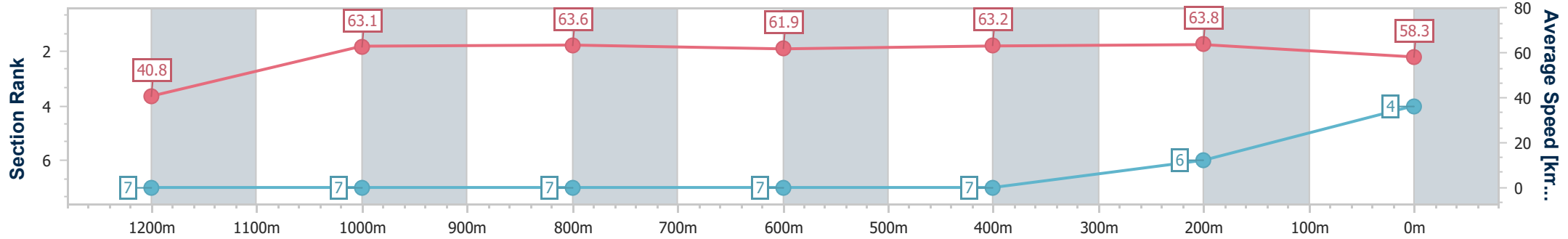


15 February 2025 - 12:13

BRISBANE RACING CLUB

Track Rating: Soft 6, Weather: Overcast, Rail Position: +0.5m Entire

Section	Overall	1200m	1000m	800m	600m	400m	200m
Section Times	1:18.49 [4] (0:08.99)	1:09.50 [7] (0:11.43)	0:58.07 [7] (0:11.32)	0:46.75 [7] (0:11.64)	0:35.11 [7] (0:11.51)	0:23.60 [7] (0:11.27)	0:12.33 [6] (0:12.33)
Average Speed [km/h]	40.8	63.1	63.6	61.9	63.2	63.8	58.3
Top Speed [km/h]	60.1	66.0	65.4	65.4	64.1	65.0	61.6
Avg. Dist. to Rail [m]	12.4	2.9	0.7	0.3	1.8	8.1	10.5
Avg. Stride Freq. [Hz]	2.1	2.5	2.4	2.4	2.4	2.5	2.4
Avg. Stride Length [m]	5.4	7.1	6.9	6.7	7.3	7.2	6.8



- [] Ranking at each section and finish
- .-.- No data available at this section
- NA No data available



Horse/Jockey Name	Mr Worthington
Final Rank	5
Fastest Section Time (Section)	0:08.14 (Overall)
Top Speed [km/h] (Section)	65.8 (1200m)
Race State	Finished



Eagle Farm QLD Professional
Race 1: RACECOURSE VILLAGE QTIS Two-Year-Old Handicap
- 1300m

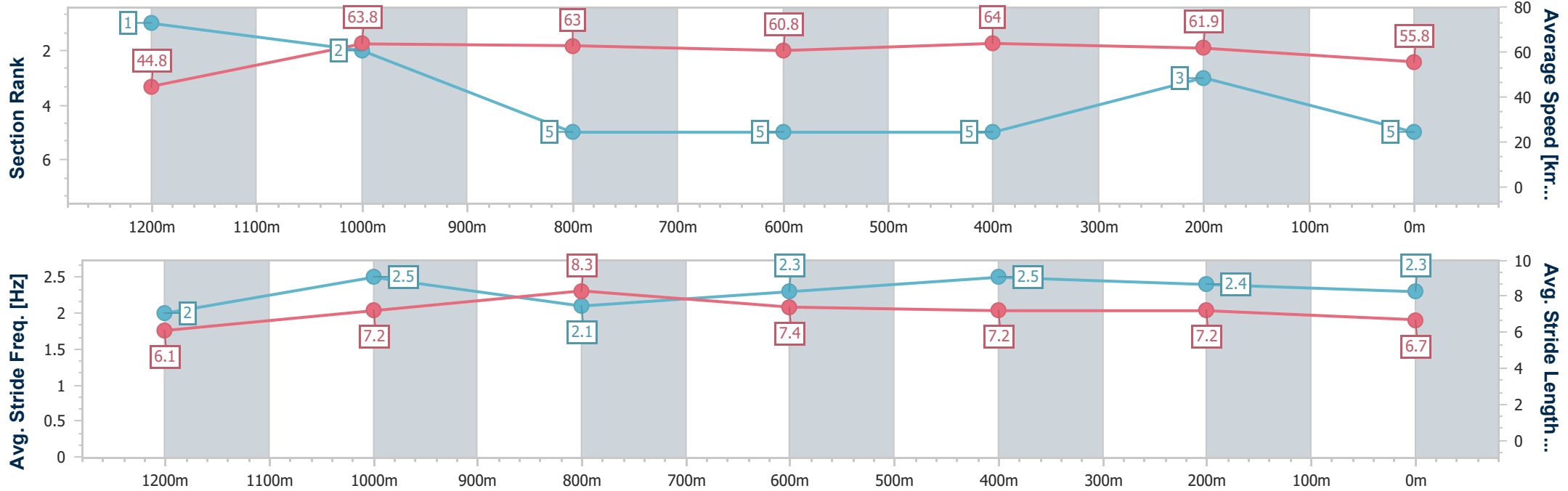


15 February 2025 - 12:13

BRISBANE RACING CLUB

Track Rating: Soft 6, Weather: Overcast, Rail Position: +0.5m Entire

Section	Overall	1200m	1000m	800m	600m	400m	200m
Section Times	1:18.79 [5] (0:08.14)	1:10.65 [1] (0:11.30)	0:59.35 [2] (0:11.47)	0:47.88 [5] (0:11.96)	0:35.92 [5] (0:11.39)	0:24.53 [5] (0:11.62)	0:12.91 [3] (0:12.91)
Average Speed [km/h]	44.8	63.8	63.0	60.8	64.0	61.9	55.8
Top Speed [km/h]	58.8	65.8	64.6	62.6	65.8	64.6	58.9
Avg. Dist. to Rail [m]	12.4	3.6	1.0	1.8	2.2	5.2	6.6
Avg. Stride Freq. [Hz]	2.0	2.5	2.1	2.3	2.5	2.4	2.3
Avg. Stride Length [m]	6.1	7.2	8.3	7.4	7.2	7.2	6.7



- [] Ranking at each section and finish
- .-.- No data available at this section
- NA No data available



Horse/Jockey Name	Zousain Girl
Final Rank	6
Fastest Section Time (Section)	0:08.38 (Overall)
Top Speed [km/h] (Section)	67.1 (1200m)
Race State	Finished



Eagle Farm QLD Professional
Race 1: RACECOURSE VILLAGE QTIS Two-Year-Old Handicap
- 1300m

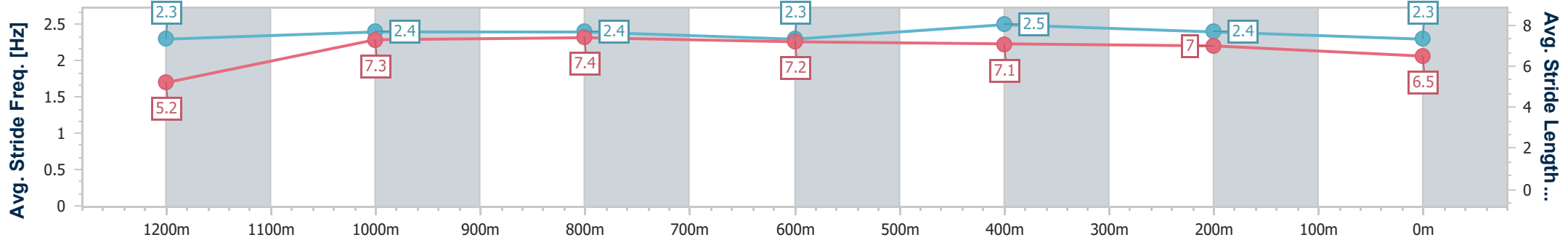
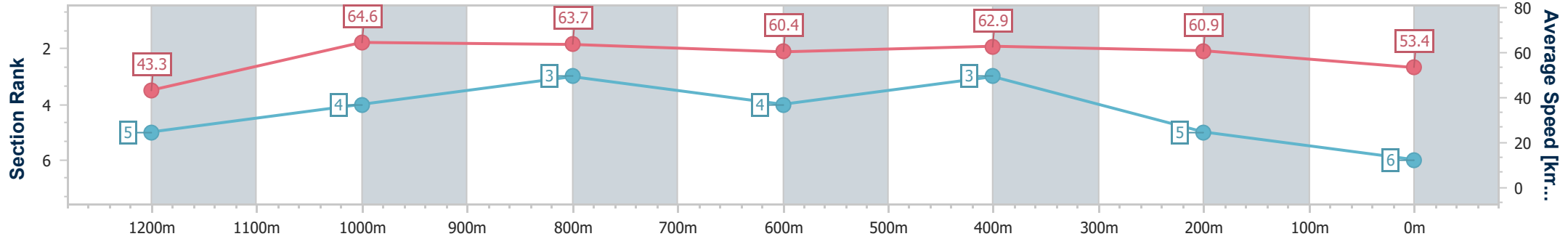


15 February 2025 - 12:13

BRISBANE RACING CLUB

Track Rating: Soft 6, Weather: Overcast, Rail Position: +0.5m Entire

Section	Overall	1200m	1000m	800m	600m	400m	200m
Section Times	1:19.52 [6] (0:08.38)	1:11.14 [5] (0:11.14)	1:00.00 [4] (0:11.32)	0:48.68 [3] (0:11.91)	0:36.77 [4] (0:11.41)	0:25.36 [3] (0:11.86)	0:13.50 [5] (0:13.50)
Average Speed [km/h]	43.3	64.6	63.7	60.4	62.9	60.9	53.4
Top Speed [km/h]	63.0	67.1	64.7	62.1	64.2	63.2	57.1
Avg. Dist. to Rail [m]	12.9	0.6	0.2	0.2	0.5	2.8	3.2
Avg. Stride Freq. [Hz]	2.3	2.4	2.4	2.3	2.5	2.4	2.3
Avg. Stride Length [m]	5.2	7.3	7.4	7.2	7.1	7.0	6.5



- [] Ranking at each section and finish
- .-.- No data available at this section
- NA No data available



Horse/Jockey Name	Piertaga
Final Rank	7
Fastest Section Time (Section)	0:08.26 (Overall)
Top Speed [km/h] (Section)	67.0 (1200m)
Race State	Finished



Eagle Farm QLD Professional
Race 1: RACECOURSE VILLAGE QTIS Two-Year-Old Handicap
- 1300m

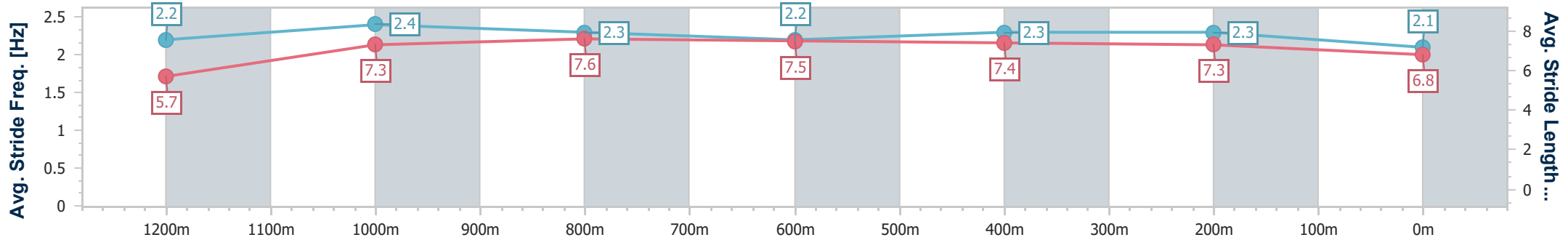
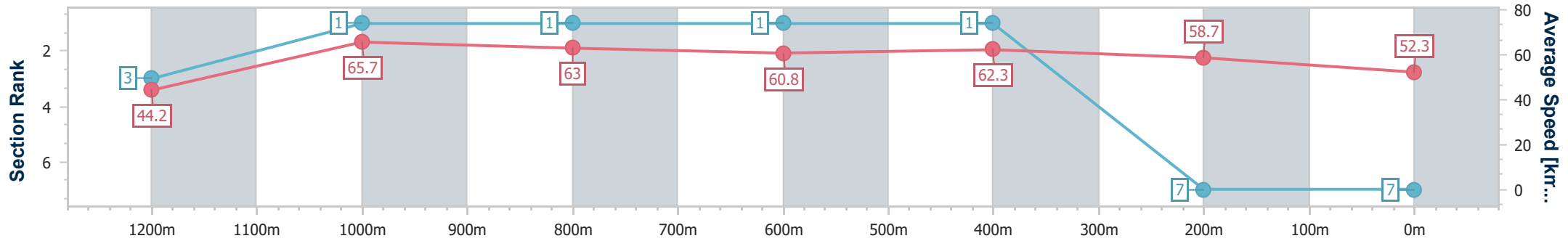


15 February 2025 - 12:13

BRISBANE RACING CLUB

Track Rating: Soft 6, Weather: Overcast, Rail Position: +0.5m Entire

Section	Overall	1200m	1000m	800m	600m	400m	200m
Section Times	1:19.98 [7] (0:08.26)	1:11.72 [3] (0:10.97)	1:00.75 [1] (0:11.37)	0:49.38 [1] (0:11.74)	0:37.64 [1] (0:11.59)	0:26.05 [1] (0:12.26)	0:13.79 [7] (0:13.79)
Average Speed [km/h]	44.2	65.7	63.0	60.8	62.3	58.7	52.3
Top Speed [km/h]	61.8	67.0	65.5	61.9	63.1	63.9	55.5
Avg. Dist. to Rail [m]	10.3	1.6	0.9	1.3	1.1	4.2	2.9
Avg. Stride Freq. [Hz]	2.2	2.4	2.3	2.2	2.3	2.3	2.1
Avg. Stride Length [m]	5.7	7.3	7.6	7.5	7.4	7.3	6.8



- [] Ranking at each section and finish
- .-.- No data available at this section
- NA No data available



Eagle Farm QLD Professional

Race 2: GIRLS DAY OUT 1 MARCH Class 3 Plate - 1800m

15 February 2025 - 12:49



BRISBANE
RACING CLUB

Track Rating: Soft 6, Weather: Overcast, Rail Position: +0.5m Entire

Section													Overall	1600m	1400m	1200m	1000m	800m	600m	Last 600m
Field Times													1:53.10 (0:15.07)	1:38.03 (0:12.13)	1:25.90 (0:13.00)	1:12.90 (0:13.33)	0:59.57 (0:12.98)	0:46.59 (0:11.89)	0:34.70 (0:11.56)	0:34.70
Rank	TAB	Horse/Jockey	Barrier	Top Speed [km/h]	Fastest Section								Distance Travelled [m]							
1	1	BARAZIN Andrew Mallyon	2	65.5 400m	0:11.11 400m	1:53.10 [1] (0:15.17)	1:37.93 [3] (0:12.25)	1:25.68 [3] (0:13.07)	1:12.61 [3] (0:13.33)	0:59.28 [3] (0:12.97)	0:46.31 [4] (0:11.82)	0:34.49 [4] (0:11.50)	0:34.49							
2	11	JOVITA Michael Rodd	3	67.1 400m	0:11.12 400m	1:53.53 [2] (0:15.25)	1:38.28 [4] (0:12.17)	1:26.11 [4] (0:13.15)	1:12.96 [4] (0:13.32)	0:59.64 [4] (0:12.87)	0:46.77 [3] (0:11.82)	0:34.95 [3] (0:11.49)	0:34.95 +8							
3	12	KHANT QUIT Nikita Beriman	6	64.3 400m	0:11.38 400m	1:53.59 [3] (0:15.07)	1:38.52 [1] (0:12.13)	1:26.39 [1] (0:13.00)	1:13.39 [1] (0:13.33)	1:00.06 [1] (0:12.98)	0:47.08 [1] (0:11.90)	0:35.18 [2] (0:11.58)	0:35.18 +8							
4	8	HEREDITARY Boris Thornton	8	66.5 600m	0:11.08 400m	1:53.64 [4] (0:15.75)	1:37.89 [8] (0:12.34)	1:25.55 [9] (0:13.25)	1:12.30 [9] (0:13.28)	0:59.02 [9] (0:12.85)	0:46.17 [9] (0:11.70)	0:34.47 [9] (0:11.25)	0:34.47 +9							
5	6	SMART ACTION Tahlia Fenlon	11	67.0 400m	0:10.99 400m	1:53.64 [5] (0:15.82)	1:37.82 [11] (0:12.41)	1:25.41 [11] (0:13.28)	1:12.13 [11] (0:13.21)	0:58.92 [11] (0:12.90)	0:46.02 [11] (0:11.65)	0:34.37 [11] (0:11.28)	0:34.37 +11							
6	10	ICHIBAN James Orman	4	66.1 400m	0:11.21 600m	1:53.64 [6] (0:15.54)	1:38.10 [6] (0:12.43)	1:25.67 [8] (0:13.29)	1:12.38 [8] (0:13.40)	0:58.98 [10] (0:12.65)	0:46.33 [8] (0:11.67)	0:34.66 [7] (0:11.21)	0:34.66 -6							
7	7	WATERMELON Noel Callow	7	64.4 600m	0:11.42 400m	1:53.77 [7] (0:15.14)	1:38.63 [2] (0:12.13)	1:26.50 [2] (0:13.05)	1:13.45 [2] (0:13.29)	1:00.16 [2] (0:12.98)	0:47.18 [2] (0:11.81)	0:35.37 [1] (0:11.56)	0:35.37 +10							
8	14	CLASSIQUE GAL Samantha Collett	5	65.2 400m	0:11.32 400m	1:54.04 [8] (0:15.76)	1:38.28 [9] (0:12.20)	1:26.08 [7] (0:13.16)	1:12.92 [7] (0:13.24)	0:59.68 [7] (0:12.89)	0:46.79 [7] (0:11.79)	0:35.00 [8] (0:11.39)	0:35.00 -2							
9	3	BRAVE BOY Bailey Wheeler	1	64.6 400m	0:11.34 400m	1:54.08 [9] (0:15.38)	1:38.70 [5] (0:12.19)	1:26.51 [5] (0:13.11)	1:13.40 [5] (0:13.26)	1:00.14 [5] (0:12.97)	0:47.17 [6] (0:11.91)	0:35.26 [5] (0:11.61)	0:35.26 -1							
10	4	BRYNNER Heavelon Van Der Hoven	9	64.6 400m	0:11.46 400m	1:54.24 [10] (0:15.61)	1:38.63 [7] (0:12.17)	1:26.46 [6] (0:13.26)	1:13.20 [6] (0:13.20)	1:00.00 [6] (0:12.67)	0:47.33 [5] (0:11.92)	0:35.41 [6] (0:11.68)	0:35.41 +12							

Scratched: Hillcrest Avenue (#9), The Khan (#13), Fiddlers Green (#5)

[] Ranking at each section and finish
 -:-:- No data available at this section
 NA No data available

SCN Saddle cloth number
 DNF Did not finish
 DNT Did not track



Eagle Farm QLD Professional

Race 2: GIRLS DAY OUT 1 MARCH Class 3 Plate - 1800m

15 February 2025 - 12:49



BRISBANE
RACING CLUB

Track Rating: Soft 6, Weather: Overcast, Rail Position: +0.5m Entire

Section	Overall	1600m	1400m	1200m	1000m	800m	600m	Last 600m
Field Times	1:53.10 (0:15.07)	1:38.03 (0:12.13)	1:25.90 (0:13.00)	1:12.90 (0:13.33)	0:59.57 (0:12.98)	0:46.59 (0:11.89)	0:34.70 (0:11.56)	0:34.70

Rank	TAB	Horse/Jockey	Barrier	Top Speed [km/h]	Fastest Section	Overall	1600m	1400m	1200m	1000m	800m	600m	Last 600m	Distance Travelled [m]
11	2	BETTER TOMORROW	10	64.5	0:11.38	1:54.36 [11]	1:38.59 [10]	1:26.20 [10]	1:12.97 [10]	0:59.79 [8]	0:46.87 [10]	0:35.13 [10]	0:35.13	+7
		Paul Hamblin		600m	600m	(0:15.77)	(0:12.39)	(0:13.23)	(0:13.18)	(0:12.92)	(0:11.74)	(0:11.38)		

Scratched: Hillcrest Avenue (#9), The Khan (#13), Fiddlers Green (#5)

[] Ranking at each section and finish
 -:-:- No data available at this section
 NA No data available

SCN Saddle cloth number
 DNF Did not finish
 DNT Did not track



Eagle Farm QLD Professional

Race 2: GIRLS DAY OUT 1 MARCH Class 3 Plate - 1800m

15 February 2025 - 12:49



BRISBANE
RACING CLUB

Track Rating: Soft 6, Weather: Overcast, Rail Position: +0.5m Entire

Section				400m	200m			Last 600m		
Field Times				0:23.14 (0:11.23)	0:11.91 (0:11.91)			0:34.70		
Rank	TAB	Horse/Jockey	Barrier	Top Speed [km/h]	Fastest Section	Margin			Distance Travelled [m]	
1	1	BARAZIN Andrew Mallyon	2	65.5 400m	0:11.11 400m	0:22.99 [4] (0:11.11)	0:11.88 [2] (0:11.88)	1:53.10	0:34.49	
2	11	JOVITA Michael Rodd	3	67.1 400m	0:11.12 400m	0:23.46 [3] (0:11.12)	0:12.34 [1] (0:12.34)	2.53L	0:34.95	+8
3	12	KHANT QUIT Nikita Beriman	6	64.3 400m	0:11.38 400m	0:23.60 [2] (0:11.38)	0:12.22 [3] (0:12.22)	2.87L	0:35.18	+8
4	8	HEREDITARY Boris Thornton	8	66.5 600m	0:11.08 400m	0:23.22 [6] (0:11.08)	0:12.14 [6] (0:12.14)	3.17L	0:34.47	+9
5	6	SMART ACTION Tahlia Fenlon	11	67.0 400m	0:10.99 400m	0:23.09 [10] (0:10.99)	0:12.10 [7] (0:12.10)	3.19L	0:34.37	+11
6	10	ICHIBAN James Orman	4	66.1 400m	0:11.21 600m	0:23.45 [5] (0:11.24)	0:12.21 [5] (0:12.21)	3.21L	0:34.66	-6
7	7	WATERMELON Noel Callow	7	64.4 600m	0:11.42 400m	0:23.81 [1] (0:11.42)	0:12.39 [4] (0:12.39)	3.96L	0:35.37	+10
8	14	CLASSIQUE GAL Samantha Collett	5	65.2 400m	0:11.32 400m	0:23.61 [8] (0:11.32)	0:12.29 [8] (0:12.29)	5.53L	0:35.00	-2
9	3	BRAVE BOY Bailey Wheeler	1	64.6 400m	0:11.34 400m	0:23.65 [7] (0:11.34)	0:12.31 [9] (0:12.31)	5.76L	0:35.26	-1
10	4	BRYNNER Heavelon Van Der Hoven	9	64.6 400m	0:11.46 400m	0:23.73 [9] (0:11.46)	0:12.27 [10] (0:12.27)	6.71L	0:35.41	+12

Scratched: Hillcrest Avenue (#9), The Khan (#13), Fiddlers Green (#5)

Report Created: Sat 15 February 2025 13:10 GMT+ (Note: Timing is based on position data)

Page 3/15

[] Ranking at each section and finish
 -:-:- No data available at this section
 NA No data available

SCN Saddle cloth number
 DNF Did not finish
 DNT Did not track

data processed by  **TRIPLES DATA**



Eagle Farm QLD Professional

Race 2: GIRLS DAY OUT 1 MARCH Class 3 Plate - 1800m

15 February 2025 - 12:49



BRISBANE
RACING CLUB

Track Rating: Soft 6, Weather: Overcast, Rail Position: +0.5m Entire

Section		400m		200m				Last 600m		
Field Times		0:23.14 (0:11.23)		0:11.91 (0:11.91)				0:34.70		
Rank	TAB Horse/Jockey	Barrier	Top Speed [km/h]	Fastest Section	Margin				Distance Travelled [m]	
11	2 BETTER TOMORROW	10	64.5	0:11.38	0:23.75 [11]	0:12.28 [11]	7.43L		0:35.13	+7
	Paul Hamblin		600m	600m	(0:11.47)	(0:12.28)				

Scratched: Hillcrest Avenue (#9), The Khan (#13), Fiddlers Green (#5)

[] Ranking at each section and finish
 -:-:- No data available at this section
 NA No data available

SCN Saddle cloth number
 DNF Did not finish
 DNT Did not track



Horse/Jockey Name	Barazin
Final Rank	1
Fastest Section Time (Section)	0:11.11 (400m)
Top Speed [km/h] (Section)	65.5 (400m)
Race State	Finished



Eagle Farm QLD Professional

Race 2: GIRLS DAY OUT 1 MARCH Class 3 Plate - 1800m

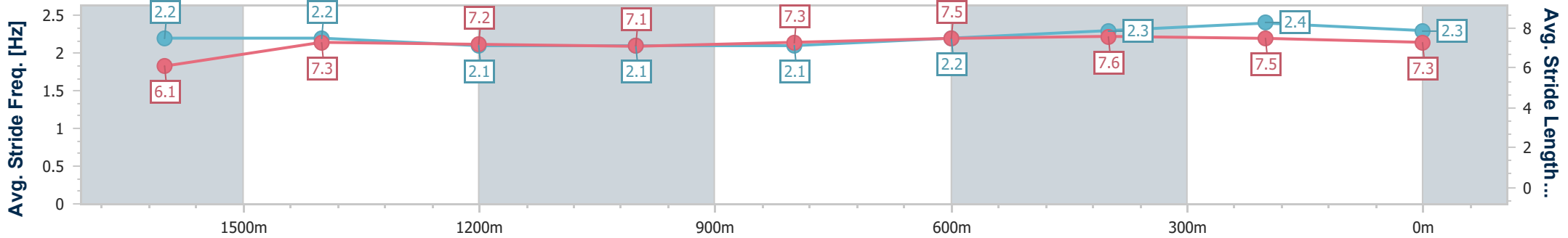
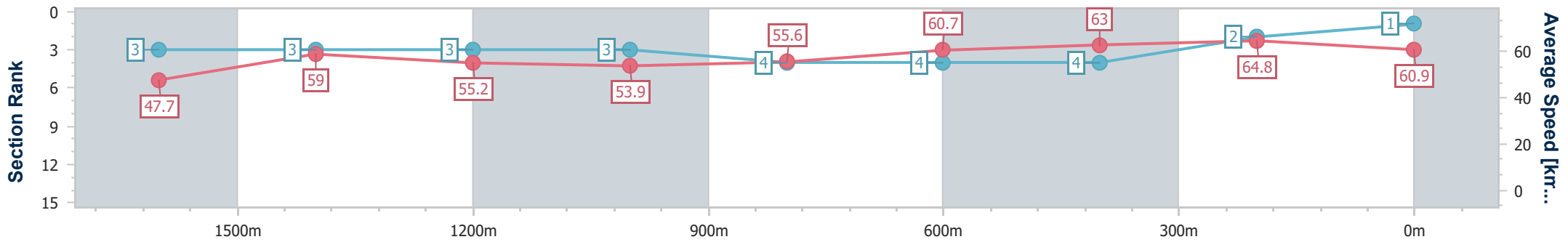
15 February 2025 - 12:49

Track Rating: Soft 6, Weather: Overcast, Rail Position: +0.5m Entire



BRISBANE RACING CLUB

Section	Overall	1600m	1400m	1200m	1000m	800m	600m	400m	200m
Section Times	1:53.10 [1] (0:15.17)	1:37.93 [3] (0:12.25)	1:25.68 [3] (0:13.07)	1:12.61 [3] (0:13.33)	0:59.28 [3] (0:12.97)	0:46.31 [4] (0:11.82)	0:34.49 [4] (0:11.50)	0:22.99 [4] (0:11.11)	0:11.88 [2] (0:11.88)
Average Speed [km/h]	47.7	59.0	55.2	53.9	55.6	60.7	63.0	64.8	60.9
Top Speed [km/h]	59.0	59.8	57.4	55.5	59.0	62.0	64.9	65.5	63.6
Avg. Dist. to Rail [m]	3.7	0.7	0.4	0.6	0.2	0.5	1.6	3.8	5.1
Avg. Stride Freq. [Hz]	2.2	2.2	2.1	2.1	2.1	2.2	2.3	2.4	2.3
Avg. Stride Length [m]	6.1	7.3	7.2	7.1	7.3	7.5	7.6	7.5	7.3



- [] Ranking at each section and finish
- .-.- No data available at this section
- NA No data available



Horse/Jockey Name	Jovita
Final Rank	2
Fastest Section Time (Section)	0:11.12 (400m)
Top Speed [km/h] (Section)	67.1 (400m)
Race State	Finished



Eagle Farm QLD Professional

Race 2: GIRLS DAY OUT 1 MARCH Class 3 Plate - 1800m

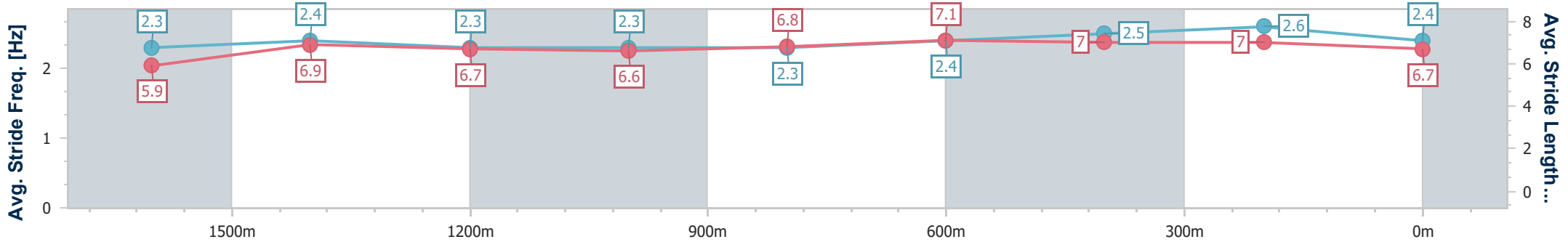
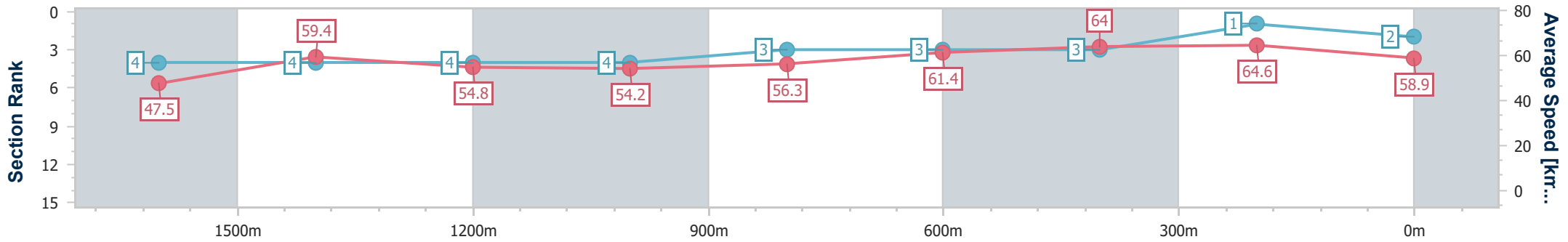
15 February 2025 - 12:49

Track Rating: Soft 6, Weather: Overcast, Rail Position: +0.5m Entire



BRISBANE RACING CLUB

Section	Overall	1600m	1400m	1200m	1000m	800m	600m	400m	200m
Section Times	1:53.53 [2] (0:15.25)	1:38.28 [4] (0:12.17)	1:26.11 [4] (0:13.15)	1:12.96 [4] (0:13.32)	0:59.64 [4] (0:12.87)	0:46.77 [3] (0:11.82)	0:34.95 [3] (0:11.49)	0:23.46 [3] (0:11.12)	0:12.34 [1] (0:12.34)
Average Speed [km/h]	47.5	59.4	54.8	54.2	56.3	61.4	64.0	64.6	58.9
Top Speed [km/h]	60.0	61.2	56.9	55.4	61.0	63.1	65.4	67.1	62.4
Avg. Dist. to Rail [m]	4.7	0.9	0.4	1.1	1.1	1.7	4.3	7.1	7.8
Avg. Stride Freq. [Hz]	2.3	2.4	2.3	2.3	2.3	2.4	2.5	2.6	2.4
Avg. Stride Length [m]	5.9	6.9	6.7	6.6	6.8	7.1	7.0	7.0	6.7



- [] Ranking at each section and finish
- .-.- No data available at this section
- NA No data available



Horse/Jockey Name	Khant Quit
Final Rank	3
Fastest Section Time (Section)	0:11.38 (400m)
Top Speed [km/h] (Section)	64.3 (400m)
Race State	Finished



Eagle Farm QLD Professional

Race 2: GIRLS DAY OUT 1 MARCH Class 3 Plate - 1800m

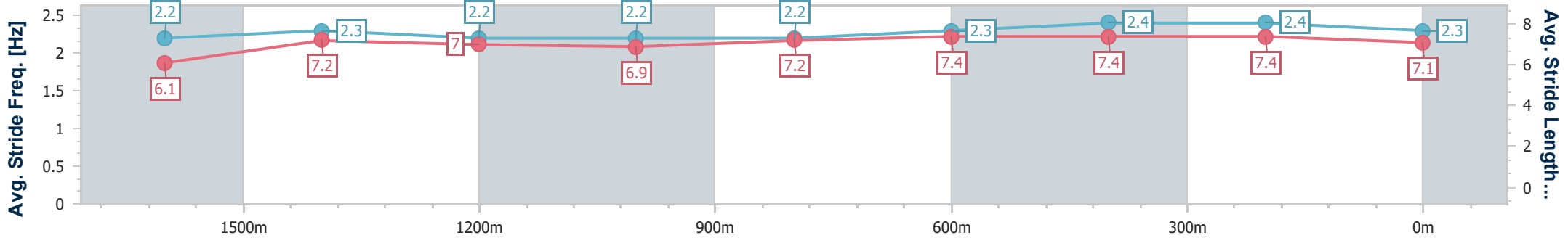
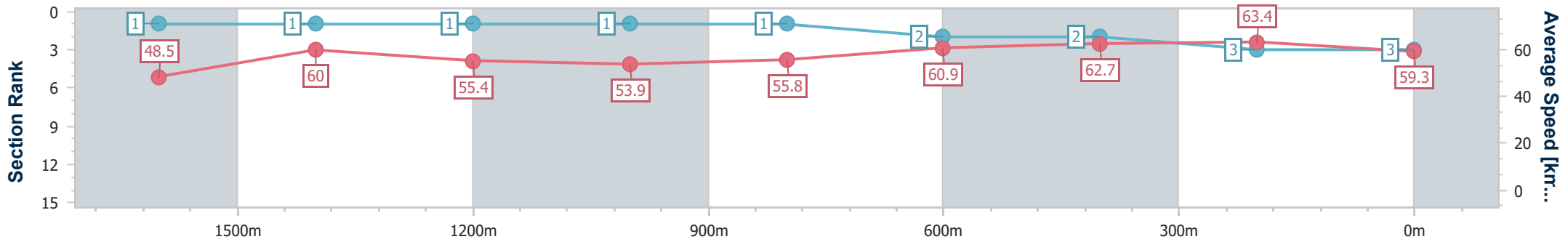
15 February 2025 - 12:49

Track Rating: Soft 6, Weather: Overcast, Rail Position: +0.5m Entire



BRISBANE RACING CLUB

Section	Overall	1600m	1400m	1200m	1000m	800m	600m	400m	200m
Section Times	1:53.59 [3] (0:15.07)	1:38.52 [1] (0:12.13)	1:26.39 [1] (0:13.00)	1:13.39 [1] (0:13.33)	1:00.06 [1] (0:12.98)	0:47.08 [1] (0:11.90)	0:35.18 [2] (0:11.58)	0:23.60 [2] (0:11.38)	0:12.22 [3] (0:12.22)
Average Speed [km/h]	48.5	60.0	55.4	53.9	55.8	60.9	62.7	63.4	59.3
Top Speed [km/h]	61.0	61.4	57.2	55.1	58.7	61.6	63.5	64.3	62.1
Avg. Dist. to Rail [m]	7.2	2.3	1.3	1.5	0.7	1.3	2.2	4.0	5.9
Avg. Stride Freq. [Hz]	2.2	2.3	2.2	2.2	2.2	2.3	2.4	2.4	2.3
Avg. Stride Length [m]	6.1	7.2	7.0	6.9	7.2	7.4	7.4	7.4	7.1



- [] Ranking at each section and finish
- .-.- No data available at this section
- NA No data available



Horse/Jockey Name	Hereditary
Final Rank	4
Fastest Section Time (Section)	0:11.08 (400m)
Top Speed [km/h] (Section)	66.5 (600m)
Race State	Finished



Eagle Farm QLD Professional

Race 2: GIRLS DAY OUT 1 MARCH Class 3 Plate - 1800m

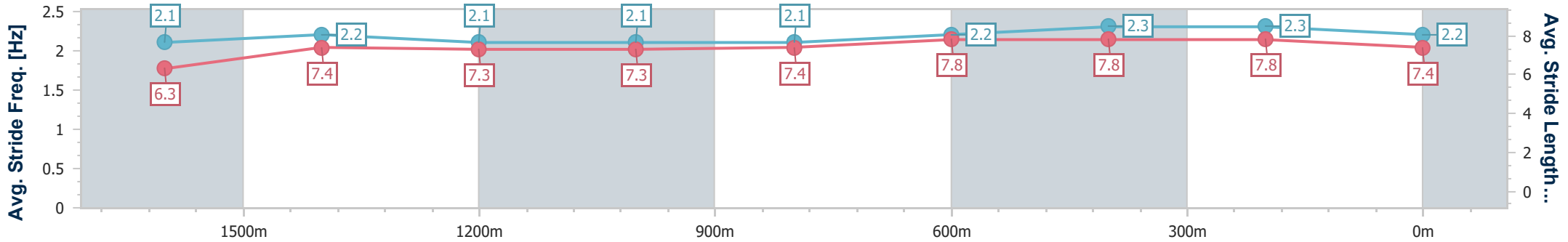
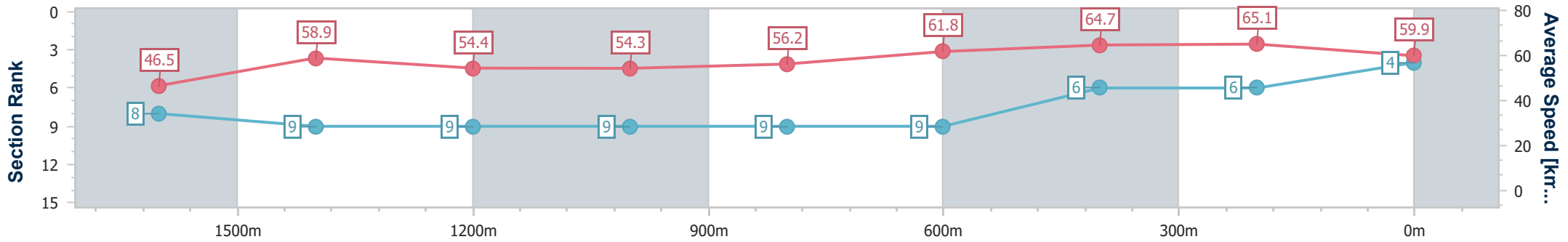
15 February 2025 - 12:49

Track Rating: Soft 6, Weather: Overcast, Rail Position: +0.5m Entire



BRISBANE RACING CLUB

Section	Overall	1600m	1400m	1200m	1000m	800m	600m	400m	200m
Section Times	1:53.64 [4] (0:15.75)	1:37.89 [8] (0:12.34)	1:25.55 [9] (0:13.25)	1:12.30 [9] (0:13.28)	0:59.02 [9] (0:12.85)	0:46.17 [9] (0:11.70)	0:34.47 [9] (0:11.25)	0:23.22 [6] (0:11.08)	0:12.14 [6] (0:12.14)
Average Speed [km/h]	46.5	58.9	54.4	54.3	56.2	61.8	64.7	65.1	59.9
Top Speed [km/h]	58.7	60.0	57.8	55.9	59.6	63.2	66.5	66.4	63.6
Avg. Dist. to Rail [m]	8.1	2.4	2.1	2.3	0.8	0.8	2.6	7.6	9.4
Avg. Stride Freq. [Hz]	2.1	2.2	2.1	2.1	2.1	2.2	2.3	2.3	2.2
Avg. Stride Length [m]	6.3	7.4	7.3	7.3	7.4	7.8	7.8	7.8	7.4



- [] Ranking at each section and finish
- .-.- No data available at this section
- NA No data available



Horse/Jockey Name	Smart Action
Final Rank	5
Fastest Section Time (Section)	0:10.99 (400m)
Top Speed [km/h] (Section)	67.0 (400m)
Race State	Finished



Eagle Farm QLD Professional

Race 2: GIRLS DAY OUT 1 MARCH Class 3 Plate - 1800m

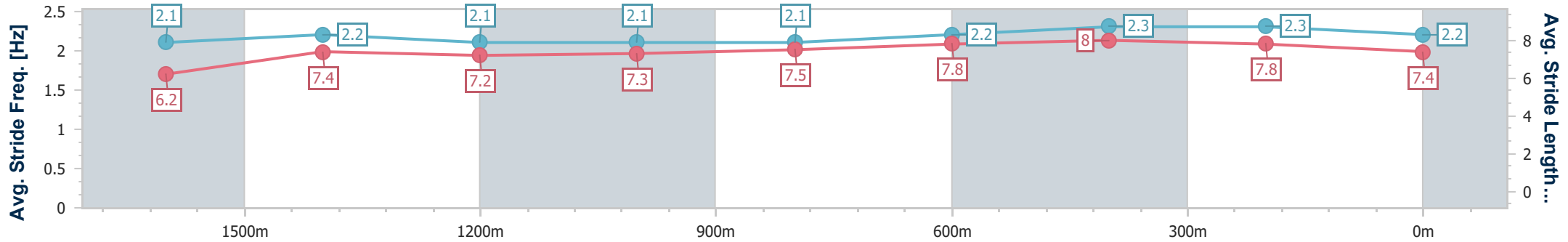
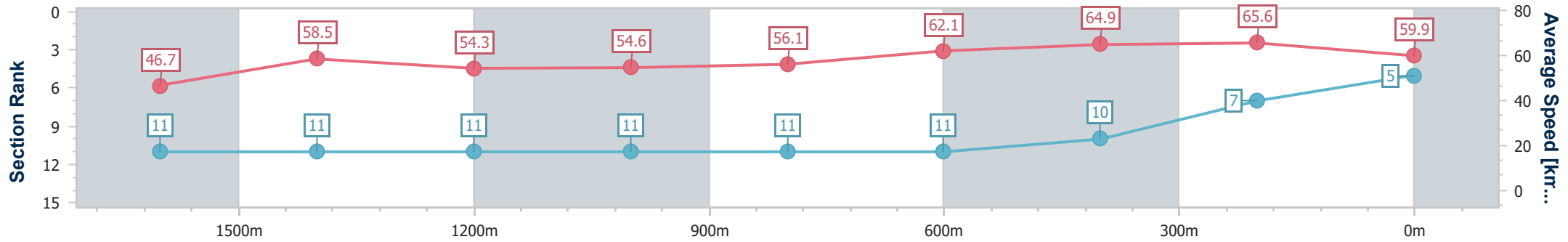
15 February 2025 - 12:49

Track Rating: Soft 6, Weather: Overcast, Rail Position: +0.5m Entire



BRISBANE RACING CLUB

Section	Overall	1600m	1400m	1200m	1000m	800m	600m	400m	200m			
Section Times	1:53.64 [5] (0:15.82)	1:37.82 [11] (0:12.41)	1:25.41 [11] (0:13.28)	1:12.13 [11] (0:13.21)	0:58.92 [11] (0:12.90)	0:46.02 [11] (0:11.65)	0:34.37 [11] (0:11.28)	0:23.09 [10] (0:10.99)	0:12.10 [7] (0:12.10)			
Average Speed [km/h]	46.7	58.5	54.3	54.6	56.1	62.1	64.9	65.6	59.9			
Top Speed [km/h]	57.5	61.2	58.7	56.9	60.0	64.6	66.3	67.0	63.1			
Avg. Dist. to Rail [m]	10.3	2.3	1.6	2.1	1.1	1.1	3.5	8.4	11.3			
Avg. Stride Freq. [Hz]	2.1	2.2	2.1	2.1	2.1	2.2	2.3	2.3	2.2			
Avg. Stride Length [m]	6.2	7.4	7.2	7.3	7.5	7.8	8.0	7.8	7.4			



- [] Ranking at each section and finish
- .-.- No data available at this section
- NA No data available



Horse/Jockey Name	Ichiban
Final Rank	6
Fastest Section Time (Section)	0:11.21 (600m)
Top Speed [km/h] (Section)	66.1 (400m)
Race State	Finished



Eagle Farm QLD Professional

Race 2: GIRLS DAY OUT 1 MARCH Class 3 Plate - 1800m

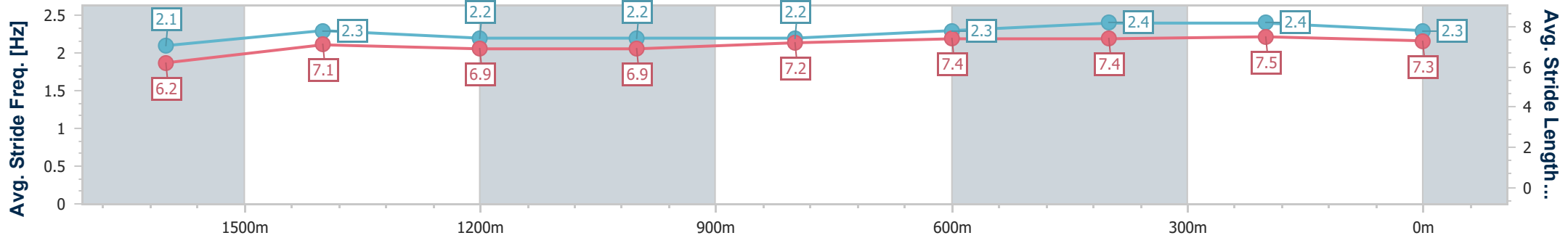
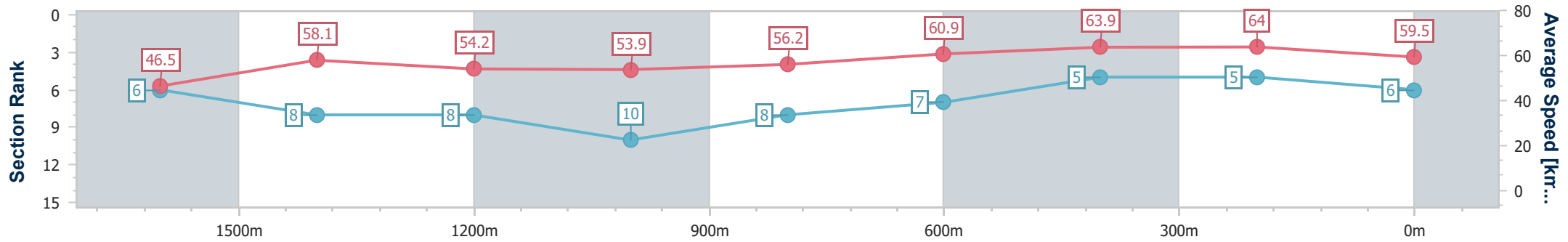
15 February 2025 - 12:49

Track Rating: Soft 6, Weather: Overcast, Rail Position: +0.5m Entire



BRISBANE RACING CLUB

Section	Overall	1600m	1400m	1200m	1000m	800m	600m	400m	200m
Section Times	1:53.64 [6] (0:15.54)	1:38.10 [6] (0:12.43)	1:25.67 [8] (0:13.29)	1:12.38 [8] (0:13.40)	0:58.98 [10] (0:12.65)	0:46.33 [8] (0:11.67)	0:34.66 [7] (0:11.21)	0:23.45 [5] (0:11.24)	0:12.21 [5] (0:12.21)
Average Speed [km/h]	46.5	58.1	54.2	53.9	56.2	60.9	63.9	64.0	59.5
Top Speed [km/h]	57.7	59.4	56.7	55.1	58.7	62.4	66.1	66.1	61.5
Avg. Dist. to Rail [m]	4.7	1.1	0.9	0.9	2.3	3.1	1.7	6.0	9.5
Avg. Stride Freq. [Hz]	2.1	2.3	2.2	2.2	2.2	2.3	2.4	2.4	2.3
Avg. Stride Length [m]	6.2	7.1	6.9	6.9	7.2	7.4	7.4	7.5	7.3



- [] Ranking at each section and finish
- .-.- No data available at this section
- NA No data available



Horse/Jockey Name	Watermelon
Final Rank	7
Fastest Section Time (Section)	0:11.42 (400m)
Top Speed [km/h] (Section)	64.4 (600m)
Race State	Finished



Eagle Farm QLD Professional

Race 2: GIRLS DAY OUT 1 MARCH Class 3 Plate - 1800m

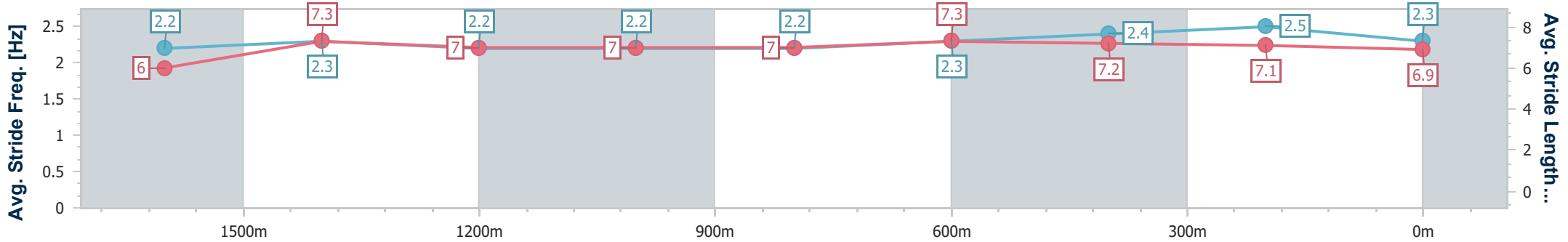
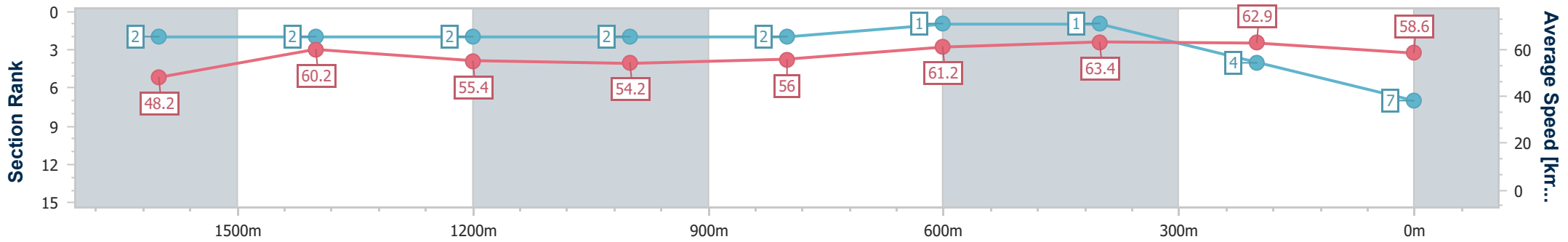
15 February 2025 - 12:49

Track Rating: Soft 6, Weather: Overcast, Rail Position: +0.5m Entire



BRISBANE RACING CLUB

Section	Overall	1600m	1400m	1200m	1000m	800m	600m	400m	200m
Section Times	1:53.77 [7] (0:15.14)	1:38.63 [2] (0:12.13)	1:26.50 [2] (0:13.05)	1:13.45 [2] (0:13.29)	1:00.16 [2] (0:12.98)	0:47.18 [2] (0:11.81)	0:35.37 [1] (0:11.56)	0:23.81 [1] (0:11.42)	0:12.39 [4] (0:12.39)
Average Speed [km/h]	48.2	60.2	55.4	54.2	56.0	61.2	63.4	62.9	58.6
Top Speed [km/h]	61.3	62.0	57.5	55.1	59.2	63.2	64.4	63.9	60.9
Avg. Dist. to Rail [m]	7.3	3.3	2.0	2.3	1.7	1.3	3.3	7.7	8.7
Avg. Stride Freq. [Hz]	2.2	2.3	2.2	2.2	2.2	2.3	2.4	2.5	2.3
Avg. Stride Length [m]	6.0	7.3	7.0	7.0	7.0	7.3	7.2	7.1	6.9



- [] Ranking at each section and finish
- .-.- No data available at this section
- NA No data available



Horse/Jockey Name	Classique Gal
Final Rank	8
Fastest Section Time (Section)	0:11.32 (400m)
Top Speed [km/h] (Section)	65.2 (400m)
Race State	Finished



Eagle Farm QLD Professional

Race 2: GIRLS DAY OUT 1 MARCH Class 3 Plate - 1800m

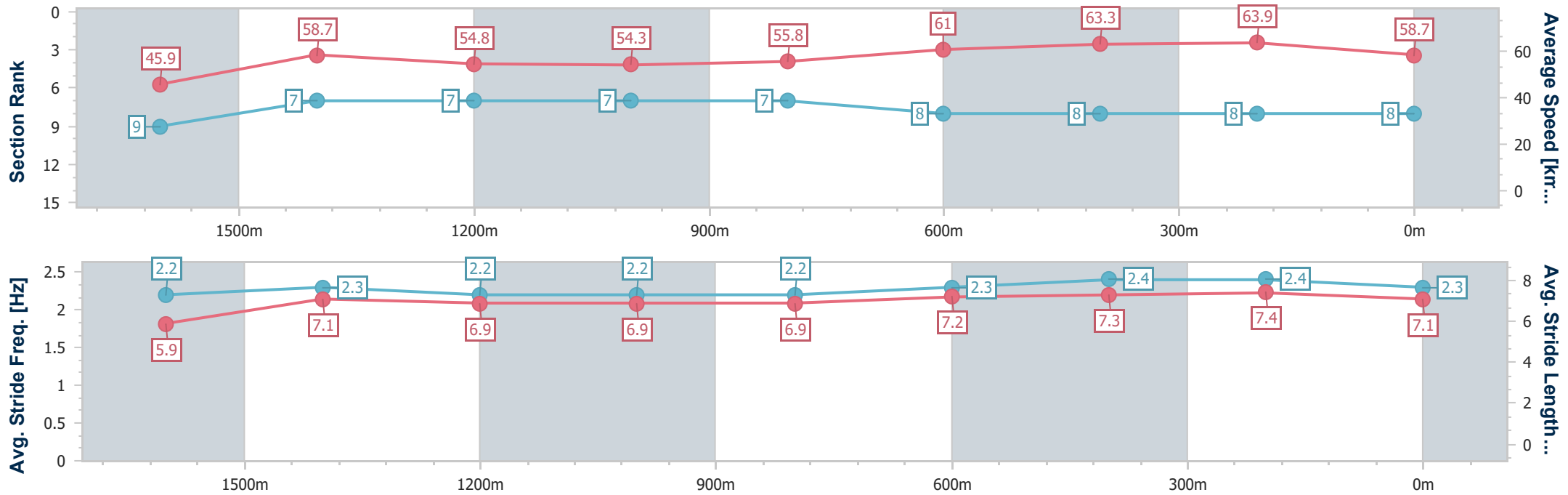
15 February 2025 - 12:49

Track Rating: Soft 6, Weather: Overcast, Rail Position: +0.5m Entire



BRISBANE RACING CLUB

Section	Overall	1600m	1400m	1200m	1000m	800m	600m	400m	200m
Section Times	1:54.04 [8] (0:15.76)	1:38.28 [9] (0:12.20)	1:26.08 [7] (0:13.16)	1:12.92 [7] (0:13.24)	0:59.68 [7] (0:12.89)	0:46.79 [7] (0:11.79)	0:35.00 [8] (0:11.39)	0:23.61 [8] (0:11.32)	0:12.29 [8] (0:12.29)
Average Speed [km/h]	45.9	58.7	54.8	54.3	55.8	61.0	63.3	63.9	58.7
Top Speed [km/h]	58.7	59.7	57.4	56.9	59.1	63.4	65.0	65.2	62.5
Avg. Dist. to Rail [m]	4.8	0.7	0.5	0.4	0.3	0.3	1.0	5.9	9.5
Avg. Stride Freq. [Hz]	2.2	2.3	2.2	2.2	2.2	2.3	2.4	2.4	2.3
Avg. Stride Length [m]	5.9	7.1	6.9	6.9	6.9	7.2	7.3	7.4	7.1



- [] Ranking at each section and finish
- .-.- No data available at this section
- NA No data available



Horse/Jockey Name	Brave Boy
Final Rank	9
Fastest Section Time (Section)	0:11.34 (400m)
Top Speed [km/h] (Section)	64.6 (400m)
Race State	Finished



Eagle Farm QLD Professional

Race 2: GIRLS DAY OUT 1 MARCH Class 3 Plate - 1800m

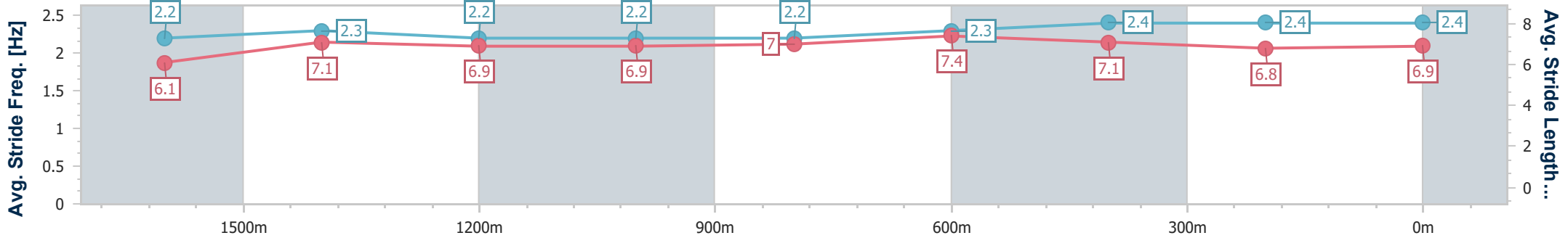
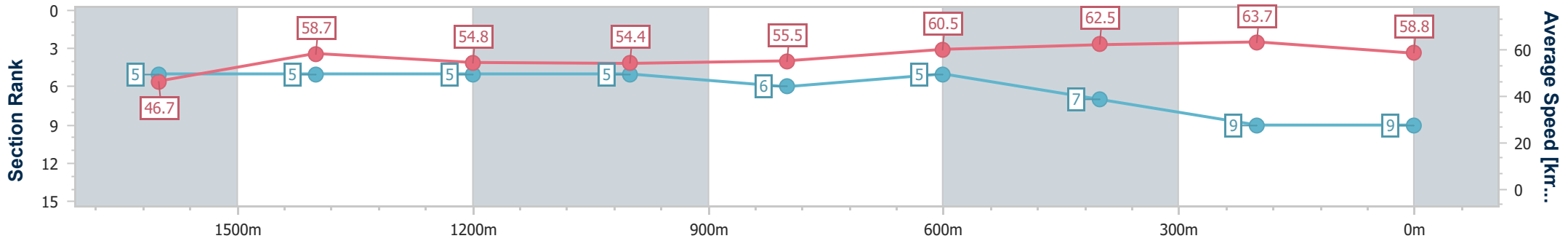
15 February 2025 - 12:49

Track Rating: Soft 6, Weather: Overcast, Rail Position: +0.5m Entire



BRISBANE RACING CLUB

Section	Overall	1600m	1400m	1200m	1000m	800m	600m	400m	200m
Section Times	1:54.08 [9] (0:15.38)	1:38.70 [5] (0:12.19)	1:26.51 [5] (0:13.11)	1:13.40 [5] (0:13.26)	1:00.14 [5] (0:12.97)	0:47.17 [6] (0:11.91)	0:35.26 [5] (0:11.61)	0:23.65 [7] (0:11.34)	0:12.31 [9] (0:12.31)
Average Speed [km/h]	46.7	58.7	54.8	54.4	55.5	60.5	62.5	63.7	58.8
Top Speed [km/h]	57.7	59.5	57.8	55.7	58.4	61.5	64.3	64.6	61.8
Avg. Dist. to Rail [m]	3.1	1.5	1.4	0.6	0.4	0.5	2.3	6.6	7.4
Avg. Stride Freq. [Hz]	2.2	2.3	2.2	2.2	2.2	2.3	2.4	2.4	2.4
Avg. Stride Length [m]	6.1	7.1	6.9	6.9	7.0	7.4	7.1	6.8	6.9



- [] Ranking at each section and finish
- .-.- No data available at this section
- NA No data available



Horse/Jockey Name	Brynnr
Final Rank	10
Fastest Section Time (Section)	0:11.46 (400m)
Top Speed [km/h] (Section)	64.6 (400m)
Race State	Finished



Eagle Farm QLD Professional

Race 2: GIRLS DAY OUT 1 MARCH Class 3 Plate - 1800m

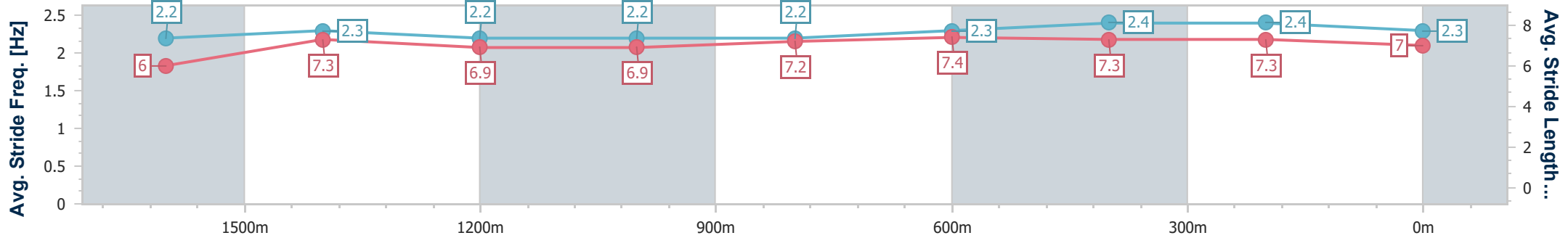
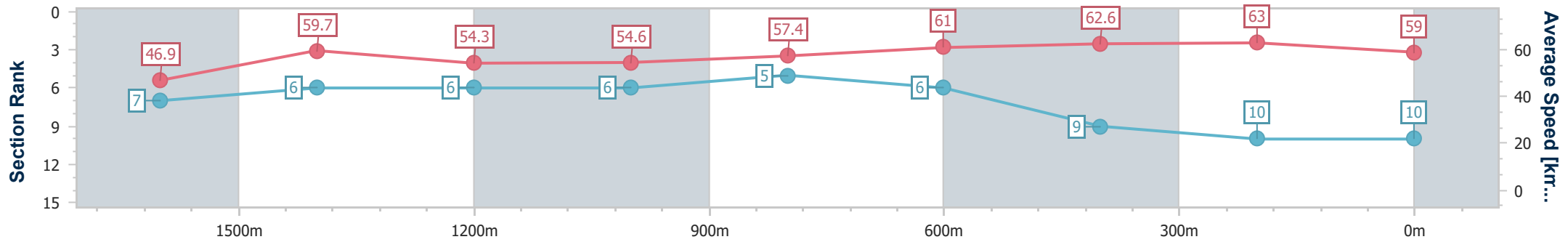
15 February 2025 - 12:49

Track Rating: Soft 6, Weather: Overcast, Rail Position: +0.5m Entire



BRISBANE RACING CLUB

Section	Overall	1600m	1400m	1200m	1000m	800m	600m	400m	200m
Section Times	1:54.24 [10] (0:15.61)	1:38.63 [7] (0:12.17)	1:26.46 [6] (0:13.26)	1:13.20 [6] (0:13.20)	1:00.00 [6] (0:12.67)	0:47.33 [5] (0:11.92)	0:35.41 [6] (0:11.68)	0:23.73 [9] (0:11.46)	0:12.27 [10] (0:12.27)
Average Speed [km/h]	46.9	59.7	54.3	54.6	57.4	61.0	62.6	63.0	59.0
Top Speed [km/h]	60.9	61.0	57.3	55.8	59.8	62.3	63.2	64.6	61.4
Avg. Dist. to Rail [m]	8.5	2.2	1.6	2.1	1.7	1.9	3.9	7.9	9.1
Avg. Stride Freq. [Hz]	2.2	2.3	2.2	2.2	2.2	2.3	2.4	2.4	2.3
Avg. Stride Length [m]	6.0	7.3	6.9	6.9	7.2	7.4	7.3	7.3	7.0



- [] Ranking at each section and finish
- .-.- No data available at this section
- NA No data available



Horse/Jockey Name	Better Tomorrow
Final Rank	11
Fastest Section Time (Section)	0:11.38 (600m)
Top Speed [km/h] (Section)	64.5 (600m)
Race State	Finished



Eagle Farm QLD Professional

Race 2: GIRLS DAY OUT 1 MARCH Class 3 Plate - 1800m

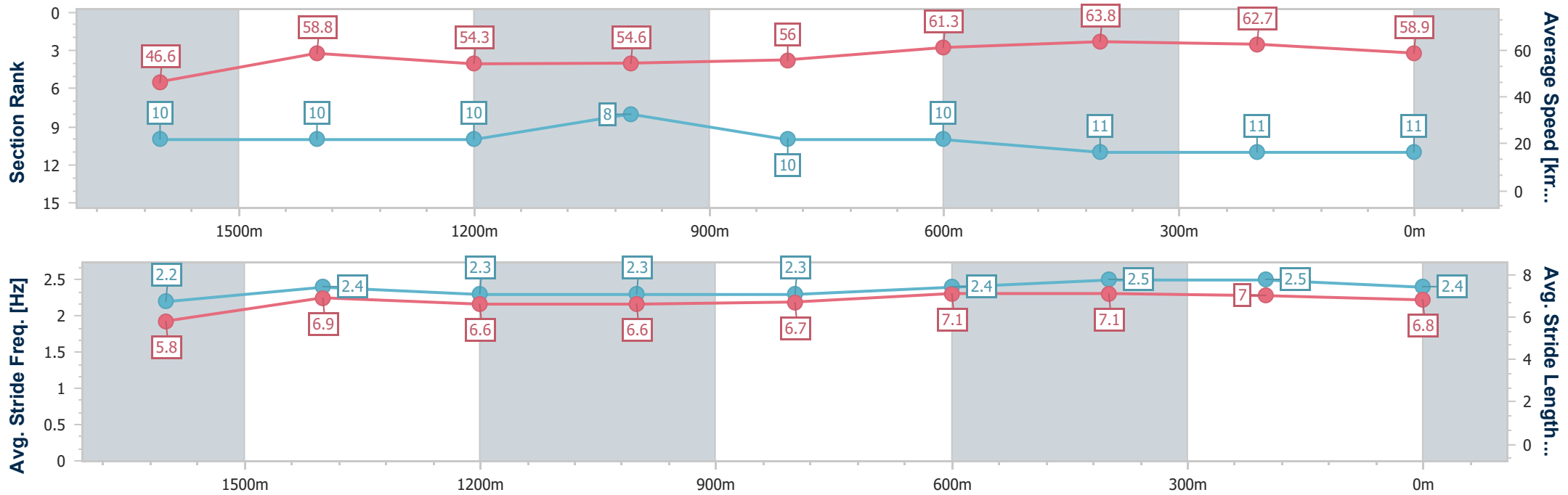
15 February 2025 - 12:49

Track Rating: Soft 6, Weather: Overcast, Rail Position: +0.5m Entire



BRISBANE RACING CLUB

Section	Overall	1600m	1400m	1200m	1000m	800m	600m	400m	200m
Section Times	1:54.36 [11] (0:15.77)	1:38.59 [10] (0:12.39)	1:26.20 [10] (0:13.23)	1:12.97 [10] (0:13.18)	0:59.79 [8] (0:12.92)	0:46.87 [10] (0:11.74)	0:35.13 [10] (0:11.38)	0:23.75 [11] (0:11.47)	0:12.28 [11] (0:12.28)
Average Speed [km/h]	46.6	58.8	54.3	54.6	56.0	61.3	63.8	62.7	58.9
Top Speed [km/h]	58.7	60.2	57.7	56.5	59.6	62.7	64.5	64.1	61.7
Avg. Dist. to Rail [m]	9.7	1.9	0.8	1.1	0.6	0.2	1.9	7.8	7.1
Avg. Stride Freq. [Hz]	2.2	2.4	2.3	2.3	2.3	2.4	2.5	2.5	2.4
Avg. Stride Length [m]	5.8	6.9	6.6	6.6	6.7	7.1	7.1	7.0	6.8



- [] Ranking at each section and finish
- .-.- No data available at this section
- NA No data available



Eagle Farm QLD Professional
Race 3: SOUTHS SPORTS CLUB Fillies & Mares BENCHMARK 70
Handicap - 1200m
15 February 2025 - 13:24



BRISBANE
RACING CLUB

Track Rating: Soft 6, Weather: Overcast, Rail Position: +0.5m Entire

Section												Last 600m	
Field Times		Overall	1000m	800m	600m	400m	200m						0:34.90
		1:11.08 (0:13.55)	0:57.53 (0:11.17)	0:46.36 (0:11.46)	0:34.90 (0:11.48)	0:23.42 (0:11.29)	0:12.13 (0:12.13)						
Rank	TAB Horse/Jockey	Barrier	Top Speed [km/h]	Fastest Section								Margin	Distance Travelled [m]
1	15 VALETUDO Andrew Mallyon	4	66.1 400m	0:11.11 400m	1:11.08 [1] (0:14.02)	0:57.06 [5] (0:11.31)	0:45.75 [6] (0:11.45)	0:34.30 [7] (0:11.36)	0:22.94 [8] (0:11.11)	0:11.83 [5] (0:11.83)	1:11.08	0:34.30	
2	10 MISS BAYLES Bailey Wheeler	11	67.0 1000m	0:11.10 1000m	1:11.15 [2] (0:14.07)	0:57.08 [7] (0:11.10)	0:45.98 [4] (0:11.39)	0:34.59 [4] (0:11.55)	0:23.04 [7] (0:11.23)	0:11.81 [7] (0:11.81)	0.43L	0:34.59	+2
3	12 JUST PRECIOUS Cody Collis	2	65.9 400m	0:11.12 400m	1:11.16 [3] (0:13.87)	0:57.29 [4] (0:11.36)	0:45.93 [5] (0:11.34)	0:34.59 [5] (0:11.37)	0:23.22 [2] (0:11.12)	0:12.10 [2] (0:12.10)	0.46L	0:34.59	-5
4	3 ALL STASHED UP Vlad Duric	12	66.9 400m	0:10.98 400m	1:11.19 [4] (0:14.12)	0:57.07 [8] (0:11.46)	0:45.61 [8] (0:11.45)	0:34.16 [9] (0:11.36)	0:22.80 [9] (0:10.98)	0:11.82 [9] (0:11.82)	0.63L	0:34.16	+3
5	2 ADIELLA Cobi Vitler	9	66.9 400m	0:10.95 400m	1:11.21 [5] (0:14.37)	0:56.84 [11] (0:11.53)	0:45.31 [11] (0:11.43)	0:33.88 [12] (0:11.35)	0:22.53 [13] (0:10.95)	0:11.58 [13] (0:11.58)	0.75L	0:33.88	-2
6	8 JUNGLE LAW Noel Callow	8	68.0 1000m	0:11.22 400m	1:11.30 [6] (0:13.74)	0:57.56 [3] (0:11.27)	0:46.29 [3] (0:11.53)	0:34.76 [3] (0:11.42)	0:23.34 [4] (0:11.22)	0:12.12 [3] (0:12.12)	1.27L	0:34.76	+2
7	9 LUNAR EIGHT Kyle Wilson-Taylor	7	65.8 400m	0:11.25 400m	1:11.41 [7] (0:13.67)	0:57.74 [2] (0:11.33)	0:46.41 [2] (0:11.47)	0:34.94 [2] (0:11.48)	0:23.46 [3] (0:11.25)	0:12.21 [4] (0:12.21)	1.96L	0:34.94	+2
8	7 TRY EVERYTHING Emily Lang	13	67.2 400m	0:10.91 400m	1:11.49 [8] (0:14.47)	0:57.02 [12] (0:11.62)	0:45.40 [13] (0:11.42)	0:33.98 [13] (0:11.17)	0:22.81 [12] (0:10.91)	0:11.90 [12] (0:11.90)	2.44L	0:33.98	+2
9	5 DECISIVE LASS Yvette Lewis	1	65.7 400m	0:11.19 400m	1:11.55 [9] (0:14.03)	0:57.52 [6] (0:11.32)	0:46.20 [7] (0:11.36)	0:34.84 [6] (0:11.39)	0:23.45 [6] (0:11.19)	0:12.26 [6] (0:12.26)	2.77L	0:34.84	-4
10	14 GILIANA Angela Jones	10	66.9 400m	0:10.93 400m	1:11.59 [10] (0:14.49)	0:57.10 [13] (0:11.42)	0:45.68 [12] (0:11.38)	0:34.30 [11] (0:11.29)	0:23.01 [11] (0:10.93)	0:12.08 [10] (0:12.08)	2.99L	0:34.30	+1

Scratched: Pink Cashmere (#6), Scud (#4)

[] Ranking at each section and finish
 -:-:- No data available at this section
 NA No data available

SCN Saddle cloth number
 DNF Did not finish
 DNT Did not track



Eagle Farm QLD Professional
Race 3: SOUTHS SPORTS CLUB Fillies & Mares BENCHMARK 70
Handicap - 1200m
15 February 2025 - 13:24



Track Rating: Soft 6, Weather: Overcast, Rail Position: +0.5m Entire

Section		Overall	1000m	800m	600m	400m	200m	Last 600m					
Field Times		1:11.08 (0:13.55)	0:57.53 (0:11.17)	0:46.36 (0:11.46)	0:34.90 (0:11.48)	0:23.42 (0:11.29)	0:12.13 (0:12.13)	0:34.90					
Rank	TAB Horse/Jockey	Barrier	Top Speed [km/h]	Fastest Section				Margin	Distance Travelled [m]				
11	1 SISTINE EXPLORER Boris Thornton	5	68.4 400m	0:11.10 400m	1:11.59 [11] (0:14.26)	0:57.33 [10] (0:11.47)	0:45.86 [10] (0:11.45)	0:34.41 [10] (0:11.31)	0:23.10 [10] (0:11.10)	0:12.00 [11] (0:12.00)	3.03L	0:34.41	+2
12	13 ENCRYPTED ELEGANCE Nikita Beriman	3	65.2 400m	0:11.20 800m	1:11.62 [12] (0:14.25)	0:57.37 [9] (0:11.34)	0:46.03 [9] (0:11.20)	0:34.83 [8] (0:11.21)	0:23.62 [5] (0:11.34)	0:12.28 [8] (0:12.28)	3.17L	0:34.83	-10
13	11 ALLOUTATIME Michael Rodd	6	66.2 1000m	0:11.17 1000m	1:12.50 [13] (0:13.55)	0:58.95 [1] (0:11.17)	0:47.78 [1] (0:11.46)	0:36.32 [1] (0:11.48)	0:24.84 [1] (0:11.29)	0:13.55 [1] (0:13.55)	8.33L	0:36.32	-3

Scratched: Pink Cashmere (#6), Scud (#4)



Horse/Jockey Name	Valetudo
Final Rank	1
Fastest Section Time (Section)	0:11.11 (400m)
Top Speed [km/h] (Section)	66.1 (400m)
Race State	Finished

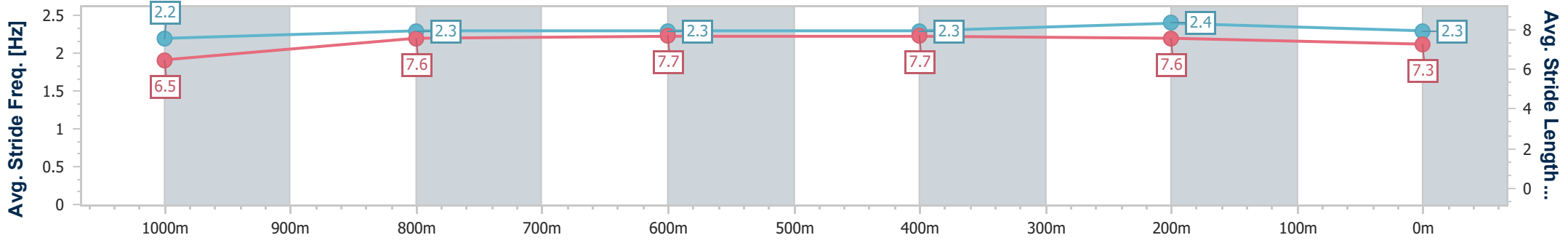
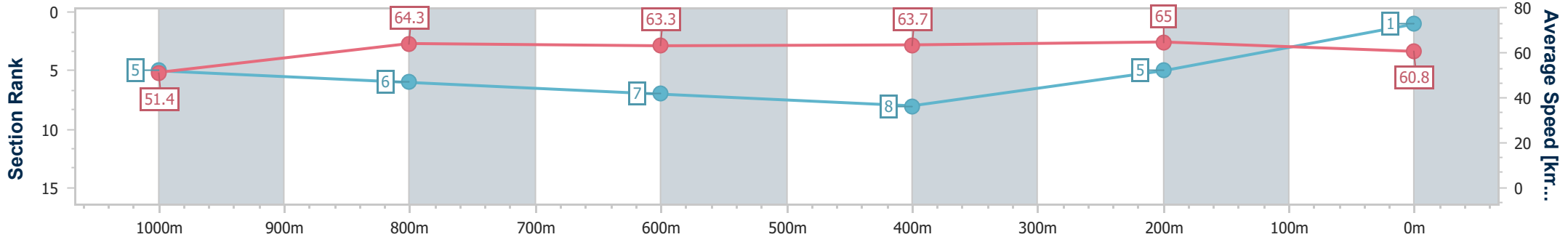


Eagle Farm QLD Professional
 Race 3: SOUTHS SPORTS CLUB Fillies & Mares BENCHMARK
 70 Handicap - 1200m
 15 February 2025 - 13:24
 Track Rating: Soft 6, Weather: Overcast, Rail Position: +0.5m Entire



BRISBANE
RACING CLUB

Section	Overall	1000m	800m	600m	400m	200m
Section Times	1:11.08 [1] (0:14.02)	0:57.06 [5] (0:11.31)	0:45.75 [6] (0:11.45)	0:34.30 [7] (0:11.36)	0:22.94 [8] (0:11.11)	0:11.83 [5] (0:11.83)
Average Speed [km/h]	51.4	64.3	63.3	63.7	65.0	60.8
Top Speed [km/h]	63.6	65.3	65.1	65.0	66.1	63.1
Avg. Dist. to Rail [m]	2.8	2.1	1.4	1.4	4.4	3.0
Avg. Stride Freq. [Hz]	2.2	2.3	2.3	2.3	2.4	2.3
Avg. Stride Length [m]	6.5	7.6	7.7	7.7	7.6	7.3



- [] Ranking at each section and finish
- .-.- No data available at this section
- NA No data available



Horse/Jockey Name	Miss Bayles
Final Rank	2
Fastest Section Time (Section)	0:11.10 (1000m)
Top Speed [km/h] (Section)	67.0 (1000m)
Race State	Finished

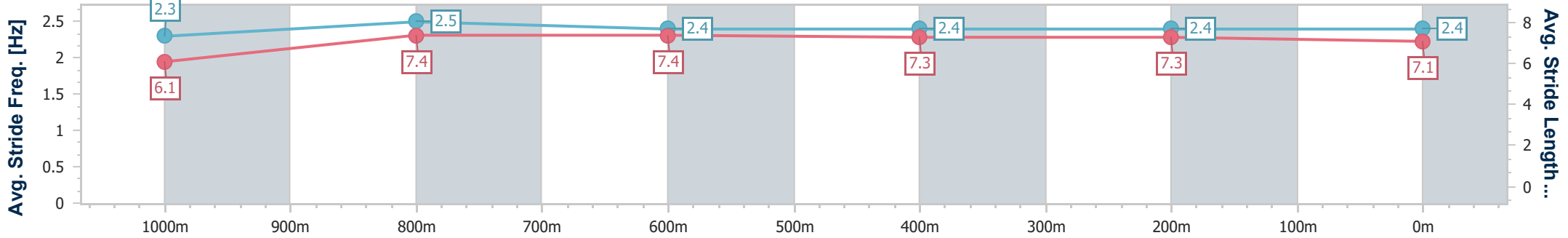
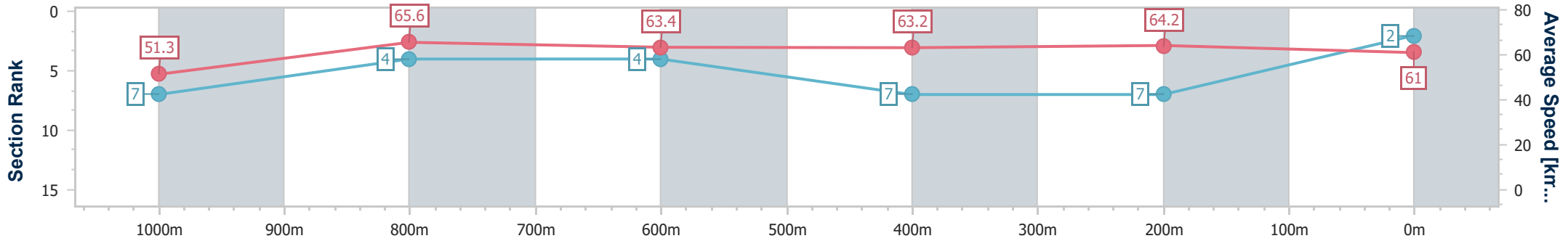


Eagle Farm QLD Professional
 Race 3: SOUTHS SPORTS CLUB Fillies & Mares BENCHMARK
 70 Handicap - 1200m
 15 February 2025 - 13:24
 Track Rating: Soft 6, Weather: Overcast, Rail Position: +0.5m Entire



BRISBANE
 RACING CLUB

Section	Overall	1000m	800m	600m	400m	200m
Section Times	1:11.15 [2] (0:14.07)	0:57.08 [7] (0:11.10)	0:45.98 [4] (0:11.39)	0:34.59 [4] (0:11.55)	0:23.04 [7] (0:11.23)	0:11.81 [7] (0:11.81)
Average Speed [km/h]	51.3	65.6	63.4	63.2	64.2	61.0
Top Speed [km/h]	66.0	67.0	65.6	65.6	65.6	63.2
Avg. Dist. to Rail [m]	6.6	1.9	1.2	2.7	6.7	9.3
Avg. Stride Freq. [Hz]	2.3	2.5	2.4	2.4	2.4	2.4
Avg. Stride Length [m]	6.1	7.4	7.4	7.3	7.3	7.1



- [] Ranking at each section and finish
- .-.- No data available at this section
- NA No data available



Horse/Jockey Name	Just Precious
Final Rank	3
Fastest Section Time (Section)	0:11.12 (400m)
Top Speed [km/h] (Section)	65.9 (400m)
Race State	Finished

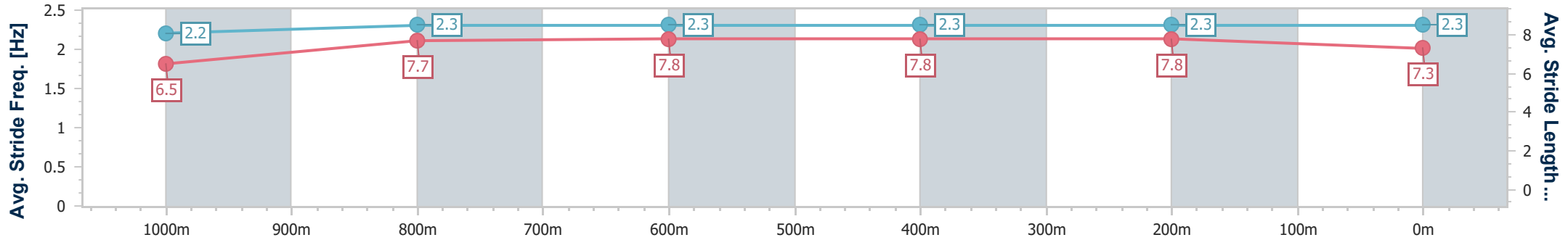
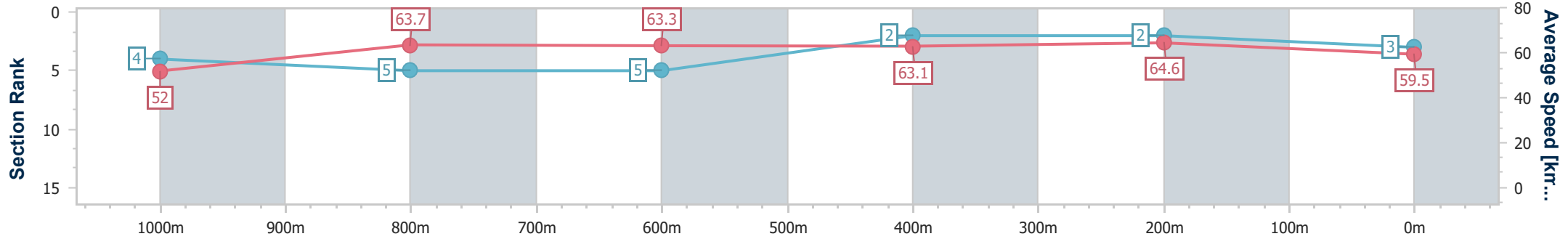


Eagle Farm QLD Professional
 Race 3: SOUTHS SPORTS CLUB Fillies & Mares BENCHMARK
 70 Handicap - 1200m
 15 February 2025 - 13:24
 Track Rating: Soft 6, Weather: Overcast, Rail Position: +0.5m Entire



BRISBANE
RACING CLUB

Section	Overall	1000m	800m	600m	400m	200m
Section Times	1:11.16 [3] (0:13.87)	0:57.29 [4] (0:11.36)	0:45.93 [5] (0:11.34)	0:34.59 [5] (0:11.37)	0:23.22 [2] (0:11.12)	0:12.10 [2] (0:12.10)
Average Speed [km/h]	52.0	63.7	63.3	63.1	64.6	59.5
Top Speed [km/h]	64.0	64.7	64.8	65.0	65.9	62.5
Avg. Dist. to Rail [m]	2.0	1.2	0.2	1.1	0.3	1.8
Avg. Stride Freq. [Hz]	2.2	2.3	2.3	2.3	2.3	2.3
Avg. Stride Length [m]	6.5	7.7	7.8	7.8	7.8	7.3



- [] Ranking at each section and finish
- .-.- No data available at this section
- NA No data available



Horse/Jockey Name	All Stashed Up
Final Rank	4
Fastest Section Time (Section)	0:10.98 (400m)
Top Speed [km/h] (Section)	66.9 (400m)
Race State	Finished

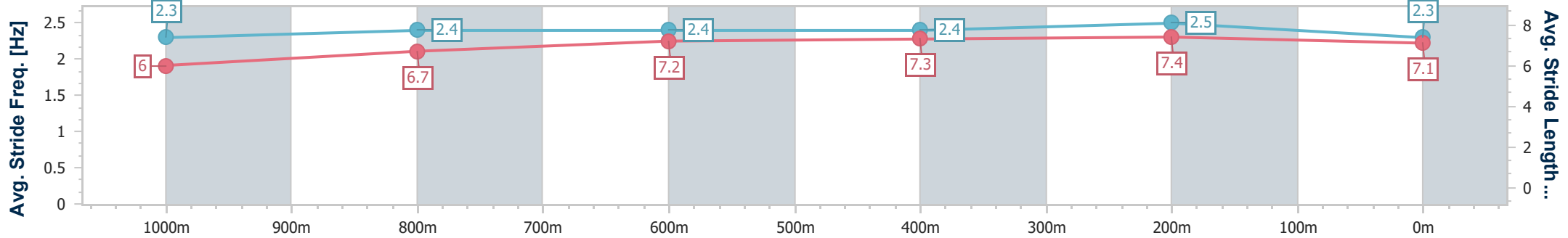
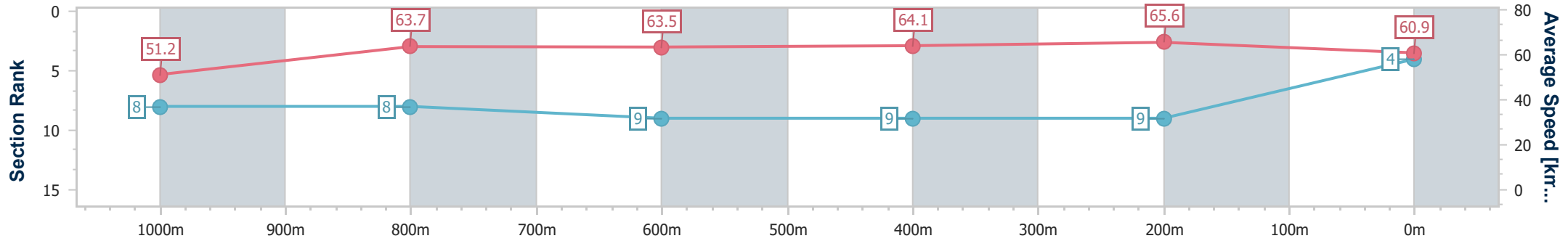


Eagle Farm QLD Professional
 Race 3: SOUTHS SPORTS CLUB Fillies & Mares BENCHMARK
 70 Handicap - 1200m
 15 February 2025 - 13:24
 Track Rating: Soft 6, Weather: Overcast, Rail Position: +0.5m Entire



BRISBANE
 RACING CLUB

Section	Overall	1000m	800m	600m	400m	200m
Section Times	1:11.19 [4] (0:14.12)	0:57.07 [8] (0:11.46)	0:45.61 [8] (0:11.45)	0:34.16 [9] (0:11.36)	0:22.80 [9] (0:10.98)	0:11.82 [9] (0:11.82)
Average Speed [km/h]	51.2	63.7	63.5	64.1	65.6	60.9
Top Speed [km/h]	63.4	65.0	65.2	66.7	66.9	64.1
Avg. Dist. to Rail [m]	8.2	3.2	1.6	2.2	7.2	10.3
Avg. Stride Freq. [Hz]	2.3	2.4	2.4	2.4	2.5	2.3
Avg. Stride Length [m]	6.0	6.7	7.2	7.3	7.4	7.1



- [] Ranking at each section and finish
- .-.- No data available at this section
- NA No data available



Horse/Jockey Name	Adiella
Final Rank	5
Fastest Section Time (Section)	0:10.95 (400m)
Top Speed [km/h] (Section)	66.9 (400m)
Race State	Finished

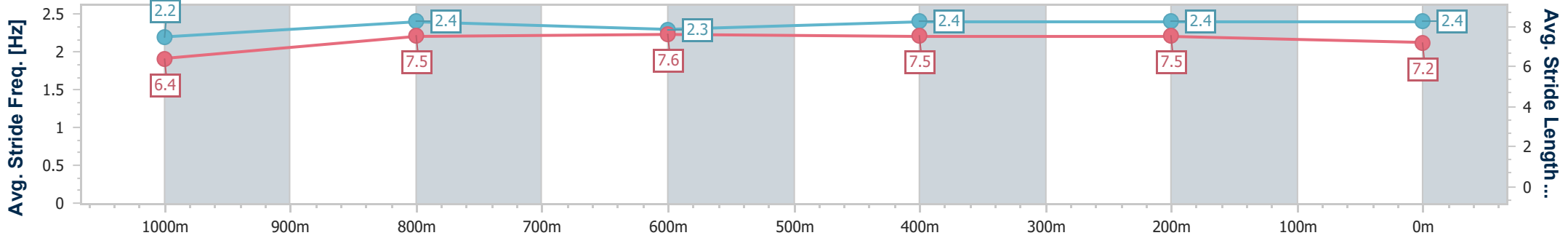
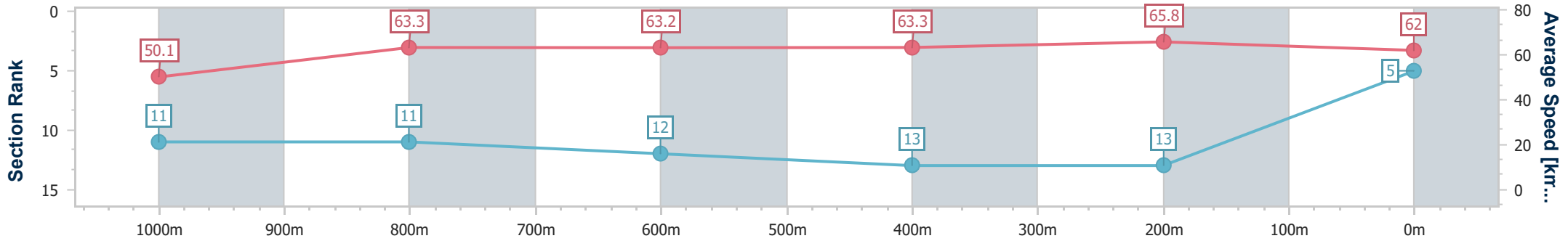


Eagle Farm QLD Professional
 Race 3: SOUTHS SPORTS CLUB Fillies & Mares BENCHMARK
 70 Handicap - 1200m
 15 February 2025 - 13:24
 Track Rating: Soft 6, Weather: Overcast, Rail Position: +0.5m Entire



BRISBANE
RACING CLUB

Section	Overall	1000m	800m	600m	400m	200m
Section Times	1:11.21 [5] (0:14.37)	0:56.84 [11] (0:11.53)	0:45.31 [11] (0:11.43)	0:33.88 [12] (0:11.35)	0:22.53 [13] (0:10.95)	0:11.58 [13] (0:11.58)
Average Speed [km/h]	50.1	63.3	63.2	63.3	65.8	62.0
Top Speed [km/h]	63.1	64.8	64.1	65.0	66.9	64.6
Avg. Dist. to Rail [m]	5.0	1.8	0.8	0.4	0.7	0.9
Avg. Stride Freq. [Hz]	2.2	2.4	2.3	2.4	2.4	2.4
Avg. Stride Length [m]	6.4	7.5	7.6	7.5	7.5	7.2



- [] Ranking at each section and finish
- .-.- No data available at this section
- NA No data available



Horse/Jockey Name	Jungle Law
Final Rank	6
Fastest Section Time (Section)	0:11.22 (400m)
Top Speed [km/h] (Section)	68.0 (1000m)
Race State	Finished

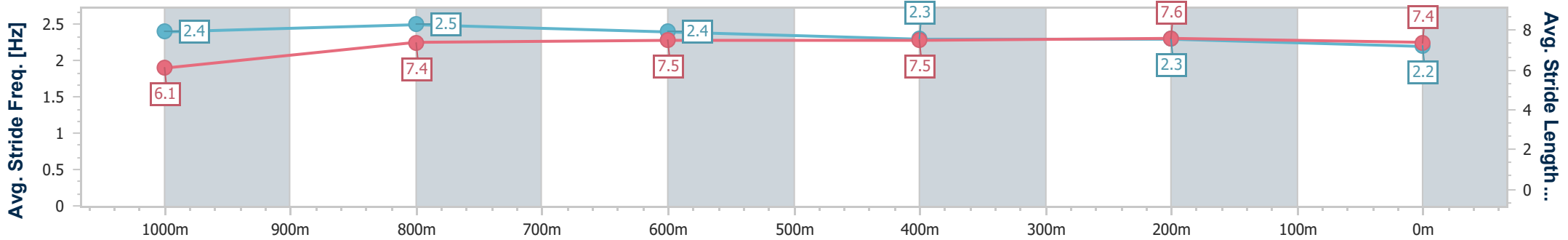
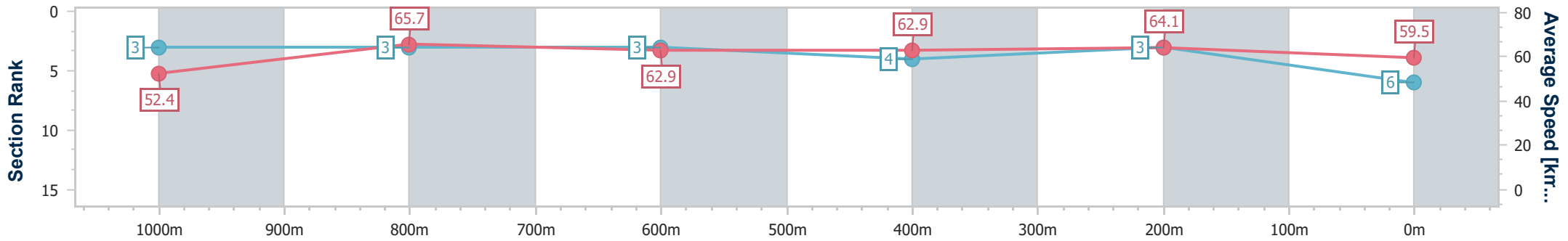


Eagle Farm QLD Professional
 Race 3: SOUTHS SPORTS CLUB Fillies & Mares BENCHMARK
 70 Handicap - 1200m
 15 February 2025 - 13:24
 Track Rating: Soft 6, Weather: Overcast, Rail Position: +0.5m Entire



BRISBANE
RACING CLUB

Section	Overall	1000m	800m	600m	400m	200m
Section Times	1:11.30 [6] (0:13.74)	0:57.56 [3] (0:11.27)	0:46.29 [3] (0:11.53)	0:34.76 [3] (0:11.42)	0:23.34 [4] (0:11.22)	0:12.12 [3] (0:12.12)
Average Speed [km/h]	52.4	65.7	62.9	62.9	64.1	59.5
Top Speed [km/h]	67.2	68.0	64.8	64.8	65.0	62.7
Avg. Dist. to Rail [m]	8.8	4.8	1.9	0.6	1.9	6.2
Avg. Stride Freq. [Hz]	2.4	2.5	2.4	2.3	2.3	2.2
Avg. Stride Length [m]	6.1	7.4	7.5	7.5	7.6	7.4



- [] Ranking at each section and finish
- .-.- No data available at this section
- NA No data available



Horse/Jockey Name	Lunar Eight
Final Rank	7
Fastest Section Time (Section)	0:11.25 (400m)
Top Speed [km/h] (Section)	65.8 (400m)
Race State	Finished

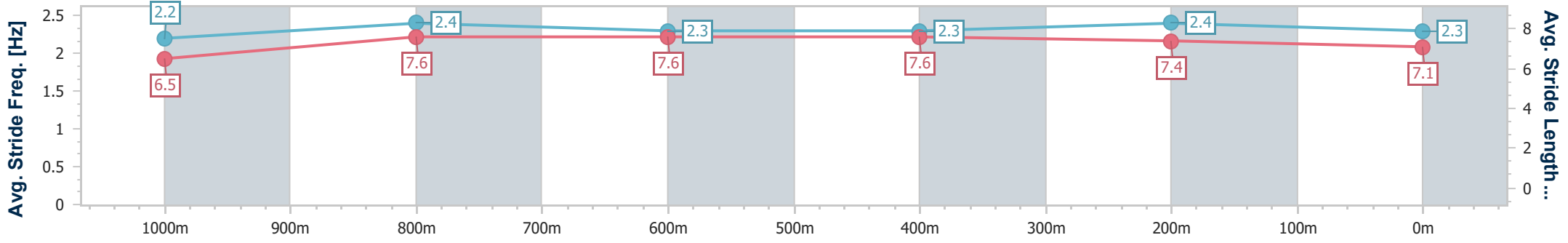
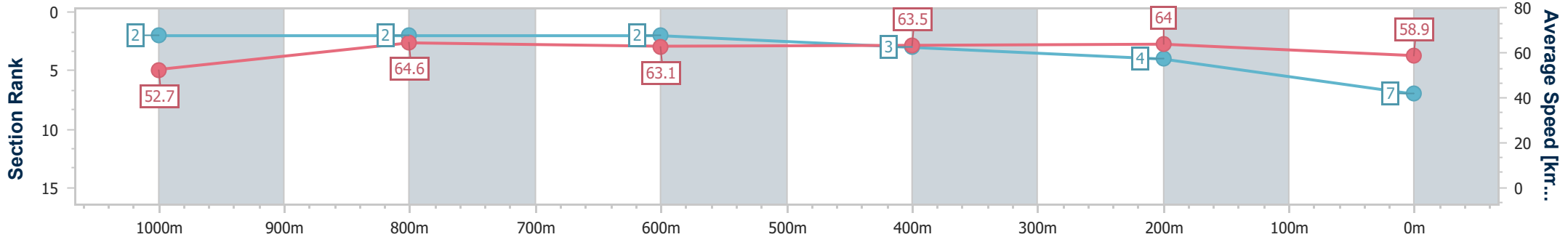


Eagle Farm QLD Professional
 Race 3: SOUTHS SPORTS CLUB Fillies & Mares BENCHMARK
 70 Handicap - 1200m
 15 February 2025 - 13:24
 Track Rating: Soft 6, Weather: Overcast, Rail Position: +0.5m Entire



BRISBANE
 RACING CLUB

Section	Overall	1000m	800m	600m	400m	200m
Section Times	1:11.41 [7] (0:13.67)	0:57.74 [2] (0:11.33)	0:46.41 [2] (0:11.47)	0:34.94 [2] (0:11.48)	0:23.46 [3] (0:11.25)	0:12.21 [4]
Average Speed [km/h]	52.7	64.6	63.1	63.5	64.0	58.9
Top Speed [km/h]	65.5	65.5	64.8	64.7	65.8	62.4
Avg. Dist. to Rail [m]	5.6	2.5	1.8	2.3	3.6	6.1
Avg. Stride Freq. [Hz]	2.2	2.4	2.3	2.3	2.4	2.3
Avg. Stride Length [m]	6.5	7.6	7.6	7.6	7.4	7.1



- [] Ranking at each section and finish
- .-.- No data available at this section
- NA No data available



Horse/Jockey Name	Try Everything
Final Rank	8
Fastest Section Time (Section)	0:10.91 (400m)
Top Speed [km/h] (Section)	67.2 (400m)
Race State	Finished

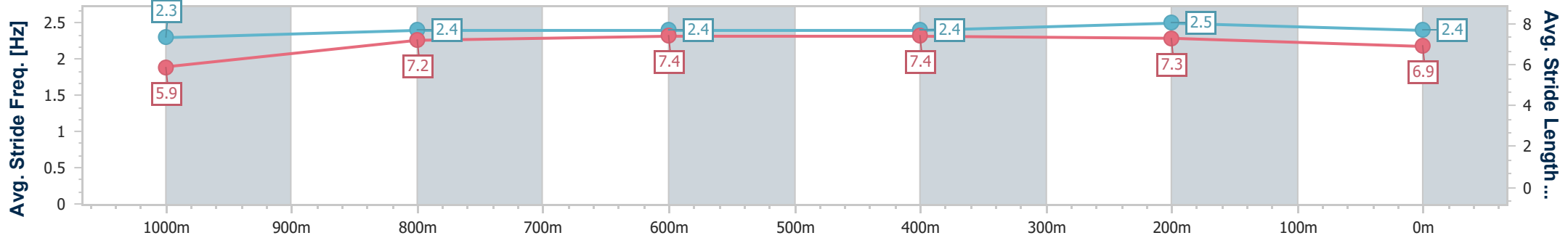
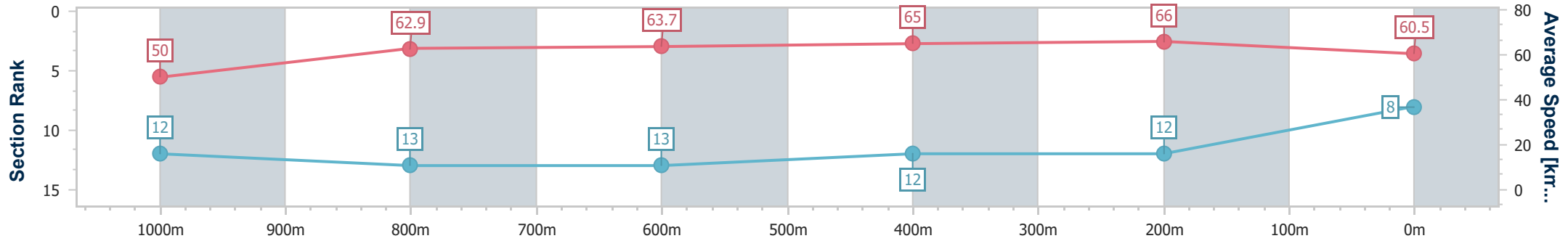


Eagle Farm QLD Professional
 Race 3: SOUTHS SPORTS CLUB Fillies & Mares BENCHMARK
 70 Handicap - 1200m
 15 February 2025 - 13:24
 Track Rating: Soft 6, Weather: Overcast, Rail Position: +0.5m Entire



BRISBANE
RACING CLUB

Section	Overall	1000m	800m	600m	400m	200m
Section Times	1:11.49 [8] (0:14.47)	0:57.02 [12] (0:11.62)	0:45.40 [13] (0:11.42)	0:33.98 [13] (0:11.17)	0:22.81 [12] (0:10.91)	0:11.90 [12] (0:11.90)
Average Speed [km/h]	50.0	62.9	63.7	65.0	66.0	60.5
Top Speed [km/h]	62.6	65.3	65.3	66.1	67.2	65.6
Avg. Dist. to Rail [m]	7.4	3.1	1.7	2.2	8.7	12.5
Avg. Stride Freq. [Hz]	2.3	2.4	2.4	2.4	2.5	2.4
Avg. Stride Length [m]	5.9	7.2	7.4	7.4	7.3	6.9



- [] Ranking at each section and finish
- .-.- No data available at this section
- NA No data available



Horse/Jockey Name	Decisive Lass
Final Rank	9
Fastest Section Time (Section)	0:11.19 (400m)
Top Speed [km/h] (Section)	65.7 (400m)
Race State	Finished

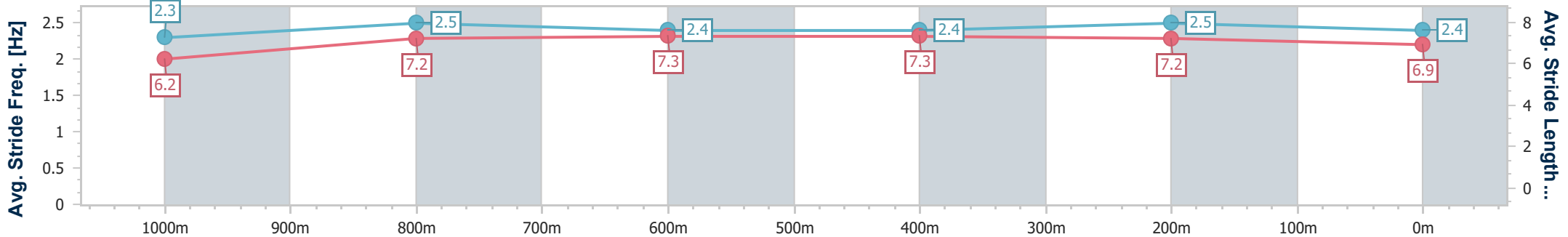
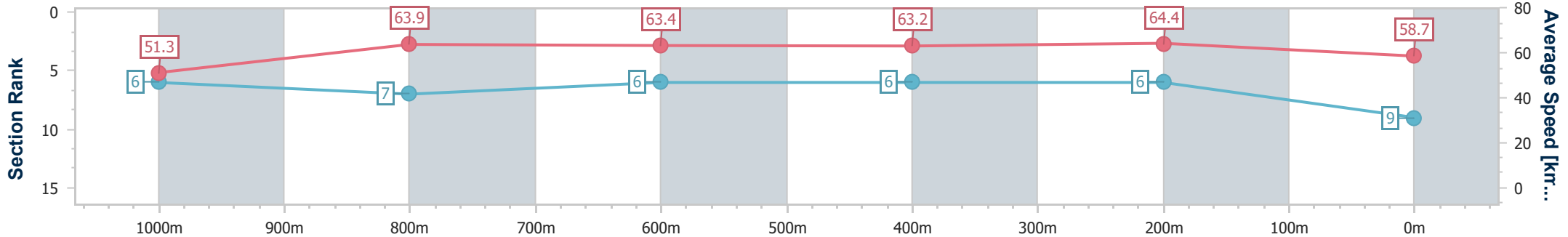


Eagle Farm QLD Professional
 Race 3: SOUTHS SPORTS CLUB Fillies & Mares BENCHMARK
 70 Handicap - 1200m
 15 February 2025 - 13:24
 Track Rating: Soft 6, Weather: Overcast, Rail Position: +0.5m Entire



BRISBANE
 RACING CLUB

Section	Overall	1000m	800m	600m	400m	200m
Section Times	1:11.55 [9] (0:14.03)	0:57.52 [6] (0:11.32)	0:46.20 [7] (0:11.36)	0:34.84 [6] (0:11.39)	0:23.45 [6] (0:11.19)	0:12.26 [6] (0:12.26)
Average Speed [km/h]	51.3	63.9	63.4	63.2	64.4	58.7
Top Speed [km/h]	62.2	65.7	65.0	64.9	65.7	61.7
Avg. Dist. to Rail [m]	1.0	1.1	0.2	0.4	0.4	2.9
Avg. Stride Freq. [Hz]	2.3	2.5	2.4	2.4	2.5	2.4
Avg. Stride Length [m]	6.2	7.2	7.3	7.3	7.2	6.9



- [] Ranking at each section and finish
- .-.- No data available at this section
- NA No data available



Horse/Jockey Name	Giliana
Final Rank	10
Fastest Section Time (Section)	0:10.93 (400m)
Top Speed [km/h] (Section)	66.9 (400m)
Race State	Finished

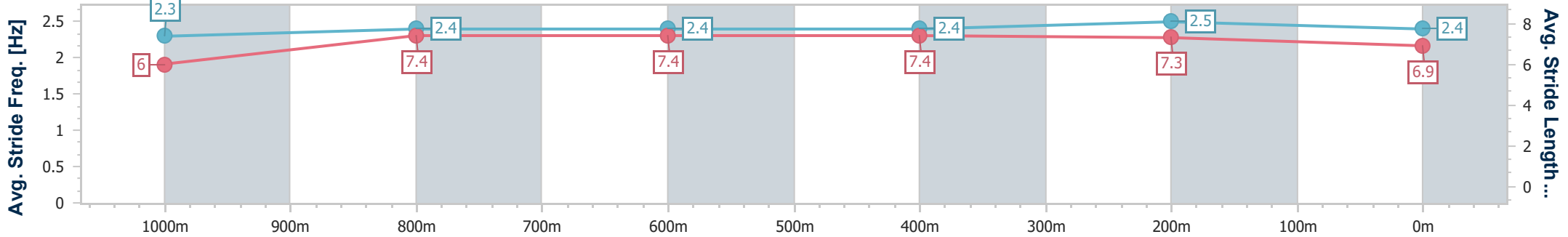
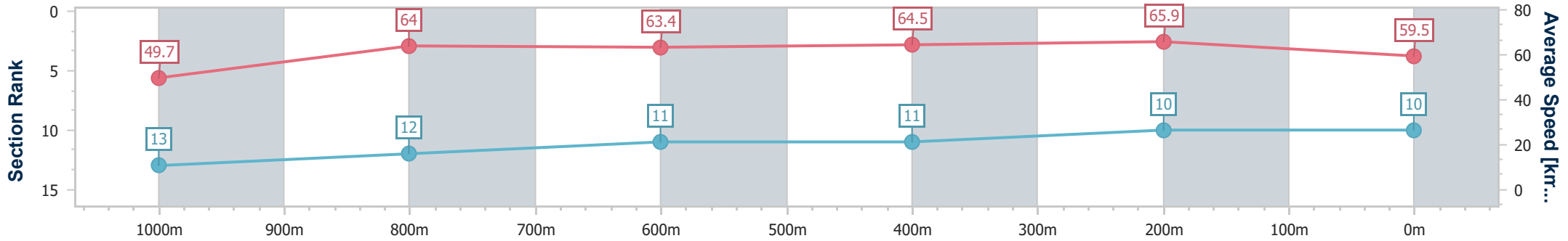


Eagle Farm QLD Professional
 Race 3: SOUTHS SPORTS CLUB Fillies & Mares BENCHMARK
 70 Handicap - 1200m
 15 February 2025 - 13:24
 Track Rating: Soft 6, Weather: Overcast, Rail Position: +0.5m Entire



BRISBANE
RACING CLUB

Section	Overall	1000m	800m	600m	400m	200m
Section Times	1:11.59 [10] (0:14.49)	0:57.10 [13] (0:11.42)	0:45.68 [12] (0:11.38)	0:34.30 [11] (0:11.29)	0:23.01 [11] (0:10.93)	0:12.08 [10] (0:12.08)
Average Speed [km/h]	49.7	64.0	63.4	64.5	65.9	59.5
Top Speed [km/h]	62.8	65.4	66.0	66.0	66.9	63.5
Avg. Dist. to Rail [m]	5.8	2.0	1.3	2.0	7.8	10.4
Avg. Stride Freq. [Hz]	2.3	2.4	2.4	2.4	2.5	2.4
Avg. Stride Length [m]	6.0	7.4	7.4	7.4	7.3	6.9



- [] Ranking at each section and finish
- .-.- No data available at this section
- NA No data available



Horse/Jockey Name	Sistine Explorer
Final Rank	11
Fastest Section Time (Section)	0:11.10 (400m)
Top Speed [km/h] (Section)	68.4 (400m)
Race State	Finished

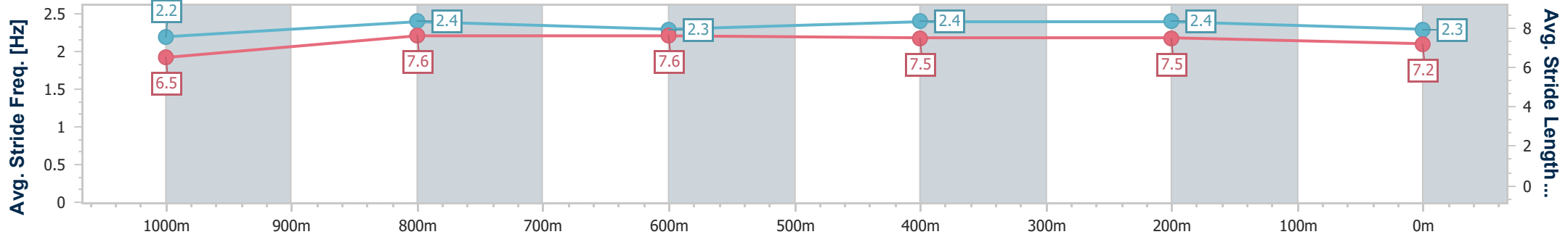
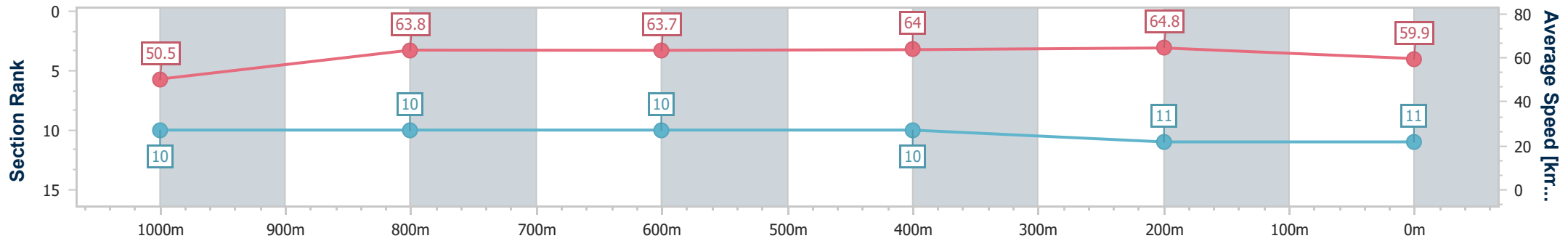


Eagle Farm QLD Professional
 Race 3: SOUTHS SPORTS CLUB Fillies & Mares BENCHMARK
 70 Handicap - 1200m
 15 February 2025 - 13:24
 Track Rating: Soft 6, Weather: Overcast, Rail Position: +0.5m Entire



BRISBANE
 RACING CLUB

Section	Overall	1000m	800m	600m	400m	200m
Section Times	1:11.59 [11] (0:14.26)	0:57.33 [10] (0:11.47)	0:45.86 [10] (0:11.45)	0:34.41 [10] (0:11.31)	0:23.10 [10] (0:11.10)	0:12.00 [11] (0:12.00)
Average Speed [km/h]	50.5	63.8	63.7	64.0	64.8	59.9
Top Speed [km/h]	62.4	65.6	65.7	68.2	68.4	62.0
Avg. Dist. to Rail [m]	4.1	3.3	2.1	1.3	3.2	5.0
Avg. Stride Freq. [Hz]	2.2	2.4	2.3	2.4	2.4	2.3
Avg. Stride Length [m]	6.5	7.6	7.6	7.5	7.5	7.2



- [] Ranking at each section and finish
- .-.- No data available at this section
- NA No data available



Horse/Jockey Name	Encrypted Elegance
Final Rank	12
Fastest Section Time (Section)	0:11.20 (800m)
Top Speed [km/h] (Section)	65.2 (400m)
Race State	Finished

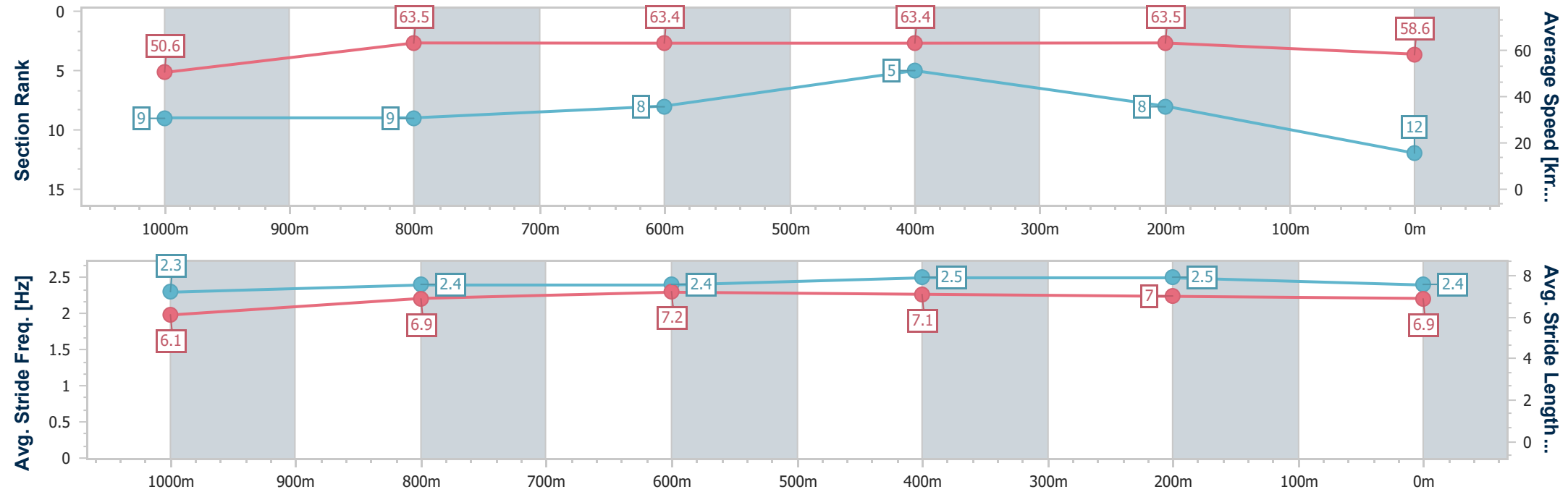


Eagle Farm QLD Professional
 Race 3: SOUTHS SPORTS CLUB Fillies & Mares BENCHMARK
 70 Handicap - 1200m
 15 February 2025 - 13:24
 Track Rating: Soft 6, Weather: Overcast, Rail Position: +0.5m Entire



BRISBANE
RACING CLUB

Section	Overall	1000m	800m	600m	400m	200m
Section Times	1:11.62 [12] (0:14.25)	0:57.37 [9] (0:11.34)	0:46.03 [9] (0:11.20)	0:34.83 [8] (0:11.21)	0:23.62 [5] (0:11.34)	0:12.28 [8] (0:12.28)
Average Speed [km/h]	50.6	63.5	63.4	63.4	63.5	58.6
Top Speed [km/h]	61.6	64.3	63.7	65.0	65.2	61.4
Avg. Dist. to Rail [m]	2.0	1.2	2.9	2.3	1.0	3.5
Avg. Stride Freq. [Hz]	2.3	2.4	2.4	2.5	2.5	2.4
Avg. Stride Length [m]	6.1	6.9	7.2	7.1	7.0	6.9



- [] Ranking at each section and finish
- .-.- No data available at this section
- NA No data available



Horse/Jockey Name	Alloutatime
Final Rank	13
Fastest Section Time (Section)	0:11.17 (1000m)
Top Speed [km/h] (Section)	66.2 (1000m)
Race State	Finished

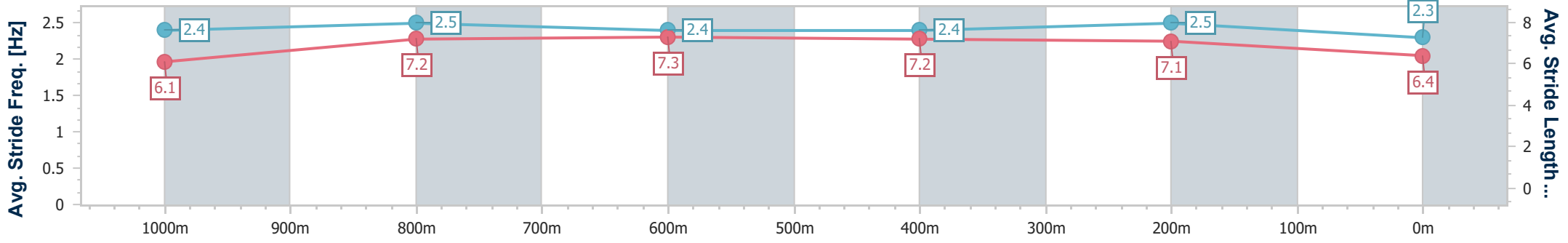
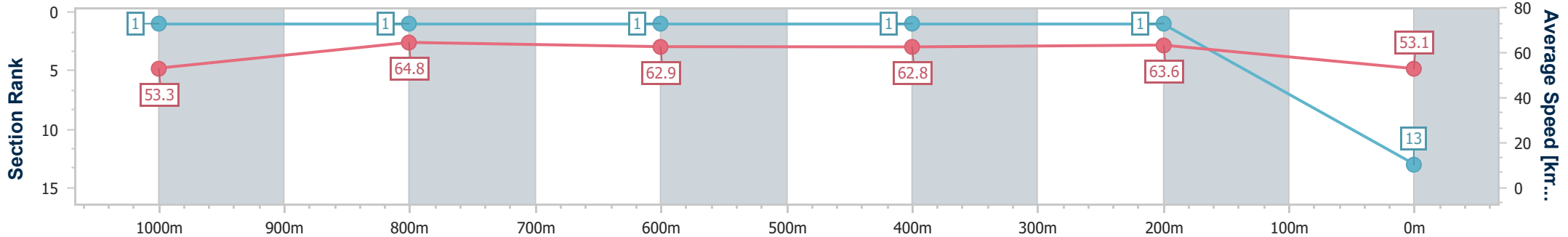


Eagle Farm QLD Professional
 Race 3: SOUTHS SPORTS CLUB Fillies & Mares BENCHMARK
 70 Handicap - 1200m
 15 February 2025 - 13:24
 Track Rating: Soft 6, Weather: Overcast, Rail Position: +0.5m Entire



BRISBANE
RACING CLUB

Section	Overall	1000m	800m	600m	400m	200m
Section Times	1:12.50 [13] (0:13.55)	0:58.95 [1] (0:11.17)	0:47.78 [1] (0:11.46)	0:36.32 [1] (0:11.48)	0:24.84 [1] (0:11.29)	0:13.55 [1] (0:13.55)
Average Speed [km/h]	53.3	64.8	62.9	62.8	63.6	53.1
Top Speed [km/h]	64.8	66.2	65.5	64.5	65.1	59.2
Avg. Dist. to Rail [m]	3.7	1.3	0.6	0.3	0.6	1.3
Avg. Stride Freq. [Hz]	2.4	2.5	2.4	2.4	2.5	2.3
Avg. Stride Length [m]	6.1	7.2	7.3	7.2	7.1	6.4



- [] Ranking at each section and finish
- .-.- No data available at this section
- NA No data available



Eagle Farm QLD Professional
Race 4: RYAN "SCRUBBER" HARDIKER Colts, Geldings & Entires
BENCHMARK 70 Handicap - 1200m
15 February 2025 - 13:58



BRISBANE
RACING CLUB

Track Rating: Soft 6, Weather: Overcast, Rail Position: +0.5m Entire

Section												Last 600m						
Field Times												0:34.81						
	Overall	1000m	800m	600m	400m	200m												
	1:10.34 (0:13.26)	0:57.08 (0:10.99)	0:46.09 (0:11.28)	0:34.81 (0:11.48)	0:23.33 (0:11.21)	0:12.12 (0:12.12)												
Rank	TAB	Horse/Jockey	Barrier	Top Speed [km/h]	Fastest Section												Margin	Distance Travelled [m]
1	10	CASPERNOVA Vlad Duric	6	67.5 800m	0:11.02 800m	1:10.34 [1] (0:13.81)	0:56.53 [5] (0:11.13)	0:45.40 [4] (0:11.02)	0:34.38 [4] (0:11.19)	0:23.19 [3] (0:11.07)	0:12.12 [1] (0:12.12)	1:10.34	0:34.38					
2	16	KALUMBURU Cobi Vitler	10	67.4 400m	0:10.81 400m	1:10.58 [2] (0:14.27)	0:56.31 [9] (0:11.34)	0:44.97 [10] (0:11.20)	0:33.77 [10] (0:11.24)	0:22.53 [10] (0:10.81)	0:11.72 [5] (0:11.72)	1.41L	0:33.77	-2				
3	12	NO NAME FRANK Georgina Cartwright	4	66.1 Overall	0:11.18 800m	1:10.94 [3] (0:13.49)	0:57.45 [3] (0:11.23)	0:46.22 [3] (0:11.18)	0:35.04 [3] (0:11.30)	0:23.74 [4] (0:11.36)	0:12.38 [3] (0:12.38)	3.5L	0:35.04	-1				
4	7	BOOM MASTER Siobhan Rutledge	14	67.6 1000m	0:10.90 1000m	1:11.07 [4] (0:13.36)	0:57.71 [2] (0:10.90)	0:46.81 [2] (0:11.36)	0:35.45 [2] (0:11.47)	0:23.98 [2] (0:11.42)	0:12.56 [2] (0:12.56)	4.26L	0:35.45	+1				
5	13	FIGHTING IDOL Tahlia Fenlon	5	66.5 800m	0:11.15 800m	1:11.09 [5] (0:13.80)	0:57.29 [4] (0:11.29)	0:46.00 [5] (0:11.15)	0:34.85 [5] (0:11.34)	0:23.51 [5] (0:11.30)	0:12.21 [6] (0:12.21)	4.39L	0:34.85	-5				
6	8	BOOM SHOT Kyle Wilson-Taylor	7	65.9 800m	0:11.10 800m	1:11.22 [6] (0:14.17)	0:57.05 [8] (0:11.15)	0:45.90 [8] (0:11.10)	0:34.80 [7] (0:11.41)	0:23.39 [8] (0:11.25)	0:12.14 [7] (0:12.14)	5.16L	0:34.80	-6				
7	4	KEMI ZABI Angela Jones	16	66.5 800m	0:11.15 800m	1:11.28 [7] (0:14.27)	0:57.01 [10] (0:11.20)	0:45.81 [9] (0:11.15)	0:34.66 [9] (0:11.26)	0:23.40 [9] (0:11.25)	0:12.15 [8] (0:12.15)	5.49L	0:34.66	+3				
8	14	MR WANDJI Ron Stewart	8	67.2 800m	0:11.21 800m	1:11.80 [8] (0:14.01)	0:57.79 [7] (0:11.25)	0:46.54 [7] (0:11.21)	0:35.33 [8] (0:11.25)	0:24.08 [7] (0:11.51)	0:12.57 [9] (0:12.57)	8.56L	0:35.33	+2				
9	6	RUNWITHTHETIDE Emily Lang	2	67.3 1000m	0:10.99 1000m	1:12.13 [9] (0:13.26)	0:58.87 [1] (0:10.99)	0:47.88 [1] (0:11.28)	0:36.60 [1] (0:11.48)	0:25.12 [1] (0:11.80)	0:13.32 [4] (0:13.32)	10.52L	0:36.60	+1				
10	11	ZINGALONG Paul Hamblin	12	67.6 800m	0:11.10 800m	1:12.94 [10] (0:13.91)	0:59.03 [6] (0:11.32)	0:47.71 [6] (0:11.10)	0:36.61 [6] (0:11.39)	0:25.22 [6] (0:11.59)	0:13.63 [10] (0:13.63)	15.27L	0:36.61	+4				

Scratched: Kavak (#9), Clubhouse (#18), Action King (#3), Redzoust (#5), Inlanda (#17), The Gambling Greek (#15), About To Explode (#2), Hellish (#1)

[] Ranking at each section and finish
 -:-:- No data available at this section
 NA No data available

SCN Saddle cloth number
 DNF Did not finish
 DNT Did not track



Horse/Jockey Name	Caspernova
Final Rank	1
Fastest Section Time (Section)	0:11.02 (800m)
Top Speed [km/h] (Section)	67.5 (800m)
Race State	Finished



Eagle Farm QLD Professional
 Race 4: RYAN "SCRUBBER" HARDIKER Colts, Geldings & Entires BENCHMARK 70 Handicap - 1200m

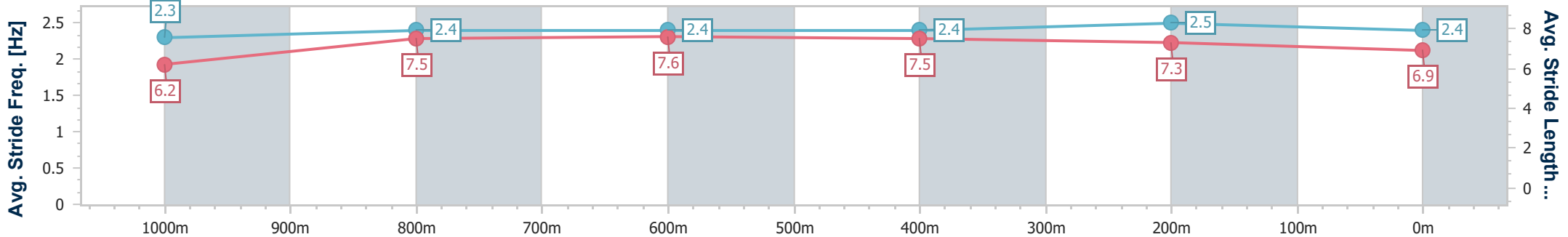
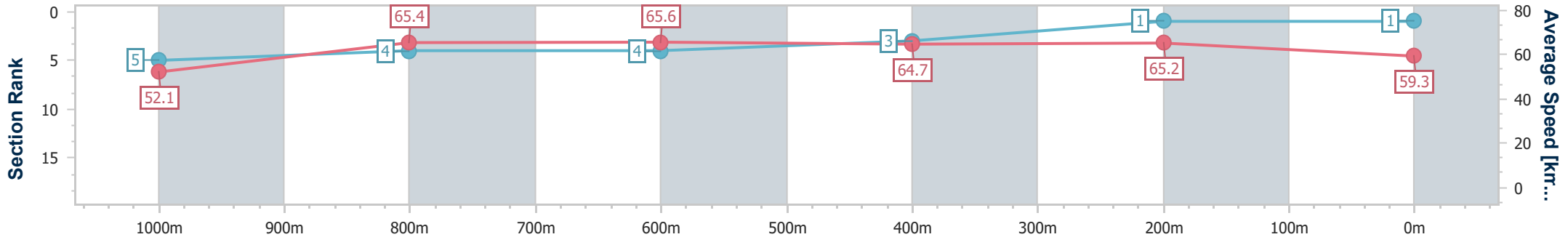


BRISBANE RACING CLUB

15 February 2025 - 13:58

Track Rating: Soft 6, Weather: Overcast, Rail Position: +0.5m Entire

Section	Overall	1000m	800m	600m	400m	200m
Section Times	1:10.34 [1] (0:13.81)	0:56.53 [5] (0:11.13)	0:45.40 [4] (0:11.02)	0:34.38 [4] (0:11.19)	0:23.19 [3] (0:11.07)	0:12.12 [1] (0:12.12)
Average Speed [km/h]	52.1	65.4	65.6	64.7	65.2	59.3
Top Speed [km/h]	64.7	67.2	67.5	66.0	66.1	64.3
Avg. Dist. to Rail [m]	2.8	2.0	1.3	0.9	3.9	5.3
Avg. Stride Freq. [Hz]	2.3	2.4	2.4	2.4	2.5	2.4
Avg. Stride Length [m]	6.2	7.5	7.6	7.5	7.3	6.9



- [] Ranking at each section and finish
- .-.- No data available at this section
- NA No data available



Horse/Jockey Name	Kalumburu
Final Rank	2
Fastest Section Time (Section)	0:10.81 (400m)
Top Speed [km/h] (Section)	67.4 (400m)
Race State	Finished



Eagle Farm QLD Professional
 Race 4: RYAN "SCRUBBER" HARDIKER Colts, Geldings & Entires BENCHMARK 70 Handicap - 1200m

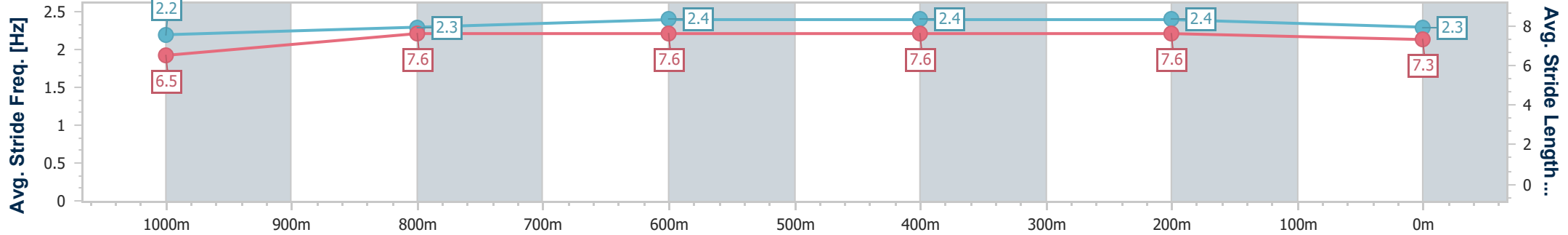
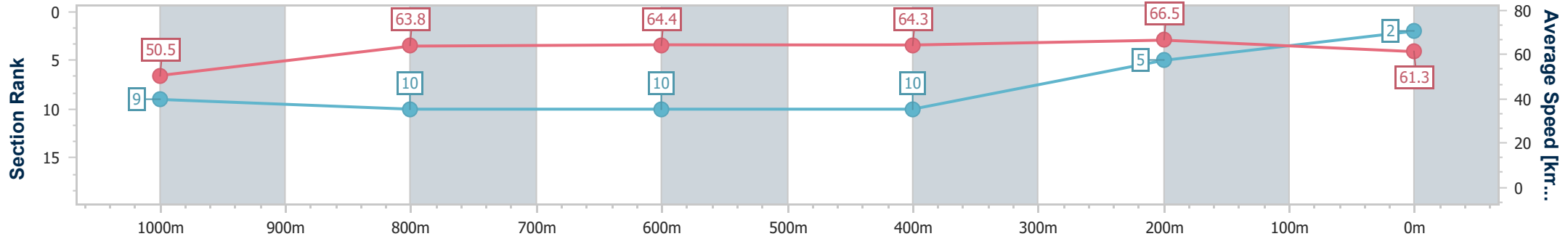
15 February 2025 - 13:58

Track Rating: Soft 6, Weather: Overcast, Rail Position: +0.5m Entire



BRISBANE RACING CLUB

Section	Overall	1000m	800m	600m	400m	200m
Section Times	1:10.58 [2] (0:14.27)	0:56.31 [9] (0:11.34)	0:44.97 [10] (0:11.20)	0:33.77 [10] (0:11.24)	0:22.53 [10] (0:10.81)	0:11.72 [5] (0:11.72)
Average Speed [km/h]	50.5	63.8	64.4	64.3	66.5	61.3
Top Speed [km/h]	64.8	65.4	65.3	66.6	67.4	65.4
Avg. Dist. to Rail [m]	3.1	1.2	0.6	1.0	6.0	6.0
Avg. Stride Freq. [Hz]	2.2	2.3	2.4	2.4	2.4	2.3
Avg. Stride Length [m]	6.5	7.6	7.6	7.6	7.6	7.3



- [] Ranking at each section and finish
- .-.- No data available at this section
- NA No data available



Horse/Jockey Name	No Name Frank
Final Rank	3
Fastest Section Time (Section)	0:11.18 (800m)
Top Speed [km/h] (Section)	66.1 (Overall)
Race State	Finished



Eagle Farm QLD Professional
 Race 4: RYAN "SCRUBBER" HARDIKER Colts, Geldings & Entires BENCHMARK 70 Handicap - 1200m

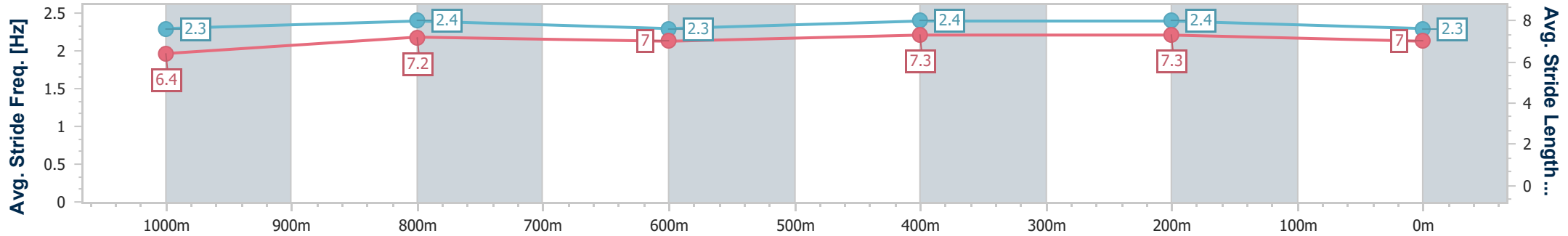
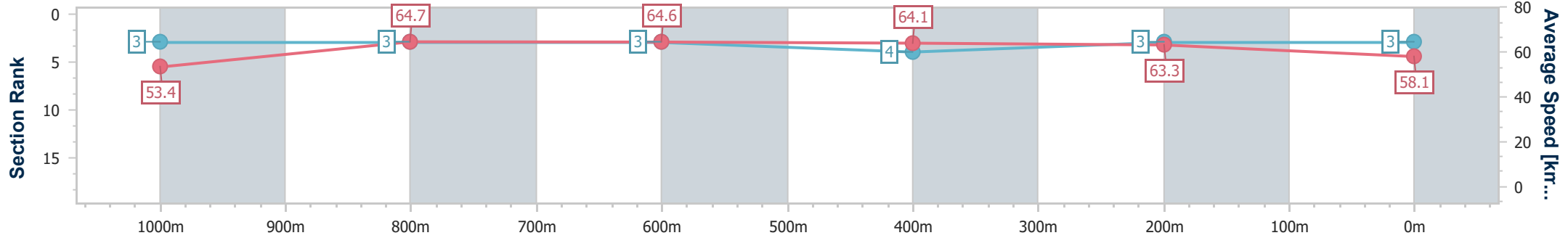
15 February 2025 - 13:58

Track Rating: Soft 6, Weather: Overcast, Rail Position: +0.5m Entire



BRISBANE
RACING CLUB

Section	Overall	1000m	800m	600m	400m	200m
Section Times	1:10.94 [3] (0:13.49)	0:57.45 [3] (0:11.23)	0:46.22 [3] (0:11.18)	0:35.04 [3] (0:11.30)	0:23.74 [4] (0:11.36)	0:12.38 [3] (0:12.38)
Average Speed [km/h]	53.4	64.7	64.6	64.1	63.3	58.1
Top Speed [km/h]	66.1	66.0	65.6	64.3	64.6	61.4
Avg. Dist. to Rail [m]	1.6	1.8	1.1	0.4	0.5	1.3
Avg. Stride Freq. [Hz]	2.3	2.4	2.3	2.4	2.4	2.3
Avg. Stride Length [m]	6.4	7.2	7.0	7.3	7.3	7.0



- [] Ranking at each section and finish
- .-.- No data available at this section
- NA No data available



Horse/Jockey Name	Boom Master
Final Rank	4
Fastest Section Time (Section)	0:10.90 (1000m)
Top Speed [km/h] (Section)	67.6 (1000m)
Race State	Finished



Eagle Farm QLD Professional
 Race 4: RYAN "SCRUBBER" HARDIKER Colts, Geldings & Entires BENCHMARK 70 Handicap - 1200m

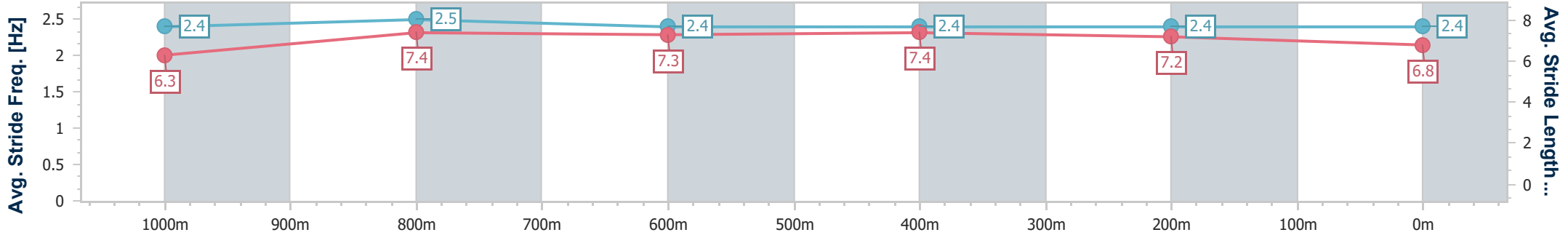
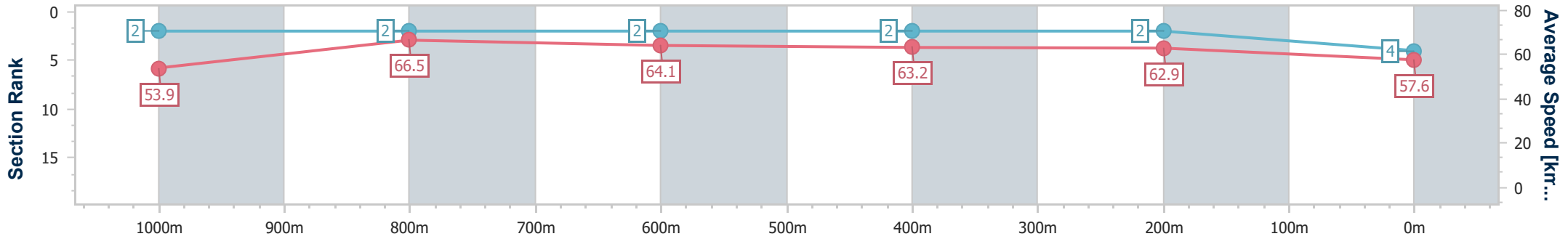
15 February 2025 - 13:58

Track Rating: Soft 6, Weather: Overcast, Rail Position: +0.5m Entire



BRISBANE RACING CLUB

Section	Overall	1000m	800m	600m	400m	200m
Section Times	1:11.07 [4] (0:13.36)	0:57.71 [2] (0:10.90)	0:46.81 [2] (0:11.36)	0:35.45 [2] (0:11.47)	0:23.98 [2] (0:11.42)	0:12.56 [2] (0:12.56)
Average Speed [km/h]	53.9	66.5	64.1	63.2	62.9	57.6
Top Speed [km/h]	67.2	67.6	65.5	65.1	64.7	60.8
Avg. Dist. to Rail [m]	4.8	1.8	2.0	1.3	4.4	4.6
Avg. Stride Freq. [Hz]	2.4	2.5	2.4	2.4	2.4	2.4
Avg. Stride Length [m]	6.3	7.4	7.3	7.4	7.2	6.8



- [] Ranking at each section and finish
- .-.- No data available at this section
- NA No data available



Horse/Jockey Name	Fighting Idol
Final Rank	5
Fastest Section Time (Section)	0:11.15 (800m)
Top Speed [km/h] (Section)	66.5 (800m)
Race State	Finished



Eagle Farm QLD Professional
 Race 4: RYAN "SCRUBBER" HARDIKER Colts, Geldings & Entires BENCHMARK 70 Handicap - 1200m

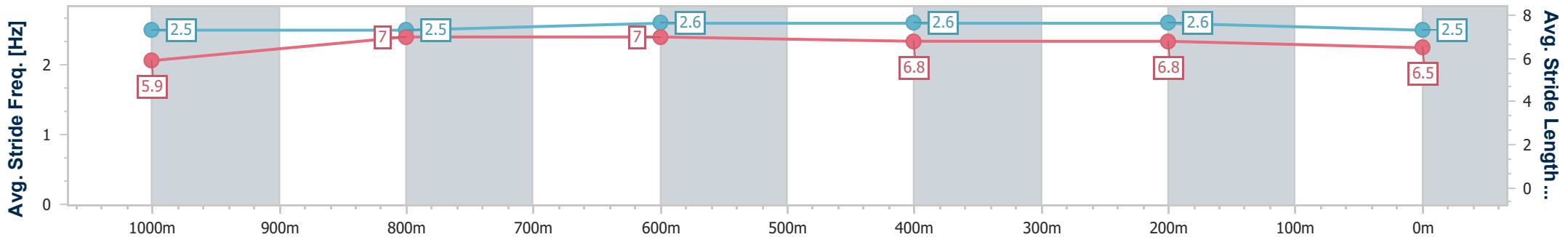
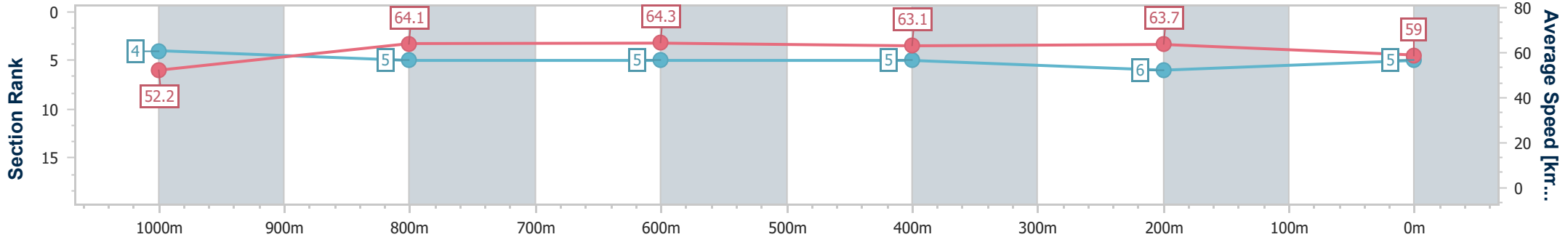


BRISBANE RACING CLUB

15 February 2025 - 13:58

Track Rating: Soft 6, Weather: Overcast, Rail Position: +0.5m Entire

Section	Overall	1000m	800m	600m	400m	200m
Section Times	1:11.09 [5] (0:13.80)	0:57.29 [4] (0:11.29)	0:46.00 [5] (0:11.15)	0:34.85 [5] (0:11.34)	0:23.51 [5] (0:11.30)	0:12.21 [6] (0:12.21)
Average Speed [km/h]	52.2	64.1	64.3	63.1	63.7	59.0
Top Speed [km/h]	65.1	66.2	66.5	64.5	65.5	61.9
Avg. Dist. to Rail [m]	1.6	0.6	0.3	1.3	1.0	3.6
Avg. Stride Freq. [Hz]	2.5	2.5	2.6	2.6	2.6	2.5
Avg. Stride Length [m]	5.9	7.0	7.0	6.8	6.8	6.5



- [] Ranking at each section and finish
- .-.- No data available at this section
- NA No data available



Horse/Jockey Name	Boom Shot
Final Rank	6
Fastest Section Time (Section)	0:11.10 (800m)
Top Speed [km/h] (Section)	65.9 (800m)
Race State	Finished



Eagle Farm QLD Professional
 Race 4: RYAN "SCRUBBER" HARDIKER Colts, Geldings & Entires BENCHMARK 70 Handicap - 1200m

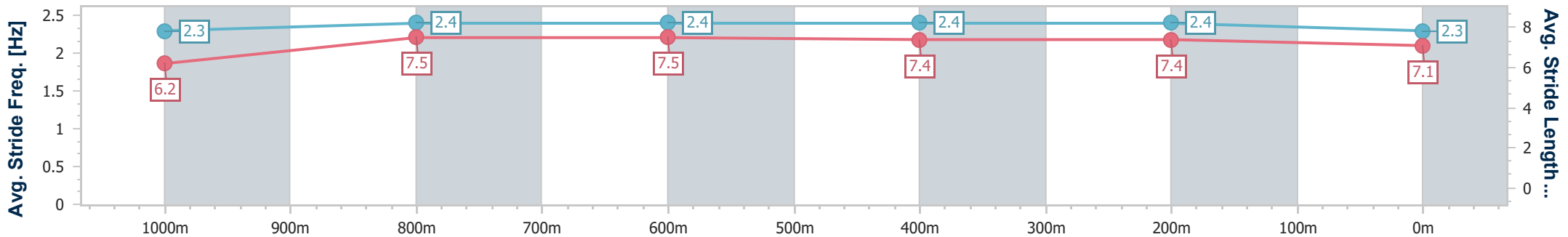
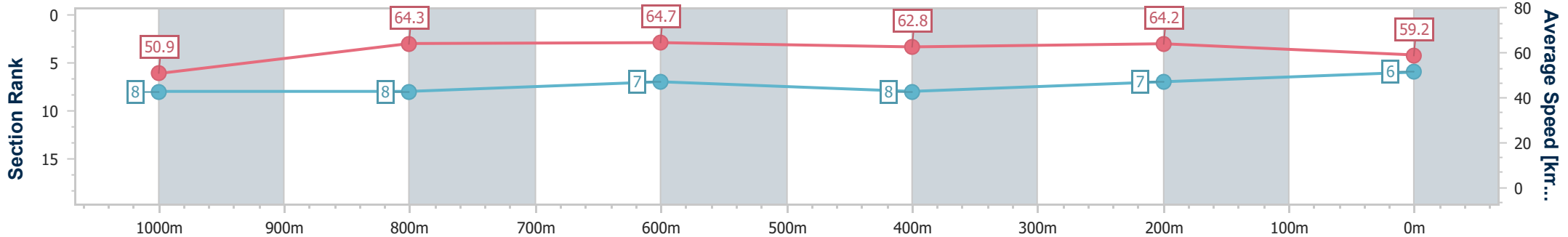
15 February 2025 - 13:58

Track Rating: Soft 6, Weather: Overcast, Rail Position: +0.5m Entire



BRISBANE RACING CLUB

Section	Overall	1000m	800m	600m	400m	200m
Section Times	1:11.22 [6] (0:14.17)	0:57.05 [8] (0:11.15)	0:45.90 [8] (0:11.10)	0:34.80 [7] (0:11.41)	0:23.39 [8] (0:11.25)	0:12.14 [7] (0:12.14)
Average Speed [km/h]	50.9	64.3	64.7	62.8	64.2	59.2
Top Speed [km/h]	64.4	65.3	65.9	64.0	65.5	62.4
Avg. Dist. to Rail [m]	1.3	1.2	0.6	0.4	1.3	2.4
Avg. Stride Freq. [Hz]	2.3	2.4	2.4	2.4	2.4	2.3
Avg. Stride Length [m]	6.2	7.5	7.5	7.4	7.4	7.1



- [] Ranking at each section and finish
- .-.- No data available at this section
- NA No data available



Horse/Jockey Name	Kemi Zabi
Final Rank	7
Fastest Section Time (Section)	0:11.15 (800m)
Top Speed [km/h] (Section)	66.5 (800m)
Race State	Finished



Eagle Farm QLD Professional
 Race 4: RYAN "SCRUBBER" HARDIKER Colts, Geldings & Entires BENCHMARK 70 Handicap - 1200m

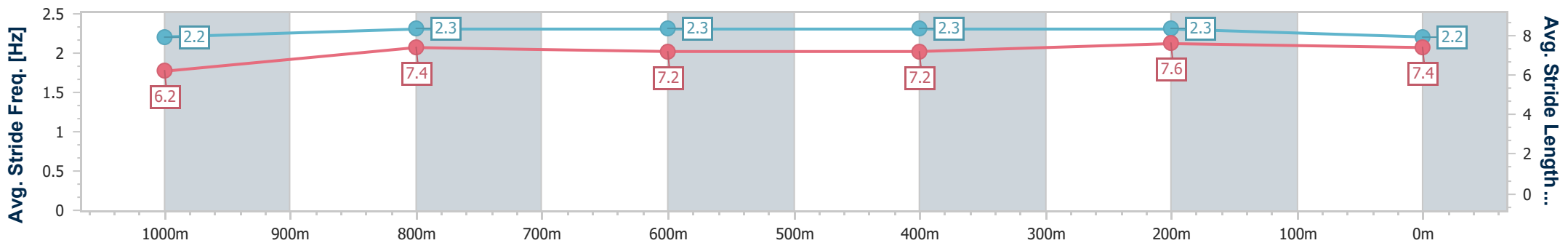
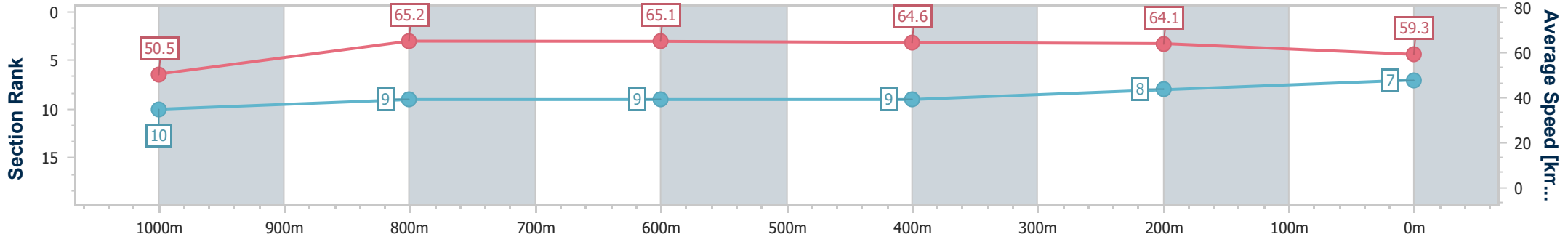
15 February 2025 - 13:58

Track Rating: Soft 6, Weather: Overcast, Rail Position: +0.5m Entire



BRISBANE RACING CLUB

Section	Overall	1000m	800m	600m	400m	200m
Section Times	1:11.28 [7] (0:14.27)	0:57.01 [10] (0:11.20)	0:45.81 [9] (0:11.15)	0:34.66 [9] (0:11.26)	0:23.40 [9] (0:11.25)	0:12.15 [8] (0:12.15)
Average Speed [km/h]	50.5	65.2	65.1	64.6	64.1	59.3
Top Speed [km/h]	64.9	66.1	66.5	65.2	65.2	62.3
Avg. Dist. to Rail [m]	5.3	3.0	2.2	1.7	5.9	7.9
Avg. Stride Freq. [Hz]	2.2	2.3	2.3	2.3	2.3	2.2
Avg. Stride Length [m]	6.2	7.4	7.2	7.2	7.6	7.4



- [] Ranking at each section and finish
- .-.- No data available at this section
- NA No data available



Horse/Jockey Name	Mr Wandji
Final Rank	8
Fastest Section Time (Section)	0:11.21 (800m)
Top Speed [km/h] (Section)	67.2 (800m)
Race State	Finished



Eagle Farm QLD Professional
 Race 4: RYAN "SCRUBBER" HARDIKER Colts, Geldings & Entires BENCHMARK 70 Handicap - 1200m

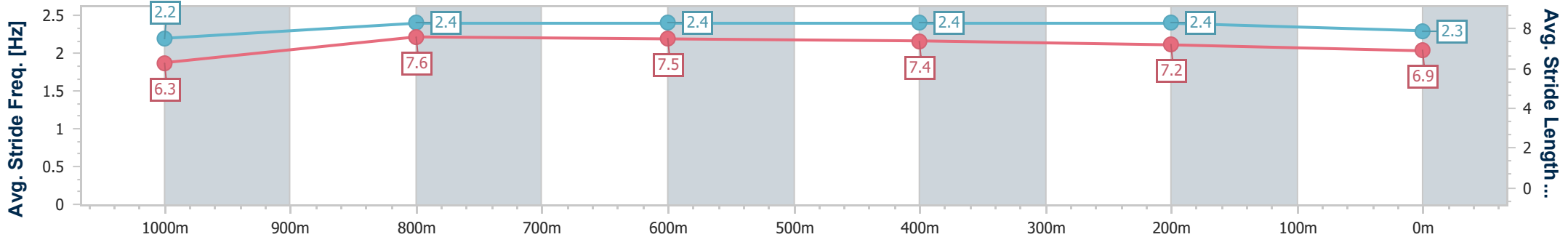
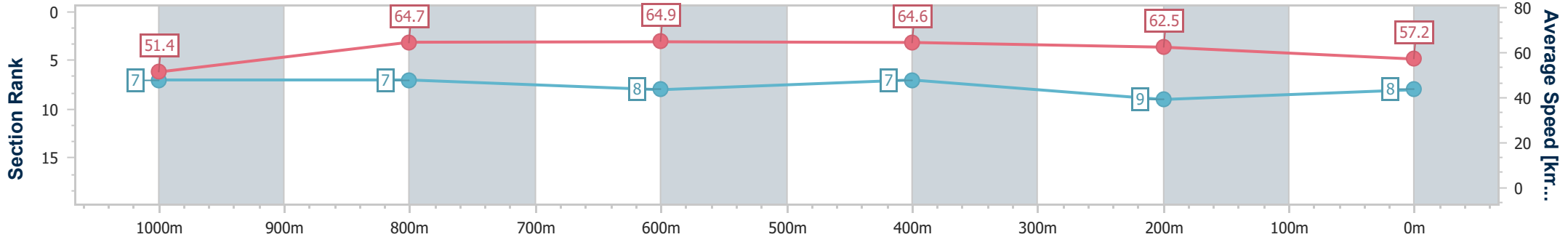


BRISBANE RACING CLUB

15 February 2025 - 13:58

Track Rating: Soft 6, Weather: Overcast, Rail Position: +0.5m Entire

Section	Overall	1000m	800m	600m	400m	200m
Section Times	1:11.80 [8] (0:14.01)	0:57.79 [7] (0:11.25)	0:46.54 [7] (0:11.21)	0:35.33 [8] (0:11.25)	0:24.08 [7] (0:11.51)	0:12.57 [9] (0:12.57)
Average Speed [km/h]	51.4	64.7	64.9	64.6	62.5	57.2
Top Speed [km/h]	65.3	67.0	67.2	66.4	64.8	61.8
Avg. Dist. to Rail [m]	3.8	2.1	2.4	1.4	4.7	5.3
Avg. Stride Freq. [Hz]	2.2	2.4	2.4	2.4	2.4	2.3
Avg. Stride Length [m]	6.3	7.6	7.5	7.4	7.2	6.9



- [] Ranking at each section and finish
- .-.- No data available at this section
- NA No data available



Horse/Jockey Name	Runwiththetide
Final Rank	9
Fastest Section Time (Section)	0:10.99 (1000m)
Top Speed [km/h] (Section)	67.3 (1000m)
Race State	Finished



Eagle Farm QLD Professional
 Race 4: RYAN "SCRUBBER" HARDIKER Colts, Geldings & Entires BENCHMARK 70 Handicap - 1200m

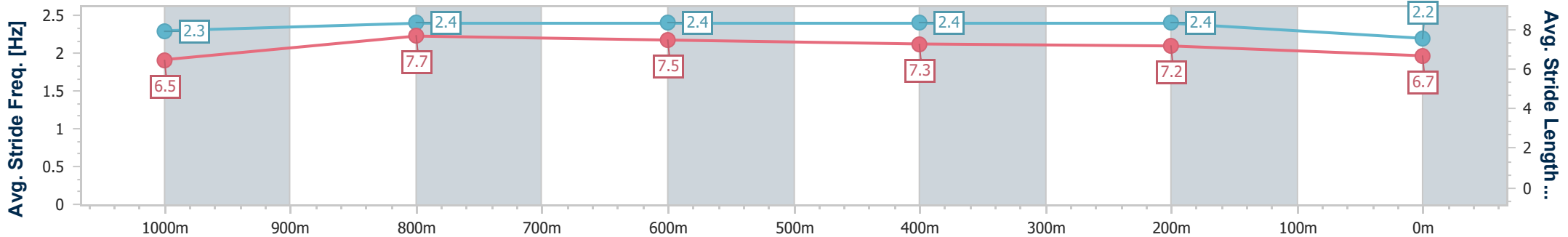
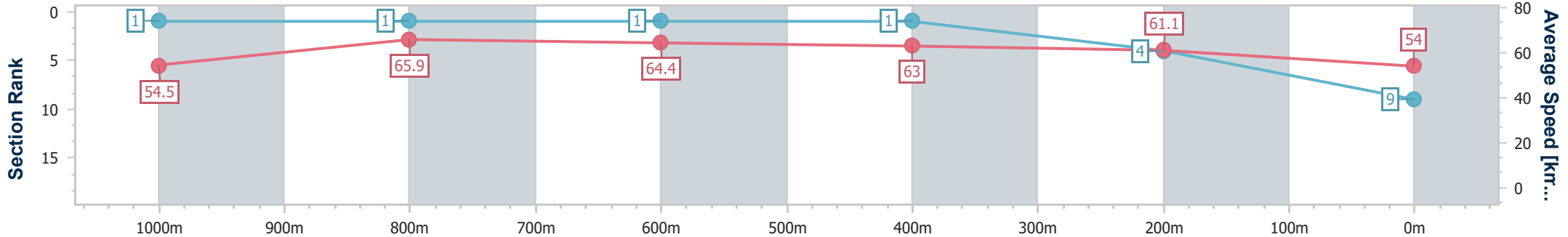
15 February 2025 - 13:58

Track Rating: Soft 6, Weather: Overcast, Rail Position: +0.5m Entire



BRISBANE RACING CLUB

Section	Overall	1000m	800m	600m	400m	200m
Section Times	1:12.13 [9] (0:13.26)	0:58.87 [1] (0:10.99)	0:47.88 [1] (0:11.28)	0:36.60 [1] (0:11.48)	0:25.12 [1] (0:11.80)	0:13.32 [4]
Average Speed [km/h]	54.5	65.9	64.4	63.0	61.1	54.0
Top Speed [km/h]	66.0	67.3	65.9	64.5	62.9	58.2
Avg. Dist. to Rail [m]	1.0	1.6	1.9	1.1	1.4	1.1
Avg. Stride Freq. [Hz]	2.3	2.4	2.4	2.4	2.4	2.2
Avg. Stride Length [m]	6.5	7.7	7.5	7.3	7.2	6.7



- [] Ranking at each section and finish
- .-.- No data available at this section
- NA No data available



Horse/Jockey Name	Zingalong
Final Rank	10
Fastest Section Time (Section)	0:11.10 (800m)
Top Speed [km/h] (Section)	67.6 (800m)
Race State	Finished



Eagle Farm QLD Professional
 Race 4: RYAN "SCRUBBER" HARDIKER Colts, Geldings & Entires BENCHMARK 70 Handicap - 1200m

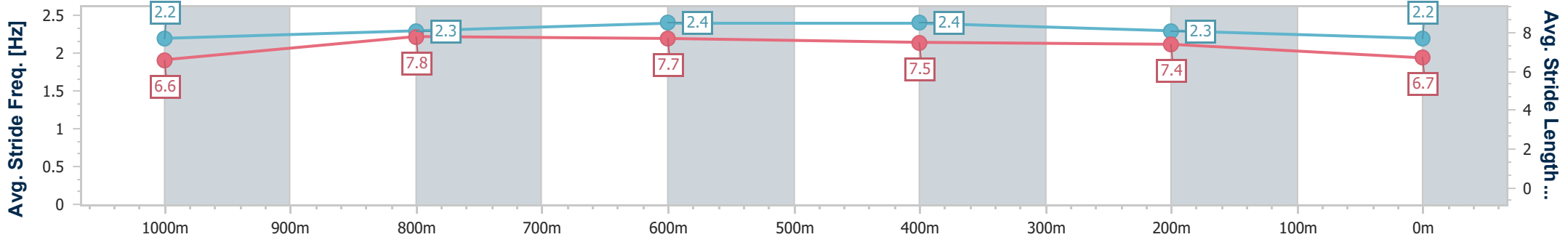
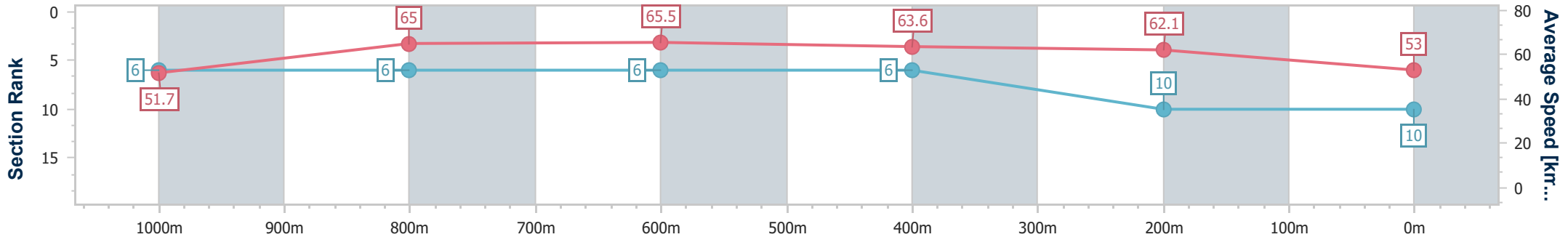


BRISBANE RACING CLUB

15 February 2025 - 13:58

Track Rating: Soft 6, Weather: Overcast, Rail Position: +0.5m Entire

Section	Overall	1000m	800m	600m	400m	200m
Section Times	1:12.94 [10] (0:13.91)	0:59.03 [6] (0:11.32)	0:47.71 [6] (0:11.10)	0:36.61 [6] (0:11.39)	0:25.22 [6] (0:11.59)	0:13.63 [10] (0:13.63)
Average Speed [km/h]	51.7	65.0	65.5	63.6	62.1	53.0
Top Speed [km/h]	65.9	66.3	67.6	65.2	64.1	59.1
Avg. Dist. to Rail [m]	5.7	3.7	2.3	1.9	4.9	5.6
Avg. Stride Freq. [Hz]	2.2	2.3	2.4	2.4	2.3	2.2
Avg. Stride Length [m]	6.6	7.8	7.7	7.5	7.4	6.7



- [] Ranking at each section and finish
- .-.- No data available at this section
- NA No data available



Eagle Farm QLD Professional
Race 5: BRC CHAIRMANS CLUB MEMBERSHIP BENCHMARK 80
Handicap - 2200m
15 February 2025 - 14:33



BRISBANE
RACING CLUB

Track Rating: Soft 6, Weather: Overcast, Rail Position: +0.5m Entire

Section													Overall	2000m	1800m	1600m	1400m	1200m	1000m	Last 600m
Field Times													2:18.24 (0:14.60)	2:03.64 (0:11.90)	1:51.74 (0:12.53)	1:39.21 (0:12.45)	1:26.76 (0:12.47)	1:14.29 (0:12.36)	1:01.93 (0:12.51)	0:36.88
Rank	TAB	Horse/Jockey	Barrier	Top Speed [km/h]	Fastest Section								Distance Travelled [m]							
1	3	AGE OF SAIL Andrew Mallyon	7	62.5 600m	0:11.63 400m	2:18.24 [1] (0:15.61)	2:02.63 [8] (0:12.45)	1:50.18 [8] (0:13.10)	1:37.08 [8] (0:12.34)	1:24.74 [8] (0:12.18)	1:12.56 [9] (0:12.36)	1:00.20 [9] (0:12.50)	0:35.76							
2	10	ALDEENAARY Kyle Wilson-Taylor	14	63.2 400m	0:11.68 400m	2:18.43 [2] (0:15.93)	2:02.50 [11] (0:12.46)	1:50.04 [10] (0:12.99)	1:37.05 [10] (0:12.42)	1:24.63 [10] (0:12.11)	1:12.52 [10] (0:12.46)	1:00.06 [10] (0:12.29)	0:35.91	-5						
3	13	TAPPY'S LAD Nikita Beriman	5	61.0 400m	0:12.08 400m	2:18.62 [3] (0:14.80)	2:03.82 [2] (0:12.41)	1:51.41 [2] (0:12.81)	1:38.60 [2] (0:12.37)	1:26.23 [2] (0:12.29)	1:13.94 [2] (0:12.33)	1:01.61 [2] (0:12.44)	0:36.79	-8						
4	5	IVERSON Vlad Duric	3	62.0 400m	0:11.81 400m	2:18.72 [4] (0:15.36)	2:03.36 [7] (0:12.50)	1:50.86 [7] (0:12.91)	1:37.95 [6] (0:12.36)	1:25.59 [6] (0:12.16)	1:13.43 [6] (0:12.40)	1:01.03 [6] (0:12.45)	0:36.33	-11						
5	8	BEDFORD SQUARE Emily Lang	13	62.8 400m	0:11.68 400m	2:18.79 [5] (0:16.26)	2:02.53 [12] (0:12.69)	1:49.84 [12] (0:12.87)	1:36.97 [12] (0:12.36)	1:24.61 [12] (0:12.02)	1:12.59 [12] (0:12.35)	1:00.24 [12] (0:12.48)	0:35.91	-1						
6	7	CHASSAGNE Ron Stewart	9	62.1 800m	0:11.86 800m	2:18.96 [6] (0:15.34)	2:03.62 [6] (0:12.44)	1:51.18 [6] (0:13.06)	1:38.12 [7] (0:12.42)	1:25.70 [7] (0:12.24)	1:13.46 [7] (0:12.37)	1:01.09 [7] (0:12.46)	0:36.77	-2						
7	9	COUP DE TONNERRE Taylor Marshall	16	61.0 600m	0:12.02 400m	2:19.22 [7] (0:15.13)	2:04.09 [5] (0:12.48)	1:51.61 [5] (0:12.95)	1:38.66 [5] (0:12.48)	1:26.18 [5] (0:12.19)	1:13.99 [5] (0:12.37)	1:01.62 [5] (0:12.50)	0:36.91	+1						
8	6	HABEEBAH Angela Jones	2	62.1 600m	0:11.96 400m	2:19.29 [8] (0:15.05)	2:04.24 [4] (0:12.49)	1:51.75 [4] (0:12.90)	1:38.85 [4] (0:12.47)	1:26.38 [4] (0:12.24)	1:14.14 [4] (0:12.41)	1:01.73 [4] (0:12.43)	0:37.03	-8						
9	14	COUNTER Bailey Wheeler	10	61.7 400m	0:11.92 600m	2:19.73 [9] (0:15.04)	2:04.69 [3] (0:12.46)	1:52.23 [3] (0:12.83)	1:39.40 [3] (0:12.41)	1:26.99 [3] (0:12.37)	1:14.62 [3] (0:12.38)	1:02.24 [3] (0:12.46)	0:37.60	-6						
10	12	CHATEAUX PARK Heavelon Van	1	60.9 1400m	0:11.91 800m	2:19.78 [10] (0:15.84)	2:03.94 [10] (0:12.60)	1:51.34 [11] (0:13.12)	1:38.22 [11] (0:12.44)	1:25.78 [11] (0:12.04)	1:13.74 [11] (0:12.39)	1:01.35 [11] (0:12.31)	0:37.13	-12						

Scratched: Roller Coaster (#11), Amalgamation (#16), Diablo Bolt (#1), Brynner (#17), Forum One (#15)

[] Ranking at each section and finish
 -:-:- No data available at this section
 NA No data available

SCN Saddle cloth number
 DNF Did not finish
 DNT Did not track



Eagle Farm QLD Professional
Race 5: BRC CHAIRMANS CLUB MEMBERSHIP BENCHMARK 80
Handicap - 2200m
15 February 2025 - 14:33



Track Rating: Soft 6, Weather: Overcast, Rail Position: +0.5m Entire

Section	Overall	2000m	1800m	1600m	1400m	1200m	1000m	Last 600m
Field Times	2:18.24 (0:14.60)	2:03.64 (0:11.90)	1:51.74 (0:12.53)	1:39.21 (0:12.45)	1:26.76 (0:12.47)	1:14.29 (0:12.36)	1:01.93 (0:12.51)	0:36.88

Rank	TAB	Horse/Jockey	Barrier	Top Speed [km/h]	Fastest Section	Overall	2000m	1800m	1600m	1400m	1200m	1000m	Last 600m	Distance Travelled [m]
11	2	LINTHORPE LAD Cody Collis	6	60.8 1400m	0:12.09 1400m	2:20.19 [11] (0:15.62)	2:04.57 [9] (0:12.54)	1:52.03 [9] (0:13.06)	1:38.97 [9] (0:12.30)	1:26.67 [9] (0:12.09)	1:14.58 [8] (0:12.39)	1:02.19 [8] (0:12.38)	0:37.65	-8
12	4	CONVENER Ryan Maloney	11	63.0 Overall	0:11.90 2000m	2:22.62 [12] (0:14.60)	2:08.02 [1] (0:11.90)	1:56.12 [1] (0:12.53)	1:43.59 [1] (0:12.45)	1:31.14 [1] (0:12.47)	1:18.67 [1] (0:12.36)	1:06.31 [1] (0:12.51)	0:41.26	-8

Scratched: Roller Coaster (#11), Amalgamation (#16), Diablo Bolt (#1), Brynner (#17), Forum One (#15)

[] Ranking at each section and finish
 -:-:-:- No data available at this section
 NA No data available

SCN Saddle cloth number
 DNF Did not finish
 DNT Did not track



Eagle Farm QLD Professional
Race 5: BRC CHAIRMANS CLUB MEMBERSHIP BENCHMARK 80
Handicap - 2200m
15 February 2025 - 14:33



Track Rating: Soft 6, Weather: Overcast, Rail Position: +0.5m Entire

Section				800m	600m	400m	200m	Last 600m		
Field Times				0:49.42 (0:12.54)	0:36.88 (0:12.59)	0:24.29 (0:12.00)	0:12.29 (0:12.29)	0:36.88		
Rank	TAB Horse/Jockey	Barrier	Top Speed [km/h]	Fastest Section					Margin	Distance Travelled [m]
1	3 AGE OF SAIL Andrew Mallyon	7	62.5	0:11.63	0:47.70 [9]	0:35.76 [8]	0:23.92 [6]	0:12.29 [1]	2:18.24	0:35.76
			600m	400m	(0:11.94)	(0:11.84)	(0:11.63)	(0:12.29)		
2	10 ALDEENAARY Kyle Wilson-Taylor	14	63.2	0:11.68	0:47.77 [10]	0:35.91 [9]	0:24.08 [7]	0:12.40 [4]	1.11L	0:35.91 -5
			400m	400m	(0:11.86)	(0:11.83)	(0:11.68)	(0:12.40)		
3	13 TAPPY'S LAD Nikita Beriman	5	61.0	0:12.08	0:49.17 [2]	0:36.79 [2]	0:24.67 [1]	0:12.59 [3]	2.25L	0:36.79 -8
			400m	400m	(0:12.38)	(0:12.12)	(0:12.08)	(0:12.59)		
4	5 IVERSON Vlad Duric	3	62.0	0:11.81	0:48.58 [6]	0:36.33 [7]	0:24.36 [8]	0:12.55 [5]	2.82L	0:36.33 -11
			400m	400m	(0:12.25)	(0:11.97)	(0:11.81)	(0:12.55)		
5	8 BEDFORD SQUARE Emily Lang	13	62.8	0:11.68	0:47.76 [12]	0:35.91 [12]	0:24.08 [11]	0:12.40 [8]	3.22L	0:35.91 -1
			400m	400m	(0:11.85)	(0:11.83)	(0:11.68)	(0:12.40)		
6	7 CHASSAGNE Ron Stewart	9	62.1	0:11.86	0:48.63 [7]	0:36.77 [4]	0:24.89 [4]	0:12.96 [2]	4.24L	0:36.77 -2
			800m	800m	(0:11.86)	(0:11.88)	(0:11.93)	(0:12.96)		
7	9 COUP DE TONNERRE Taylor Marshall	16	61.0	0:12.02	0:49.12 [5]	0:36.91 [6]	0:24.84 [9]	0:12.82 [9]	5.77L	0:36.91 +1
			600m	400m	(0:12.21)	(0:12.07)	(0:12.02)	(0:12.82)		
8	6 HABEEBAH Angela Jones	2	62.1	0:11.96	0:49.30 [4]	0:37.03 [5]	0:25.05 [5]	0:13.09 [6]	6.17L	0:37.03 -8
			600m	400m	(0:12.27)	(0:11.98)	(0:11.96)	(0:13.09)		
9	14 COUNTER Bailey Wheeler	10	61.7	0:11.92	0:49.78 [3]	0:37.60 [3]	0:25.68 [3]	0:13.45 [7]	8.76L	0:37.60 -6
			400m	600m	(0:12.18)	(0:11.92)	(0:12.23)	(0:13.45)		
10	12 CHATEAUX PARK Heavelon Van	1	60.9	0:11.91	0:49.04 [11]	0:37.13 [11]	0:25.09 [10]	0:12.91 [11]	9.06L	0:37.13 -12
			1400m	800m	(0:11.91)	(0:12.04)	(0:12.18)	(0:12.91)		

Scratched: Roller Coaster (#11), Amalgamation (#16), Diablo Bolt (#1), Brynner (#17), Forum One (#15)

[] Ranking at each section and finish
 -:-:- No data available at this section
 NA No data available

SCN Saddle cloth number
 DNF Did not finish
 DNT Did not track



Eagle Farm QLD Professional
Race 5: BRC CHAIRMANS CLUB MEMBERSHIP BENCHMARK 80
Handicap - 2200m
15 February 2025 - 14:33



Track Rating: Soft 6, Weather: Overcast, Rail Position: +0.5m Entire

Section									Last 600m			
Field Times					800m	600m	400m	200m				
					0:49.42 (0:12.54)	0:36.88 (0:12.59)	0:24.29 (0:12.00)	0:12.29 (0:12.29)	0:36.88			
Rank	TAB	Horse/Jockey	Barrier	Top Speed [km/h]	Fastest Section	Margin				Distance Travelled [m]		
11	2	LINTHORPE LAD	6	60.8	0:12.09	0:49.81 [8]	0:37.65 [10]	0:25.38 [12]	0:13.26 [12]	11.45L	0:37.65	-8
		Cody Collis		1400m	1400m	(0:12.16)	(0:12.27)	(0:12.12)	(0:13.26)			
12	4	CONVENER	11	63.0	0:11.90	0:53.80 [1]	0:41.26 [1]	0:28.65 [2]	0:15.77 [10]	25.78L	0:41.26	-8
		Ryan Maloney		Overall	2000m	(0:12.54)	(0:12.61)	(0:12.88)	(0:15.77)			

Scratched: Roller Coaster (#11), Amalgamation (#16), Diablo Bolt (#1), Brynner (#17), Forum One (#15)

[] Ranking at each section and finish
 -:-:-:- No data available at this section
 NA No data available

SCN Saddle cloth number
 DNF Did not finish
 DNT Did not track



Horse/Jockey Name	Age Of Sail
Final Rank	1
Fastest Section Time (Section)	0:11.63 (400m)
Top Speed [km/h] (Section)	62.5 (600m)
Race State	Finished

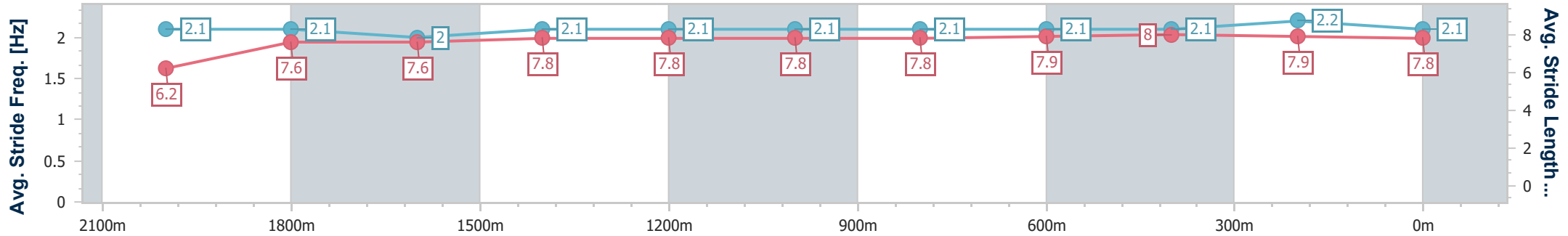
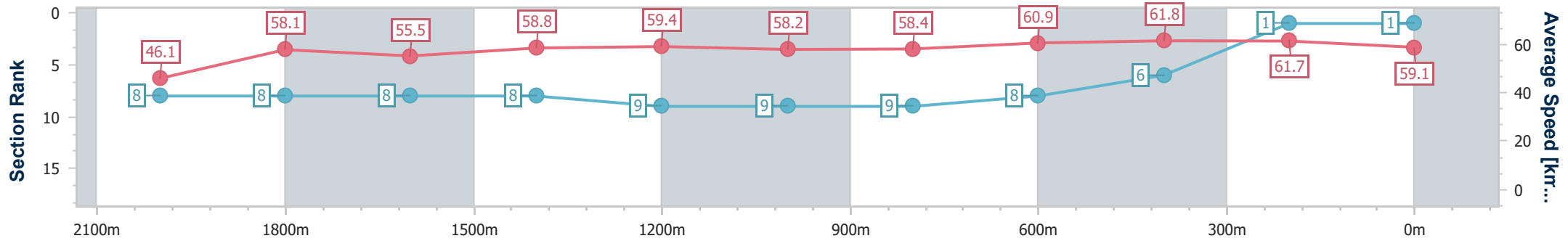


Eagle Farm QLD Professional
 Race 5: BRC CHAIRMANS CLUB MEMBERSHIP BENCHMARK
 80 Handicap - 2200m
 15 February 2025 - 14:33
 Track Rating: Soft 6, Weather: Overcast, Rail Position: +0.5m Entire



BRISBANE
RACING CLUB

Section	Overall	2000m	1800m	1600m	1400m	1200m	1000m	800m	600m	400m	200m
Section Times	2:18.24 [1] (0:15.61)	2:02.63 [8] (0:12.45)	1:50.18 [8] (0:13.10)	1:37.08 [8] (0:12.34)	1:24.74 [8] (0:12.18)	1:12.56 [9] (0:12.36)	1:00.20 [9] (0:12.50)	0:47.70 [9] (0:11.94)	0:35.76 [8] (0:11.84)	0:23.92 [6] (0:11.63)	0:12.29 [1] (0:12.29)
Average Speed [km/h]	46.1	58.1	55.5	58.8	59.4	58.2	58.4	60.9	61.8	61.7	59.1
Top Speed [km/h]	57.7	60.7	56.3	60.2	60.3	59.5	59.9	61.8	62.5	62.4	61.2
Avg. Dist. to Rail [m]	4.0	0.8	1.8	2.5	2.7	3.0	2.3	2.1	2.9	6.0	6.5
Avg. Stride Freq. [Hz]	2.1	2.1	2.0	2.1	2.1	2.1	2.1	2.1	2.1	2.2	2.1
Avg. Stride Length [m]	6.2	7.6	7.6	7.8	7.8	7.8	7.8	7.9	8.0	7.9	7.8



- [] Ranking at each section and finish
- .-.- No data available at this section
- NA No data available



Horse/Jockey Name	Aldeenaary
Final Rank	2
Fastest Section Time (Section)	0:11.68 (400m)
Top Speed [km/h] (Section)	63.2 (400m)
Race State	Finished

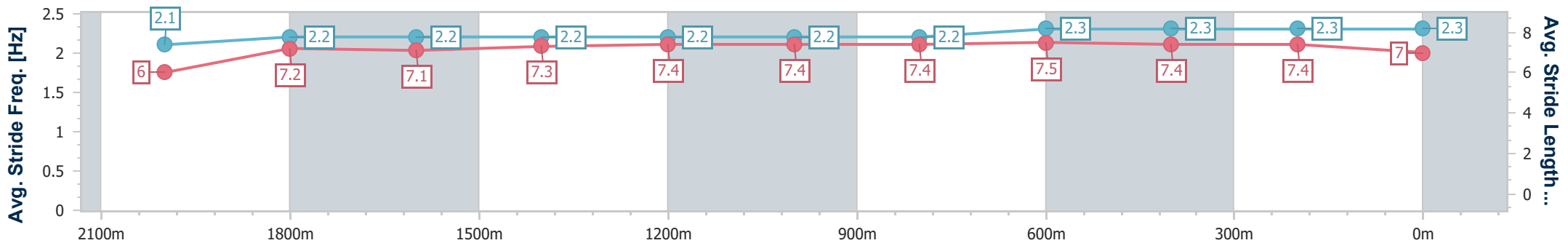
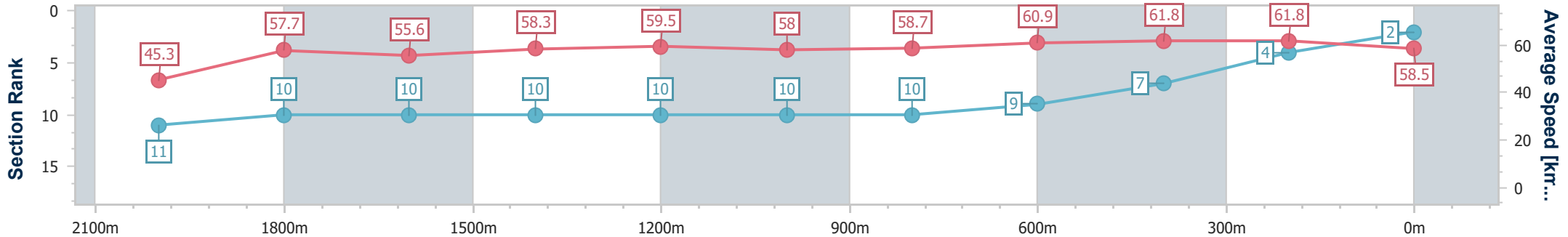


Eagle Farm QLD Professional
 Race 5: BRC CHAIRMANS CLUB MEMBERSHIP BENCHMARK
 80 Handicap - 2200m
 15 February 2025 - 14:33
 Track Rating: Soft 6, Weather: Overcast, Rail Position: +0.5m Entire



BRISBANE
RACING CLUB

Section	Overall	2000m	1800m	1600m	1400m	1200m	1000m	800m	600m	400m	200m
Section Times	2:18.43 [2] (0:15.93)	2:02.50 [11] (0:12.46)	1:50.04 [10] (0:12.99)	1:37.05 [10] (0:12.42)	1:24.63 [10] (0:12.11)	1:12.52 [10] (0:12.46)	1:00.06 [10] (0:12.29)	0:47.77 [10] (0:11.86)	0:35.91 [9] (0:11.83)	0:24.08 [7] (0:11.68)	0:12.40 [4] (0:12.40)
Average Speed [km/h]	45.3	57.7	55.6	58.3	59.5	58.0	58.7	60.9	61.8	61.8	58.5
Top Speed [km/h]	57.0	58.9	57.6	60.0	60.1	58.9	60.8	61.4	63.1	63.2	59.7
Avg. Dist. to Rail [m]	6.7	0.4	0.4	1.6	1.9	2.0	0.5	0.7	3.3	8.1	7.8
Avg. Stride Freq. [Hz]	2.1	2.2	2.2	2.2	2.2	2.2	2.2	2.3	2.3	2.3	2.3
Avg. Stride Length [m]	6.0	7.2	7.1	7.3	7.4	7.4	7.4	7.5	7.4	7.4	7.0



- [] Ranking at each section and finish
- .-.- No data available at this section
- NA No data available



Horse/Jockey Name	Tappy's Lad
Final Rank	3
Fastest Section Time (Section)	0:12.08 (400m)
Top Speed [km/h] (Section)	61.0 (400m)
Race State	Finished

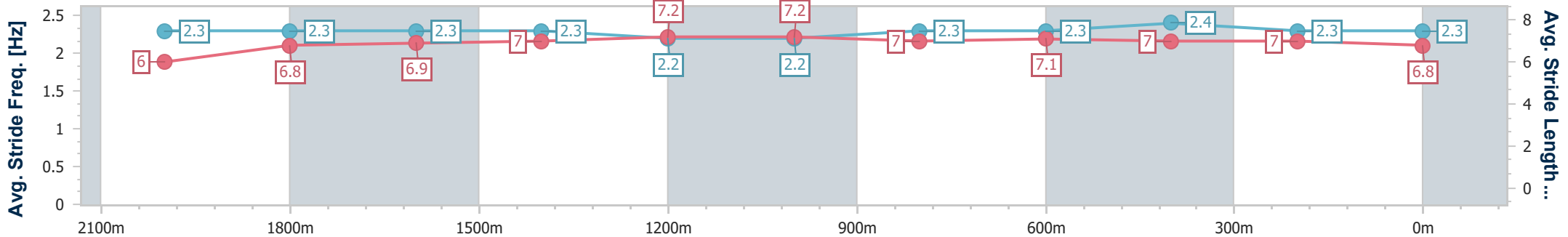
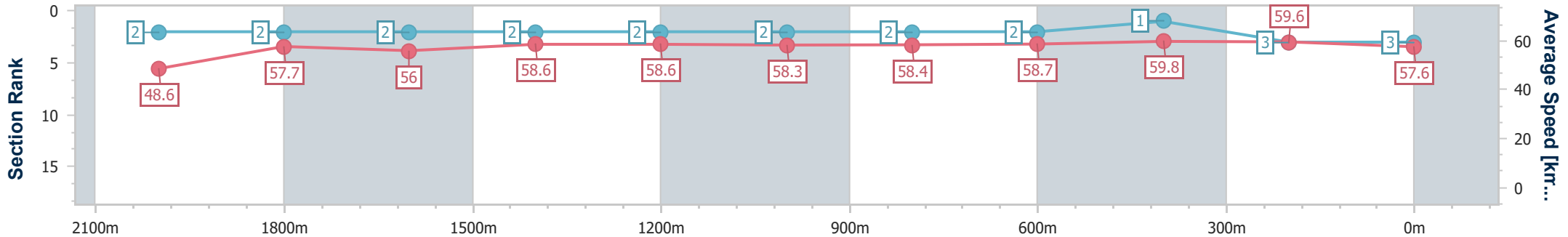


Eagle Farm QLD Professional
 Race 5: BRC CHAIRMANS CLUB MEMBERSHIP BENCHMARK
 80 Handicap - 2200m
 15 February 2025 - 14:33
 Track Rating: Soft 6, Weather: Overcast, Rail Position: +0.5m Entire



BRISBANE
RACING CLUB

Section	Overall	2000m	1800m	1600m	1400m	1200m	1000m	800m	600m	400m	200m
Section Times	2:18.62 [3] (0:14.80)	2:03.82 [2] (0:12.41)	1:51.41 [2] (0:12.81)	1:38.60 [2] (0:12.37)	1:26.23 [2] (0:12.29)	1:13.94 [2] (0:12.33)	1:01.61 [2] (0:12.44)	0:49.17 [2] (0:12.38)	0:36.79 [2] (0:12.12)	0:24.67 [1] (0:12.08)	0:12.59 [3] (0:12.59)
Average Speed [km/h]	48.6	57.7	56.0	58.6	58.6	58.3	58.4	58.7	59.8	59.6	57.6
Top Speed [km/h]	60.8	59.5	56.9	59.6	59.2	58.9	58.9	59.4	60.6	61.0	58.8
Avg. Dist. to Rail [m]	3.1	1.2	0.4	1.2	1.6	2.2	2.1	1.6	1.5	3.1	4.1
Avg. Stride Freq. [Hz]	2.3	2.3	2.3	2.3	2.2	2.2	2.3	2.3	2.4	2.3	2.3
Avg. Stride Length [m]	6.0	6.8	6.9	7.0	7.2	7.2	7.0	7.1	7.0	7.0	6.8



- [] Ranking at each section and finish
- .-.- No data available at this section
- NA No data available



Horse/Jockey Name	Iverson
Final Rank	4
Fastest Section Time (Section)	0:11.81 (400m)
Top Speed [km/h] (Section)	62.0 (400m)
Race State	Finished

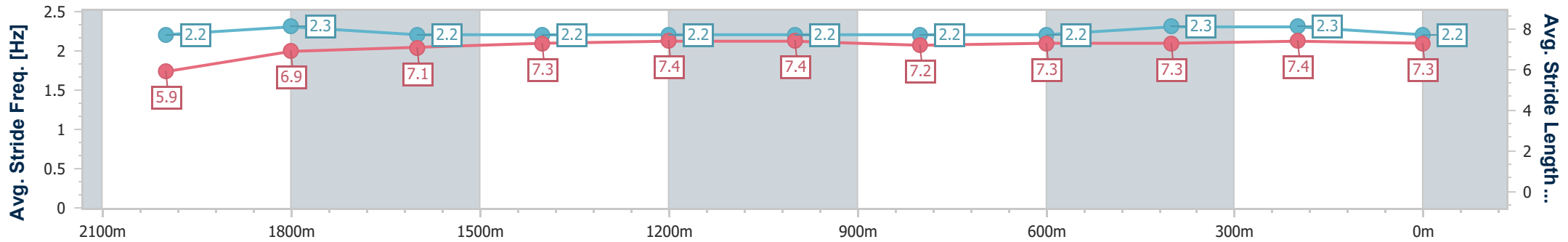
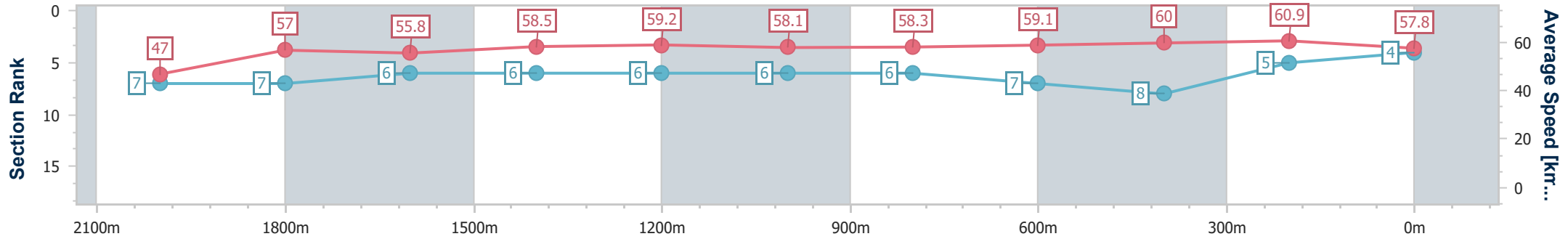


Eagle Farm QLD Professional
 Race 5: BRC CHAIRMANS CLUB MEMBERSHIP BENCHMARK
 80 Handicap - 2200m
 15 February 2025 - 14:33
 Track Rating: Soft 6, Weather: Overcast, Rail Position: +0.5m Entire



BRISBANE
RACING CLUB

Section	Overall	2000m	1800m	1600m	1400m	1200m	1000m	800m	600m	400m	200m
Section Times	2:18.72 [4] (0:15.36)	2:03.36 [7] (0:12.50)	1:50.86 [7] (0:12.91)	1:37.95 [6] (0:12.36)	1:25.59 [6] (0:12.16)	1:13.43 [6] (0:12.40)	1:01.03 [6] (0:12.45)	0:48.58 [6] (0:12.25)	0:36.33 [7] (0:11.97)	0:24.36 [8] (0:11.81)	0:12.55 [5] (0:12.55)
Average Speed [km/h]	47.0	57.0	55.8	58.5	59.2	58.1	58.3	59.1	60.0	60.9	57.8
Top Speed [km/h]	59.0	58.5	56.8	60.4	60.3	58.8	60.3	59.7	61.1	62.0	59.6
Avg. Dist. to Rail [m]	1.4	1.3	0.4	1.3	1.6	2.0	1.4	0.6	0.2	2.8	3.1
Avg. Stride Freq. [Hz]	2.2	2.3	2.2	2.2	2.2	2.2	2.2	2.2	2.3	2.3	2.2
Avg. Stride Length [m]	5.9	6.9	7.1	7.3	7.4	7.4	7.2	7.3	7.3	7.4	7.3



- [] Ranking at each section and finish
- .-.- No data available at this section
- NA No data available



Horse/Jockey Name	Bedford Square
Final Rank	5
Fastest Section Time (Section)	0:11.68 (400m)
Top Speed [km/h] (Section)	62.8 (400m)
Race State	Finished

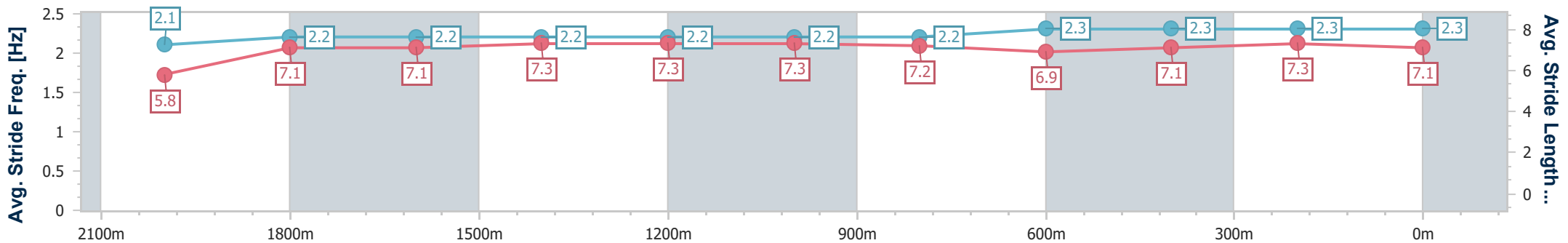
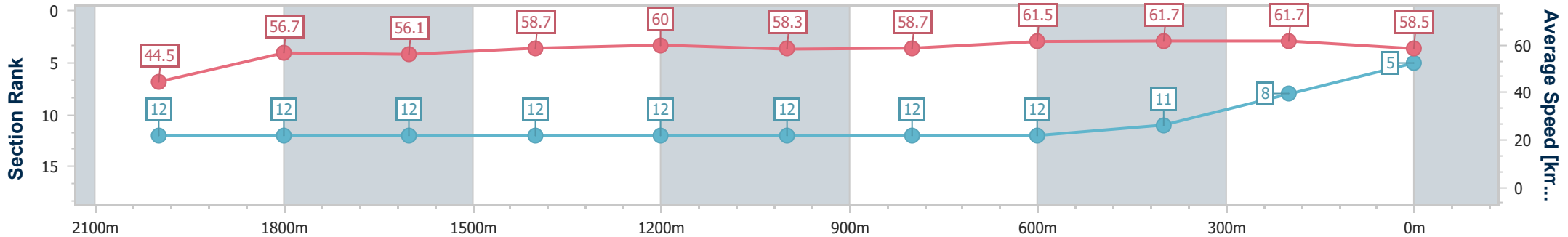


Eagle Farm QLD Professional
 Race 5: BRC CHAIRMANS CLUB MEMBERSHIP BENCHMARK
 80 Handicap - 2200m
 15 February 2025 - 14:33
 Track Rating: Soft 6, Weather: Overcast, Rail Position: +0.5m Entire



BRISBANE
RACING CLUB

Section	Overall	2000m	1800m	1600m	1400m	1200m	1000m	800m	600m	400m	200m
Section Times	2:18.79 [5] (0:16.26)	2:02.53 [12] (0:12.69)	1:49.84 [12] (0:12.87)	1:36.97 [12] (0:12.36)	1:24.61 [12] (0:12.02)	1:12.59 [12] (0:12.35)	1:00.24 [12] (0:12.48)	0:47.76 [12] (0:11.85)	0:35.91 [12] (0:11.83)	0:24.08 [11] (0:11.68)	0:12.40 [8]
Average Speed [km/h]	44.5	56.7	56.1	58.7	60.0	58.3	58.7	61.5	61.7	61.7	58.5
Top Speed [km/h]	56.8	57.4	57.6	61.3	61.0	59.4	60.9	62.1	62.7	62.8	60.4
Avg. Dist. to Rail [m]	5.4	0.5	0.9	2.2	2.8	3.3	3.2	2.2	3.1	7.5	7.8
Avg. Stride Freq. [Hz]	2.1	2.2	2.2	2.2	2.2	2.2	2.2	2.3	2.3	2.3	2.3
Avg. Stride Length [m]	5.8	7.1	7.1	7.3	7.3	7.3	7.2	6.9	7.1	7.3	7.1



- [] Ranking at each section and finish
- .-.- No data available at this section
- NA No data available



Horse/Jockey Name	Chassagne
Final Rank	6
Fastest Section Time (Section)	0:11.86 (800m)
Top Speed [km/h] (Section)	62.1 (800m)
Race State	Finished

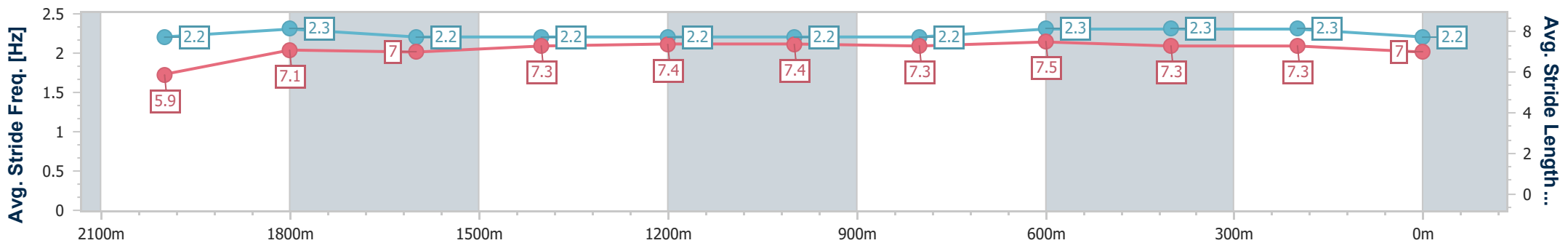
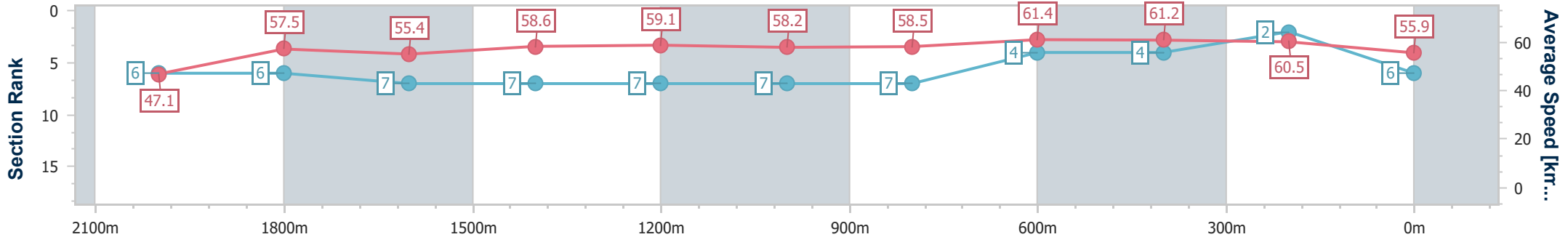


Eagle Farm QLD Professional
 Race 5: BRC CHAIRMANS CLUB MEMBERSHIP BENCHMARK
 80 Handicap - 2200m
 15 February 2025 - 14:33
 Track Rating: Soft 6, Weather: Overcast, Rail Position: +0.5m Entire



BRISBANE
RACING CLUB

Section	Overall	2000m	1800m	1600m	1400m	1200m	1000m	800m	600m	400m	200m
Section Times	2:18.96 [6] (0:15.34)	2:03.62 [6] (0:12.44)	1:51.18 [6] (0:13.06)	1:38.12 [7] (0:12.42)	1:25.70 [7] (0:12.24)	1:13.46 [7] (0:12.37)	1:01.09 [7] (0:12.46)	0:48.63 [7] (0:11.86)	0:36.77 [4] (0:11.88)	0:24.89 [4] (0:11.93)	0:12.96 [2] (0:12.96)
Average Speed [km/h]	47.1	57.5	55.4	58.6	59.1	58.2	58.5	61.4	61.2	60.5	55.9
Top Speed [km/h]	59.5	58.8	56.8	59.8	59.9	59.1	60.5	62.1	61.8	61.7	58.7
Avg. Dist. to Rail [m]	3.8	0.7	0.9	2.4	2.5	2.9	2.5	2.4	2.8	5.1	5.9
Avg. Stride Freq. [Hz]	2.2	2.3	2.2	2.2	2.2	2.2	2.2	2.3	2.3	2.3	2.2
Avg. Stride Length [m]	5.9	7.1	7.0	7.3	7.4	7.4	7.3	7.5	7.3	7.3	7.0



- [] Ranking at each section and finish
- .-.- No data available at this section
- NA No data available



Horse/Jockey Name	Coup De Tonnerre
Final Rank	7
Fastest Section Time (Section)	0:12.02 (400m)
Top Speed [km/h] (Section)	61.0 (600m)
Race State	Finished

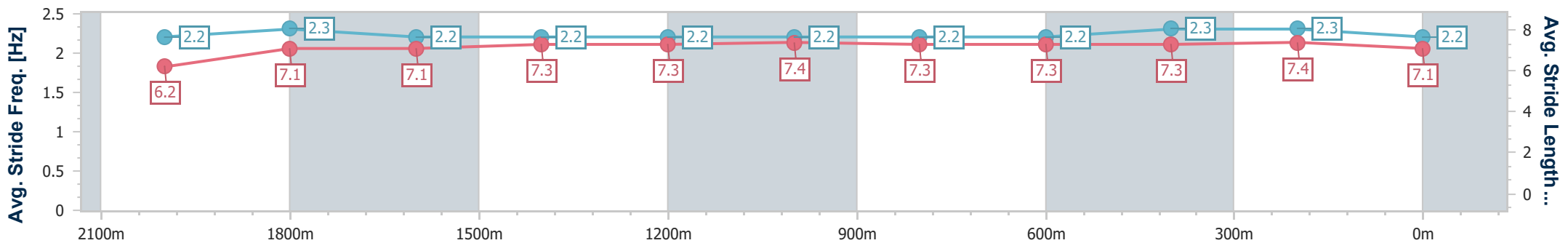
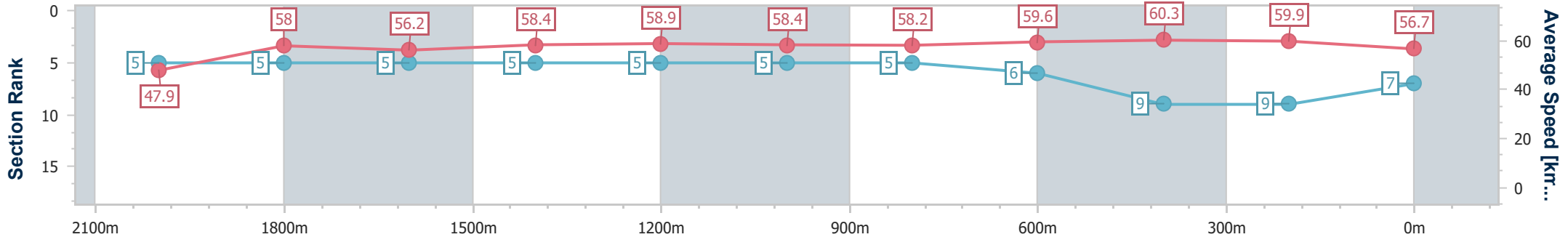


Eagle Farm QLD Professional
 Race 5: BRC CHAIRMANS CLUB MEMBERSHIP BENCHMARK
 80 Handicap - 2200m
 15 February 2025 - 14:33
 Track Rating: Soft 6, Weather: Overcast, Rail Position: +0.5m Entire



BRISBANE
RACING CLUB

Section	Overall	2000m	1800m	1600m	1400m	1200m	1000m	800m	600m	400m	200m
Section Times	2:19.22 [7] (0:15.13)	2:04.09 [5] (0:12.48)	1:51.61 [5] (0:12.95)	1:38.66 [5] (0:12.48)	1:26.18 [5] (0:12.19)	1:13.99 [5] (0:12.37)	1:01.62 [5] (0:12.50)	0:49.12 [5] (0:12.21)	0:36.91 [6] (0:12.07)	0:24.84 [9] (0:12.02)	0:12.82 [9] (0:12.82)
Average Speed [km/h]	47.9	58.0	56.2	58.4	58.9	58.4	58.2	59.6	60.3	59.9	56.7
Top Speed [km/h]	59.7	60.0	57.0	59.7	60.0	58.9	60.1	60.0	61.0	60.8	58.3
Avg. Dist. to Rail [m]	8.5	1.4	1.9	2.3	2.4	2.9	2.2	1.9	2.6	5.6	7.2
Avg. Stride Freq. [Hz]	2.2	2.3	2.2	2.2	2.2	2.2	2.2	2.2	2.3	2.3	2.2
Avg. Stride Length [m]	6.2	7.1	7.1	7.3	7.3	7.4	7.3	7.3	7.3	7.4	7.1



- [] Ranking at each section and finish
- .-.- No data available at this section
- NA No data available



Horse/Jockey Name	Habeebah
Final Rank	8
Fastest Section Time (Section)	0:11.96 (400m)
Top Speed [km/h] (Section)	62.1 (600m)
Race State	Finished



Eagle Farm QLD Professional
Race 5: BRC CHAIRMANS CLUB MEMBERSHIP BENCHMARK
80 Handicap - 2200m

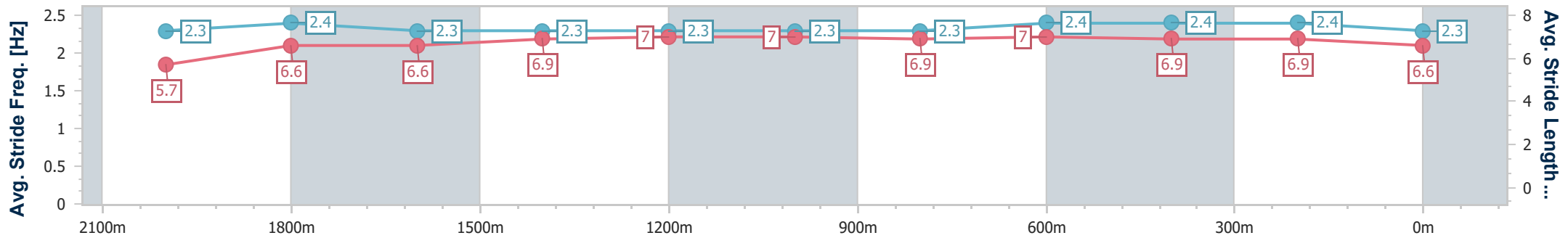
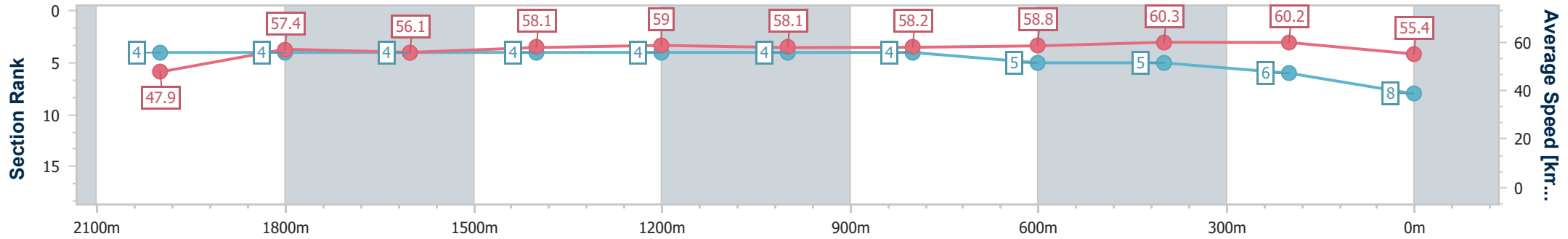


BRISBANE
RACING CLUB

15 February 2025 - 14:33

Track Rating: Soft 6, Weather: Overcast, Rail Position: +0.5m Entire

Section	Overall	2000m	1800m	1600m	1400m	1200m	1000m	800m	600m	400m	200m
Section Times	2:19.29 [8] (0:15.05)	2:04.24 [4] (0:12.49)	1:51.75 [4] (0:12.90)	1:38.85 [4] (0:12.47)	1:26.38 [4] (0:12.24)	1:14.14 [4] (0:12.41)	1:01.73 [4] (0:12.43)	0:49.30 [4] (0:12.27)	0:37.03 [5] (0:11.98)	0:25.05 [5] (0:11.96)	0:13.09 [6] (0:13.09)
Average Speed [km/h]	47.9	57.4	56.1	58.1	59.0	58.1	58.2	58.8	60.3	60.2	55.4
Top Speed [km/h]	59.2	58.5	57.0	59.2	59.5	58.6	59.2	59.3	62.1	60.6	59.6
Avg. Dist. to Rail [m]	1.6	0.6	0.8	1.6	1.7	2.2	1.4	0.6	0.4	1.2	3.0
Avg. Stride Freq. [Hz]	2.3	2.4	2.3	2.3	2.3	2.3	2.3	2.4	2.4	2.4	2.3
Avg. Stride Length [m]	5.7	6.6	6.6	6.9	7.0	7.0	6.9	7.0	6.9	6.9	6.6



- [] Ranking at each section and finish
- .-.- No data available at this section
- NA No data available



Horse/Jockey Name	Counter
Final Rank	9
Fastest Section Time (Section)	0:11.92 (600m)
Top Speed [km/h] (Section)	61.7 (400m)
Race State	Finished

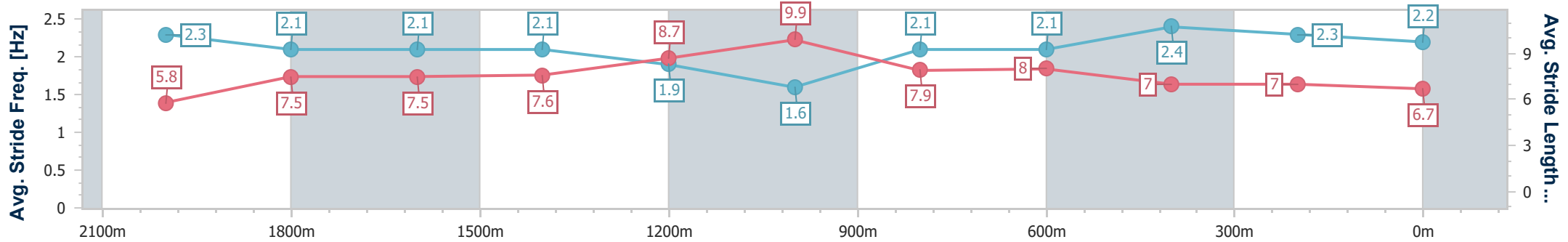
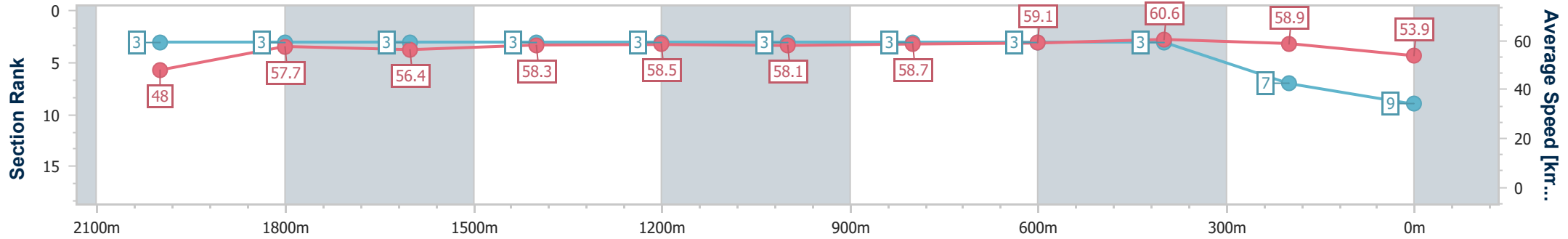


Eagle Farm QLD Professional
 Race 5: BRC CHAIRMANS CLUB MEMBERSHIP BENCHMARK
 80 Handicap - 2200m
 15 February 2025 - 14:33
 Track Rating: Soft 6, Weather: Overcast, Rail Position: +0.5m Entire



BRISBANE
RACING CLUB

Section	Overall	2000m	1800m	1600m	1400m	1200m	1000m	800m	600m	400m	200m
Section Times	2:19.73 [9] (0:15.04)	2:04.69 [3] (0:12.46)	1:52.23 [3] (0:12.83)	1:39.40 [3] (0:12.41)	1:26.99 [3] (0:12.37)	1:14.62 [3] (0:12.38)	1:02.24 [3] (0:12.46)	0:49.78 [3] (0:12.18)	0:37.60 [3] (0:11.92)	0:25.68 [3] (0:12.23)	0:13.45 [7] (0:13.45)
Average Speed [km/h]	48.0	57.7	56.4	58.3	58.5	58.1	58.7	59.1	60.6	58.9	53.9
Top Speed [km/h]	60.2	59.4	57.4	59.1	59.2	58.7	59.3	60.5	61.7	61.7	55.8
Avg. Dist. to Rail [m]	5.1	0.6	0.9	1.8	2.6	3.8	2.3	0.4	1.2	4.6	4.9
Avg. Stride Freq. [Hz]	2.3	2.1	2.1	2.1	1.9	1.6	2.1	2.1	2.4	2.3	2.2
Avg. Stride Length [m]	5.8	7.5	7.5	7.6	8.7	9.9	7.9	8.0	7.0	7.0	6.7



- [] Ranking at each section and finish
- .-.- No data available at this section
- NA No data available



Horse/Jockey Name	Chateaux Park
Final Rank	10
Fastest Section Time (Section)	0:11.91 (800m)
Top Speed [km/h] (Section)	60.9 (1400m)
Race State	Finished

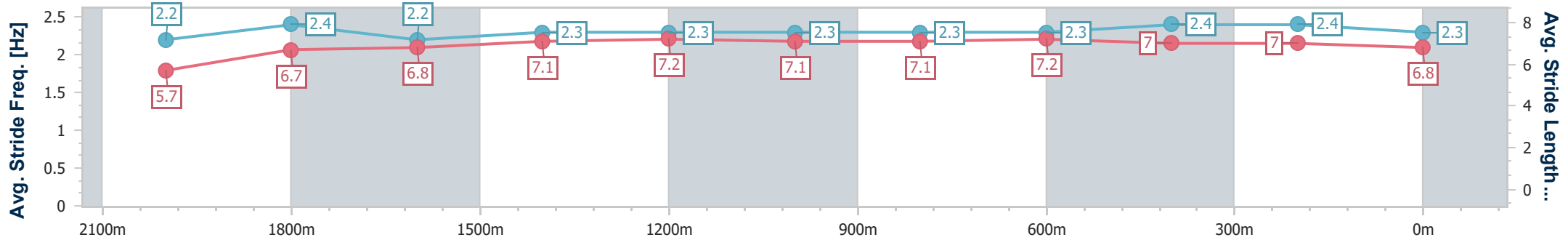
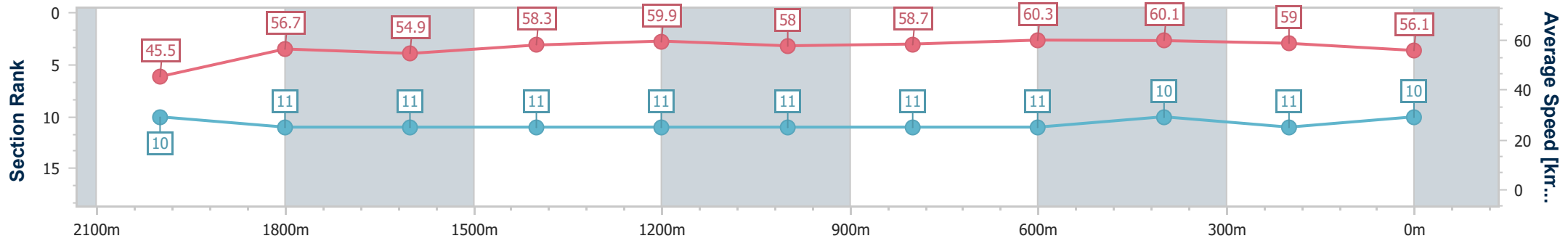


Eagle Farm QLD Professional
 Race 5: BRC CHAIRMANS CLUB MEMBERSHIP BENCHMARK
 80 Handicap - 2200m
 15 February 2025 - 14:33
 Track Rating: Soft 6, Weather: Overcast, Rail Position: +0.5m Entire



BRISBANE
RACING CLUB

Section	Overall	2000m	1800m	1600m	1400m	1200m	1000m	800m	600m	400m	200m
Section Times	2:19.78 [10] (0:15.84)	2:03.94 [10] (0:12.60)	1:51.34 [11] (0:13.12)	1:38.22 [11] (0:12.44)	1:25.78 [11] (0:12.04)	1:13.74 [11] (0:12.39)	1:01.35 [11] (0:12.31)	0:49.04 [11] (0:11.91)	0:37.13 [11] (0:12.04)	0:25.09 [10] (0:12.18)	0:12.91 [11] (0:12.91)
Average Speed [km/h]	45.5	56.7	54.9	58.3	59.9	58.0	58.7	60.3	60.1	59.0	56.1
Top Speed [km/h]	58.5	58.1	56.5	60.8	60.9	58.9	60.5	60.9	60.6	60.9	58.7
Avg. Dist. to Rail [m]	1.1	1.6	0.6	1.5	1.4	1.5	0.2	0.6	1.1	5.0	4.6
Avg. Stride Freq. [Hz]	2.2	2.4	2.2	2.3	2.3	2.3	2.3	2.3	2.4	2.4	2.3
Avg. Stride Length [m]	5.7	6.7	6.8	7.1	7.2	7.1	7.1	7.2	7.0	7.0	6.8



- [] Ranking at each section and finish
- .-.- No data available at this section
- NA No data available



Horse/Jockey Name	Linthorpe Lad
Final Rank	11
Fastest Section Time (Section)	0:12.09 (1400m)
Top Speed [km/h] (Section)	60.8 (1400m)
Race State	Finished

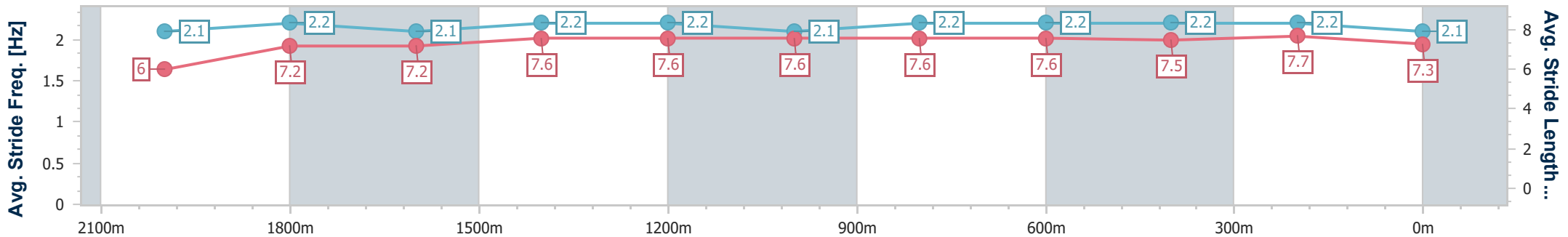
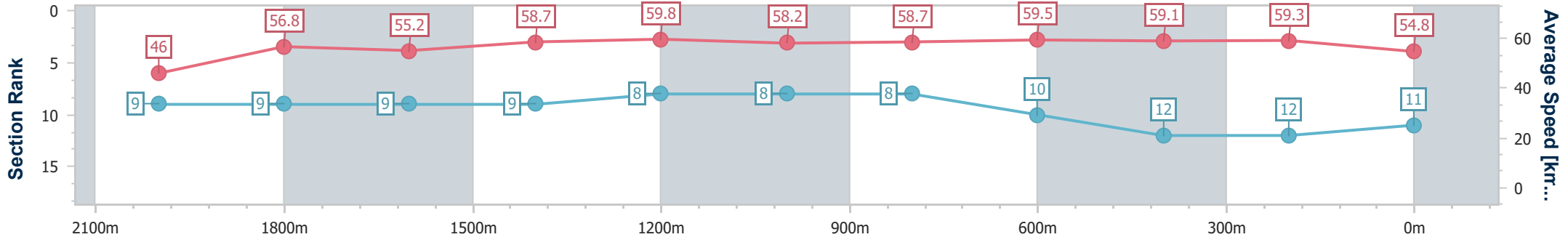


Eagle Farm QLD Professional
 Race 5: BRC CHAIRMANS CLUB MEMBERSHIP BENCHMARK
 80 Handicap - 2200m
 15 February 2025 - 14:33
 Track Rating: Soft 6, Weather: Overcast, Rail Position: +0.5m Entire



BRISBANE
RACING CLUB

Section	Overall	2000m	1800m	1600m	1400m	1200m	1000m	800m	600m	400m	200m
Section Times	2:20.19 [11] (0:15.62)	2:04.57 [9] (0:12.54)	1:52.03 [9] (0:13.06)	1:38.97 [9] (0:12.30)	1:26.67 [9] (0:12.09)	1:14.58 [8] (0:12.39)	1:02.19 [8] (0:12.38)	0:49.81 [8] (0:12.16)	0:37.65 [10] (0:12.27)	0:25.38 [12] (0:12.12)	0:13.26 [12] (0:13.26)
Average Speed [km/h]	46.0	56.8	55.2	58.7	59.8	58.2	58.7	59.5	59.1	59.3	54.8
Top Speed [km/h]	58.9	58.2	56.2	60.6	60.8	59.2	60.4	60.3	60.1	60.2	57.7
Avg. Dist. to Rail [m]	1.9	2.2	0.9	1.4	1.5	1.9	1.5	1.4	1.9	5.7	6.2
Avg. Stride Freq. [Hz]	2.1	2.2	2.1	2.2	2.2	2.1	2.2	2.2	2.2	2.2	2.1
Avg. Stride Length [m]	6.0	7.2	7.2	7.6	7.6	7.6	7.6	7.6	7.5	7.7	7.3



- [] Ranking at each section and finish
- .-.- No data available at this section
- NA No data available



Horse/Jockey Name	Convener
Final Rank	12
Fastest Section Time (Section)	0:11.90 (2000m)
Top Speed [km/h] (Section)	63.0 (Overall)
Race State	Finished



Eagle Farm QLD Professional
Race 5: BRC CHAIRMANS CLUB MEMBERSHIP BENCHMARK
80 Handicap - 2200m

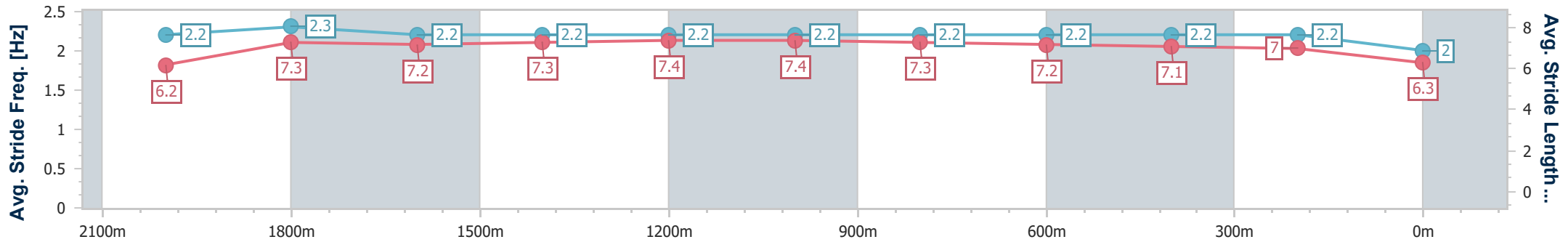
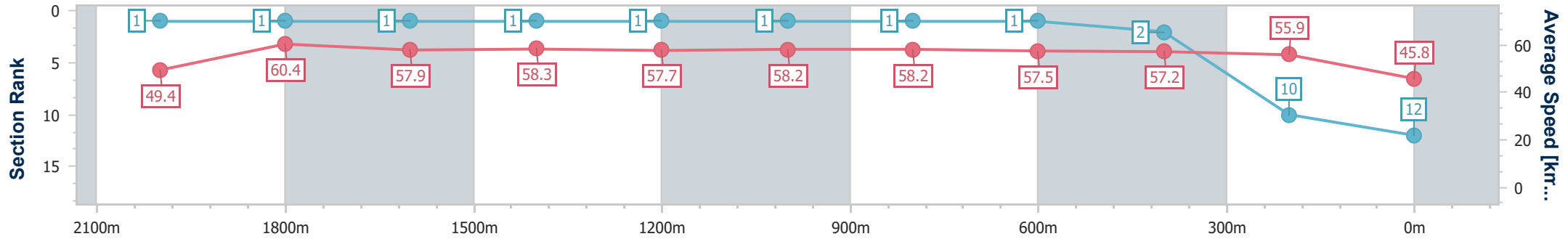
15 February 2025 - 14:33



BRISBANE RACING CLUB

Track Rating: Soft 6, Weather: Overcast, Rail Position: +0.5m Entire

Section	Overall	2000m	1800m	1600m	1400m	1200m	1000m	800m	600m	400m	200m
Section Times	2:22.62 [12] (0:14.60)	2:08.02 [1] (0:11.90)	1:56.12 [1] (0:12.53)	1:43.59 [1] (0:12.45)	1:31.14 [1] (0:12.47)	1:18.67 [1] (0:12.36)	1:06.31 [1] (0:12.51)	0:53.80 [1] (0:12.54)	0:41.26 [1] (0:12.61)	0:28.65 [2] (0:12.88)	0:15.77 [10] (0:15.77)
Average Speed [km/h]	49.4	60.4	57.9	58.3	57.7	58.2	58.2	57.5	57.2	55.9	45.8
Top Speed [km/h]	63.0	62.4	58.6	59.1	58.5	58.8	58.5	58.5	57.8	57.2	54.1
Avg. Dist. to Rail [m]	7.0	0.6	1.0	1.9	1.9	2.3	1.7	0.9	0.3	1.6	1.8
Avg. Stride Freq. [Hz]	2.2	2.3	2.2	2.2	2.2	2.2	2.2	2.2	2.2	2.2	2.0
Avg. Stride Length [m]	6.2	7.3	7.2	7.3	7.4	7.4	7.3	7.2	7.1	7.0	6.3



- [] Ranking at each section and finish
- .-.- No data available at this section
- NA No data available



Eagle Farm QLD Professional

Race 6: SKY RACING QTIS Three-Year-Old Handicap - 1400m

15 February 2025 - 15:08



BRISBANE
RACING CLUB

Track Rating: Soft 6, Weather: Overcast, Rail Position: +0.5m Entire

Section		Overall	1200m	1000m	800m	600m	400m	Last 600m				
Field Times		1:23.94 (0:13.23)	1:10.71 (0:10.60)	1:00.11 (0:11.59)	0:48.52 (0:12.24)	0:36.28 (0:12.07)	0:24.21 (0:11.82)	0:36.28				
Rank	TAB Horse/Jockey	Barrier	Top Speed [km/h]	Fastest Section	Distance Travelled [m]							
1	1 OUR BENEFACTOR Martin Harley	11	69.2 1200m	0:10.94 1200m	1:23.94 [1] (0:13.94)	1:10.00 [10] (0:10.94)	0:59.06 [8] (0:11.59)	0:47.47 [8] (0:11.87)	0:35.60 [6] (0:11.82)	0:23.78 [5] (0:11.58)	0:35.60	
2	11 ROCK THE SUNRISE Vlad Duric	9	66.8 1200m	0:11.09 1200m	1:24.00 [2] (0:13.94)	1:10.06 [9] (0:11.09)	0:58.97 [10] (0:11.62)	0:47.35 [10] (0:12.04)	0:35.31 [10] (0:11.80)	0:23.51 [9] (0:11.33)	0:35.31	+2
3	6 MERCHANT GOLD Andrew Mallyon	5	67.3 Overall	0:11.20 1200m	1:24.63 [3] (0:13.83)	1:10.80 [8] (0:11.20)	0:59.60 [9] (0:11.44)	0:48.16 [9] (0:12.03)	0:36.13 [8] (0:12.04)	0:24.09 [10] (0:11.76)	0:36.13	-2
4	3 COLE'S BEST Cobi Vitler	2	68.6 Overall	0:10.91 1200m	1:24.79 [4] (0:13.46)	1:11.33 [4] (0:10.91)	1:00.42 [4] (0:11.47)	0:48.95 [3] (0:12.03)	0:36.92 [3] (0:12.16)	0:24.76 [3] (0:11.77)	0:36.92	+1
5	12 WAKU WAKU Ron Stewart	6	67.0 1200m	0:11.03 1200m	1:24.81 [5] (0:13.63)	1:11.18 [6] (0:11.03)	1:00.15 [6] (0:11.54)	0:48.61 [6] (0:12.15)	0:36.46 [7] (0:12.01)	0:24.45 [7] (0:11.79)	0:36.46	+0
6	7 PRO FORMA James Orman	4	66.4 1200m	0:11.19 1200m	1:24.84 [6] (0:13.65)	1:11.19 [7] (0:11.19)	1:00.00 [7] (0:11.60)	0:48.40 [7] (0:12.09)	0:36.31 [9] (0:11.91)	0:24.40 [8] (0:11.72)	0:36.31	+1
7	8 BLITZUM Kyle Wilson-Taylor	10	68.0 1200m	0:10.81 1200m	1:24.85 [7] (0:13.54)	1:11.31 [5] (0:10.81)	1:00.50 [3] (0:11.77)	0:48.73 [5] (0:12.16)	0:36.57 [5] (0:11.81)	0:24.76 [4] (0:11.76)	0:36.57	-1
8	10 MISS TRUSTFUL Nikita Beriman	13	69.6 1200m	0:10.60 1200m	1:25.01 [8] (0:13.23)	1:11.78 [1] (0:10.60)	1:01.18 [1] (0:11.59)	0:49.59 [1] (0:12.24)	0:37.35 [1] (0:12.22)	0:25.13 [2] (0:12.08)	0:37.35	+1
9	2 RUN LUCY RUN Boris Thornton	12	69.3 1200m	0:10.57 1200m	1:25.01 [9] (0:13.33)	1:11.68 [2] (0:10.57)	1:01.11 [2] (0:11.63)	0:49.48 [2] (0:12.27)	0:37.21 [2] (0:11.93)	0:25.28 [1] (0:11.82)	0:37.21	-4
10	9 NINJITZOU Ryan Maloney	1	67.6 Overall	0:11.01 1200m	1:25.36 [10] (0:13.43)	1:11.93 [3] (0:11.01)	1:00.92 [5] (0:11.55)	0:49.37 [4] (0:12.10)	0:37.27 [4] (0:12.14)	0:25.13 [6] (0:12.04)	0:37.27	-4

Scratched: Just Precious (#4), Tickle My Tosen (#13), Maragical (#5)

Report Created: Sat 15 February 2025 16:09 GMT+ (Note: Timing is based on position data)

Page 1/12

[] Ranking at each section and finish
 -:-:- No data available at this section
 NA No data available

SCN Saddle cloth number
 DNF Did not finish
 DNT Did not track

data processed by TRIPLES DATA



Eagle Farm QLD Professional

Race 6: SKY RACING QTIS Three-Year-Old Handicap - 1400m

15 February 2025 - 15:08



BRISBANE
RACING CLUB

Track Rating: Soft 6, Weather: Overcast, Rail Position: +0.5m Entire

Section							200m			Last 600m
Field Times							0:12.39			0:36.28
Rank	TAB	Horse/Jockey	Barrier	Top Speed [km/h]	Fastest Section		Margin			Distance Travelled [m]
1	1	OUR BENEFACTOR Martin Harley	11	69.2 1200m	0:10.94 1200m	0:12.20 [2] (0:12.20)	1:23.94		0:35.60	
2	11	ROCK THE SUNRISE Vlad Duric	9	66.8 1200m	0:11.09 1200m	0:12.18 [4] (0:12.18)	0.38L		0:35.31	+2
3	6	MERCHANT GOLD Andrew Mallyon	5	67.3 Overall	0:11.20 1200m	0:12.33 [10] (0:12.33)	4.1L		0:36.13	-2
4	3	COLE'S BEST Cobi Vitler	2	68.6 Overall	0:10.91 1200m	0:12.99 [3] (0:12.99)	5.03L		0:36.92	+1
5	12	WAKU WAKU Ron Stewart	6	67.0 1200m	0:11.03 1200m	0:12.66 [7] (0:12.66)	5.14L		0:36.46	+0
6	7	PRO FORMA James Orman	4	66.4 1200m	0:11.19 1200m	0:12.68 [8] (0:12.68)	5.31L		0:36.31	+1
7	8	BLITZUM Kyle Wilson-Taylor	10	68.0 1200m	0:10.81 1200m	0:13.00 [5] (0:13.00)	5.37L		0:36.57	-1
8	10	MISS TRUSTFUL Nikita Beriman	13	69.6 1200m	0:10.60 1200m	0:13.05 [6] (0:13.05)	6.33L		0:37.35	+1
9	2	RUN LUCY RUN Boris Thornton	12	69.3 1200m	0:10.57 1200m	0:13.46 [1] (0:13.46)	6.35L		0:37.21	-4
10	9	NINJITZOU Ryan Maloney	1	67.6 Overall	0:11.01 1200m	0:13.09 [9] (0:13.09)	8.39L		0:37.27	-4

Scratched: Just Precious (#4), Tickle My Tosen (#13), Maragical (#5)

Report Created: Sat 15 February 2025 16:09 GMT+ (Note: Timing is based on position data)

Page 2/12

[] Ranking at each section and finish
 -:-:- No data available at this section
 NA No data available

SCN Saddle cloth number
 DNF Did not finish
 DNT Did not track

data processed by  TRIPLESDATA



Horse/Jockey Name	Our Benefactor
Final Rank	1
Fastest Section Time (Section)	0:10.94 (1200m)
Top Speed [km/h] (Section)	69.2 (1200m)
Race State	Finished



Eagle Farm QLD Professional

Race 6: SKY RACING QTIS Three-Year-Old Handicap - 1400m

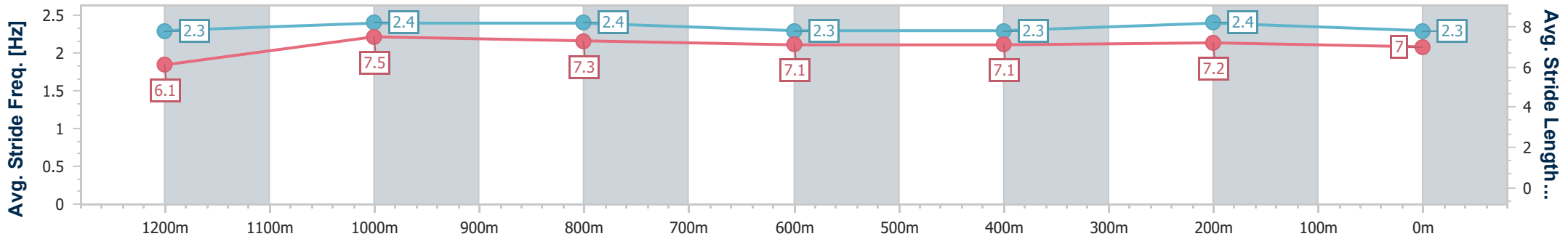
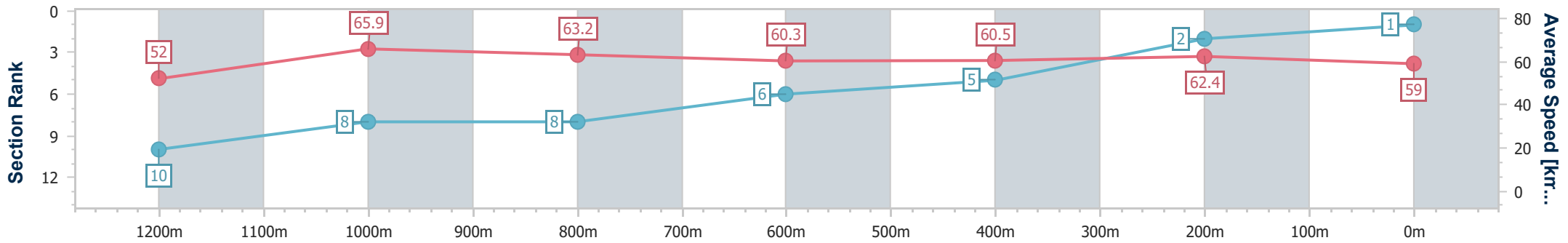
15 February 2025 - 15:08

Track Rating: Soft 6, Weather: Overcast, Rail Position: +0.5m Entire



BRISBANE RACING CLUB

Section	Overall	1200m	1000m	800m	600m	400m	200m
Section Times	1:23.94 [1] (0:13.94)	1:10.00 [10] (0:10.94)	0:59.06 [8] (0:11.59)	0:47.47 [8] (0:11.87)	0:35.60 [6] (0:11.82)	0:23.78 [5] (0:11.58)	0:12.20 [2] (0:12.20)
Average Speed [km/h]	52.0	65.9	63.2	60.3	60.5	62.4	59.0
Top Speed [km/h]	68.8	69.2	63.8	63.6	62.4	63.5	61.3
Avg. Dist. to Rail [m]	7.2	4.0	2.7	0.8	1.1	5.2	7.3
Avg. Stride Freq. [Hz]	2.3	2.4	2.4	2.3	2.3	2.4	2.3
Avg. Stride Length [m]	6.1	7.5	7.3	7.1	7.1	7.2	7.0



- [] Ranking at each section and finish
- .-.- No data available at this section
- NA No data available



Horse/Jockey Name	Rock The Sunrise
Final Rank	2
Fastest Section Time (Section)	0:11.09 (1200m)
Top Speed [km/h] (Section)	66.8 (1200m)
Race State	Finished



Eagle Farm QLD Professional

Race 6: SKY RACING QTIS Three-Year-Old Handicap - 1400m

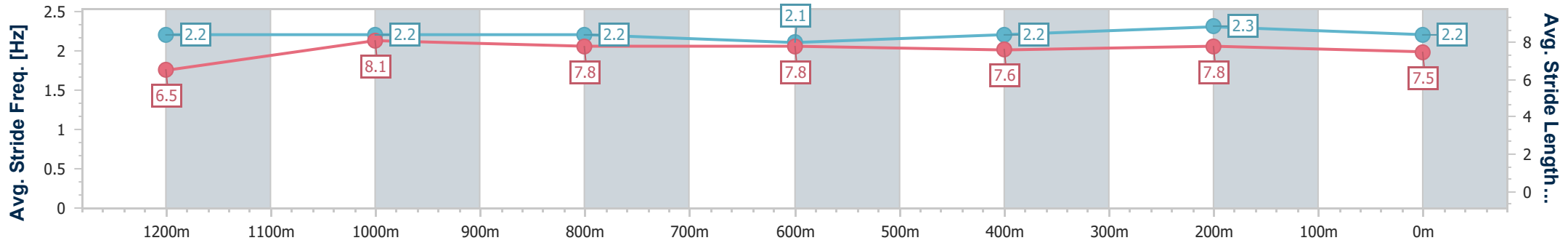
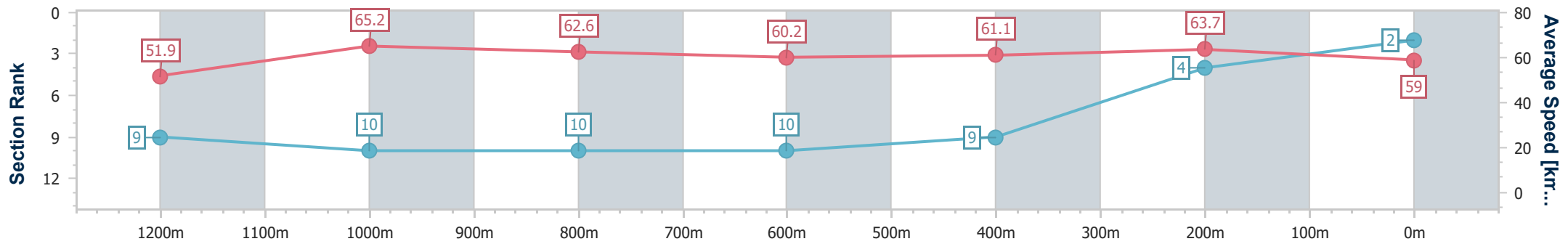
15 February 2025 - 15:08

Track Rating: Soft 6, Weather: Overcast, Rail Position: +0.5m Entire



BRISBANE RACING CLUB

Section	Overall	1200m	1000m	800m	600m	400m	200m
Section Times	1:24.00 [2] (0:13.94)	1:10.06 [9] (0:11.09)	0:58.97 [10] (0:11.62)	0:47.35 [10] (0:12.04)	0:35.31 [10] (0:11.80)	0:23.51 [9] (0:11.33)	0:12.18 [4]
Average Speed [km/h]	51.9	65.2	62.6	60.2	61.1	63.7	59.0
Top Speed [km/h]	65.8	66.8	63.6	63.7	63.5	64.2	62.1
Avg. Dist. to Rail [m]	5.3	2.7	2.7	0.7	0.8	7.6	10.0
Avg. Stride Freq. [Hz]	2.2	2.2	2.2	2.1	2.2	2.3	2.2
Avg. Stride Length [m]	6.5	8.1	7.8	7.8	7.6	7.8	7.5



- [] Ranking at each section and finish
- .-.- No data available at this section
- NA No data available



Horse/Jockey Name	Merchant Gold
Final Rank	3
Fastest Section Time (Section)	0:11.20 (1200m)
Top Speed [km/h] (Section)	67.3 (Overall)
Race State	Finished



Eagle Farm QLD Professional

Race 6: SKY RACING QTIS Three-Year-Old Handicap - 1400m

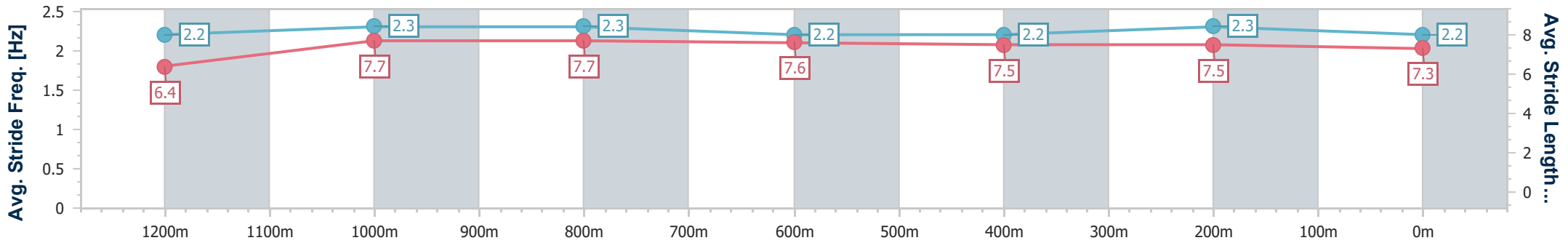
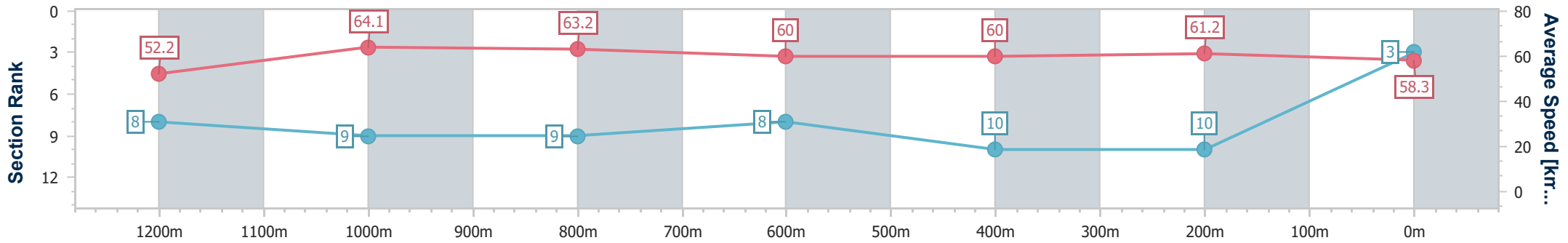
15 February 2025 - 15:08

Track Rating: Soft 6, Weather: Overcast, Rail Position: +0.5m Entire



BRISBANE RACING CLUB

Section	Overall	1200m	1000m	800m	600m	400m	200m
Section Times	1:24.63 [3] (0:13.83)	1:10.80 [8] (0:11.20)	0:59.60 [9] (0:11.44)	0:48.16 [9] (0:12.03)	0:36.13 [8] (0:12.04)	0:24.09 [10] (0:11.76)	0:12.33 [10] (0:12.33)
Average Speed [km/h]	52.2	64.1	63.2	60.0	60.0	61.2	58.3
Top Speed [km/h]	67.3	67.1	63.8	63.6	61.3	62.3	60.7
Avg. Dist. to Rail [m]	3.5	1.6	0.6	0.4	0.5	6.7	10.6
Avg. Stride Freq. [Hz]	2.2	2.3	2.3	2.2	2.2	2.3	2.2
Avg. Stride Length [m]	6.4	7.7	7.7	7.6	7.5	7.5	7.3



- [] Ranking at each section and finish
- .-.- No data available at this section
- NA No data available



Horse/Jockey Name	Cole's Best
Final Rank	4
Fastest Section Time (Section)	0:10.91 (1200m)
Top Speed [km/h] (Section)	68.6 (Overall)
Race State	Finished



Eagle Farm QLD Professional

Race 6: SKY RACING QTIS Three-Year-Old Handicap - 1400m

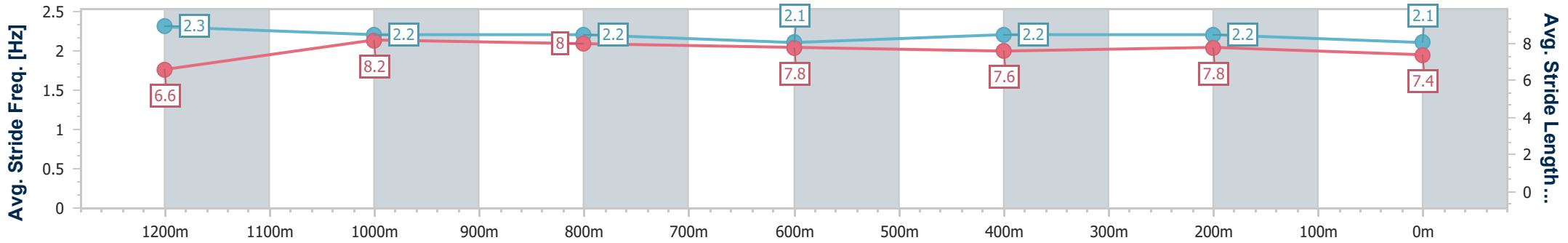
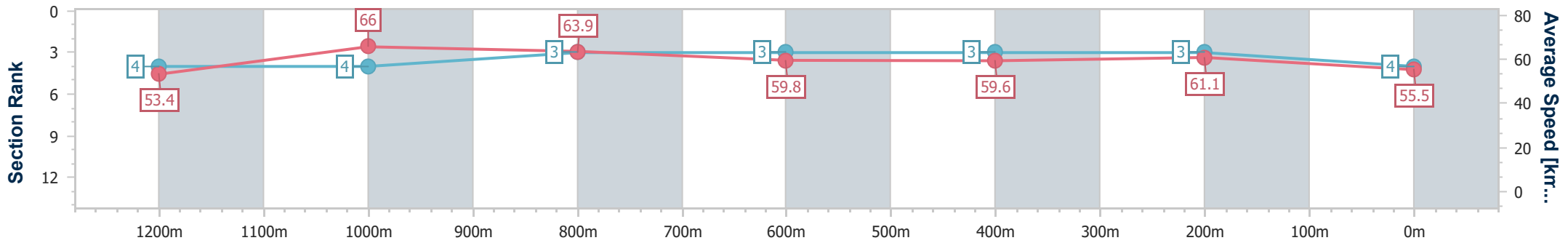
15 February 2025 - 15:08

Track Rating: Soft 6, Weather: Overcast, Rail Position: +0.5m Entire



BRISBANE RACING CLUB

Section	Overall	1200m	1000m	800m	600m	400m	200m
Section Times	1:24.79 [4] (0:13.46)	1:11.33 [4] (0:10.91)	1:00.42 [4] (0:11.47)	0:48.95 [3] (0:12.03)	0:36.92 [3] (0:12.16)	0:24.76 [3] (0:11.77)	0:12.99 [3] (0:12.99)
Average Speed [km/h]	53.4	66.0	63.9	59.8	59.6	61.1	55.5
Top Speed [km/h]	68.6	68.4	64.9	63.2	61.3	62.1	58.5
Avg. Dist. to Rail [m]	1.7	1.9	2.7	0.6	1.1	6.5	8.9
Avg. Stride Freq. [Hz]	2.3	2.2	2.2	2.1	2.2	2.2	2.1
Avg. Stride Length [m]	6.6	8.2	8.0	7.8	7.6	7.8	7.4



- [] Ranking at each section and finish
- .-.- No data available at this section
- NA No data available



Horse/Jockey Name	Waku Waku
Final Rank	5
Fastest Section Time (Section)	0:11.03 (1200m)
Top Speed [km/h] (Section)	67.0 (1200m)
Race State	Finished



Eagle Farm QLD Professional

Race 6: SKY RACING QTIS Three-Year-Old Handicap - 1400m

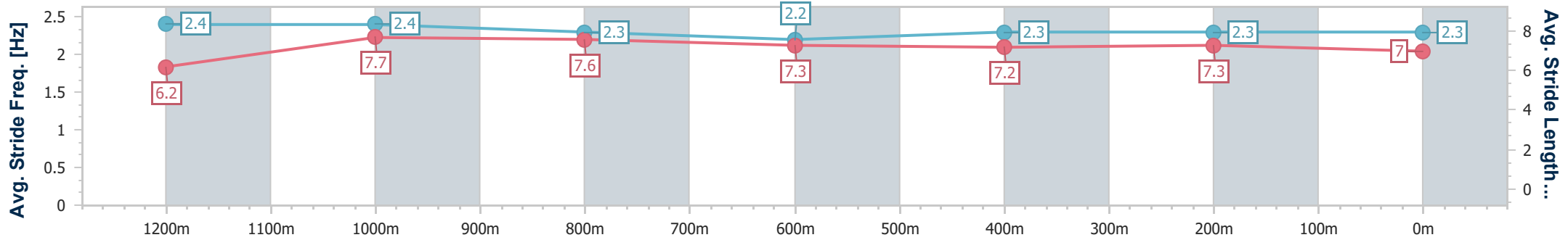
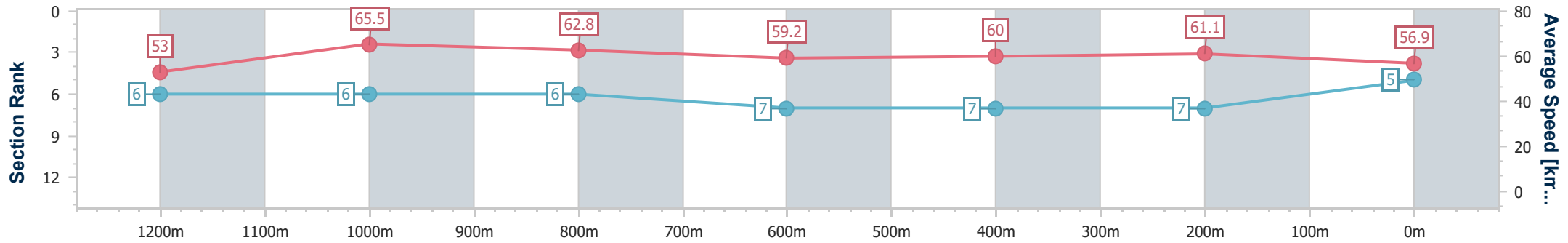
15 February 2025 - 15:08

Track Rating: Soft 6, Weather: Overcast, Rail Position: +0.5m Entire



BRISBANE RACING CLUB

Section	Overall	1200m	1000m	800m	600m	400m	200m
Section Times	1:24.81 [5] (0:13.63)	1:11.18 [6] (0:11.03)	1:00.15 [6] (0:11.54)	0:48.61 [6] (0:12.15)	0:36.46 [7] (0:12.01)	0:24.45 [7] (0:11.79)	0:12.66 [7] (0:12.66)
Average Speed [km/h]	53.0	65.5	62.8	59.2	60.0	61.1	56.9
Top Speed [km/h]	67.0	67.0	63.8	63.3	61.5	62.2	59.5
Avg. Dist. to Rail [m]	5.4	3.5	1.4	0.2	0.9	5.8	9.9
Avg. Stride Freq. [Hz]	2.4	2.4	2.3	2.2	2.3	2.3	2.3
Avg. Stride Length [m]	6.2	7.7	7.6	7.3	7.2	7.3	7.0



- [] Ranking at each section and finish
- .-.- No data available at this section
- NA No data available



Horse/Jockey Name	Pro Forma
Final Rank	6
Fastest Section Time (Section)	0:11.19 (1200m)
Top Speed [km/h] (Section)	66.4 (1200m)
Race State	Finished



Eagle Farm QLD Professional

Race 6: SKY RACING QTIS Three-Year-Old Handicap - 1400m

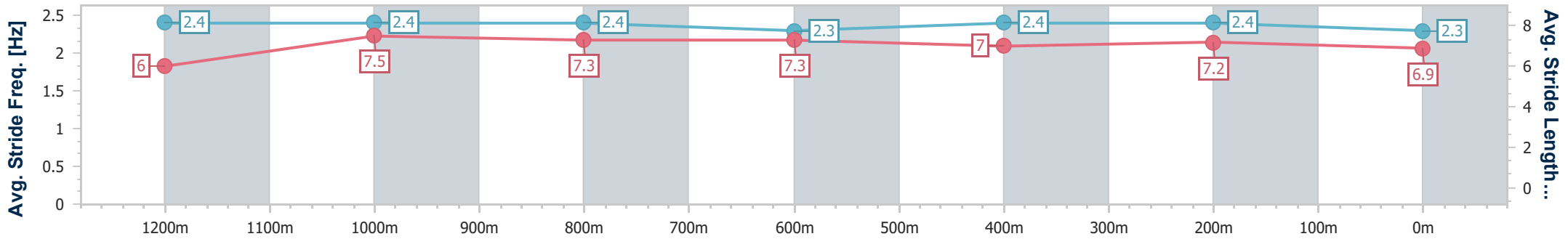
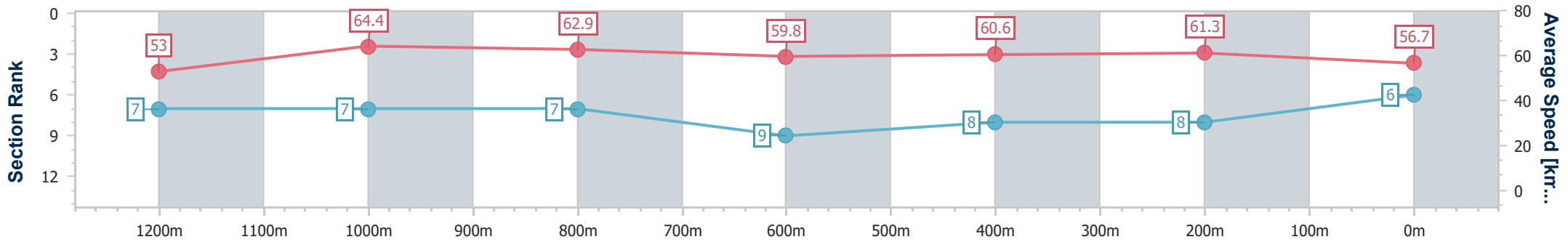
15 February 2025 - 15:08

Track Rating: Soft 6, Weather: Overcast, Rail Position: +0.5m Entire



BRISBANE RACING CLUB

Section	Overall	1200m	1000m	800m	600m	400m	200m
Section Times	1:24.84 [6] (0:13.65)	1:11.19 [7] (0:11.19)	1:00.00 [7] (0:11.60)	0:48.40 [7] (0:12.09)	0:36.31 [9] (0:11.91)	0:24.40 [8] (0:11.72)	0:12.68 [8] (0:12.68)
Average Speed [km/h]	53.0	64.4	62.9	59.8	60.6	61.3	56.7
Top Speed [km/h]	66.4	66.4	64.6	64.2	62.8	62.6	59.5
Avg. Dist. to Rail [m]	3.6	2.9	2.4	1.5	0.3	3.0	5.7
Avg. Stride Freq. [Hz]	2.4	2.4	2.4	2.3	2.4	2.4	2.3
Avg. Stride Length [m]	6.0	7.5	7.3	7.3	7.0	7.2	6.9



- [] Ranking at each section and finish
- .-.- No data available at this section
- NA No data available



Horse/Jockey Name	Blitzum
Final Rank	7
Fastest Section Time (Section)	0:10.81 (1200m)
Top Speed [km/h] (Section)	68.0 (1200m)
Race State	Finished



Eagle Farm QLD Professional

Race 6: SKY RACING QTIS Three-Year-Old Handicap - 1400m

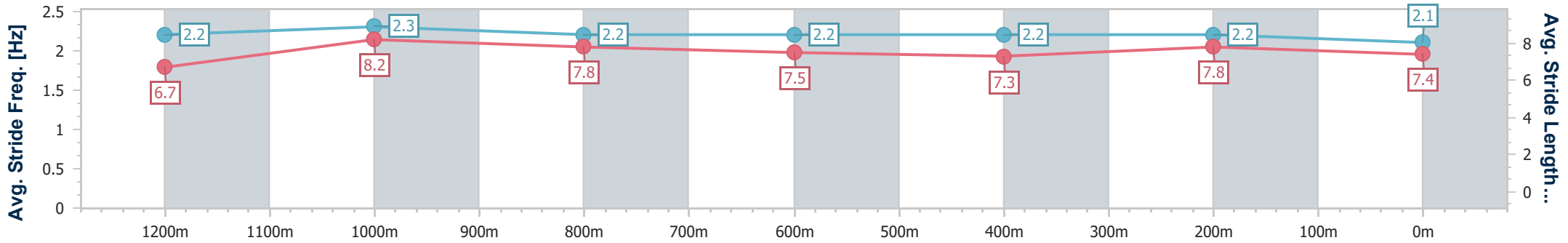
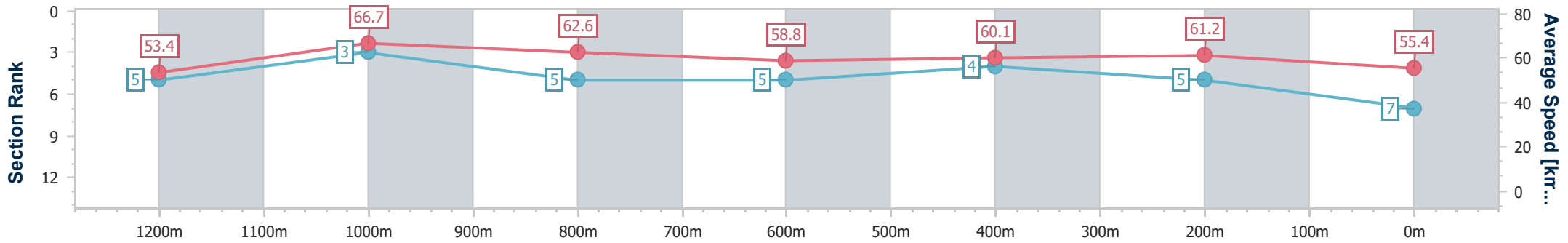
15 February 2025 - 15:08

Track Rating: Soft 6, Weather: Overcast, Rail Position: +0.5m Entire



BRISBANE RACING CLUB

Section	Overall	1200m	1000m	800m	600m	400m	200m
Section Times	1:24.85 [7] (0:13.54)	1:11.31 [5] (0:10.81)	1:00.50 [3] (0:11.77)	0:48.73 [5] (0:12.16)	0:36.57 [5] (0:11.81)	0:24.76 [4] (0:11.76)	0:13.00 [5] (0:13.00)
Average Speed [km/h]	53.4	66.7	62.6	58.8	60.1	61.2	55.4
Top Speed [km/h]	67.4	68.0	63.3	62.9	61.5	62.7	58.9
Avg. Dist. to Rail [m]	7.9	5.5	3.8	1.6	3.6	4.1	7.7
Avg. Stride Freq. [Hz]	2.2	2.3	2.2	2.2	2.2	2.2	2.1
Avg. Stride Length [m]	6.7	8.2	7.8	7.5	7.3	7.8	7.4



- [] Ranking at each section and finish
- .-.- No data available at this section
- NA No data available



Horse/Jockey Name	Miss Trustful
Final Rank	8
Fastest Section Time (Section)	0:10.60 (1200m)
Top Speed [km/h] (Section)	69.6 (1200m)
Race State	Finished



Eagle Farm QLD Professional

Race 6: SKY RACING QTIS Three-Year-Old Handicap - 1400m

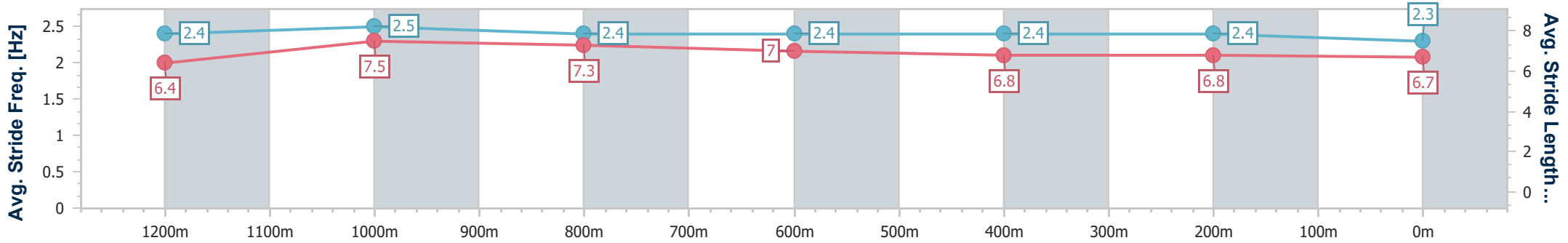
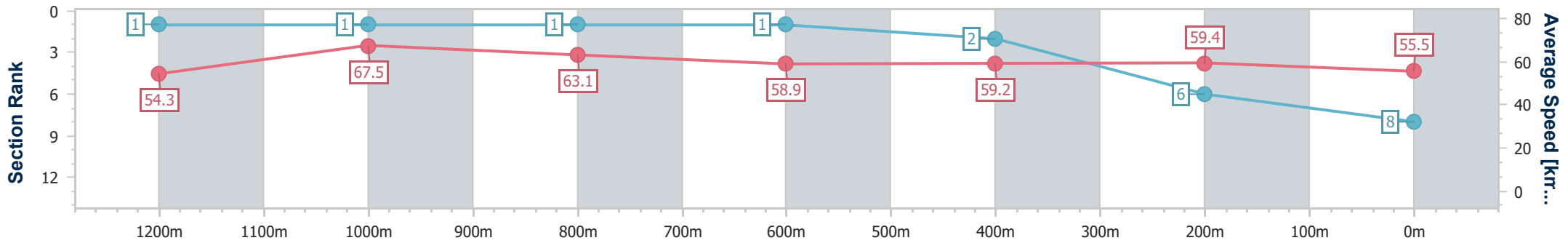
15 February 2025 - 15:08

Track Rating: Soft 6, Weather: Overcast, Rail Position: +0.5m Entire



BRISBANE RACING CLUB

Section	Overall	1200m	1000m	800m	600m	400m	200m
Section Times	1:25.01 [8] (0:13.23)	1:11.78 [1] (0:10.60)	1:01.18 [1] (0:11.59)	0:49.59 [1] (0:12.24)	0:37.35 [1] (0:12.22)	0:25.13 [2] (0:12.08)	0:13.05 [6] (0:13.05)
Average Speed [km/h]	54.3	67.5	63.1	58.9	59.2	59.4	55.5
Top Speed [km/h]	64.1	69.6	68.8	63.1	60.2	61.3	60.2
Avg. Dist. to Rail [m]	8.5	3.6	1.4	0.2	0.6	3.8	5.6
Avg. Stride Freq. [Hz]	2.4	2.5	2.4	2.4	2.4	2.4	2.3
Avg. Stride Length [m]	6.4	7.5	7.3	7.0	6.8	6.8	6.7



- [] Ranking at each section and finish
- .-.- No data available at this section
- NA No data available



Horse/Jockey Name	Run Lucy Run
Final Rank	9
Fastest Section Time (Section)	0:10.57 (1200m)
Top Speed [km/h] (Section)	69.3 (1200m)
Race State	Finished



Eagle Farm QLD Professional

Race 6: SKY RACING QTIS Three-Year-Old Handicap - 1400m

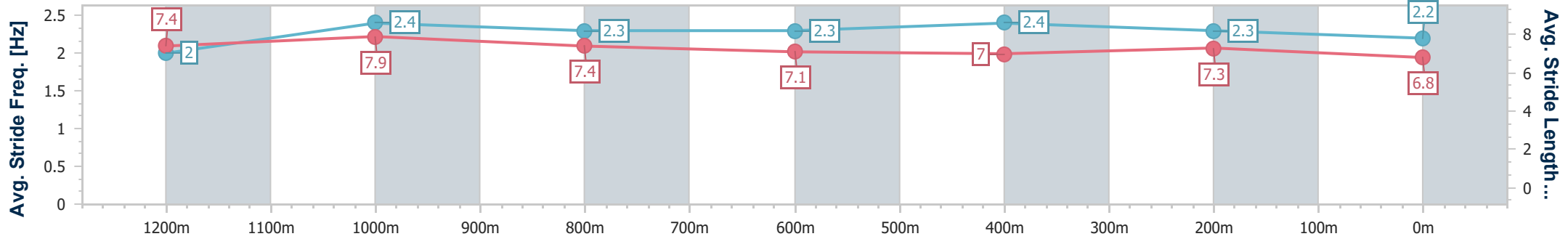
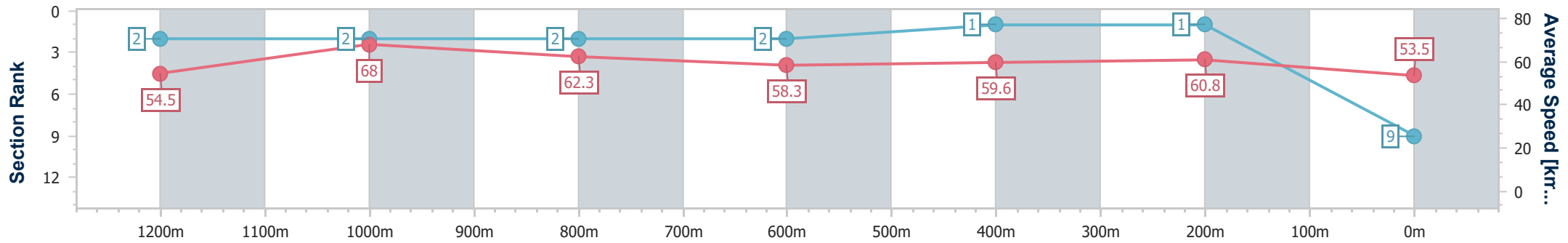
15 February 2025 - 15:08

Track Rating: Soft 6, Weather: Overcast, Rail Position: +0.5m Entire



BRISBANE RACING CLUB

Section	Overall	1200m	1000m	800m	600m	400m	200m
Section Times	1:25.01 [9] (0:13.33)	1:11.68 [2] (0:10.57)	1:01.11 [2] (0:11.63)	0:49.48 [2] (0:12.27)	0:37.21 [2] (0:11.93)	0:25.28 [1] (0:11.82)	0:13.46 [1] (0:13.46)
Average Speed [km/h]	54.5	68.0	62.3	58.3	59.6	60.8	53.5
Top Speed [km/h]	69.2	69.3	64.2	59.5	61.9	62.1	58.8
Avg. Dist. to Rail [m]	8.5	4.1	1.1	1.2	2.7	1.9	0.7
Avg. Stride Freq. [Hz]	2.0	2.4	2.3	2.3	2.4	2.3	2.2
Avg. Stride Length [m]	7.4	7.9	7.4	7.1	7.0	7.3	6.8



- [] Ranking at each section and finish
- .-.- No data available at this section
- NA No data available



Horse/Jockey Name	Ninjitzou
Final Rank	10
Fastest Section Time (Section)	0:11.01 (1200m)
Top Speed [km/h] (Section)	67.6 (Overall)
Race State	Finished



Eagle Farm QLD Professional

Race 6: SKY RACING QTIS Three-Year-Old Handicap - 1400m

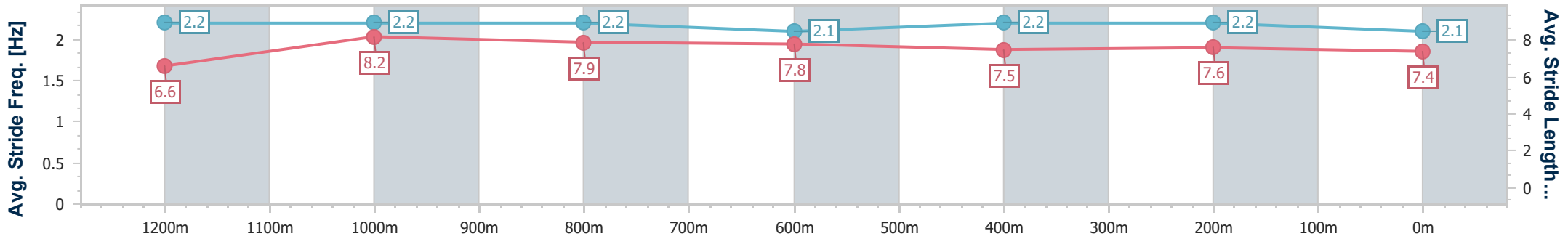
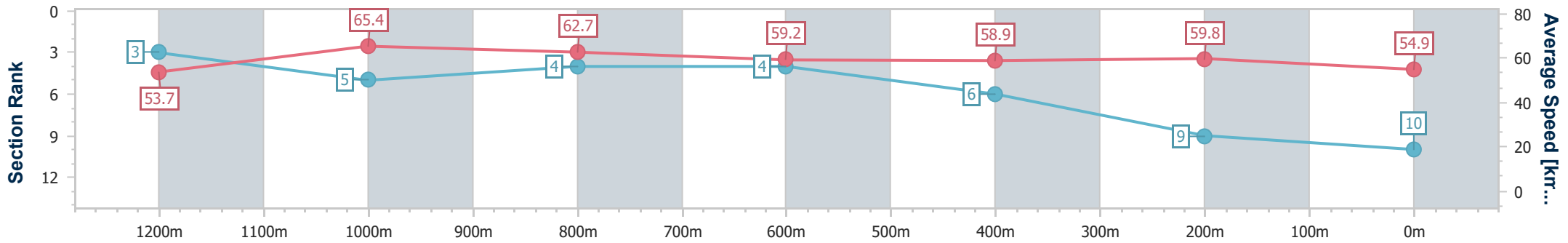
15 February 2025 - 15:08

Track Rating: Soft 6, Weather: Overcast, Rail Position: +0.5m Entire



BRISBANE RACING CLUB

Section	Overall	1200m	1000m	800m	600m	400m	200m
Section Times	1:25.36 [10] (0:13.43)	1:11.93 [3] (0:11.01)	1:00.92 [5] (0:11.55)	0:49.37 [4] (0:12.10)	0:37.27 [4] (0:12.14)	0:25.13 [6] (0:12.04)	0:13.09 [9] (0:13.09)
Average Speed [km/h]	53.7	65.4	62.7	59.2	58.9	59.8	54.9
Top Speed [km/h]	67.6	67.6	64.1	61.6	60.6	61.2	57.5
Avg. Dist. to Rail [m]	1.7	1.4	1.2	1.0	1.5	2.5	7.3
Avg. Stride Freq. [Hz]	2.2	2.2	2.2	2.1	2.2	2.2	2.1
Avg. Stride Length [m]	6.6	8.2	7.9	7.8	7.5	7.6	7.4



- [] Ranking at each section and finish
- .-.- No data available at this section
- NA No data available



Eagle Farm QLD Professional
Race 7: XXXX OPEN Handicap - 1400m
15 February 2025 - 15:47



BRISBANE
RACING CLUB

Track Rating: Soft 6, Weather: Overcast, Rail Position: +0.5m Entire

Section												Last 600m	
Field Times												0:34.71	
					Overall	1200m	1000m	800m	600m	400m			
					1:23.66 (0:13.64)	1:10.02 (0:11.49)	0:58.53 (0:11.94)	0:46.59 (0:11.88)	0:34.71 (0:11.46)	0:23.25 (0:11.06)			
Rank	TAB	Horse/Jockey	Barrier	Top Speed [km/h]	Fastest Section							Distance Travelled [m]	
1	3	IRISH SONGS James Orman	4	66.0 400m	0:11.09 400m	1:23.66 [1] (0:13.87)	1:09.79 [2] (0:11.35)	0:58.44 [2] (0:11.85)	0:46.59 [1] (0:11.88)	0:34.71 [1] (0:11.48)	0:23.23 [2] (0:11.09)	0:34.71	
2	5	DEVASTATE Angela Jones	10	66.6 400m	0:11.03 400m	1:23.73 [2] (0:13.64)	1:10.09 [1] (0:11.49)	0:58.60 [1] (0:11.96)	0:46.64 [2] (0:11.96)	0:34.68 [2] (0:11.39)	0:23.29 [3] (0:11.03)	0:34.68	-4
3	7	DREAM HOUR Andrew Mallyon	9	67.2 600m	0:11.04 400m	1:24.02 [3] (0:14.43)	1:09.59 [6] (0:11.61)	0:57.98 [6] (0:11.75)	0:46.23 [7] (0:11.71)	0:34.52 [7] (0:11.23)	0:23.29 [6] (0:11.04)	0:34.52	-1
4	4	POCKET FULL Cody Collis	6	66.3 400m	0:11.14 400m	1:24.15 [4] (0:14.16)	1:09.99 [5] (0:11.58)	0:58.41 [5] (0:11.79)	0:46.62 [5] (0:11.82)	0:34.80 [6] (0:11.37)	0:23.43 [5] (0:11.14)	0:34.80	-2
5	9	VIMINELE Bailey Wheeler	3	66.1 400m	0:11.28 400m	1:24.17 [5] (0:14.14)	1:10.03 [4] (0:11.49)	0:58.54 [4] (0:11.67)	0:46.87 [3] (0:11.85)	0:35.02 [4] (0:11.42)	0:23.60 [4] (0:11.28)	0:35.02	-4
6	6	MAHAGONI Kyle Wilson-Taylor	8	64.4 600m	0:11.49 600m	1:24.98 [6] (0:14.47)	1:10.51 [7] (0:11.58)	0:58.93 [7] (0:11.54)	0:47.39 [6] (0:11.73)	0:35.66 [5] (0:11.49)	0:24.17 [7] (0:11.51)	0:35.66	-3
7	2	GOLDEN DECADE Emily Lang	2	66.7 600m	0:11.31 600m	1:25.05 [7] (0:13.90)	1:11.15 [3] (0:11.62)	0:59.53 [3] (0:11.87)	0:47.66 [4] (0:11.71)	0:35.95 [3] (0:11.31)	0:24.64 [1] (0:11.40)	0:35.95	+1

Scratched: Our Magnus (#10), Sinawann (#1), Hollywood North (#8)

[] Ranking at each section and finish
 -:-:- No data available at this section
 NA No data available

SCN Saddle cloth number
 DNF Did not finish
 DNT Did not track



Eagle Farm QLD Professional
Race 7: XXXX OPEN Handicap - 1400m
15 February 2025 - 15:47



Track Rating: Soft 6, Weather: Overcast, Rail Position: +0.5m Entire

Section							200m			Last 600m
Field Times							0:12.19			0:34.71
							(0:12.19)			
Rank	TAB	Horse/Jockey	Barrier	Top Speed [km/h]	Fastest Section	Margin				Distance Travelled [m]
1	3	IRISH SONGS	4	66.0	0:11.09	0:12.14 [2]	1:23.66			0:34.71
		James Orman		400m	400m	(0:12.14)				
2	5	DEVASTATE	10	66.6	0:11.03	0:12.26 [1]	0.39L			0:34.68
		Angela Jones		400m	400m	(0:12.26)				-4
3	7	DREAM HOUR	9	67.2	0:11.04	0:12.25 [3]	2.12L			0:34.52
		Andrew Mallyon		600m	400m	(0:12.25)				-1
4	4	POCKET FULL	6	66.3	0:11.14	0:12.29 [6]	2.88L			0:34.80
		Cody Collis		400m	400m	(0:12.29)				-2
5	9	VIMINELE	3	66.1	0:11.28	0:12.32 [5]	2.98L			0:35.02
		Bailey Wheeler		400m	400m	(0:12.32)				-4
6	6	MAHAGONI	8	64.4	0:11.49	0:12.66 [7]	7.77L			0:35.66
		Kyle Wilson-Taylor		600m	600m	(0:12.66)				-3
7	2	GOLDEN DECADE	2	66.7	0:11.31	0:13.24 [4]	8.15L			0:35.95
		Emily Lang		600m	600m	(0:13.24)				+1

Scratched: Our Magnus (#10), Sinawann (#1), Hollywood North (#8)



Horse/Jockey Name	Irish Songs
Final Rank	1
Fastest Section Time (Section)	0:11.09 (400m)
Top Speed [km/h] (Section)	66.0 (400m)
Race State	Finished

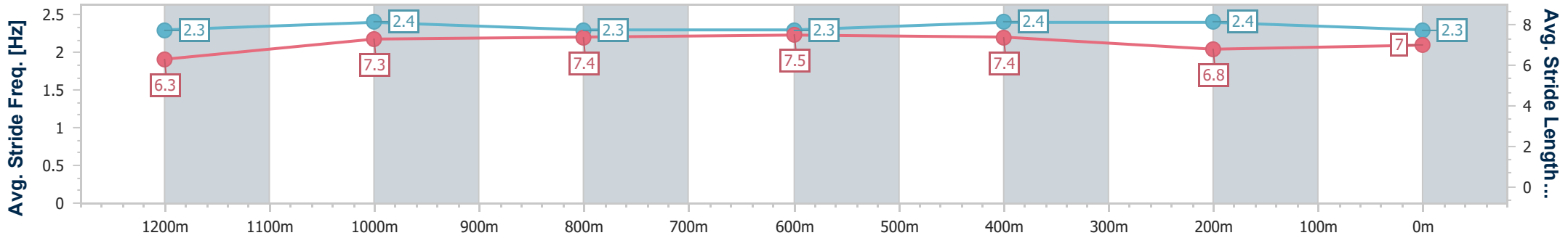
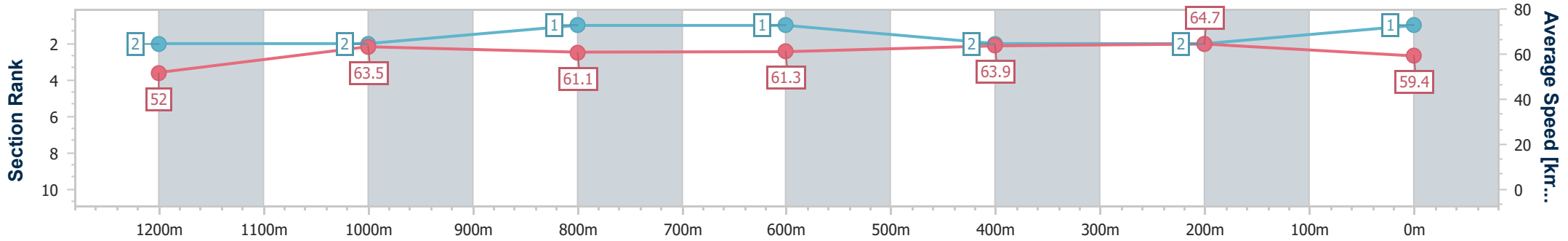


Eagle Farm QLD Professional
 Race 7: XXXX OPEN Handicap - 1400m
 15 February 2025 - 15:47
 Track Rating: Soft 6, Weather: Overcast, Rail Position: +0.5m Entire



BRISBANE RACING CLUB

Section	Overall	1200m	1000m	800m	600m	400m	200m
Section Times	1:23.66 [1] (0:13.87)	1:09.79 [2] (0:11.35)	0:58.44 [2] (0:11.85)	0:46.59 [1] (0:11.88)	0:34.71 [1] (0:11.48)	0:23.23 [2] (0:11.09)	0:12.14 [2] (0:12.14)
Average Speed [km/h]	52.0	63.5	61.1	61.3	63.9	64.7	59.4
Top Speed [km/h]	64.3	64.8	61.8	62.2	64.5	66.0	63.3
Avg. Dist. to Rail [m]	3.6	2.0	1.4	1.9	3.5	9.0	10.8
Avg. Stride Freq. [Hz]	2.3	2.4	2.3	2.3	2.4	2.4	2.3
Avg. Stride Length [m]	6.3	7.3	7.4	7.5	7.4	6.8	7.0



- [] Ranking at each section and finish
- .-.- No data available at this section
- NA No data available



Horse/Jockey Name	Devastate
Final Rank	2
Fastest Section Time (Section)	0:11.03 (400m)
Top Speed [km/h] (Section)	66.6 (400m)
Race State	Finished

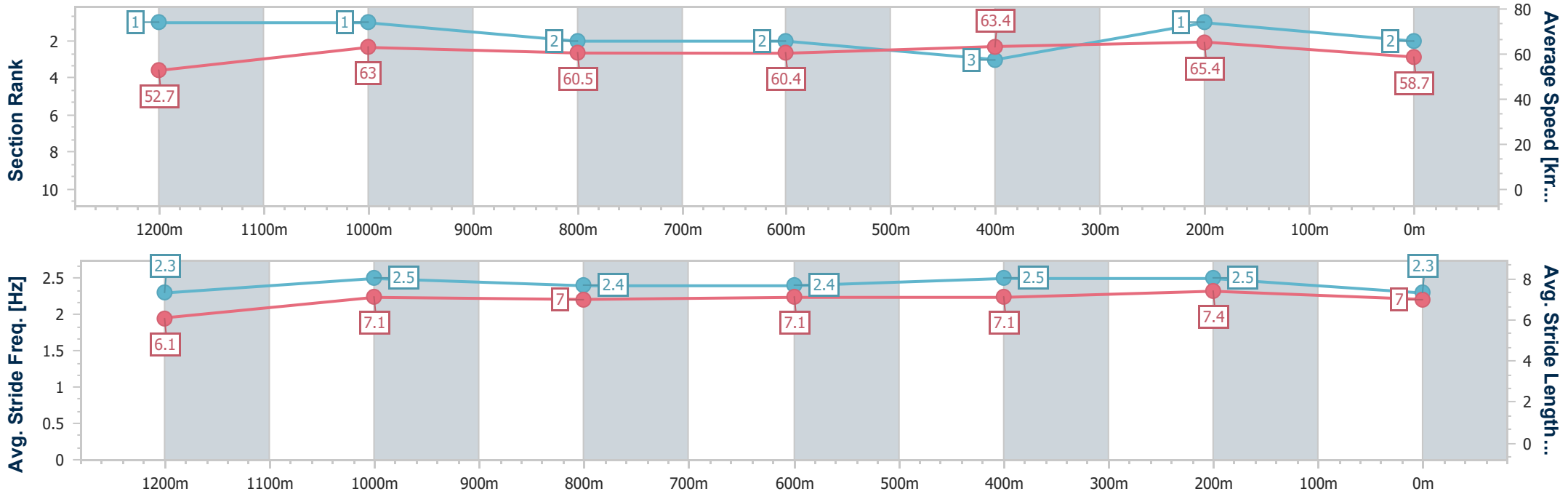


Eagle Farm QLD Professional
 Race 7: XXXX OPEN Handicap - 1400m
 15 February 2025 - 15:47
 Track Rating: Soft 6, Weather: Overcast, Rail Position: +0.5m Entire



BRISBANE RACING CLUB

Section	Overall	1200m	1000m	800m	600m	400m	200m
Section Times	1:23.73 [2] (0:13.64)	1:10.09 [1] (0:11.49)	0:58.60 [1] (0:11.96)	0:46.64 [2] (0:11.96)	0:34.68 [2] (0:11.39)	0:23.29 [3] (0:11.03)	0:12.26 [1] (0:12.26)
Average Speed [km/h]	52.7	63.0	60.5	60.4	63.4	65.4	58.7
Top Speed [km/h]	64.1	63.4	61.9	62.0	66.2	66.6	62.7
Avg. Dist. to Rail [m]	4.5	1.8	1.8	0.7	1.1	7.3	7.7
Avg. Stride Freq. [Hz]	2.3	2.5	2.4	2.4	2.5	2.5	2.3
Avg. Stride Length [m]	6.1	7.1	7.0	7.1	7.1	7.4	7.0



- [] Ranking at each section and finish
- .-.- No data available at this section
- NA No data available



Horse/Jockey Name	Dream Hour
Final Rank	3
Fastest Section Time (Section)	0:11.04 (400m)
Top Speed [km/h] (Section)	67.2 (600m)
Race State	Finished

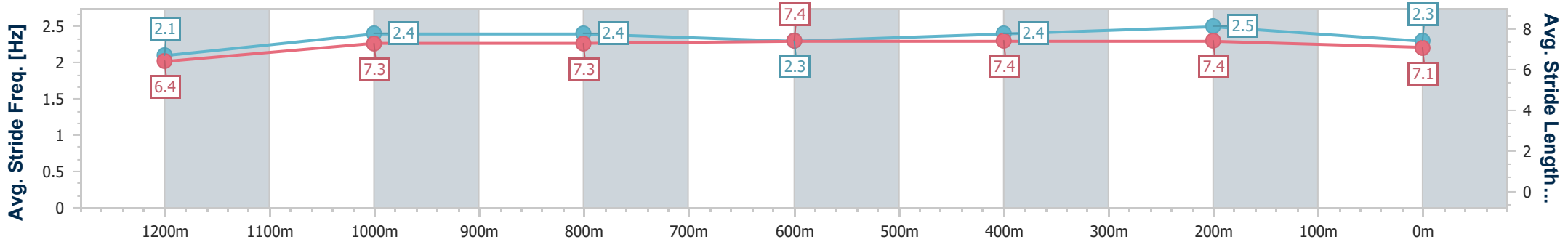
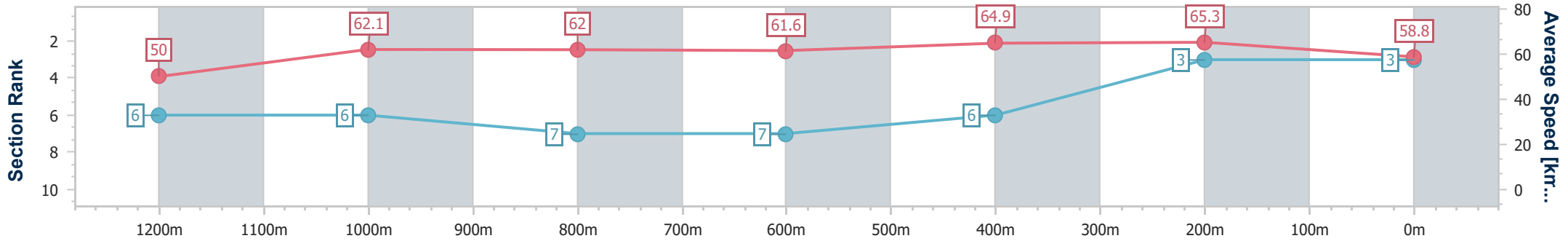


Eagle Farm QLD Professional
 Race 7: XXXX OPEN Handicap - 1400m
 15 February 2025 - 15:47
 Track Rating: Soft 6, Weather: Overcast, Rail Position: +0.5m Entire



BRISBANE
RACING CLUB

Section	Overall	1200m	1000m	800m	600m	400m	200m
Section Times	1:24.02 [3] (0:14.43)	1:09.59 [6] (0:11.61)	0:57.98 [6] (0:11.75)	0:46.23 [7] (0:11.71)	0:34.52 [7] (0:11.23)	0:23.29 [6] (0:11.04)	0:12.25 [3] (0:12.25)
Average Speed [km/h]	50.0	62.1	62.0	61.6	64.9	65.3	58.8
Top Speed [km/h]	62.9	63.3	63.4	64.0	67.2	67.0	63.4
Avg. Dist. to Rail [m]	4.4	2.3	1.8	1.1	2.8	9.5	10.9
Avg. Stride Freq. [Hz]	2.1	2.4	2.4	2.3	2.4	2.5	2.3
Avg. Stride Length [m]	6.4	7.3	7.3	7.4	7.4	7.4	7.1



- [] Ranking at each section and finish
- .-.- No data available at this section
- NA No data available



Horse/Jockey Name	Pocket Full
Final Rank	4
Fastest Section Time (Section)	0:11.14 (400m)
Top Speed [km/h] (Section)	66.3 (400m)
Race State	Finished

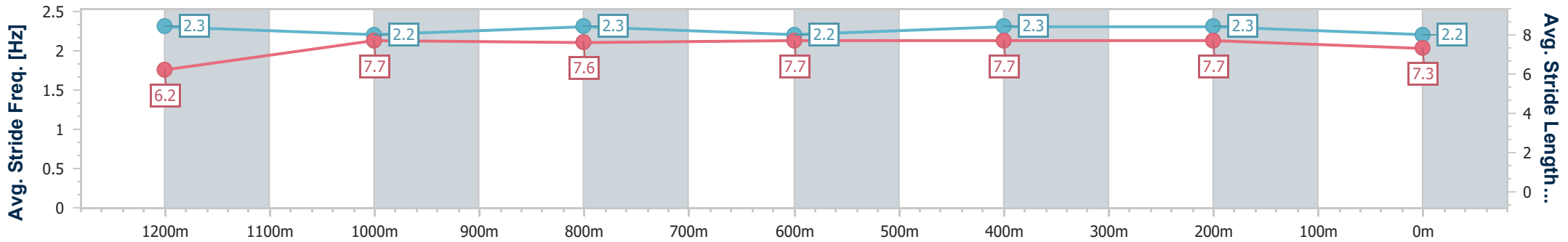
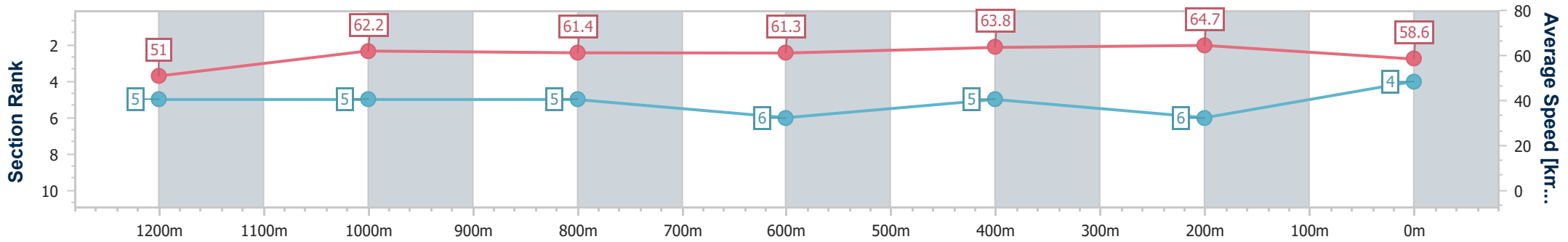


Eagle Farm QLD Professional
 Race 7: XXXX OPEN Handicap - 1400m
 15 February 2025 - 15:47
 Track Rating: Soft 6, Weather: Overcast, Rail Position: +0.5m Entire



BRISBANE
RACING CLUB

Section	Overall	1200m	1000m	800m	600m	400m	200m
Section Times	1:24.15 [4] (0:14.16)	1:09.99 [5] (0:11.58)	0:58.41 [5] (0:11.79)	0:46.62 [5] (0:11.82)	0:34.80 [6] (0:11.37)	0:23.43 [5] (0:11.14)	0:12.29 [6] (0:12.29)
Average Speed [km/h]	51.0	62.2	61.4	61.3	63.8	64.7	58.6
Top Speed [km/h]	63.1	63.2	62.5	62.3	65.7	66.3	62.4
Avg. Dist. to Rail [m]	3.1	2.1	1.5	1.2	1.7	7.3	9.2
Avg. Stride Freq. [Hz]	2.3	2.2	2.3	2.2	2.3	2.3	2.2
Avg. Stride Length [m]	6.2	7.7	7.6	7.7	7.7	7.7	7.3



- [] Ranking at each section and finish
- .-.- No data available at this section
- NA No data available



Horse/Jockey Name	Viminele
Final Rank	5
Fastest Section Time (Section)	0:11.28 (400m)
Top Speed [km/h] (Section)	66.1 (400m)
Race State	Finished

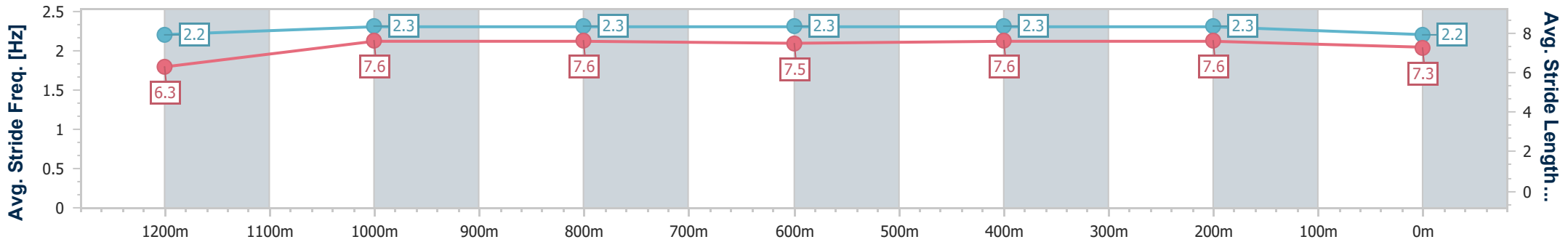
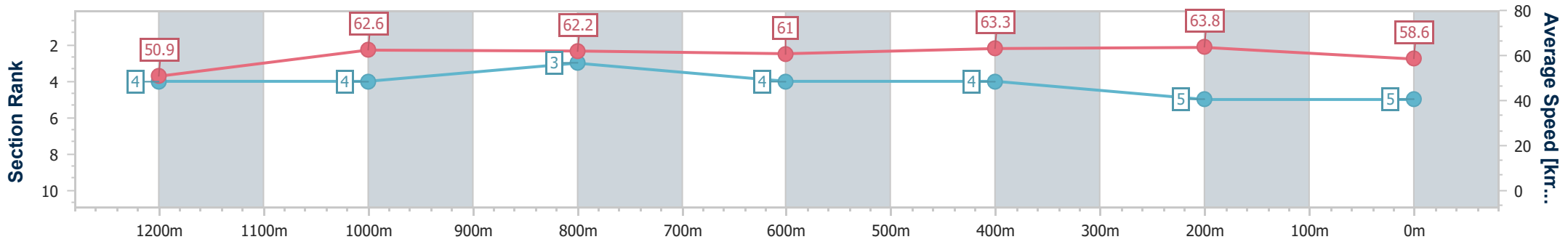


Eagle Farm QLD Professional
 Race 7: XXXX OPEN Handicap - 1400m
 15 February 2025 - 15:47
 Track Rating: Soft 6, Weather: Overcast, Rail Position: +0.5m Entire



BRISBANE
RACING CLUB

Section	Overall	1200m	1000m	800m	600m	400m	200m
Section Times	1:24.17 [5] (0:14.14)	1:10.03 [4] (0:11.49)	0:58.54 [4] (0:11.67)	0:46.87 [3] (0:11.85)	0:35.02 [4] (0:11.42)	0:23.60 [4] (0:11.28)	0:12.32 [5] (0:12.32)
Average Speed [km/h]	50.9	62.6	62.2	61.0	63.3	63.8	58.6
Top Speed [km/h]	65.9	64.3	63.6	62.0	65.7	66.1	62.2
Avg. Dist. to Rail [m]	1.9	1.8	1.3	0.9	0.9	5.8	7.3
Avg. Stride Freq. [Hz]	2.2	2.3	2.3	2.3	2.3	2.3	2.2
Avg. Stride Length [m]	6.3	7.6	7.6	7.5	7.6	7.6	7.3



- [] Ranking at each section and finish
- .-.- No data available at this section
- NA No data available



Horse/Jockey Name	Mahagoni
Final Rank	6
Fastest Section Time (Section)	0:11.49 (600m)
Top Speed [km/h] (Section)	64.4 (600m)
Race State	Finished

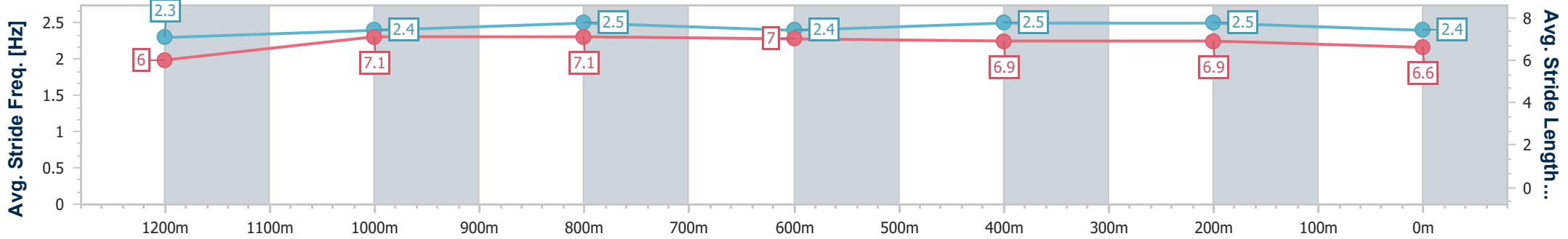
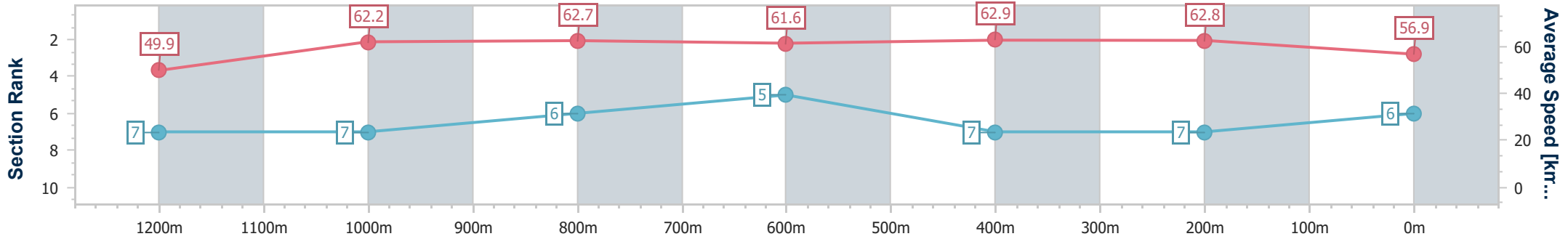


Eagle Farm QLD Professional
 Race 7: XXXX OPEN Handicap - 1400m
 15 February 2025 - 15:47
 Track Rating: Soft 6, Weather: Overcast, Rail Position: +0.5m Entire



BRISBANE
RACING CLUB

Section	Overall	1200m	1000m	800m	600m	400m	200m
Section Times	1:24.98 [6] (0:14.47)	1:10.51 [7] (0:11.58)	0:58.93 [7] (0:11.54)	0:47.39 [6] (0:11.73)	0:35.66 [5] (0:11.49)	0:24.17 [7] (0:11.51)	0:12.66 [7] (0:12.66)
Average Speed [km/h]	49.9	62.2	62.7	61.6	62.9	62.8	56.9
Top Speed [km/h]	61.9	63.8	64.1	62.4	64.4	64.0	60.1
Avg. Dist. to Rail [m]	3.7	2.0	1.3	0.6	1.2	7.7	10.4
Avg. Stride Freq. [Hz]	2.3	2.4	2.5	2.4	2.5	2.5	2.4
Avg. Stride Length [m]	6.0	7.1	7.1	7.0	6.9	6.9	6.6



- [] Ranking at each section and finish
- .-.- No data available at this section
- NA No data available



Horse/Jockey Name	Golden Decade
Final Rank	7
Fastest Section Time (Section)	0:11.31 (600m)
Top Speed [km/h] (Section)	66.7 (600m)
Race State	Finished

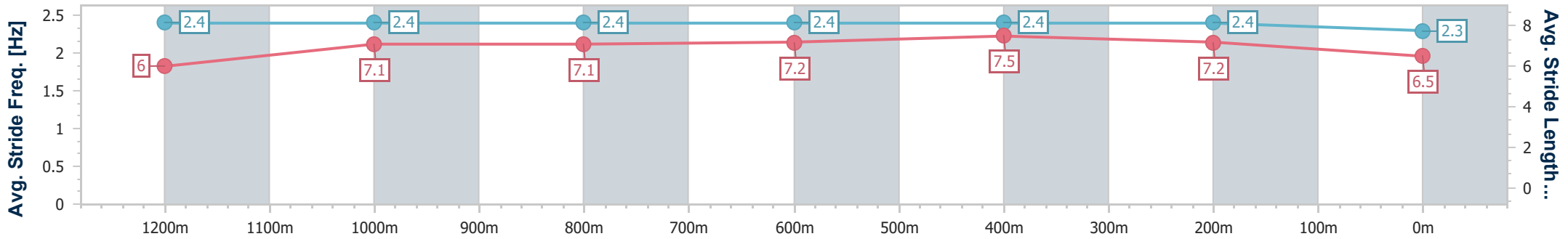
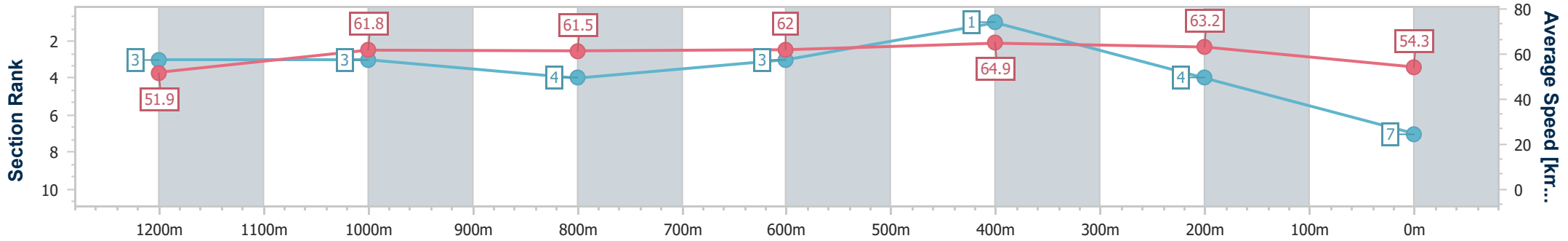


Eagle Farm QLD Professional
 Race 7: XXXX OPEN Handicap - 1400m
 15 February 2025 - 15:47
 Track Rating: Soft 6, Weather: Overcast, Rail Position: +0.5m Entire



BRISBANE
RACING CLUB

Section	Overall	1200m	1000m	800m	600m	400m	200m
Section Times	1:25.05 [7] (0:13.90)	1:11.15 [3] (0:11.62)	0:59.53 [3] (0:11.87)	0:47.66 [4] (0:11.71)	0:35.95 [3] (0:11.31)	0:24.64 [1] (0:11.40)	0:13.24 [4] (0:13.24)
Average Speed [km/h]	51.9	61.8	61.5	62.0	64.9	63.2	54.3
Top Speed [km/h]	61.9	63.4	62.8	63.2	66.7	66.5	60.3
Avg. Dist. to Rail [m]	2.3	2.4	2.0	2.0	4.0	11.3	13.5
Avg. Stride Freq. [Hz]	2.4	2.4	2.4	2.4	2.4	2.4	2.3
Avg. Stride Length [m]	6.0	7.1	7.1	7.2	7.5	7.2	6.5



- [] Ranking at each section and finish
- .-.- No data available at this section
- NA No data available



Eagle Farm QLD Professional
Race 8: MAGIC MILLIONS GOLD COAST MARCH BENCHMARK 85
Handicap - 1600m
15 February 2025 - 16:27



BRISBANE
RACING CLUB

Track Rating: Soft 6, Weather: Overcast, Rail Position: +0.5m Entire

Section	Field Times													
	Overall	1400m	1200m	1000m	800m	600m	400m	Last 600m						
	1:36.33 (0:13.46)	1:22.87 (0:11.15)	1:11.72 (0:11.82)	0:59.90 (0:12.50)	0:47.40 (0:12.25)	0:35.15 (0:11.72)	0:23.43 (0:11.52)	0:35.15						
Rank	TAB	Horse/Jockey	Barrier	Top Speed [km/h]	Fastest Section									Distance Travelled [m]
1	6	TENZING Ryan Maloney	7	66.0 400m	0:11.14 400m	1:36.33 [1] (0:13.93)	1:22.40 [5] (0:11.42)	1:10.98 [5] (0:11.88)	0:59.10 [5] (0:12.31)	0:46.79 [6] (0:12.09)	0:34.70 [6] (0:11.65)	0:23.05 [6] (0:11.14)	0:34.70	
2	7	CUNNAMULLA FELLA Vlad Duric	14	67.4 400m	0:10.92 400m	1:36.49 [2] (0:14.55)	1:21.94 [12] (0:11.58)	1:10.36 [12] (0:11.92)	0:58.44 [12] (0:12.17)	0:46.27 [12] (0:12.10)	0:34.17 [12] (0:11.40)	0:22.77 [12] (0:10.92)	0:34.17	+3
3	5	RISING PACIFIC James Orman	11	67.9 Overall	0:11.12 400m	1:36.60 [3] (0:14.30)	1:22.30 [11] (0:11.34)	1:10.96 [9] (0:11.78)	0:59.18 [8] (0:12.24)	0:46.94 [8] (0:12.24)	0:34.70 [9] (0:11.56)	0:23.14 [7] (0:11.12)	0:34.70	+3
4	1	JETTY Angela Jones	6	67.7 Overall	0:11.15 1400m	1:36.77 [4] (0:13.46)	1:23.31 [1] (0:11.15)	1:12.16 [1] (0:11.82)	1:00.34 [1] (0:12.50)	0:47.84 [1] (0:12.25)	0:35.59 [1] (0:11.72)	0:23.87 [1] (0:11.52)	0:35.59	-4
5	2	WAPITI Cody Collis	13	64.5 400m	0:11.40 400m	1:36.87 [5] (0:14.15)	1:22.72 [8] (0:11.46)	1:11.26 [8] (0:11.69)	0:59.57 [6] (0:12.08)	0:47.49 [4] (0:12.12)	0:35.37 [4] (0:11.73)	0:23.64 [5] (0:11.40)	0:35.37	+0
6	12	LIBERTY STEPS Bailey Wheeler	3	65.5 1400m	0:11.32 400m	1:36.91 [6] (0:13.88)	1:23.03 [4] (0:11.34)	1:11.69 [4] (0:11.91)	0:59.78 [4] (0:12.28)	0:47.50 [5] (0:12.17)	0:35.33 [5] (0:11.62)	0:23.71 [4] (0:11.32)	0:35.33	-3
7	13	NAVAL SEAL Samantha Collett	10	64.8 400m	0:11.41 400m	1:37.14 [7] (0:14.30)	1:22.84 [10] (0:11.64)	1:11.20 [10] (0:11.89)	0:59.31 [10] (0:12.13)	0:47.18 [10] (0:11.96)	0:35.22 [10] (0:11.55)	0:23.67 [8] (0:11.41)	0:35.22	-1
8	11	GALIFIANAKIS Jake Bayliss	9	65.1 400m	0:11.34 400m	1:37.21 [8] (0:14.08)	1:23.13 [6] (0:11.39)	1:11.74 [6] (0:11.87)	0:59.87 [7] (0:12.26)	0:47.61 [7] (0:12.24)	0:35.37 [7] (0:11.66)	0:23.71 [9] (0:11.34)	0:35.37	-4
9	10	KIPLING'S JOURNEY Mark Du Plessis	8	66.4 Overall	0:11.15 1400m	1:37.47 [9] (0:13.79)	1:23.68 [2] (0:11.15)	1:12.53 [2] (0:11.86)	1:00.67 [2] (0:12.33)	0:48.34 [2] (0:12.16)	0:36.18 [2] (0:11.77)	0:24.41 [2] (0:11.67)	0:36.18	-2
10	3	PORT PHILIP Boris Thornton	12	65.2 600m	0:11.57 400m	1:37.74 [10] (0:14.27)	1:23.47 [9] (0:11.76)	1:11.71 [11] (0:11.93)	0:59.78 [11] (0:12.07)	0:47.71 [11] (0:11.99)	0:35.72 [11] (0:11.64)	0:24.08 [11] (0:11.57)	0:35.72	-4

Scratched: Viminele (#4), Tavistorm (#14)

[] Ranking at each section and finish
 -:-:- No data available at this section
 NA No data available

SCN Saddle cloth number
 DNF Did not finish
 DNT Did not track



Eagle Farm QLD Professional
Race 8: MAGIC MILLIONS GOLD COAST MARCH BENCHMARK 85
Handicap - 1600m
15 February 2025 - 16:27



Track Rating: Soft 6, Weather: Overcast, Rail Position: +0.5m Entire

Section	Overall	1400m	1200m	1000m	800m	600m	400m	Last 600m
Field Times	1:36.33 (0:13.46)	1:22.87 (0:11.15)	1:11.72 (0:11.82)	0:59.90 (0:12.50)	0:47.40 (0:12.25)	0:35.15 (0:11.72)	0:23.43 (0:11.52)	0:35.15

Rank	TAB	Horse/Jockey	Barrier	Top Speed [km/h]	Fastest Section	Overall	1400m	1200m	1000m	800m	600m	400m	Last 600m	Distance Travelled [m]
11	8	A DEEL OF HUMOUR Tahlia Fenlon	2	64.8	0:11.48	1:38.65 [11] (0:14.11)	1:24.54 [7] (0:11.48)	1:13.06 [7] (0:11.90)	1:01.16 [9] (0:12.24)	0:48.92 [9] (0:12.16)	0:36.76 [8] (0:11.75)	0:25.01 [10] (0:11.86)	0:36.76	-2
12	9	HOLLYWOOD NORTH Michael Rodd	1	65.4	0:11.28	1:41.94 [12] (0:13.79)	1:28.15 [2] (0:11.28)	1:16.87 [3] (0:11.82)	1:05.05 [3] (0:12.32)	0:52.73 [3] (0:12.18)	0:40.55 [3] (0:11.77)	0:28.78 [3] (0:12.33)	0:40.55	-6

Scratched: Viminele (#4), Tavistorm (#14)

[] Ranking at each section and finish
 -:-:-:- No data available at this section
 NA No data available

SCN Saddle cloth number
 DNF Did not finish
 DNT Did not track



Eagle Farm QLD Professional
Race 8: MAGIC MILLIONS GOLD COAST MARCH BENCHMARK 85
Handicap - 1600m
15 February 2025 - 16:27



Track Rating: Soft 6, Weather: Overcast, Rail Position: +0.5m Entire

Section				200m				Last 600m	
Field Times				0:11.91 (0:11.91)				0:35.15	
Rank	TAB Horse/Jockey	Barrier	Top Speed [km/h]	Fastest Section		Margin			Distance Travelled [m]
1	6 TENZING Ryan Maloney	7	66.0 400m	0:11.14 400m	0:11.91 [1] (0:11.91)	1:36.33		0:34.70	
2	7 CUNNAMULLA FELLA Vlad Duric	14	67.4 400m	0:10.92 400m	0:11.85 [6] (0:11.85)	0.9L		0:34.17	+3
3	5 RISING PACIFIC James Orman	11	67.9 Overall	0:11.12 400m	0:12.02 [4] (0:12.02)	1.53L		0:34.70	+3
4	1 JETTY Angela Jones	6	67.7 Overall	0:11.15 1400m	0:12.35 [2] (0:12.35)	2.54L		0:35.59	-4
5	2 WAPITI Cody Collis	13	64.5 400m	0:11.40 400m	0:12.24 [5] (0:12.24)	3.16L		0:35.37	+0
6	12 LIBERTY STEPS Bailey Wheeler	3	65.5 1400m	0:11.32 400m	0:12.39 [3] (0:12.39)	3.4L		0:35.33	-3
7	13 NAVAL SEAL Samantha Collett	10	64.8 400m	0:11.41 400m	0:12.26 [9] (0:12.26)	4.73L		0:35.22	-1
8	11 GALIFIANAKIS Jake Bayliss	9	65.1 400m	0:11.34 400m	0:12.37 [8] (0:12.37)	5.14L		0:35.37	-4
9	10 KIPLING'S JOURNEY Mark Du Plessis	8	66.4 Overall	0:11.15 1400m	0:12.74 [7] (0:12.74)	6.7L		0:36.18	-2
10	3 PORT PHILIP Boris Thornton	12	65.2 600m	0:11.57 400m	0:12.51 [10] (0:12.51)	8.25L		0:35.72	-4

Scratched: Viminele (#4), Tavistorm (#14)

[] Ranking at each section and finish
 -:-:- No data available at this section
 NA No data available

SCN Saddle cloth number
 DNF Did not finish
 DNT Did not track



Eagle Farm QLD Professional
Race 8: MAGIC MILLIONS GOLD COAST MARCH BENCHMARK 85
Handicap - 1600m
15 February 2025 - 16:27



Track Rating: Soft 6, Weather: Overcast, Rail Position: +0.5m Entire

Section				200m				Last 600m	
Field Times				0:11.91 (0:11.91)				0:35.15	
Rank	TAB Horse/Jockey	Barrier	Top Speed [km/h]	Fastest Section	Margin				Distance Travelled [m]
11	8 A DEEL OF HUMOUR Tahlia Fenlon	2	64.8	0:11.48	0:13.15 [12]	13.64L		0:36.76	-2
			Overall	1400m	(0:13.15)				
12	9 HOLLYWOOD NORTH Michael Rodd	1	65.4	0:11.28	0:16.45 [11]	33L		0:40.55	-6
			Overall	1400m	(0:16.45)				

Scratched: Viminele (#4), Tavistorm (#14)

[] Ranking at each section and finish
 -:-:-:- No data available at this section
 NA No data available

SCN Saddle cloth number
 DNF Did not finish
 DNT Did not track



Horse/Jockey Name	Tenzing
Final Rank	1
Fastest Section Time (Section)	0:11.14 (400m)
Top Speed [km/h] (Section)	66.0 (400m)
Race State	Finished

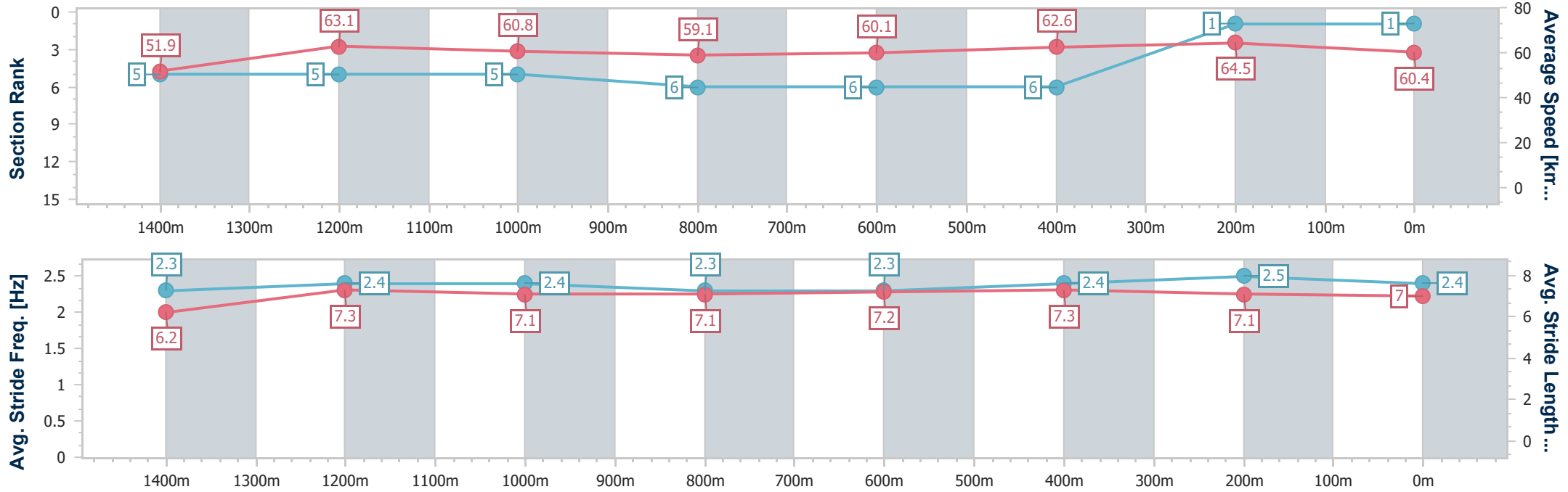


Eagle Farm QLD Professional
 Race 8: MAGIC MILLIONS GOLD COAST MARCH BENCHMARK
 85 Handicap - 1600m
 15 February 2025 - 16:27
 Track Rating: Soft 6, Weather: Overcast, Rail Position: +0.5m Entire



BRISBANE
 RACING CLUB

Section	Overall	1400m	1200m	1000m	800m	600m	400m	200m
Section Times	1:36.33 [1] (0:13.93)	1:22.40 [5] (0:11.42)	1:10.98 [5] (0:11.88)	0:59.10 [5] (0:12.31)	0:46.79 [6] (0:12.09)	0:34.70 [6] (0:11.65)	0:23.05 [6] (0:11.14)	0:11.91 [1] (0:11.91)
Average Speed [km/h]	51.9	63.1	60.8	59.1	60.1	62.6	64.5	60.4
Top Speed [km/h]	65.0	64.9	61.6	59.8	61.6	64.3	66.0	63.7
Avg. Dist. to Rail [m]	9.5	3.0	2.9	2.2	1.7	2.6	10.6	10.2
Avg. Stride Freq. [Hz]	2.3	2.4	2.4	2.3	2.3	2.4	2.5	2.4
Avg. Stride Length [m]	6.2	7.3	7.1	7.1	7.2	7.3	7.1	7.0



- [] Ranking at each section and finish
- .-.- No data available at this section
- NA No data available



Horse/Jockey Name	Cunnamulla Fella
Final Rank	2
Fastest Section Time (Section)	0:10.92 (400m)
Top Speed [km/h] (Section)	67.4 (400m)
Race State	Finished

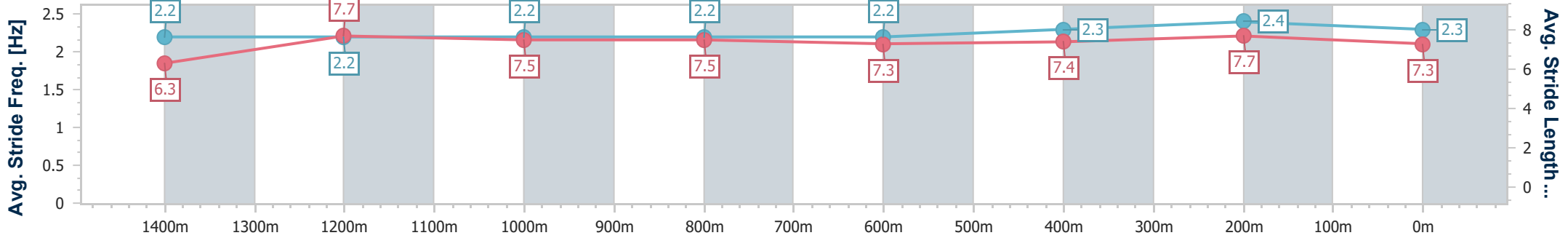
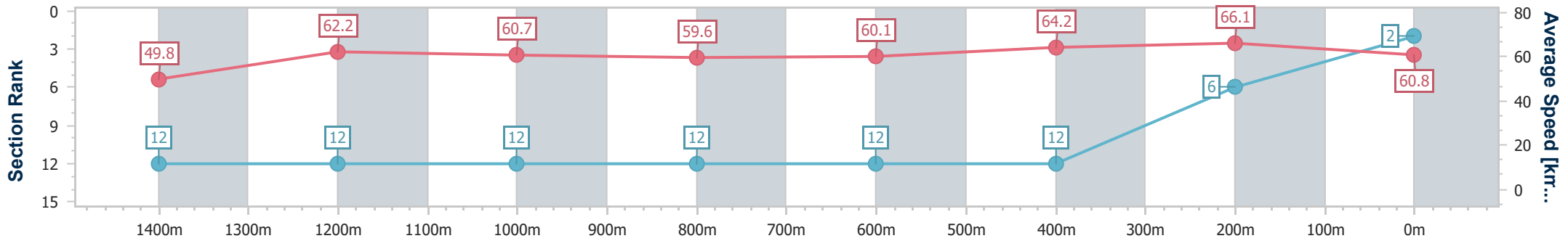


Eagle Farm QLD Professional
 Race 8: MAGIC MILLIONS GOLD COAST MARCH BENCHMARK
 85 Handicap - 1600m
 15 February 2025 - 16:27
 Track Rating: Soft 6, Weather: Overcast, Rail Position: +0.5m Entire



BRISBANE
 RACING CLUB

Section	Overall	1400m	1200m	1000m	800m	600m	400m	200m
Section Times	1:36.49 [2] (0:14.55)	1:21.94 [12] (0:11.58)	1:10.36 [12] (0:11.92)	0:58.44 [12] (0:12.17)	0:46.27 [12] (0:12.10)	0:34.17 [12] (0:11.40)	0:22.77 [12] (0:10.92)	0:11.85 [6] (0:11.85)
Average Speed [km/h]	49.8	62.2	60.7	59.6	60.1	64.2	66.1	60.8
Top Speed [km/h]	64.5	65.1	61.8	60.6	61.2	66.2	67.4	64.1
Avg. Dist. to Rail [m]	14.3	3.2	3.2	2.0	1.9	3.8	14.2	14.8
Avg. Stride Freq. [Hz]	2.2	2.2	2.2	2.2	2.2	2.3	2.4	2.3
Avg. Stride Length [m]	6.3	7.7	7.5	7.5	7.3	7.4	7.7	7.3



- [] Ranking at each section and finish
- .-.- No data available at this section
- NA No data available



Horse/Jockey Name	Rising Pacific
Final Rank	3
Fastest Section Time (Section)	0:11.12 (400m)
Top Speed [km/h] (Section)	67.9 (Overall)
Race State	Finished

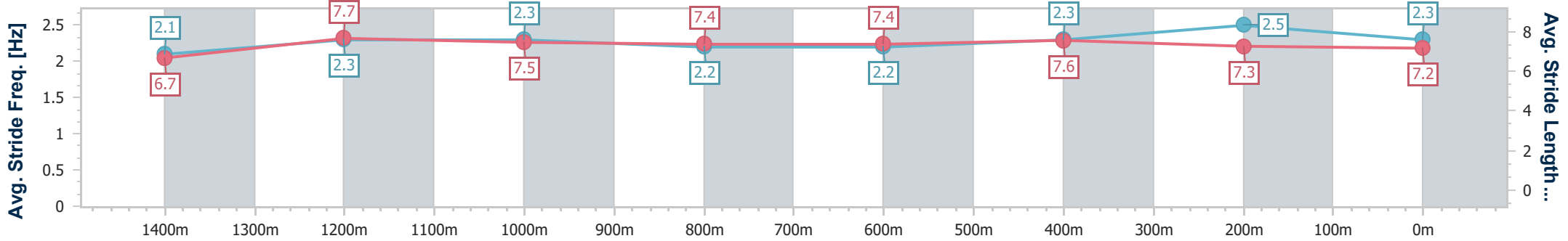
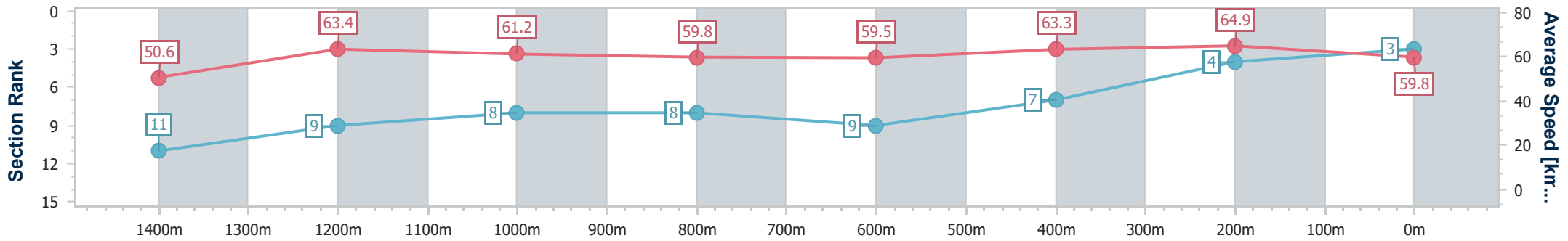


Eagle Farm QLD Professional
 Race 8: MAGIC MILLIONS GOLD COAST MARCH BENCHMARK
 85 Handicap - 1600m
 15 February 2025 - 16:27
 Track Rating: Soft 6, Weather: Overcast, Rail Position: +0.5m Entire



BRISBANE
 RACING CLUB

Section	Overall	1400m	1200m	1000m	800m	600m	400m	200m
Section Times	1:36.60 [3] (0:14.30)	1:22.30 [11] (0:11.34)	1:10.96 [9] (0:11.78)	0:59.18 [8] (0:12.24)	0:46.94 [8] (0:12.24)	0:34.70 [9] (0:11.56)	0:23.14 [7] (0:11.12)	0:12.02 [4] (0:12.02)
Average Speed [km/h]	50.6	63.4	61.2	59.8	59.5	63.3	64.9	59.8
Top Speed [km/h]	67.9	65.3	61.8	61.4	61.4	66.0	66.4	63.1
Avg. Dist. to Rail [m]	11.3	2.4	2.9	2.7	3.1	3.3	10.1	11.4
Avg. Stride Freq. [Hz]	2.1	2.3	2.3	2.2	2.2	2.3	2.5	2.3
Avg. Stride Length [m]	6.7	7.7	7.5	7.4	7.4	7.6	7.3	7.2



- [] Ranking at each section and finish
- .-.- No data available at this section
- NA No data available



Horse/Jockey Name	Jetty
Final Rank	4
Fastest Section Time (Section)	0:11.15 (1400m)
Top Speed [km/h] (Section)	67.7 (Overall)
Race State	Finished



Eagle Farm QLD Professional
 Race 8: MAGIC MILLIONS GOLD COAST MARCH BENCHMARK
 85 Handicap - 1600m

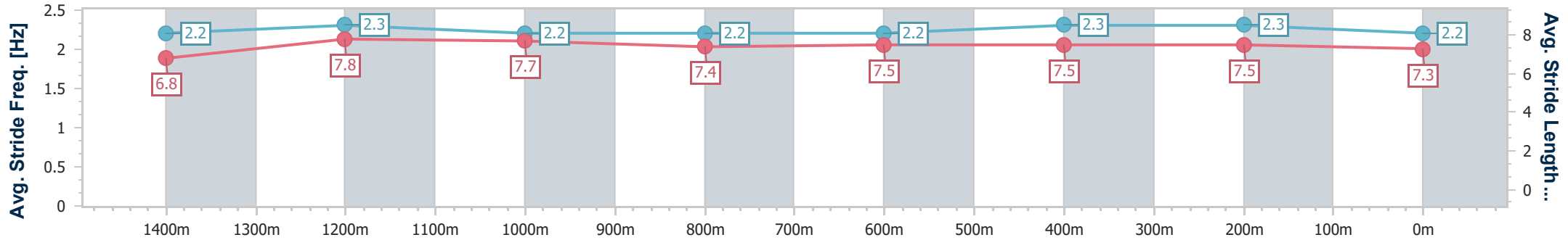
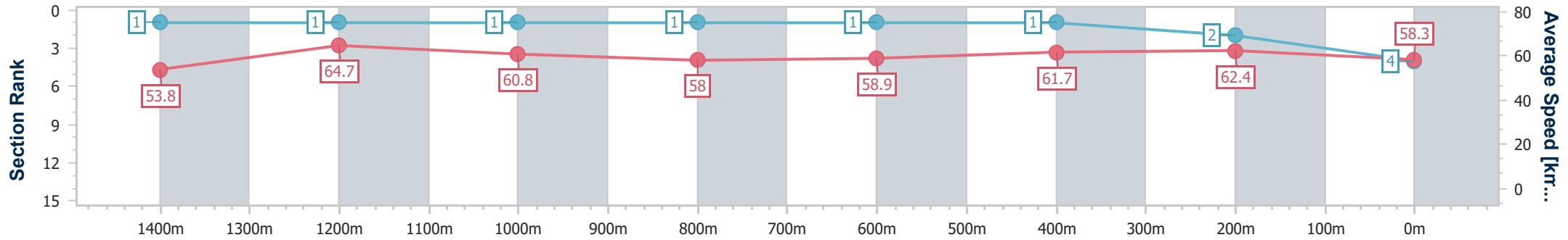


BRISBANE
 RACING CLUB

15 February 2025 - 16:27

Track Rating: Soft 6, Weather: Overcast, Rail Position: +0.5m Entire

Section	Overall	1400m	1200m	1000m	800m	600m	400m	200m
Section Times	1:36.77 [4] (0:13.46)	1:23.31 [1] (0:11.15)	1:12.16 [1] (0:11.82)	1:00.34 [1] (0:12.50)	0:47.84 [1] (0:12.25)	0:35.59 [1] (0:11.72)	0:23.87 [1] (0:11.52)	0:12.35 [2] (0:12.35)
Average Speed [km/h]	53.8	64.7	60.8	58.0	58.9	61.7	62.4	58.3
Top Speed [km/h]	67.7	67.0	62.9	58.8	60.3	62.9	63.5	61.1
Avg. Dist. to Rail [m]	9.3	2.1	2.1	1.3	0.3	0.6	5.7	7.3
Avg. Stride Freq. [Hz]	2.2	2.3	2.2	2.2	2.2	2.3	2.3	2.2
Avg. Stride Length [m]	6.8	7.8	7.7	7.4	7.5	7.5	7.5	7.3



- [] Ranking at each section and finish
- .-.-.- No data available at this section
- NA No data available



Horse/Jockey Name	Wapiti
Final Rank	5
Fastest Section Time (Section)	0:11.40 (400m)
Top Speed [km/h] (Section)	64.5 (400m)
Race State	Finished

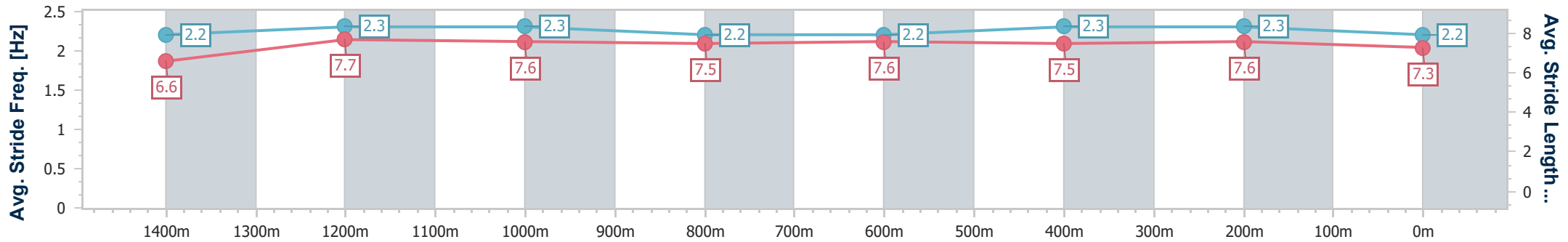
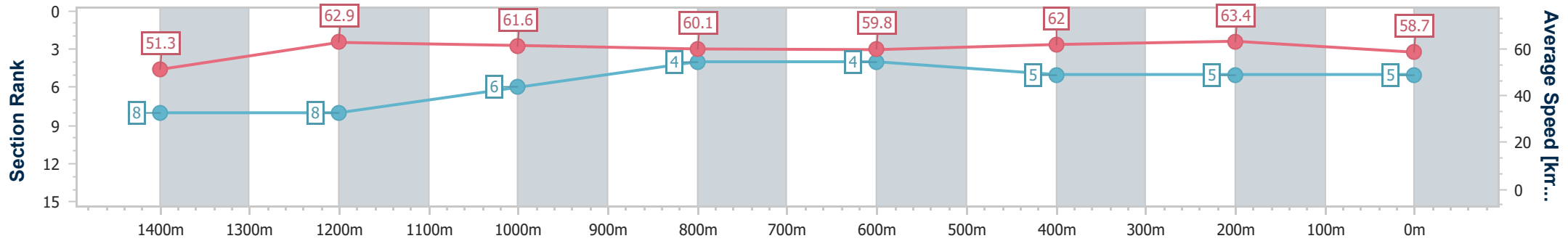


Eagle Farm QLD Professional
 Race 8: MAGIC MILLIONS GOLD COAST MARCH BENCHMARK
 85 Handicap - 1600m
 15 February 2025 - 16:27
 Track Rating: Soft 6, Weather: Overcast, Rail Position: +0.5m Entire



BRISBANE
 RACING CLUB

Section	Overall	1400m	1200m	1000m	800m	600m	400m	200m
Section Times	1:36.87 [5] (0:14.15)	1:22.72 [8] (0:11.46)	1:11.26 [8] (0:11.69)	0:59.57 [6] (0:12.08)	0:47.49 [4] (0:12.12)	0:35.37 [4] (0:11.73)	0:23.64 [5] (0:11.40)	0:12.24 [5] (0:12.24)
Average Speed [km/h]	51.3	62.9	61.6	60.1	59.8	62.0	63.4	58.7
Top Speed [km/h]	63.7	64.4	62.4	61.0	60.7	64.3	64.5	61.9
Avg. Dist. to Rail [m]	13.7	3.1	3.2	1.4	1.1	2.6	8.6	9.6
Avg. Stride Freq. [Hz]	2.2	2.3	2.3	2.2	2.2	2.3	2.3	2.2
Avg. Stride Length [m]	6.6	7.7	7.6	7.5	7.6	7.5	7.6	7.3



- [] Ranking at each section and finish
- .-.- No data available at this section
- NA No data available



Horse/Jockey Name	Liberty Steps
Final Rank	6
Fastest Section Time (Section)	0:11.32 (400m)
Top Speed [km/h] (Section)	65.5 (1400m)
Race State	Finished

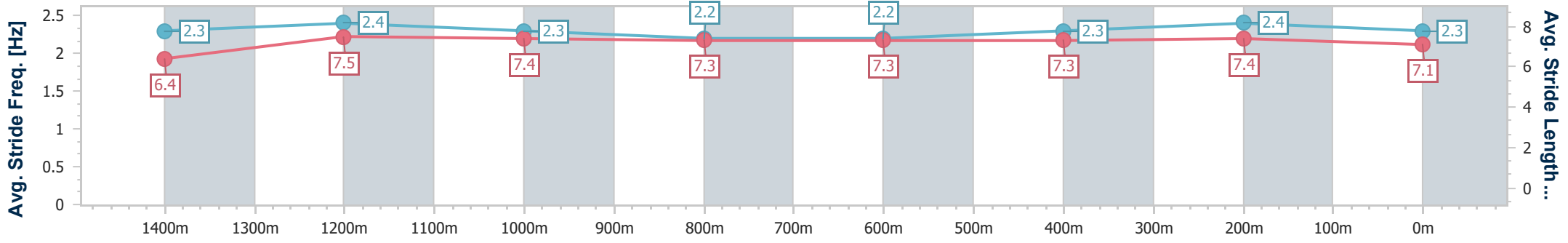
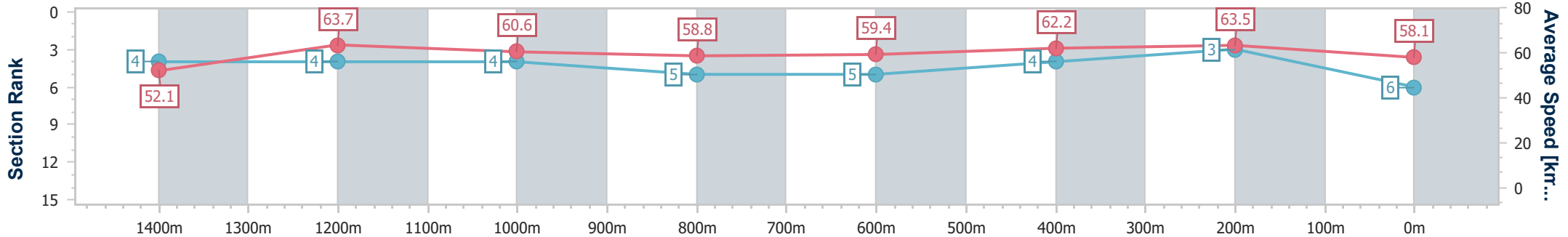


Eagle Farm QLD Professional
 Race 8: MAGIC MILLIONS GOLD COAST MARCH BENCHMARK
 85 Handicap - 1600m
 15 February 2025 - 16:27
 Track Rating: Soft 6, Weather: Overcast, Rail Position: +0.5m Entire



BRISBANE
 RACING CLUB

Section	Overall	1400m	1200m	1000m	800m	600m	400m	200m
Section Times	1:36.91 [6] (0:13.88)	1:23.03 [4] (0:11.34)	1:11.69 [4] (0:11.91)	0:59.78 [4] (0:12.28)	0:47.50 [5] (0:12.17)	0:35.33 [5] (0:11.62)	0:23.71 [4] (0:11.32)	0:12.39 [3] (0:12.39)
Average Speed [km/h]	52.1	63.7	60.6	58.8	59.4	62.2	63.5	58.1
Top Speed [km/h]	65.5	65.5	62.0	59.7	60.9	63.5	65.4	61.4
Avg. Dist. to Rail [m]	9.0	2.9	2.9	1.2	0.1	1.3	5.8	7.2
Avg. Stride Freq. [Hz]	2.3	2.4	2.3	2.2	2.2	2.3	2.4	2.3
Avg. Stride Length [m]	6.4	7.5	7.4	7.3	7.3	7.3	7.4	7.1



- [] Ranking at each section and finish
- .-.- No data available at this section
- NA No data available



Horse/Jockey Name	Naval Seal
Final Rank	7
Fastest Section Time (Section)	0:11.41 (400m)
Top Speed [km/h] (Section)	64.8 (400m)
Race State	Finished

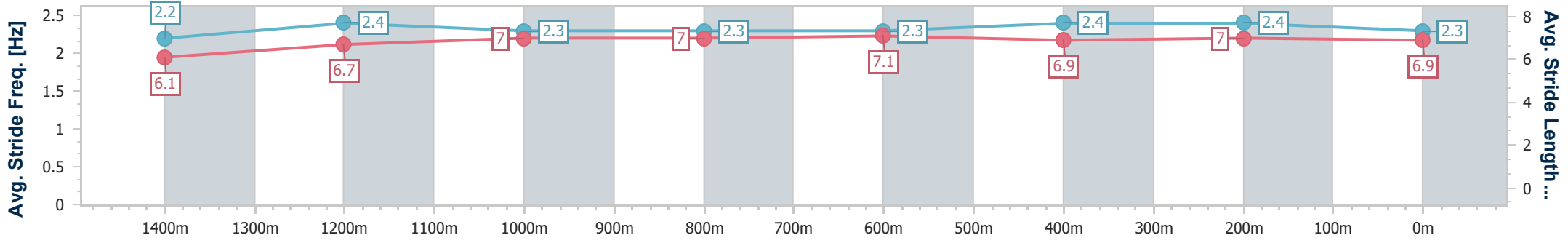
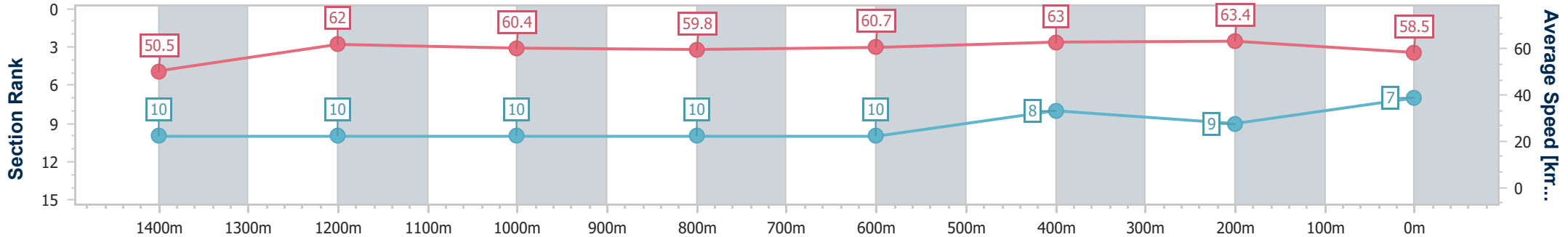


Eagle Farm QLD Professional
 Race 8: MAGIC MILLIONS GOLD COAST MARCH BENCHMARK
 85 Handicap - 1600m
 15 February 2025 - 16:27
 Track Rating: Soft 6, Weather: Overcast, Rail Position: +0.5m Entire



BRISBANE
RACING CLUB

Section	Overall	1400m	1200m	1000m	800m	600m	400m	200m
Section Times	1:37.14 [7] (0:14.30)	1:22.84 [10] (0:11.64)	1:11.20 [10] (0:11.89)	0:59.31 [10] (0:12.13)	0:47.18 [10] (0:11.96)	0:35.22 [10] (0:11.55)	0:23.67 [8] (0:11.41)	0:12.26 [9] (0:12.26)
Average Speed [km/h]	50.5	62.0	60.4	59.8	60.7	63.0	63.4	58.5
Top Speed [km/h]	63.5	63.4	61.3	61.2	62.2	64.1	64.8	61.0
Avg. Dist. to Rail [m]	10.2	1.3	1.7	1.0	2.0	2.5	8.3	12.1
Avg. Stride Freq. [Hz]	2.2	2.4	2.3	2.3	2.3	2.4	2.4	2.3
Avg. Stride Length [m]	6.1	6.7	7.0	7.0	7.1	6.9	7.0	6.9



- [] Ranking at each section and finish
- .-.- No data available at this section
- NA No data available



Horse/Jockey Name	Galifianakis
Final Rank	8
Fastest Section Time (Section)	0:11.34 (400m)
Top Speed [km/h] (Section)	65.1 (400m)
Race State	Finished

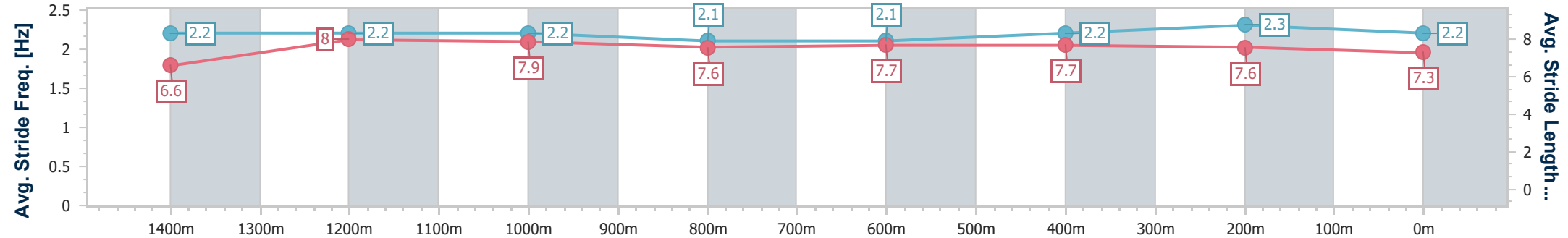
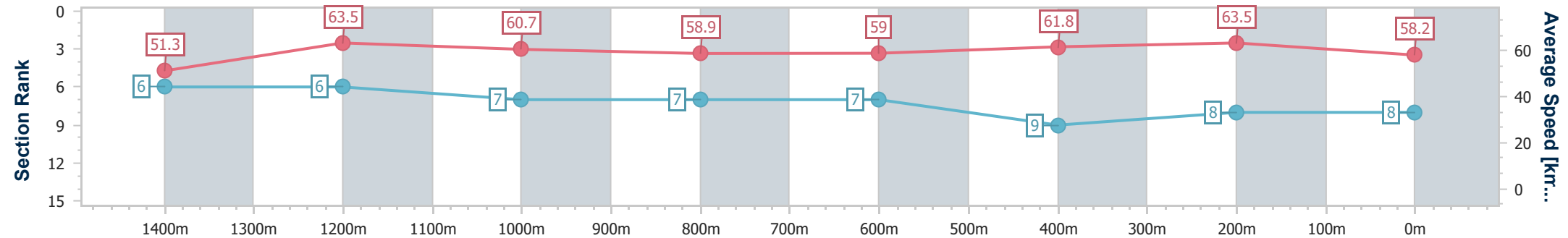


Eagle Farm QLD Professional
 Race 8: MAGIC MILLIONS GOLD COAST MARCH BENCHMARK
 85 Handicap - 1600m
 15 February 2025 - 16:27
 Track Rating: Soft 6, Weather: Overcast, Rail Position: +0.5m Entire



BRISBANE
RACING CLUB

Section	Overall	1400m	1200m	1000m	800m	600m	400m	200m
Section Times	1:37.21 [8] (0:14.08)	1:23.13 [6] (0:11.39)	1:11.74 [6] (0:11.87)	0:59.87 [7] (0:12.26)	0:47.61 [7] (0:12.24)	0:35.37 [7] (0:11.66)	0:23.71 [9] (0:11.34)	0:12.37 [8] (0:12.37)
Average Speed [km/h]	51.3	63.5	60.7	58.9	59.0	61.8	63.5	58.2
Top Speed [km/h]	65.0	65.0	61.4	59.8	60.6	62.7	65.1	61.2
Avg. Dist. to Rail [m]	11.0	2.3	2.0	1.2	0.2	0.6	4.4	6.2
Avg. Stride Freq. [Hz]	2.2	2.2	2.2	2.1	2.1	2.2	2.3	2.2
Avg. Stride Length [m]	6.6	8.0	7.9	7.6	7.7	7.7	7.6	7.3



- [] Ranking at each section and finish
- .-.- No data available at this section
- NA No data available



Horse/Jockey Name	Kipling's Journey
Final Rank	9
Fastest Section Time (Section)	0:11.15 (1400m)
Top Speed [km/h] (Section)	66.4 (Overall)
Race State	Finished



Eagle Farm QLD Professional
 Race 8: MAGIC MILLIONS GOLD COAST MARCH BENCHMARK
 85 Handicap - 1600m

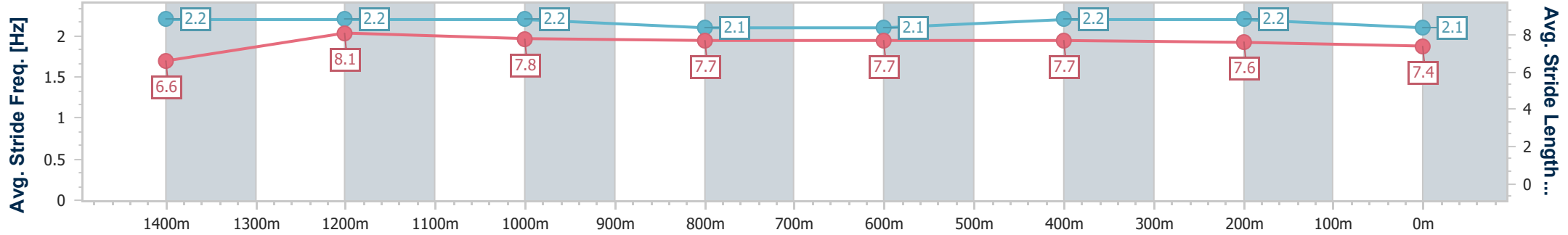
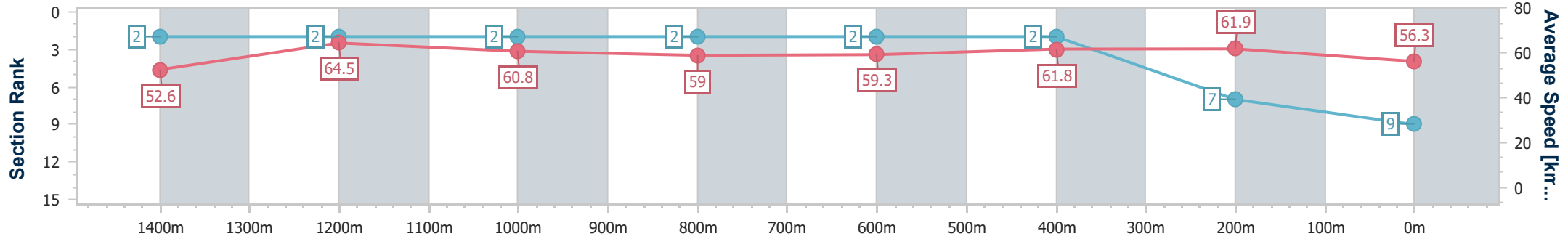


BRISBANE
 RACING CLUB

15 February 2025 - 16:27

Track Rating: Soft 6, Weather: Overcast, Rail Position: +0.5m Entire

Section	Overall	1400m	1200m	1000m	800m	600m	400m	200m
Section Times	1:37.47 [9] (0:13.79)	1:23.68 [2] (0:11.15)	1:12.53 [2] (0:11.86)	1:00.67 [2] (0:12.33)	0:48.34 [2] (0:12.16)	0:36.18 [2] (0:11.77)	0:24.41 [2] (0:11.67)	0:12.74 [7] (0:12.74)
Average Speed [km/h]	52.6	64.5	60.8	59.0	59.3	61.8	61.9	56.3
Top Speed [km/h]	66.4	66.2	62.1	59.6	60.7	63.2	63.5	59.1
Avg. Dist. to Rail [m]	11.1	3.0	2.6	1.4	0.6	2.0	7.7	9.4
Avg. Stride Freq. [Hz]	2.2	2.2	2.2	2.1	2.1	2.2	2.2	2.1
Avg. Stride Length [m]	6.6	8.1	7.8	7.7	7.7	7.7	7.6	7.4



- [] Ranking at each section and finish
- .-.- No data available at this section
- NA No data available



Horse/Jockey Name	Port Philip
Final Rank	10
Fastest Section Time (Section)	0:11.57 (400m)
Top Speed [km/h] (Section)	65.2 (600m)
Race State	Finished

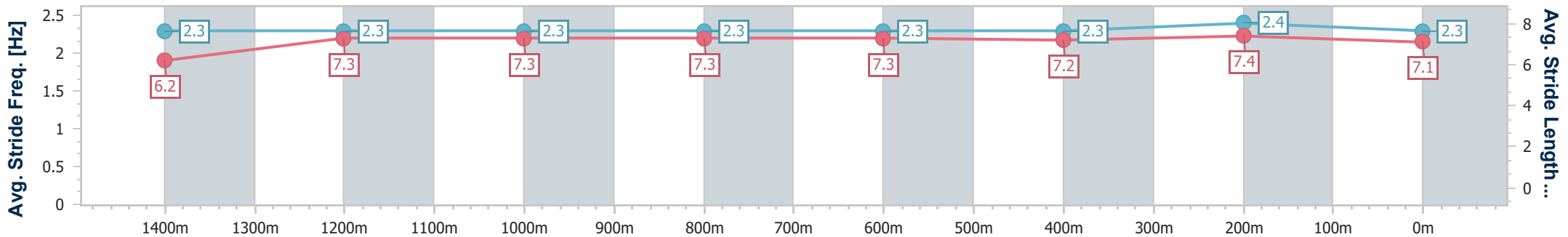
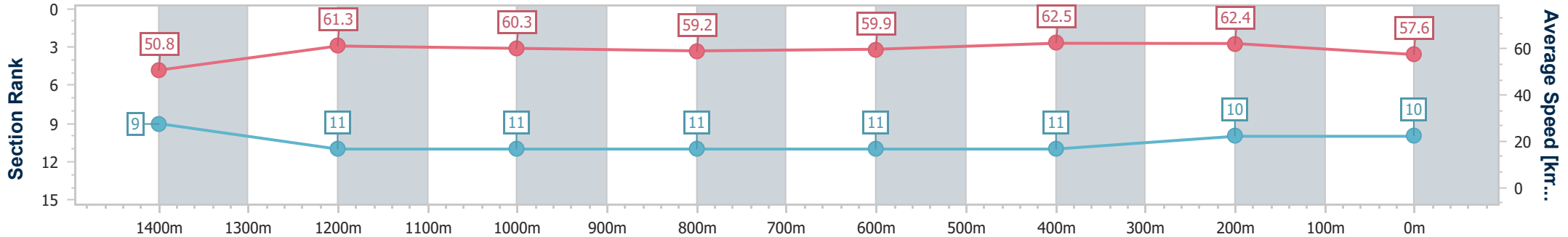


Eagle Farm QLD Professional
 Race 8: MAGIC MILLIONS GOLD COAST MARCH BENCHMARK
 85 Handicap - 1600m
 15 February 2025 - 16:27
 Track Rating: Soft 6, Weather: Overcast, Rail Position: +0.5m Entire



BRISBANE
RACING CLUB

Section	Overall	1400m	1200m	1000m	800m	600m	400m	200m
Section Times	1:37.74 [10] (0:14.27)	1:23.47 [9] (0:11.76)	1:11.71 [11] (0:11.93)	0:59.78 [11] (0:12.07)	0:47.71 [11] (0:11.99)	0:35.72 [11] (0:11.64)	0:24.08 [11] (0:11.57)	0:12.51 [10] (0:12.51)
Average Speed [km/h]	50.8	61.3	60.3	59.2	59.9	62.5	62.4	57.6
Top Speed [km/h]	63.7	63.8	60.9	60.6	61.1	65.2	65.1	59.4
Avg. Dist. to Rail [m]	12.5	2.8	0.9	1.5	1.0	2.7	11.9	15.6
Avg. Stride Freq. [Hz]	2.3	2.3	2.3	2.3	2.3	2.3	2.4	2.3
Avg. Stride Length [m]	6.2	7.3	7.3	7.3	7.3	7.2	7.4	7.1



- [] Ranking at each section and finish
- .-.- No data available at this section
- NA No data available



Horse/Jockey Name	A Deel Of Humour
Final Rank	11
Fastest Section Time (Section)	0:11.48 (1400m)
Top Speed [km/h] (Section)	64.8 (Overall)
Race State	Finished

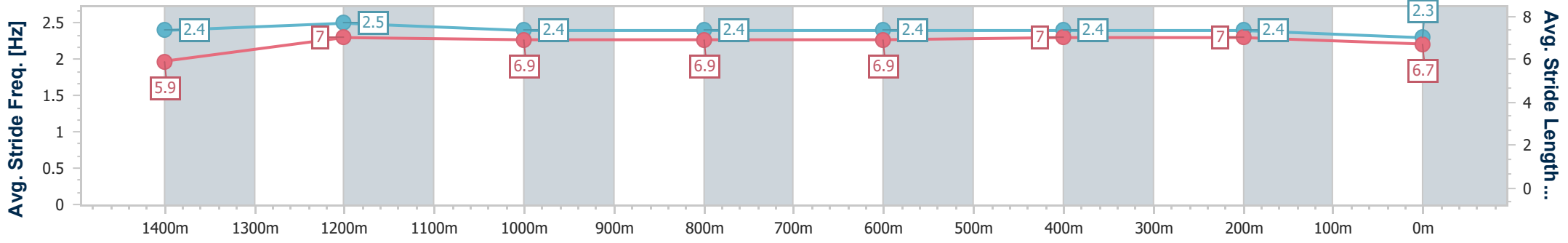
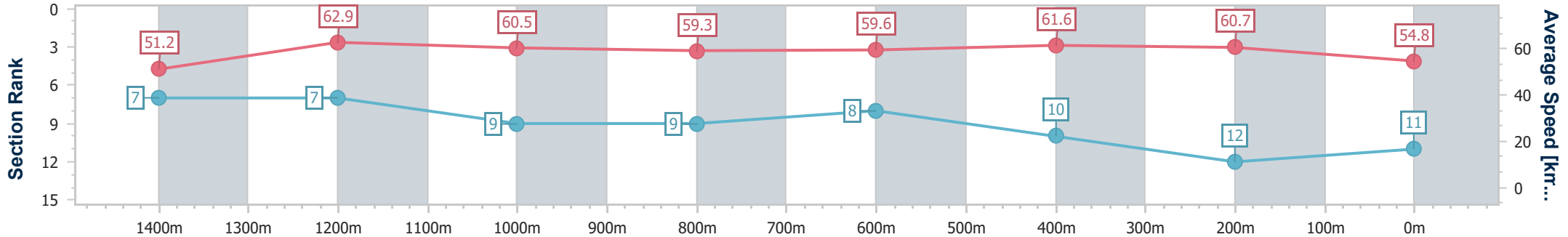


Eagle Farm QLD Professional
 Race 8: MAGIC MILLIONS GOLD COAST MARCH BENCHMARK
 85 Handicap - 1600m
 15 February 2025 - 16:27
 Track Rating: Soft 6, Weather: Overcast, Rail Position: +0.5m Entire



BRISBANE
RACING CLUB

Section	Overall	1400m	1200m	1000m	800m	600m	400m	200m
Section Times	1:38.65 [11] (0:14.11)	1:24.54 [7] (0:11.48)	1:13.06 [7] (0:11.90)	1:01.16 [9] (0:12.24)	0:48.92 [9] (0:12.16)	0:36.76 [8] (0:11.75)	0:25.01 [10] (0:11.86)	0:13.15 [12] (0:13.15)
Average Speed [km/h]	51.2	62.9	60.5	59.3	59.6	61.6	60.7	54.8
Top Speed [km/h]	64.8	64.1	61.4	59.7	60.8	62.4	63.6	58.0
Avg. Dist. to Rail [m]	7.4	1.6	2.0	1.4	0.9	1.1	4.9	8.9
Avg. Stride Freq. [Hz]	2.4	2.5	2.4	2.4	2.4	2.4	2.4	2.3
Avg. Stride Length [m]	5.9	7.0	6.9	6.9	6.9	7.0	7.0	6.7



- [] Ranking at each section and finish
- .-.- No data available at this section
- NA No data available



Horse/Jockey Name	Hollywood North
Final Rank	12
Fastest Section Time (Section)	0:11.28 (1400m)
Top Speed [km/h] (Section)	65.4 (Overall)
Race State	Finished



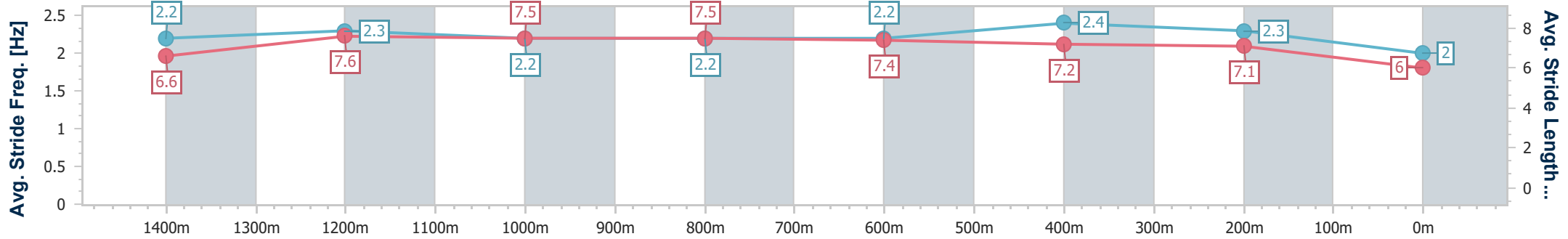
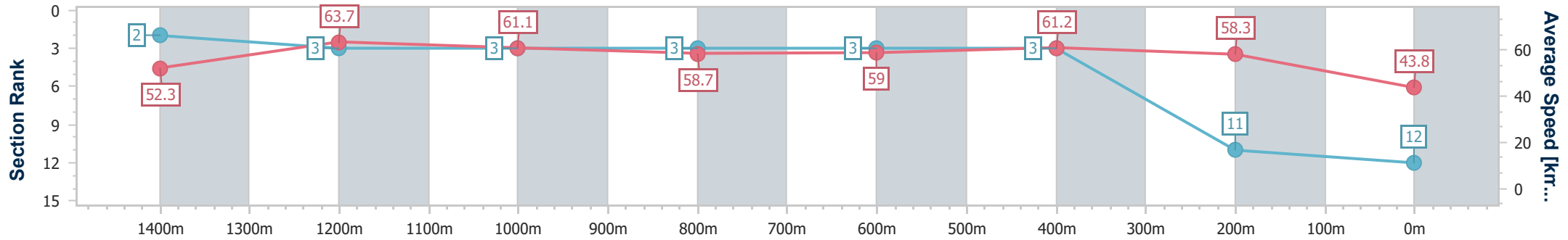
Eagle Farm QLD Professional
 Race 8: MAGIC MILLIONS GOLD COAST MARCH BENCHMARK
 85 Handicap - 1600m
 15 February 2025 - 16:27



BRISBANE
 RACING CLUB

Track Rating: Soft 6, Weather: Overcast, Rail Position: +0.5m Entire

Section	Overall	1400m	1200m	1000m	800m	600m	400m	200m
Section Times	1:41.94 [12] (0:13.79)	1:28.15 [2] (0:11.28)	1:16.87 [3] (0:11.82)	1:05.05 [3] (0:12.32)	0:52.73 [3] (0:12.18)	0:40.55 [3] (0:11.77)	0:28.78 [3] (0:12.33)	0:16.45 [11] (0:16.45)
Average Speed [km/h]	52.3	63.7	61.1	58.7	59.0	61.2	58.3	43.8
Top Speed [km/h]	65.4	65.3	62.5	59.1	60.4	61.7	61.1	53.7
Avg. Dist. to Rail [m]	6.9	1.4	1.6	0.6	0.2	0.4	3.6	7.3
Avg. Stride Freq. [Hz]	2.2	2.3	2.2	2.2	2.2	2.4	2.3	2.0
Avg. Stride Length [m]	6.6	7.6	7.5	7.5	7.4	7.2	7.1	6.0



- [] Ranking at each section and finish
- .-.- No data available at this section
- NA No data available



Eagle Farm QLD Professional

Race 9: STRADBROKE SEASON BOOK NOW Class 6 Plate - 1000m

15 February 2025 - 17:11



BRISBANE
RACING CLUB

Track Rating: Soft 6, Weather: Overcast, Rail Position: +0.5m Entire

Section											Last 600m	
Field Times		Overall	800m	600m	400m	200m						
		0:57.70 (0:13.25)	0:44.45 (0:10.17)	0:34.28 (0:10.72)	0:23.56 (0:11.33)	0:12.23 (0:12.23)						0:34.28
Rank	TAB Horse/Jockey	Barrier	Top Speed [km/h]	Fastest Section							Margin	Distance Travelled [m]
1	5 BURNING BELL Ryan Maloney	12	70.5 800m	0:10.46 800m	0:57.70 [1] (0:13.68)	0:44.02 [6] (0:10.46)	0:33.56 [6] (0:10.80)	0:22.76 [6] (0:10.79)	0:11.97 [4] (0:11.97)	0:57.70	0:33.56	
2	7 MR GALAZI Cody Collis	8	71.5 800m	0:10.32 800m	0:57.79 [2] (0:13.39)	0:44.40 [3] (0:10.32)	0:34.08 [2] (0:10.86)	0:23.22 [2] (0:11.05)	0:12.17 [2] (0:12.17)	0.54L	0:34.08	+3
3	8 BLUE SPINEL Angela Jones	11	70.4 600m	0:10.57 600m	0:57.84 [3] (0:14.07)	0:43.77 [10] (0:10.63)	0:33.14 [11] (0:10.57)	0:22.57 [9] (0:10.69)	0:11.88 [7] (0:11.88)	0.83L	0:33.14	-1
4	12 WILD BOTANICA Kyle Wilson-Taylor	10	70.0 800m	0:10.56 800m	0:57.97 [4] (0:13.94)	0:44.03 [9] (0:10.56)	0:33.47 [8] (0:10.60)	0:22.87 [8] (0:10.79)	0:12.08 [6] (0:12.08)	1.59L	0:33.47	+1
5	3 FLAG HALL Taylor Marshall	7	71.5 Overall	0:10.45 800m	0:58.00 [5] (0:13.39)	0:44.61 [4] (0:10.45)	0:34.16 [4] (0:10.91)	0:23.25 [4] (0:11.10)	0:12.15 [5] (0:12.15)	1.79L	0:34.16	-1
6	2 NASHIRA Ron Stewart	13	69.4 600m	0:10.59 800m	0:58.07 [6] (0:14.15)	0:43.92 [11] (0:10.59)	0:33.33 [12] (0:10.62)	0:22.71 [12] (0:10.76)	0:11.95 [9] (0:11.95)	2.2L	0:33.33	+1
7	11 CATWALK CRIMINAL Emily Lang	1	70.6 800m	0:10.17 800m	0:58.21 [7] (0:13.25)	0:44.96 [1] (0:10.17)	0:34.79 [1] (0:10.72)	0:24.07 [1] (0:11.33)	0:12.74 [1] (0:12.74)	3.01L	0:34.79	-7
8	4 MOGO MAGIC Nick Heywood	14	73.5 800m	0:10.39 800m	0:58.21 [8] (0:13.33)	0:44.88 [2] (0:10.39)	0:34.49 [3] (0:10.87)	0:23.62 [3] (0:11.07)	0:12.55 [3] (0:12.55)	3.03L	0:34.49	+2
9	1 IMMORAL James Orman	6	69.7 800m	0:10.45 800m	0:58.27 [9] (0:13.75)	0:44.52 [7] (0:10.45)	0:34.07 [7] (0:10.77)	0:23.30 [7] (0:11.09)	0:12.21 [8] (0:12.21)	3.37L	0:34.07	-3
10	13 HE'S HEAVEN Samantha Collett	5	69.0 800m	0:10.50 800m	0:58.45 [10] (0:14.16)	0:44.29 [12] (0:10.50)	0:33.79 [10] (0:10.67)	0:23.12 [11] (0:11.00)	0:12.12 [11] (0:12.12)	4.46L	0:33.79	-3

Scratched: Invinovich (#14), Heroic Miss (#9), Divine Okay (#15)

Report Created: Sat 15 February 2025 17:31 GMT+ (Note: Timing is based on position data)

Page 1/14

[] Ranking at each section and finish
 -:-:- No data available at this section
 NA No data available

SCN Saddle cloth number
 DNF Did not finish
 DNT Did not track

data processed by TRIPLESDATA



Eagle Farm QLD Professional

Race 9: STRADBROKE SEASON BOOK NOW Class 6 Plate - 1000m

15 February 2025 - 17:11



BRISBANE
RACING CLUB

Track Rating: Soft 6, Weather: Overcast, Rail Position: +0.5m Entire

Section	Overall	800m	600m	400m	200m	Last 600m
Field Times	0:57.70 (0:13.25)	0:44.45 (0:10.17)	0:34.28 (0:10.72)	0:23.56 (0:11.33)	0:12.23 (0:12.23)	0:34.28

Rank	TAB	Horse/Jockey	Barrier	Top Speed [km/h]	Fastest Section	Margin	Distance Travelled [m]
11	6	LE MELODY Cobi Vitler	2	69.9 800m	0:10.41 800m (0:13.46)	0:58.85 [11] (0:10.41)	-5
12	10	HELLUVA BARTY Nikita Beriman	3	68.7 Overall	0:10.64 800m (0:13.91)	0:59.06 [12] (0:10.64)	-4

Scratched: Invinovich (#14), Heroic Miss (#9), Divine Okay (#15)

[] Ranking at each section and finish
 -:-:-:- No data available at this section
 NA No data available

SCN Saddle cloth number
 DNF Did not finish
 DNT Did not track



Horse/Jockey Name	Burning Bell
Final Rank	1
Fastest Section Time (Section)	0:10.46 (800m)
Top Speed [km/h] (Section)	70.5 (800m)
Race State	Finished



Eagle Farm QLD Professional
Race 9: STRADBROKE SEASON BOOK NOW Class 6 Plate - 1000m

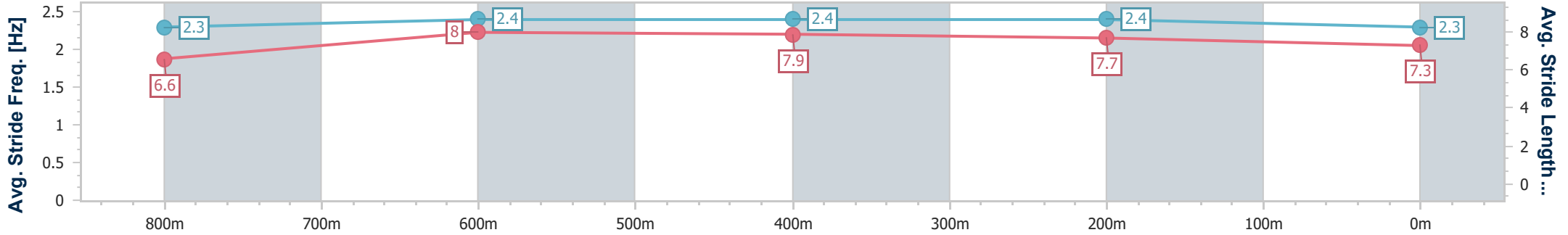
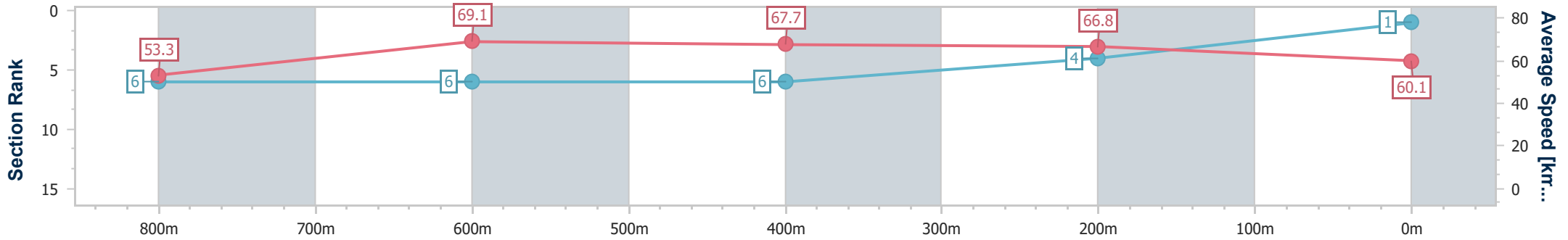


15 February 2025 - 17:11

BRISBANE RACING CLUB

Track Rating: Soft 6, Weather: Overcast, Rail Position: +0.5m Entire

Section	Overall	800m	600m	400m	200m
Section Times	0:57.70 [1] (0:13.68)	0:44.02 [6] (0:10.46)	0:33.56 [6] (0:10.80)	0:22.76 [6] (0:10.79)	0:11.97 [4] (0:11.97)
Average Speed [km/h]	53.3	69.1	67.7	66.8	60.1
Top Speed [km/h]	70.0	70.5	69.2	68.8	64.6
Avg. Dist. to Rail [m]	8.5	1.2	3.2	11.9	13.6
Avg. Stride Freq. [Hz]	2.3	2.4	2.4	2.4	2.3
Avg. Stride Length [m]	6.6	8.0	7.9	7.7	7.3



- [] Ranking at each section and finish
- .-.- No data available at this section
- NA No data available



Horse/Jockey Name	Mr Galazi
Final Rank	2
Fastest Section Time (Section)	0:10.32 (800m)
Top Speed [km/h] (Section)	71.5 (800m)
Race State	Finished



Eagle Farm QLD Professional
Race 9: STRADBROKE SEASON BOOK NOW Class 6 Plate - 1000m

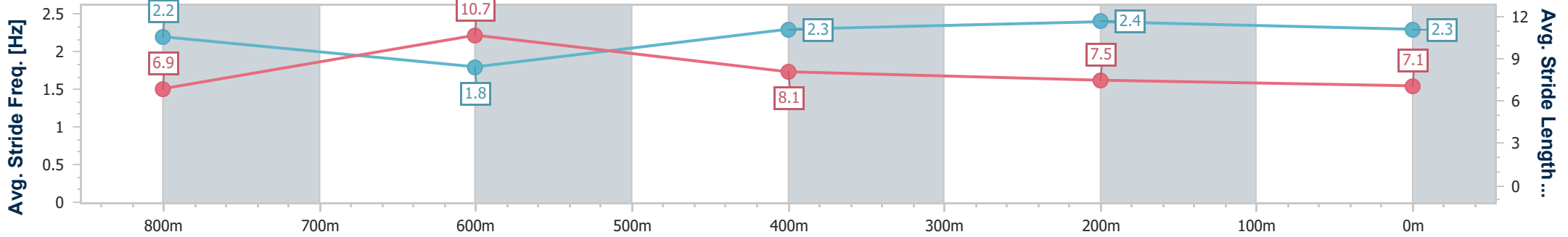
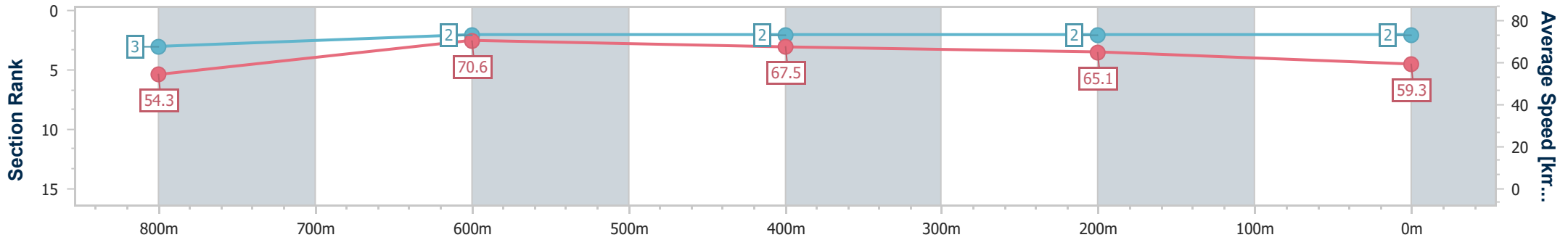


15 February 2025 - 17:11

BRISBANE RACING CLUB

Track Rating: Soft 6, Weather: Overcast, Rail Position: +0.5m Entire

Section	Overall	800m	600m	400m	200m
Section Times	0:57.79 [2] (0:13.39)	0:44.40 [3] (0:10.32)	0:34.08 [2] (0:10.86)	0:23.22 [2] (0:11.05)	0:12.17 [2] (0:12.17)
Average Speed [km/h]	54.3	70.6	67.5	65.1	59.3
Top Speed [km/h]	70.4	71.5	69.2	67.3	62.4
Avg. Dist. to Rail [m]	7.5	2.8	3.6	9.4	10.4
Avg. Stride Freq. [Hz]	2.2	1.8	2.3	2.4	2.3
Avg. Stride Length [m]	6.9	10.7	8.1	7.5	7.1



- [] Ranking at each section and finish
- .-.- No data available at this section
- NA No data available



Horse/Jockey Name	Blue Spinel
Final Rank	3
Fastest Section Time (Section)	0:10.57 (600m)
Top Speed [km/h] (Section)	70.4 (600m)
Race State	Finished



Eagle Farm QLD Professional
Race 9: STRADBROKE SEASON BOOK NOW Class 6 Plate - 1000m

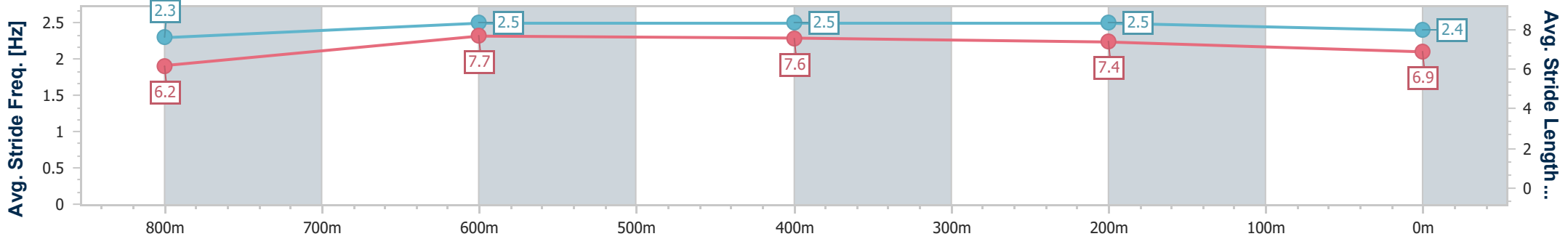
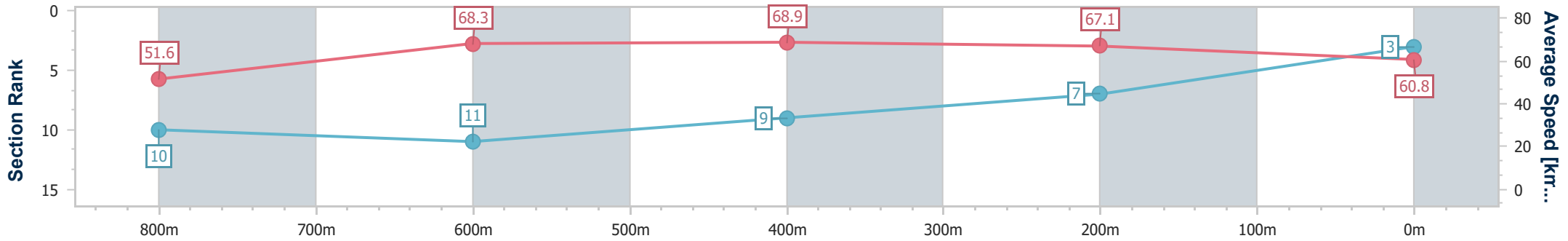
15 February 2025 - 17:11

Track Rating: Soft 6, Weather: Overcast, Rail Position: +0.5m Entire



BRISBANE RACING CLUB

Section	Overall	800m	600m	400m	200m
Section Times	0:57.84 [3] (0:14.07)	0:43.77 [10] (0:10.63)	0:33.14 [11] (0:10.57)	0:22.57 [9] (0:10.69)	0:11.88 [7] (0:11.88)
Average Speed [km/h]	51.6	68.3	68.9	67.1	60.8
Top Speed [km/h]	69.2	69.2	70.4	68.3	65.3
Avg. Dist. to Rail [m]	7.7	1.7	2.2	9.1	9.6
Avg. Stride Freq. [Hz]	2.3	2.5	2.5	2.5	2.4
Avg. Stride Length [m]	6.2	7.7	7.6	7.4	6.9



- [] Ranking at each section and finish
- .-.- No data available at this section
- NA No data available



Horse/Jockey Name	Wild Botanica
Final Rank	4
Fastest Section Time (Section)	0:10.56 (800m)
Top Speed [km/h] (Section)	70.0 (800m)
Race State	Finished



Eagle Farm QLD Professional
Race 9: STRADBROKE SEASON BOOK NOW Class 6 Plate - 1000m

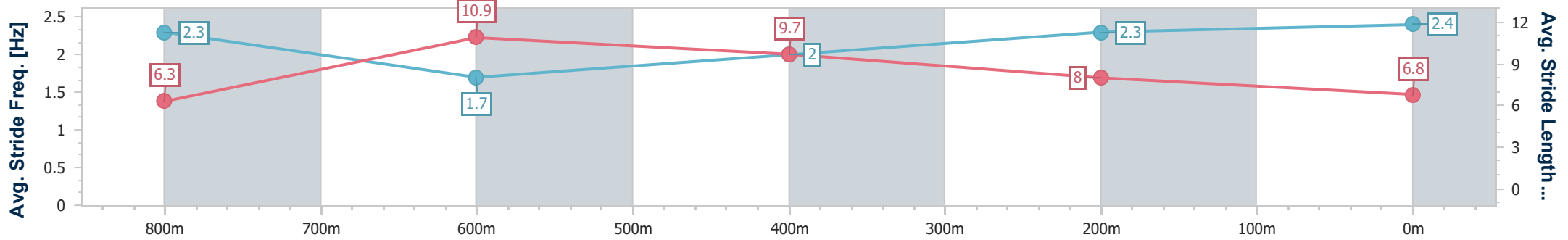
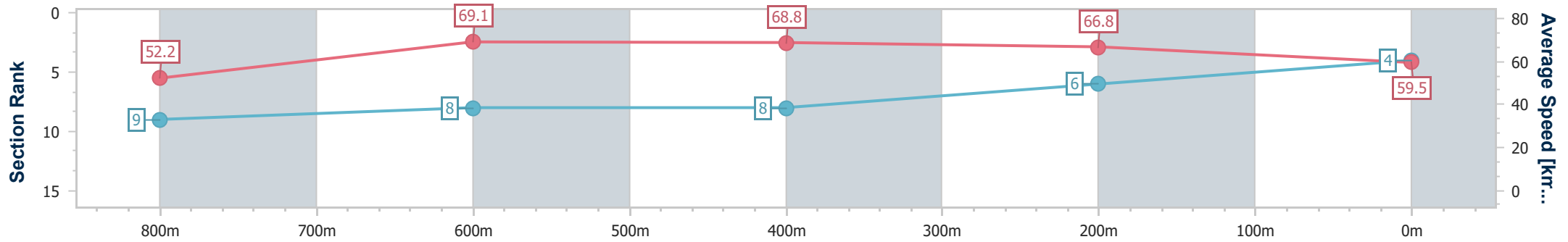


15 February 2025 - 17:11

BRISBANE RACING CLUB

Track Rating: Soft 6, Weather: Overcast, Rail Position: +0.5m Entire

Section	Overall	800m	600m	400m	200m
Section Times	0:57.97 [4] (0:13.94)	0:44.03 [9] (0:10.56)	0:33.47 [8] (0:10.60)	0:22.87 [8] (0:10.79)	0:12.08 [6] (0:12.08)
Average Speed [km/h]	52.2	69.1	68.8	66.8	59.5
Top Speed [km/h]	67.8	70.0	69.7	68.1	65.1
Avg. Dist. to Rail [m]	8.0	2.4	3.2	10.7	11.2
Avg. Stride Freq. [Hz]	2.3	1.7	2.0	2.3	2.4
Avg. Stride Length [m]	6.3	10.9	9.7	8.0	6.8



- [] Ranking at each section and finish
- .-.- No data available at this section
- NA No data available



Horse/Jockey Name	Flag Hall
Final Rank	5
Fastest Section Time (Section)	0:10.45 (800m)
Top Speed [km/h] (Section)	71.5 (Overall)
Race State	Finished



Eagle Farm QLD Professional
Race 9: STRADBROKE SEASON BOOK NOW Class 6 Plate - 1000m

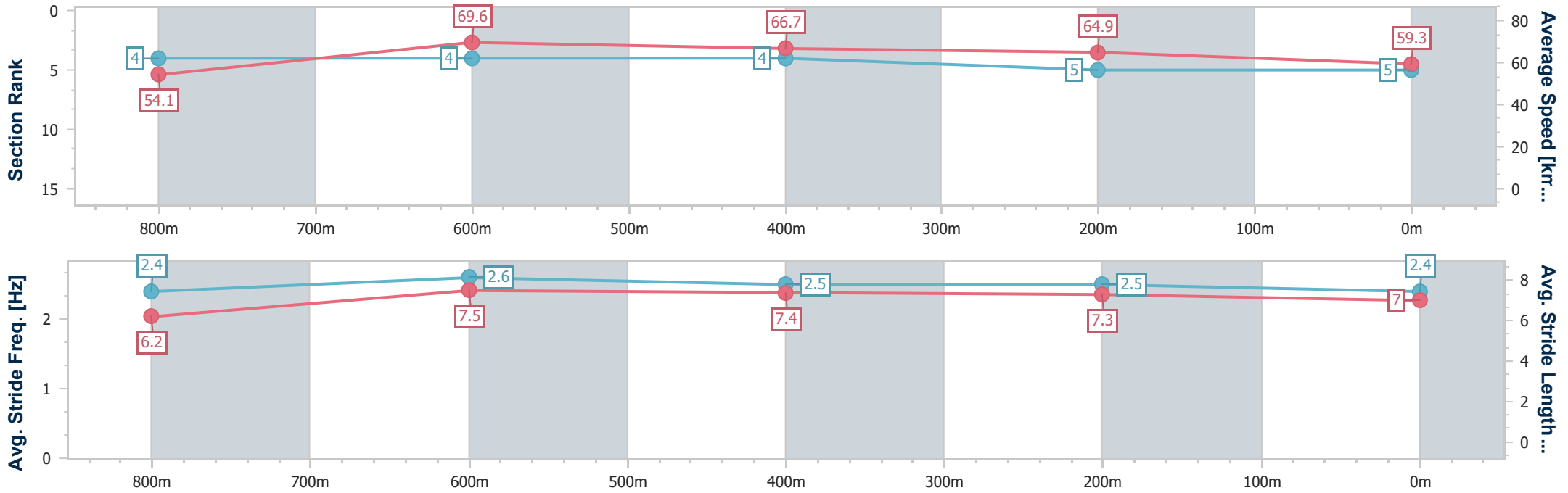


15 February 2025 - 17:11

BRISBANE RACING CLUB

Track Rating: Soft 6, Weather: Overcast, Rail Position: +0.5m Entire

Section	Overall	800m	600m	400m	200m
Section Times	0:58.00 [5] (0:13.39)	0:44.61 [4] (0:10.45)	0:34.16 [4] (0:10.91)	0:23.25 [4] (0:11.10)	0:12.15 [5] (0:12.15)
Average Speed [km/h]	54.1	69.6	66.7	64.9	59.3
Top Speed [km/h]	71.5	70.8	68.1	65.8	63.7
Avg. Dist. to Rail [m]	6.1	2.0	2.3	9.7	12.1
Avg. Stride Freq. [Hz]	2.4	2.6	2.5	2.5	2.4
Avg. Stride Length [m]	6.2	7.5	7.4	7.3	7.0



- [] Ranking at each section and finish
- .-.- No data available at this section
- NA No data available



Horse/Jockey Name	Nashira
Final Rank	6
Fastest Section Time (Section)	0:10.59 (800m)
Top Speed [km/h] (Section)	69.4 (600m)
Race State	Finished



Eagle Farm QLD Professional
Race 9: STRADBROKE SEASON BOOK NOW Class 6 Plate - 1000m

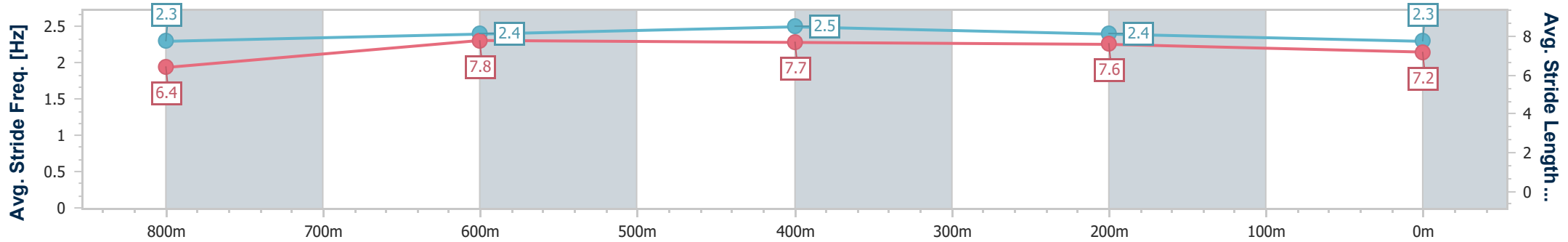
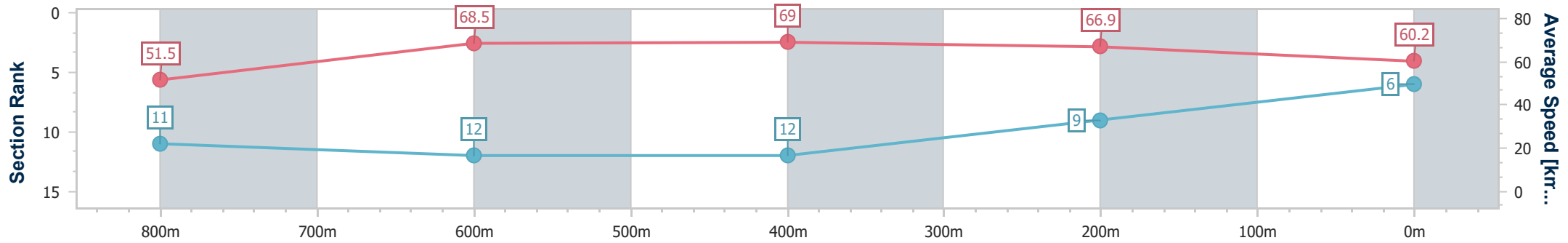


15 February 2025 - 17:11

BRISBANE RACING CLUB

Track Rating: Soft 6, Weather: Overcast, Rail Position: +0.5m Entire

Section	Overall	800m	600m	400m	200m
Section Times	0:58.07 [6] (0:14.15)	0:43.92 [11] (0:10.59)	0:33.33 [12] (0:10.62)	0:22.71 [12] (0:10.76)	0:11.95 [9] (0:11.95)
Average Speed [km/h]	51.5	68.5	69.0	66.9	60.2
Top Speed [km/h]	67.6	69.0	69.4	68.7	64.7
Avg. Dist. to Rail [m]	9.4	1.9	3.5	11.5	14.1
Avg. Stride Freq. [Hz]	2.3	2.4	2.5	2.4	2.3
Avg. Stride Length [m]	6.4	7.8	7.7	7.6	7.2



- [] Ranking at each section and finish
- .-.- No data available at this section
- NA No data available



Horse/Jockey Name	Catwalk Criminal
Final Rank	7
Fastest Section Time (Section)	0:10.17 (800m)
Top Speed [km/h] (Section)	70.6 (800m)
Race State	Finished



Eagle Farm QLD Professional
Race 9: STRADBROKE SEASON BOOK NOW Class 6 Plate - 1000m

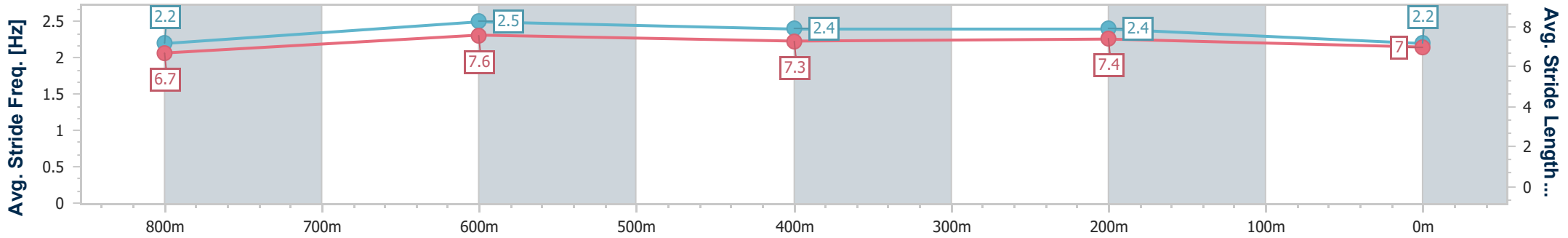
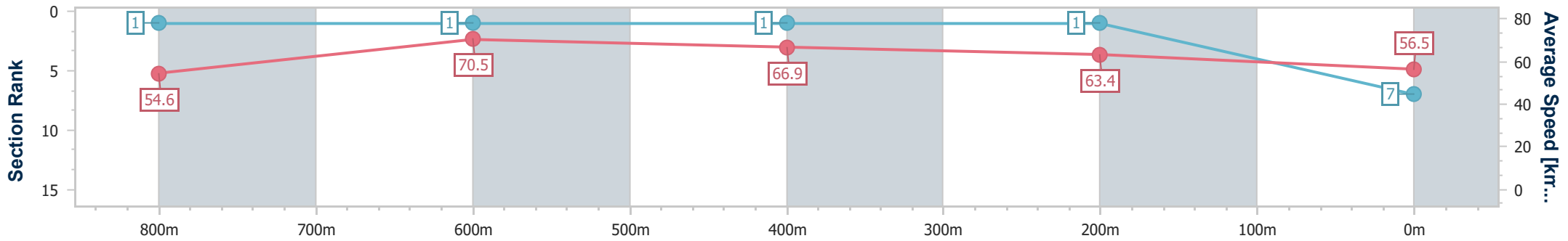


15 February 2025 - 17:11

BRISBANE RACING CLUB

Track Rating: Soft 6, Weather: Overcast, Rail Position: +0.5m Entire

Section	Overall	800m	600m	400m	200m
Section Times	0:58.21 [7] (0:13.25)	0:44.96 [1] (0:10.17)	0:34.79 [1] (0:10.72)	0:24.07 [1] (0:11.33)	0:12.74 [1] (0:12.74)
Average Speed [km/h]	54.6	70.5	66.9	63.4	56.5
Top Speed [km/h]	70.0	70.6	68.1	65.7	60.8
Avg. Dist. to Rail [m]	2.7	1.0	1.1	4.4	5.4
Avg. Stride Freq. [Hz]	2.2	2.5	2.4	2.4	2.2
Avg. Stride Length [m]	6.7	7.6	7.3	7.4	7.0



- [] Ranking at each section and finish
- .-.- No data available at this section
- NA No data available



Horse/Jockey Name	Mogo Magic
Final Rank	8
Fastest Section Time (Section)	0:10.39 (800m)
Top Speed [km/h] (Section)	73.5 (800m)
Race State	Finished



Eagle Farm QLD Professional
Race 9: STRADBROKE SEASON BOOK NOW Class 6 Plate - 1000m

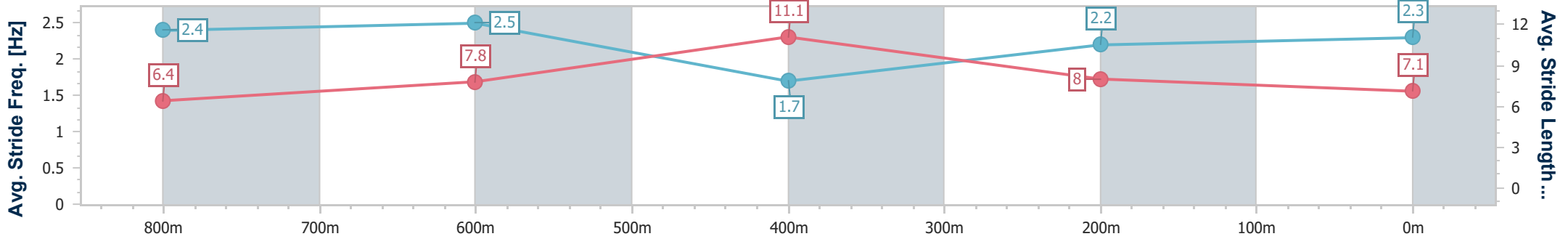
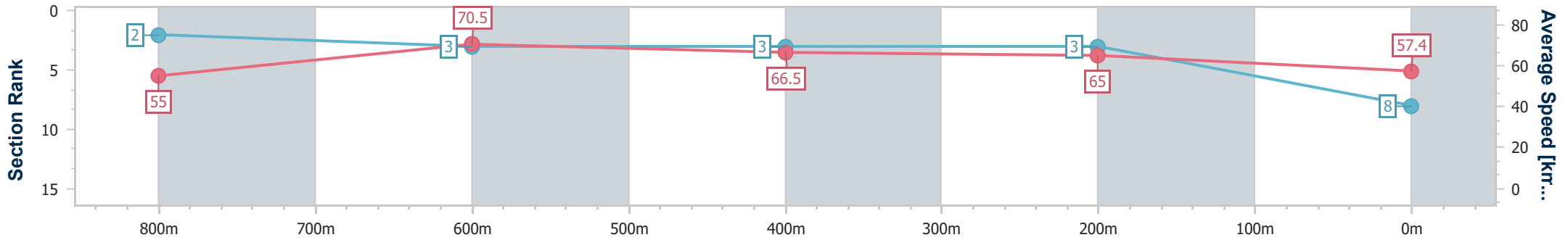


15 February 2025 - 17:11

BRISBANE RACING CLUB

Track Rating: Soft 6, Weather: Overcast, Rail Position: +0.5m Entire

Section	Overall	800m	600m	400m	200m
Section Times	0:58.21 [8] (0:13.33)	0:44.88 [2] (0:10.39)	0:34.49 [3] (0:10.87)	0:23.62 [3] (0:11.07)	0:12.55 [3] (0:12.55)
Average Speed [km/h]	55.0	70.5	66.5	65.0	57.4
Top Speed [km/h]	73.5	73.5	68.0	67.0	63.0
Avg. Dist. to Rail [m]	12.8	2.8	1.5	5.9	9.6
Avg. Stride Freq. [Hz]	2.4	2.5	1.7	2.2	2.3
Avg. Stride Length [m]	6.4	7.8	11.1	8.0	7.1



- [] Ranking at each section and finish
- .-.- No data available at this section
- NA No data available



Horse/Jockey Name	Immoral
Final Rank	9
Fastest Section Time (Section)	0:10.45 (800m)
Top Speed [km/h] (Section)	69.7 (800m)
Race State	Finished



Eagle Farm QLD Professional
Race 9: STRADBROKE SEASON BOOK NOW Class 6 Plate - 1000m

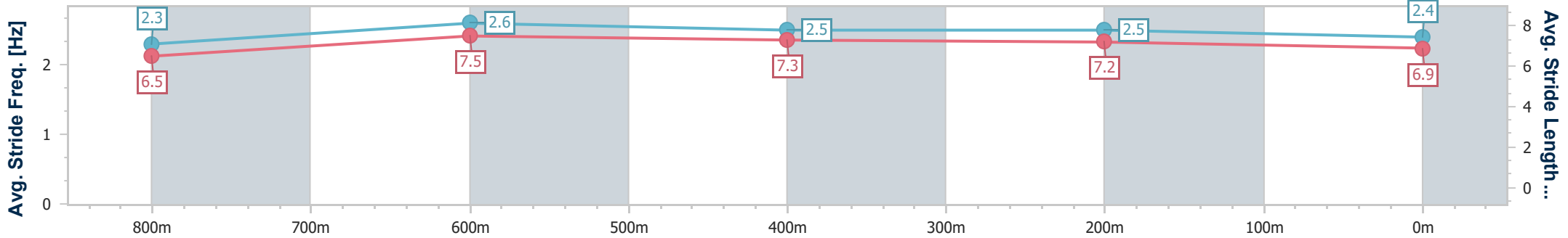
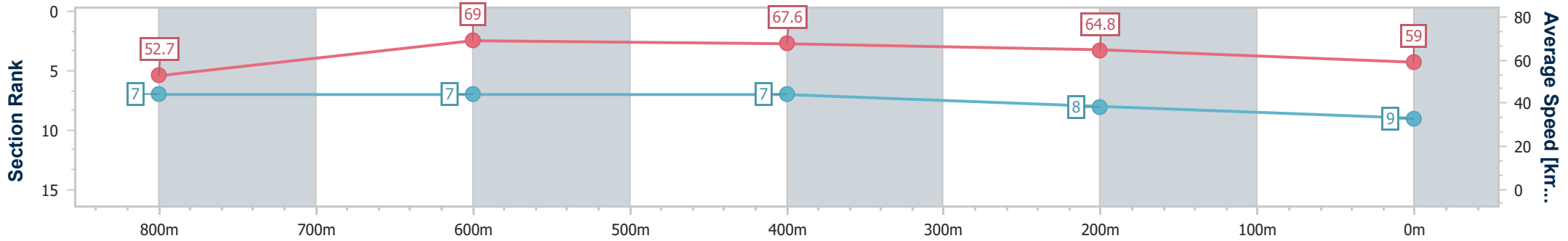


15 February 2025 - 17:11

BRISBANE RACING CLUB

Track Rating: Soft 6, Weather: Overcast, Rail Position: +0.5m Entire

Section	Overall	800m	600m	400m	200m
Section Times	0:58.27 [9] (0:13.75)	0:44.52 [7] (0:10.45)	0:34.07 [7] (0:10.77)	0:23.30 [7] (0:11.09)	0:12.21 [8] (0:12.21)
Average Speed [km/h]	52.7	69.0	67.6	64.8	59.0
Top Speed [km/h]	69.4	69.7	67.7	66.5	63.6
Avg. Dist. to Rail [m]	5.3	0.9	1.6	7.5	8.5
Avg. Stride Freq. [Hz]	2.3	2.6	2.5	2.5	2.4
Avg. Stride Length [m]	6.5	7.5	7.3	7.2	6.9



- [] Ranking at each section and finish
- .-.- No data available at this section
- NA No data available



Horse/Jockey Name	He's Heaven
Final Rank	10
Fastest Section Time (Section)	0:10.50 (800m)
Top Speed [km/h] (Section)	69.0 (800m)
Race State	Finished



Eagle Farm QLD Professional
Race 9: STRADBROKE SEASON BOOK NOW Class 6 Plate - 1000m

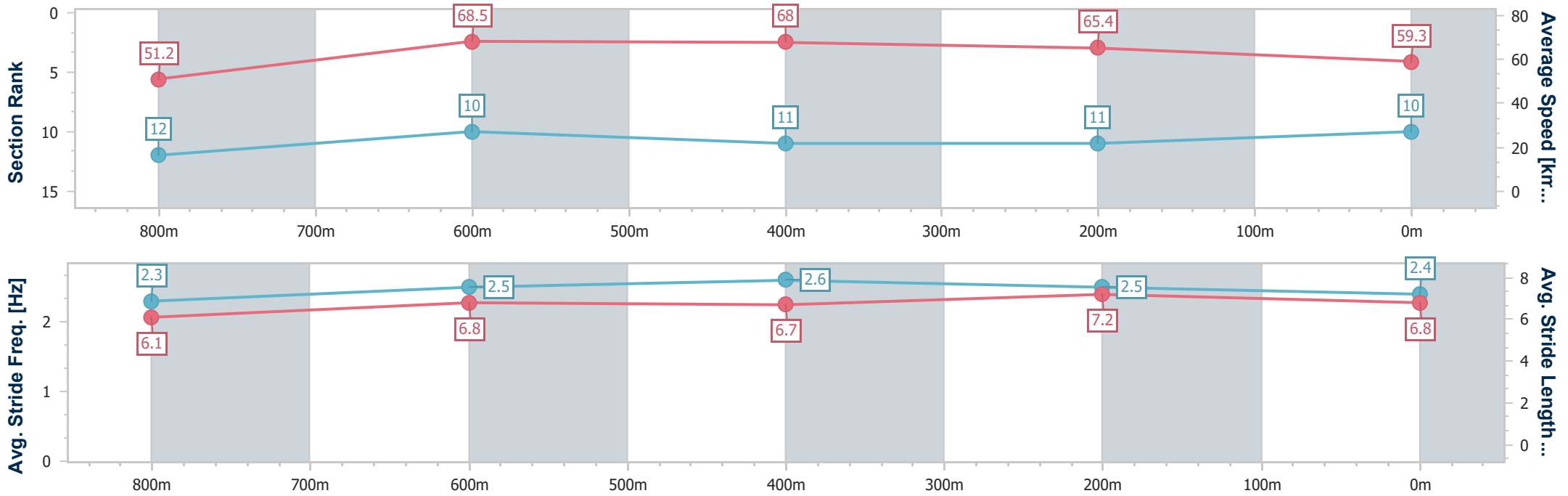


15 February 2025 - 17:11

BRISBANE RACING CLUB

Track Rating: Soft 6, Weather: Overcast, Rail Position: +0.5m Entire

Section	Overall	800m	600m	400m	200m
Section Times	0:58.45 [10] (0:14.16)	0:44.29 [12] (0:10.50)	0:33.79 [10] (0:10.67)	0:23.12 [11] (0:11.00)	0:12.12 [11] (0:12.12)
Average Speed [km/h]	51.2	68.5	68.0	65.4	59.3
Top Speed [km/h]	68.1	69.0	68.7	67.6	63.7
Avg. Dist. to Rail [m]	5.8	0.4	1.5	9.6	12.3
Avg. Stride Freq. [Hz]	2.3	2.5	2.6	2.5	2.4
Avg. Stride Length [m]	6.1	6.8	6.7	7.2	6.8



- [] Ranking at each section and finish
- .-.- No data available at this section
- NA No data available



Horse/Jockey Name	Le Melody
Final Rank	11
Fastest Section Time (Section)	0:10.41 (800m)
Top Speed [km/h] (Section)	69.9 (800m)
Race State	Finished



Eagle Farm QLD Professional
Race 9: STRADBROKE SEASON BOOK NOW Class 6 Plate - 1000m

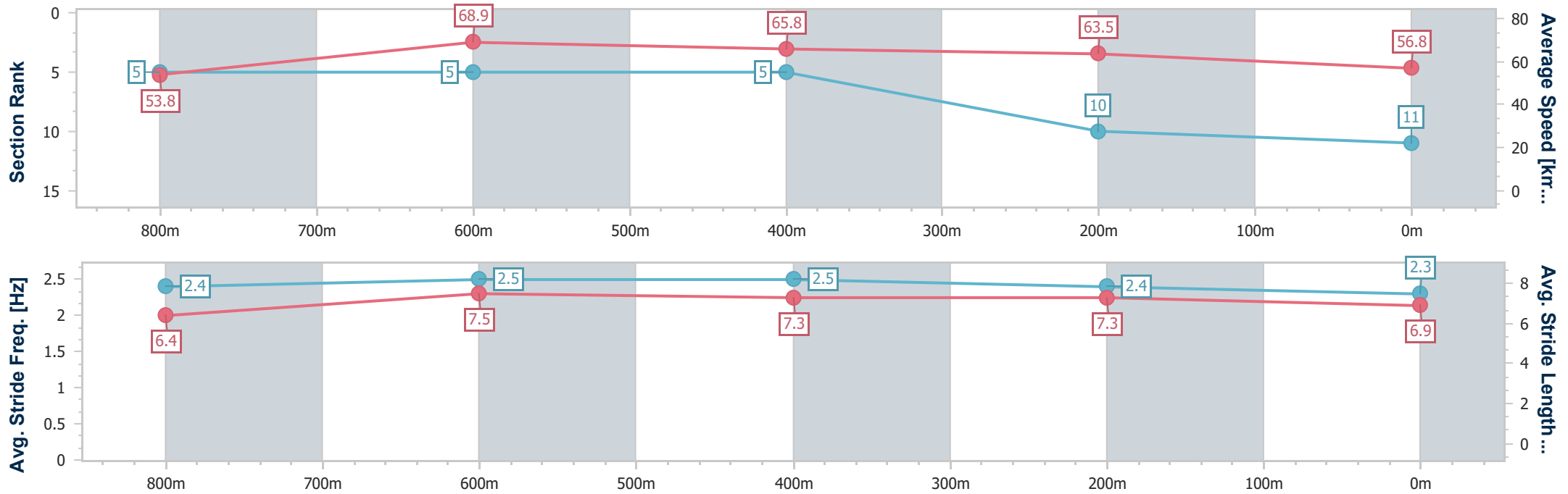


15 February 2025 - 17:11

BRISBANE RACING CLUB

Track Rating: Soft 6, Weather: Overcast, Rail Position: +0.5m Entire

Section	Overall	800m	600m	400m	200m
Section Times	0:58.85 [11] (0:13.46)	0:45.39 [5] (0:10.41)	0:34.98 [5] (0:10.94)	0:24.04 [5] (0:11.35)	0:12.69 [10] (0:12.69)
Average Speed [km/h]	53.8	68.9	65.8	63.5	56.8
Top Speed [km/h]	69.7	69.9	67.6	65.4	59.9
Avg. Dist. to Rail [m]	3.9	0.6	0.9	7.3	8.0
Avg. Stride Freq. [Hz]	2.4	2.5	2.5	2.4	2.3
Avg. Stride Length [m]	6.4	7.5	7.3	7.3	6.9



- [] Ranking at each section and finish
- .-.- No data available at this section
- NA No data available



Horse/Jockey Name	Helluva Barty
Final Rank	12
Fastest Section Time (Section)	0:10.64 (800m)
Top Speed [km/h] (Section)	68.7 (Overall)
Race State	Finished



Eagle Farm QLD Professional
Race 9: STRADBROKE SEASON BOOK NOW Class 6 Plate - 1000m

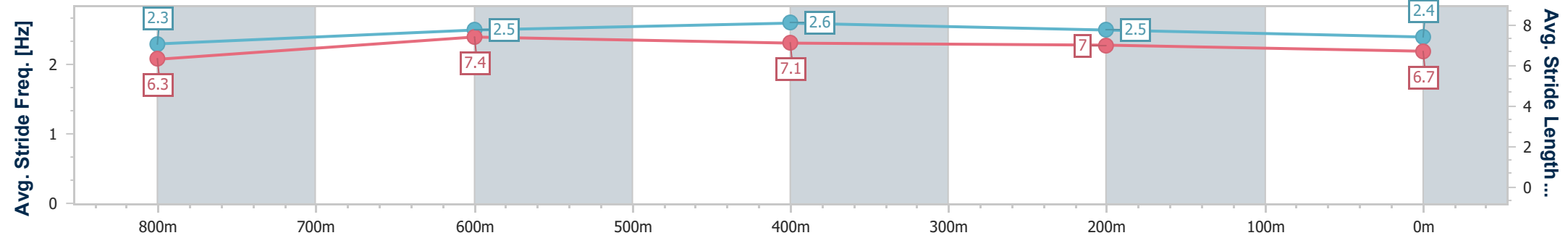
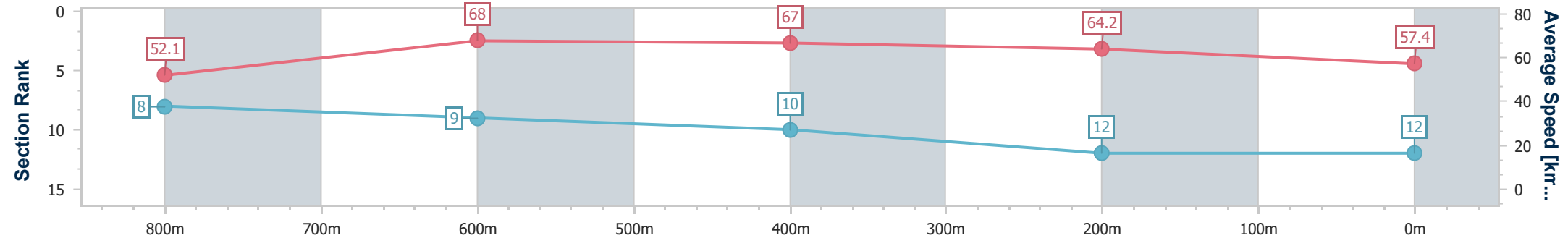


15 February 2025 - 17:11

BRISBANE RACING CLUB

Track Rating: Soft 6, Weather: Overcast, Rail Position: +0.5m Entire

Section	Overall	800m	600m	400m	200m
Section Times	0:59.06 [12] (0:13.91)	0:45.15 [8] (0:10.64)	0:34.51 [9] (0:10.72)	0:23.79 [10] (0:11.22)	0:12.57 [12] (0:12.57)
Average Speed [km/h]	52.1	68.0	67.0	64.2	57.4
Top Speed [km/h]	68.7	68.3	67.8	66.6	61.8
Avg. Dist. to Rail [m]	6.3	0.8	0.7	5.6	9.1
Avg. Stride Freq. [Hz]	2.3	2.5	2.6	2.5	2.4
Avg. Stride Length [m]	6.3	7.4	7.1	7.0	6.7



- [] Ranking at each section and finish
- .-.- No data available at this section
- NA No data available



Eagle Farm QLD Professional

Race 10: LADBROKES MATES MODE POTS BENCHMARK 78 Handicap - 1400m

15 February 2025 - 17:50



BRISBANE
RACING CLUB

Track Rating: Soft 6, Weather: Overcast, Rail Position: +0.5m Entire

Section		Overall	1200m	1000m	800m	600m	400m	Last 600m				
Field Times		1:23.58 (0:13.39)	1:10.19 (0:10.62)	0:59.57 (0:11.67)	0:47.90 (0:12.07)	0:35.83 (0:11.72)	0:24.11 (0:11.59)	0:35.83				
Rank	TAB Horse/Jockey	Barrier	Top Speed [km/h]	Fastest Section	Distance Travelled [m]							
1	11 NORTHERN DECREE Vlad Duric	17	66.2 1200m	0:11.18 1200m	1:23.58 [1] (0:13.87)	1:09.71 [9] (0:11.18)	0:58.53 [8] (0:11.80)	0:46.73 [12] (0:11.86)	0:34.87 [9] (0:11.45)	0:23.42 [8] (0:11.36)	0:34.87	
2	15 UNTIL VALHALLA Kyle Wilson-Taylor	1	66.0 1200m	0:11.06 1200m	1:23.82 [2] (0:13.71)	1:10.11 [7] (0:11.06)	0:59.05 [7] (0:11.63)	0:47.42 [6] (0:12.01)	0:35.41 [8] (0:11.59)	0:23.82 [6] (0:11.46)	0:35.41	+2
3	2 TOESONTHENOSE Taylor Marshall	15	65.5 600m	0:11.20 1200m	1:23.83 [3] (0:14.12)	1:09.71 [12] (0:11.20)	0:58.51 [11] (0:11.50)	0:47.01 [10] (0:11.58)	0:35.43 [7] (0:11.40)	0:24.03 [3] (0:11.39)	0:35.43	+4
4	5 OUR MAGNUS Dan McGillivray	5	65.5 400m	0:11.24 400m	1:24.10 [4] (0:14.10)	1:10.00 [11] (0:11.35)	0:58.65 [13] (0:11.56)	0:47.09 [13] (0:11.91)	0:35.18 [13] (0:11.53)	0:23.65 [12] (0:11.24)	0:35.18	-2
5	8 SET TO SHINE Angela Jones	9	66.7 1200m	0:10.94 1200m	1:24.14 [5] (0:13.50)	1:10.64 [3] (0:10.94)	0:59.70 [4] (0:11.72)	0:47.98 [4] (0:11.88)	0:36.10 [4] (0:11.86)	0:24.24 [5] (0:11.63)	0:36.10	+3
6	3 ART BY CONCORDE Cody Collis	8	66.8 1200m	0:11.03 1200m	1:24.21 [6] (0:13.65)	1:10.56 [6] (0:11.03)	0:59.53 [6] (0:11.88)	0:47.65 [7] (0:11.76)	0:35.89 [6] (0:11.85)	0:24.04 [9] (0:11.40)	0:35.89	+7
7	6 PRIME ASSET Nikita Beriman	16	69.5 1200m	0:10.62 1200m	1:24.24 [7] (0:13.39)	1:10.85 [1] (0:10.62)	1:00.23 [1] (0:11.67)	0:48.56 [1] (0:12.07)	0:36.49 [1] (0:11.88)	0:24.61 [2] (0:11.81)	0:36.49	+7
8	12 CENTRESTONE James Orman	14	69.6 1200m	0:10.65 1200m	1:24.34 [8] (0:13.47)	1:10.87 [2] (0:10.65)	1:00.22 [2] (0:11.80)	0:48.42 [2] (0:11.86)	0:36.56 [2] (0:11.69)	0:24.87 [1] (0:11.59)	0:36.56	+8
9	1 LIGHT OF BOOM Emily Lang	12	69.1 1200m	0:10.70 1200m	1:24.36 [9] (0:13.56)	1:10.80 [5] (0:10.70)	1:00.10 [3] (0:11.71)	0:48.39 [3] (0:11.88)	0:36.51 [3] (0:11.95)	0:24.56 [3] (0:11.69)	0:36.51	+12
10	16 FIELD OF MYRTLE Jake Bayliss	10	67.0 1200m	0:10.93 1200m	1:24.55 [10] (0:13.55)	1:11.00 [4] (0:10.93)	1:00.07 [5] (0:11.80)	0:48.27 [5] (0:11.83)	0:36.44 [5] (0:11.97)	0:24.47 [7] (0:11.32)	0:36.44	+6

Scratched: Liberty Steps (#10), Ready For Anything (#7), Adiella (#14), Little Beginnings (#4)

[] Ranking at each section and finish
 -:-:- No data available at this section
 NA No data available

SCN Saddle cloth number
 DNF Did not finish
 DNT Did not track



Eagle Farm QLD Professional
Race 10: LADBROKES MATES MODE POTS BENCHMARK 78 Handicap - 1400m
15 February 2025 - 17:50



Track Rating: Soft 6, Weather: Overcast, Rail Position: +0.5m Entire

Section	Overall	1200m	1000m	800m	600m	400m	Last 600m
Field Times	1:23.58 (0:13.39)	1:10.19 (0:10.62)	0:59.57 (0:11.67)	0:47.90 (0:12.07)	0:35.83 (0:11.72)	0:24.11 (0:11.59)	0:35.83

Rank	TAB	Horse/Jockey	Barrier	Top Speed [km/h]	Fastest Section	Overall	1200m	1000m	800m	600m	400m	Last 600m	Distance Travelled [m]
11	17	IVAN'S HERO Damien Thornton	7	64.8	0:11.29	1:24.58 [11] (0:13.82)	1:10.76 [8] (0:11.29)	0:59.47 [9] (0:11.68)	0:47.79 [9] (0:11.93)	0:35.86 [11] (0:11.65)	0:24.21 [10] (0:11.48)	0:35.86	+8
12	18	SELLING SUNSET Tahlia Fenlon	2	65.8	0:11.19	1:25.54 [12] (0:14.09)	1:11.45 [10] (0:11.19)	1:00.26 [10] (0:11.50)	0:48.76 [8] (0:11.98)	0:36.78 [12] (0:11.61)	0:25.17 [11] (0:11.71)	0:36.78	-3
13	9	BILLIONAIRE BABY Mark Du Plessis	3	66.8	0:10.98	1:26.08 [13] (0:15.15)	1:10.93 [14] (0:10.98)	0:59.95 [14] (0:11.18)	0:48.77 [14] (0:11.62)	0:37.15 [14] (0:11.65)	0:25.50 [14] (0:11.65)	0:37.15	+0
14	13	GIVARA Andrew Mallyon	6	66.0	0:11.09	1:26.38 [14] (0:14.29)	1:12.09 [13] (0:11.09)	1:01.00 [12] (0:11.47)	0:49.53 [11] (0:11.86)	0:37.67 [9] (0:11.77)	0:25.90 [13] (0:11.94)	0:37.67	-2

Scratched: Liberty Steps (#10), Ready For Anything (#7), Adiella (#14), Little Beginnings (#4)

[] Ranking at each section and finish
 -:-:-:- No data available at this section
 NA No data available

SCN Saddle cloth number
 DNF Did not finish
 DNT Did not track



Eagle Farm QLD Professional
Race 10: LADBROKES MATES MODE POTS BENCHMARK 78 Handicap - 1400m
15 February 2025 - 17:50



Track Rating: Soft 6, Weather: Overcast, Rail Position: +0.5m Entire

Section				200m				Last 600m	
Field Times				0:12.52 (0:12.52)				0:35.83	
Rank	TAB Horse/Jockey	Barrier	Top Speed [km/h]	Fastest Section	Margin				Distance Travelled [m]
1	11 NORTHERN DECREE Vlad Duric	17	66.2 1200m	0:11.18 1200m	0:12.06 [7] (0:12.06)	1:23.58		0:34.87	
2	15 UNTIL VALHALLA Kyle Wilson-Taylor	1	66.0 1200m	0:11.06 1200m	0:12.36 [5] (0:12.36)	1.43L		0:35.41	+2
3	2 TOESONTHENOSE Taylor Marshall	15	65.5 600m	0:11.20 1200m	0:12.64 [2] (0:12.64)	1.49L		0:35.43	+4
4	5 OUR MAGNUS Dan McGillivray	5	65.5 400m	0:11.24 400m	0:12.41 [10] (0:12.41)	3.07L		0:35.18	-2
5	8 SET TO SHINE Angela Jones	9	66.7 1200m	0:10.94 1200m	0:12.61 [8] (0:12.61)	3.28L		0:36.10	+3
6	3 ART BY CONCORDE Cody Collis	8	66.8 1200m	0:11.03 1200m	0:12.64 [9] (0:12.64)	3.7L		0:35.89	+7
7	6 PRIME ASSET Nikita Beriman	16	69.5 1200m	0:10.62 1200m	0:12.80 [4] (0:12.80)	3.88L		0:36.49	+7
8	12 CENTRESTONE James Orman	14	69.6 1200m	0:10.65 1200m	0:13.28 [1] (0:13.28)	4.48L		0:36.56	+8
9	1 LIGHT OF BOOM Emily Lang	12	69.1 1200m	0:10.70 1200m	0:12.87 [6] (0:12.87)	4.62L		0:36.51	+12
10	16 FIELD OF MYRTLE Jake Bayliss	10	67.0 1200m	0:10.93 1200m	0:13.15 [3] (0:13.15)	5.7L		0:36.44	+6

Scratched: Liberty Steps (#10), Ready For Anything (#7), Adiella (#14), Little Beginnings (#4)

[] Ranking at each section and finish
 -:-:- No data available at this section
 NA No data available

SCN Saddle cloth number
 DNF Did not finish
 DNT Did not track



Eagle Farm QLD Professional
Race 10: LADBROKES MATES MODE POTS BENCHMARK 78 Handicap - 1400m

15 February 2025 - 17:50



BRISBANE
RACING CLUB

Track Rating: Soft 6, Weather: Overcast, Rail Position: +0.5m Entire

Section				200m				Last 600m	
Field Times				0:12.52 (0:12.52)				0:35.83	
Rank	TAB Horse/Jockey	Barrier	Top Speed [km/h]	Fastest Section	Margin			Distance Travelled [m]	
11	17 IVAN'S HERO Damien Thornton	7	64.8 1200m	0:11.29 1200m	0:12.73 [11] (0:12.73)	5.88L		0:35.86	+8
12	18 SELLING SUNSET Tahlia Fenlon	2	65.8 1200m	0:11.19 1200m	0:13.46 [12] (0:13.46)	11.52L		0:36.78	-3
13	9 BILLIONAIR BABY Mark Du Plessis	3	66.8 1200m	0:10.98 1200m	0:13.85 [13] (0:13.85)	14.71L		0:37.15	+0
14	13 GIVARA Andrew Mallyon	6	66.0 1200m	0:11.09 1200m	0:13.96 [14] (0:13.96)	16.51L		0:37.67	-2

Scratched: Liberty Steps (#10), Ready For Anything (#7), Adiella (#14), Little Beginnings (#4)

[] Ranking at each section and finish
 -:-:-:- No data available at this section
 NA No data available

SCN Saddle cloth number
 DNF Did not finish
 DNT Did not track



Horse/Jockey Name	Northern Decree
Final Rank	1
Fastest Section Time (Section)	0:11.18 (1200m)
Top Speed [km/h] (Section)	66.2 (1200m)
Race State	Finished

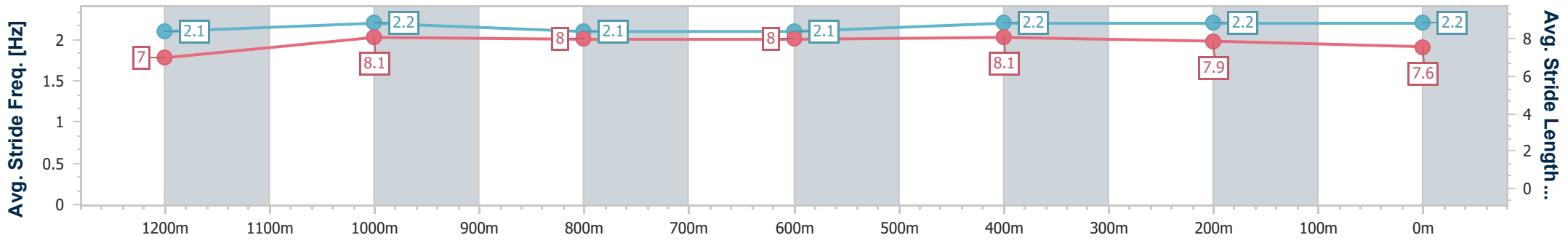
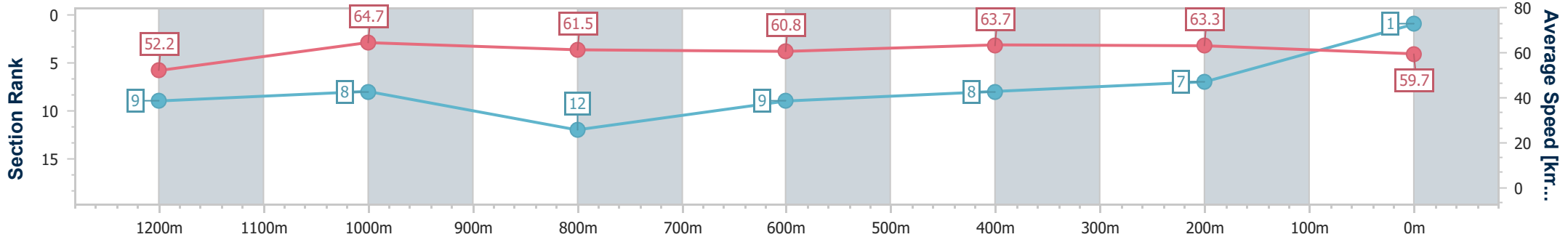


Eagle Farm QLD Professional
 Race 10: LADBROKES MATES MODE POTS BENCHMARK 78
 Handicap - 1400m
 15 February 2025 - 17:50
 Track Rating: Soft 6, Weather: Overcast, Rail Position: +0.5m Entire



BRISBANE
 RACING CLUB

Section	Overall	1200m	1000m	800m	600m	400m	200m
Section Times	1:23.58 [1] (0:13.87)	1:09.71 [9] (0:11.18)	0:58.53 [8] (0:11.80)	0:46.73 [12] (0:11.86)	0:34.87 [9] (0:11.45)	0:23.42 [8] (0:11.36)	0:12.06 [7] (0:12.06)
Average Speed [km/h]	52.2	64.7	61.5	60.8	63.7	63.3	59.7
Top Speed [km/h]	64.7	66.2	63.5	62.4	65.4	64.5	63.0
Avg. Dist. to Rail [m]	12.1	4.6	1.4	0.6	2.5	7.9	9.8
Avg. Stride Freq. [Hz]	2.1	2.2	2.1	2.1	2.2	2.2	2.2
Avg. Stride Length [m]	7.0	8.1	8.0	8.0	8.1	7.9	7.6



- [] Ranking at each section and finish
- .-.- No data available at this section
- NA No data available



Horse/Jockey Name	Until Valhalla
Final Rank	2
Fastest Section Time (Section)	0:11.06 (1200m)
Top Speed [km/h] (Section)	66.0 (1200m)
Race State	Finished

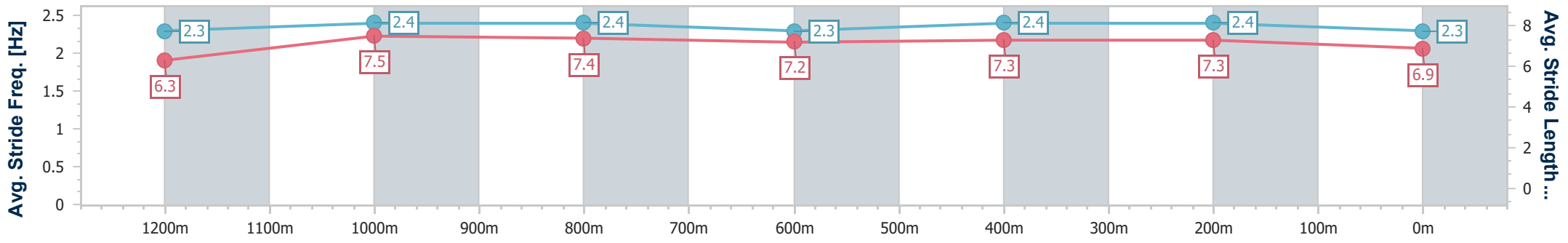
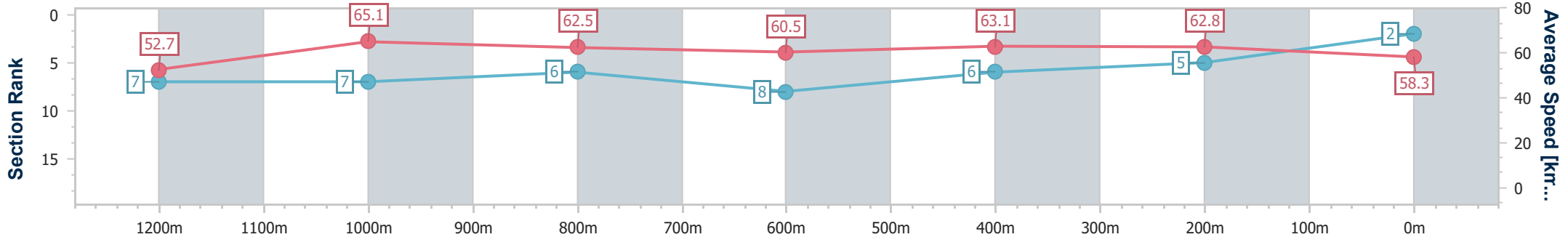


Eagle Farm QLD Professional
 Race 10: LADBROKES MATES MODE POTS BENCHMARK 78
 Handicap - 1400m
 15 February 2025 - 17:50
 Track Rating: Soft 6, Weather: Overcast, Rail Position: +0.5m Entire



BRISBANE
 RACING CLUB

Section	Overall	1200m	1000m	800m	600m	400m	200m
Section Times	1:23.82 [2] (0:13.71)	1:10.11 [7] (0:11.06)	0:59.05 [7] (0:11.63)	0:47.42 [6] (0:12.01)	0:35.41 [8] (0:11.59)	0:23.82 [6] (0:11.46)	0:12.36 [5] (0:12.36)
Average Speed [km/h]	52.7	65.1	62.5	60.5	63.1	62.8	58.3
Top Speed [km/h]	65.0	66.0	65.2	61.7	65.2	65.9	61.3
Avg. Dist. to Rail [m]	2.0	2.2	2.2	1.9	3.0	8.7	11.2
Avg. Stride Freq. [Hz]	2.3	2.4	2.4	2.3	2.4	2.4	2.3
Avg. Stride Length [m]	6.3	7.5	7.4	7.2	7.3	7.3	6.9



- [] Ranking at each section and finish
- .-.- No data available at this section
- NA No data available



Horse/Jockey Name	Toesonthenose
Final Rank	3
Fastest Section Time (Section)	0:11.20 (1200m)
Top Speed [km/h] (Section)	65.5 (600m)
Race State	Finished



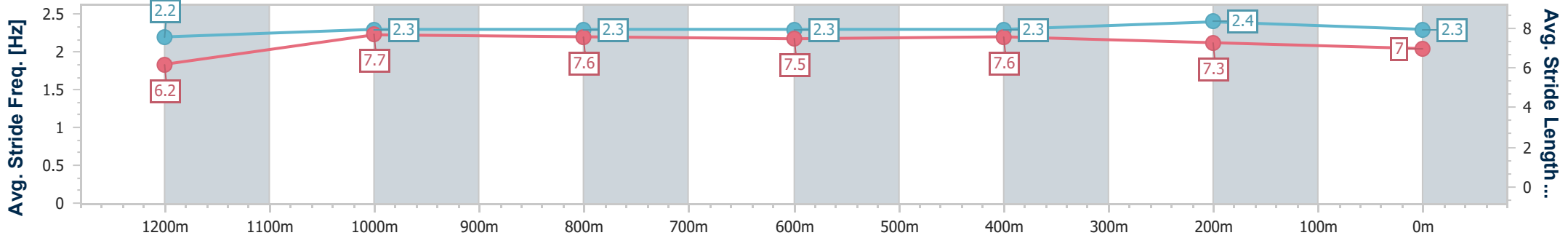
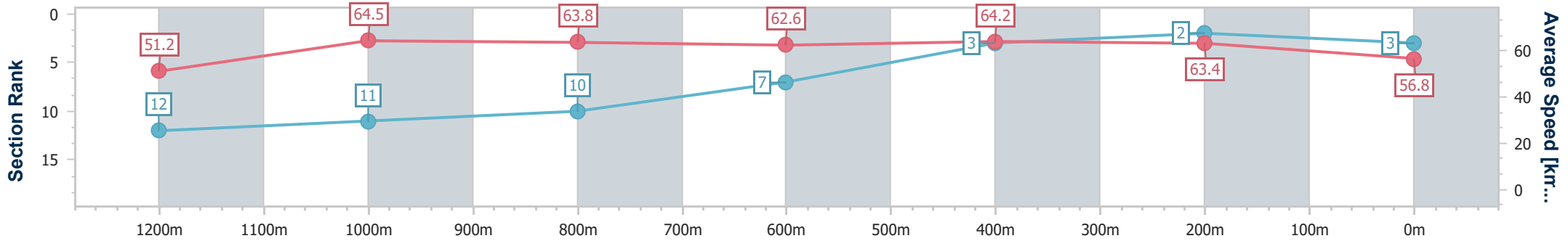
Eagle Farm QLD Professional
Race 10: LADBROKES MATES MODE POTS BENCHMARK 78
Handicap - 1400m



BRISBANE
RACING CLUB

15 February 2025 - 17:50
Track Rating: Soft 6, Weather: Overcast, Rail Position: +0.5m Entire

Section	Overall	1200m	1000m	800m	600m	400m	200m
Section Times	1:23.83 [3] (0:14.12)	1:09.71 [12] (0:11.20)	0:58.51 [11] (0:11.50)	0:47.01 [10] (0:11.58)	0:35.43 [7] (0:11.40)	0:24.03 [3] (0:11.39)	0:12.64 [2] (0:12.64)
Average Speed [km/h]	51.2	64.5	63.8	62.6	64.2	63.4	56.8
Top Speed [km/h]	64.2	64.6	64.1	63.9	65.5	64.7	60.9
Avg. Dist. to Rail [m]	10.2	5.3	3.3	1.6	3.6	13.1	12.2
Avg. Stride Freq. [Hz]	2.2	2.3	2.3	2.3	2.3	2.4	2.3
Avg. Stride Length [m]	6.2	7.7	7.6	7.5	7.6	7.3	7.0



- [] Ranking at each section and finish
- .-.- No data available at this section
- NA No data available



Horse/Jockey Name	Our Magnus
Final Rank	4
Fastest Section Time (Section)	0:11.24 (400m)
Top Speed [km/h] (Section)	65.5 (400m)
Race State	Finished



Eagle Farm QLD Professional
Race 10: LADBROKES MATES MODE POTS BENCHMARK 78
Handicap - 1400m

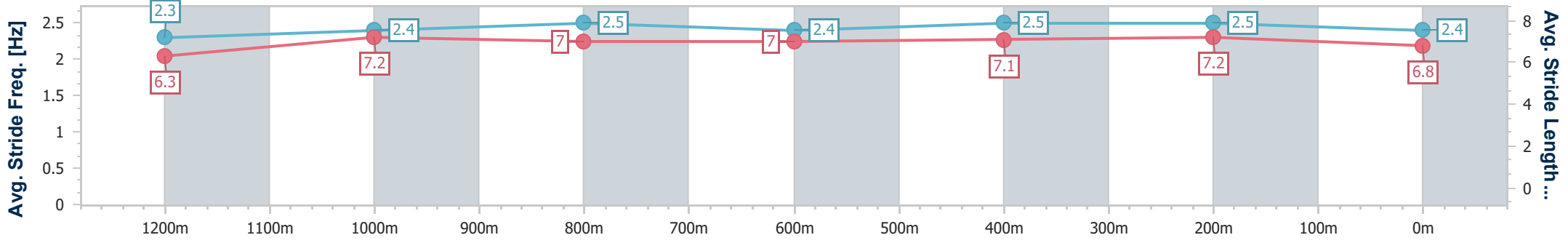
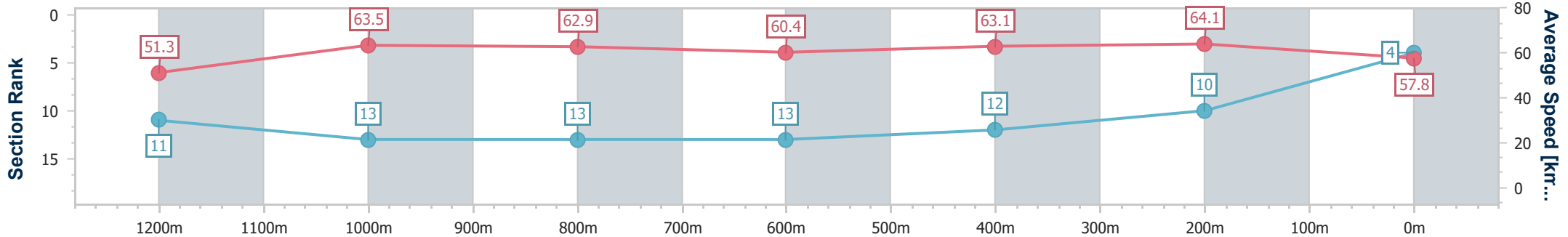
15 February 2025 - 17:50

Track Rating: Soft 6, Weather: Overcast, Rail Position: +0.5m Entire



BRISBANE
RACING CLUB

Section	Overall	1200m	1000m	800m	600m	400m	200m
Section Times	1:24.10 [4] (0:14.10)	1:10.00 [11] (0:11.35)	0:58.65 [13] (0:11.56)	0:47.09 [13] (0:11.91)	0:35.18 [13] (0:11.53)	0:23.65 [12] (0:11.24)	0:12.41 [10] (0:12.41)
Average Speed [km/h]	51.3	63.5	62.9	60.4	63.1	64.1	57.8
Top Speed [km/h]	64.9	64.3	64.6	61.8	64.5	65.5	61.6
Avg. Dist. to Rail [m]	3.9	3.6	1.8	0.3	1.9	10.1	14.4
Avg. Stride Freq. [Hz]	2.3	2.4	2.5	2.4	2.5	2.5	2.4
Avg. Stride Length [m]	6.3	7.2	7.0	7.0	7.1	7.2	6.8



- [] Ranking at each section and finish
- .-.- No data available at this section
- NA No data available



Horse/Jockey Name	Set To Shine
Final Rank	5
Fastest Section Time (Section)	0:10.94 (1200m)
Top Speed [km/h] (Section)	66.7 (1200m)
Race State	Finished



Eagle Farm QLD Professional
Race 10: LADBROKES MATES MODE POTS BENCHMARK 78
Handicap - 1400m

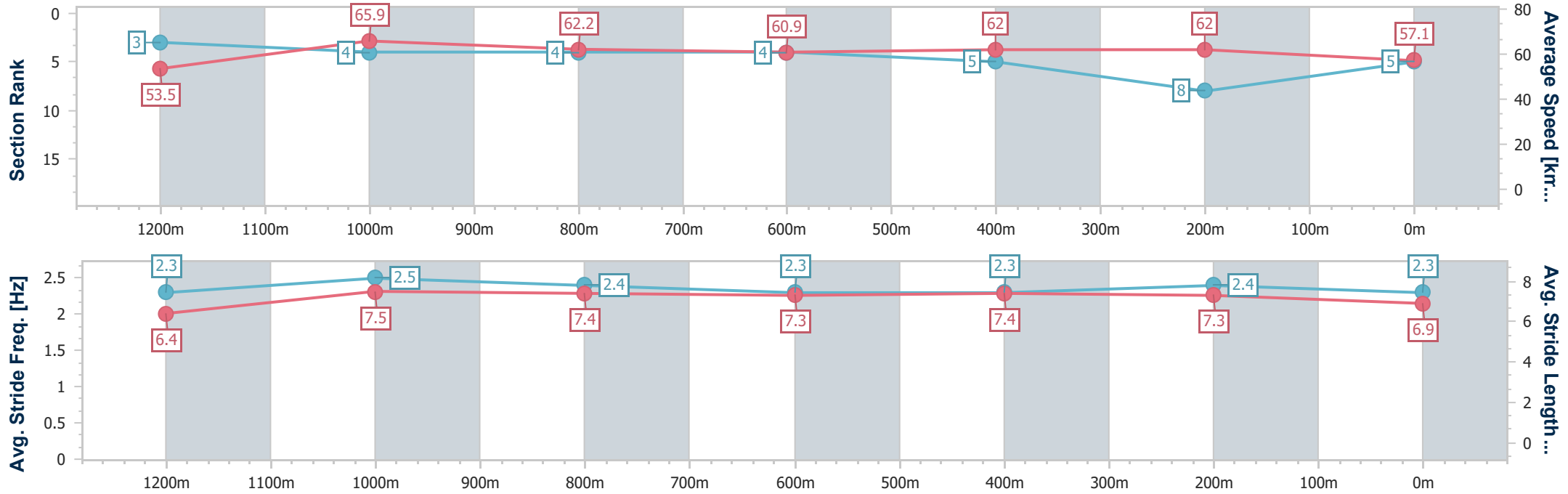
15 February 2025 - 17:50

Track Rating: Soft 6, Weather: Overcast, Rail Position: +0.5m Entire



BRISBANE
RACING CLUB

Section	Overall	1200m	1000m	800m	600m	400m	200m
Section Times	1:24.14 [5] (0:13.50)	1:10.64 [3] (0:10.94)	0:59.70 [4] (0:11.72)	0:47.98 [4] (0:11.88)	0:36.10 [4] (0:11.86)	0:24.24 [5] (0:11.63)	0:12.61 [8] (0:12.61)
Average Speed [km/h]	53.5	65.9	62.2	60.9	62.0	62.0	57.1
Top Speed [km/h]	66.2	66.7	65.2	63.2	64.0	64.6	59.0
Avg. Dist. to Rail [m]	6.4	2.8	1.9	1.3	4.6	11.6	11.4
Avg. Stride Freq. [Hz]	2.3	2.5	2.4	2.3	2.3	2.4	2.3
Avg. Stride Length [m]	6.4	7.5	7.4	7.3	7.4	7.3	6.9



- [] Ranking at each section and finish
- .-.- No data available at this section
- NA No data available



Horse/Jockey Name	Art By Concorde
Final Rank	6
Fastest Section Time (Section)	0:11.03 (1200m)
Top Speed [km/h] (Section)	66.8 (1200m)
Race State	Finished

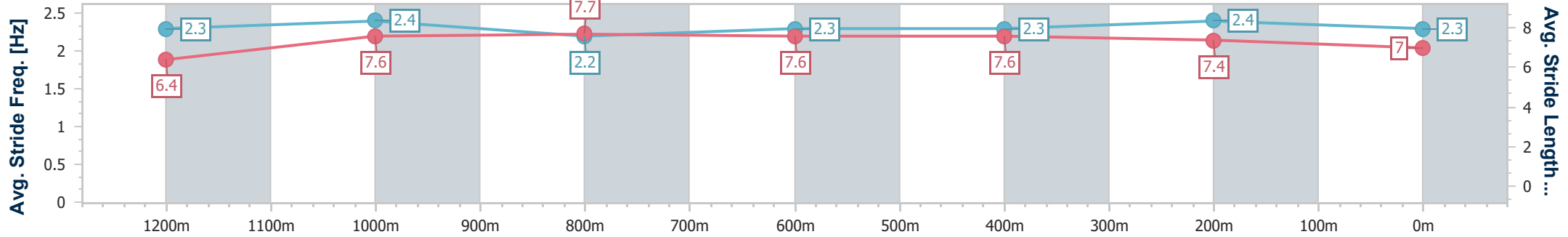
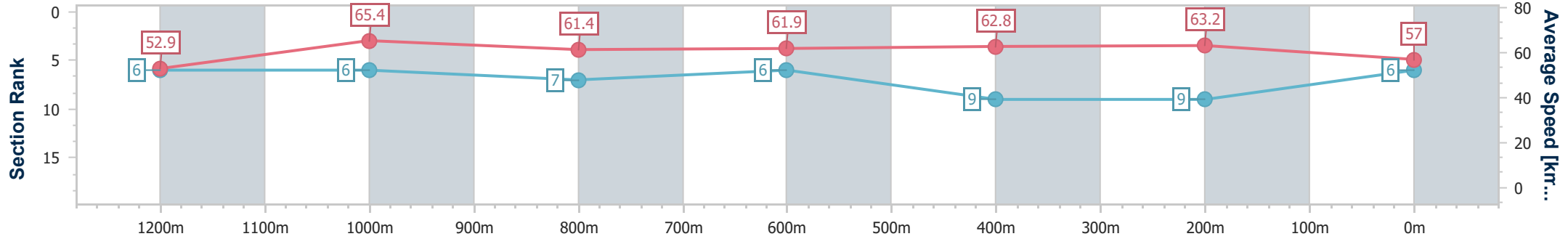


Eagle Farm QLD Professional
 Race 10: LADBROKES MATES MODE POTS BENCHMARK 78
 Handicap - 1400m
 15 February 2025 - 17:50
 Track Rating: Soft 6, Weather: Overcast, Rail Position: +0.5m Entire



BRISBANE
 RACING CLUB

Section	Overall	1200m	1000m	800m	600m	400m	200m
Section Times	1:24.21 [6] (0:13.65)	1:10.56 [6] (0:11.03)	0:59.53 [6] (0:11.88)	0:47.65 [7] (0:11.76)	0:35.89 [6] (0:11.85)	0:24.04 [9] (0:11.40)	0:12.64 [9] (0:12.64)
Average Speed [km/h]	52.9	65.4	61.4	61.9	62.8	63.2	57.0
Top Speed [km/h]	64.9	66.8	64.8	63.1	65.1	65.2	61.2
Avg. Dist. to Rail [m]	5.8	3.7	2.9	2.0	6.7	15.4	16.6
Avg. Stride Freq. [Hz]	2.3	2.4	2.2	2.3	2.3	2.4	2.3
Avg. Stride Length [m]	6.4	7.6	7.7	7.6	7.6	7.4	7.0



- [] Ranking at each section and finish
- .-.- No data available at this section
- NA No data available



Horse/Jockey Name	Prime Asset
Final Rank	7
Fastest Section Time (Section)	0:10.62 (1200m)
Top Speed [km/h] (Section)	69.5 (1200m)
Race State	Finished



Eagle Farm QLD Professional
Race 10: LADBROKES MATES MODE POTS BENCHMARK 78
Handicap - 1400m

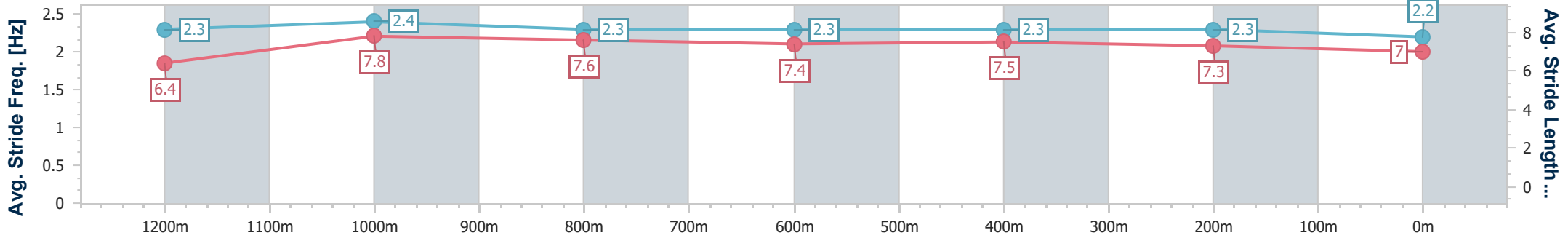
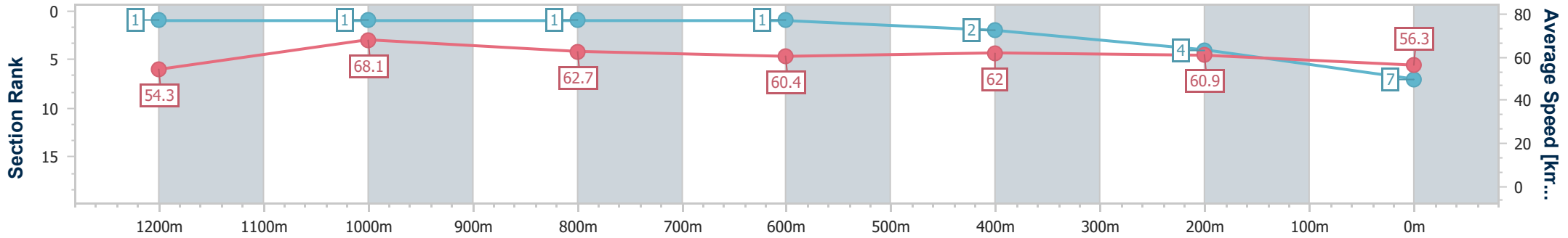


BRISBANE
RACING CLUB

15 February 2025 - 17:50

Track Rating: Soft 6, Weather: Overcast, Rail Position: +0.5m Entire

Section	Overall	1200m	1000m	800m	600m	400m	200m
Section Times	1:24.24 [7] (0:13.39)	1:10.85 [1] (0:10.62)	1:00.23 [1] (0:11.67)	0:48.56 [1] (0:12.07)	0:36.49 [1] (0:11.88)	0:24.61 [2] (0:11.81)	0:12.80 [4] (0:12.80)
Average Speed [km/h]	54.3	68.1	62.7	60.4	62.0	60.9	56.3
Top Speed [km/h]	68.9	69.5	65.2	61.7	62.7	62.7	58.6
Avg. Dist. to Rail [m]	11.7	6.9	3.8	2.5	4.8	11.5	11.6
Avg. Stride Freq. [Hz]	2.3	2.4	2.3	2.3	2.3	2.3	2.2
Avg. Stride Length [m]	6.4	7.8	7.6	7.4	7.5	7.3	7.0



- [] Ranking at each section and finish
- .-.- No data available at this section
- NA No data available



Horse/Jockey Name	Centrestone
Final Rank	8
Fastest Section Time (Section)	0:10.65 (1200m)
Top Speed [km/h] (Section)	69.6 (1200m)
Race State	Finished



Eagle Farm QLD Professional
Race 10: LADBROKES MATES MODE POTS BENCHMARK 78
Handicap - 1400m

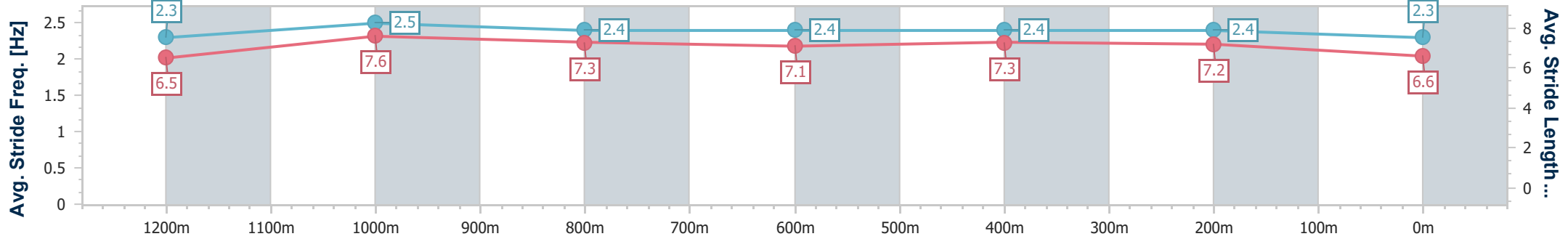
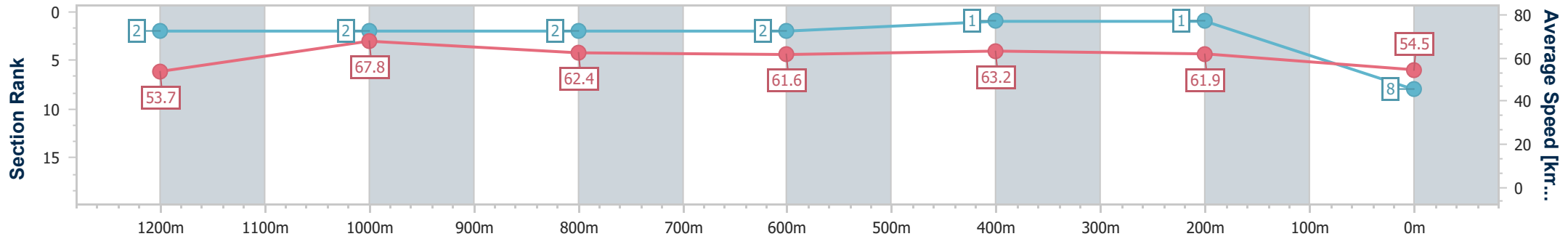
15 February 2025 - 17:50

Track Rating: Soft 6, Weather: Overcast, Rail Position: +0.5m Entire



BRISBANE
RACING CLUB

Section	Overall	1200m	1000m	800m	600m	400m	200m
Section Times	1:24.34 [8] (0:13.47)	1:10.87 [2] (0:10.65)	1:00.22 [2] (0:11.80)	0:48.42 [2] (0:11.86)	0:36.56 [2] (0:11.69)	0:24.87 [1] (0:11.59)	0:13.28 [1] (0:13.28)
Average Speed [km/h]	53.7	67.8	62.4	61.6	63.2	61.9	54.5
Top Speed [km/h]	68.6	69.6	63.9	62.7	64.0	63.9	58.9
Avg. Dist. to Rail [m]	10.4	7.7	3.9	3.0	5.0	10.7	10.2
Avg. Stride Freq. [Hz]	2.3	2.5	2.4	2.4	2.4	2.4	2.3
Avg. Stride Length [m]	6.5	7.6	7.3	7.1	7.3	7.2	6.6



- [] Ranking at each section and finish
- .-.- No data available at this section
- NA No data available



Horse/Jockey Name	Light Of Boom
Final Rank	9
Fastest Section Time (Section)	0:10.70 (1200m)
Top Speed [km/h] (Section)	69.1 (1200m)
Race State	Finished



Eagle Farm QLD Professional
 Race 10: LADBROKES MATES MODE POTS BENCHMARK 78
 Handicap - 1400m

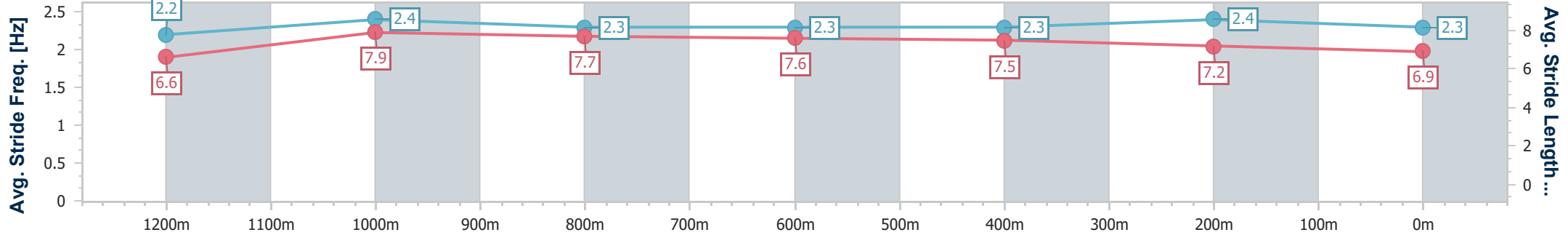
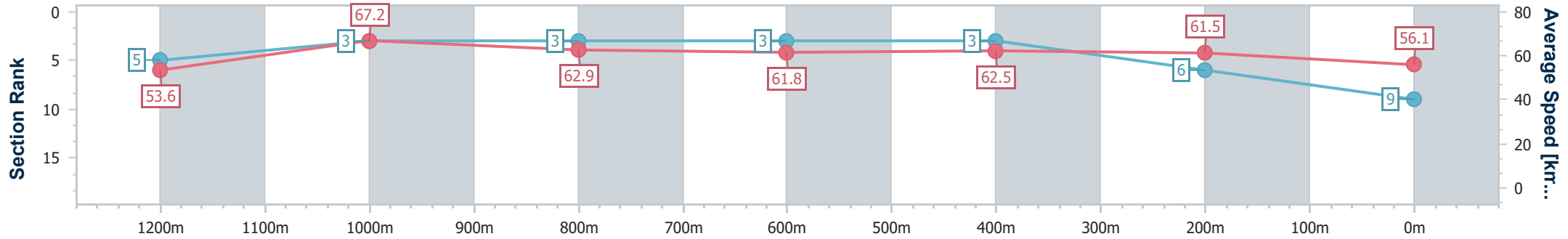


BRISBANE
 RACING CLUB

15 February 2025 - 17:50

Track Rating: Soft 6, Weather: Overcast, Rail Position: +0.5m Entire

Section	Overall	1200m	1000m	800m	600m	400m	200m
Section Times	1:24.36 [9] (0:13.56)	1:10.80 [5] (0:10.70)	1:00.10 [3] (0:11.71)	0:48.39 [3] (0:11.88)	0:36.51 [3] (0:11.95)	0:24.56 [3] (0:11.69)	0:12.87 [6] (0:12.87)
Average Speed [km/h]	53.6	67.2	62.9	61.8	62.5	61.5	56.1
Top Speed [km/h]	67.2	69.1	64.7	62.8	64.6	63.5	60.0
Avg. Dist. to Rail [m]	9.2	6.0	4.1	4.4	7.2	13.4	12.9
Avg. Stride Freq. [Hz]	2.2	2.4	2.3	2.3	2.3	2.4	2.3
Avg. Stride Length [m]	6.6	7.9	7.7	7.6	7.5	7.2	6.9



- [] Ranking at each section and finish
- .-.- No data available at this section
- NA No data available



Horse/Jockey Name	Field Of Myrtle
Final Rank	10
Fastest Section Time (Section)	0:10.93 (1200m)
Top Speed [km/h] (Section)	67.0 (1200m)
Race State	Finished



Eagle Farm QLD Professional
Race 10: LADBROKES MATES MODE POTS BENCHMARK 78
Handicap - 1400m

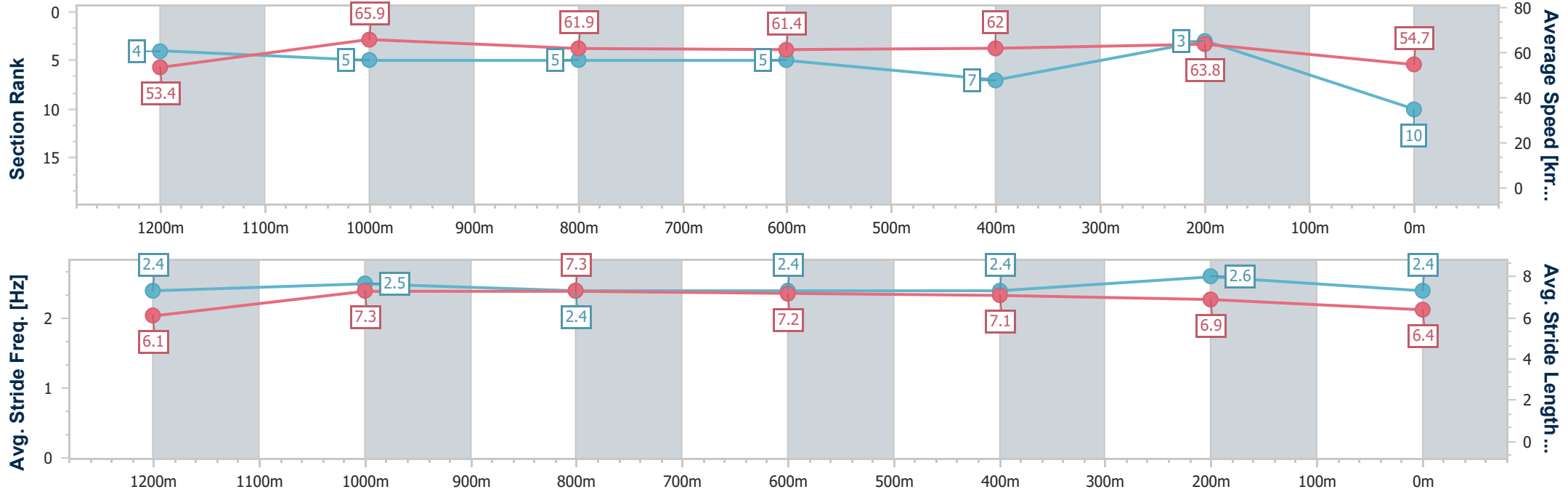


BRISBANE
RACING CLUB

15 February 2025 - 17:50

Track Rating: Soft 6, Weather: Overcast, Rail Position: +0.5m Entire

Section	Overall	1200m	1000m	800m	600m	400m	200m
Section Times	1:24.55 [10] (0:13.55)	1:11.00 [4] (0:10.93)	1:00.07 [5] (0:11.80)	0:48.27 [5] (0:11.83)	0:36.44 [5] (0:11.97)	0:24.47 [7] (0:11.32)	0:13.15 [3] (0:13.15)
Average Speed [km/h]	53.4	65.9	61.9	61.4	62.0	63.8	54.7
Top Speed [km/h]	66.5	67.0	63.9	62.9	64.6	65.9	59.6
Avg. Dist. to Rail [m]	7.8	4.4	2.6	1.9	6.2	15.1	15.0
Avg. Stride Freq. [Hz]	2.4	2.5	2.4	2.4	2.4	2.6	2.4
Avg. Stride Length [m]	6.1	7.3	7.3	7.2	7.1	6.9	6.4



- [] Ranking at each section and finish
- .-.- No data available at this section
- NA No data available



Horse/Jockey Name	Ivan's Hero
Final Rank	11
Fastest Section Time (Section)	0:11.29 (1200m)
Top Speed [km/h] (Section)	64.8 (1200m)
Race State	Finished

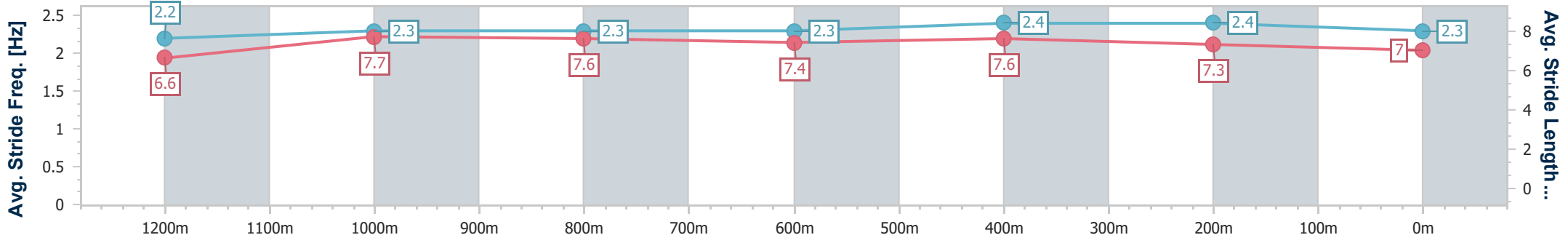
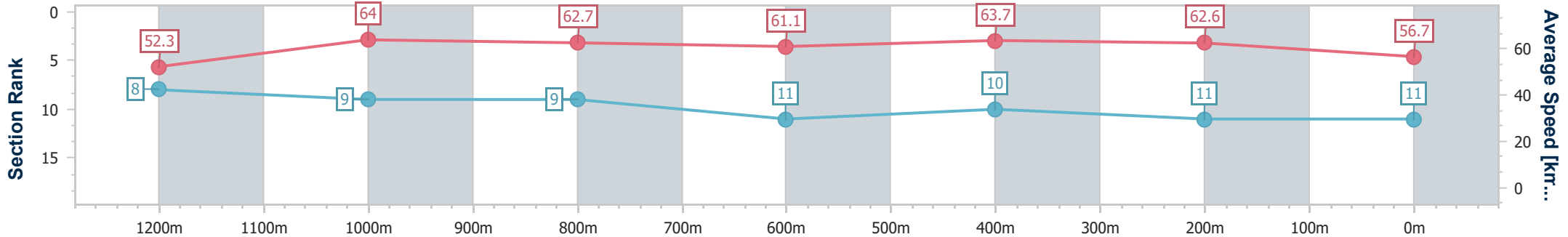


Eagle Farm QLD Professional
 Race 10: LADBROKES MATES MODE POTS BENCHMARK 78
 Handicap - 1400m
 15 February 2025 - 17:50
 Track Rating: Soft 6, Weather: Overcast, Rail Position: +0.5m Entire



BRISBANE
 RACING CLUB

Section	Overall	1200m	1000m	800m	600m	400m	200m
Section Times	1:24.58 [11] (0:13.82)	1:10.76 [8] (0:11.29)	0:59.47 [9] (0:11.68)	0:47.79 [9] (0:11.93)	0:35.86 [11] (0:11.65)	0:24.21 [10] (0:11.48)	0:12.73 [11] (0:12.73)
Average Speed [km/h]	52.3	64.0	62.7	61.1	63.7	62.6	56.7
Top Speed [km/h]	63.5	64.8	63.8	62.4	64.7	64.4	61.4
Avg. Dist. to Rail [m]	6.2	4.5	3.5	3.1	6.2	16.5	18.4
Avg. Stride Freq. [Hz]	2.2	2.3	2.3	2.3	2.4	2.4	2.3
Avg. Stride Length [m]	6.6	7.7	7.6	7.4	7.6	7.3	7.0



- [] Ranking at each section and finish
- .-.- No data available at this section
- NA No data available



Horse/Jockey Name	Selling Sunset
Final Rank	12
Fastest Section Time (Section)	0:11.19 (1200m)
Top Speed [km/h] (Section)	65.8 (1200m)
Race State	Finished

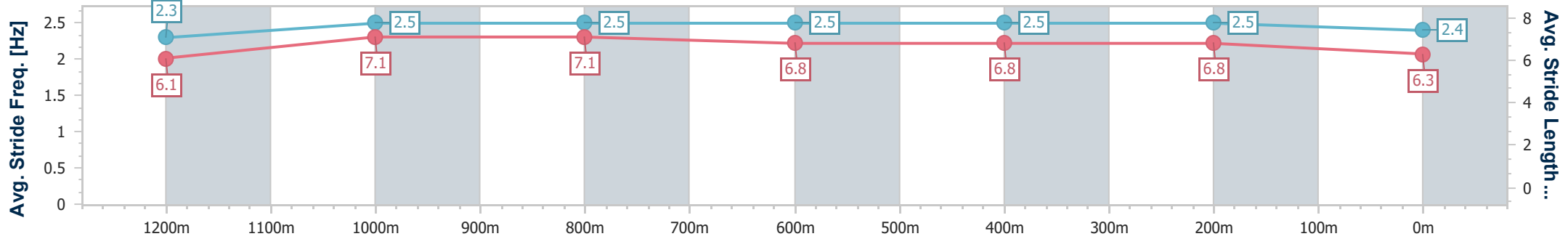
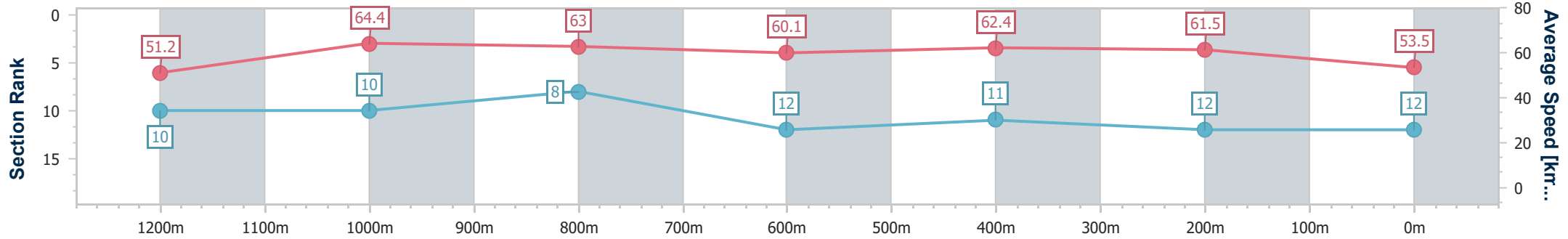


Eagle Farm QLD Professional
 Race 10: LADBROKES MATES MODE POTS BENCHMARK 78
 Handicap - 1400m
 15 February 2025 - 17:50
 Track Rating: Soft 6, Weather: Overcast, Rail Position: +0.5m Entire



BRISBANE
 RACING CLUB

Section	Overall	1200m	1000m	800m	600m	400m	200m
Section Times	1:25.54 [12] (0:14.09)	1:11.45 [10] (0:11.19)	1:00.26 [10] (0:11.50)	0:48.76 [8] (0:11.98)	0:36.78 [12] (0:11.61)	0:25.17 [11] (0:11.71)	0:13.46 [12] (0:13.46)
Average Speed [km/h]	51.2	64.4	63.0	60.1	62.4	61.5	53.5
Top Speed [km/h]	64.8	65.8	63.9	62.5	64.2	64.3	57.9
Avg. Dist. to Rail [m]	2.5	2.6	1.1	1.4	0.9	6.6	9.0
Avg. Stride Freq. [Hz]	2.3	2.5	2.5	2.5	2.5	2.5	2.4
Avg. Stride Length [m]	6.1	7.1	7.1	6.8	6.8	6.8	6.3



- [] Ranking at each section and finish
- .-.- No data available at this section
- NA No data available



Horse/Jockey Name	Billionair Baby
Final Rank	13
Fastest Section Time (Section)	0:10.98 (1200m)
Top Speed [km/h] (Section)	66.8 (1200m)
Race State	Finished



Eagle Farm QLD Professional
Race 10: LADBROKES MATES MODE POTS BENCHMARK 78
Handicap - 1400m

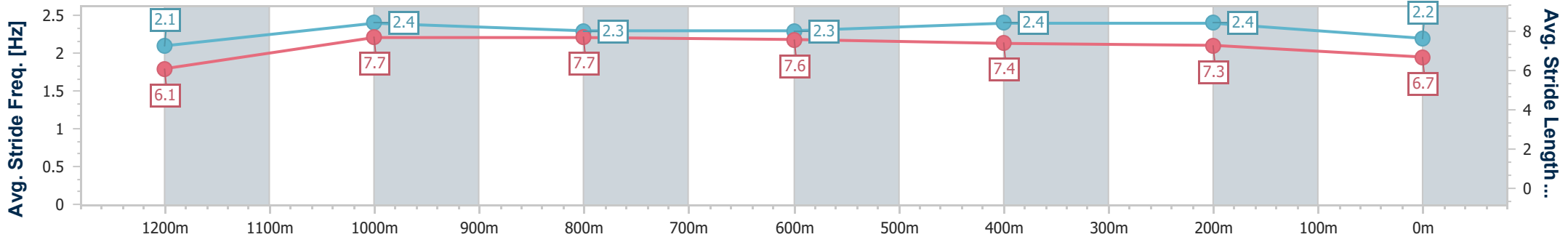
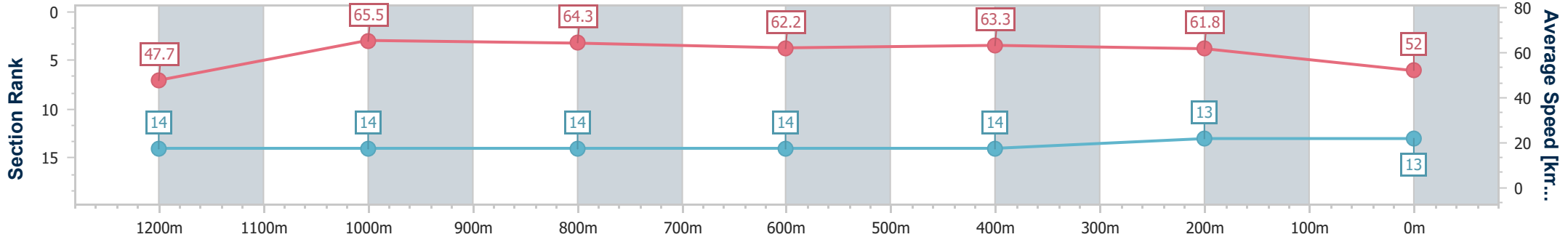


BRISBANE
RACING CLUB

15 February 2025 - 17:50

Track Rating: Soft 6, Weather: Overcast, Rail Position: +0.5m Entire

Section	Overall	1200m	1000m	800m	600m	400m	200m
Section Times	1:26.08 [13] (0:15.15)	1:10.93 [14] (0:10.98)	0:59.95 [14] (0:11.18)	0:48.77 [14] (0:11.62)	0:37.15 [14] (0:11.65)	0:25.50 [14] (0:11.65)	0:13.85 [13] (0:13.85)
Average Speed [km/h]	47.7	65.5	64.3	62.2	63.3	61.8	52.0
Top Speed [km/h]	64.4	66.8	65.8	64.3	64.4	64.0	58.9
Avg. Dist. to Rail [m]	2.5	2.0	0.8	1.2	4.8	10.8	11.3
Avg. Stride Freq. [Hz]	2.1	2.4	2.3	2.3	2.4	2.4	2.2
Avg. Stride Length [m]	6.1	7.7	7.7	7.6	7.4	7.3	6.7



- [] Ranking at each section and finish
- .-.- No data available at this section
- NA No data available



Horse/Jockey Name	Givara
Final Rank	14
Fastest Section Time (Section)	0:11.09 (1200m)
Top Speed [km/h] (Section)	66.0 (1200m)
Race State	Finished



Eagle Farm QLD Professional
Race 10: LADBROKES MATES MODE POTS BENCHMARK 78
Handicap - 1400m

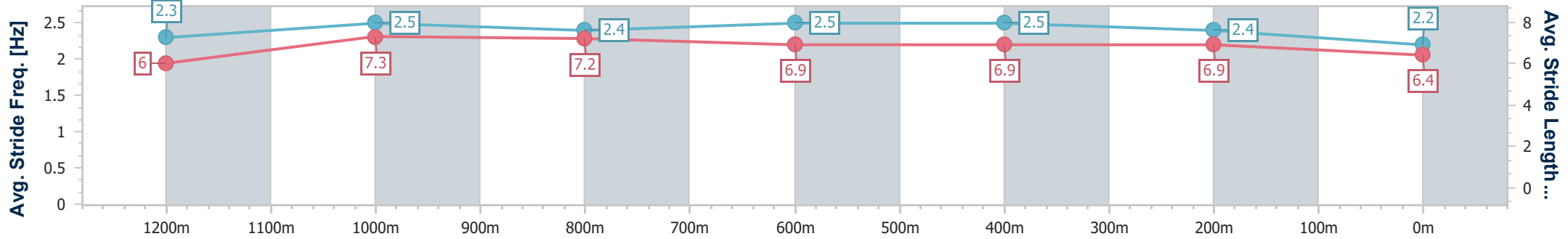
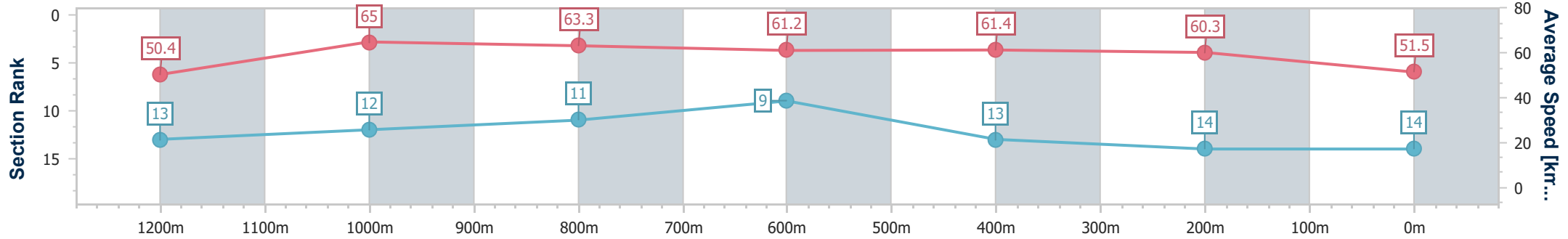


BRISBANE
RACING CLUB

15 February 2025 - 17:50

Track Rating: Soft 6, Weather: Overcast, Rail Position: +0.5m Entire

Section	Overall	1200m	1000m	800m	600m	400m	200m
Section Times	1:26.38 [14] (0:14.29)	1:12.09 [13] (0:11.09)	1:01.00 [12] (0:11.47)	0:49.53 [11] (0:11.86)	0:37.67 [9] (0:11.77)	0:25.90 [13] (0:11.94)	0:13.96 [14] (0:13.96)
Average Speed [km/h]	50.4	65.0	63.3	61.2	61.4	60.3	51.5
Top Speed [km/h]	65.6	66.0	65.0	62.7	62.3	61.6	58.9
Avg. Dist. to Rail [m]	3.7	2.5	1.1	1.6	1.3	6.1	6.9
Avg. Stride Freq. [Hz]	2.3	2.5	2.4	2.5	2.5	2.4	2.2
Avg. Stride Length [m]	6.0	7.3	7.2	6.9	6.9	6.9	6.4



- [] Ranking at each section and finish
- .-.- No data available at this section
- NA No data available