



# Townsville QLD Professional

## Race 1: LADBROKES FORM GENIUS BENCHMARK 60 Handicap - 1400m

20 February 2025 - 13:48



Track Rating: Good 4, Weather: Fine, Rail Position: +4m 1000m-WP, True Remainder

Section	Field Times	Overall	1200m	1000m	800m	600m	400m	Last 600m				
		1:23.38 (0:14.37)	1:09.01 (0:11.24)	0:57.77 (0:11.58)	0:46.19 (0:11.45)	0:34.74 (0:11.43)	0:23.31 (0:11.37)	0:34.74				
Rank	TAB Horse/Jockey	Barrier	Top Speed [km/h]	Fastest Section					Distance Travelled [m]			
1	5 <b>READ 'EM AND WEEP</b> Justin Stanley	5	66.5	0:11.17	1:23.38 [1] (0:14.73)	1:08.65 [4] (0:11.17)	0:57.48 [4] (0:11.54)	0:45.94 [4] (0:11.54)	0:34.40 [4] (0:11.36)	0:23.04 [3] (0:11.28)	0:34.40	
2	4 <b>DECRYPTING GOLD</b> Ashley Butler	4	65.9	0:11.24	1:23.46 [2] (0:14.37)	1:09.09 [1] (0:11.24)	0:57.85 [1] (0:11.58)	0:46.27 [1] (0:11.50)	0:34.77 [2] (0:11.41)	0:23.36 [2] (0:11.34)	0:34.77	-3
3	2 <b>JOE'S GIGGLE</b> Denicious Smith	1	65.9	0:11.24	1:23.63 [3] (0:14.56)	1:09.07 [2] (0:11.24)	0:57.83 [3] (0:11.61)	0:46.22 [3] (0:11.50)	0:34.72 [3] (0:11.45)	0:23.27 [4] (0:11.33)	0:34.72	-5
4	1 <b>ACCLIMATISE</b> Micheal McDonald	2	66.1	0:11.13	1:23.65 [4] (0:14.62)	1:09.03 [3] (0:11.13)	0:57.90 [2] (0:11.48)	0:46.42 [2] (0:11.41)	0:35.01 [1] (0:11.43)	0:23.58 [1] (0:11.47)	0:35.01	-7
5	6 <b>ELLEVES</b> Nathan Thomas	6	65.8	0:11.24	1:24.06 [5] (0:14.97)	1:09.09 [6] (0:11.24)	0:57.85 [6] (0:11.46)	0:46.39 [6] (0:11.50)	0:34.89 [6] (0:11.32)	0:23.57 [6] (0:11.41)	0:34.89	+2
6	3 <b>FANG IT</b> Graham Kliese	3	66.2	0:11.34	1:24.09 [6] (0:14.76)	1:09.33 [5] (0:11.34)	0:57.99 [5] (0:11.54)	0:46.45 [5] (0:11.48)	0:34.97 [5] (0:11.36)	0:23.61 [5] (0:11.44)	0:34.97	-4

Scratched: Eyes Are Lion (#7)

[ ] Ranking at each section and finish  
 -:-:- No data available at this section  
 NA No data available

SCN Saddle cloth number  
 DNF Did not finish  
 DNT Did not track



# Townsville QLD Professional

## Race 1: LADBROKES FORM GENIUS BENCHMARK 60 Handicap - 1400m

20 February 2025 - 13:48



Track Rating: Good 4, Weather: Fine, Rail Position: +4m 1000m-WP, True Remainder

Section				200m				Last 600m	
Field Times				0:11.94 (0:11.94)				0:34.74	
Rank	TAB	Horse/Jockey	Barrier	Top Speed [km/h]	Fastest Section	Margin			Distance Travelled [m]
1	5	<b>READ 'EM AND WEEP</b> Justin Stanley	5	66.5 Overall	0:11.17 1200m	0:11.76 [3] (0:11.76)	1:23.38		0:34.40
2	4	<b>DECRYPTING GOLD</b> Ashley Butler	4	65.9 Overall	0:11.24 1200m	0:12.02 [1] (0:12.02)	0.46L		0:34.77 -3
3	2	<b>JOE'S GIGGLE</b> Denicious Smith	1	65.9 1200m	0:11.24 1200m	0:11.94 [4] (0:11.94)	1.42L		0:34.72 -5
4	1	<b>ACCLIMATISE</b> Micheal McDonald	2	66.1 Overall	0:11.13 1200m	0:12.11 [2] (0:12.11)	1.59L		0:35.01 -7
5	6	<b>ELLEVES</b> Nathan Thomas	6	65.8 1200m	0:11.24 1200m	0:12.16 [5] (0:12.16)	3.98L		0:34.89 +2
6	3	<b>FANG IT</b> Graham Kliese	3	66.2 Overall	0:11.34 1200m	0:12.17 [6] (0:12.17)	4.18L		0:34.97 -4

Scratched: Eyes Are Lion (#7)

[ ] Ranking at each section and finish  
 -:-:-:- No data available at this section  
 NA No data available

SCN Saddle cloth number  
 DNF Did not finish  
 DNT Did not track



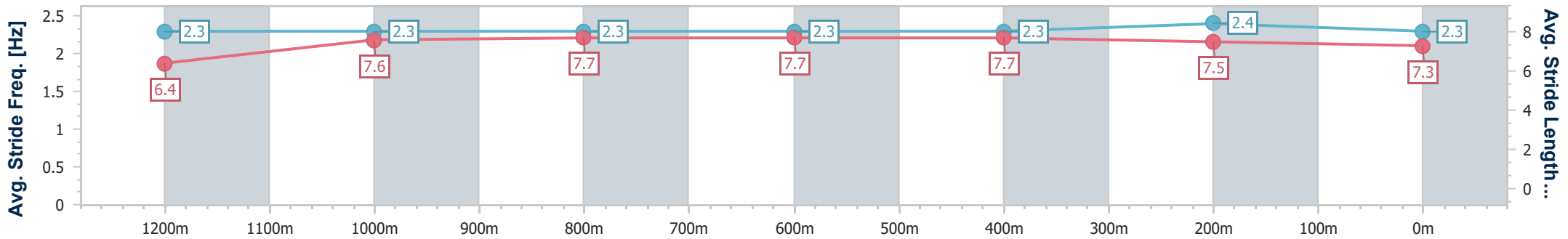
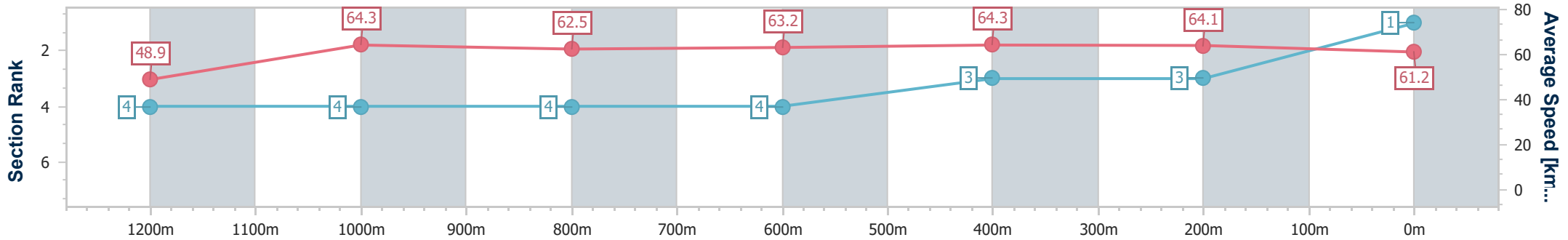
Horse/Jockey Name	Read 'Em And Weep
Final Rank	1
Fastest Section Time (Section)	0:11.17 (1200m)
Top Speed [km/h] (Section)	66.5 (Overall)
Race State	Finished



Townsville QLD Professional  
 Race 1: LADBROKES FORM GENIUS BENCHMARK 60  
 Handicap - 1400m  
 20 February 2025 - 13:48  
 Track Rating: Good 4, Weather: Fine, Rail Position: +4m 1000m-WP,  
 True Remainder



Section	Overall	1200m	1000m	800m	600m	400m	200m						
Section Times	1:23.38 [1] (0:14.73)	1:08.65 [4] (0:11.17)	0:57.48 [4] (0:11.54)	0:45.94 [4] (0:11.54)	0:34.40 [4] (0:11.36)	0:23.04 [3] (0:11.28)	0:11.76 [3] (0:11.76)						
Average Speed [km/h]	48.9	64.3	62.5	63.2	64.3	64.1	61.2						
Top Speed [km/h]	66.5	65.5	63.9	63.9	65.8	65.8	63.3						
Avg. Dist. to Rail [m]	4.9	1.6	1.8	2.7	2.9	2.8	2.1						
Avg. Stride Freq. [Hz]	2.3	2.3	2.3	2.3	2.3	2.4	2.3						
Avg. Stride Length [m]	6.4	7.6	7.7	7.7	7.7	7.5	7.3						



- [ ] Ranking at each section and finish
- .-.- No data available at this section
- NA No data available



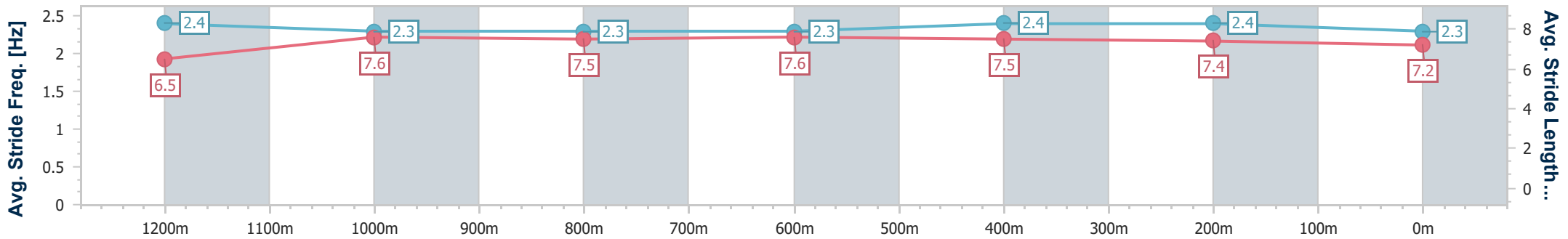
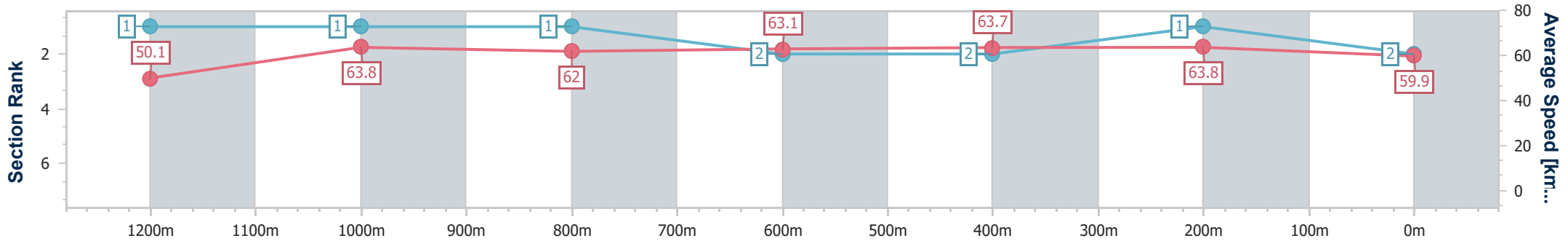
Horse/Jockey Name	Decrypting Gold
Final Rank	2
Fastest Section Time (Section)	0:11.24 (1200m)
Top Speed [km/h] (Section)	65.9 (Overall)
Race State	Finished



Townsville QLD Professional  
 Race 1: LADBROKES FORM GENIUS BENCHMARK 60  
 Handicap - 1400m  
 20 February 2025 - 13:48  
 Track Rating: Good 4, Weather: Fine, Rail Position: +4m 1000m-WP,  
 True Remainder



Section	Overall	1200m	1000m	800m	600m	400m	200m
Section Times	1:23.46 [2] (0:14.37)	1:09.09 [1] (0:11.24)	0:57.85 [1] (0:11.58)	0:46.27 [1] (0:11.50)	0:34.77 [2] (0:11.41)	0:23.36 [2] (0:11.34)	0:12.02 [1] (0:12.02)
Average Speed [km/h]	50.1	63.8	62.0	63.1	63.7	63.8	59.9
Top Speed [km/h]	65.9	65.5	62.8	64.4	65.1	65.1	62.3
Avg. Dist. to Rail [m]	3.8	1.5	1.8	1.5	2.0	2.5	1.9
Avg. Stride Freq. [Hz]	2.4	2.3	2.3	2.3	2.4	2.4	2.3
Avg. Stride Length [m]	6.5	7.6	7.5	7.6	7.5	7.4	7.2



- [ ] Ranking at each section and finish
- .-.- No data available at this section
- NA No data available



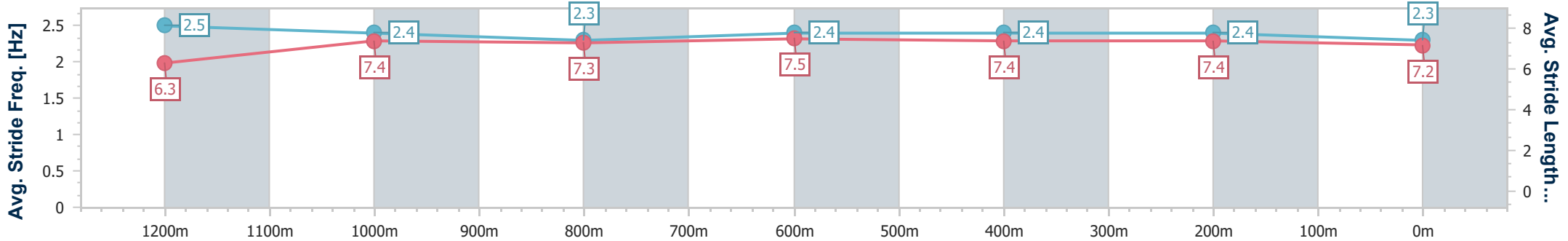
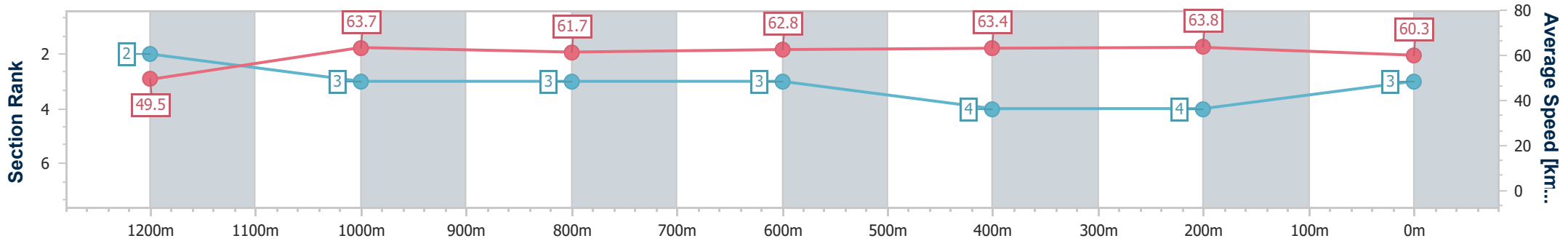
Horse/Jockey Name	Joe's Giggle
Final Rank	3
Fastest Section Time (Section)	0:11.24 (1200m)
Top Speed [km/h] (Section)	65.9 (1200m)
Race State	Finished



Townsville QLD Professional  
 Race 1: LADBROKES FORM GENIUS BENCHMARK 60  
 Handicap - 1400m  
 20 February 2025 - 13:48  
 Track Rating: Good 4, Weather: Fine, Rail Position: +4m 1000m-WP,  
 True Remainder



Section	Overall	1200m	1000m	800m	600m	400m	200m
Section Times	1:23.63 [3] (0:14.56)	1:09.07 [2] (0:11.24)	0:57.83 [3] (0:11.61)	0:46.22 [3] (0:11.50)	0:34.72 [3] (0:11.45)	0:23.27 [4] (0:11.33)	0:11.94 [4] (0:11.94)
Average Speed [km/h]	49.5	63.7	61.7	62.8	63.4	63.8	60.3
Top Speed [km/h]	65.8	65.9	62.7	64.2	64.9	64.9	62.0
Avg. Dist. to Rail [m]	1.7	1.7	1.7	0.8	1.5	2.2	3.5
Avg. Stride Freq. [Hz]	2.5	2.4	2.3	2.4	2.4	2.4	2.3
Avg. Stride Length [m]	6.3	7.4	7.3	7.5	7.4	7.4	7.2



- [ ] Ranking at each section and finish
- .-.- No data available at this section
- NA No data available



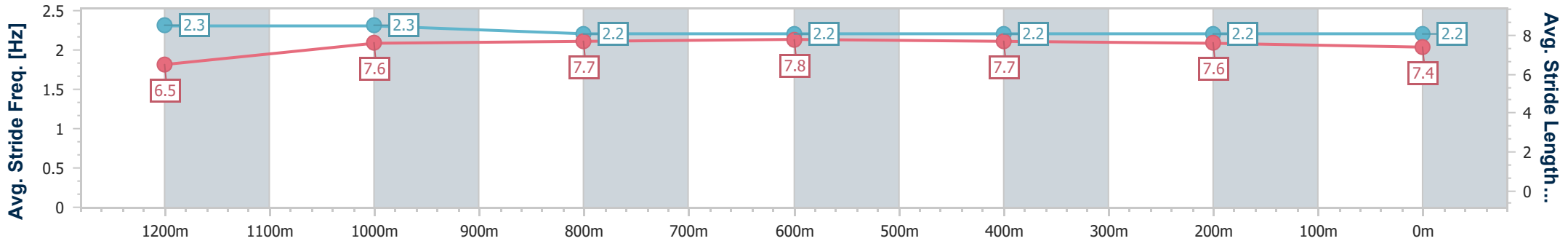
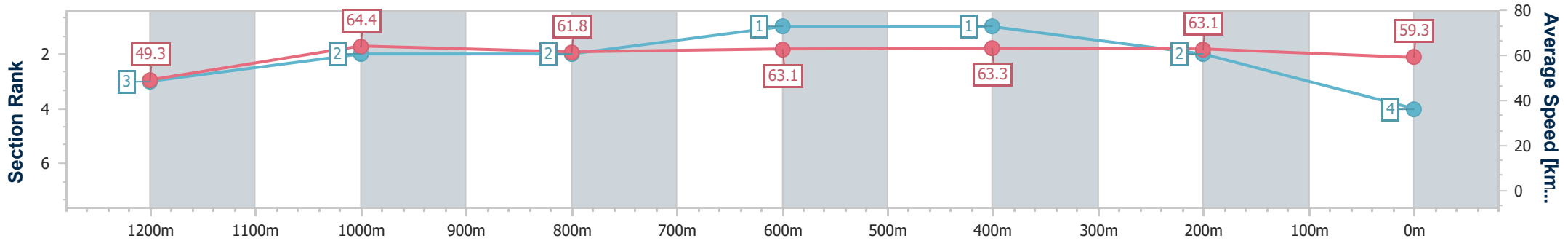
Horse/Jockey Name	Acclimatise
Final Rank	4
Fastest Section Time (Section)	0:11.13 (1200m)
Top Speed [km/h] (Section)	66.1 (Overall)
Race State	Finished



Townsville QLD Professional  
 Race 1: LADBROKES FORM GENIUS BENCHMARK 60  
 Handicap - 1400m  
 20 February 2025 - 13:48  
 Track Rating: Good 4, Weather: Fine, Rail Position: +4m 1000m-WP,  
 True Remainder



Section	Overall	1200m	1000m	800m	600m	400m	200m
Section Times	1:23.65 [4] (0:14.62)	1:09.03 [3] (0:11.13)	0:57.90 [2] (0:11.48)	0:46.42 [2] (0:11.41)	0:35.01 [1] (0:11.43)	0:23.58 [1] (0:11.47)	0:12.11 [2] (0:12.11)
Average Speed [km/h]	49.3	64.4	61.8	63.1	63.3	63.1	59.3
Top Speed [km/h]	66.1	66.0	62.5	63.6	64.2	63.9	61.6
Avg. Dist. to Rail [m]	2.4	2.4	3.0	0.6	1.4	1.7	0.7
Avg. Stride Freq. [Hz]	2.3	2.3	2.2	2.2	2.2	2.2	2.2
Avg. Stride Length [m]	6.5	7.6	7.7	7.8	7.7	7.6	7.4



- [ ] Ranking at each section and finish
- .-.- No data available at this section
- NA No data available



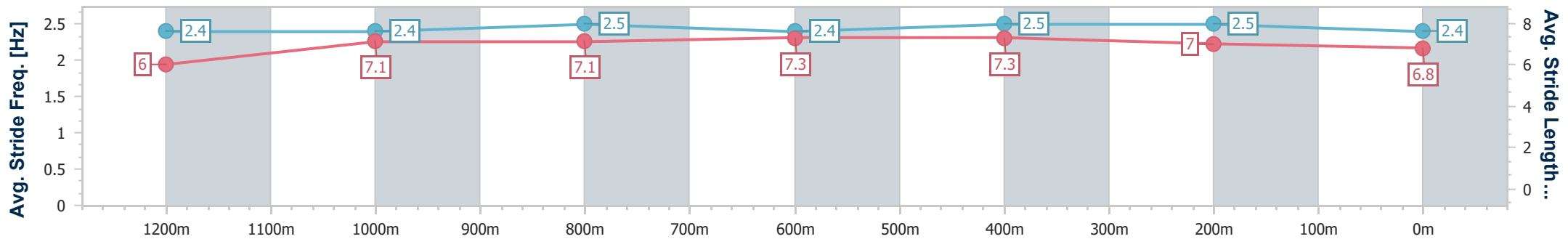
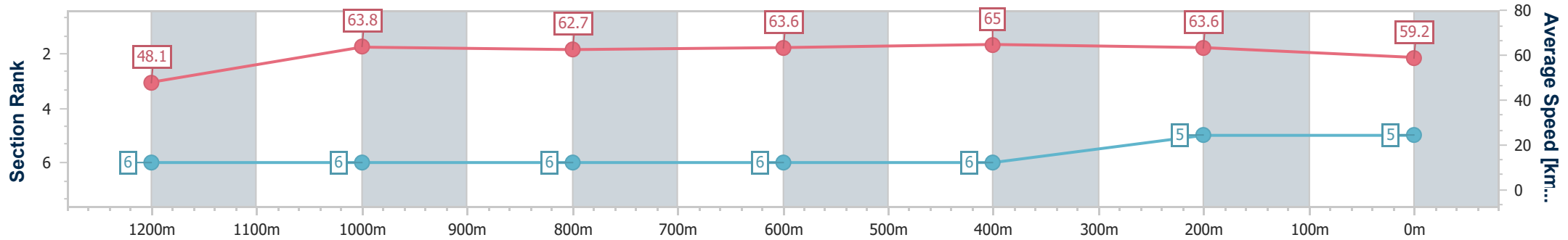
Horse/Jockey Name	Elleves
Final Rank	5
Fastest Section Time (Section)	0:11.24 (1200m)
Top Speed [km/h] (Section)	65.8 (1200m)
Race State	Finished



Townsville QLD Professional  
 Race 1: LADBROKES FORM GENIUS BENCHMARK 60  
 Handicap - 1400m  
 20 February 2025 - 13:48  
 Track Rating: Good 4, Weather: Fine, Rail Position: +4m 1000m-WP,  
 True Remainder



Section	Overall	1200m	1000m	800m	600m	400m	200m
Section Times	1:24.06 [5] (0:14.97)	1:09.09 [6] (0:11.24)	0:57.85 [6] (0:11.46)	0:46.39 [6] (0:11.50)	0:34.89 [6] (0:11.32)	0:23.57 [6] (0:11.41)	0:12.16 [5] (0:12.16)
Average Speed [km/h]	48.1	63.8	62.7	63.6	65.0	63.6	59.2
Top Speed [km/h]	65.3	65.8	64.4	64.4	65.8	65.5	62.2
Avg. Dist. to Rail [m]	4.3	1.4	2.0	3.6	4.1	5.7	5.4
Avg. Stride Freq. [Hz]	2.4	2.4	2.5	2.4	2.5	2.5	2.4
Avg. Stride Length [m]	6.0	7.1	7.1	7.3	7.3	7.0	6.8



- [ ] Ranking at each section and finish
- .-.- No data available at this section
- NA No data available



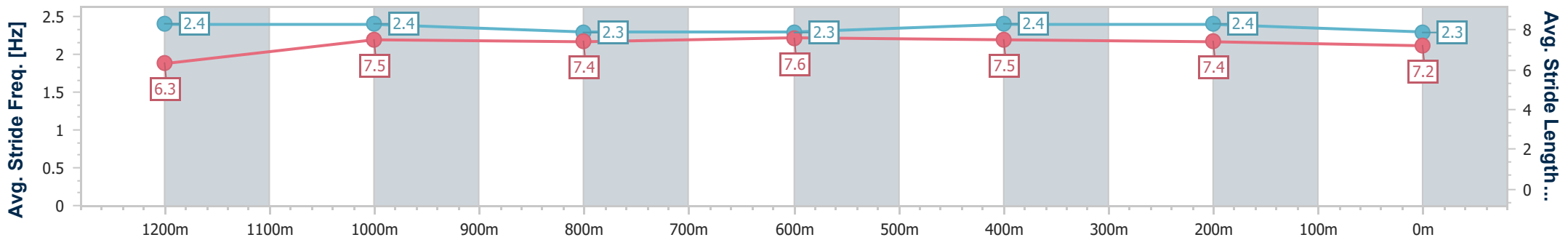
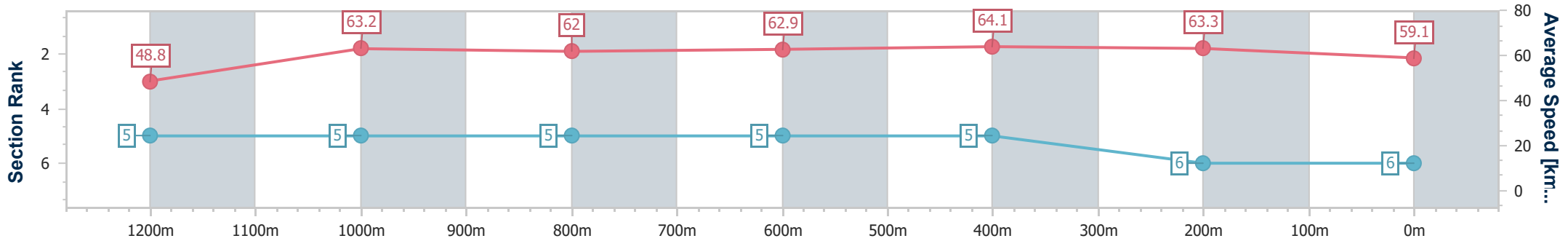
Horse/Jockey Name	Fang It
Final Rank	6
Fastest Section Time (Section)	0:11.34 (1200m)
Top Speed [km/h] (Section)	66.2 (Overall)
Race State	Finished



Townsville QLD Professional  
 Race 1: LADBROKES FORM GENIUS BENCHMARK 60  
 Handicap - 1400m  
 20 February 2025 - 13:48  
 Track Rating: Good 4, Weather: Fine, Rail Position: +4m 1000m-WP,  
 True Remainder



Section	Overall	1200m	1000m	800m	600m	400m	200m
Section Times	1:24.09 [6] (0:14.76)	1:09.33 [5] (0:11.34)	0:57.99 [5] (0:11.54)	0:46.45 [5] (0:11.48)	0:34.97 [5] (0:11.36)	0:23.61 [5] (0:11.44)	0:12.17 [6] (0:12.17)
Average Speed [km/h]	48.8	63.2	62.0	62.9	64.1	63.3	59.1
Top Speed [km/h]	66.2	66.2	63.1	63.5	65.0	64.5	62.7
Avg. Dist. to Rail [m]	4.1	1.9	1.9	1.0	2.1	3.9	4.1
Avg. Stride Freq. [Hz]	2.4	2.4	2.3	2.3	2.4	2.4	2.3
Avg. Stride Length [m]	6.3	7.5	7.4	7.6	7.5	7.4	7.2



- [ ] Ranking at each section and finish
- .-.- No data available at this section
- NA No data available





# Townsville QLD Professional

## Race 2: LADBROKES BLACKBOOK Maiden Plate - 1200m

20 February 2025 - 14:23



Track Rating: Good 4, Weather: Fine, Rail Position: +4m 1000m-WP, True Remainder

Section		Overall	1000m	800m	600m	400m	200m	Last 600m					
Field Times		1:10.41 (0:13.92)	0:56.49 (0:10.86)	0:45.63 (0:10.85)	0:34.78 (0:11.14)	0:23.64 (0:11.59)	0:12.05 (0:12.05)	0:34.78					
Rank	TAB Horse/Jockey	Barrier	Top Speed [km/h]	Fastest Section	Margin							Distance Travelled [m]	
1	4 <b>CHIROGRAPHY</b> Nathan Thomas	3	67.4 600m	0:10.88 1000m	1:10.41 [1] (0:14.20)	0:56.21 [3] (0:10.88)	0:45.33 [2] (0:11.01)	0:34.32 [2] (0:11.04)	0:23.28 [2] (0:11.42)	0:11.86 [3] (0:11.86)	1:10.41	0:34.32	
2	1 <b>BINGHAMTON</b> Wanderson D'Avila	4	67.2 800m	0:10.91 800m	1:10.45 [2] (0:14.38)	0:56.07 [4] (0:11.00)	0:45.07 [4] (0:10.91)	0:34.16 [3] (0:11.06)	0:23.10 [3] (0:11.16)	0:11.94 [2] (0:11.94)	0.23L	0:34.16	-2
3	3 <b>THE KAMIKAZE</b> Micheal McDonald	2	66.8 Overall	0:10.85 800m	1:10.84 [3] (0:13.92)	0:56.92 [1] (0:10.86)	0:46.06 [1] (0:10.85)	0:35.21 [1] (0:11.14)	0:24.07 [1] (0:11.59)	0:12.48 [1] (0:12.48)	2.51L	0:35.21	-6
4	6 <b>OUR FOLLY</b> Jason Taylor	7	68.3 800m	0:10.72 800m	1:10.98 [4] (0:14.97)	0:56.01 [7] (0:11.05)	0:44.96 [7] (0:10.72)	0:34.24 [7] (0:11.02)	0:23.22 [6] (0:11.48)	0:11.74 [6] (0:11.74)	3.32L	0:34.24	+0
5	5 <b>FIRE SPHERE</b> Justin Stanley	1	66.7 600m	0:11.06 1000m	1:11.16 [5] (0:14.17)	0:56.99 [2] (0:11.06)	0:45.93 [3] (0:11.16)	0:34.77 [4] (0:11.11)	0:23.66 [4] (0:11.48)	0:12.18 [5] (0:12.18)	4.38L	0:34.77	-4
6	7 <b>SNEAKY TAY</b> Adam Sewell	6	67.3 600m	0:10.92 800m	1:11.21 [6] (0:14.65)	0:56.56 [5] (0:10.96)	0:45.60 [5] (0:10.92)	0:34.68 [5] (0:11.01)	0:23.67 [5] (0:11.40)	0:12.27 [4] (0:12.27)	4.67L	0:34.68	-2
7	2 <b>ONE PERCENT</b> Ryan Wiggins	5	66.2 800m	0:11.00 800m	1:13.91 [7] (0:14.68)	0:59.23 [6] (0:11.06)	0:48.17 [6] (0:11.00)	0:37.17 [6] (0:11.47)	0:25.70 [7] (0:12.11)	0:13.59 [7] (0:13.59)	20.58L	0:37.17	-5

[ ] Ranking at each section and finish  
 -:-:- No data available at this section  
 NA No data available

SCN Saddle cloth number  
 DNF Did not finish  
 DNT Did not track



Horse/Jockey Name	Chirography
Final Rank	1
Fastest Section Time (Section)	0:10.88 (1000m)
Top Speed [km/h] (Section)	67.4 (600m)
Race State	Finished



### Townsville QLD Professional

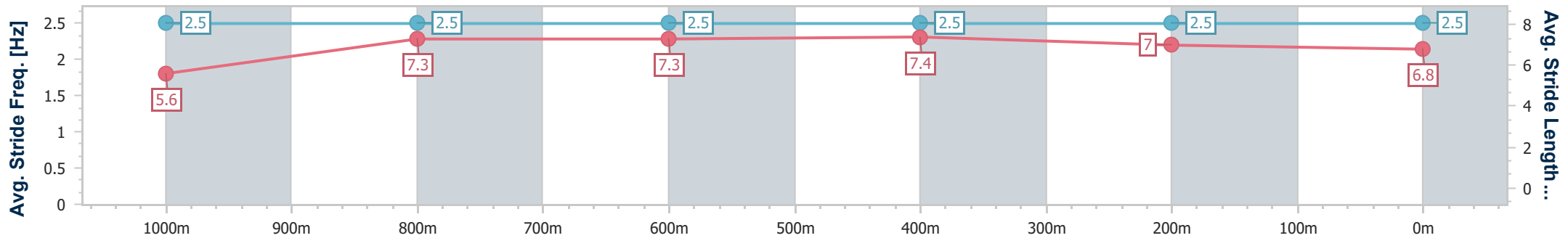
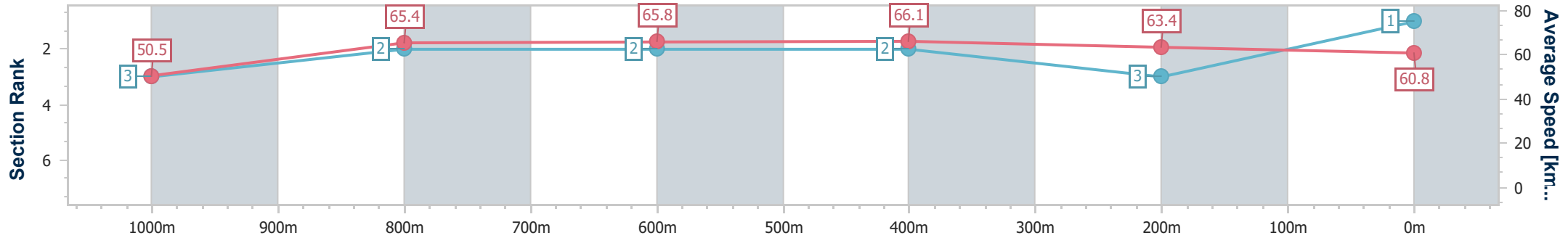
Race 2: LADBROKES BLACKBOOK Maiden Plate - 1200m

20 February 2025 - 14:23

Track Rating: Good 4, Weather: Fine, Rail Position: +4m 1000m-WP, True Remainder



Section	Overall	1000m	800m	600m	400m	200m
Section Times	1:10.41 [1] (0:14.20)	0:56.21 [3] (0:10.88)	0:45.33 [2] (0:11.01)	0:34.32 [2] (0:11.04)	0:23.28 [2] (0:11.42)	0:11.86 [3] (0:11.86)
Average Speed [km/h]	50.5	65.4	65.8	66.1	63.4	60.8
Top Speed [km/h]	67.1	66.3	66.6	67.4	64.6	62.7
Avg. Dist. to Rail [m]	3.8	2.3	1.4	2.7	3.1	1.2
Avg. Stride Freq. [Hz]	2.5	2.5	2.5	2.5	2.5	2.5
Avg. Stride Length [m]	5.6	7.3	7.3	7.4	7.0	6.8



- [ ] Ranking at each section and finish
- .-.- No data available at this section
- NA No data available



Horse/Jockey Name	Binghamton
Final Rank	2
Fastest Section Time (Section)	0:10.91 (800m)
Top Speed [km/h] (Section)	67.2 (800m)
Race State	Finished



Townsville QLD Professional

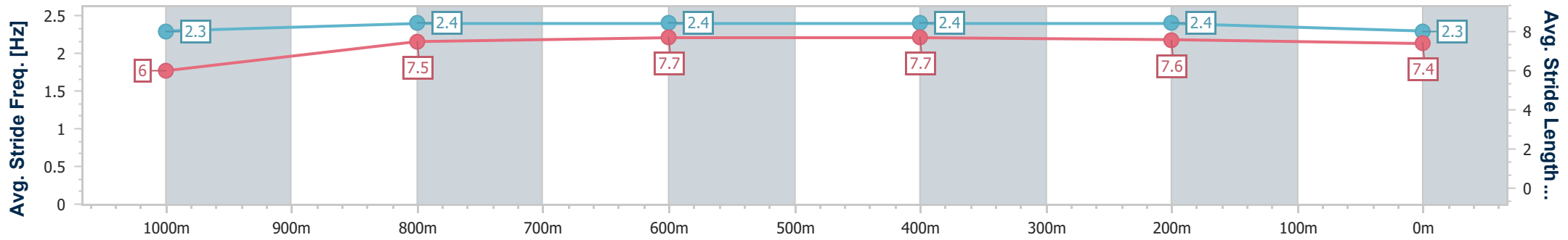
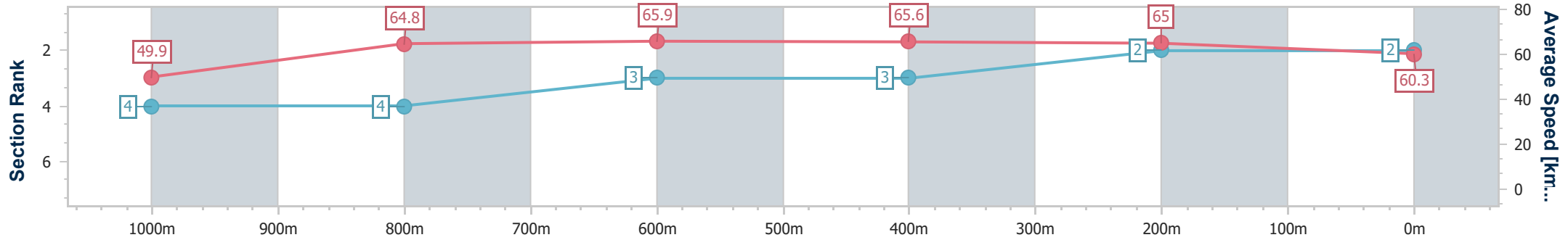
Race 2: LADBROKES BLACKBOOK Maiden Plate - 1200m

20 February 2025 - 14:23

Track Rating: Good 4, Weather: Fine, Rail Position: +4m 1000m-WP, True Remainder



Section	Overall	1000m	800m	600m	400m	200m
Section Times	1:10.45 [2] (0:14.38)	0:56.07 [4] (0:11.00)	0:45.07 [4] (0:10.91)	0:34.16 [3] (0:11.06)	0:23.10 [3] (0:11.16)	0:11.94 [2] (0:11.94)
Average Speed [km/h]	49.9	64.8	65.9	65.6	65.0	60.3
Top Speed [km/h]	64.7	66.1	67.2	66.8	66.4	63.6
Avg. Dist. to Rail [m]	4.4	2.1	0.3	1.4	3.3	1.3
Avg. Stride Freq. [Hz]	2.3	2.4	2.4	2.4	2.4	2.3
Avg. Stride Length [m]	6.0	7.5	7.7	7.7	7.6	7.4



- [ ] Ranking at each section and finish
- .-.- No data available at this section
- NA No data available



Horse/Jockey Name	The Kamikaze
Final Rank	3
Fastest Section Time (Section)	0:10.85 (800m)
Top Speed [km/h] (Section)	66.8 (Overall)
Race State	Finished



Townsville QLD Professional

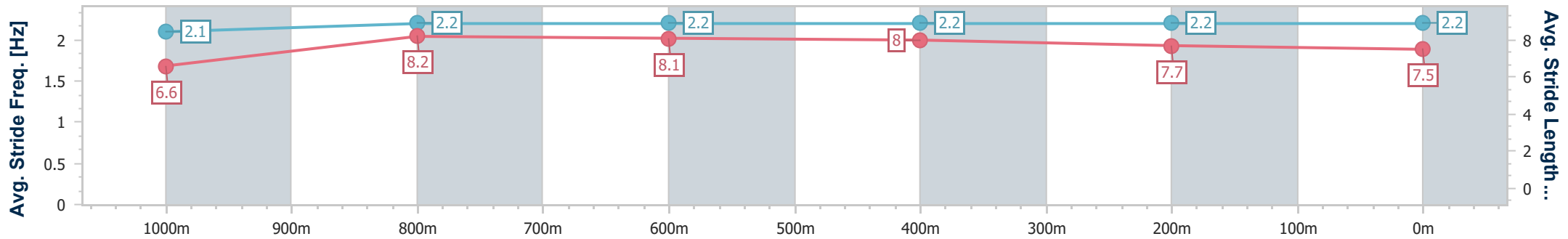
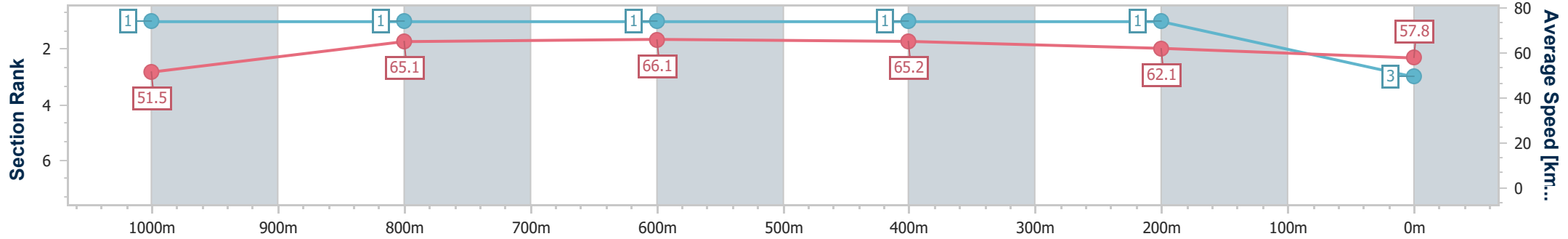
Race 2: LADBROKES BLACKBOOK Maiden Plate - 1200m

20 February 2025 - 14:23

Track Rating: Good 4, Weather: Fine, Rail Position: +4m 1000m-WP, True Remainder



Section	Overall	1000m	800m	600m	400m	200m
Section Times	1:10.84 [3] (0:13.92)	0:56.92 [1] (0:10.86)	0:46.06 [1] (0:10.85)	0:35.21 [1] (0:11.14)	0:24.07 [1] (0:11.59)	0:12.48 [1] (0:12.48)
Average Speed [km/h]	51.5	65.1	66.1	65.2	62.1	57.8
Top Speed [km/h]	66.8	65.7	66.6	65.8	63.7	60.5
Avg. Dist. to Rail [m]	5.1	3.7	1.0	1.4	0.7	2.5
Avg. Stride Freq. [Hz]	2.1	2.2	2.2	2.2	2.2	2.2
Avg. Stride Length [m]	6.6	8.2	8.1	8.0	7.7	7.5



- [ ] Ranking at each section and finish
- .-.- No data available at this section
- NA No data available



Horse/Jockey Name	Our Folly
Final Rank	4
Fastest Section Time (Section)	0:10.72 (800m)
Top Speed [km/h] (Section)	68.3 (800m)
Race State	Finished



Townsville QLD Professional

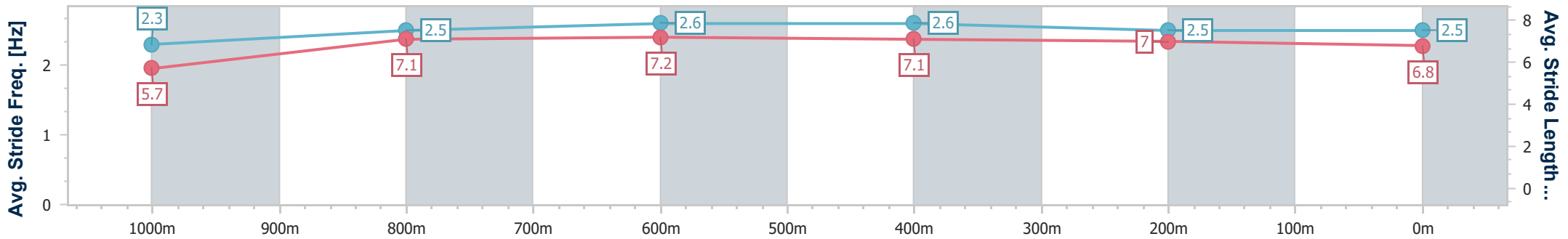
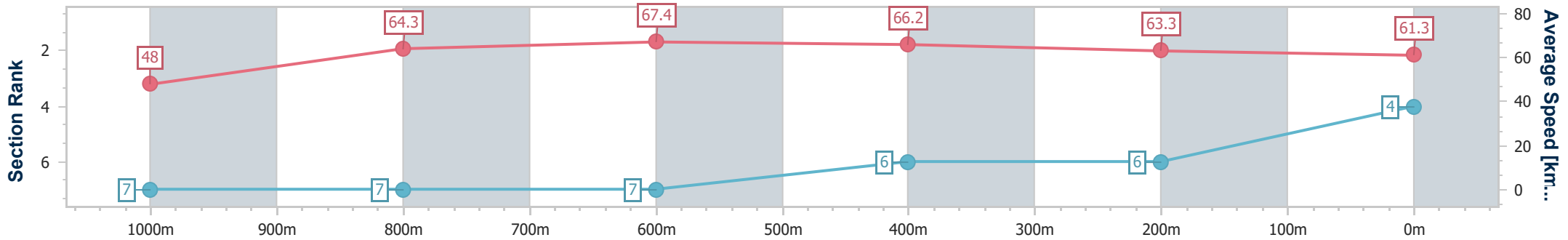
Race 2: LADBROKES BLACKBOOK Maiden Plate - 1200m

20 February 2025 - 14:23

Track Rating: Good 4, Weather: Fine, Rail Position: +4m 1000m-WP, True Remainder



Section	Overall	1000m	800m	600m	400m	200m
Section Times	1:10.98 [4] (0:14.97)	0:56.01 [7] (0:11.05)	0:44.96 [7] (0:10.72)	0:34.24 [7] (0:11.02)	0:23.22 [6] (0:11.48)	0:11.74 [6] (0:11.74)
Average Speed [km/h]	48.0	64.3	67.4	66.2	63.3	61.3
Top Speed [km/h]	60.5	67.3	68.3	68.2	65.5	62.9
Avg. Dist. to Rail [m]	5.5	2.9	0.9	3.1	4.1	3.9
Avg. Stride Freq. [Hz]	2.3	2.5	2.6	2.6	2.5	2.5
Avg. Stride Length [m]	5.7	7.1	7.2	7.1	7.0	6.8



- [ ] Ranking at each section and finish
- .-.- No data available at this section
- NA No data available



Horse/Jockey Name	Fire Sphere
Final Rank	5
Fastest Section Time (Section)	0:11.06 (1000m)
Top Speed [km/h] (Section)	66.7 (600m)
Race State	Finished



Townsville QLD Professional

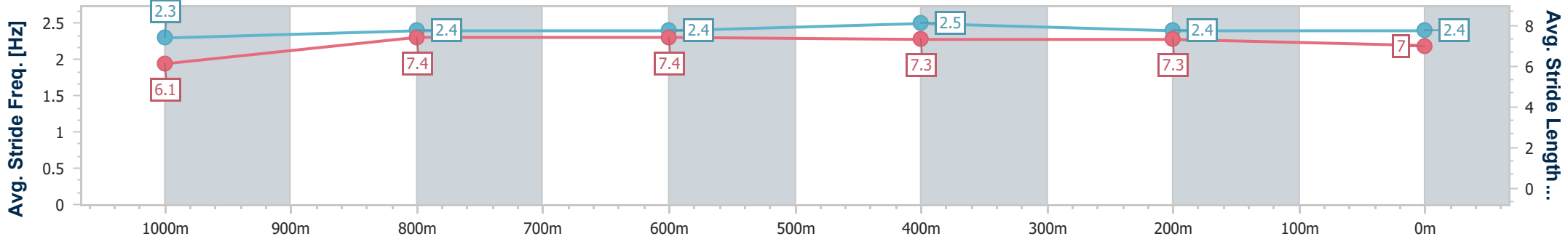
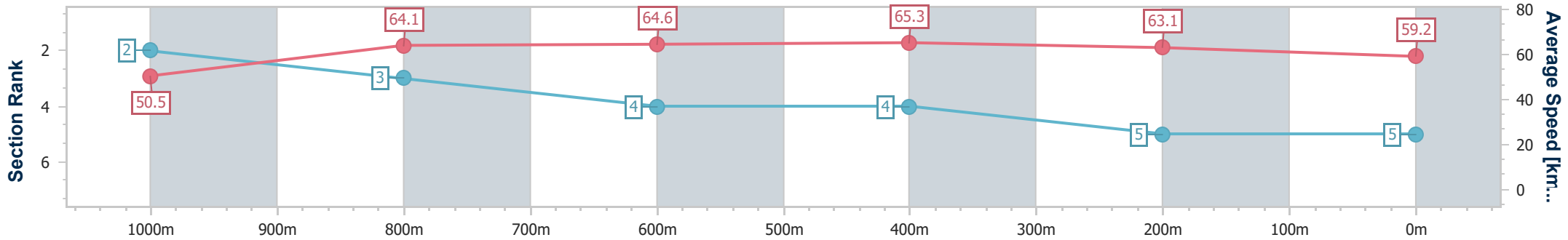
Race 2: LADBROKES BLACKBOOK Maiden Plate - 1200m

20 February 2025 - 14:23

Track Rating: Good 4, Weather: Fine, Rail Position: +4m 1000m-WP, True Remainder



Section	Overall	1000m	800m	600m	400m	200m
Section Times	1:11.16 [5] (0:14.17)	0:56.99 [2] (0:11.06)	0:45.93 [3] (0:11.16)	0:34.77 [4] (0:11.11)	0:23.66 [4] (0:11.48)	0:12.18 [5] (0:12.18)
Average Speed [km/h]	50.5	64.1	64.6	65.3	63.1	59.2
Top Speed [km/h]	64.1	66.3	66.5	66.7	64.1	61.7
Avg. Dist. to Rail [m]	3.9	3.1	0.7	1.6	1.6	0.3
Avg. Stride Freq. [Hz]	2.3	2.4	2.4	2.5	2.4	2.4
Avg. Stride Length [m]	6.1	7.4	7.4	7.3	7.3	7.0



- [ ] Ranking at each section and finish
- .-.- No data available at this section
- NA No data available



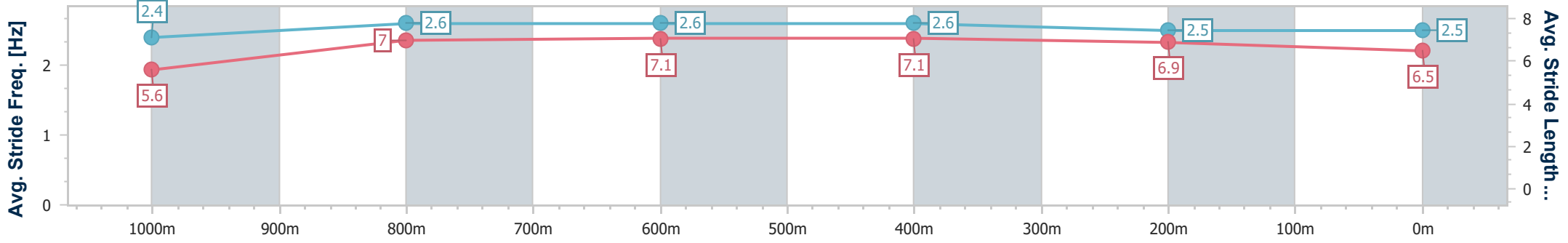
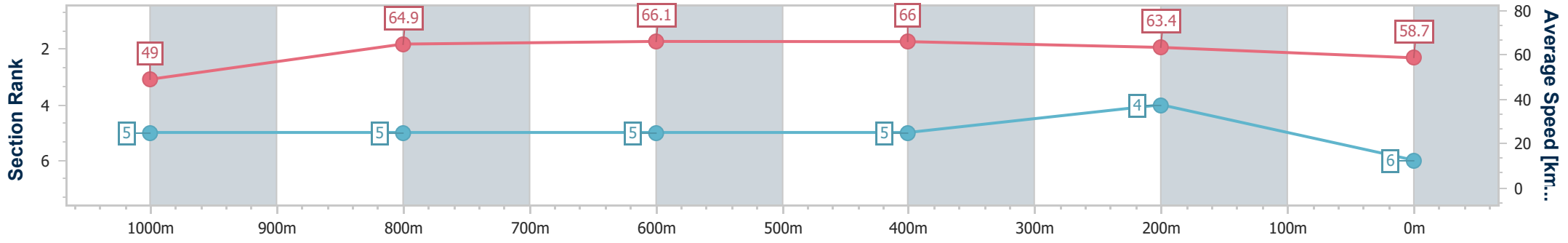
Horse/Jockey Name	Sneaky Tay
Final Rank	6
Fastest Section Time (Section)	0:10.92 (800m)
Top Speed [km/h] (Section)	67.3 (600m)
Race State	Finished



Townsville QLD Professional  
 Race 2: LADBROKES BLACKBOOK Maiden Plate - 1200m  
 20 February 2025 - 14:23  
 Track Rating: Good 4, Weather: Fine, Rail Position: +4m 1000m-WP,  
 True Remainder



Section	Overall	1000m	800m	600m	400m	200m
Section Times	1:11.21 [6] (0:14.65)	0:56.56 [5] (0:10.96)	0:45.60 [5] (0:10.92)	0:34.68 [5] (0:11.01)	0:23.67 [5] (0:11.40)	0:12.27 [4] (0:12.27)
Average Speed [km/h]	49.0	64.9	66.1	66.0	63.4	58.7
Top Speed [km/h]	63.1	66.0	67.3	67.3	65.6	61.1
Avg. Dist. to Rail [m]	5.2	2.5	0.7	1.7	2.9	2.0
Avg. Stride Freq. [Hz]	2.4	2.6	2.6	2.6	2.5	2.5
Avg. Stride Length [m]	5.6	7.0	7.1	7.1	6.9	6.5



- [ ] Ranking at each section and finish
- .-.- No data available at this section
- NA No data available



Horse/Jockey Name	One Percent
Final Rank	7
Fastest Section Time (Section)	0:11.00 (800m)
Top Speed [km/h] (Section)	66.2 (800m)
Race State	Finished



### Townsville QLD Professional

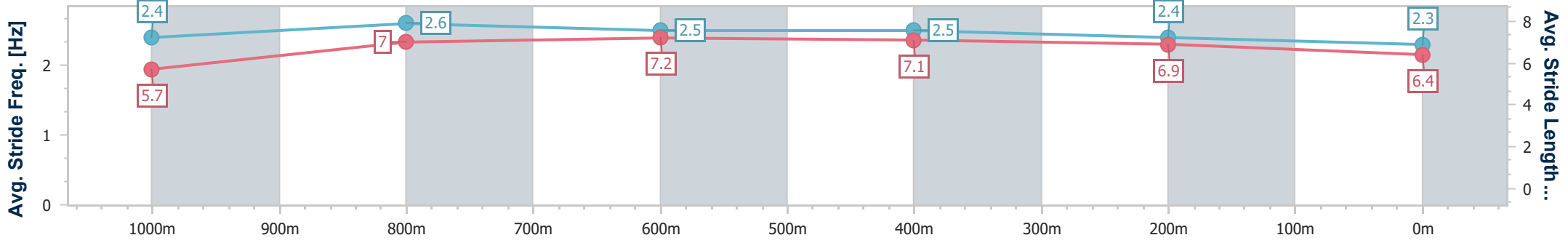
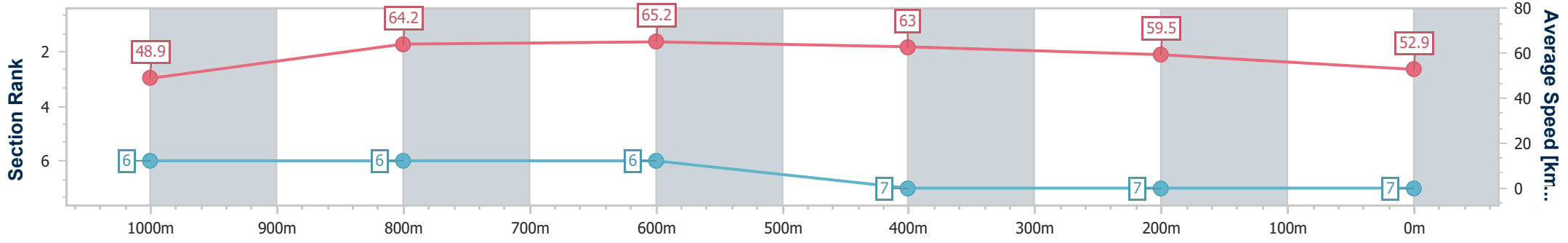
Race 2: LADBROKES BLACKBOOK Maiden Plate - 1200m

20 February 2025 - 14:23

Track Rating: Good 4, Weather: Fine, Rail Position: +4m 1000m-WP, True Remainder



Section	Overall	1000m	800m	600m	400m	200m
Section Times	1:13.91 [7] (0:14.68)	0:59.23 [6] (0:11.06)	0:48.17 [6] (0:11.00)	0:37.17 [6] (0:11.47)	0:25.70 [7] (0:12.11)	0:13.59 [7] (0:13.59)
Average Speed [km/h]	48.9	64.2	65.2	63.0	59.5	52.9
Top Speed [km/h]	62.9	65.7	66.2	65.1	62.5	58.2
Avg. Dist. to Rail [m]	5.0	2.8	0.8	1.1	0.5	0.5
Avg. Stride Freq. [Hz]	2.4	2.6	2.5	2.5	2.4	2.3
Avg. Stride Length [m]	5.7	7.0	7.2	7.1	6.9	6.4



- [ ] Ranking at each section and finish
- .-.- No data available at this section
- NA No data available





# Townsville QLD Professional

## Race 3: LADBROKES BET TICKER QTIS JEWEL QUALIFIER 3YO Plate - 1200m

20 February 2025 - 15:00



Track Rating: Good 4, Weather: Fine, Rail Position: +4m 1000m-WP, True Remainder

Section		Overall	1000m	800m	600m	400m	200m	Last 600m					
Field Times		1:09.91 (0:13.81)	0:56.10 (0:10.82)	0:45.28 (0:11.24)	0:34.04 (0:11.12)	0:22.92 (0:11.13)	0:11.79 (0:11.79)	0:34.04					
Rank	TAB Horse/Jockey	Barrier	Top Speed [km/h]	Fastest Section								Margin	Distance Travelled [m]
1	7 <b>BETTER THAN WORDS</b> Tahlia Fenlon	1	67.7 800m	0:10.98 400m	1:09.91 [1] (0:14.35)	0:55.56 [7] (0:11.21)	0:44.35 [7] (0:11.13)	0:33.22 [7] (0:11.16)	0:22.06 [7] (0:10.98)	0:11.08 [6] (0:11.08)	1:09.91	0:33.22	
2	3 <b>I'LLTELLYOU SO</b> Jackson Murphy	5	67.4 1000m	0:10.82 1000m	1:10.10 [2] (0:13.81)	0:56.29 [1] (0:10.82)	0:45.47 [2] (0:11.24)	0:34.23 [2] (0:11.12)	0:23.11 [2] (0:11.13)	0:11.98 [2] (0:11.98)	1.11L	0:34.23	-2
3	4 <b>KOBAYASTAR</b> Chris Meehan	6	68.5 600m	0:11.00 400m	1:10.11 [3] (0:14.32)	0:55.79 [6] (0:11.13)	0:44.66 [6] (0:11.18)	0:33.48 [6] (0:11.02)	0:22.46 [6] (0:11.00)	0:11.46 [4] (0:11.46)	1.13L	0:33.48	+6
4	2 <b>OUR IMPACT</b> Nathan Thomas	3	67.3 600m	0:10.84 600m	1:10.15 [4] (0:14.17)	0:55.98 [3] (0:10.91)	0:45.07 [3] (0:11.08)	0:33.99 [3] (0:10.84)	0:23.15 [3] (0:11.20)	0:11.95 [3] (0:11.95)	1.36L	0:33.99	-6
5	5 <b>ELECTRIC BRAE</b> Adam Sewell	4	66.5 400m	0:10.90 1000m	1:10.18 [5] (0:14.31)	0:55.87 [5] (0:10.90)	0:44.97 [5] (0:11.23)	0:33.74 [5] (0:11.08)	0:22.66 [5] (0:11.13)	0:11.53 [5] (0:11.53)	1.58L	0:33.74	-1
6	1 <b>POLITICAL POWER</b> Wanderson D'Avila	2	67.5 800m	0:10.92 1000m	1:12.33 [6] (0:14.26)	0:58.07 [4] (0:10.92)	0:47.15 [4] (0:11.17)	0:35.98 [4] (0:11.14)	0:24.84 [4] (0:11.70)	0:13.14 [7] (0:13.14)	14.23L	0:35.98	-5

Did Not Finish: Margot Barbie (#6)

[ ] Ranking at each section and finish  
 -:-:- No data available at this section  
 NA No data available

SCN Saddle cloth number  
 DNF Did not finish  
 DNT Did not track



Horse/Jockey Name	Better Than Words
Final Rank	1
Fastest Section Time (Section)	0:10.98 (400m)
Top Speed [km/h] (Section)	67.7 (800m)
Race State	Finished



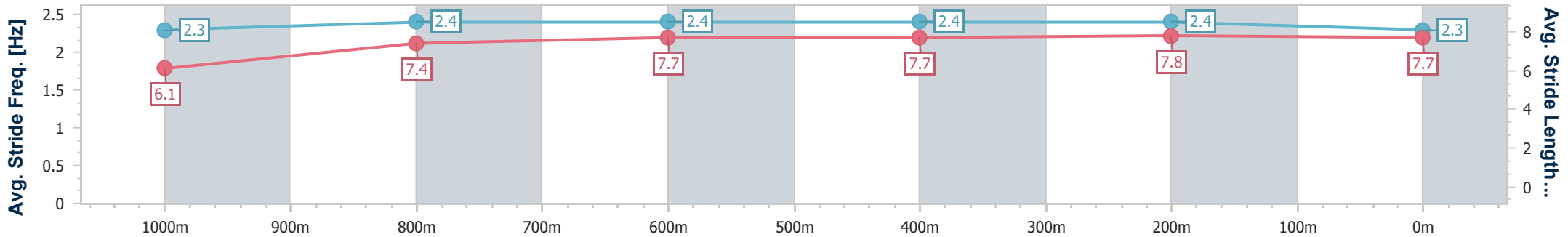
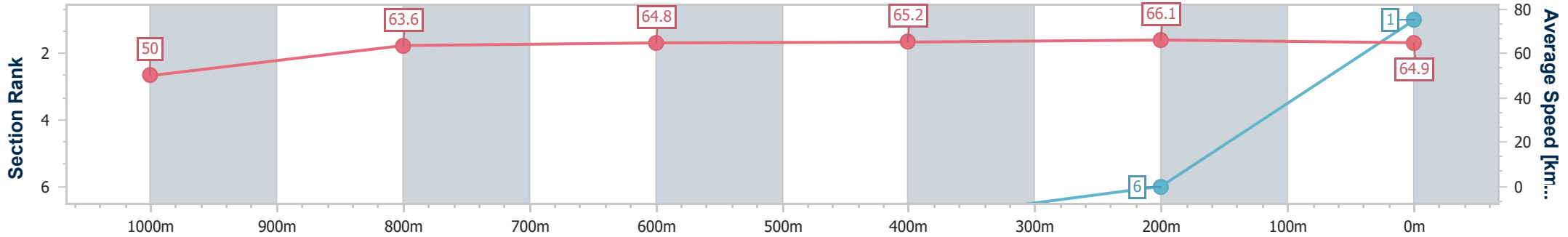
Townsville QLD Professional  
 Race 3: LADBROKES BET TICKER QTIS JEWEL QUALIFIER  
 3YO Plate - 1200m

20 February 2025 - 15:00

Track Rating: Good 4, Weather: Fine, Rail Position: +4m 1000m-WP,  
 True Remainder



Section	Overall	1000m	800m	600m	400m	200m									
Section Times	1:09.91 [1] (0:14.35)	0:55.56 [7] (0:11.21)	0:44.35 [7] (0:11.13)	0:33.22 [7] (0:11.16)	0:22.06 [7] (0:10.98)	0:11.08 [6]									
Average Speed [km/h]	50.0	63.6	64.8	65.2	66.1	64.9									
Top Speed [km/h]	63.8	67.7	67.7	66.1	67.3	66.2									
Avg. Dist. to Rail [m]	3.8	2.3	1.0	2.4	4.4	6.2									
Avg. Stride Freq. [Hz]	2.3	2.4	2.4	2.4	2.4	2.3									
Avg. Stride Length [m]	6.1	7.4	7.7	7.7	7.8	7.7									



- [ ] Ranking at each section and finish
- .-.- No data available at this section
- NA No data available



Horse/Jockey Name	I'tellyouso
Final Rank	2
Fastest Section Time (Section)	0:10.82 (1000m)
Top Speed [km/h] (Section)	67.4 (1000m)
Race State	Finished



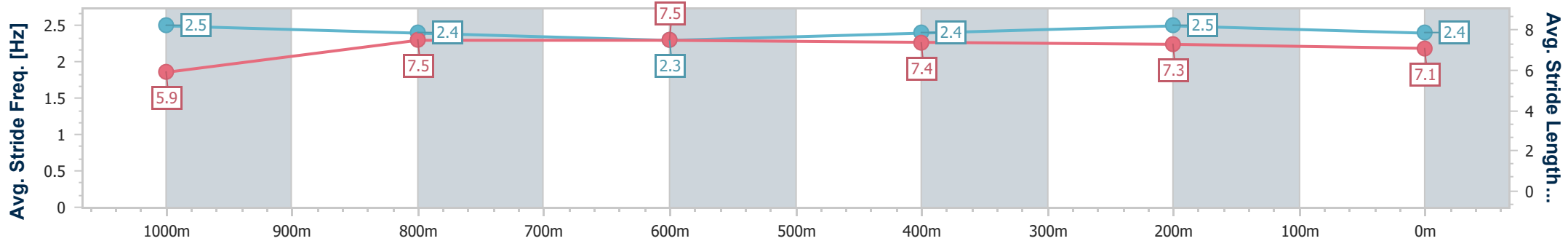
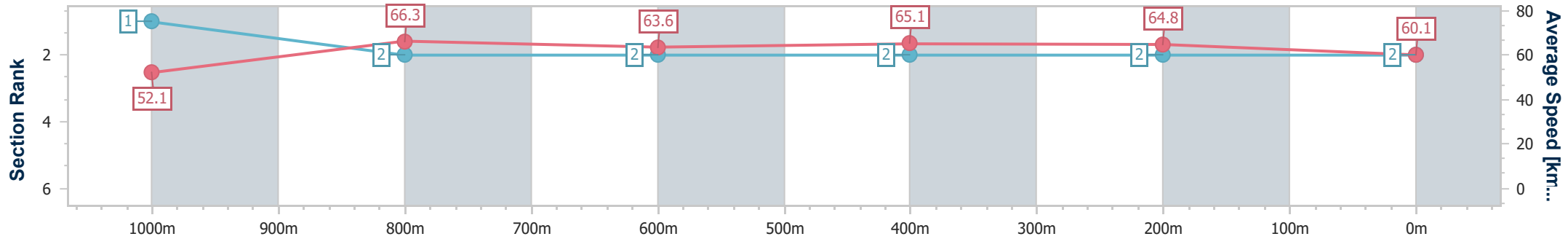
Townsville QLD Professional  
 Race 3: LADBROKES BET TICKER QTIS JEWEL QUALIFIER  
 3YO Plate - 1200m



20 February 2025 - 15:00

Track Rating: Good 4, Weather: Fine, Rail Position: +4m 1000m-WP,  
 True Remainder

Section	Overall	1000m	800m	600m	400m	200m								
Section Times	1:10.10 [2] (0:13.81)	0:56.29 [1] (0:10.82)	0:45.47 [2] (0:11.24)	0:34.23 [2] (0:11.12)	0:23.11 [2] (0:11.13)	0:11.98 [2] (0:11.98)								
Average Speed [km/h]	52.1	66.3	63.6	65.1	64.8	60.1								
Top Speed [km/h]	66.1	67.4	64.5	65.7	66.8	62.9								
Avg. Dist. to Rail [m]	5.0	1.4	1.0	1.1	1.3	0.5								
Avg. Stride Freq. [Hz]	2.5	2.4	2.3	2.4	2.5	2.4								
Avg. Stride Length [m]	5.9	7.5	7.5	7.4	7.3	7.1								



- [ ] Ranking at each section and finish
- .-.- No data available at this section
- NA No data available



Horse/Jockey Name	Kobayastar
Final Rank	3
Fastest Section Time (Section)	0:11.00 (400m)
Top Speed [km/h] (Section)	68.5 (600m)
Race State	Finished



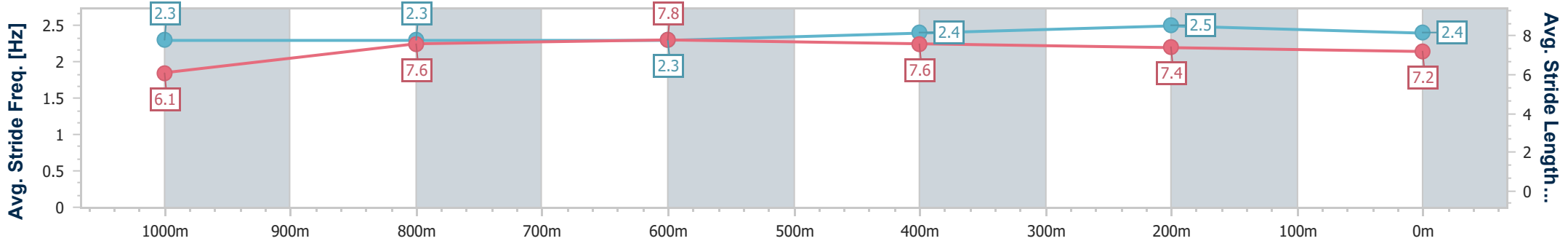
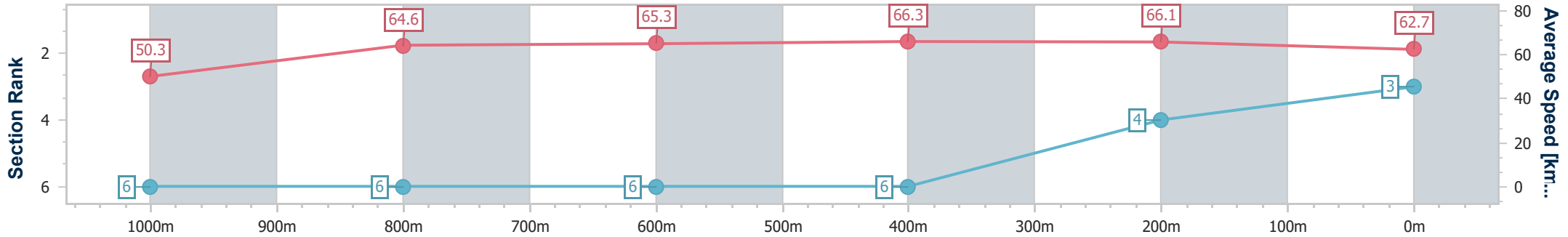
Townsville QLD Professional  
 Race 3: LADBROKES BET TICKER QTIS JEWEL QUALIFIER  
 3YO Plate - 1200m

20 February 2025 - 15:00

Track Rating: Good 4, Weather: Fine, Rail Position: +4m 1000m-WP,  
 True Remainder



Section	Overall	1000m	800m	600m	400m	200m								
Section Times	1:10.11 [3] (0:14.32)	0:55.79 [6] (0:11.13)	0:44.66 [6] (0:11.18)	0:33.48 [6] (0:11.02)	0:22.46 [6] (0:11.00)	0:11.46 [4] (0:11.46)								
Average Speed [km/h]	50.3	64.6	65.3	66.3	66.1	62.7								
Top Speed [km/h]	64.6	67.4	66.9	68.5	67.4	66.1								
Avg. Dist. to Rail [m]	6.5	2.4	2.8	2.9	5.3	4.8								
Avg. Stride Freq. [Hz]	2.3	2.3	2.3	2.4	2.5	2.4								
Avg. Stride Length [m]	6.1	7.6	7.8	7.6	7.4	7.2								



- [ ] Ranking at each section and finish
- .-.- No data available at this section
- NA No data available



Horse/Jockey Name	Our Impact
Final Rank	4
Fastest Section Time (Section)	0:10.84 (600m)
Top Speed [km/h] (Section)	67.3 (600m)
Race State	Finished

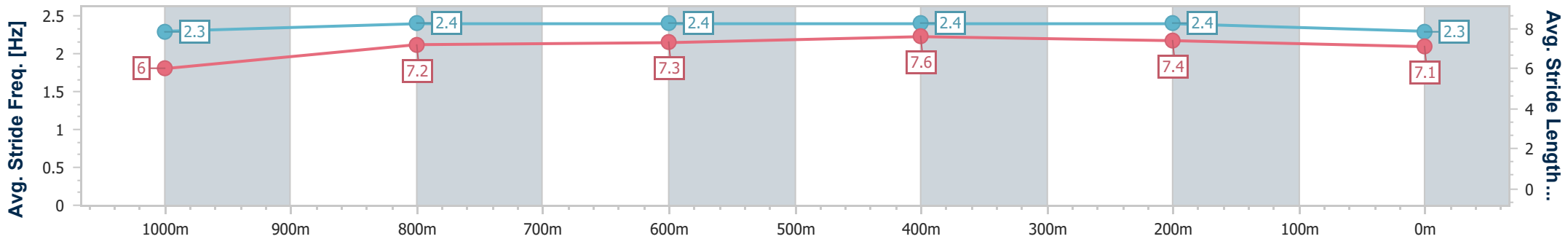
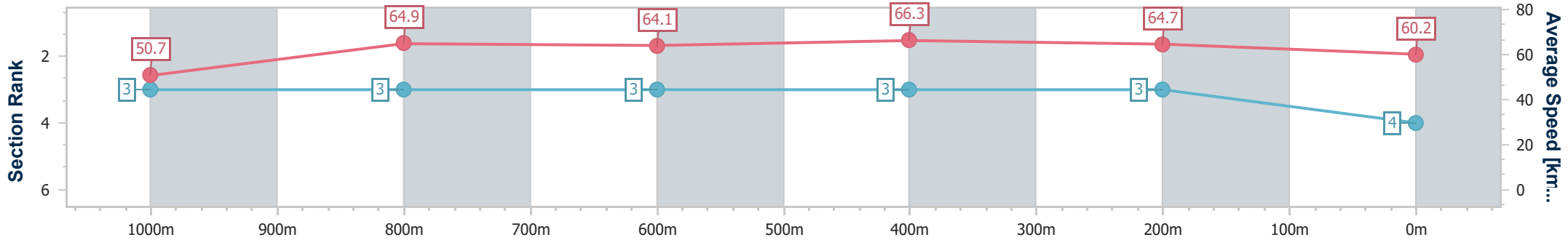


Townsville QLD Professional  
 Race 3: LADBROKES BET TICKER QTIS JEWEL QUALIFIER  
 3YO Plate - 1200m



20 February 2025 - 15:00  
 Track Rating: Good 4, Weather: Fine, Rail Position: +4m 1000m-WP,  
 True Remainder

Section	Overall	1000m	800m	600m	400m	200m
Section Times	1:10.15 [4] (0:14.17)	0:55.98 [3] (0:10.91)	0:45.07 [3] (0:11.08)	0:33.99 [3] (0:10.84)	0:23.15 [3] (0:11.20)	0:11.95 [3] (0:11.95)
Average Speed [km/h]	50.7	64.9	64.1	66.3	64.7	60.2
Top Speed [km/h]	64.7	66.8	66.2	67.3	67.2	61.9
Avg. Dist. to Rail [m]	4.5	3.5	3.0	0.9	3.4	3.5
Avg. Stride Freq. [Hz]	2.3	2.4	2.4	2.4	2.4	2.3
Avg. Stride Length [m]	6.0	7.2	7.3	7.6	7.4	7.1



- [ ] Ranking at each section and finish
- .-.- No data available at this section
- NA No data available



Horse/Jockey Name	Electric Brae
Final Rank	5
Fastest Section Time (Section)	0:10.90 (1000m)
Top Speed [km/h] (Section)	66.5 (400m)
Race State	Finished



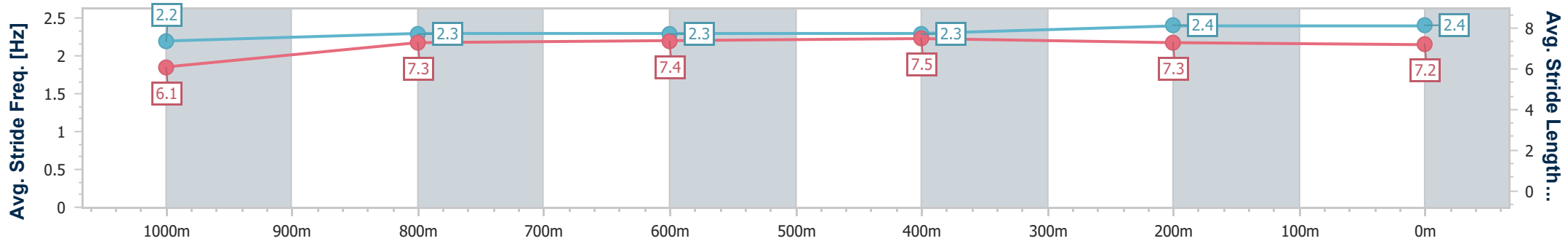
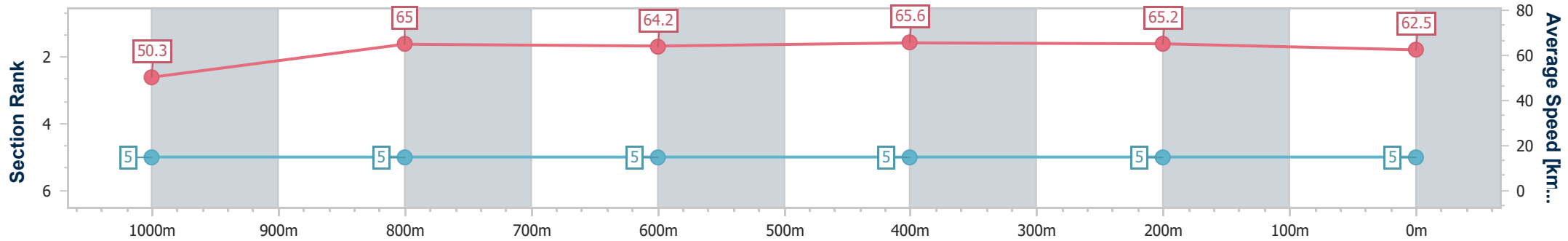
Townsville QLD Professional  
 Race 3: LADBROKES BET TICKER QTIS JEWEL QUALIFIER  
 3YO Plate - 1200m



20 February 2025 - 15:00

Track Rating: Good 4, Weather: Fine, Rail Position: +4m 1000m-WP,  
 True Remainder

Section	Overall	1000m	800m	600m	400m	200m
Section Times	1:10.18 [5] (0:14.31)	0:55.87 [5] (0:10.90)	0:44.97 [5] (0:11.23)	0:33.74 [5] (0:11.08)	0:22.66 [5] (0:11.13)	0:11.53 [5] (0:11.53)
Average Speed [km/h]	50.3	65.0	64.2	65.6	65.2	62.5
Top Speed [km/h]	64.6	66.1	66.3	66.1	66.5	64.2
Avg. Dist. to Rail [m]	4.1	2.8	0.5	2.0	3.7	3.9
Avg. Stride Freq. [Hz]	2.2	2.3	2.3	2.3	2.4	2.4
Avg. Stride Length [m]	6.1	7.3	7.4	7.5	7.3	7.2



- [ ] Ranking at each section and finish
- .-.- No data available at this section
- NA No data available



Horse/Jockey Name	Political Power
Final Rank	6
Fastest Section Time (Section)	0:10.92 (1000m)
Top Speed [km/h] (Section)	67.5 (800m)
Race State	Finished



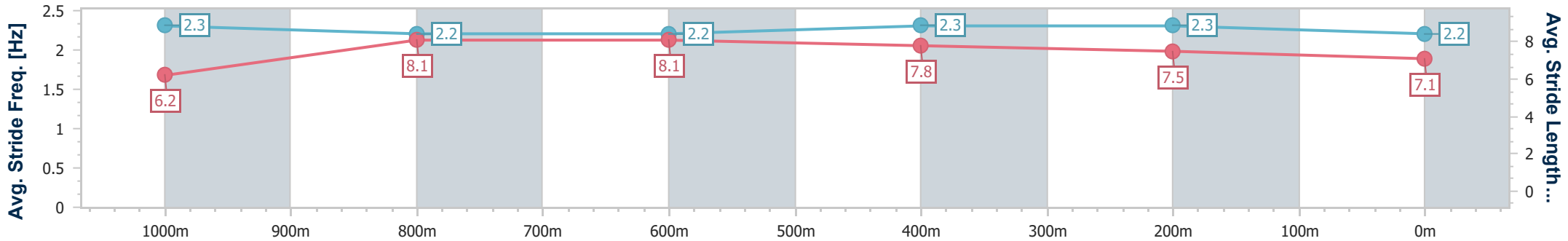
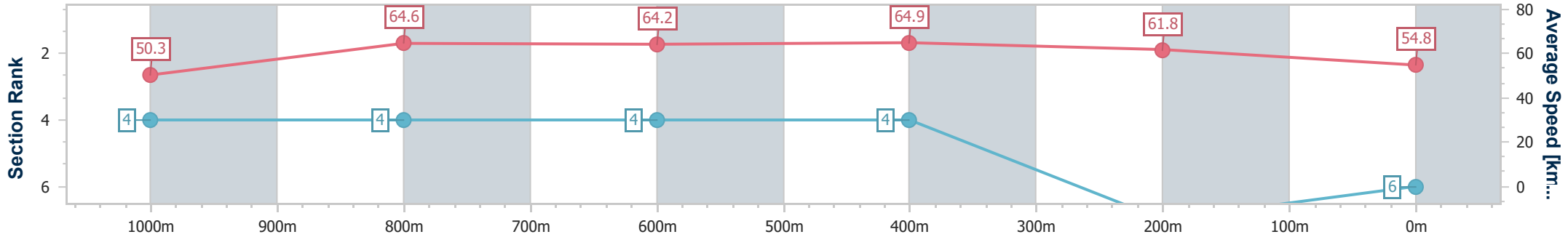
Townsville QLD Professional  
 Race 3: LADBROKES BET TICKER QTIS JEWEL QUALIFIER  
 3YO Plate - 1200m

20 February 2025 - 15:00

Track Rating: Good 4, Weather: Fine, Rail Position: +4m 1000m-WP,  
 True Remainder



Section	Overall	1000m	800m	600m	400m	200m								
Section Times	1:12.33 [6] (0:14.26)	0:58.07 [4] (0:10.92)	0:47.15 [4] (0:11.17)	0:35.98 [4] (0:11.14)	0:24.84 [4] (0:11.70)	0:13.14 [7] (0:13.14)								
Average Speed [km/h]	50.3	64.6	64.2	64.9	61.8	54.8								
Top Speed [km/h]	63.8	67.2	67.5	66.2	64.5	59.0								
Avg. Dist. to Rail [m]	3.7	3.9	0.8	0.7	2.2	0.6								
Avg. Stride Freq. [Hz]	2.3	2.2	2.2	2.3	2.3	2.2								
Avg. Stride Length [m]	6.2	8.1	8.1	7.8	7.5	7.1								



- [ ] Ranking at each section and finish
- .-.- No data available at this section
- NA No data available



Horse/Jockey Name	Margot Barbie
Final Rank	2147483647
Fastest Section Time (Section)	0:10.35 (1000m)
Top Speed [km/h] (Section)	71.4 (1000m)
Race State	DidNotFinish



Townsville QLD Professional  
 Race 3: LADBROKES BET TICKER QTIS JEWEL QUALIFIER  
 3YO Plate - 1200m

20 February 2025 - 15:00

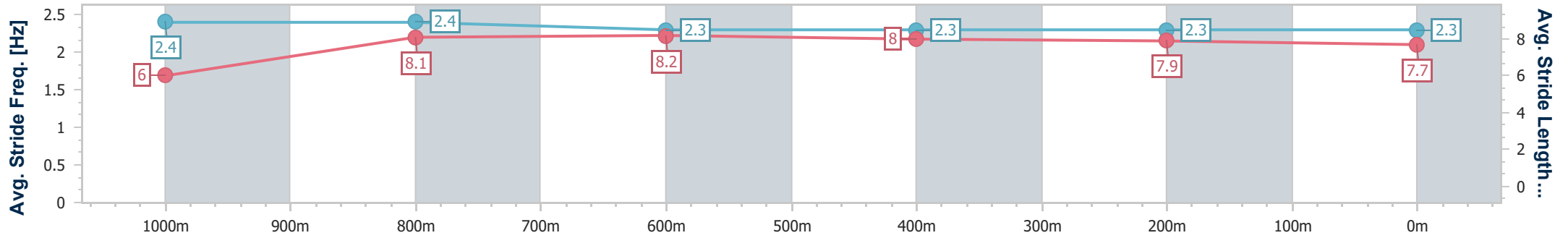
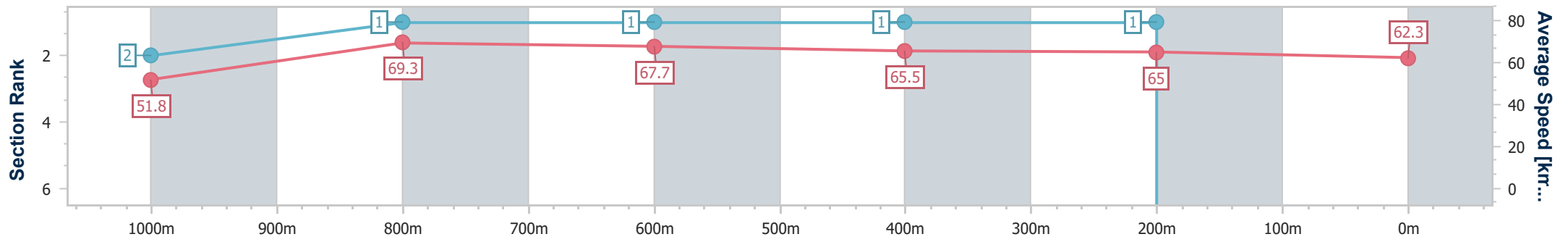
Track Rating: Good 4, Weather: Fine, Rail Position: +4m 1000m-WP,  
 True Remainder



Section	Overall	1000m	800m	600m	400m	200m							
Section Times	0:00.00 [2147483647 1 (0:13.96)	0:00.00 [2] (0:10.35)	0:00.00 [1] (0:10.68)	0:00.00 [1] (0:11.27)	0:00.00 [1] (0:11.23)	0:00.00 [1] (0:11.57)							
Average Speed [km/h]	51.8	69.3	67.7	65.5	65.0	62.3							
Top Speed [km/h]	70.1	71.4	68.6	66.9	65.8	65.2							
Avg. Dist. to Rail [m]	8.3	1.0	1.2	5.1	7.4	9.0							
Avg. Stride Freq. [Hz]	2.4	2.4	2.3	2.3	2.3	2.3							
Avg. Stride Length [m]	6.0	8.1	8.2	8.0	7.9	7.7							

- [ ] Ranking at each section and finish
- :--:- No data available at this section
- NA No data available







# Townsville QLD Professional

## Race 4: LADBROKES ODDS SURGE Class 6 Handicap - 1200m



20 February 2025 - 15:40

Track Rating: Good 4, Weather: Fine, Rail Position: +4m 1000m-WP, True Remainder

Section		Overall	1000m	800m	600m	400m	200m	Last 600m					
Field Times		1:09.65 (0:14.09)	0:55.56 (0:11.21)	0:44.35 (0:11.02)	0:33.33 (0:11.12)	0:22.21 (0:10.91)	0:11.30 (0:11.30)	0:33.33					
Rank	TAB Horse/Jockey	Barrier	Top Speed [km/h]	Fastest Section							Margin	Distance Travelled [m]	
1	1 MR METRICS Tyler Leslight	2	67.2 400m	0:10.91 400m	1:09.65 [1] (0:14.09)	0:55.56 [1] (0:11.21)	0:44.35 [1] (0:11.02)	0:33.33 [1] (0:11.12)	0:22.21 [1] (0:10.91)	0:11.30 [1] (0:11.30)	1:09.65	0:33.33	
2	6 SPIRIT OF GIVING Justin Stanley	5	68.4 400m	0:10.65 400m	1:10.02 [2] (0:14.75)	0:55.27 [6] (0:11.45)	0:43.82 [5] (0:11.10)	0:32.72 [4] (0:10.85)	0:21.87 [4] (0:10.65)	0:11.22 [3] (0:11.22)	2.2L	0:32.72	-2
3	7 DELUXE LEGEND Nathan Thomas	1	70.4 600m	0:10.81 400m	1:10.13 [3] (0:14.20)	0:55.93 [3] (0:11.46)	0:44.47 [2] (0:11.39)	0:33.08 [2] (0:10.94)	0:22.14 [3] (0:10.81)	0:11.33 [2] (0:11.33)	2.84L	0:33.08	+7
4	3 MUTAFIQ Ryan Wiggins	6	69.3 400m	0:10.68 400m	1:10.15 [4] (0:14.20)	0:55.95 [2] (0:11.76)	0:44.19 [4] (0:11.34)	0:32.85 [5] (0:10.85)	0:22.00 [5] (0:10.68)	0:11.32 [5] (0:11.32)	2.96L	0:32.85	+9
5	5 NO LOVE LOST Adam Sewell	3	68.8 600m	0:10.84 600m	1:10.45 [5] (0:14.58)	0:55.87 [4] (0:11.21)	0:44.66 [3] (0:11.33)	0:33.33 [3] (0:10.84)	0:22.49 [2] (0:10.85)	0:11.64 [4] (0:11.64)	4.73L	0:33.33	+2
6	2 TRODAIRE Ashley Butler	4	67.0 600m	0:10.90 400m	1:11.27 [6] (0:14.68)	0:56.59 [5] (0:11.57)	0:45.02 [6] (0:11.25)	0:33.77 [6] (0:11.00)	0:22.77 [6] (0:10.90)	0:11.87 [6] (0:11.87)	9.53L	0:33.77	+0
7	8 SIR MAXIMUS Jackson Murphy	7	67.4 600m	0:10.90 400m	1:11.61 [7] (0:14.96)	0:56.65 [7] (0:11.41)	0:45.24 [7] (0:11.34)	0:33.90 [7] (0:11.12)	0:22.78 [7] (0:10.90)	0:11.88 [7] (0:11.88)	11.55L	0:33.90	+3

Scratched: Talons (#4)

[ ] Ranking at each section and finish  
 -:-:- No data available at this section  
 NA No data available

SCN Saddle cloth number  
 DNF Did not finish  
 DNT Did not track



Horse/Jockey Name	Mr Metrics
Final Rank	1
Fastest Section Time (Section)	0:10.91 (400m)
Top Speed [km/h] (Section)	67.2 (400m)
Race State	Finished



### Townsville QLD Professional

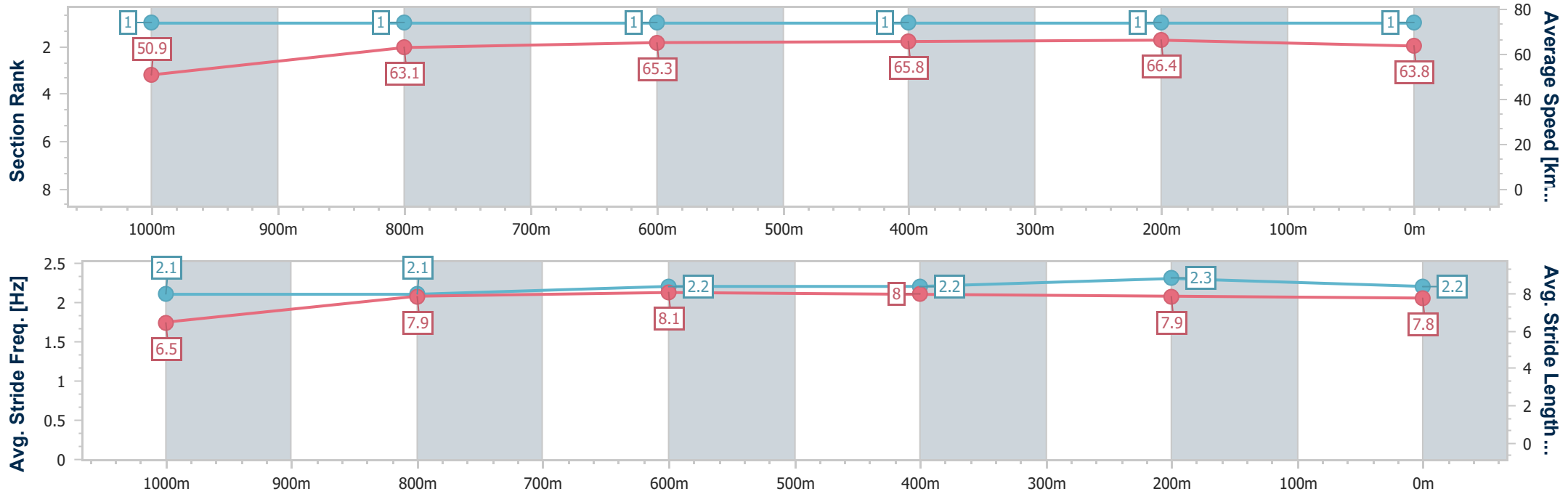
Race 4: LADBROKES ODDS SURGE Class 6 Handicap - 1200m

20 February 2025 - 15:40

Track Rating: Good 4, Weather: Fine, Rail Position: +4m 1000m-WP, True Remainder



Section	Overall	1000m	800m	600m	400m	200m
Section Times	1:09.65 [1] (0:14.09)	0:55.56 [1] (0:11.21)	0:44.35 [1] (0:11.02)	0:33.33 [1] (0:11.12)	0:22.21 [1] (0:10.91)	0:11.30 [1] (0:11.30)
Average Speed [km/h]	50.9	63.1	65.3	65.8	66.4	63.8
Top Speed [km/h]	63.2	64.3	66.5	67.1	67.2	65.9
Avg. Dist. to Rail [m]	3.4	3.6	1.1	3.2	4.2	3.0
Avg. Stride Freq. [Hz]	2.1	2.1	2.2	2.2	2.3	2.2
Avg. Stride Length [m]	6.5	7.9	8.1	8.0	7.9	7.8



- [ ] Ranking at each section and finish
- .-.- No data available at this section
- NA No data available



Horse/Jockey Name	Spirit Of Giving
Final Rank	2
Fastest Section Time (Section)	0:10.65 (400m)
Top Speed [km/h] (Section)	68.4 (400m)
Race State	Finished



### Townsville QLD Professional

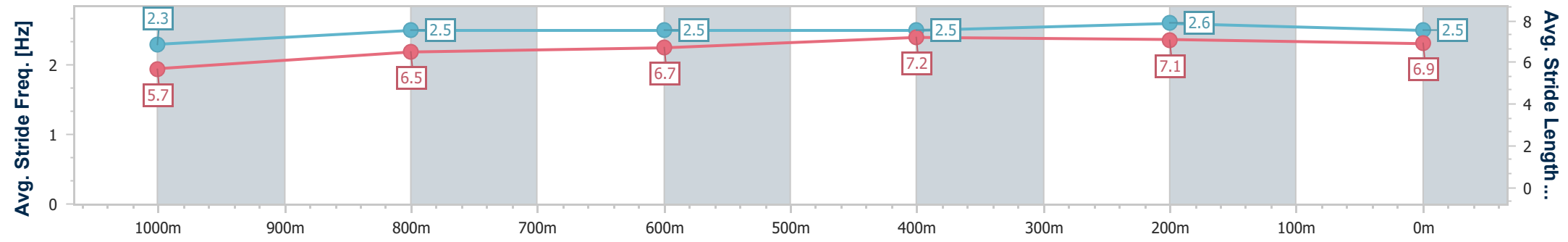
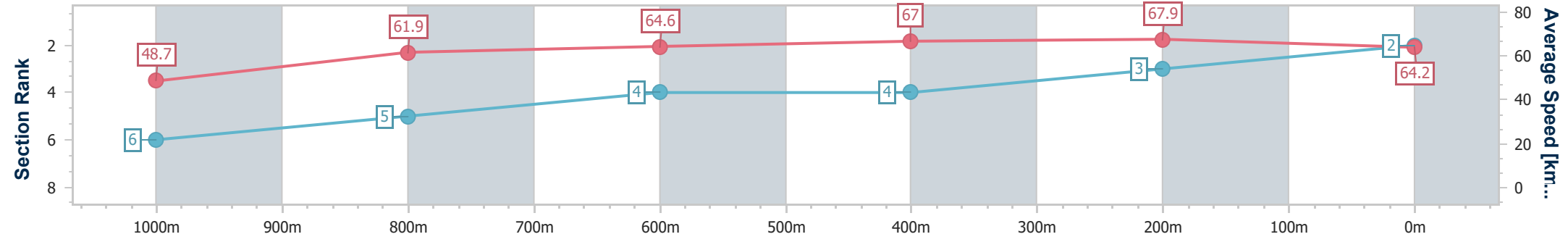
Race 4: LADBROKES ODDS SURGE Class 6 Handicap - 1200m

20 February 2025 - 15:40

Track Rating: Good 4, Weather: Fine, Rail Position: +4m 1000m-WP, True Remainder



Section	Overall	1000m	800m	600m	400m	200m
Section Times	1:10.02 [2] (0:14.75)	0:55.27 [6] (0:11.45)	0:43.82 [5] (0:11.10)	0:32.72 [4] (0:10.85)	0:21.87 [4] (0:10.65)	0:11.22 [3] (0:11.22)
Average Speed [km/h]	48.7	61.9	64.6	67.0	67.9	64.2
Top Speed [km/h]	62.8	64.8	65.6	68.2	68.4	66.9
Avg. Dist. to Rail [m]	5.1	2.9	0.9	1.7	2.6	0.8
Avg. Stride Freq. [Hz]	2.3	2.5	2.5	2.5	2.6	2.5
Avg. Stride Length [m]	5.7	6.5	6.7	7.2	7.1	6.9



- [ ] Ranking at each section and finish
- .-.- No data available at this section
- NA No data available



Horse/Jockey Name	Deluxe Legend
Final Rank	3
Fastest Section Time (Section)	0:10.81 (400m)
Top Speed [km/h] (Section)	70.4 (600m)
Race State	Finished



Townsville QLD Professional

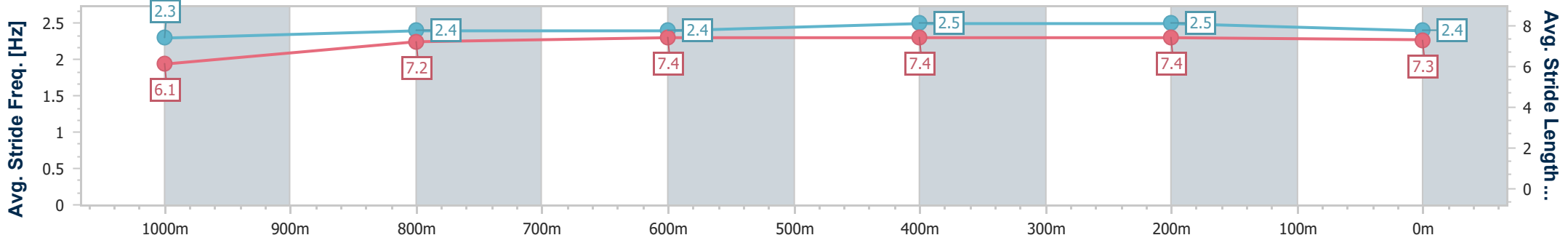
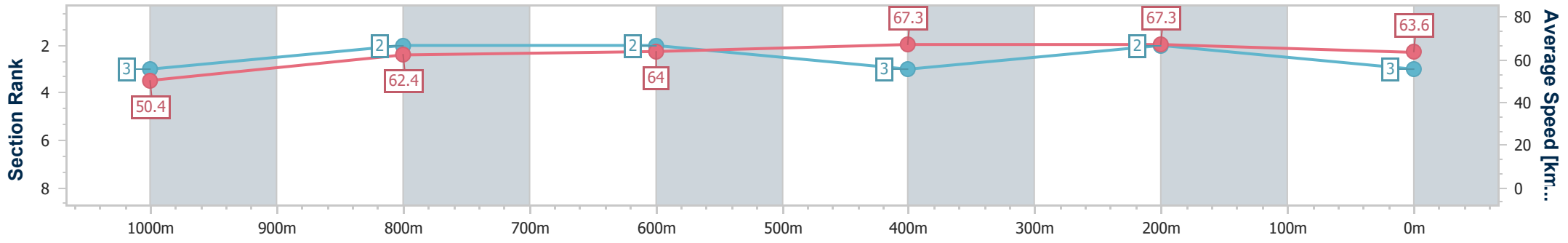
Race 4: LADBROKES ODDS SURGE Class 6 Handicap - 1200m

20 February 2025 - 15:40

Track Rating: Good 4, Weather: Fine, Rail Position: +4m 1000m-WP, True Remainder



Section	Overall	1000m	800m	600m	400m	200m
Section Times	1:10.13 [3] (0:14.20)	0:55.93 [3] (0:11.46)	0:44.47 [2] (0:11.39)	0:33.08 [2] (0:10.94)	0:22.14 [3] (0:10.81)	0:11.33 [2] (0:11.33)
Average Speed [km/h]	50.4	62.4	64.0	67.3	67.3	63.6
Top Speed [km/h]	63.2	64.1	66.0	70.4	70.1	65.8
Avg. Dist. to Rail [m]	3.2	2.5	2.9	4.8	5.3	3.1
Avg. Stride Freq. [Hz]	2.3	2.4	2.4	2.5	2.5	2.4
Avg. Stride Length [m]	6.1	7.2	7.4	7.4	7.4	7.3



- [ ] Ranking at each section and finish
- .-.- No data available at this section
- NA No data available



Horse/Jockey Name	Mutafiq
Final Rank	4
Fastest Section Time (Section)	0:10.68 (400m)
Top Speed [km/h] (Section)	69.3 (400m)
Race State	Finished



### Townsville QLD Professional

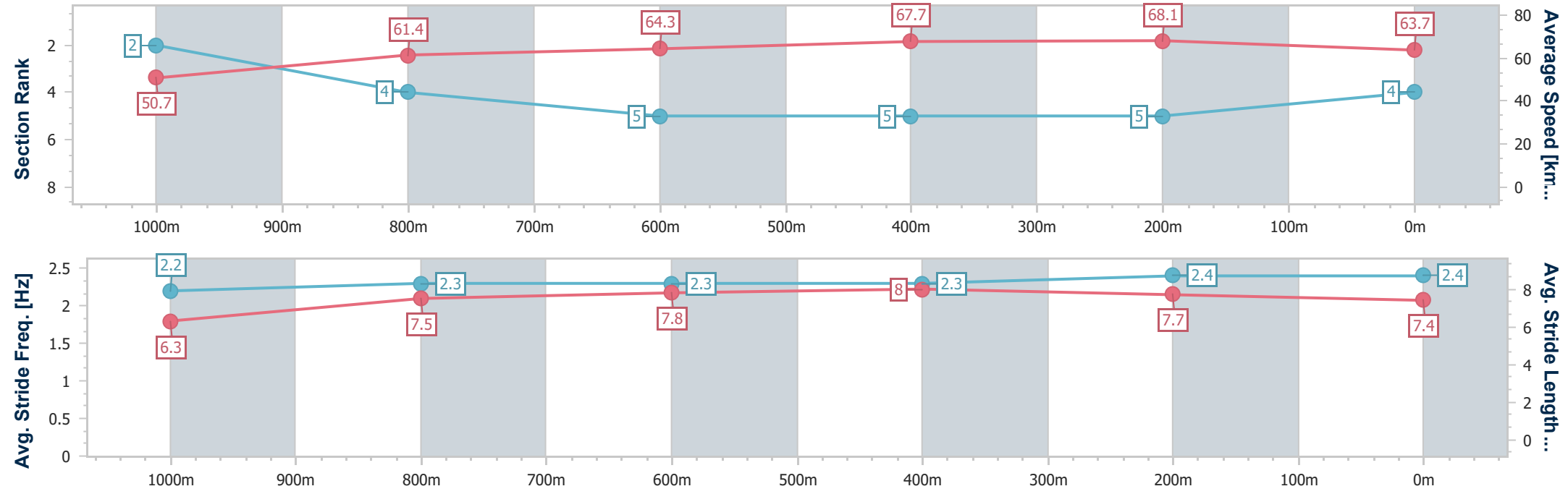
Race 4: LADBROKES ODDS SURGE Class 6 Handicap - 1200m

20 February 2025 - 15:40

Track Rating: Good 4, Weather: Fine, Rail Position: +4m 1000m-WP, True Remainder



Section	Overall	1000m	800m	600m	400m	200m
Section Times	1:10.15 [4] (0:14.20)	0:55.95 [2] (0:11.76)	0:44.19 [4] (0:11.34)	0:32.85 [5] (0:10.85)	0:22.00 [5] (0:10.68)	0:11.32 [5] (0:11.32)
Average Speed [km/h]	50.7	61.4	64.3	67.7	68.1	63.7
Top Speed [km/h]	60.8	63.3	65.8	69.2	69.3	66.3
Avg. Dist. to Rail [m]	5.6	2.0	2.9	4.0	4.9	5.2
Avg. Stride Freq. [Hz]	2.2	2.3	2.3	2.3	2.4	2.4
Avg. Stride Length [m]	6.3	7.5	7.8	8.0	7.7	7.4



- [ ] Ranking at each section and finish
- .-.- No data available at this section
- NA No data available



Horse/Jockey Name	No Love Lost
Final Rank	5
Fastest Section Time (Section)	0:10.84 (600m)
Top Speed [km/h] (Section)	68.8 (600m)
Race State	Finished



Townsville QLD Professional

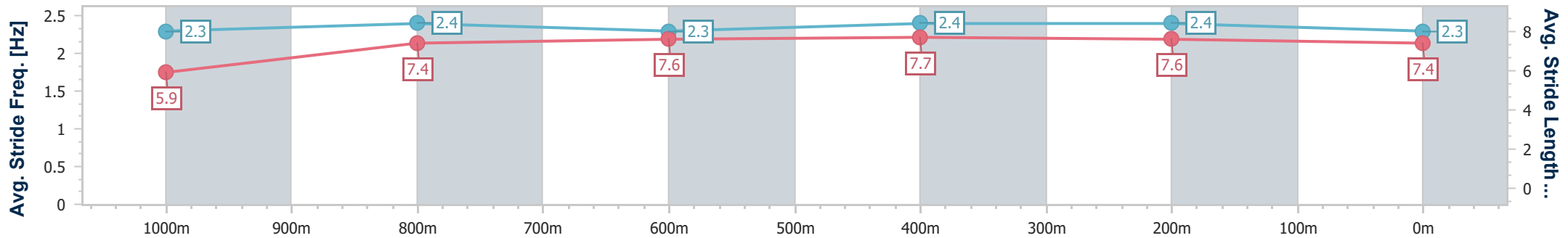
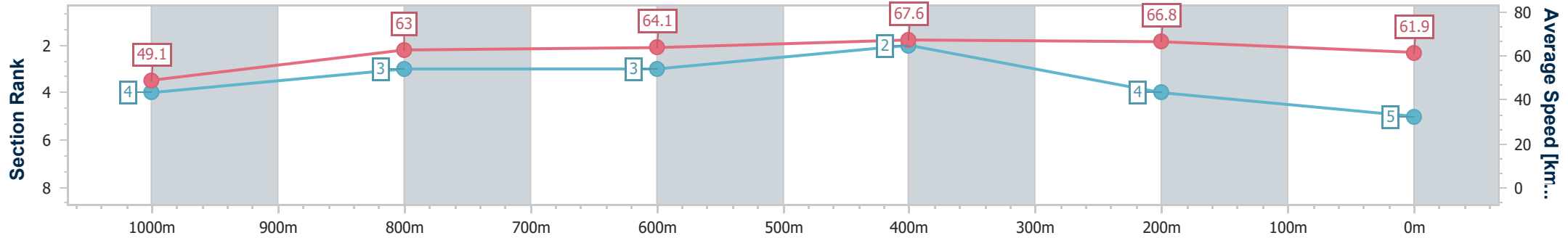
Race 4: LADBROKES ODDS SURGE Class 6 Handicap - 1200m

20 February 2025 - 15:40

Track Rating: Good 4, Weather: Fine, Rail Position: +4m 1000m-WP, True Remainder



Section	Overall	1000m	800m	600m	400m	200m
Section Times	1:10.45 [5] (0:14.58)	0:55.87 [4] (0:11.21)	0:44.66 [3] (0:11.33)	0:33.33 [3] (0:10.84)	0:22.49 [2] (0:10.85)	0:11.64 [4] (0:11.64)
Average Speed [km/h]	49.1	63.0	64.1	67.6	66.8	61.9
Top Speed [km/h]	61.5	64.7	65.1	68.8	68.4	65.6
Avg. Dist. to Rail [m]	4.0	3.8	1.8	3.6	4.1	4.8
Avg. Stride Freq. [Hz]	2.3	2.4	2.3	2.4	2.4	2.3
Avg. Stride Length [m]	5.9	7.4	7.6	7.7	7.6	7.4



- [ ] Ranking at each section and finish
- .-.-.- No data available at this section
- NA No data available



Horse/Jockey Name	Trodaire
Final Rank	6
Fastest Section Time (Section)	0:10.90 (400m)
Top Speed [km/h] (Section)	67.0 (600m)
Race State	Finished



Townsville QLD Professional

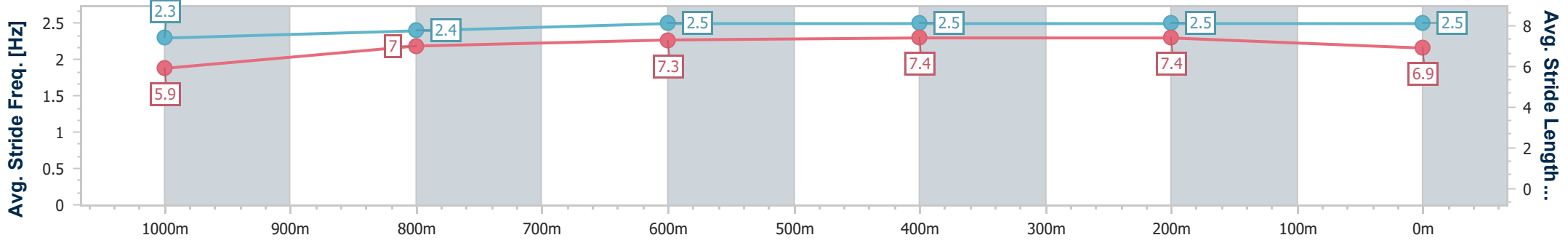
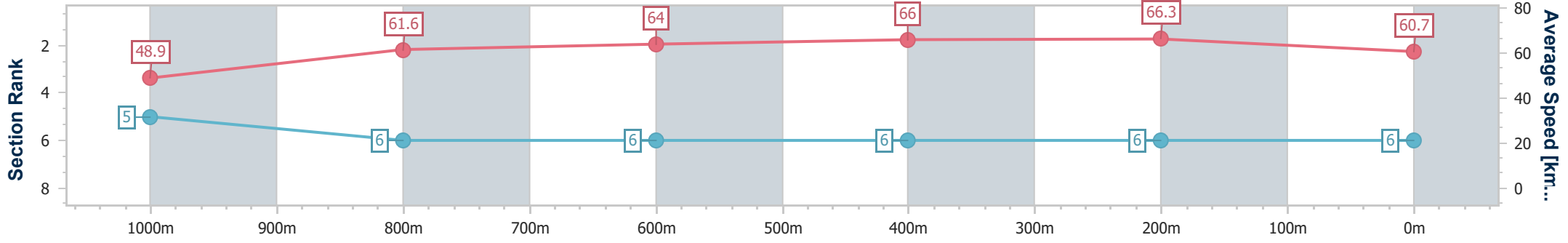
Race 4: LADBROKES ODDS SURGE Class 6 Handicap - 1200m

20 February 2025 - 15:40

Track Rating: Good 4, Weather: Fine, Rail Position: +4m 1000m-WP, True Remainder



Section	Overall	1000m	800m	600m	400m	200m
Section Times	1:11.27 [6] (0:14.68)	0:56.59 [5] (0:11.57)	0:45.02 [6] (0:11.25)	0:33.77 [6] (0:11.00)	0:22.77 [6] (0:10.90)	0:11.87 [6] (0:11.87)
Average Speed [km/h]	48.9	61.6	64.0	66.0	66.3	60.7
Top Speed [km/h]	62.1	63.6	65.0	67.0	66.9	65.0
Avg. Dist. to Rail [m]	4.7	2.1	1.0	1.9	3.1	5.6
Avg. Stride Freq. [Hz]	2.3	2.4	2.5	2.5	2.5	2.5
Avg. Stride Length [m]	5.9	7.0	7.3	7.4	7.4	6.9



- [ ] Ranking at each section and finish
- .-.- No data available at this section
- NA No data available





Horse/Jockey Name	Sir Maximus
Final Rank	7
Fastest Section Time (Section)	0:10.90 (400m)
Top Speed [km/h] (Section)	67.4 (600m)
Race State	Finished



### Townsville QLD Professional

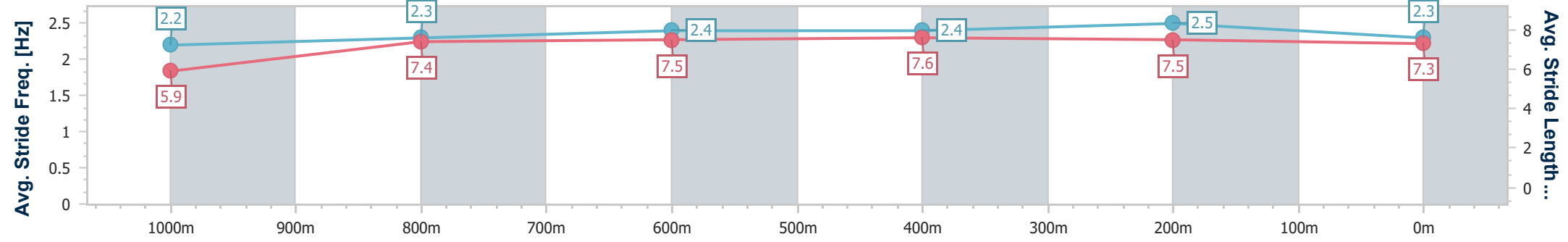
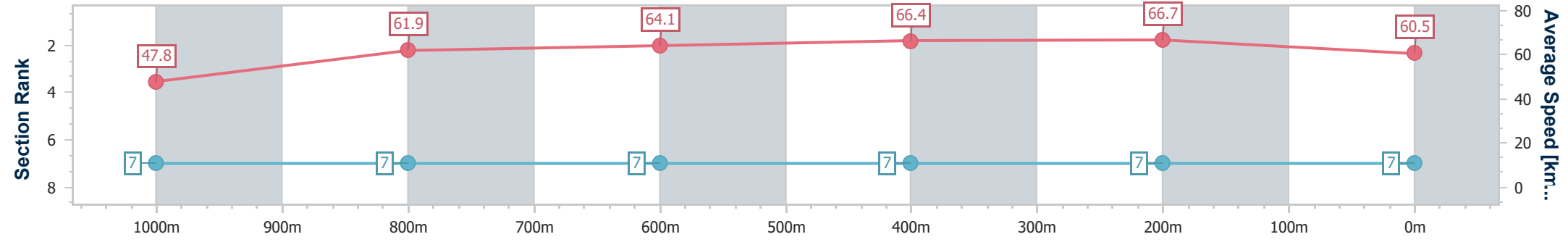
Race 4: LADBROKES ODDS SURGE Class 6 Handicap - 1200m

20 February 2025 - 15:40

Track Rating: Good 4, Weather: Fine, Rail Position: +4m 1000m-WP, True Remainder



Section	Overall	1000m	800m	600m	400m	200m
Section Times	1:11.61 [7] (0:14.96)	0:56.65 [7] (0:11.41)	0:45.24 [7] (0:11.34)	0:33.90 [7] (0:11.12)	0:22.78 [7] (0:10.90)	0:11.88 [7] (0:11.88)
Average Speed [km/h]	47.8	61.9	64.1	66.4	66.7	60.5
Top Speed [km/h]	62.1	64.1	65.3	67.4	67.3	66.0
Avg. Dist. to Rail [m]	4.9	3.9	2.0	5.0	5.2	5.5
Avg. Stride Freq. [Hz]	2.2	2.3	2.4	2.4	2.5	2.3
Avg. Stride Length [m]	5.9	7.4	7.5	7.6	7.5	7.3



- [ ] Ranking at each section and finish
- .-.- No data available at this section
- NA No data available



# Townsville QLD Professional

## Race 5: HYGAIN Class 3 Plate - 1000m

20 February 2025 - 16:20



Track Rating: Good 4, Weather: Fine, Rail Position: +4m 1000m-WP, True Remainder

Section		Overall	800m	600m	400m	200m	Last 600m					
Field Times		0:56.24 (0:13.17)	0:43.07 (0:10.27)	0:32.80 (0:10.67)	0:22.13 (0:10.88)	0:11.25 (0:11.25)	0:00.00					
Rank	TAB Horse/Jockey	Barrier	Top Speed [km/h]	Fastest Section	Margin	Margin	Distance Travelled [m]					
1	6 WICKLOW LASS Wanderson D'Avila	5	71.8 800m	0:10.27 800m	0:56.24 [1] (0:13.65)	0:42.59 [2] (0:10.27)	0:32.32 [2] (0:10.54)	0:21.78 [2] (0:10.83)	0:10.95 [3] (0:10.95)	0:56.24	0:32.32	
2	4 NOLAN Ashley Butler	7	71.6 800m	0:10.14 800m	0:56.25 [2] (0:13.93)	0:42.32 [3] (0:10.14)	0:32.18 [3] (0:10.56)	0:21.62 [3] (0:10.69)	0:10.93 [4] (0:10.93)	0.05L	0:32.18	-1
3	5 SNITZAROO Graham Kliese	6	72.3 Overall	0:10.27 800m	0:56.54 [3] (0:13.17)	0:43.37 [1] (0:10.27)	0:33.10 [1] (0:10.67)	0:22.43 [1] (0:10.88)	0:11.55 [1] (0:11.55)	1.76L	0:33.10	-1
4	7 CHARTWELL Justin Stanley	1	71.6 400m	0:10.36 600m	0:56.59 [4] (0:14.08)	0:42.51 [4] (0:10.41)	0:32.10 [6] (0:10.36)	0:21.74 [4] (0:10.44)	0:11.30 [2] (0:11.30)	2.07L	0:32.10	-4
5	2 HARROW Ryan Wiggins	8	71.5 800m	0:10.18 800m	0:56.67 [5] (0:14.25)	0:42.42 [5] (0:10.18)	0:32.24 [4] (0:10.50)	0:21.74 [5] (0:10.69)	0:11.05 [5] (0:11.05)	2.51L	0:32.24	+0
6	1 FIVE BULLS Amanda Thomson	3	71.6 400m	0:10.20 800m	0:56.89 [6] (0:14.26)	0:42.63 [6] (0:10.20)	0:32.43 [5] (0:10.64)	0:21.79 [6] (0:10.58)	0:11.21 [6] (0:11.21)	3.81L	0:32.43	-1
7	3 MORPHEUS BRAGI Adam Sewell	4	Data was not able to be tracked for this horse		-:--:-	-:--:-	-:--:-	-:--:-	-:--:-	5.39L	-:--:-	-----
8	8 GINGER MICK Jason Taylor	2	70.2 800m	0:10.41 800m	0:57.50 [8] (0:14.45)	0:43.05 [7] (0:10.41)	0:32.64 [7] (0:10.66)	0:21.98 [7] (0:10.53)	0:11.45 [7] (0:11.45)	7.43L	0:32.64	-4

Scratched: Prideofthebigfish (#9)

[ ] Ranking at each section and finish  
 -:--:- No data available at this section  
 NA No data available

SCN Saddle cloth number  
 DNF Did not finish  
 DNT Did not track



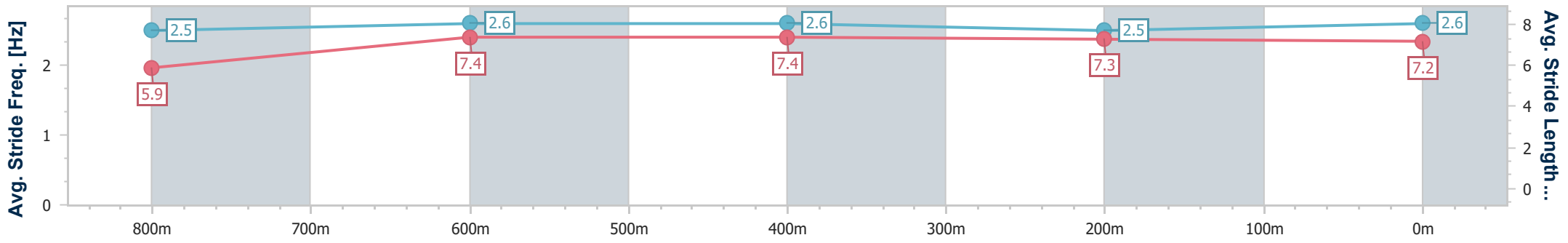
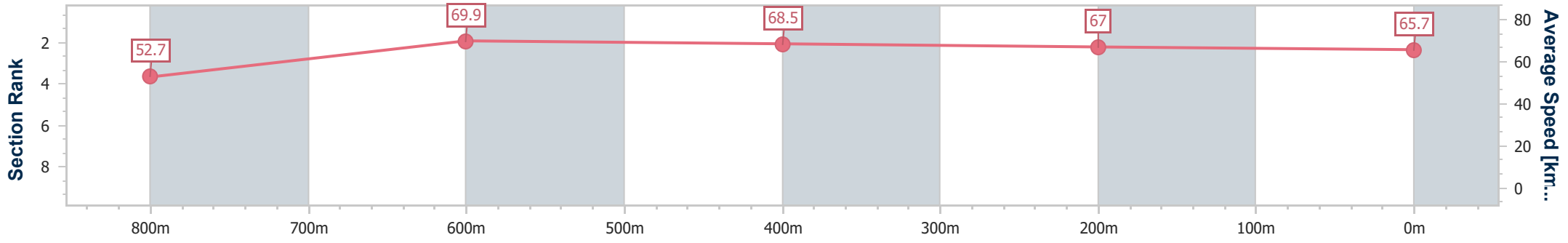
Horse/Jockey Name	Wicklow Lass
Final Rank	1
Fastest Section Time (Section)	0:10.27 (800m)
Top Speed [km/h] (Section)	71.8 (800m)
Race State	Finished



Townsville QLD Professional  
 Race 5: HYGAIN Class 3 Plate - 1000m  
 20 February 2025 - 16:20  
 Track Rating: Good 4, Weather: Fine, Rail Position: +4m 1000m-WP,  
 True Remainder



Section	Overall	800m	600m	400m	200m
Section Times	0:56.24 [1] (0:13.65)	0:42.59 [2] (0:10.27)	0:32.32 [2] (0:10.54)	0:21.78 [2] (0:10.83)	0:10.95 [3] (0:10.95)
Average Speed [km/h]	52.7	69.9	68.5	67.0	65.7
Top Speed [km/h]	71.2	71.8	69.5	67.7	67.6
Avg. Dist. to Rail [m]	2.8	1.0	0.6	5.1	5.7
Avg. Stride Freq. [Hz]	2.5	2.6	2.6	2.5	2.6
Avg. Stride Length [m]	5.9	7.4	7.4	7.3	7.2



- [ ] Ranking at each section and finish
- .-.- No data available at this section
- NA No data available



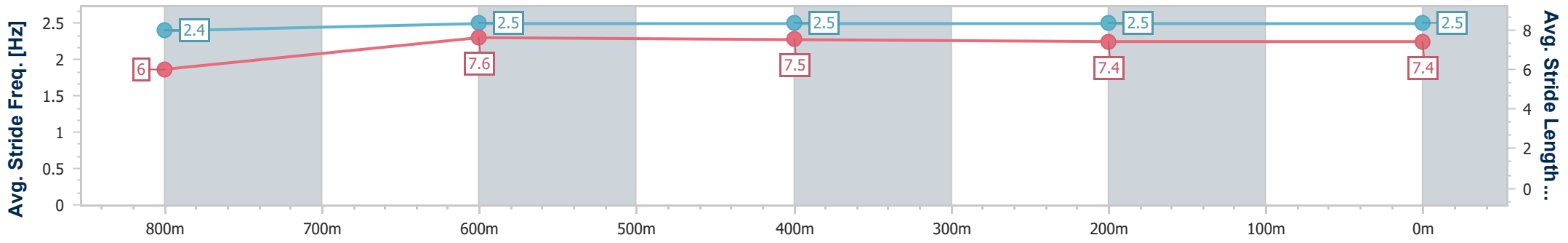
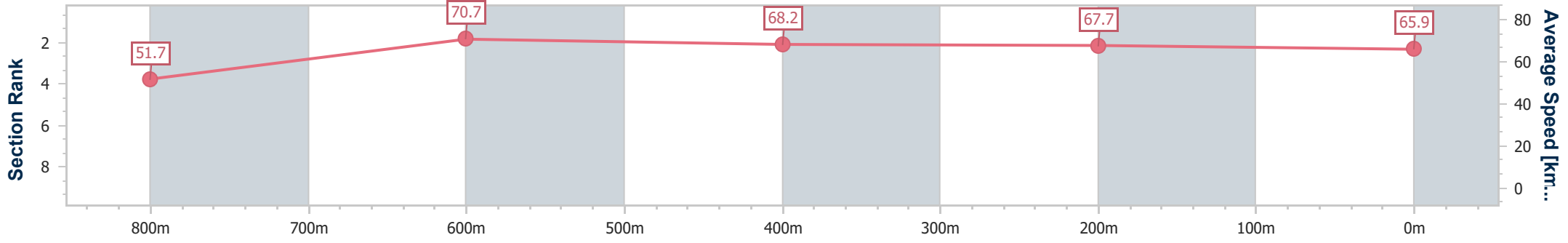
Horse/Jockey Name	Nolan
Final Rank	2
Fastest Section Time (Section)	0:10.14 (800m)
Top Speed [km/h] (Section)	71.6 (800m)
Race State	Finished



Townsville QLD Professional  
 Race 5: HYGAIN Class 3 Plate - 1000m  
 20 February 2025 - 16:20  
 Track Rating: Good 4, Weather: Fine, Rail Position: +4m 1000m-WP,  
 True Remainder



Section	Overall	800m	600m	400m	200m
Section Times	0:56.25 [2] (0:13.93)	0:42.32 [3] (0:10.14)	0:32.18 [3] (0:10.56)	0:21.62 [3] (0:10.69)	0:10.93 [4] (0:10.93)
Average Speed [km/h]	51.7	70.7	68.2	67.7	65.9
Top Speed [km/h]	70.7	71.6	69.3	69.4	68.1
Avg. Dist. to Rail [m]	3.7	1.2	0.5	4.0	4.1
Avg. Stride Freq. [Hz]	2.4	2.5	2.5	2.5	2.5
Avg. Stride Length [m]	6.0	7.6	7.5	7.4	7.4



- [ ] Ranking at each section and finish
- .-.- No data available at this section
- NA No data available



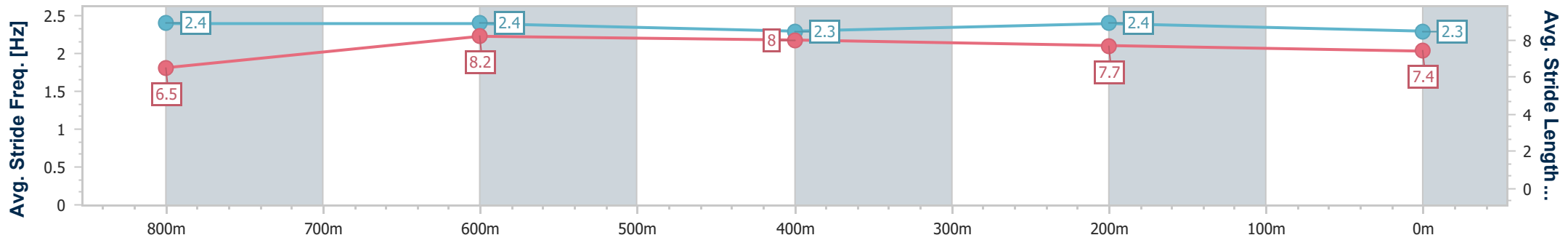
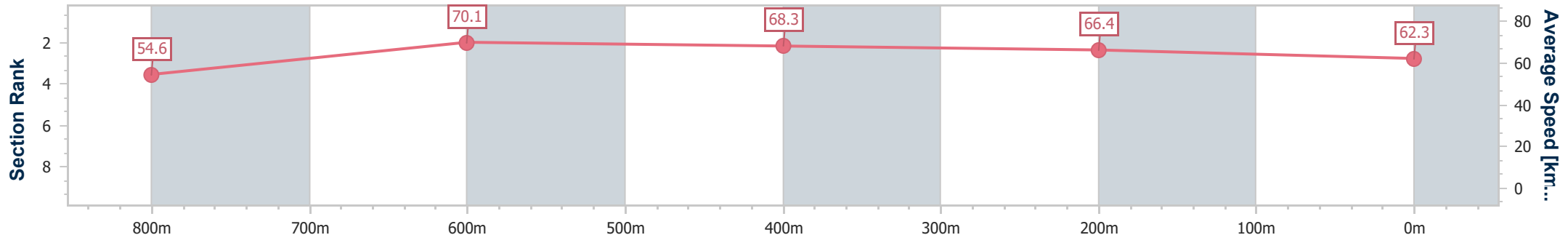
Horse/Jockey Name	Snitzaroo
Final Rank	3
Fastest Section Time (Section)	0:10.27 (800m)
Top Speed [km/h] (Section)	72.3 (Overall)
Race State	Finished



Townsville QLD Professional  
 Race 5: HYGAIN Class 3 Plate - 1000m  
 20 February 2025 - 16:20  
 Track Rating: Good 4, Weather: Fine, Rail Position: +4m 1000m-WP,  
 True Remainder



Section	Overall	800m	600m	400m	200m
Section Times	0:56.54 [3] (0:13.17)	0:43.37 [1] (0:10.27)	0:33.10 [1] (0:10.67)	0:22.43 [1] (0:10.88)	0:11.55 [1] (0:11.55)
Average Speed [km/h]	54.6	70.1	68.3	66.4	62.3
Top Speed [km/h]	72.3	72.0	69.5	67.8	66.3
Avg. Dist. to Rail [m]	3.7	0.7	1.5	1.8	1.4
Avg. Stride Freq. [Hz]	2.4	2.4	2.3	2.4	2.3
Avg. Stride Length [m]	6.5	8.2	8.0	7.7	7.4



- [ ] Ranking at each section and finish
- .-.- No data available at this section
- NA No data available



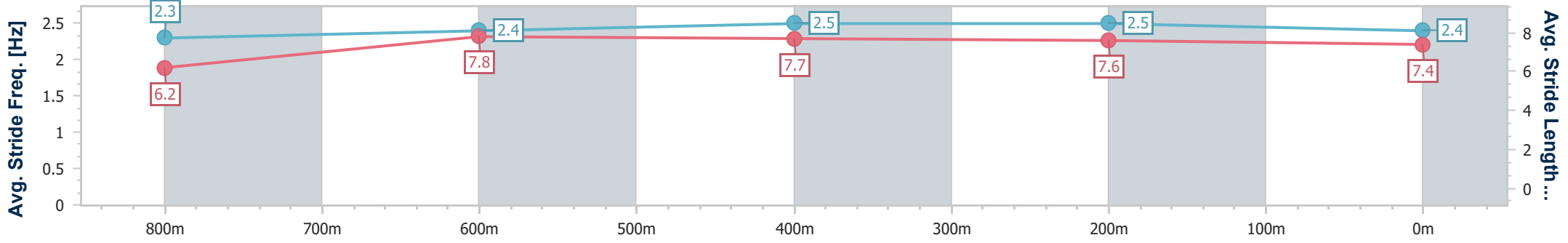
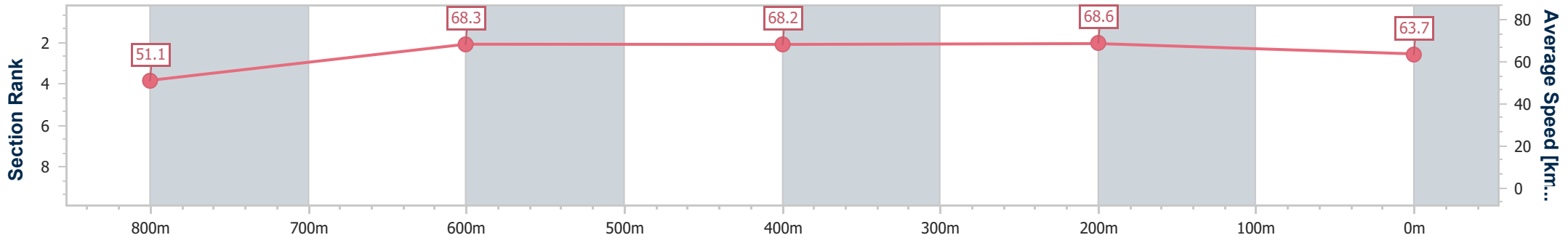
Horse/Jockey Name	Chartwell
Final Rank	4
Fastest Section Time (Section)	0:10.36 (600m)
Top Speed [km/h] (Section)	71.6 (400m)
Race State	Finished



Townsville QLD Professional  
 Race 5: HYGAIN Class 3 Plate - 1000m  
 20 February 2025 - 16:20  
 Track Rating: Good 4, Weather: Fine, Rail Position: +4m 1000m-WP,  
 True Remainder



Section	Overall	800m	600m	400m	200m
Section Times	0:56.59 [4] (0:14.08)	0:42.51 [4] (0:10.41)	0:32.10 [6] (0:10.36)	0:21.74 [4] (0:10.44)	0:11.30 [2] (0:11.30)
Average Speed [km/h]	51.1	68.3	68.2	68.6	63.7
Top Speed [km/h]	68.4	68.8	70.6	71.6	67.2
Avg. Dist. to Rail [m]	1.5	2.8	3.7	1.5	1.2
Avg. Stride Freq. [Hz]	2.3	2.4	2.5	2.5	2.4
Avg. Stride Length [m]	6.2	7.8	7.7	7.6	7.4



- [ ] Ranking at each section and finish
- .-.- No data available at this section
- NA No data available



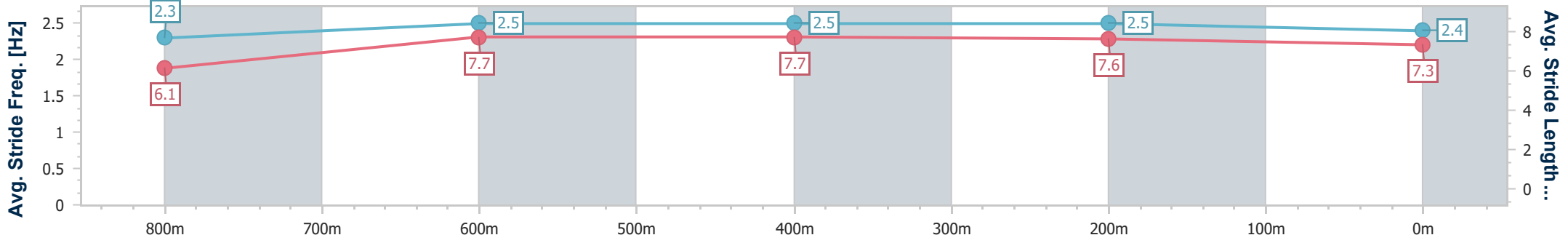
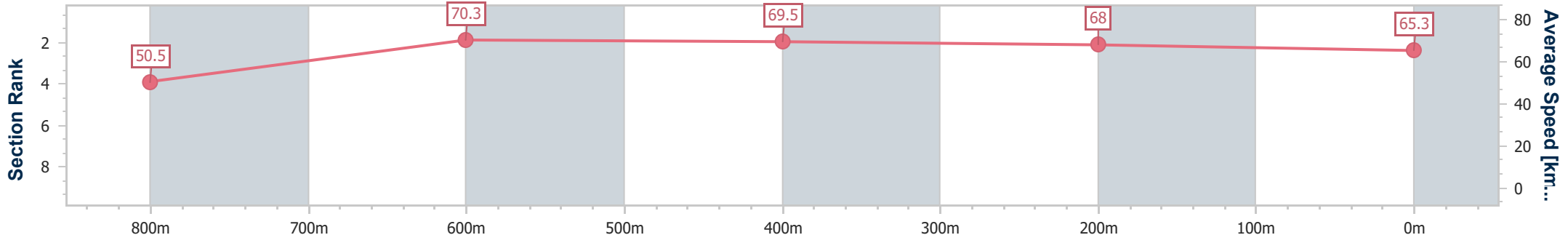
Horse/Jockey Name	Harrow
Final Rank	5
Fastest Section Time (Section)	0:10.18 (800m)
Top Speed [km/h] (Section)	71.5 (800m)
Race State	Finished



Townsville QLD Professional  
 Race 5: HYGAIN Class 3 Plate - 1000m  
 20 February 2025 - 16:20  
 Track Rating: Good 4, Weather: Fine, Rail Position: +4m 1000m-WP,  
 True Remainder



Section	Overall	800m	600m	400m	200m
Section Times	0:56.67 [5] (0:14.25)	0:42.42 [5] (0:10.18)	0:32.24 [4] (0:10.50)	0:21.74 [5] (0:10.69)	0:11.05 [5] (0:11.05)
Average Speed [km/h]	50.5	70.3	69.5	68.0	65.3
Top Speed [km/h]	67.9	71.5	70.0	69.2	67.7
Avg. Dist. to Rail [m]	3.6	1.0	2.7	5.5	6.1
Avg. Stride Freq. [Hz]	2.3	2.5	2.5	2.5	2.4
Avg. Stride Length [m]	6.1	7.7	7.7	7.6	7.3



- [ ] Ranking at each section and finish
- .-.- No data available at this section
- NA No data available



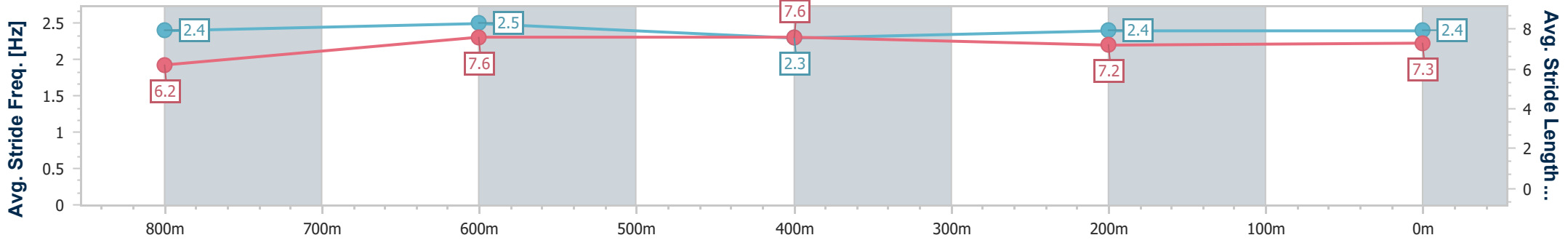
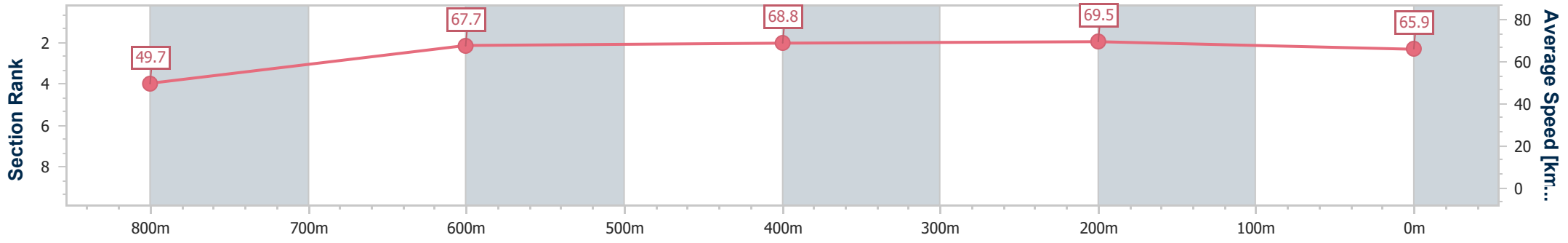
Horse/Jockey Name	Five Bulls
Final Rank	6
Fastest Section Time (Section)	0:10.20 (800m)
Top Speed [km/h] (Section)	71.6 (400m)
Race State	Finished



Townsville QLD Professional  
 Race 5: HYGAIN Class 3 Plate - 1000m  
 20 February 2025 - 16:20  
 Track Rating: Good 4, Weather: Fine, Rail Position: +4m 1000m-WP,  
 True Remainder



Section	Overall	800m	600m	400m	200m
Section Times	0:56.89 [6] (0:14.26)	0:42.63 [6] (0:10.20)	0:32.43 [5] (0:10.64)	0:21.79 [6] (0:10.58)	0:11.21 [6] (0:11.21)
Average Speed [km/h]	49.7	67.7	68.8	69.5	65.9
Top Speed [km/h]	67.7	70.2	70.9	71.6	68.4
Avg. Dist. to Rail [m]	1.8	1.6	1.6	2.0	3.6
Avg. Stride Freq. [Hz]	2.4	2.5	2.3	2.4	2.4
Avg. Stride Length [m]	6.2	7.6	7.6	7.2	7.3



- [ ] Ranking at each section and finish
- .-.- No data available at this section
- NA No data available





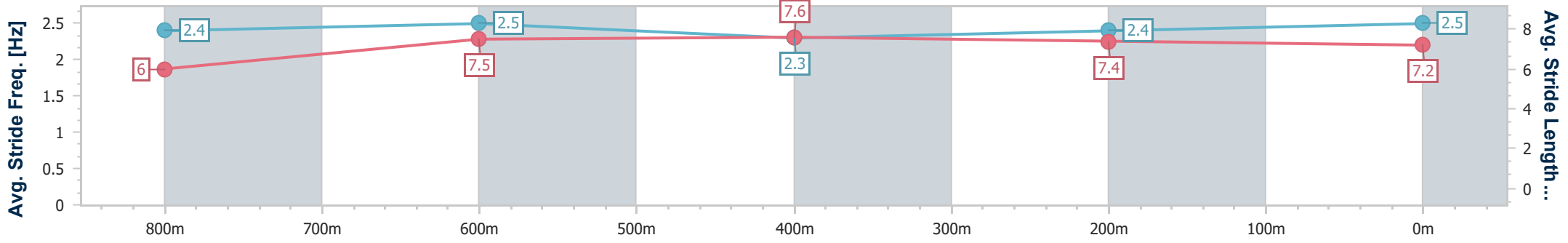
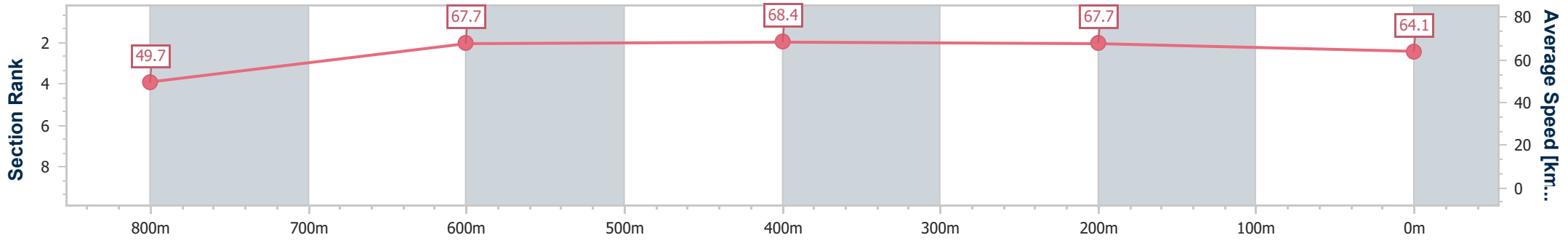
Horse/Jockey Name	Ginger Mick
Final Rank	8
Fastest Section Time (Section)	0:10.41 (800m)
Top Speed [km/h] (Section)	70.2 (800m)
Race State	Finished



**Townsville QLD Professional**  
**Race 5: HYGAIN Class 3 Plate - 1000m**  
 20 February 2025 - 16:20  
 Track Rating: Good 4, Weather: Fine, Rail Position: +4m 1000m-WP,  
 True Remainder



Section	Overall	800m	600m	400m	200m
Section Times	0:57.50 [8] (0:14.45)	0:43.05 [7] (0:10.41)	0:32.64 [7] (0:10.66)	0:21.98 [7] (0:10.53)	0:11.45 [7] (0:11.45)
Average Speed [km/h]	49.7	67.7	68.4	67.7	64.1
Top Speed [km/h]	67.7	70.2	70.2	69.5	67.7
Avg. Dist. to Rail [m]	1.7	1.2	0.9	1.3	1.3
Avg. Stride Freq. [Hz]	2.4	2.5	2.3	2.4	2.5
Avg. Stride Length [m]	6.0	7.5	7.6	7.4	7.2



- [ ] Ranking at each section and finish
- .-.- No data available at this section
- NA No data available



Horse/Jockey Name	Morpheus Bragi
Final Rank	7
Fastest Section Time (Section)	-:--:--
Top Speed [km/h] (Section)	--.-
Race State	DidNotTrack



Townsville QLD Professional  
 Race 5: HYGAIN Class 3 Plate - 1000m  
 20 February 2025 - 16:20  
 Track Rating: Good 4, Weather: Fine, Rail Position: +4m 1000m-WP,  
 True Remainder



Section	Overall	800m	600m	400m	200m									
Section Times	-:--:--	-:--:--	-:--:--	-:--:--	-:--:--									
Average Speed [km/h]	--.-	--.-	--.-	--.-	--.-									
Top Speed [km/h]	--.-	--.-	--.-	--.-	--.-									
Avg. Dist. to Rail [m]	--	--	--	--	--									
Avg. Stride Freq. [Hz]	--.-	--.-	--.-	--.-	--.-									
Avg. Stride Length [m]	--.-	--.-	--.-	--.-	--.-									

[ ] Ranking at each section and finish  
 -:--:-- No data available at this section  
 NA No data available



# Townsville QLD Professional

## Race 6: MITAVITE RATINGS BAND 0 - 55 Handicap - 1000m



20 February 2025 - 17:00

Track Rating: Good 4, Weather: Fine, Rail Position: +4m 1000m-WP, True Remainder

Section		Overall						800m		600m		400m		200m		Last 600m	
Field Times		0:56.14						0:43.26		0:33.31		0:22.90		0:11.86		0:33.31	
		(0:12.88)						(0:09.95)		(0:10.41)		(0:11.04)		(0:11.86)			
Rank	TAB	Horse/Jockey	Barrier	Top Speed [km/h]	Fastest Section								Margin			Distance Travelled [m]	
1	8	<b>BRAVE INTENT</b> Amanda Thomson	4	72.7 600m	0:10.22 800m	0:56.14 [1] (0:13.29)	0:42.85 [5] (0:10.22)	0:32.63 [4] (0:10.41)	0:22.22 [4] (0:10.82)	0:11.40 [3] (0:11.40)	0:56.14	0:32.63					
2	4	<b>CATALINA DREAMING</b> Justin Stanley	2	71.3 800m	0:10.29 800m	0:56.15 [2] (0:13.05)	0:43.10 [2] (0:10.29)	0:32.81 [2] (0:10.50)	0:22.31 [3] (0:10.83)	0:11.48 [2] (0:11.48)	0.03L	0:32.81	-3				
3	10	<b>ARROGANT HEART</b> Chris Meehan	6	73.1 800m	0:09.95 800m	0:56.57 [3] (0:12.88)	0:43.69 [1] (0:09.95)	0:33.74 [1] (0:10.41)	0:23.33 [1] (0:11.04)	0:12.29 [1] (0:12.29)	2.49L	0:33.74	-3				
4	7	<b>SPINELESS</b> Graham Kliese	5	72.0 800m	0:10.29 800m	0:56.57 [4] (0:13.44)	0:43.13 [8] (0:10.29)	0:32.84 [7] (0:10.50)	0:22.34 [7] (0:10.79)	0:11.55 [5] (0:11.55)	2.51L	0:32.84	-2				
5	9	<b>LOOK AT ROSA</b> Adam Sewell	7	71.5 600m	0:10.47 600m	0:56.60 [5] (0:13.52)	0:43.08 [9] (0:10.52)	0:32.56 [9] (0:10.47)	0:22.09 [9] (0:10.72)	0:11.37 [7] (0:11.37)	2.68L	0:32.56	-1				
6	6	<b>WEMYSS</b> Nathan Thomas	1	71.6 800m	0:10.27 800m	0:56.64 [6] (0:13.31)	0:43.33 [7] (0:10.27)	0:33.06 [6] (0:10.61)	0:22.45 [6] (0:10.94)	0:11.51 [6] (0:11.51)	2.95L	0:33.06	-2				
7	3	<b>PRIDE OF THE BIG FISH</b> Ryan Wiggins	10	72.6 800m	0:10.10 800m	0:56.76 [7] (0:13.30)	0:43.46 [6] (0:10.10)	0:33.36 [3] (0:10.35)	0:23.01 [2] (0:11.01)	0:12.00 [4] (0:12.00)	3.6L	0:33.36	-7				
8	5	<b>LET'S RIDE</b> Jason Taylor	11	71.7 600m	0:10.58 800m	0:56.79 [8] (0:13.20)	0:43.59 [3] (0:10.58)	0:33.01 [8] (0:10.63)	0:22.38 [8] (0:10.92)	0:11.46 [8] (0:11.46)	3.8L	0:33.01	+9				
9	1	<b>FAST MISSILE</b> Ashley Butler	8	71.2 600m	0:10.27 800m	0:56.90 [9] (0:14.09)	0:42.81 [11] (0:10.27)	0:32.54 [11] (0:10.32)	0:22.22 [10] (0:10.74)	0:11.48 [9] (0:11.48)	4.44L	0:32.54	-4				
10	2	<b>KING RUPERT</b> Wanderson D'Avila	3	69.5 800m	0:10.61 800m	0:57.18 [10] (0:13.57)	0:43.61 [10] (0:10.61)	0:33.00 [10] (0:10.72)	0:22.28 [11] (0:10.86)	0:11.42 [11] (0:11.42)	6.11L	0:33.00	-3				



**Townsville QLD Professional**  
**Race 6: MITAVITE RATINGS BAND 0 - 55 Handicap - 1000m**  
 20 February 2025 - 17:00



Track Rating: Good 4, Weather: Fine, Rail Position: +4m 1000m-WP, True Remainder

Section		Overall	800m	600m	400m	200m	Last 600m					
Field Times		0:56.14 (0:12.88)	0:43.26 (0:09.95)	0:33.31 (0:10.41)	0:22.90 (0:11.04)	0:11.86 (0:11.86)	0:33.31					
Rank	TAB Horse/Jockey	Barrier	Top Speed [km/h]	Fastest Section	Margin					Distance Travelled [m]		
11	11 EXSENSIBLE Denicious Smith	9	71.3 800m	0:10.29 800m	0:57.64 [11] (0:13.23)	0:44.41 [4] (0:10.29)	0:34.12 [5] (0:10.60)	0:23.52 [5] (0:11.31)	0:12.21 [10] (0:12.21)	8.83L	0:34.12	+2

[ ] Ranking at each section and finish  
 -:-:- No data available at this section  
 NA No data available

SCN Saddle cloth number  
 DNF Did not finish  
 DNT Did not track



Horse/Jockey Name	Brave Intent
Final Rank	1
Fastest Section Time (Section)	0:10.22 (800m)
Top Speed [km/h] (Section)	72.7 (600m)
Race State	Finished



Townsville QLD Professional

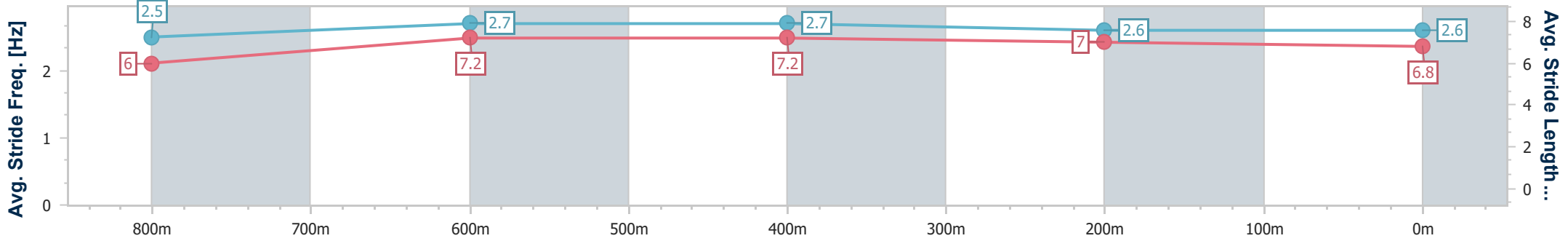
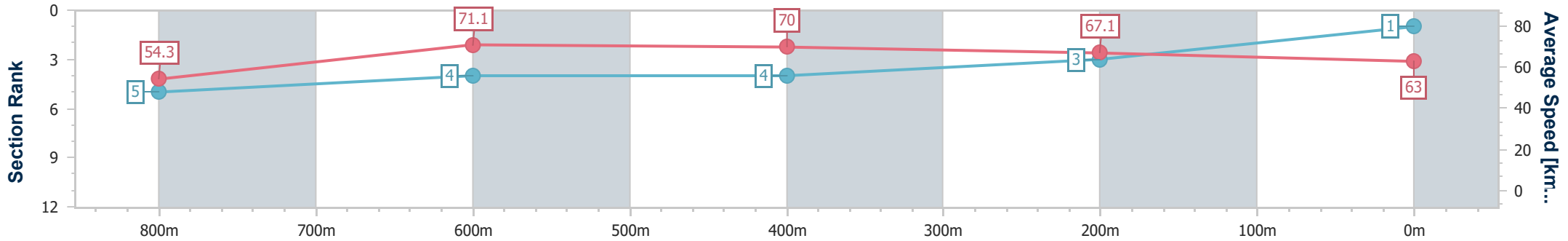
Race 6: MITAVITE RATINGS BAND 0 - 55 Handicap - 1000m

20 February 2025 - 17:00

Track Rating: Good 4, Weather: Fine, Rail Position: +4m 1000m-WP, True Remainder



Section	Overall	800m	600m	400m	200m
Section Times	0:56.14 [1] (0:13.29)	0:42.85 [5] (0:10.22)	0:32.63 [4] (0:10.41)	0:22.22 [4] (0:10.82)	0:11.40 [3] (0:11.40)
Average Speed [km/h]	54.3	71.1	70.0	67.1	63.0
Top Speed [km/h]	69.3	72.6	72.7	68.2	66.4
Avg. Dist. to Rail [m]	4.3	2.5	2.4	5.5	5.6
Avg. Stride Freq. [Hz]	2.5	2.7	2.7	2.6	2.6
Avg. Stride Length [m]	6.0	7.2	7.2	7.0	6.8



- [ ] Ranking at each section and finish
- .-.- No data available at this section
- NA No data available



Horse/Jockey Name	Catalina Dreaming
Final Rank	2
Fastest Section Time (Section)	0:10.29 (800m)
Top Speed [km/h] (Section)	71.3 (800m)
Race State	Finished



Townsville QLD Professional

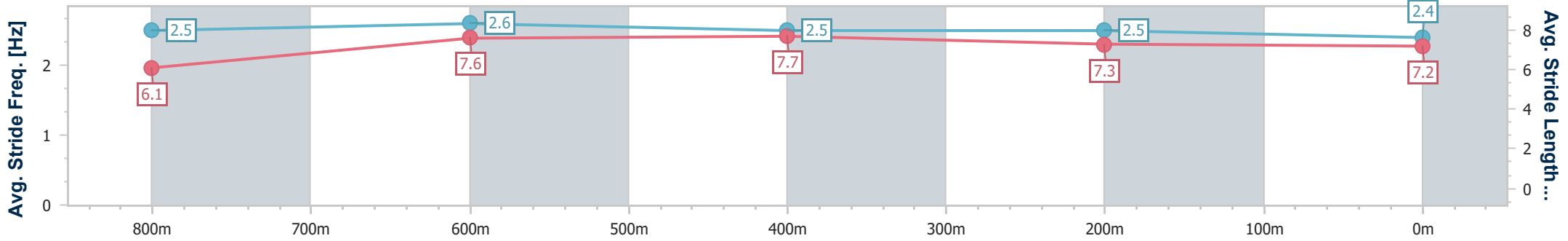
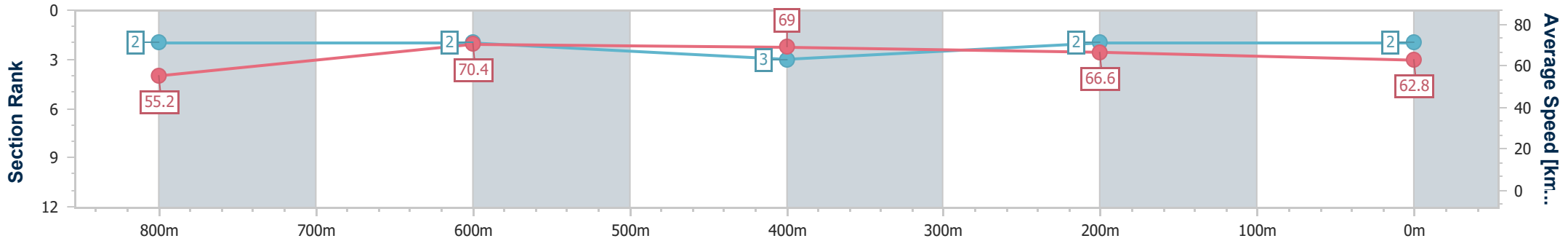
Race 6: MITAVITE RATINGS BAND 0 - 55 Handicap - 1000m

20 February 2025 - 17:00

Track Rating: Good 4, Weather: Fine, Rail Position: +4m 1000m-WP, True Remainder



Section	Overall	800m	600m	400m	200m
Section Times	0:56.15 [2] (0:13.05)	0:43.10 [2] (0:10.29)	0:32.81 [2] (0:10.50)	0:22.31 [3] (0:10.83)	0:11.48 [2] (0:11.48)
Average Speed [km/h]	55.2	70.4	69.0	66.6	62.8
Top Speed [km/h]	70.9	71.3	70.7	68.1	65.0
Avg. Dist. to Rail [m]	2.6	1.5	1.1	2.2	3.8
Avg. Stride Freq. [Hz]	2.5	2.6	2.5	2.5	2.4
Avg. Stride Length [m]	6.1	7.6	7.7	7.3	7.2



- [ ] Ranking at each section and finish
- .-.- No data available at this section
- NA No data available



Horse/Jockey Name	Arrogant Heart
Final Rank	3
Fastest Section Time (Section)	0:09.95 (800m)
Top Speed [km/h] (Section)	73.1 (800m)
Race State	Finished



Townsville QLD Professional

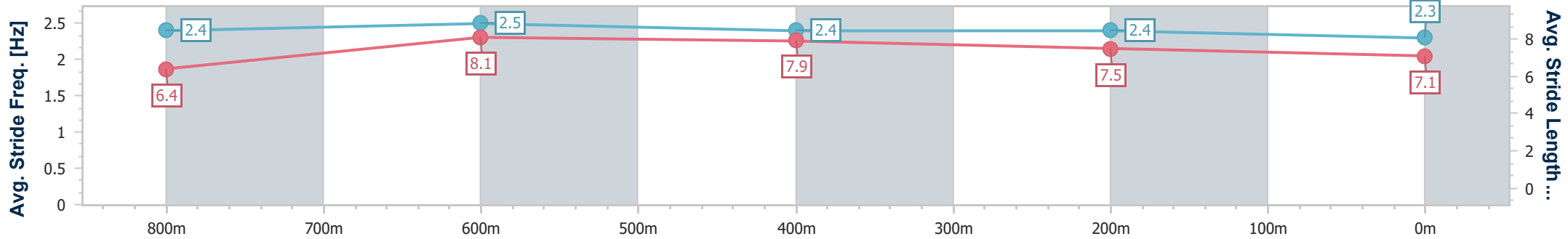
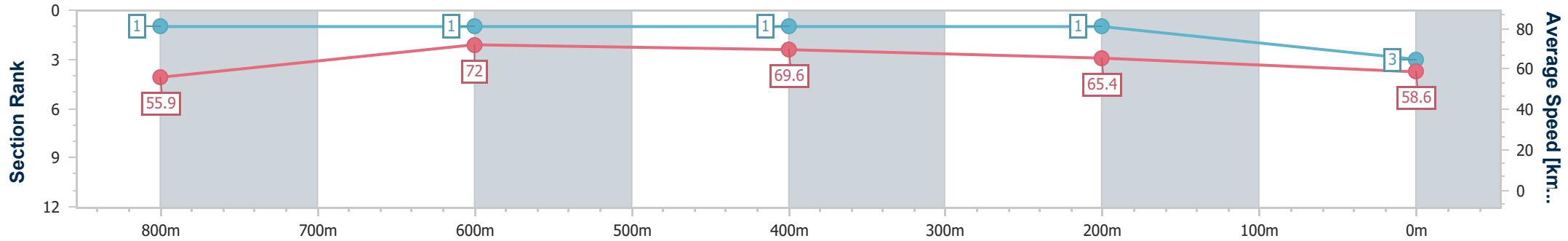
Race 6: MITAVITE RATINGS BAND 0 - 55 Handicap - 1000m

20 February 2025 - 17:00

Track Rating: Good 4, Weather: Fine, Rail Position: +4m 1000m-WP, True Remainder



Section	Overall	800m	600m	400m	200m
Section Times	0:56.57 [3] (0:12.88)	0:43.69 [1] (0:09.95)	0:33.74 [1] (0:10.41)	0:23.33 [1] (0:11.04)	0:12.29 [1] (0:12.29)
Average Speed [km/h]	55.9	72.0	69.6	65.4	58.6
Top Speed [km/h]	72.7	73.1	71.1	67.3	63.6
Avg. Dist. to Rail [m]	5.7	1.1	1.4	1.2	0.7
Avg. Stride Freq. [Hz]	2.4	2.5	2.4	2.4	2.3
Avg. Stride Length [m]	6.4	8.1	7.9	7.5	7.1



- [ ] Ranking at each section and finish
- .-.- No data available at this section
- NA No data available



Horse/Jockey Name	Spineless
Final Rank	4
Fastest Section Time (Section)	0:10.29 (800m)
Top Speed [km/h] (Section)	72.0 (800m)
Race State	Finished



Townsville QLD Professional

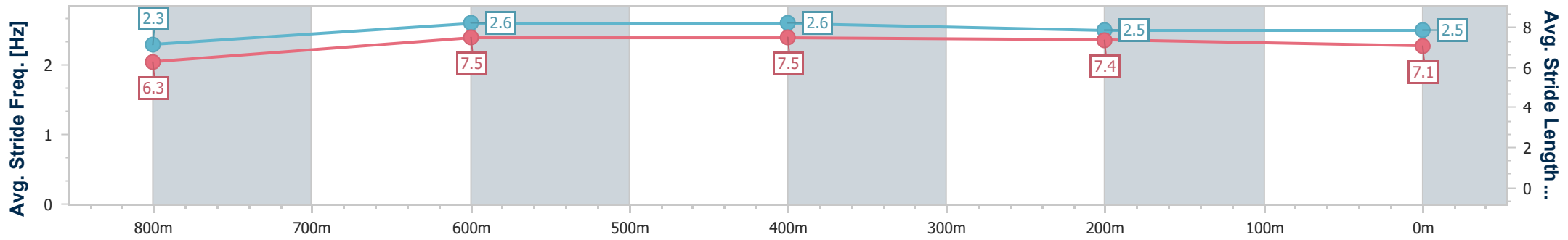
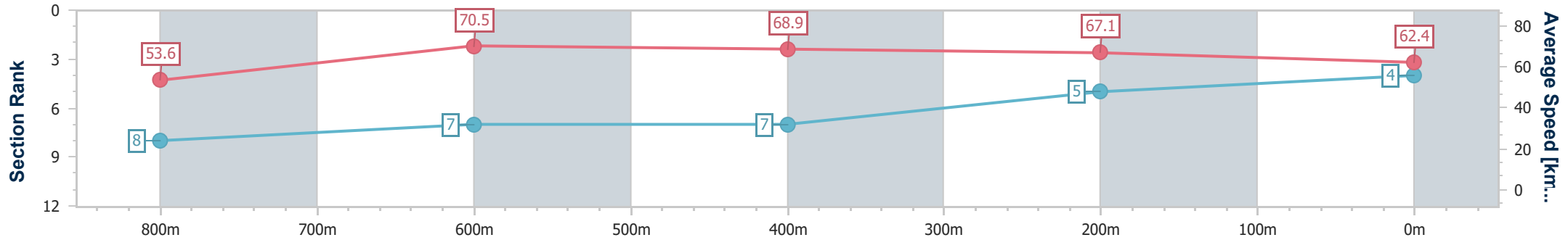
Race 6: MITAVITE RATINGS BAND 0 - 55 Handicap - 1000m

20 February 2025 - 17:00

Track Rating: Good 4, Weather: Fine, Rail Position: +4m 1000m-WP, True Remainder



Section	Overall	800m	600m	400m	200m
Section Times	0:56.57 [4] (0:13.44)	0:43.13 [8] (0:10.29)	0:32.84 [7] (0:10.50)	0:22.34 [7] (0:10.79)	0:11.55 [5] (0:11.55)
Average Speed [km/h]	53.6	70.5	68.9	67.1	62.4
Top Speed [km/h]	70.8	72.0	71.4	68.5	65.3
Avg. Dist. to Rail [m]	4.6	2.0	1.2	3.8	4.0
Avg. Stride Freq. [Hz]	2.3	2.6	2.6	2.5	2.5
Avg. Stride Length [m]	6.3	7.5	7.5	7.4	7.1



- [ ] Ranking at each section and finish
- .-.- No data available at this section
- NA No data available





Horse/Jockey Name	Look At Rosa
Final Rank	5
Fastest Section Time (Section)	0:10.47 (600m)
Top Speed [km/h] (Section)	71.5 (600m)
Race State	Finished



Townsville QLD Professional

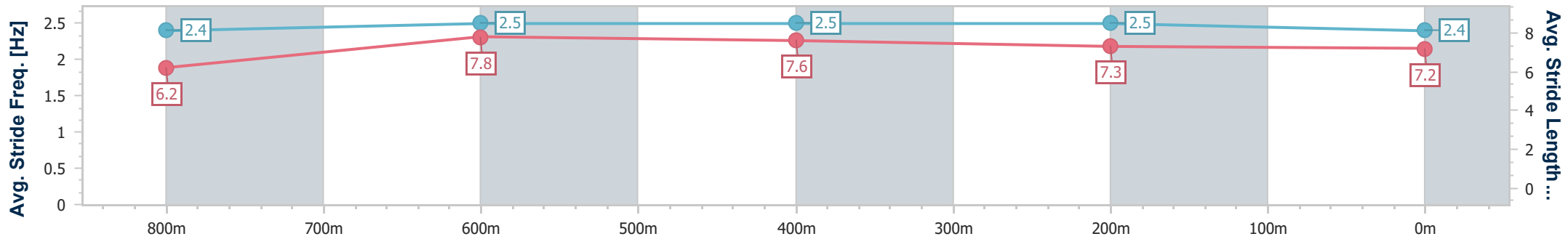
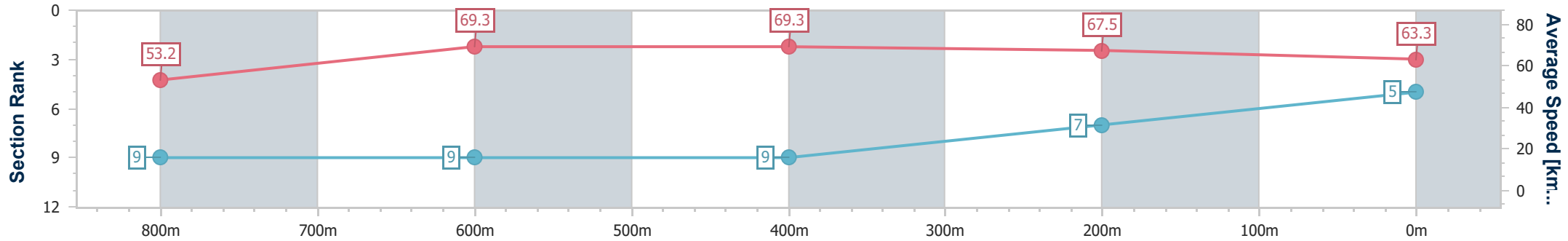
Race 6: MITAVITE RATINGS BAND 0 - 55 Handicap - 1000m

20 February 2025 - 17:00

Track Rating: Good 4, Weather: Fine, Rail Position: +4m 1000m-WP, True Remainder



Section	Overall	800m	600m	400m	200m
Section Times	0:56.60 [5] (0:13.52)	0:43.08 [9] (0:10.52)	0:32.56 [9] (0:10.47)	0:22.09 [9] (0:10.72)	0:11.37 [7] (0:11.37)
Average Speed [km/h]	53.2	69.3	69.3	67.5	63.3
Top Speed [km/h]	69.0	69.9	71.5	69.3	66.1
Avg. Dist. to Rail [m]	6.4	3.0	1.7	1.8	1.7
Avg. Stride Freq. [Hz]	2.4	2.5	2.5	2.5	2.4
Avg. Stride Length [m]	6.2	7.8	7.6	7.3	7.2



- [ ] Ranking at each section and finish
- .-.- No data available at this section
- NA No data available



Horse/Jockey Name	Wemyss
Final Rank	6
Fastest Section Time (Section)	0:10.27 (800m)
Top Speed [km/h] (Section)	71.6 (800m)
Race State	Finished



Townsville QLD Professional

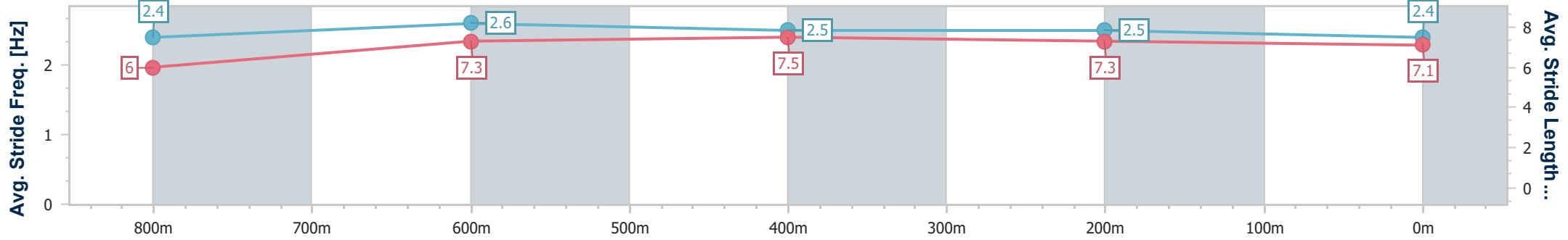
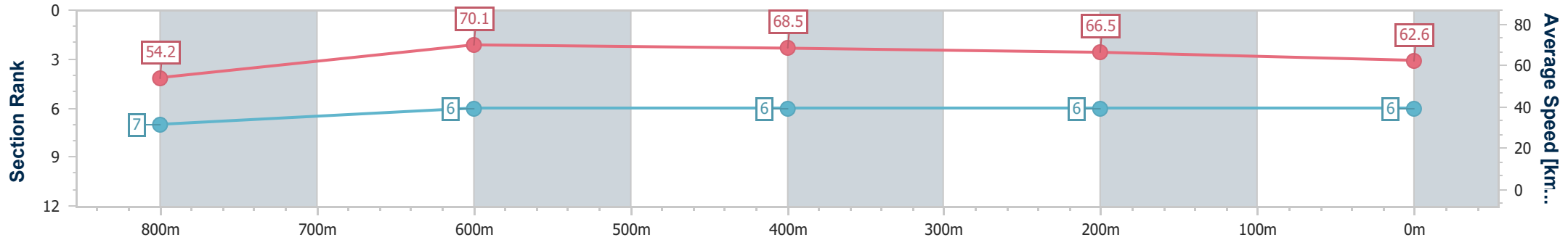
Race 6: MITAVITE RATINGS BAND 0 - 55 Handicap - 1000m

20 February 2025 - 17:00

Track Rating: Good 4, Weather: Fine, Rail Position: +4m 1000m-WP, True Remainder



Section	Overall	800m	600m	400m	200m
Section Times	0:56.64 [6] (0:13.31)	0:43.33 [7] (0:10.27)	0:33.06 [6] (0:10.61)	0:22.45 [6] (0:10.94)	0:11.51 [6] (0:11.51)
Average Speed [km/h]	54.2	70.1	68.5	66.5	62.6
Top Speed [km/h]	70.1	71.6	71.3	68.1	64.5
Avg. Dist. to Rail [m]	0.6	0.4	2.2	5.2	4.8
Avg. Stride Freq. [Hz]	2.4	2.6	2.5	2.5	2.4
Avg. Stride Length [m]	6.0	7.3	7.5	7.3	7.1



- [ ] Ranking at each section and finish
- .-.- No data available at this section
- NA No data available



Horse/Jockey Name	Prideofthebigfish
Final Rank	7
Fastest Section Time (Section)	0:10.10 (800m)
Top Speed [km/h] (Section)	72.6 (800m)
Race State	Finished



### Townsville QLD Professional

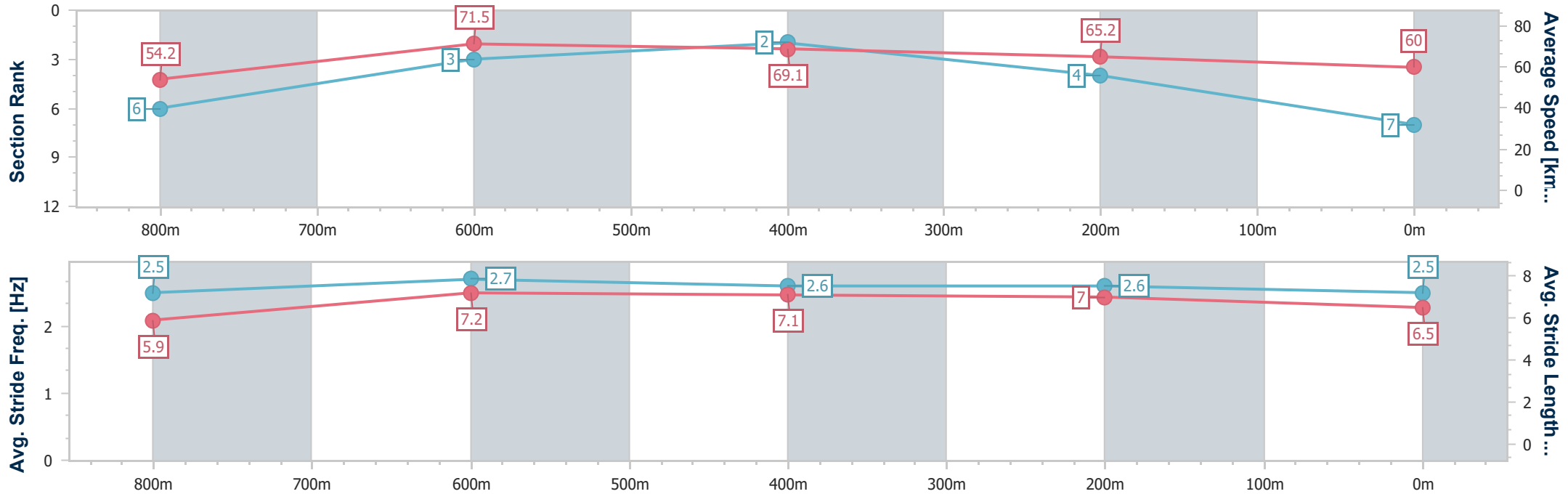
Race 6: MITAVITE RATINGS BAND 0 - 55 Handicap - 1000m

20 February 2025 - 17:00

Track Rating: Good 4, Weather: Fine, Rail Position: +4m 1000m-WP, True Remainder



Section	Overall	800m	600m	400m	200m
Section Times	0:56.76 [7] (0:13.30)	0:43.46 [6] (0:10.10)	0:33.36 [3] (0:10.35)	0:23.01 [2] (0:11.01)	0:12.00 [4] (0:12.00)
Average Speed [km/h]	54.2	71.5	69.1	65.2	60.0
Top Speed [km/h]	71.7	72.6	71.2	66.4	63.5
Avg. Dist. to Rail [m]	9.1	1.9	1.7	0.9	0.4
Avg. Stride Freq. [Hz]	2.5	2.7	2.6	2.6	2.5
Avg. Stride Length [m]	5.9	7.2	7.1	7.0	6.5



- [ ] Ranking at each section and finish
- .-.- No data available at this section
- NA No data available



Horse/Jockey Name	Let's Ride
Final Rank	8
Fastest Section Time (Section)	0:10.58 (800m)
Top Speed [km/h] (Section)	71.7 (600m)
Race State	Finished



Townsville QLD Professional

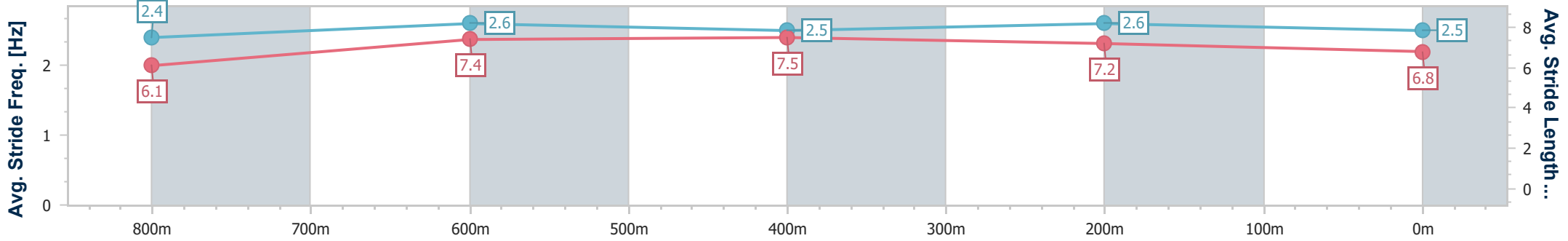
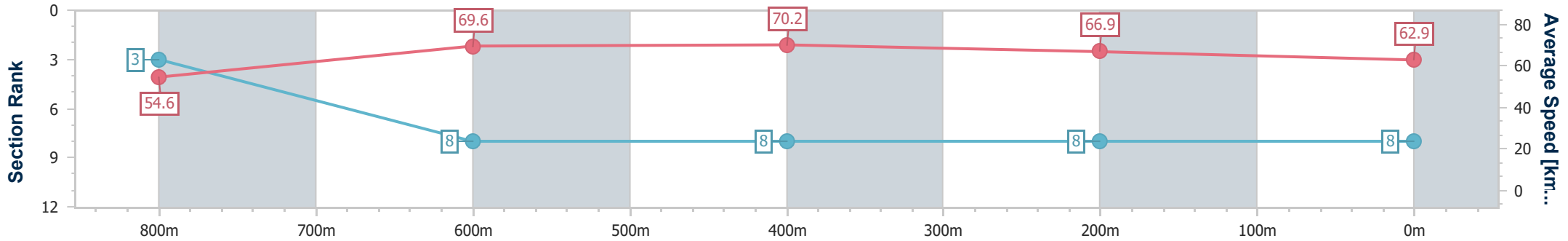
Race 6: MITAVITE RATINGS BAND 0 - 55 Handicap - 1000m

20 February 2025 - 17:00

Track Rating: Good 4, Weather: Fine, Rail Position: +4m 1000m-WP, True Remainder



Section	Overall	800m	600m	400m	200m
Section Times	0:56.79 [8] (0:13.20)	0:43.59 [3] (0:10.58)	0:33.01 [8] (0:10.63)	0:22.38 [8] (0:10.92)	0:11.46 [8] (0:11.46)
Average Speed [km/h]	54.6	69.6	70.2	66.9	62.9
Top Speed [km/h]	68.7	71.6	71.7	67.8	65.6
Avg. Dist. to Rail [m]	10.0	5.8	7.8	8.5	7.9
Avg. Stride Freq. [Hz]	2.4	2.6	2.5	2.6	2.5
Avg. Stride Length [m]	6.1	7.4	7.5	7.2	6.8



- [ ] Ranking at each section and finish
- .-.- No data available at this section
- NA No data available



Horse/Jockey Name	Fast Missile
Final Rank	9
Fastest Section Time (Section)	0:10.27 (800m)
Top Speed [km/h] (Section)	71.2 (600m)
Race State	Finished



Townsville QLD Professional

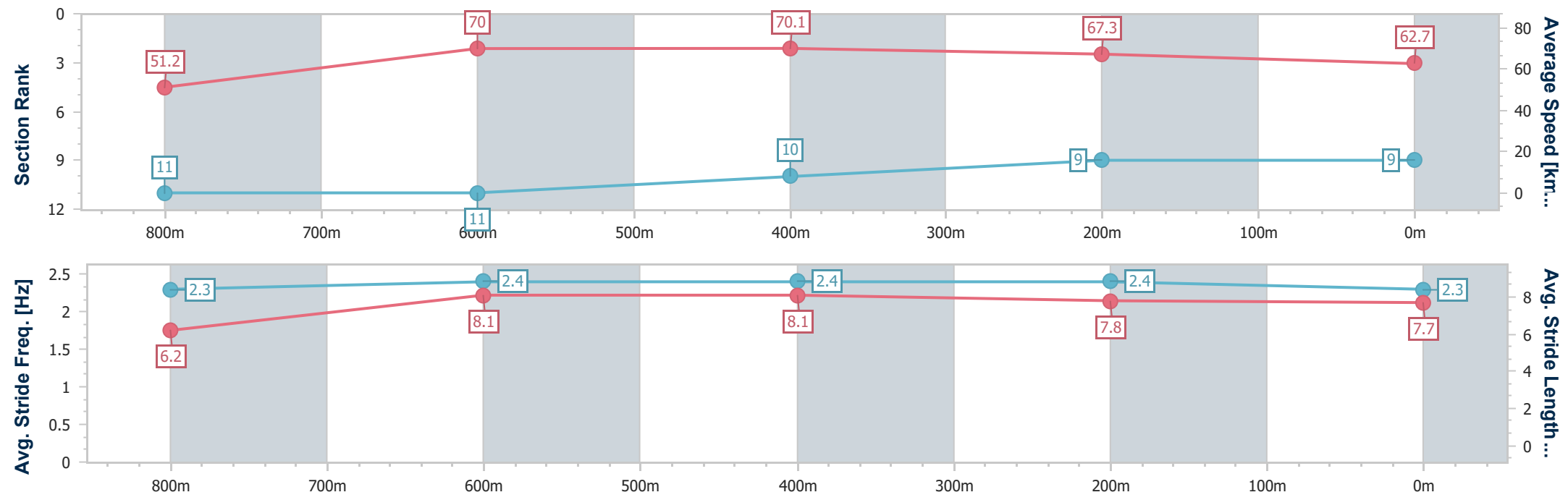
Race 6: MITAVITE RATINGS BAND 0 - 55 Handicap - 1000m

20 February 2025 - 17:00

Track Rating: Good 4, Weather: Fine, Rail Position: +4m 1000m-WP, True Remainder



Section	Overall	800m	600m	400m	200m
Section Times	0:56.90 [9] (0:14.09)	0:42.81 [11] (0:10.27)	0:32.54 [11] (0:10.32)	0:22.22 [10] (0:10.74)	0:11.48 [9] (0:11.48)
Average Speed [km/h]	51.2	70.0	70.1	67.3	62.7
Top Speed [km/h]	69.6	70.9	71.2	69.4	66.9
Avg. Dist. to Rail [m]	5.4	1.1	1.0	3.0	3.6
Avg. Stride Freq. [Hz]	2.3	2.4	2.4	2.4	2.3
Avg. Stride Length [m]	6.2	8.1	8.1	7.8	7.7



- [ ] Ranking at each section and finish
- .-.- No data available at this section
- NA No data available



Horse/Jockey Name	King Rupert
Final Rank	10
Fastest Section Time (Section)	0:10.61 (800m)
Top Speed [km/h] (Section)	69.5 (800m)
Race State	Finished



Townsville QLD Professional

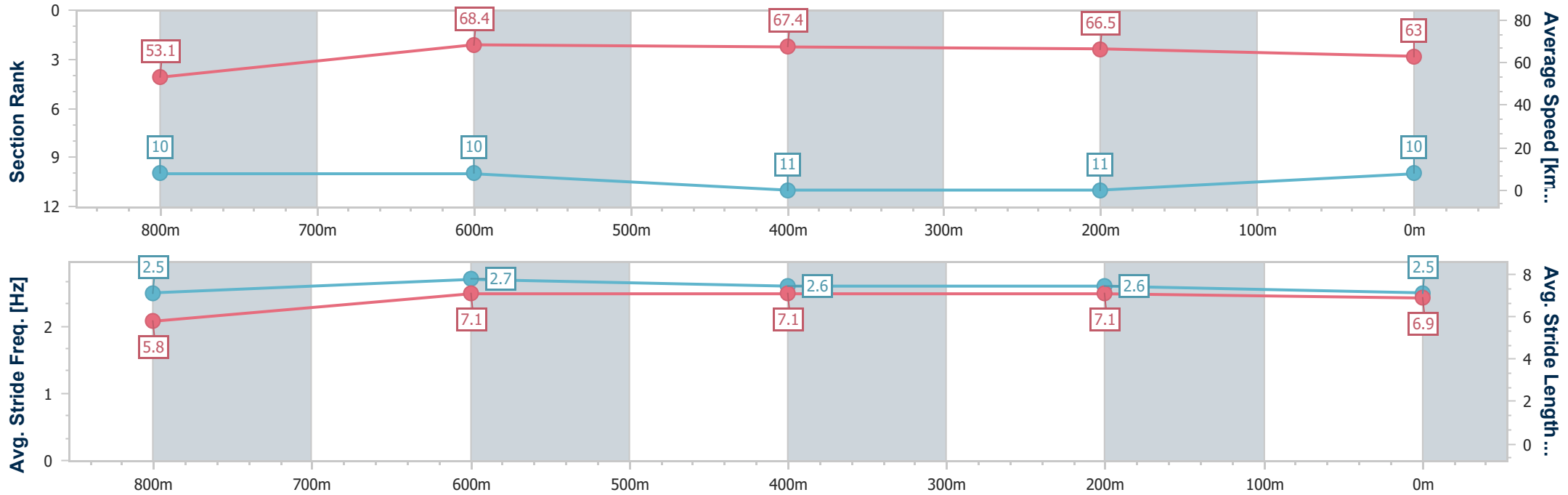
Race 6: MITAVITE RATINGS BAND 0 - 55 Handicap - 1000m

20 February 2025 - 17:00

Track Rating: Good 4, Weather: Fine, Rail Position: +4m 1000m-WP, True Remainder



Section	Overall	800m	600m	400m	200m
Section Times	0:57.18 [10] (0:13.57)	0:43.61 [10] (0:10.61)	0:33.00 [10] (0:10.72)	0:22.28 [11] (0:10.86)	0:11.42 [11] (0:11.42)
Average Speed [km/h]	53.1	68.4	67.4	66.5	63.0
Top Speed [km/h]	69.3	69.5	69.0	67.5	65.7
Avg. Dist. to Rail [m]	2.9	2.0	1.0	1.6	3.1
Avg. Stride Freq. [Hz]	2.5	2.7	2.6	2.6	2.5
Avg. Stride Length [m]	5.8	7.1	7.1	7.1	6.9



- [ ] Ranking at each section and finish
- .-.- No data available at this section
- NA No data available



Horse/Jockey Name	Exsensible
Final Rank	11
Fastest Section Time (Section)	0:10.29 (800m)
Top Speed [km/h] (Section)	71.3 (800m)
Race State	Finished



Townsville QLD Professional

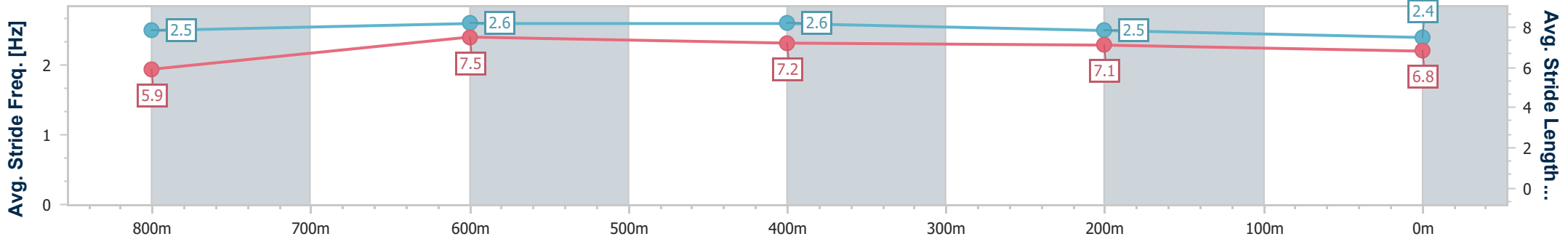
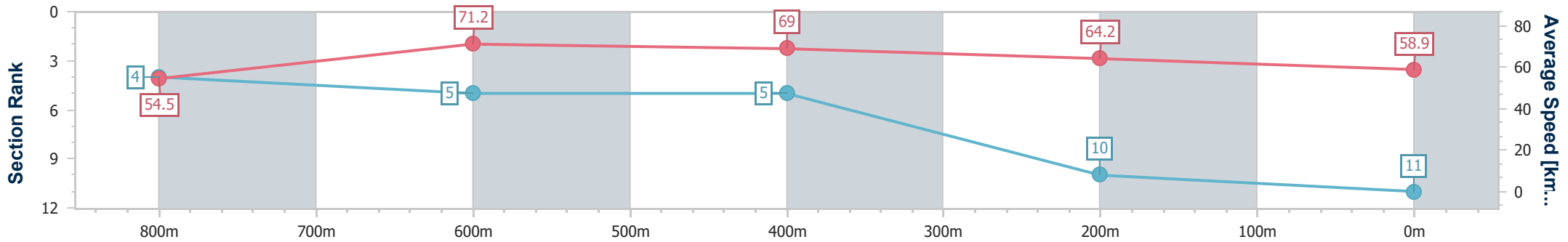
Race 6: MITAVITE RATINGS BAND 0 - 55 Handicap - 1000m

20 February 2025 - 17:00

Track Rating: Good 4, Weather: Fine, Rail Position: +4m 1000m-WP, True Remainder



Section	Overall	800m	600m	400m	200m
Section Times	0:57.64 [11] (0:13.23)	0:44.41 [4] (0:10.29)	0:34.12 [5] (0:10.60)	0:23.52 [5] (0:11.31)	0:12.21 [10] (0:12.21)
Average Speed [km/h]	54.5	71.2	69.0	64.2	58.9
Top Speed [km/h]	70.8	71.3	70.7	67.4	61.7
Avg. Dist. to Rail [m]	10.9	4.5	3.1	5.9	6.0
Avg. Stride Freq. [Hz]	2.5	2.6	2.6	2.5	2.4
Avg. Stride Length [m]	5.9	7.5	7.2	7.1	6.8



- [ ] Ranking at each section and finish
- .-.- No data available at this section
- NA No data available