



Mackay QLD Professional

Race 1: SKY RACING Class 3 Handicap - 1800m



MACKAY TURF CLUB
Ooralea Racecourse

21 February 2025 - 13:35

Track Rating: Good 4, Weather: Fine, Rail Position: True

Section		Overall	1600m	1400m	1200m	1000m	800m	600m	Last 600m				
Field Times		1:50.82 (0:13.49)	1:37.33 (0:12.05)	1:25.28 (0:12.52)	1:12.76 (0:12.44)	1:00.32 (0:12.43)	0:47.89 (0:11.83)	0:36.06 (0:11.91)	0:36.06				
Rank	TAB Horse/Jockey	Barrier	Top Speed [km/h]	Fastest Section									Distance Travelled [m]
1	1 NONDISCLOSURE Ashley Butler	4	64.3 Overall	0:11.82 400m	1:50.82 [1] (0:13.49)	1:37.33 [1] (0:12.05)	1:25.28 [1] (0:12.52)	1:12.76 [1] (0:12.44)	1:00.32 [1] (0:12.43)	0:47.89 [1] (0:11.83)	0:36.06 [1] (0:11.91)	0:36.06	
2	4 MORDECAI Warwick Satherley	2	63.7 600m	0:11.57 600m	1:51.18 [2] (0:13.77)	1:37.41 [4] (0:12.05)	1:25.36 [3] (0:12.76)	1:12.60 [4] (0:12.49)	1:00.11 [4] (0:12.49)	0:47.62 [4] (0:11.76)	0:35.86 [4] (0:11.57)	0:35.86	+3
3	3 GENERAL WOLFFE Justin Stanley	1	62.7 Overall	0:11.79 800m	1:51.89 [3] (0:13.73)	1:38.16 [3] (0:12.31)	1:25.85 [4] (0:12.53)	1:13.32 [3] (0:12.44)	1:00.88 [3] (0:12.43)	0:48.45 [3] (0:11.79)	0:36.66 [3] (0:11.82)	0:36.66	-1
4	2 BELLA TIVACI Adam Sewell	3	65.4 Overall	0:11.67 800m	1:53.57 [4] (0:13.50)	1:40.07 [2] (0:12.31)	1:27.76 [2] (0:12.62)	1:15.14 [2] (0:12.44)	1:02.70 [2] (0:12.29)	0:50.41 [2] (0:11.67)	0:38.74 [2] (0:12.02)	0:38.74	+3

Scratched: Chalkley (#6), Replace The Ace (#5), Just Frank (#7)



Mackay QLD Professional

Race 1: SKY RACING Class 3 Handicap - 1800m

21 February 2025 - 13:35



MACKAY TURF CLUB
Ooralea Racecourse

Track Rating: Good 4, Weather: Fine, Rail Position: True

Section		400m		200m		Last 600m				
Field Times		0:24.15 (0:11.82)		0:12.33 (0:12.33)		0:36.06				
Rank	TAB	Horse/Jockey	Barrier	Top Speed [km/h]	Fastest Section	Margin		Distance Travelled [m]		
1	1	NONDISCLOSURE Ashley Butler	4	64.3 Overall	0:11.82 400m	0:24.15 [1] (0:11.82)	0:12.33 [1] (0:12.33)	1:50.82	0:36.06	
2	4	MORDECAI Warwick Satherley	2	63.7 600m	0:11.57 600m	0:24.29 [3] (0:11.82)	0:12.47 [2] (0:12.47)	2.11L	0:35.86	+3
3	3	GENERAL WOLFFE Justin Stanley	1	62.7 Overall	0:11.79 800m	0:24.84 [4] (0:12.08)	0:12.76 [3] (0:12.76)	6.26L	0:36.66	-1
4	2	BELLA TIVACI Adam Sewell	3	65.4 Overall	0:11.67 800m	0:26.72 [2] (0:12.61)	0:14.11 [4] (0:14.11)	16.18L	0:38.74	+3

Scratched: Chalkley (#6), Replace The Ace (#5), Just Frank (#7)



Horse/Jockey Name	Nondisclosure
Final Rank	1
Fastest Section Time (Section)	0:11.82 (400m)
Top Speed [km/h] (Section)	64.3 (Overall)
Race State	Finished



Mackay QLD Professional

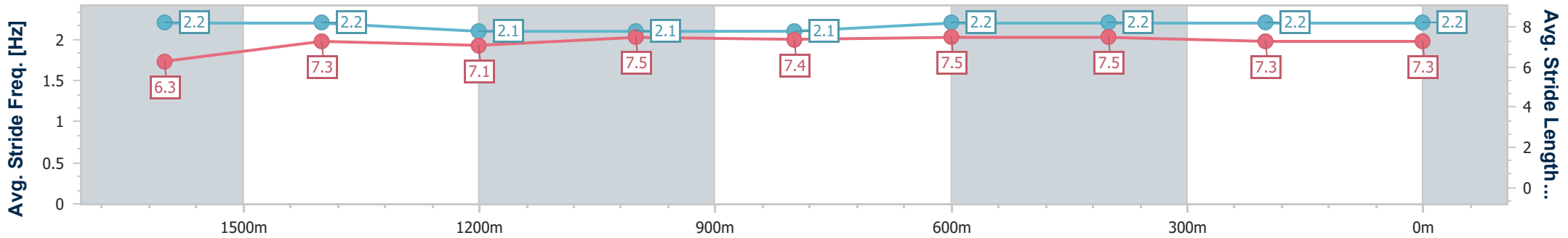
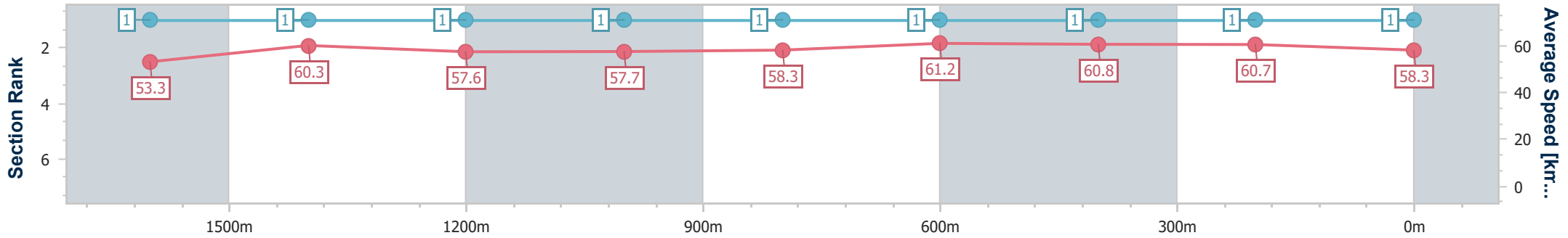
Race 1: SKY RACING Class 3 Handicap - 1800m

21 February 2025 - 13:35

Track Rating: Good 4, Weather: Fine, Rail Position: True



Section	Overall	1600m	1400m	1200m	1000m	800m	600m	400m	200m
Section Times	1:50.82 [1] (0:13.49)	1:37.33 [1] (0:12.05)	1:25.28 [1] (0:12.52)	1:12.76 [1] (0:12.44)	1:00.32 [1] (0:12.43)	0:47.89 [1] (0:11.83)	0:36.06 [1] (0:11.91)	0:24.15 [1] (0:11.82)	0:12.33 [1] (0:12.33)
Average Speed [km/h]	53.3	60.3	57.6	57.7	58.3	61.2	60.8	60.7	58.3
Top Speed [km/h]	64.3	63.4	57.9	58.4	59.3	62.5	61.7	61.5	60.5
Avg. Dist. to Rail [m]	7.6	1.8	0.6	0.9	1.3	1.9	1.0	0.7	0.6
Avg. Stride Freq. [Hz]	2.2	2.2	2.1	2.1	2.1	2.2	2.2	2.2	2.2
Avg. Stride Length [m]	6.3	7.3	7.1	7.5	7.4	7.5	7.5	7.3	7.3



- [] Ranking at each section and finish
- .-.- No data available at this section
- NA No data available



Horse/Jockey Name	Mordecai
Final Rank	2
Fastest Section Time (Section)	0:11.57 (600m)
Top Speed [km/h] (Section)	63.7 (600m)
Race State	Finished



Mackay QLD Professional

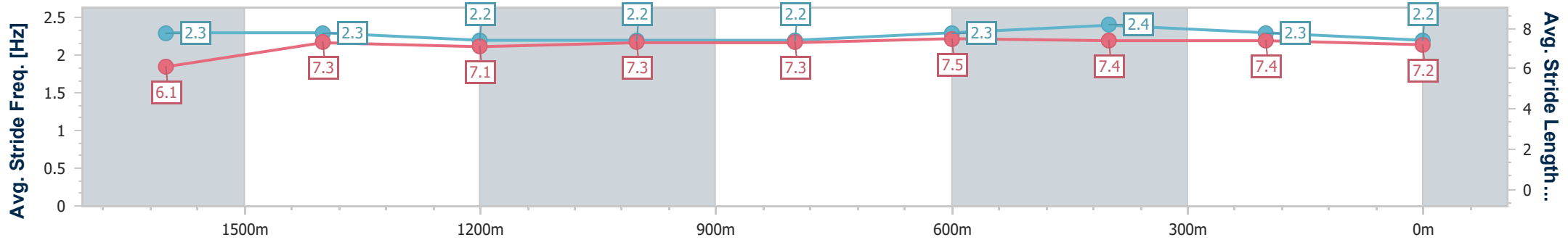
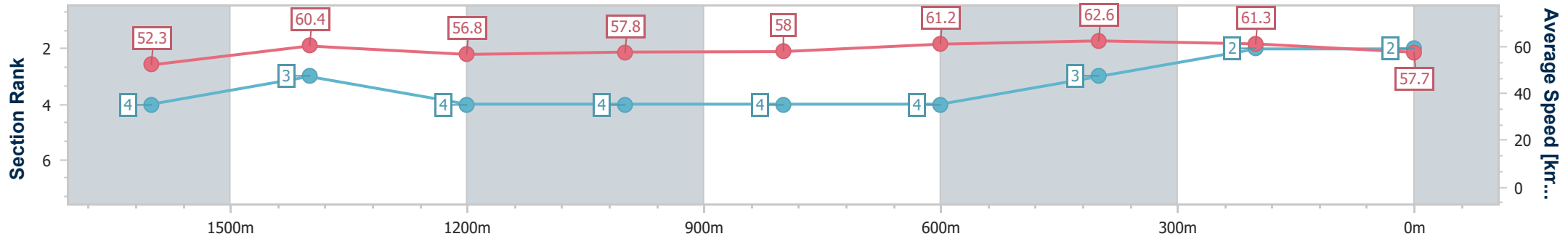
Race 1: SKY RACING Class 3 Handicap - 1800m

21 February 2025 - 13:35

Track Rating: Good 4, Weather: Fine, Rail Position: True



Section	Overall	1600m	1400m	1200m	1000m	800m	600m	400m	200m
Section Times	1:51.18 [2] (0:13.77)	1:37.41 [4] (0:12.05)	1:25.36 [3] (0:12.76)	1:12.60 [4] (0:12.49)	1:00.11 [4] (0:12.49)	0:47.62 [4] (0:11.76)	0:35.86 [4] (0:11.57)	0:24.29 [3] (0:11.82)	0:12.47 [2] (0:12.47)
Average Speed [km/h]	52.3	60.4	56.8	57.8	58.0	61.2	62.6	61.3	57.7
Top Speed [km/h]	63.2	63.2	59.0	58.6	58.5	63.6	63.7	62.4	60.0
Avg. Dist. to Rail [m]	4.3	1.4	1.8	1.3	0.9	0.9	1.0	2.9	3.0
Avg. Stride Freq. [Hz]	2.3	2.3	2.2	2.2	2.2	2.3	2.4	2.3	2.2
Avg. Stride Length [m]	6.1	7.3	7.1	7.3	7.3	7.5	7.4	7.4	7.2



- [] Ranking at each section and finish
- .-.- No data available at this section
- NA No data available



Horse/Jockey Name	General Wolffe
Final Rank	3
Fastest Section Time (Section)	0:11.79 (800m)
Top Speed [km/h] (Section)	62.7 (Overall)
Race State	Finished



Mackay QLD Professional

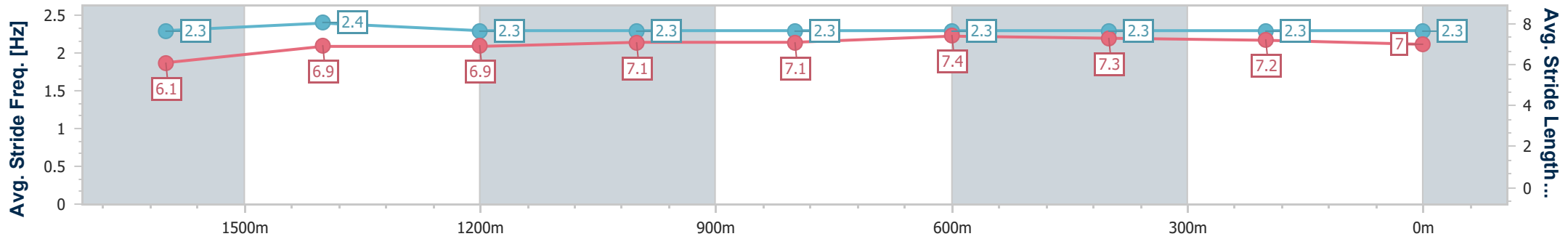
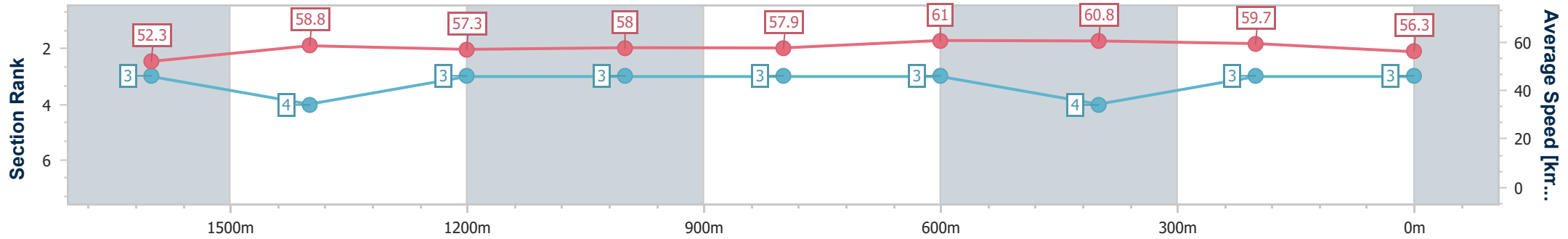
Race 1: SKY RACING Class 3 Handicap - 1800m

21 February 2025 - 13:35

Track Rating: Good 4, Weather: Fine, Rail Position: True



Section	Overall	1600m	1400m	1200m	1000m	800m	600m	400m	200m
Section Times	1:51.89 [3] (0:13.73)	1:38.16 [3] (0:12.31)	1:25.85 [4] (0:12.53)	1:13.32 [3] (0:12.44)	1:00.88 [3] (0:12.43)	0:48.45 [3] (0:11.79)	0:36.66 [3] (0:11.82)	0:24.84 [4] (0:12.08)	0:12.76 [3] (0:12.76)
Average Speed [km/h]	52.3	58.8	57.3	58.0	57.9	61.0	60.8	59.7	56.3
Top Speed [km/h]	62.7	62.1	58.5	58.4	59.2	62.6	62.1	60.3	59.2
Avg. Dist. to Rail [m]	2.7	1.1	0.4	0.4	0.3	0.5	0.4	1.0	1.0
Avg. Stride Freq. [Hz]	2.3	2.4	2.3	2.3	2.3	2.3	2.3	2.3	2.3
Avg. Stride Length [m]	6.1	6.9	6.9	7.1	7.1	7.4	7.3	7.2	7.0



- [] Ranking at each section and finish
- .-.- No data available at this section
- NA No data available



Horse/Jockey Name	Bella Tivaci
Final Rank	4
Fastest Section Time (Section)	0:11.67 (800m)
Top Speed [km/h] (Section)	65.4 (Overall)
Race State	Finished



Mackay QLD Professional

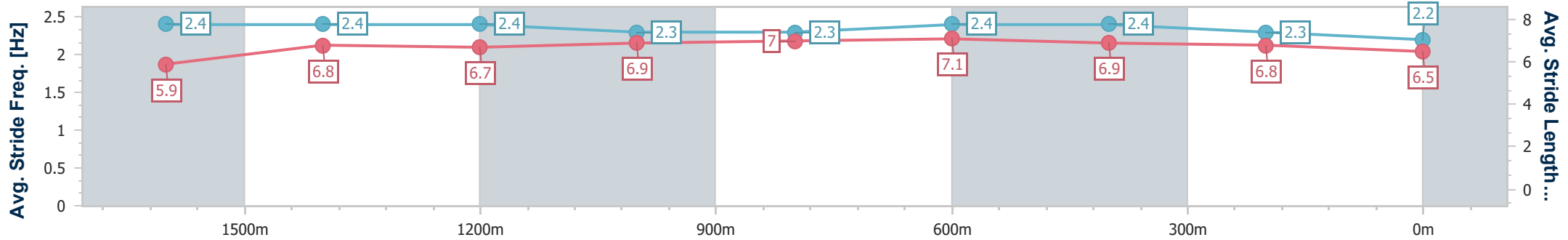
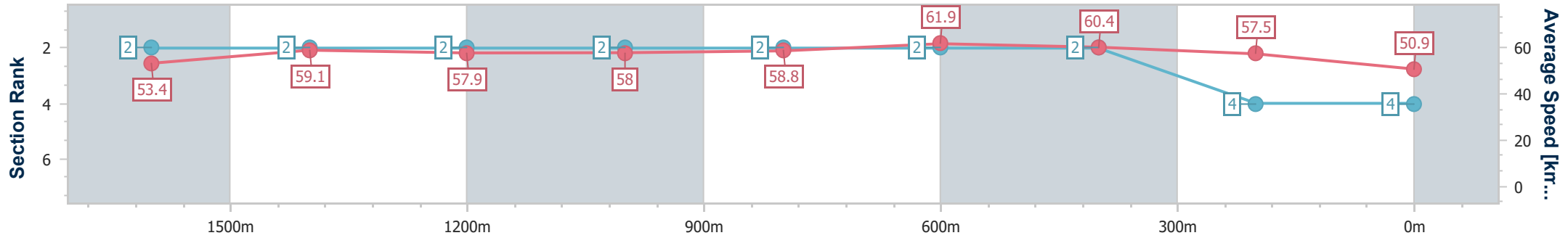
Race 1: SKY RACING Class 3 Handicap - 1800m

21 February 2025 - 13:35

Track Rating: Good 4, Weather: Fine, Rail Position: True



Section	Overall	1600m	1400m	1200m	1000m	800m	600m	400m	200m
Section Times	1:53.57 [4] (0:13.50)	1:40.07 [2] (0:12.31)	1:27.76 [2] (0:12.62)	1:15.14 [2] (0:12.44)	1:02.70 [2] (0:12.29)	0:50.41 [2] (0:11.67)	0:38.74 [2] (0:12.02)	0:26.72 [2] (0:12.61)	0:14.11 [4] (0:14.11)
Average Speed [km/h]	53.4	59.1	57.9	58.0	58.8	61.9	60.4	57.5	50.9
Top Speed [km/h]	65.4	63.1	59.1	60.3	59.6	63.5	62.6	59.0	56.2
Avg. Dist. to Rail [m]	5.4	1.9	2.1	1.7	1.1	1.0	1.9	3.4	3.2
Avg. Stride Freq. [Hz]	2.4	2.4	2.4	2.3	2.3	2.4	2.4	2.3	2.2
Avg. Stride Length [m]	5.9	6.8	6.7	6.9	7.0	7.1	6.9	6.8	6.5



- [] Ranking at each section and finish
- .-.- No data available at this section
- NA No data available



Mackay QLD Professional

Race 2: LADBROKES PUNTER ASSIST Class 6 Plate - 1100m

21 February 2025 - 14:12



MACKAY TURF CLUB
Ooralea Racecourse

Track Rating: Good 4, Weather: Fine, Rail Position: True

Section		Overall	1000m	800m	600m	400m	200m	Last 600m					
Field Times		1:04.23 (0:08.08)	0:56.15 (0:11.76)	0:44.39 (0:10.95)	0:33.44 (0:11.17)	0:22.27 (0:11.00)	0:11.27 (0:11.27)	0:33.44					
Rank	TAB Horse/Jockey	Barrier	Top Speed [km/h]	Fastest Section									
					Margin			Distance Travelled [m]					
1	5 CHERRY ROSE Justin Stanley	2	67.3 400m	0:08.08 Overall	1:04.23 [1] (0:08.08)	0:56.15 [1] (0:11.76)	0:44.39 [2] (0:11.00)	0:33.39 [2] (0:11.22)	0:22.17 [2] (0:10.91)	0:11.26 [2] (0:11.26)	1:04.23	0:33.39	
2	4 JUST SUPER Ashley Butler	4	66.8 800m	0:08.40 Overall	1:04.69 [2] (0:08.40)	0:56.29 [4] (0:11.44)	0:44.85 [1] (0:10.95)	0:33.90 [1] (0:11.17)	0:22.73 [1] (0:11.00)	0:11.73 [1] (0:11.73)	2.71L	0:33.90	-1
3	2 ANDY Tahlia Fenlon	1	67.4 400m	0:08.33 Overall	1:04.83 [3] (0:08.33)	0:56.50 [3] (0:11.90)	0:44.60 [4] (0:10.99)	0:33.61 [3] (0:11.07)	0:22.54 [3] (0:10.94)	0:11.60 [3] (0:11.60)	3.5L	0:33.61	-1
4	6 KOITAKI SUNDAY Georgina Cartwright	3	66.3 600m	0:08.32 Overall	1:06.30 [4] (0:08.32)	0:57.98 [2] (0:11.72)	0:46.26 [3] (0:11.19)	0:35.07 [4] (0:11.28)	0:23.79 [4] (0:11.42)	0:12.37 [4] (0:12.37)	12.17L	0:35.07	+2

Scratched: Barney Rabble (#3), Queenslander (#7), Desert Koby (#1)

[] Ranking at each section and finish
 -:-:-:- No data available at this section
 NA No data available

SCN Saddle cloth number
 DNF Did not finish
 DNT Did not track



Horse/Jockey Name	Cherry Rose
Final Rank	1
Fastest Section Time (Section)	0:08.08 (Overall)
Top Speed [km/h] (Section)	67.3 (400m)
Race State	Finished

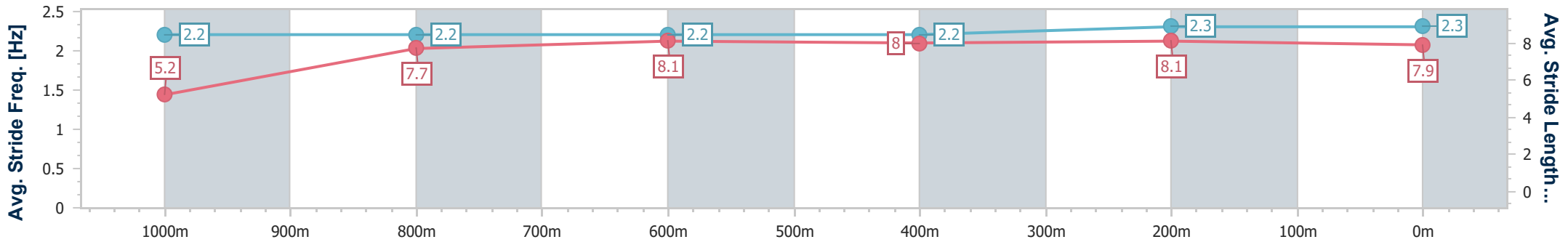
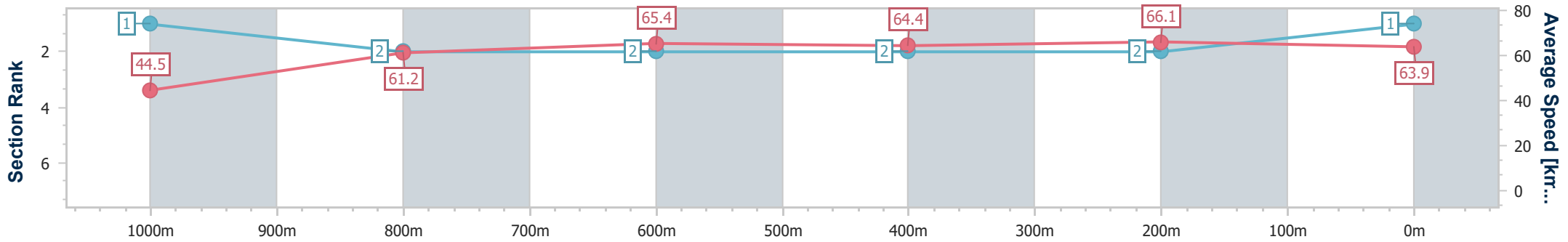


Mackay QLD Professional
Race 2: LADBROKES PUNTER ASSIST Class 6 Plate - 1100m



21 February 2025 - 14:12
Track Rating: Good 4, Weather: Fine, Rail Position: True

Section	Overall	1000m	800m	600m	400m	200m
Section Times	1:04.23 [1] (0:08.08)	0:56.15 [1] (0:11.76)	0:44.39 [2] (0:11.00)	0:33.39 [2] (0:11.22)	0:22.17 [2] (0:10.91)	0:11.26 [2] (0:11.26)
Average Speed [km/h]	44.5	61.2	65.4	64.4	66.1	63.9
Top Speed [km/h]	58.2	65.0	66.1	65.3	67.3	67.1
Avg. Dist. to Rail [m]	2.3	0.2	0.3	0.6	2.4	3.5
Avg. Stride Freq. [Hz]	2.2	2.2	2.2	2.2	2.3	2.3
Avg. Stride Length [m]	5.2	7.7	8.1	8.0	8.1	7.9



- [] Ranking at each section and finish
- .-.- No data available at this section
- NA No data available



Horse/Jockey Name	Just Super
Final Rank	2
Fastest Section Time (Section)	0:08.40 (Overall)
Top Speed [km/h] (Section)	66.8 (800m)
Race State	Finished

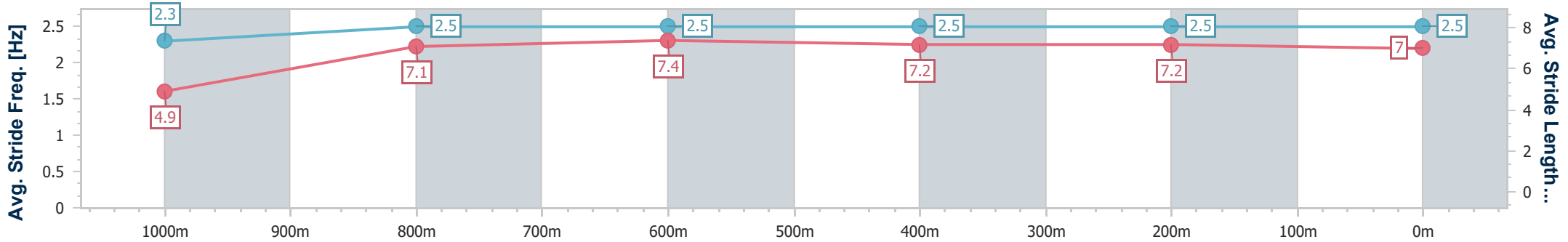
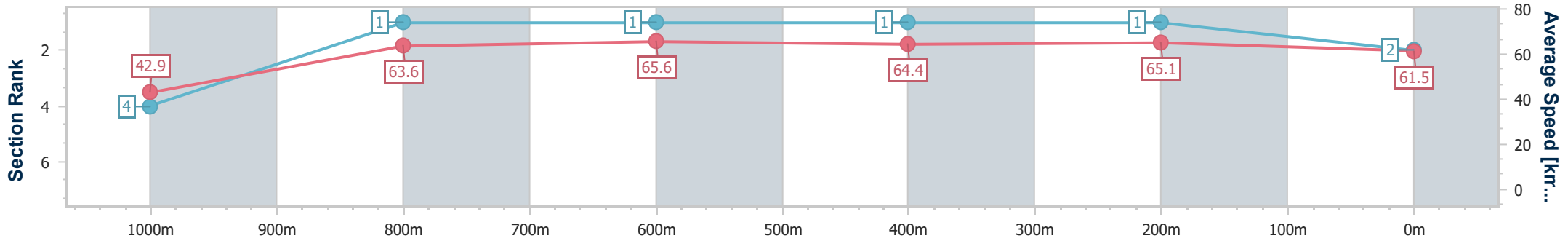


Mackay QLD Professional
Race 2: LADBROKES PUNTER ASSIST Class 6 Plate - 1100m



21 February 2025 - 14:12
Track Rating: Good 4, Weather: Fine, Rail Position: True

Section	Overall	1000m	800m	600m	400m	200m
Section Times	1:04.69 [2] (0:08.40)	0:56.29 [4] (0:11.44)	0:44.85 [1] (0:10.95)	0:33.90 [1] (0:11.17)	0:22.73 [1] (0:11.00)	0:11.73 [1] (0:11.73)
Average Speed [km/h]	42.9	63.6	65.6	64.4	65.1	61.5
Top Speed [km/h]	58.8	65.4	66.8	65.7	66.4	64.7
Avg. Dist. to Rail [m]	4.4	2.3	1.0	0.4	1.2	0.6
Avg. Stride Freq. [Hz]	2.3	2.5	2.5	2.5	2.5	2.5
Avg. Stride Length [m]	4.9	7.1	7.4	7.2	7.2	7.0



- [] Ranking at each section and finish
- .-.-.- No data available at this section
- NA No data available



Horse/Jockey Name	Andy
Final Rank	3
Fastest Section Time (Section)	0:08.33 (Overall)
Top Speed [km/h] (Section)	67.4 (400m)
Race State	Finished

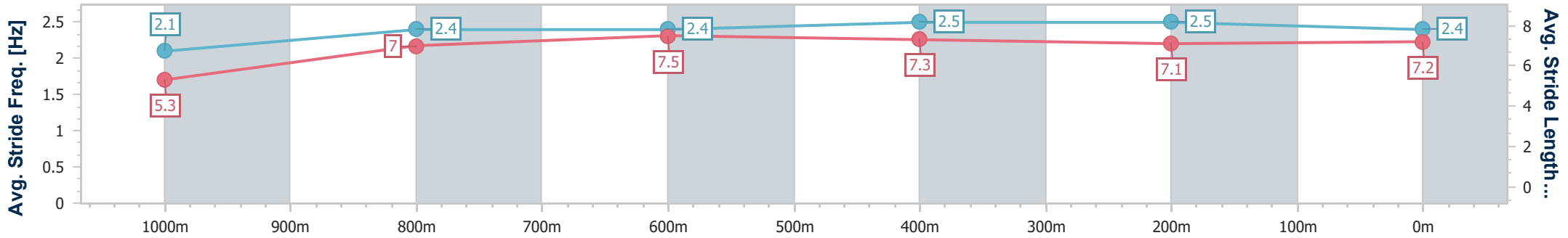
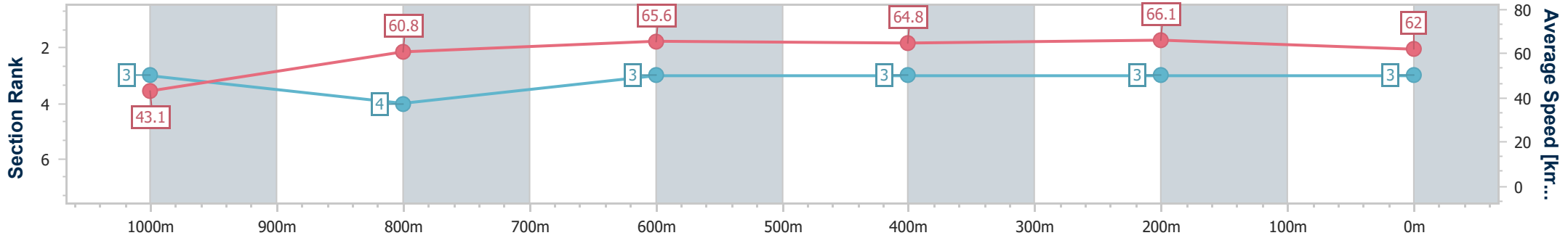


Mackay QLD Professional
Race 2: LADBROKES PUNTER ASSIST Class 6 Plate - 1100m



21 February 2025 - 14:12
Track Rating: Good 4, Weather: Fine, Rail Position: True

Section	Overall	1000m	800m	600m	400m	200m
Section Times	1:04.83 [3] (0:08.33)	0:56.50 [3] (0:11.90)	0:44.60 [4] (0:10.99)	0:33.61 [3] (0:11.07)	0:22.54 [3] (0:10.94)	0:11.60 [3] (0:11.60)
Average Speed [km/h]	43.1	60.8	65.6	64.8	66.1	62.0
Top Speed [km/h]	56.4	64.8	66.1	65.7	67.4	65.8
Avg. Dist. to Rail [m]	1.3	1.2	0.6	0.6	2.1	3.8
Avg. Stride Freq. [Hz]	2.1	2.4	2.4	2.5	2.5	2.4
Avg. Stride Length [m]	5.3	7.0	7.5	7.3	7.1	7.2



- [] Ranking at each section and finish
- .-.- No data available at this section
- NA No data available



Horse/Jockey Name	Koitaki Sunday
Final Rank	4
Fastest Section Time (Section)	0:08.32 (Overall)
Top Speed [km/h] (Section)	66.3 (600m)
Race State	Finished

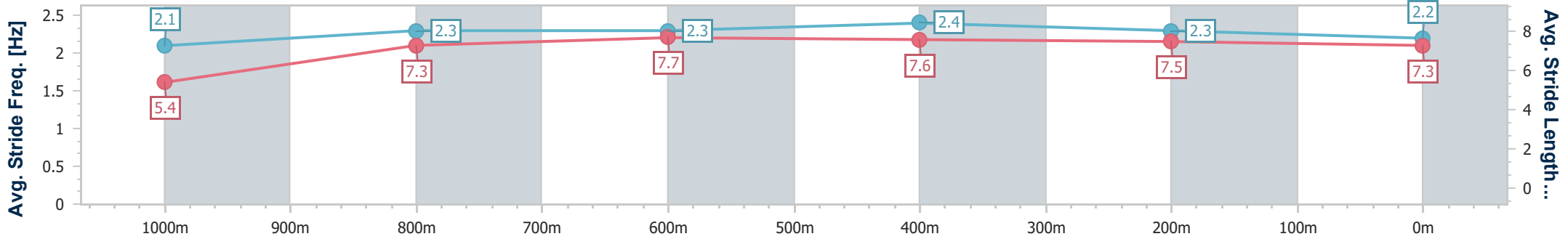
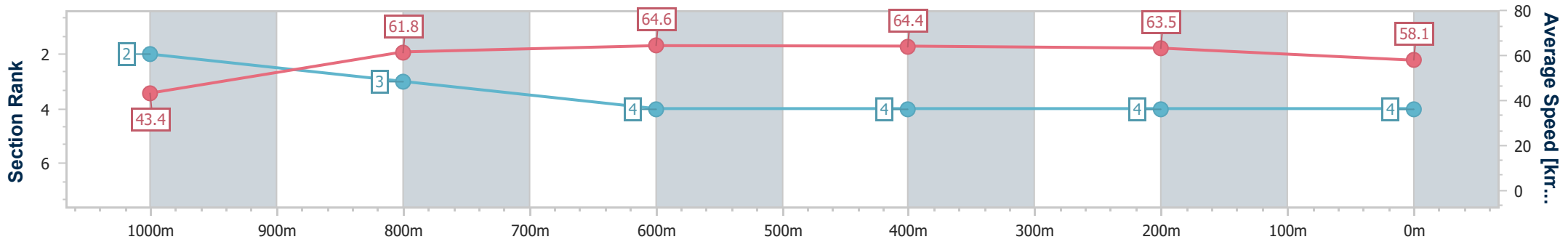


Mackay QLD Professional
Race 2: LADBROKES PUNTER ASSIST Class 6 Plate - 1100m



21 February 2025 - 14:12
Track Rating: Good 4, Weather: Fine, Rail Position: True

Section	Overall	1000m	800m	600m	400m	200m
Section Times	1:06.30 [4] (0:08.32)	0:57.98 [2] (0:11.72)	0:46.26 [3] (0:11.19)	0:35.07 [4] (0:11.28)	0:23.79 [4] (0:11.42)	0:12.37 [4] (0:12.37)
Average Speed [km/h]	43.4	61.8	64.6	64.4	63.5	58.1
Top Speed [km/h]	59.1	62.6	65.9	66.3	64.2	62.3
Avg. Dist. to Rail [m]	3.5	1.0	1.5	1.5	1.9	1.5
Avg. Stride Freq. [Hz]	2.1	2.3	2.3	2.4	2.3	2.2
Avg. Stride Length [m]	5.4	7.3	7.7	7.6	7.5	7.3



- [] Ranking at each section and finish
- .-.- No data available at this section
- NA No data available



Mackay QLD Professional

Race 3: LADBROKES ODDS SURGE QTIS JEWEL QUALIFIER 2YO Plate - 1100m

21 February 2025 - 14:51



MACKAY TURF CLUB
Ooralea Racecourse

Track Rating: Good 4, Weather: Fine, Rail Position: True

Section		Overall	1000m	800m	600m	400m	200m	Last 600m					
Field Times		1:04.59 (0:07.89)	0:56.70 (0:10.76)	0:45.94 (0:10.80)	0:35.14 (0:11.24)	0:23.90 (0:11.65)	0:12.25 (0:12.25)	0:35.14					
Rank	TAB Horse/Jockey	Barrier	Top Speed [km/h]	Fastest Section							Margin	Distance Travelled [m]	
1	4 SARAQAEL Warwick Satherley	5	67.5 1000m	0:08.03 Overall	1:04.59 [1] (0:08.03)	0:56.56 [2] (0:10.96)	0:45.60 [2] (0:10.88)	0:34.72 [2] (0:11.36)	0:23.36 [2] (0:11.41)	0:11.95 [2] (0:11.95)	1:04.59	0:34.72	
2	2 NOSEY NEO Tahlia Fenlon	1	68.0 800m	0:07.89 Overall	1:05.02 [2] (0:07.89)	0:57.13 [1] (0:10.76)	0:46.37 [1] (0:10.80)	0:35.57 [1] (0:11.24)	0:24.33 [1] (0:11.65)	0:12.68 [1] (0:12.68)	2.52L	0:35.57	-2
3	7 MILK MAID Georgina Cartwright	3	68.4 800m	0:08.25 Overall	1:05.73 [3] (0:08.25)	0:57.48 [5] (0:10.99)	0:46.49 [3] (0:10.85)	0:35.64 [3] (0:11.46)	0:24.18 [3] (0:11.62)	0:12.56 [3] (0:12.56)	6.71L	0:35.64	+3
4	3 OUR EAGLE ROCK Ryan Wiggins	2	66.9 800m	0:08.18 Overall	1:05.78 [4] (0:08.18)	0:57.60 [3] (0:11.07)	0:46.53 [4] (0:10.98)	0:35.55 [4] (0:11.55)	0:24.00 [4] (0:11.88)	0:12.12 [4] (0:12.12)	6.98L	0:35.55	-2
5	6 EASY GOING GIRL Adam Sewell	4	66.0 800m	0:08.22 Overall	1:07.64 [5] (0:08.22)	0:59.42 [4] (0:11.17)	0:48.25 [5] (0:11.05)	0:37.20 [5] (0:11.65)	0:25.55 [5] (0:12.15)	0:13.40 [5] (0:13.40)	17.93L	0:37.20	+1

Scratched: Louis Auguste (#1), Who Asked Zou (#5)

[] Ranking at each section and finish
-:--:- No data available at this section
NA No data available

SCN Saddle cloth number
DNF Did not finish
DNT Did not track



Horse/Jockey Name	Saraqael
Final Rank	1
Fastest Section Time (Section)	0:08.03 (Overall)
Top Speed [km/h] (Section)	67.5 (1000m)
Race State	Finished

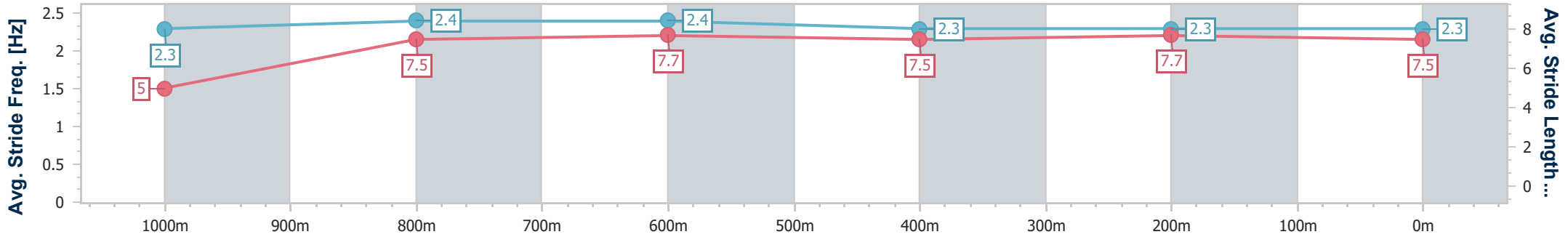
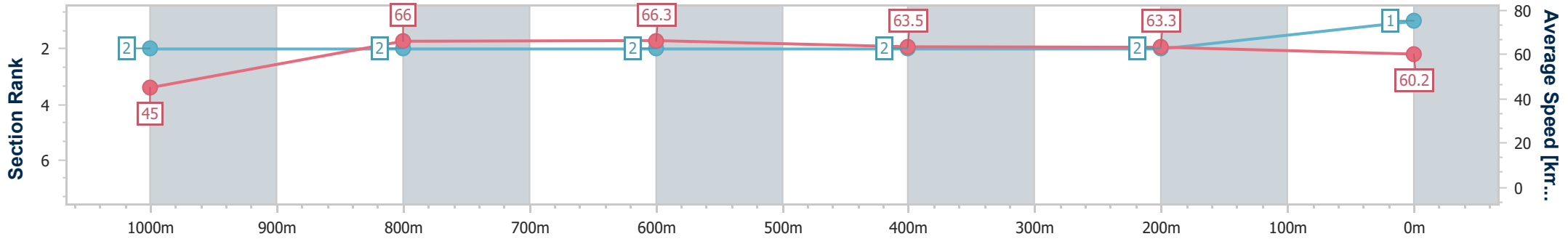


Mackay QLD Professional
Race 3: LADBROKES ODDS SURGE QTIS JEWEL QUALIFIER
2YO Plate - 1100m



21 February 2025 - 14:51
Track Rating: Good 4, Weather: Fine, Rail Position: True

Section	Overall	1000m	800m	600m	400m	200m
Section Times	1:04.59 [1] (0:08.03)	0:56.56 [2] (0:10.96)	0:45.60 [2] (0:10.88)	0:34.72 [2] (0:11.36)	0:23.36 [2] (0:11.41)	0:11.95 [2] (0:11.95)
Average Speed [km/h]	45.0	66.0	66.3	63.5	63.3	60.2
Top Speed [km/h]	63.5	67.5	67.3	65.3	64.5	62.0
Avg. Dist. to Rail [m]	4.8	1.6	1.6	0.5	1.0	2.1
Avg. Stride Freq. [Hz]	2.3	2.4	2.4	2.3	2.3	2.3
Avg. Stride Length [m]	5.0	7.5	7.7	7.5	7.7	7.5



- [] Ranking at each section and finish
- .-.- No data available at this section
- NA No data available



Horse/Jockey Name	Nosey Neo
Final Rank	2
Fastest Section Time (Section)	0:07.89 (Overall)
Top Speed [km/h] (Section)	68.0 (800m)
Race State	Finished

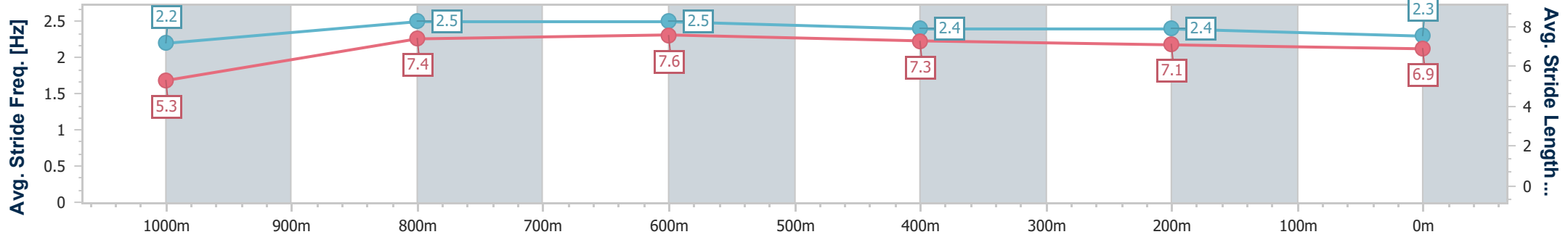
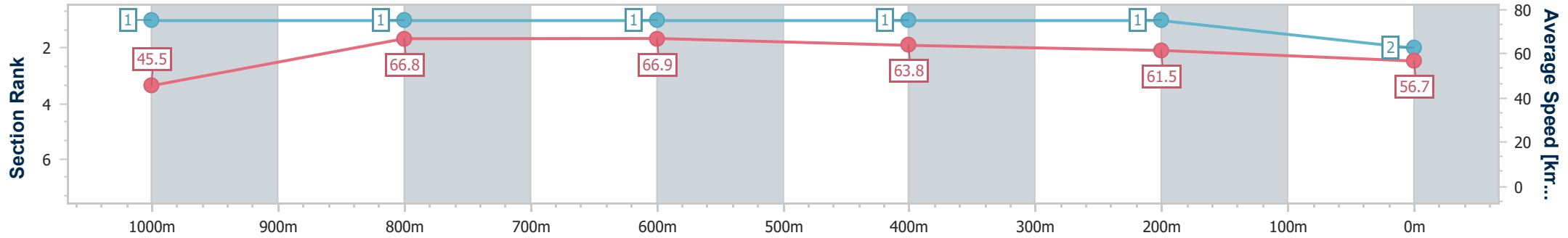


Mackay QLD Professional
Race 3: LADBROKES ODDS SURGE QTIS JEWEL QUALIFIER
2YO Plate - 1100m



21 February 2025 - 14:51
Track Rating: Good 4, Weather: Fine, Rail Position: True

Section	Overall	1000m	800m	600m	400m	200m
Section Times	1:05.02 [2] (0:07.89)	0:57.13 [1] (0:10.76)	0:46.37 [1] (0:10.80)	0:35.57 [1] (0:11.24)	0:24.33 [1] (0:11.65)	0:12.68 [1] (0:12.68)
Average Speed [km/h]	45.5	66.8	66.9	63.8	61.5	56.7
Top Speed [km/h]	64.8	67.6	68.0	66.2	63.3	61.8
Avg. Dist. to Rail [m]	0.7	0.6	1.2	0.8	1.0	0.6
Avg. Stride Freq. [Hz]	2.2	2.5	2.5	2.4	2.4	2.3
Avg. Stride Length [m]	5.3	7.4	7.6	7.3	7.1	6.9



- [] Ranking at each section and finish
- .-.- No data available at this section
- NA No data available



Horse/Jockey Name	Milk Maid
Final Rank	3
Fastest Section Time (Section)	0:08.25 (Overall)
Top Speed [km/h] (Section)	68.4 (800m)
Race State	Finished

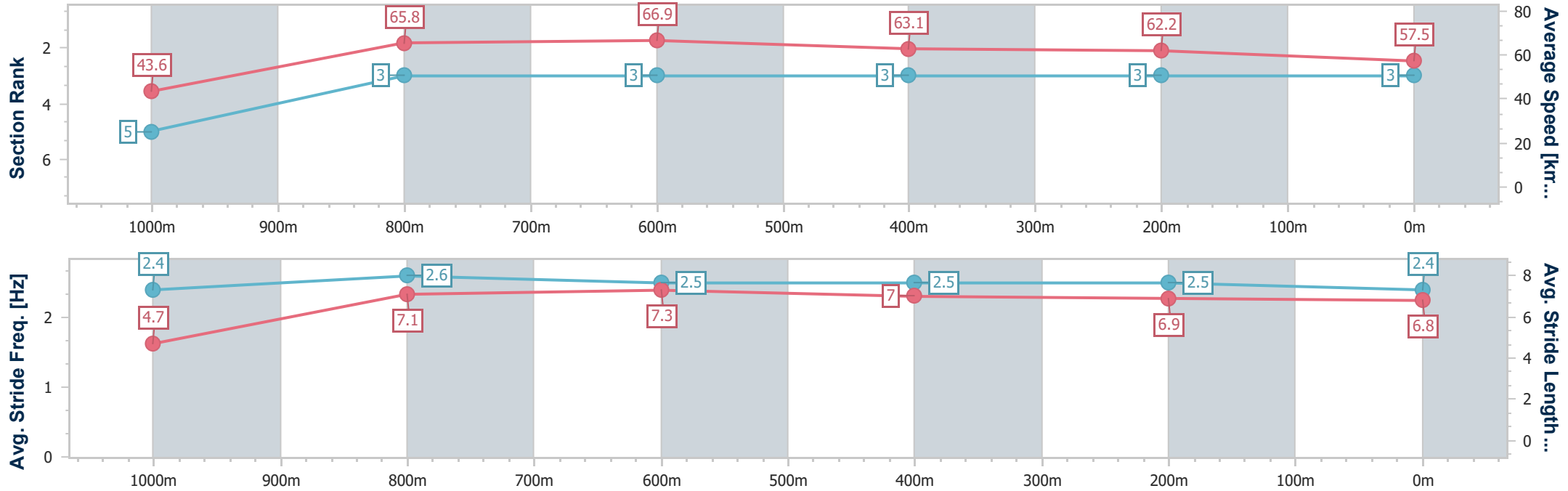


Mackay QLD Professional
Race 3: LADBROKES ODDS SURGE QTIS JEWEL QUALIFIER
2YO Plate - 1100m



21 February 2025 - 14:51
Track Rating: Good 4, Weather: Fine, Rail Position: True

Section	Overall	1000m	800m	600m	400m	200m
Section Times	1:05.73 [3] (0:08.25)	0:57.48 [5] (0:10.99)	0:46.49 [3] (0:10.85)	0:35.64 [3] (0:11.46)	0:24.18 [3] (0:11.62)	0:12.56 [3] (0:12.56)
Average Speed [km/h]	43.6	65.8	66.9	63.1	62.2	57.5
Top Speed [km/h]	63.9	68.0	68.4	66.1	63.9	60.7
Avg. Dist. to Rail [m]	2.7	1.6	2.1	1.5	2.7	2.0
Avg. Stride Freq. [Hz]	2.4	2.6	2.5	2.5	2.5	2.4
Avg. Stride Length [m]	4.7	7.1	7.3	7.0	6.9	6.8



- [] Ranking at each section and finish
- .-.- No data available at this section
- NA No data available



Horse/Jockey Name	Our Eagle Rock
Final Rank	4
Fastest Section Time (Section)	0:08.18 (Overall)
Top Speed [km/h] (Section)	66.9 (800m)
Race State	Finished



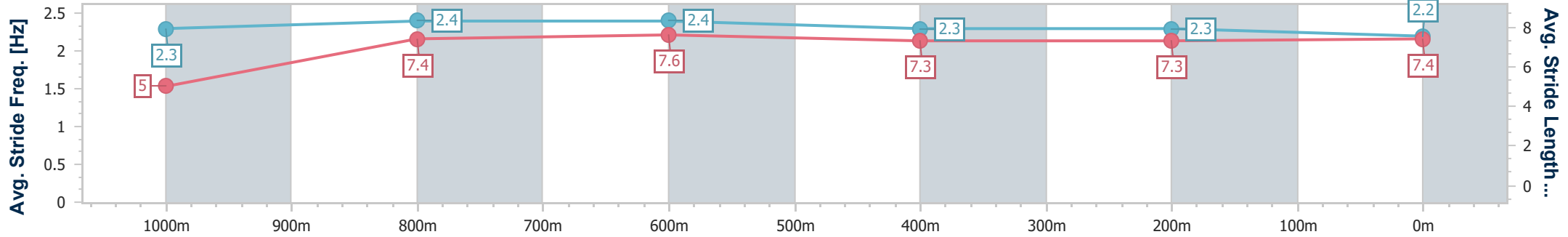
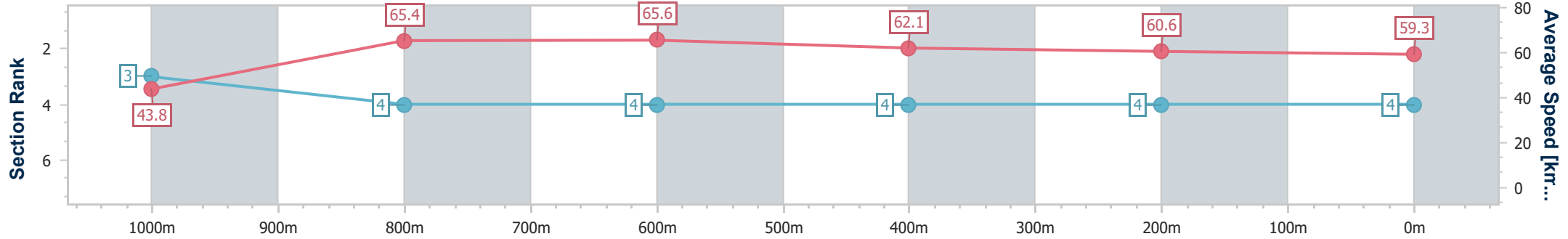
Mackay QLD Professional
Race 3: LADBROKES ODDS SURGE QTIS JEWEL QUALIFIER
2YO Plate - 1100m



21 February 2025 - 14:51

Track Rating: Good 4, Weather: Fine, Rail Position: True

Section	Overall	1000m	800m	600m	400m	200m
Section Times	1:05.78 [4] (0:08.18)	0:57.60 [3] (0:11.07)	0:46.53 [4] (0:10.98)	0:35.55 [4] (0:11.55)	0:24.00 [4] (0:11.88)	0:12.12 [4] (0:12.12)
Average Speed [km/h]	43.8	65.4	65.6	62.1	60.6	59.3
Top Speed [km/h]	61.7	66.6	66.9	64.3	62.0	62.1
Avg. Dist. to Rail [m]	2.2	1.0	1.1	0.5	1.3	2.5
Avg. Stride Freq. [Hz]	2.3	2.4	2.4	2.3	2.3	2.2
Avg. Stride Length [m]	5.0	7.4	7.6	7.3	7.3	7.4



- [] Ranking at each section and finish
- .-.- No data available at this section
- NA No data available



Horse/Jockey Name	Easy Going Girl
Final Rank	5
Fastest Section Time (Section)	0:08.22 (Overall)
Top Speed [km/h] (Section)	66.0 (800m)
Race State	Finished

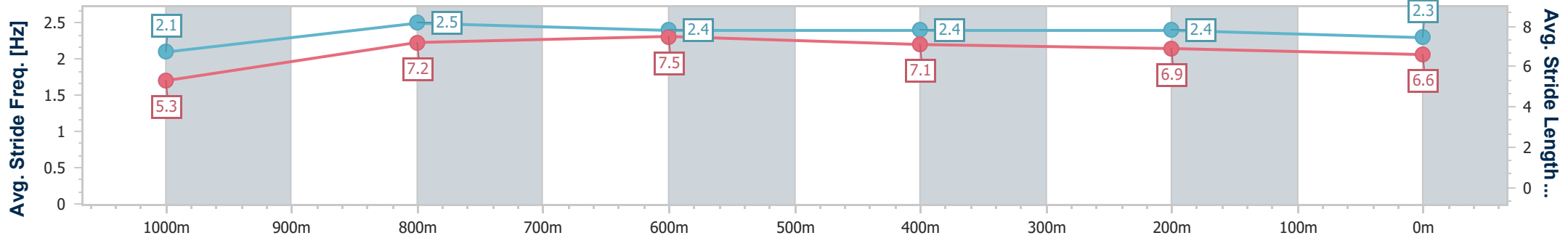
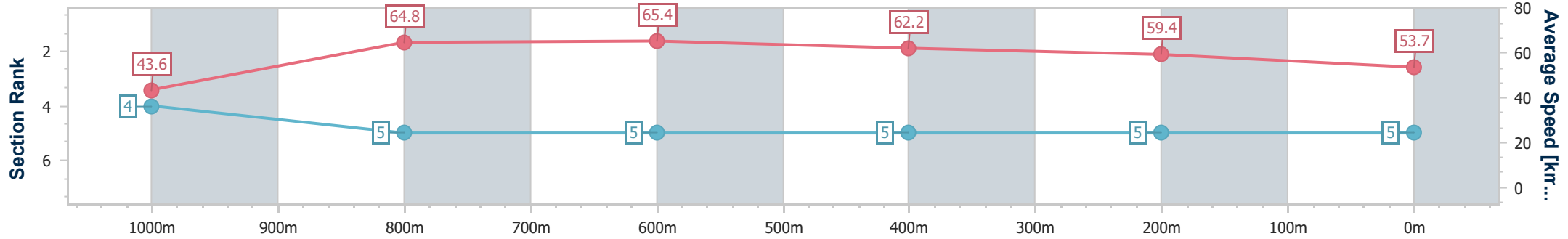


Mackay QLD Professional
Race 3: LADBROKES ODDS SURGE QTIS JEWEL QUALIFIER
2YO Plate - 1100m



21 February 2025 - 14:51
Track Rating: Good 4, Weather: Fine, Rail Position: True

Section	Overall	1000m	800m	600m	400m	200m
Section Times	1:07.64 [5] (0:08.22)	0:59.42 [4] (0:11.17)	0:48.25 [5] (0:11.05)	0:37.20 [5] (0:11.65)	0:25.55 [5] (0:12.15)	0:13.40 [5] (0:13.40)
Average Speed [km/h]	43.6	64.8	65.4	62.2	59.4	53.7
Top Speed [km/h]	62.0	65.9	66.0	65.8	61.6	57.4
Avg. Dist. to Rail [m]	3.9	1.8	1.3	0.8	2.0	3.5
Avg. Stride Freq. [Hz]	2.1	2.5	2.4	2.4	2.4	2.3
Avg. Stride Length [m]	5.3	7.2	7.5	7.1	6.9	6.6



- [] Ranking at each section and finish
- .-.- No data available at this section
- NA No data available



Mackay QLD Professional

Race 4: BECOME A MEMBER MTC QTIS Maiden Plate - 1050m



MACKAY TURF CLUB
Ooralea Racecourse

21 February 2025 - 15:28

Track Rating: Good 4, Weather: Fine, Rail Position: True

Section		Overall											Last 600m	
Field Times		1:01.03											0:34.85	
		(0:04.47)												
		1000m												
		0:56.56												
		(0:11.03)												
		800m												
		0:45.53												
		(0:10.68)												
		600m												
		0:34.85												
		(0:11.38)												
		400m												
		0:23.47												
		(0:11.64)												
		200m												
		0:11.83												
		(0:11.83)												
Rank	TAB	Horse/Jockey	Barrier	Top Speed [km/h]	Fastest Section	Overall	1000m	800m	600m	400m	200m	Margin	Distance Travelled [m]	
1	7	CRIMSON DECIPHER	8	69.3	0:04.85	1:01.03 [1]	0:56.18 [9]	0:44.99 [6]	0:34.15 [6]	0:22.83 [5]	0:11.50 [2]	1:01.03	0:34.15	
		Raul Silvera Olivera		1000m	Overall	(0:04.85)	(0:11.19)	(0:10.84)	(0:11.32)	(0:11.33)	(0:11.50)			
2	11	QUERIDA	9	68.0	0:04.72	1:01.06 [2]	0:56.34 [6]	0:45.01 [7]	0:34.17 [7]	0:22.79 [6]	0:11.50 [3]	0.15L	0:34.17 +2	
		Sean Cormack		800m	Overall	(0:04.72)	(0:11.33)	(0:10.84)	(0:11.38)	(0:11.29)	(0:11.50)			
3	6	TORQUE OF DREAMS	11	67.6	0:04.82	1:01.62 [3]	0:56.80 [8]	0:45.31 [8]	0:34.47 [8]	0:23.12 [8]	0:11.90 [6]	3.46L	0:34.47 -1	
		Justin Stanley		800m	Overall	(0:04.82)	(0:11.49)	(0:10.84)	(0:11.35)	(0:11.22)	(0:11.90)			
4	9	MISS COMANECI	10	68.9	0:04.77	1:01.67 [4]	0:56.90 [7]	0:45.20 [10]	0:34.41 [9]	0:23.17 [9]	0:11.77 [8]	3.74L	0:34.41 +3	
		Adam Sewell		800m	Overall	(0:04.77)	(0:11.70)	(0:10.79)	(0:11.24)	(0:11.40)	(0:11.77)			
5	10	POLLY HOFFA	5	70.6	0:04.63	1:01.69 [5]	0:57.06 [5]	0:46.19 [1]	0:35.51 [1]	0:24.13 [1]	0:12.49 [1]	3.89L	0:35.51 +2	
		Tahlia Fenlon		1000m	Overall	(0:04.63)	(0:10.87)	(0:10.68)	(0:11.38)	(0:11.64)	(0:12.49)			
6	4	ZELEZNY	3	68.6	0:04.47	1:01.93 [6]	0:57.46 [1]	0:46.17 [2]	0:35.41 [2]	0:23.87 [3]	0:12.37 [4]	5.28L	0:35.41 +5	
		McKenzie Apel		800m	Overall	(0:04.47)	(0:11.29)	(0:10.76)	(0:11.54)	(0:11.50)	(0:12.37)			
7	8	LOOMING LEGEND	7	69.0	0:04.56	1:02.03 [7]	0:57.47 [2]	0:46.13 [5]	0:35.34 [5]	0:23.91 [4]	0:12.28 [7]	5.85L	0:35.34 +8	
		Georgina Cartwright		800m	Overall	(0:04.56)	(0:11.34)	(0:10.79)	(0:11.43)	(0:11.63)	(0:12.28)			
8	1	PAUL EDWARD	1	66.4	0:05.02	1:02.51 [8]	0:57.49 [11]	0:45.81 [11]	0:34.76 [11]	0:23.39 [11]	0:12.04 [11]	8.69L	0:34.76 +4	
		Shae Nielson		800m	Overall	(0:05.02)	(0:11.68)	(0:11.05)	(0:11.37)	(0:11.35)	(0:12.04)			
9	5	PRINCESS SOPHIE	2	67.7	0:04.60	1:02.58 [9]	0:57.98 [4]	0:46.73 [4]	0:35.93 [4]	0:24.72 [2]	0:12.96 [5]	9.08L	0:35.93 -6	
		Erin Molloy		800m	Overall	(0:04.60)	(0:11.25)	(0:10.80)	(0:11.21)	(0:11.76)	(0:12.96)			
10	2	GOES HOFF	4	66.3	0:04.86	1:02.79 [10]	0:57.93 [10]	0:46.40 [9]	0:35.47 [10]	0:23.91 [10]	0:12.38 [10]	10.34L	0:35.47 +0	
		Nathan Thomas		800m	Overall	(0:04.86)	(0:11.53)	(0:10.93)	(0:11.56)	(0:11.53)	(0:12.38)			

Scratched: Mishani Amore (#13), Diamond Degree (#12)

[] Ranking at each section and finish
 -:-:- No data available at this section
 NA No data available

SCN Saddle cloth number
 DNF Did not finish
 DNT Did not track



Mackay QLD Professional

Race 4: BECOME A MEMBER MTC QTIS Maiden Plate - 1050m

21 February 2025 - 15:28



MACKAY TURF CLUB
Ooralea Racecourse

Track Rating: Good 4, Weather: Fine, Rail Position: True

Section		Overall	1000m	800m	600m	400m	200m	Last 600m					
Field Times		1:01.03 (0:04.47)	0:56.56 (0:11.03)	0:45.53 (0:10.68)	0:34.85 (0:11.38)	0:23.47 (0:11.64)	0:11.83 (0:11.83)	0:34.85					
Rank	TAB Horse/Jockey	Barrier	Top Speed [km/h]	Fastest Section	Margin	Distance Travelled [m]							
11	3 STYX RIVER Chris McIver	6	70.0 800m	0:04.59 Overall	1:03.03 [11] (0:04.59)	0:58.44 [3] (0:11.21)	0:47.23 [3] (0:10.77)	0:36.46 [3] (0:11.75)	0:24.71 [7] (0:11.97)	0:12.74 [9] (0:12.74)	11.75L	0:36.46	+4

Scratched: Mishani Amore (#13), Diamond Degree (#12)

[] Ranking at each section and finish
 -:-:-:- No data available at this section
 NA No data available

SCN Saddle cloth number
 DNF Did not finish
 DNT Did not track



Horse/Jockey Name	Crimson Decipher
Final Rank	1
Fastest Section Time (Section)	0:04.85 (Overall)
Top Speed [km/h] (Section)	69.3 (1000m)
Race State	Finished



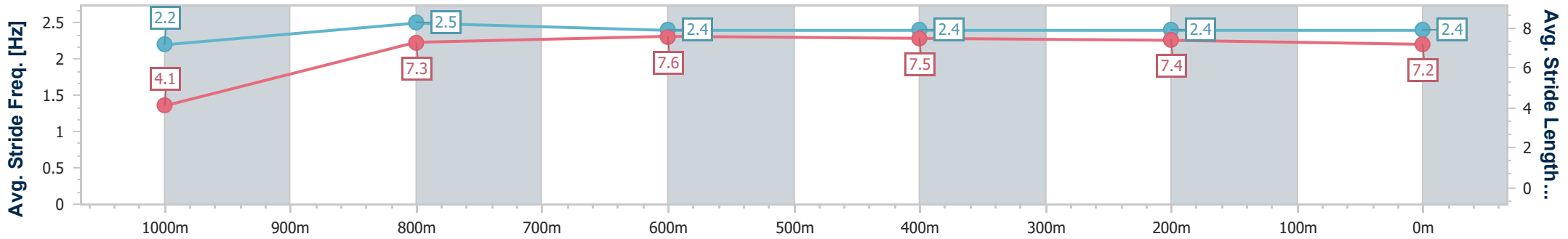
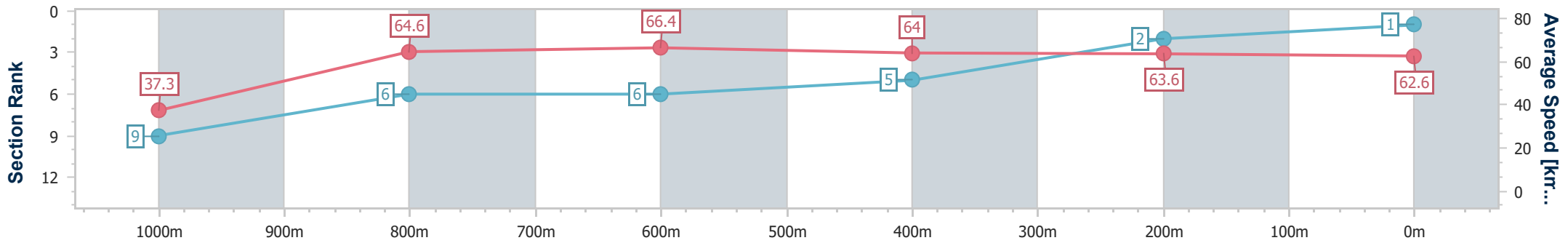
Mackay QLD Professional
Race 4: BECOME A MEMBER MTC QTIS Maiden Plate - 1050m



21 February 2025 - 15:28

Track Rating: Good 4, Weather: Fine, Rail Position: True

Section	Overall	1000m	800m	600m	400m	200m
Section Times	1:01.03 [1] (0:04.85)	0:56.18 [9] (0:11.19)	0:44.99 [6] (0:10.84)	0:34.15 [6] (0:11.32)	0:22.83 [5] (0:11.33)	0:11.50 [2] (0:11.50)
Average Speed [km/h]	37.3	64.6	66.4	64.0	63.6	62.6
Top Speed [km/h]	50.7	69.3	68.4	65.2	65.2	64.9
Avg. Dist. to Rail [m]	0.9	1.2	1.0	0.5	1.7	3.8
Avg. Stride Freq. [Hz]	2.2	2.5	2.4	2.4	2.4	2.4
Avg. Stride Length [m]	4.1	7.3	7.6	7.5	7.4	7.2



- [] Ranking at each section and finish
- .-.- No data available at this section
- NA No data available



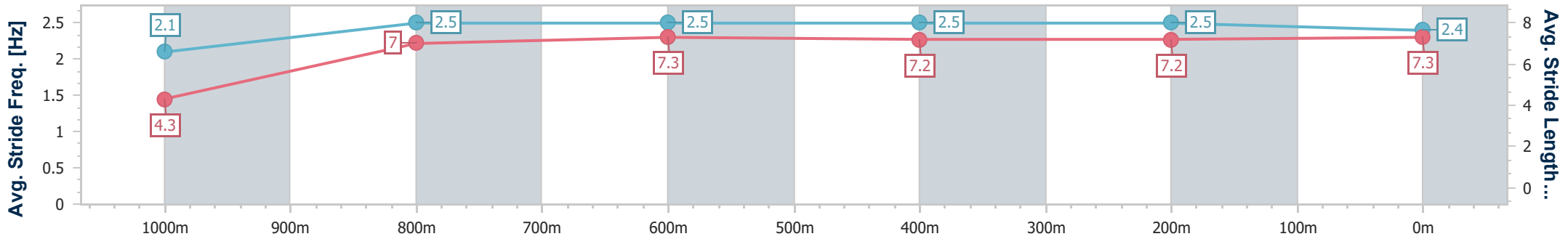
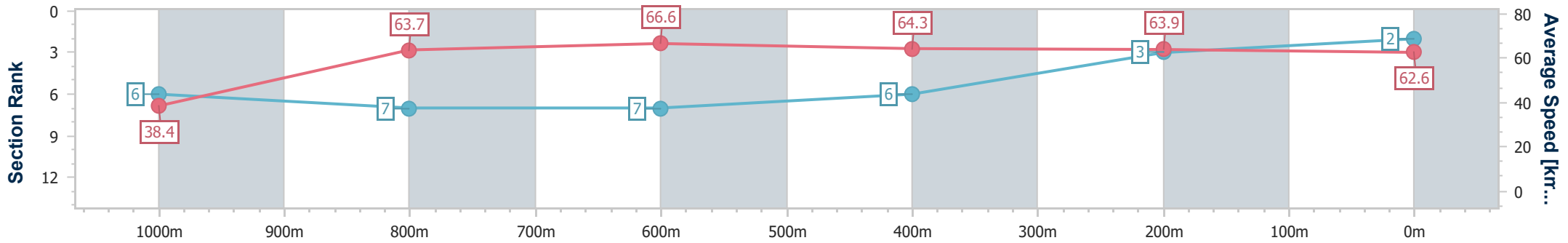
Horse/Jockey Name	Querida
Final Rank	2
Fastest Section Time (Section)	0:04.72 (Overall)
Top Speed [km/h] (Section)	68.0 (800m)
Race State	Finished



Mackay QLD Professional
 Race 4: BECOME A MEMBER MTC QTIS Maiden Plate - 1050m
 21 February 2025 - 15:28
 Track Rating: Good 4, Weather: Fine, Rail Position: True



Section	Overall	1000m	800m	600m	400m	200m
Section Times	1:01.06 [2] (0:04.72)	0:56.34 [6] (0:11.33)	0:45.01 [7] (0:10.84)	0:34.17 [7] (0:11.38)	0:22.79 [6] (0:11.29)	0:11.50 [3]
Average Speed [km/h]	38.4	63.7	66.6	64.3	63.9	62.6
Top Speed [km/h]	51.2	67.2	68.0	64.7	65.2	64.8
Avg. Dist. to Rail [m]	0.8	1.5	1.2	1.7	3.6	4.4
Avg. Stride Freq. [Hz]	2.1	2.5	2.5	2.5	2.5	2.4
Avg. Stride Length [m]	4.3	7.0	7.3	7.2	7.2	7.3



- [] Ranking at each section and finish
- .-.- No data available at this section
- NA No data available



Horse/Jockey Name	Torque Of Dreams
Final Rank	3
Fastest Section Time (Section)	0:04.82 (Overall)
Top Speed [km/h] (Section)	67.6 (800m)
Race State	Finished

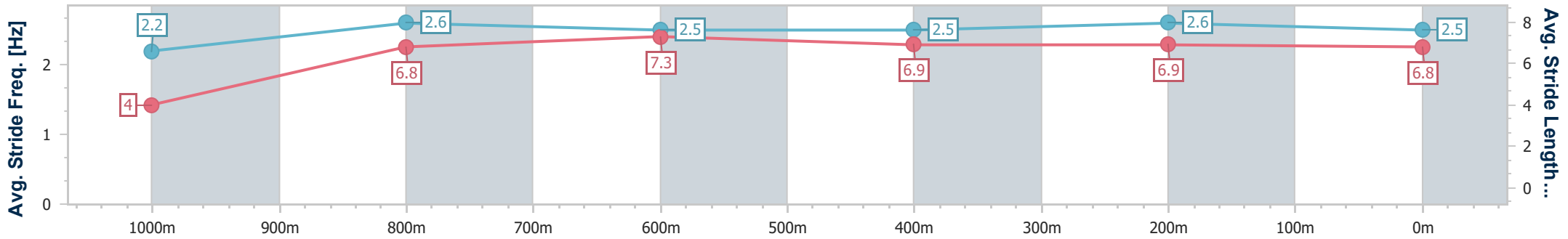
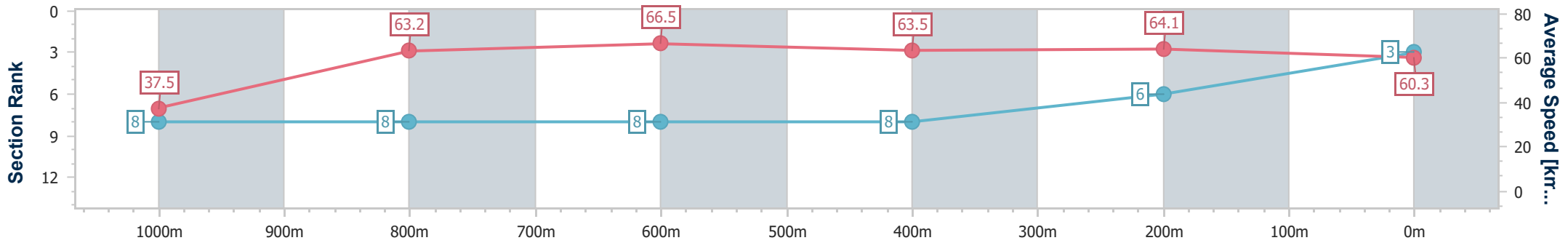


Mackay QLD Professional
Race 4: BECOME A MEMBER MTC QTIS Maiden Plate - 1050m



21 February 2025 - 15:28
Track Rating: Good 4, Weather: Fine, Rail Position: True

Section	Overall	1000m	800m	600m	400m	200m
Section Times	1:01.62 [3] (0:04.82)	0:56.80 [8] (0:11.49)	0:45.31 [8] (0:10.84)	0:34.47 [8] (0:11.35)	0:23.12 [8] (0:11.22)	0:11.90 [6] (0:11.90)
Average Speed [km/h]	37.5	63.2	66.5	63.5	64.1	60.3
Top Speed [km/h]	52.4	67.0	67.6	64.2	64.3	63.8
Avg. Dist. to Rail [m]	3.2	4.0	0.9	0.4	0.5	0.6
Avg. Stride Freq. [Hz]	2.2	2.6	2.5	2.5	2.6	2.5
Avg. Stride Length [m]	4.0	6.8	7.3	6.9	6.9	6.8



- [] Ranking at each section and finish
- .-.- No data available at this section
- NA No data available



Horse/Jockey Name	Miss Comaneci
Final Rank	4
Fastest Section Time (Section)	0:04.77 (Overall)
Top Speed [km/h] (Section)	68.9 (800m)
Race State	Finished

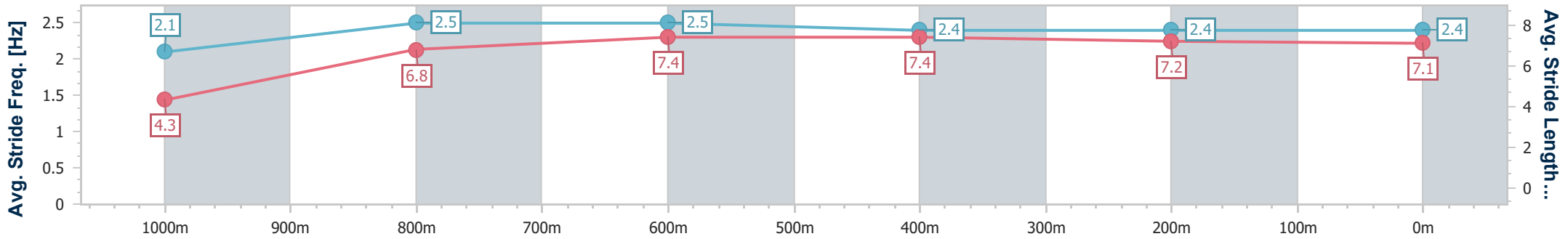
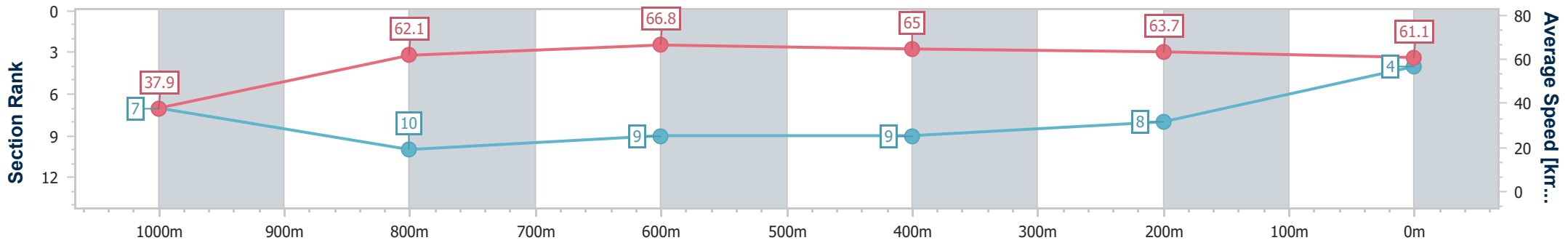


Mackay QLD Professional
Race 4: BECOME A MEMBER MTC QTIS Maiden Plate - 1050m



21 February 2025 - 15:28
Track Rating: Good 4, Weather: Fine, Rail Position: True

Section	Overall	1000m	800m	600m	400m	200m
Section Times	1:01.67 [4] (0:04.77)	0:56.90 [7] (0:11.70)	0:45.20 [10] (0:10.79)	0:34.41 [9] (0:11.24)	0:23.17 [9] (0:11.40)	0:11.77 [8]
Average Speed [km/h]	37.9	62.1	66.8	65.0	63.7	61.1
Top Speed [km/h]	50.5	67.3	68.9	67.9	64.8	63.6
Avg. Dist. to Rail [m]	2.3	2.7	2.0	1.8	4.8	7.0
Avg. Stride Freq. [Hz]	2.1	2.5	2.5	2.4	2.4	2.4
Avg. Stride Length [m]	4.3	6.8	7.4	7.4	7.2	7.1



- [] Ranking at each section and finish
- .-.- No data available at this section
- NA No data available



Horse/Jockey Name	Polly Hoffa
Final Rank	5
Fastest Section Time (Section)	0:04.63 (Overall)
Top Speed [km/h] (Section)	70.6 (1000m)
Race State	Finished



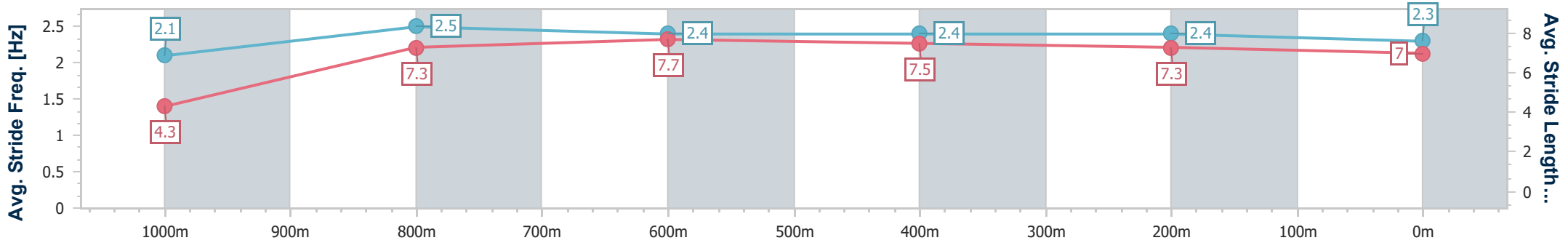
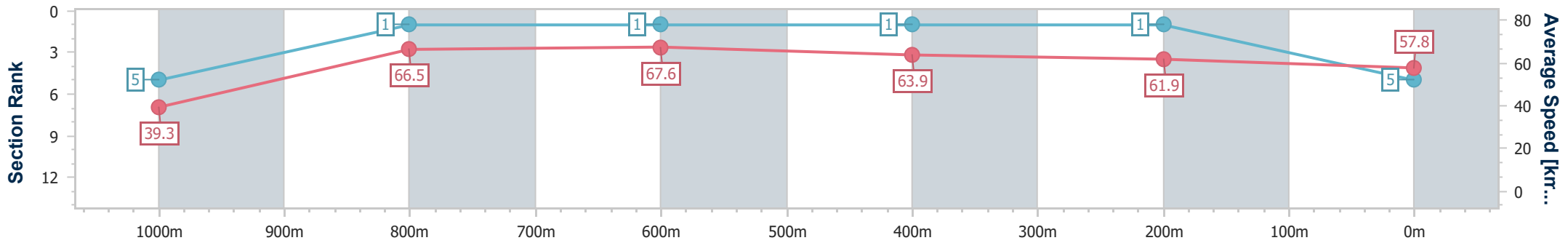
Mackay QLD Professional
Race 4: BECOME A MEMBER MTC QTIS Maiden Plate - 1050m



21 February 2025 - 15:28

Track Rating: Good 4, Weather: Fine, Rail Position: True

Section	Overall	1000m	800m	600m	400m	200m
Section Times	1:01.69 [5] (0:04.63)	0:57.06 [5] (0:10.87)	0:46.19 [1] (0:10.68)	0:35.51 [1] (0:11.38)	0:24.13 [1] (0:11.64)	0:12.49 [1] (0:12.49)
Average Speed [km/h]	39.3	66.5	67.6	63.9	61.9	57.8
Top Speed [km/h]	55.3	70.6	70.0	66.4	63.1	61.3
Avg. Dist. to Rail [m]	3.1	1.6	0.8	1.3	1.8	2.5
Avg. Stride Freq. [Hz]	2.1	2.5	2.4	2.4	2.4	2.3
Avg. Stride Length [m]	4.3	7.3	7.7	7.5	7.3	7.0



- [] Ranking at each section and finish
- .-.- No data available at this section
- NA No data available



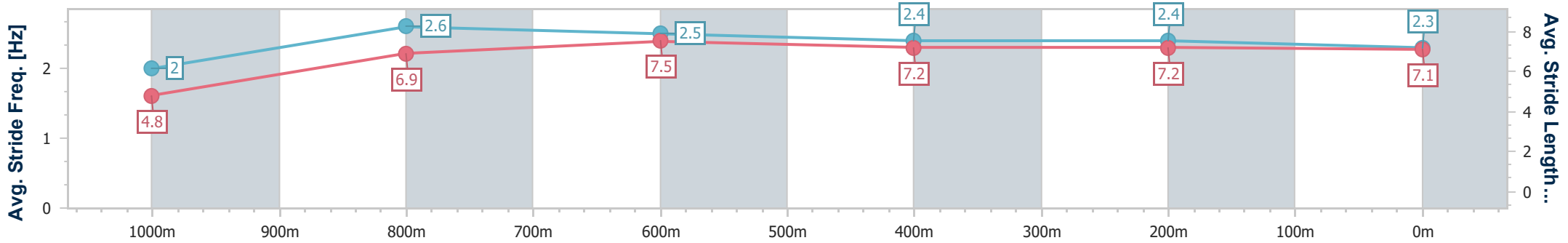
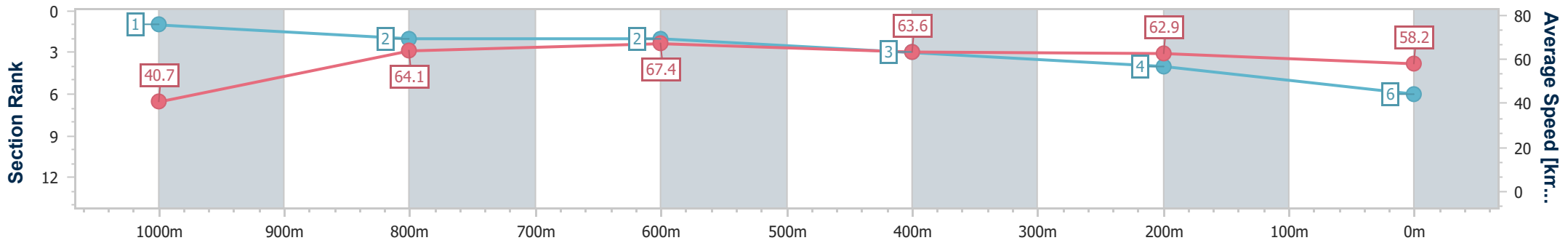
Horse/Jockey Name	Zelezny
Final Rank	6
Fastest Section Time (Section)	0:04.47 (Overall)
Top Speed [km/h] (Section)	68.6 (800m)
Race State	Finished



Mackay QLD Professional
 Race 4: BECOME A MEMBER MTC QTIS Maiden Plate - 1050m
 21 February 2025 - 15:28
 Track Rating: Good 4, Weather: Fine, Rail Position: True



Section	Overall	1000m	800m	600m	400m	200m
Section Times	1:01.93 [6] (0:04.47)	0:57.46 [1] (0:11.29)	0:46.17 [2] (0:10.76)	0:35.41 [2] (0:11.54)	0:23.87 [3] (0:11.50)	0:12.37 [4]
Average Speed [km/h]	40.7	64.1	67.4	63.6	62.9	58.2
Top Speed [km/h]	53.4	67.9	68.6	65.6	63.9	61.5
Avg. Dist. to Rail [m]	4.3	1.9	3.0	2.6	2.9	3.8
Avg. Stride Freq. [Hz]	2.0	2.6	2.5	2.4	2.4	2.3
Avg. Stride Length [m]	4.8	6.9	7.5	7.2	7.2	7.1



- [] Ranking at each section and finish
- .-.- No data available at this section
- NA No data available



Horse/Jockey Name	Looming Legend
Final Rank	7
Fastest Section Time (Section)	0:04.56 (Overall)
Top Speed [km/h] (Section)	69.0 (800m)
Race State	Finished



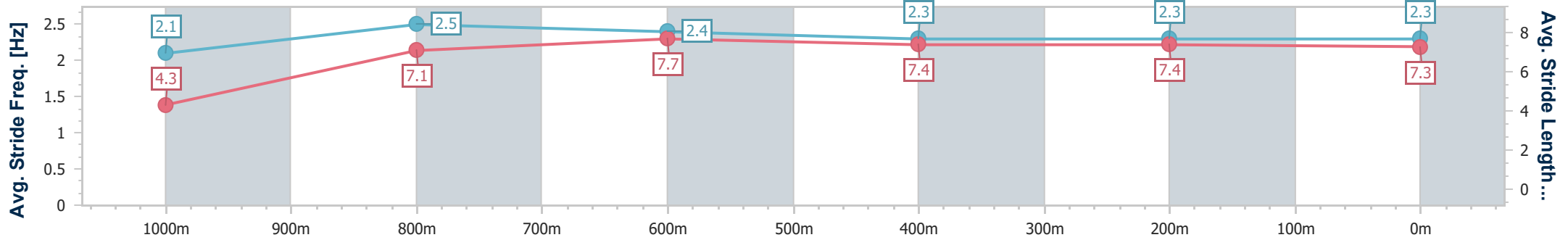
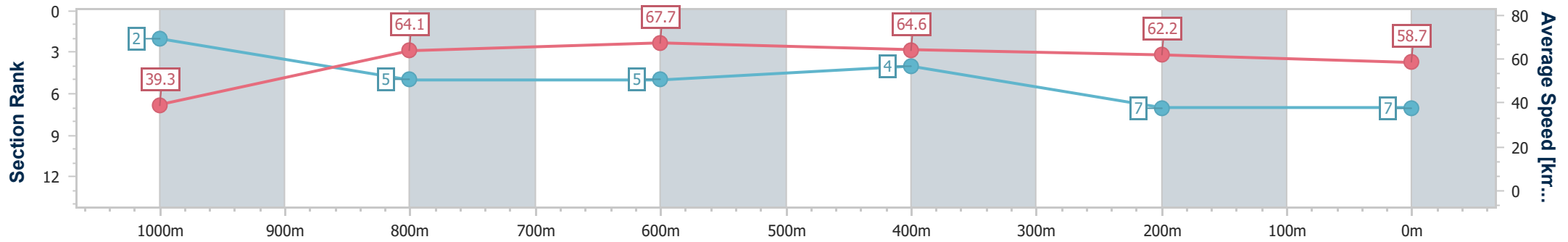
Mackay QLD Professional
Race 4: BECOME A MEMBER MTC QTIS Maiden Plate - 1050m



21 February 2025 - 15:28

Track Rating: Good 4, Weather: Fine, Rail Position: True

Section	Overall	1000m	800m	600m	400m	200m
Section Times	1:02.03 [7] (0:04.56)	0:57.47 [2] (0:11.34)	0:46.13 [5] (0:10.79)	0:35.34 [5] (0:11.43)	0:23.91 [4] (0:11.63)	0:12.28 [7] (0:12.28)
Average Speed [km/h]	39.3	64.1	67.7	64.6	62.2	58.7
Top Speed [km/h]	53.5	68.9	69.0	65.6	64.0	61.0
Avg. Dist. to Rail [m]	1.2	3.7	3.8	3.2	4.1	5.5
Avg. Stride Freq. [Hz]	2.1	2.5	2.4	2.3	2.3	2.3
Avg. Stride Length [m]	4.3	7.1	7.7	7.4	7.4	7.3



- [] Ranking at each section and finish
- .-.- No data available at this section
- NA No data available



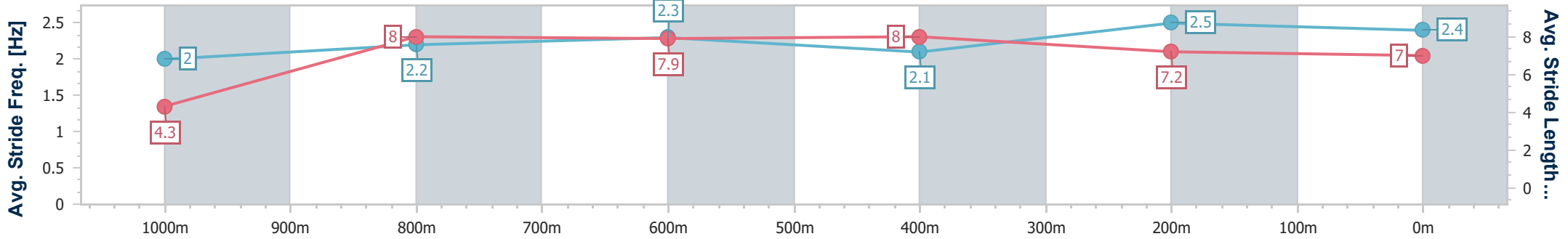
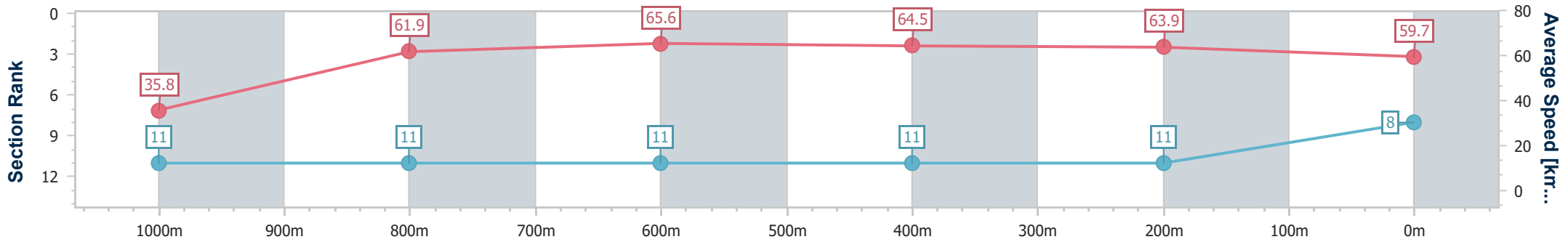
Horse/Jockey Name	Paul Edward
Final Rank	8
Fastest Section Time (Section)	0:05.02 (Overall)
Top Speed [km/h] (Section)	66.4 (800m)
Race State	Finished



Mackay QLD Professional
 Race 4: BECOME A MEMBER MTC QTIS Maiden Plate - 1050m
 21 February 2025 - 15:28
 Track Rating: Good 4, Weather: Fine, Rail Position: True



Section	Overall	1000m	800m	600m	400m	200m
Section Times	1:02.51 [8] (0:05.02)	0:57.49 [11] (0:11.68)	0:45.81 [11] (0:11.05)	0:34.76 [11] (0:11.37)	0:23.39 [11] (0:11.35)	0:12.04 [11] (0:12.04)
Average Speed [km/h]	35.8	61.9	65.6	64.5	63.9	59.7
Top Speed [km/h]	50.6	66.1	66.4	65.6	64.8	63.2
Avg. Dist. to Rail [m]	4.6	0.7	1.9	2.2	6.3	9.0
Avg. Stride Freq. [Hz]	2.0	2.2	2.3	2.1	2.5	2.4
Avg. Stride Length [m]	4.3	8.0	7.9	8.0	7.2	7.0



- [] Ranking at each section and finish
- .-.- No data available at this section
- NA No data available



Horse/Jockey Name	Princess Sophie
Final Rank	9
Fastest Section Time (Section)	0:04.60 (Overall)
Top Speed [km/h] (Section)	67.7 (800m)
Race State	Finished

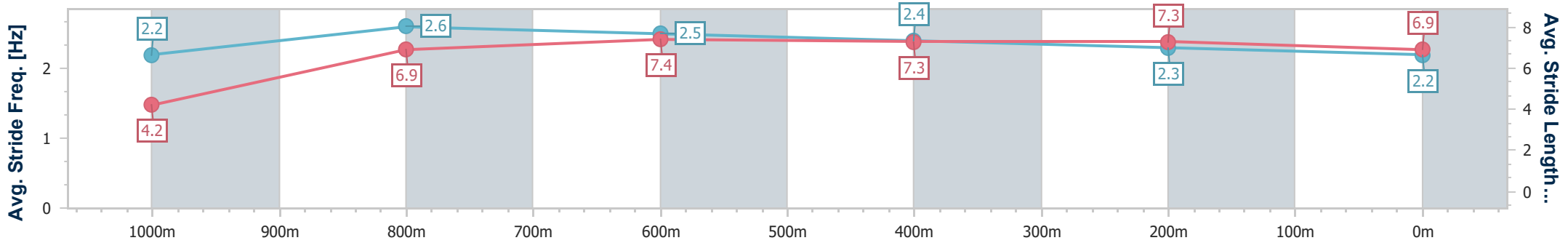
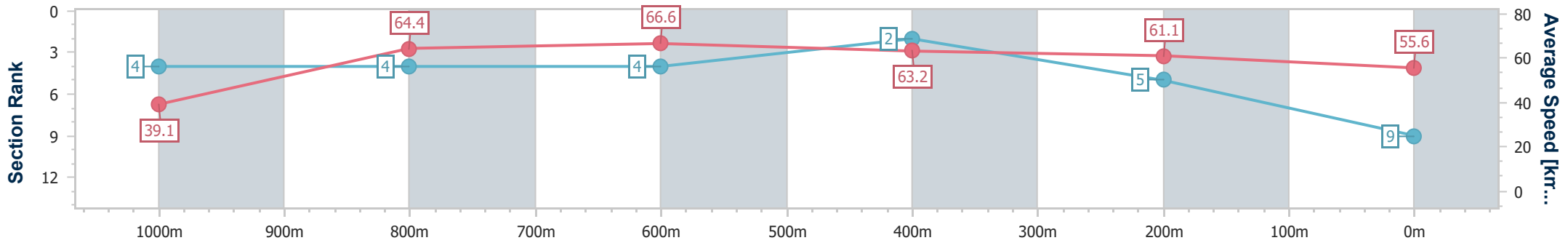


Mackay QLD Professional
Race 4: BECOME A MEMBER MTC QTIS Maiden Plate - 1050m



21 February 2025 - 15:28
Track Rating: Good 4, Weather: Fine, Rail Position: True

Section	Overall	1000m	800m	600m	400m	200m
Section Times	1:02.58 [9] (0:04.60)	0:57.98 [4] (0:11.25)	0:46.73 [4] (0:10.80)	0:35.93 [4] (0:11.21)	0:24.72 [2] (0:11.76)	0:12.96 [5]
Average Speed [km/h]	39.1	64.4	66.6	63.2	61.1	55.6
Top Speed [km/h]	53.5	67.7	67.7	64.4	62.2	59.0
Avg. Dist. to Rail [m]	5.5	0.9	1.2	2.1	1.0	1.5
Avg. Stride Freq. [Hz]	2.2	2.6	2.5	2.4	2.3	2.2
Avg. Stride Length [m]	4.2	6.9	7.4	7.3	7.3	6.9



- [] Ranking at each section and finish
- .-.- No data available at this section
- NA No data available



Horse/Jockey Name	Goes Hoff
Final Rank	10
Fastest Section Time (Section)	0:04.86 (Overall)
Top Speed [km/h] (Section)	66.3 (800m)
Race State	Finished

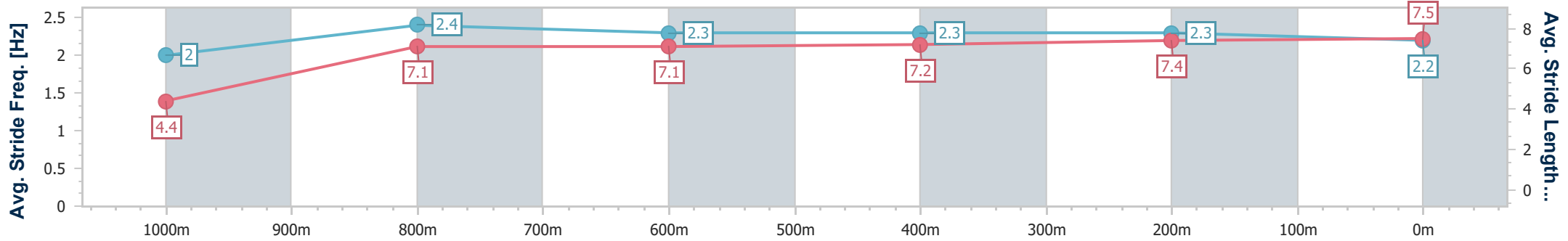
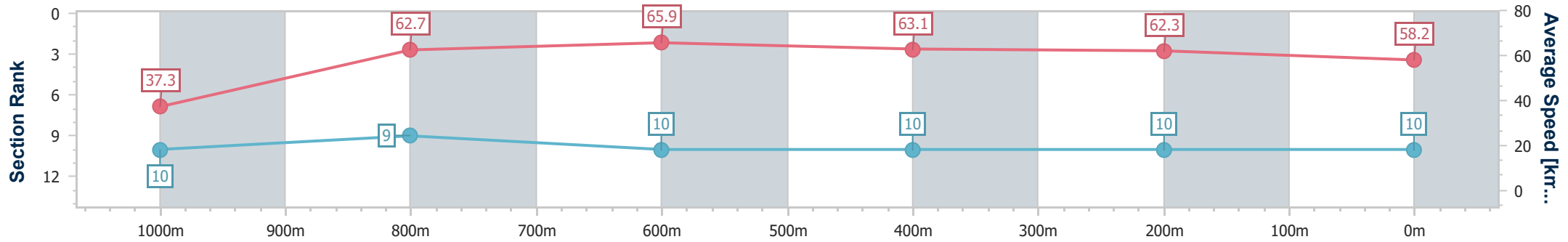


Mackay QLD Professional
Race 4: BECOME A MEMBER MTC QTIS Maiden Plate - 1050m



21 February 2025 - 15:28
Track Rating: Good 4, Weather: Fine, Rail Position: True

Section	Overall	1000m	800m	600m	400m	200m
Section Times	1:02.79 [10] (0:04.86)	0:57.93 [10] (0:11.53)	0:46.40 [9] (0:10.93)	0:35.47 [10] (0:11.56)	0:23.91 [10] (0:11.53)	0:12.38 [10] (0:12.38)
Average Speed [km/h]	37.3	62.7	65.9	63.1	62.3	58.2
Top Speed [km/h]	51.7	65.9	66.3	65.0	63.3	62.1
Avg. Dist. to Rail [m]	3.5	0.7	1.2	1.2	1.8	3.4
Avg. Stride Freq. [Hz]	2.0	2.4	2.3	2.3	2.3	2.2
Avg. Stride Length [m]	4.4	7.1	7.1	7.2	7.4	7.5



- [] Ranking at each section and finish
- .-.- No data available at this section
- NA No data available



Horse/Jockey Name	Styx River
Final Rank	11
Fastest Section Time (Section)	0:04.59 (Overall)
Top Speed [km/h] (Section)	70.0 (800m)
Race State	Finished



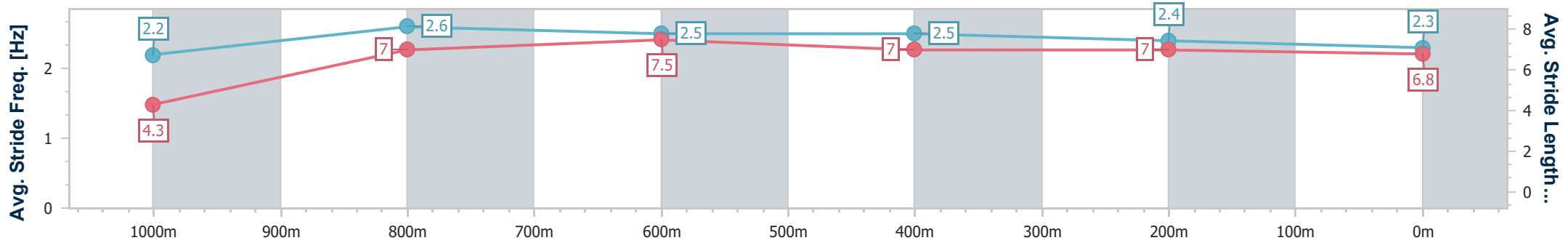
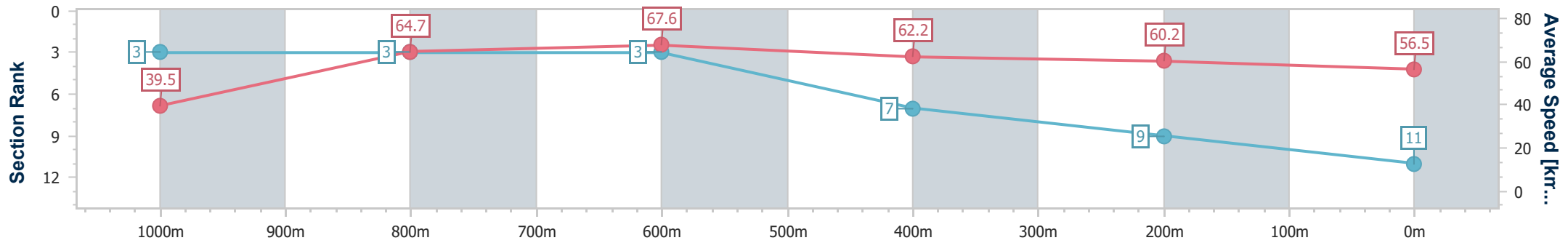
Mackay QLD Professional
Race 4: BECOME A MEMBER MTC QTIS Maiden Plate - 1050m



21 February 2025 - 15:28

Track Rating: Good 4, Weather: Fine, Rail Position: True

Section	Overall	1000m	800m	600m	400m	200m
Section Times	1:03.03 [11] (0:04.59)	0:58.44 [3] (0:11.21)	0:47.23 [3] (0:10.77)	0:36.46 [3] (0:11.75)	0:24.71 [7] (0:11.97)	0:12.74 [9]
Average Speed [km/h]	39.5	64.7	67.6	62.2	60.2	56.5
Top Speed [km/h]	53.7	69.3	70.0	64.0	61.5	62.2
Avg. Dist. to Rail [m]	1.4	3.2	2.6	2.0	3.8	6.0
Avg. Stride Freq. [Hz]	2.2	2.6	2.5	2.5	2.4	2.3
Avg. Stride Length [m]	4.3	7.0	7.5	7.0	7.0	6.8



- [] Ranking at each section and finish
- .-.- No data available at this section
- NA No data available



Mackay QLD Professional

Race 5: LADBROKES BET TICKER RATINGS BAND 0 - 55 Handicap - 1100m

21 February 2025 - 16:04



MACKAY TURF CLUB
Ooralea Racecourse

Track Rating: Good 4, Weather: Fine, Rail Position: True

Section		Overall	1000m	800m	600m	400m	200m	Last 600m					
Field Times		1:04.29 (0:07.79)	0:56.50 (0:11.15)	0:45.35 (0:11.24)	0:34.11 (0:11.35)	0:22.76 (0:11.02)	0:11.74 (0:11.74)	0:34.11					
Rank	TAB Horse/Jockey	Barrier	Top Speed [km/h]	Fastest Section									
					Margin	Distance Travelled [m]							
1	6 ME TIME Tahlia Fenlon	4	66.7 400m	0:08.00 Overall	1:04.29 [1] (0:08.00)	0:56.29 [4] (0:11.32)	0:44.97 [4] (0:11.22)	0:33.75 [4] (0:11.44)	0:22.31 [4] (0:10.97)	0:11.34 [2] (0:11.34)	1:04.29	0:33.75	
2	2 ANSWERING Sean Cormack	6	67.1 1000m	0:07.89 Overall	1:04.34 [2] (0:07.89)	0:56.45 [3] (0:11.05)	0:45.40 [1] (0:11.24)	0:34.16 [1] (0:11.35)	0:22.81 [1] (0:11.02)	0:11.79 [1] (0:11.79)	0.3L	0:34.16	-5
3	3 DISCOVERED GOLD Ryan Wiggins	7	66.2 1000m	0:07.86 Overall	1:04.65 [3] (0:07.86)	0:56.79 [2] (0:11.13)	0:45.66 [2] (0:11.25)	0:34.41 [2] (0:11.51)	0:22.90 [2] (0:11.21)	0:11.69 [3] (0:11.69)	2.12L	0:34.41	+0
4	7 MOON OVER MATILDA Raul Silvera Olivera	1	67.0 400m	0:08.15 Overall	1:04.82 [4] (0:08.15)	0:56.67 [5] (0:11.35)	0:45.32 [5] (0:11.21)	0:34.11 [5] (0:11.37)	0:22.74 [5] (0:11.00)	0:11.74 [4] (0:11.74)	3.08L	0:34.11	-5
5	9 TSUNAMI FORCE Gabrielle Semmens	3	65.0 800m	0:07.79 Overall	1:05.00 [5] (0:07.79)	0:57.21 [1] (0:11.35)	0:45.86 [3] (0:11.23)	0:34.63 [3] (0:11.59)	0:23.04 [3] (0:11.20)	0:11.84 [5] (0:11.84)	4.17L	0:34.63	-2
6	4 IMPERIUM Zac Sprie	2	66.1 1000m	0:08.28 Overall	1:05.25 [6] (0:08.28)	0:56.97 [7] (0:11.29)	0:45.68 [6] (0:11.36)	0:34.32 [7] (0:11.55)	0:22.77 [7] (0:11.15)	0:11.62 [6] (0:11.62)	5.64L	0:34.32	-1
7	5 QUEENSLANDER Justin Stanley	5	65.5 1000m	0:08.27 Overall	1:06.39 [7] (0:08.27)	0:58.12 [6] (0:11.35)	0:46.77 [7] (0:11.24)	0:35.53 [6] (0:11.60)	0:23.93 [6] (0:11.59)	0:12.34 [7] (0:12.34)	12.34L	0:35.53	-1
8	8 ROCKET POWER Brooke Johnson	8	67.4 800m	0:08.53 Overall	1:07.16 [8] (0:08.53)	0:58.63 [8] (0:11.40)	0:47.23 [8] (0:11.22)	0:36.01 [8] (0:11.78)	0:24.23 [8] (0:11.83)	0:12.40 [8] (0:12.40)	16.87L	0:36.01	-3

Scratched: Sensationbull (#1)

[] Ranking at each section and finish
 -:-:- No data available at this section
 NA No data available
 SCN Saddle cloth number
 DNF Did not finish
 DNT Did not track



Horse/Jockey Name	Me Time
Final Rank	1
Fastest Section Time (Section)	0:08.00 (Overall)
Top Speed [km/h] (Section)	66.7 (400m)
Race State	Finished



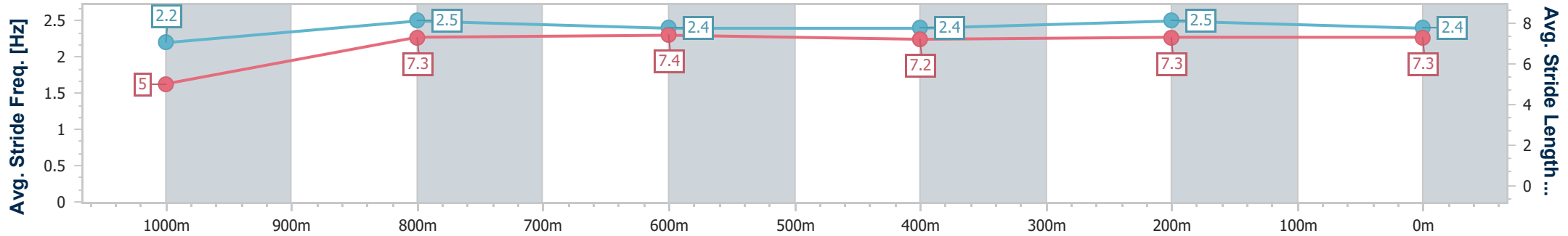
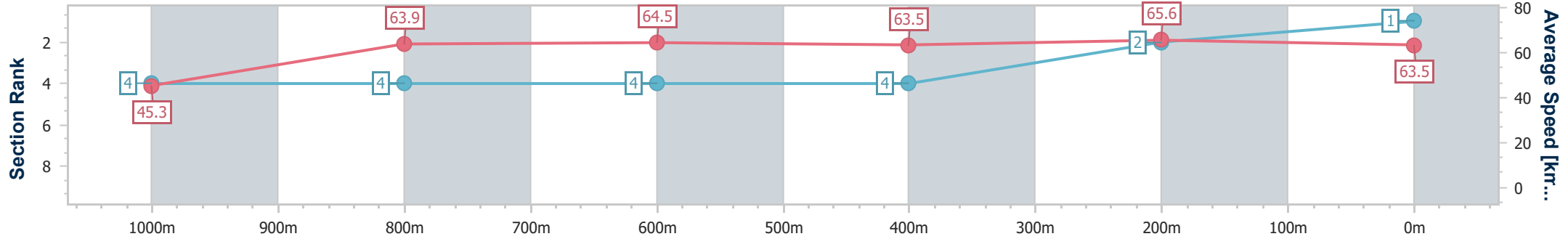
Mackay QLD Professional
Race 5: LADBROKES BET TICKER RATINGS BAND 0 - 55
Handicap - 1100m



21 February 2025 - 16:04

Track Rating: Good 4, Weather: Fine, Rail Position: True

Section	Overall	1000m	800m	600m	400m	200m
Section Times	1:04.29 [1] (0:08.00)	0:56.29 [4] (0:11.32)	0:44.97 [4] (0:11.22)	0:33.75 [4] (0:11.44)	0:22.31 [4] (0:10.97)	0:11.34 [2] (0:11.34)
Average Speed [km/h]	45.3	63.9	64.5	63.5	65.6	63.5
Top Speed [km/h]	60.7	65.6	65.5	64.5	66.7	66.1
Avg. Dist. to Rail [m]	4.8	2.5	2.0	1.2	2.2	3.5
Avg. Stride Freq. [Hz]	2.2	2.5	2.4	2.4	2.5	2.4
Avg. Stride Length [m]	5.0	7.3	7.4	7.2	7.3	7.3



- [] Ranking at each section and finish
- .-.- No data available at this section
- NA No data available



Horse/Jockey Name	Answering
Final Rank	2
Fastest Section Time (Section)	0:07.89 (Overall)
Top Speed [km/h] (Section)	67.1 (1000m)
Race State	Finished

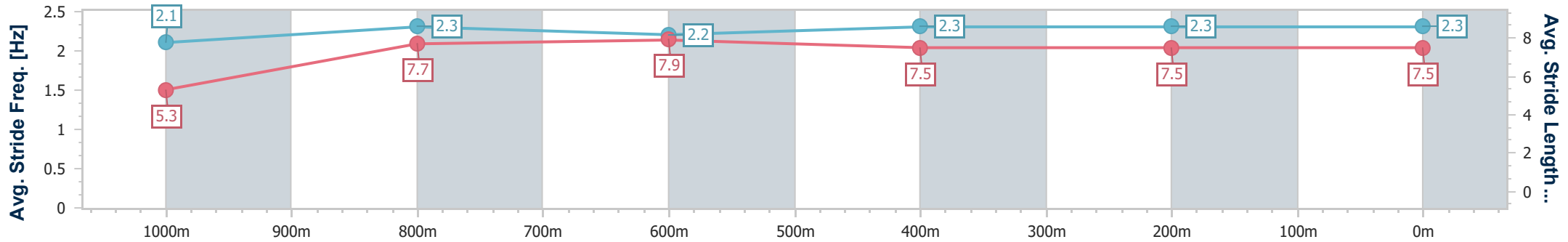
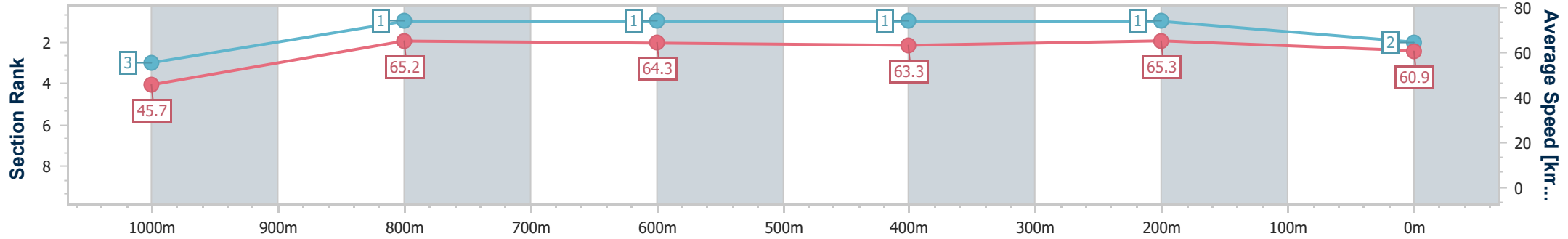


Mackay QLD Professional
 Race 5: LADBROKES BET TICKER RATINGS BAND 0 - 55
 Handicap - 1100m



21 February 2025 - 16:04
 Track Rating: Good 4, Weather: Fine, Rail Position: True

Section	Overall	1000m	800m	600m	400m	200m
Section Times	1:04.34 [2] (0:07.89)	0:56.45 [3] (0:11.05)	0:45.40 [1] (0:11.24)	0:34.16 [1] (0:11.35)	0:22.81 [1] (0:11.02)	0:11.79 [1] (0:11.79)
Average Speed [km/h]	45.7	65.2	64.3	63.3	65.3	60.9
Top Speed [km/h]	62.5	67.1	65.2	65.4	65.6	64.4
Avg. Dist. to Rail [m]	6.3	1.5	0.5	0.2	0.8	1.2
Avg. Stride Freq. [Hz]	2.1	2.3	2.2	2.3	2.3	2.3
Avg. Stride Length [m]	5.3	7.7	7.9	7.5	7.5	7.5





Horse/Jockey Name	Discovered Gold
Final Rank	3
Fastest Section Time (Section)	0:07.86 (Overall)
Top Speed [km/h] (Section)	66.2 (1000m)
Race State	Finished

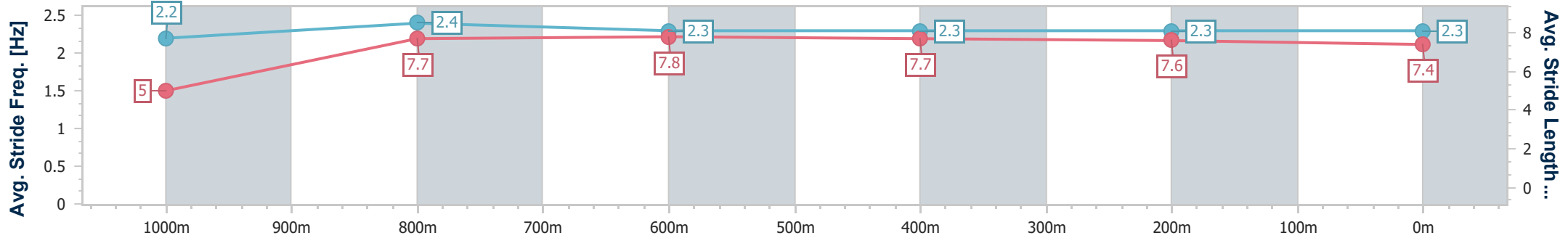
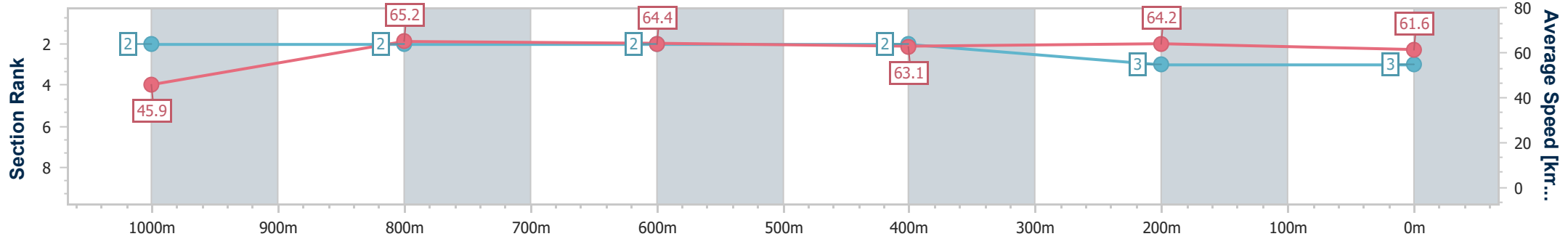


Mackay QLD Professional
 Race 5: LADBROKES BET TICKER RATINGS BAND 0 - 55
 Handicap - 1100m



21 February 2025 - 16:04
 Track Rating: Good 4, Weather: Fine, Rail Position: True

Section	Overall	1000m	800m	600m	400m	200m
Section Times	1:04.65 [3] (0:07.86)	0:56.79 [2] (0:11.13)	0:45.66 [2] (0:11.25)	0:34.41 [2] (0:11.51)	0:22.90 [2] (0:11.21)	0:11.69 [3] (0:11.69)
Average Speed [km/h]	45.9	65.2	64.4	63.1	64.2	61.6
Top Speed [km/h]	64.3	66.2	65.6	64.4	65.5	64.5
Avg. Dist. to Rail [m]	7.2	3.1	1.9	1.0	1.8	2.3
Avg. Stride Freq. [Hz]	2.2	2.4	2.3	2.3	2.3	2.3
Avg. Stride Length [m]	5.0	7.7	7.8	7.7	7.6	7.4



- [] Ranking at each section and finish
- .-.- No data available at this section
- NA No data available



Horse/Jockey Name	Moon Over Matilda
Final Rank	4
Fastest Section Time (Section)	0:08.15 (Overall)
Top Speed [km/h] (Section)	67.0 (400m)
Race State	Finished

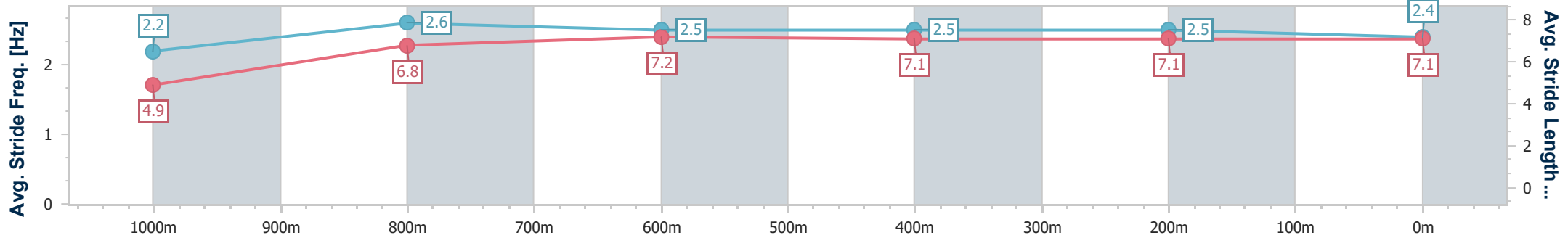
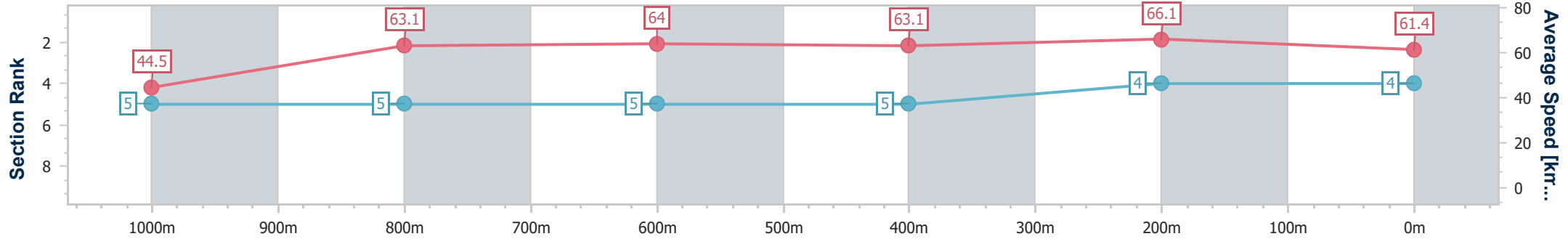


Mackay QLD Professional
 Race 5: LADBROKES BET TICKER RATINGS BAND 0 - 55
 Handicap - 1100m



21 February 2025 - 16:04
 Track Rating: Good 4, Weather: Fine, Rail Position: True

Section	Overall	1000m	800m	600m	400m	200m
Section Times	1:04.82 [4] (0:08.15)	0:56.67 [5] (0:11.35)	0:45.32 [5] (0:11.21)	0:34.11 [5] (0:11.37)	0:22.74 [5] (0:11.00)	0:11.74 [4] (0:11.74)
Average Speed [km/h]	44.5	63.1	64.0	63.1	66.1	61.4
Top Speed [km/h]	60.6	65.4	64.8	65.4	67.0	65.0
Avg. Dist. to Rail [m]	0.8	0.8	1.4	1.1	5.6	7.6
Avg. Stride Freq. [Hz]	2.2	2.6	2.5	2.5	2.5	2.4
Avg. Stride Length [m]	4.9	6.8	7.2	7.1	7.1	7.1



- [] Ranking at each section and finish
- .-.- No data available at this section
- NA No data available



Horse/Jockey Name	Tsunami Force
Final Rank	5
Fastest Section Time (Section)	0:07.79 (Overall)
Top Speed [km/h] (Section)	65.0 (800m)
Race State	Finished

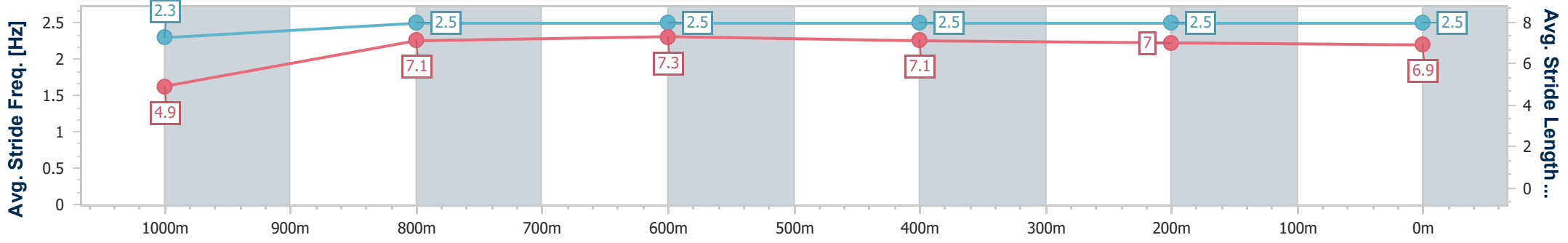
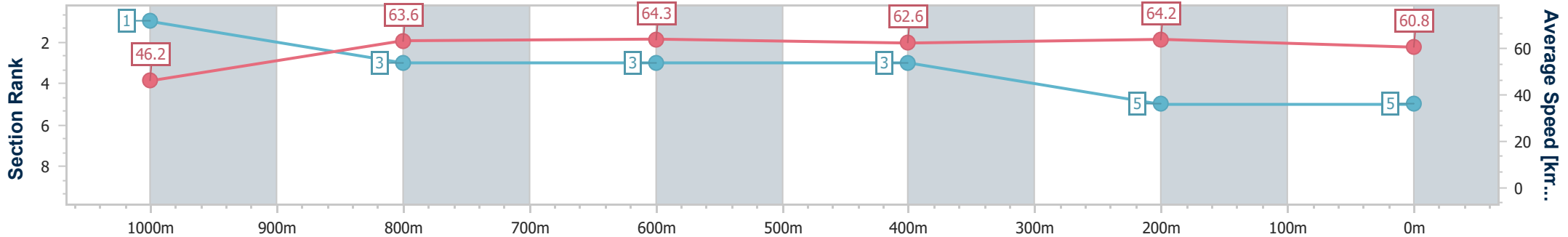


Mackay QLD Professional
 Race 5: LADBROKES BET TICKER RATINGS BAND 0 - 55
 Handicap - 1100m



21 February 2025 - 16:04
 Track Rating: Good 4, Weather: Fine, Rail Position: True

Section	Overall	1000m	800m	600m	400m	200m
Section Times	1:05.00 [5] (0:07.79)	0:57.21 [1] (0:11.35)	0:45.86 [3] (0:11.23)	0:34.63 [3] (0:11.59)	0:23.04 [3] (0:11.20)	0:11.84 [5] (0:11.84)
Average Speed [km/h]	46.2	63.6	64.3	62.6	64.2	60.8
Top Speed [km/h]	60.7	64.8	65.0	64.6	64.8	63.4
Avg. Dist. to Rail [m]	3.0	1.0	0.6	1.2	0.5	0.6
Avg. Stride Freq. [Hz]	2.3	2.5	2.5	2.5	2.5	2.5
Avg. Stride Length [m]	4.9	7.1	7.3	7.1	7.0	6.9



- [] Ranking at each section and finish
- .-.- No data available at this section
- NA No data available



Horse/Jockey Name	Imperium
Final Rank	6
Fastest Section Time (Section)	0:08.28 (Overall)
Top Speed [km/h] (Section)	66.1 (1000m)
Race State	Finished

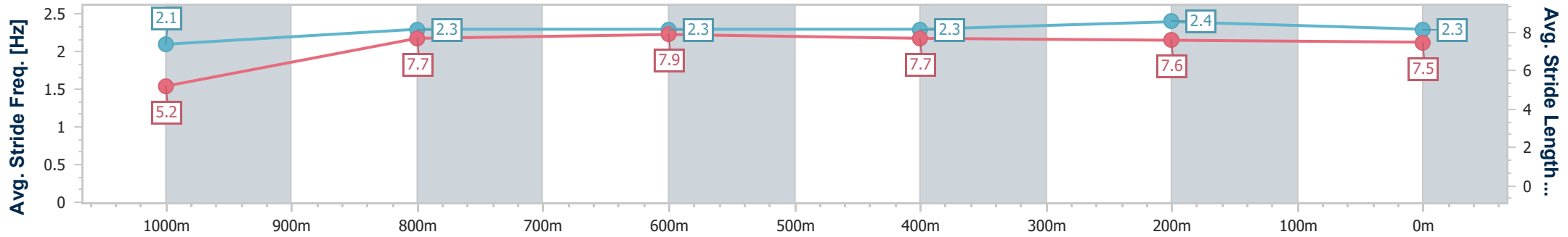
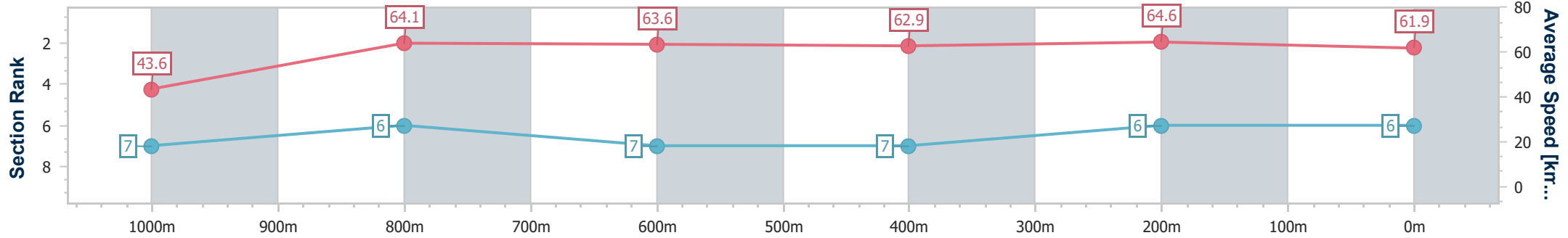


Mackay QLD Professional
Race 5: LADBROKES BET TICKER RATINGS BAND 0 - 55
Handicap - 1100m



21 February 2025 - 16:04
Track Rating: Good 4, Weather: Fine, Rail Position: True

Section	Overall	1000m	800m	600m	400m	200m
Section Times	1:05.25 [6] (0:08.28)	0:56.97 [7] (0:11.29)	0:45.68 [6] (0:11.36)	0:34.32 [7] (0:11.55)	0:22.77 [7] (0:11.15)	0:11.62 [6] (0:11.62)
Average Speed [km/h]	43.6	64.1	63.6	62.9	64.6	61.9
Top Speed [km/h]	60.2	66.1	64.8	64.4	65.5	64.1
Avg. Dist. to Rail [m]	3.7	1.6	1.6	0.9	2.5	4.6
Avg. Stride Freq. [Hz]	2.1	2.3	2.3	2.3	2.4	2.3
Avg. Stride Length [m]	5.2	7.7	7.9	7.7	7.6	7.5



- [] Ranking at each section and finish
- .-.- No data available at this section
- NA No data available



Horse/Jockey Name	Queenslander
Final Rank	7
Fastest Section Time (Section)	0:08.27 (Overall)
Top Speed [km/h] (Section)	65.5 (1000m)
Race State	Finished



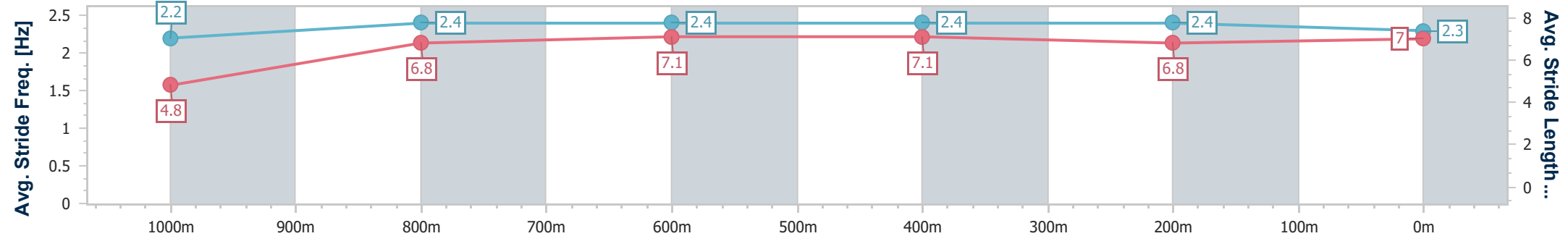
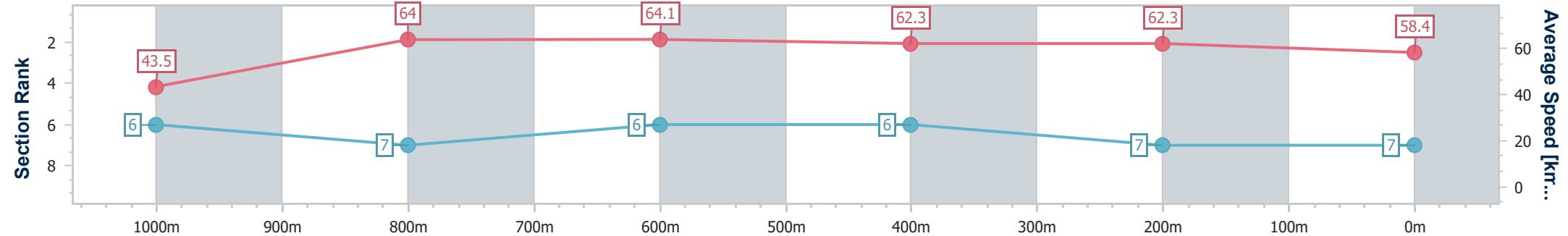
Mackay QLD Professional
Race 5: LADBROKES BET TICKER RATINGS BAND 0 - 55
Handicap - 1100m



21 February 2025 - 16:04

Track Rating: Good 4, Weather: Fine, Rail Position: True

Section	Overall	1000m	800m	600m	400m	200m
Section Times	1:06.39 [7] (0:08.27)	0:58.12 [6] (0:11.35)	0:46.77 [7] (0:11.24)	0:35.53 [6] (0:11.60)	0:23.93 [6] (0:11.59)	0:12.34 [7] (0:12.34)
Average Speed [km/h]	43.5	64.0	64.1	62.3	62.3	58.4
Top Speed [km/h]	58.9	65.5	65.4	63.2	62.9	61.7
Avg. Dist. to Rail [m]	5.1	1.4	1.0	0.9	2.2	3.2
Avg. Stride Freq. [Hz]	2.2	2.4	2.4	2.4	2.4	2.3
Avg. Stride Length [m]	4.8	6.8	7.1	7.1	6.8	7.0



- [] Ranking at each section and finish
- .-.- No data available at this section
- NA No data available



Horse/Jockey Name	Rocket Power
Final Rank	8
Fastest Section Time (Section)	0:08.53 (Overall)
Top Speed [km/h] (Section)	67.4 (800m)
Race State	Finished

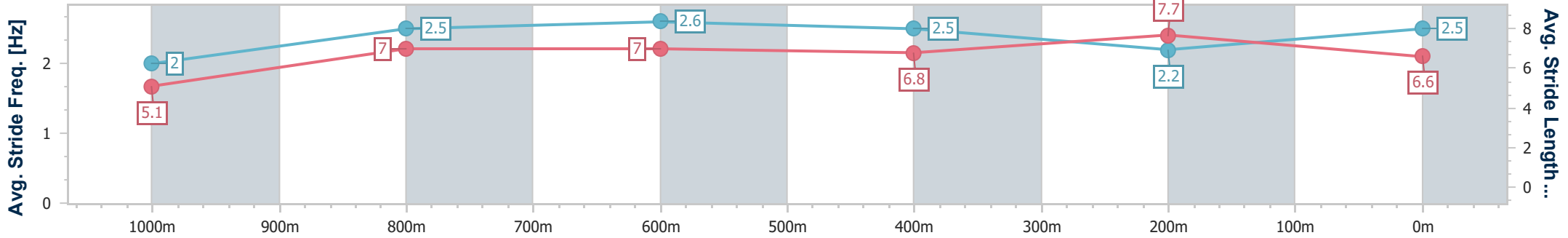
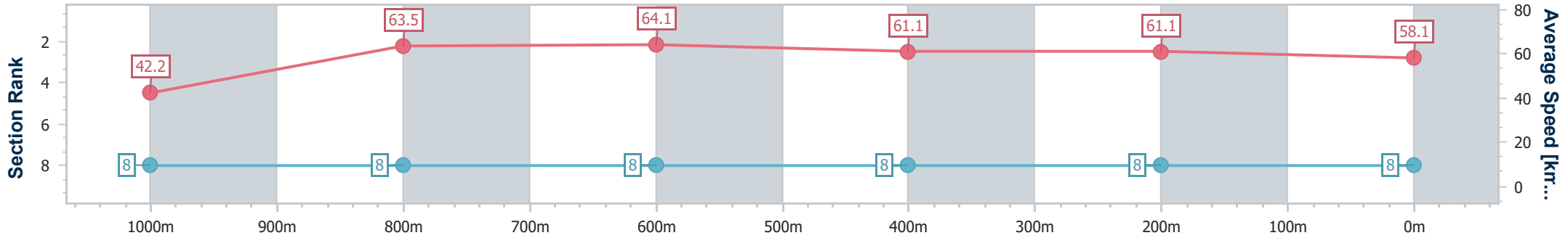


Mackay QLD Professional
Race 5: LADBROKES BET TICKER RATINGS BAND 0 - 55
Handicap - 1100m



21 February 2025 - 16:04
Track Rating: Good 4, Weather: Fine, Rail Position: True

Section	Overall	1000m	800m	600m	400m	200m
Section Times	1:07.16 [8] (0:08.53)	0:58.63 [8] (0:11.40)	0:47.23 [8] (0:11.22)	0:36.01 [8] (0:11.78)	0:24.23 [8] (0:11.83)	0:12.40 [8] (0:12.40)
Average Speed [km/h]	42.2	63.5	64.1	61.1	61.1	58.1
Top Speed [km/h]	58.7	67.1	67.4	64.4	61.9	61.5
Avg. Dist. to Rail [m]	6.6	1.1	0.7	0.3	2.2	2.2
Avg. Stride Freq. [Hz]	2.0	2.5	2.6	2.5	2.2	2.5
Avg. Stride Length [m]	5.1	7.0	7.0	6.8	7.7	6.6



- [] Ranking at each section and finish
- .-.- No data available at this section
- NA No data available



Mackay QLD Professional

Race 6: R&T PUMPS BENCHMARK 60 Handicap - 1100m

21 February 2025 - 16:42



MACKAY TURF CLUB
Ooralea Racecourse

Track Rating: Good 4, Weather: Fine, Rail Position: True

Section		Overall	1000m	800m	600m	400m	200m	Last 600m					
Field Times		1:04.24 (0:07.60)	0:56.64 (0:10.81)	0:45.83 (0:10.99)	0:34.84 (0:11.52)	0:23.32 (0:11.47)	0:11.85 (0:11.85)	0:34.84					
Rank	TAB Horse/Jockey	Barrier	Top Speed [km/h]	Fastest Section							Margin	Distance Travelled [m]	
1	8 ROTH 'N' BUBBLE Justin Stanley	3	67.2 1000m	0:08.07 Overall	1:04.24 [1] (0:08.07)	0:56.17 [7] (0:11.03)	0:45.14 [7] (0:11.09)	0:34.05 [7] (0:11.12)	0:22.93 [6] (0:11.25)	0:11.68 [3] (0:11.68)	1:04.24	0:34.05	
2	4 DAIMYO Samantha Zoljan	5	68.0 1000m	0:08.01 Overall	1:04.38 [2] (0:08.01)	0:56.37 [4] (0:11.01)	0:45.36 [4] (0:11.06)	0:34.30 [6] (0:11.16)	0:23.14 [5] (0:11.45)	0:11.69 [6] (0:11.69)	0.81L	0:34.30	+2
3	9 SENSATIONABULL Zac Sprie	4	68.0 1000m	0:07.81 Overall	1:04.50 [3] (0:07.81)	0:56.69 [2] (0:10.92)	0:45.77 [2] (0:11.11)	0:34.66 [3] (0:11.30)	0:23.36 [4] (0:11.38)	0:11.98 [2] (0:11.98)	1.5L	0:34.66	+2
4	7 LITTLE MISS BELLE Chris McIver	1	67.9 1000m	0:07.60 Overall	1:04.56 [4] (0:07.60)	0:56.96 [1] (0:10.81)	0:46.15 [1] (0:10.99)	0:35.16 [1] (0:11.52)	0:23.64 [1] (0:11.47)	0:12.17 [1] (0:12.17)	1.88L	0:35.16	-3
5	3 RUBUNKAR Adam Sewell	6	67.6 1000m	0:07.83 Overall	1:04.60 [5] (0:07.83)	0:56.77 [3] (0:10.94)	0:45.83 [3] (0:10.98)	0:34.85 [2] (0:11.35)	0:23.50 [3] (0:11.50)	0:12.00 [4] (0:12.00)	2.08L	0:34.85	+5
6	5 FLYING MAPLE Ryan Wiggins	7	69.2 800m	0:08.04 Overall	1:04.73 [6] (0:08.04)	0:56.69 [6] (0:11.03)	0:45.66 [6] (0:10.94)	0:34.72 [5] (0:11.34)	0:23.38 [7] (0:11.44)	0:11.94 [7] (0:11.94)	2.84L	0:34.72	+7
7	2 NIC ME SOME Nathan Thomas	2	67.8 800m	0:08.02 Overall	1:04.82 [7] (0:08.02)	0:56.80 [5] (0:11.01)	0:45.79 [5] (0:10.83)	0:34.96 [4] (0:11.16)	0:23.80 [2] (0:11.62)	0:12.18 [5] (0:12.18)	3.42L	0:34.96	-5

Scratched: Sundara (#1), Northumbria (#6), Imperium (#10)

[] Ranking at each section and finish
 -:-:- No data available at this section
 NA No data available

SCN Saddle cloth number
 DNF Did not finish
 DNT Did not track



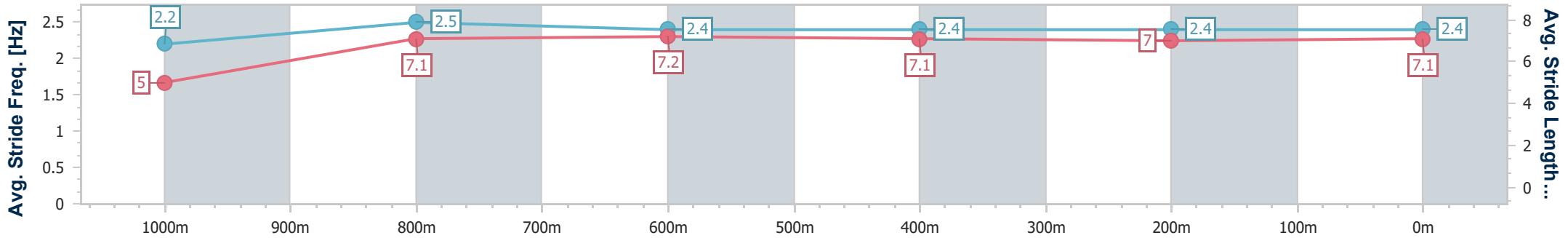
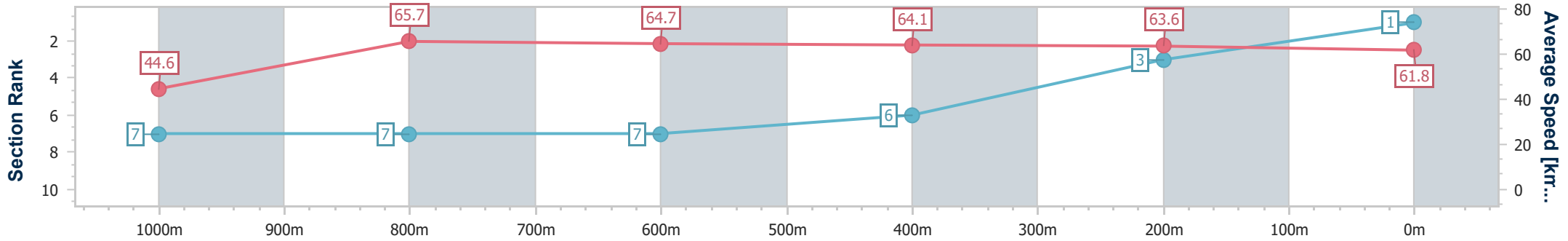
Horse/Jockey Name	Roth 'N' Bubble
Final Rank	1
Fastest Section Time (Section)	0:08.07 (Overall)
Top Speed [km/h] (Section)	67.2 (1000m)
Race State	Finished



Mackay QLD Professional
 Race 6: R&T PUMPS BENCHMARK 60 Handicap - 1100m
 21 February 2025 - 16:42
 Track Rating: Good 4, Weather: Fine, Rail Position: True



Section	Overall	1000m	800m	600m	400m	200m
Section Times	1:04.24 [1] (0:08.07)	0:56.17 [7] (0:11.03)	0:45.14 [7] (0:11.09)	0:34.05 [7] (0:11.12)	0:22.93 [6] (0:11.25)	0:11.68 [3] (0:11.68)
Average Speed [km/h]	44.6	65.7	64.7	64.1	63.6	61.8
Top Speed [km/h]	61.0	67.2	66.6	65.1	64.2	63.6
Avg. Dist. to Rail [m]	4.9	1.8	0.7	1.8	1.4	0.5
Avg. Stride Freq. [Hz]	2.2	2.5	2.4	2.4	2.4	2.4
Avg. Stride Length [m]	5.0	7.1	7.2	7.1	7.0	7.1



- [] Ranking at each section and finish
- .-.- No data available at this section
- NA No data available



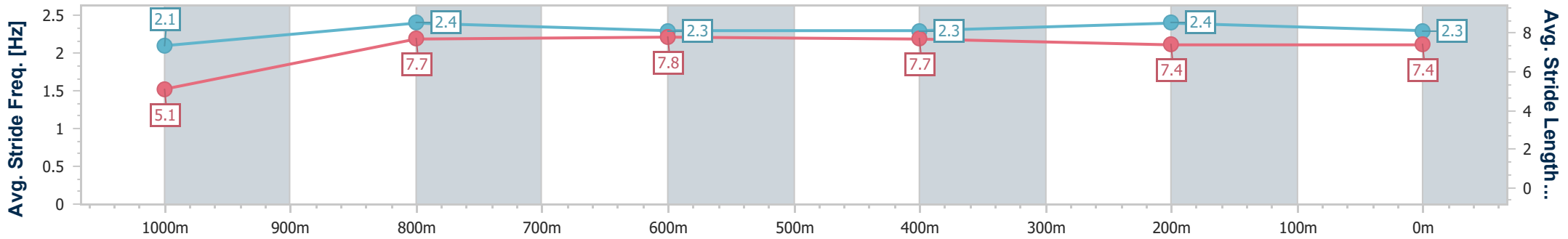
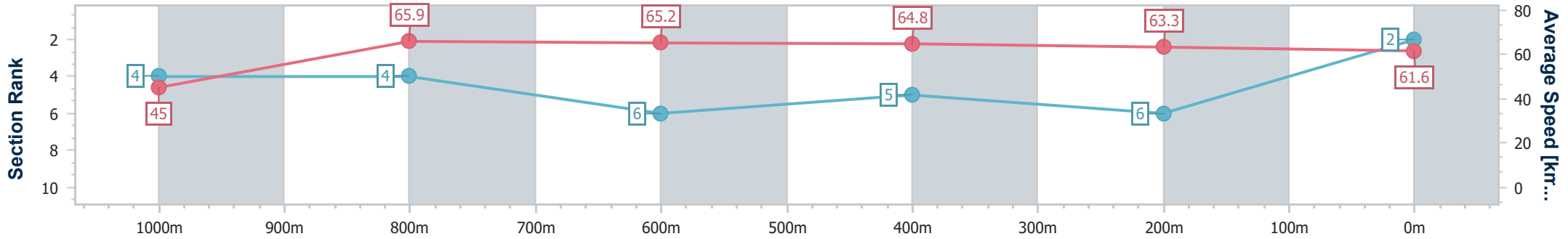
Horse/Jockey Name	Daimyo
Final Rank	2
Fastest Section Time (Section)	0:08.01 (Overall)
Top Speed [km/h] (Section)	68.0 (1000m)
Race State	Finished



Mackay QLD Professional
 Race 6: R&T PUMPS BENCHMARK 60 Handicap - 1100m
 21 February 2025 - 16:42
 Track Rating: Good 4, Weather: Fine, Rail Position: True



Section	Overall	1000m	800m	600m	400m	200m
Section Times	1:04.38 [2] (0:08.01)	0:56.37 [4] (0:11.01)	0:45.36 [4] (0:11.06)	0:34.30 [6] (0:11.16)	0:23.14 [5] (0:11.45)	0:11.69 [6]
Average Speed [km/h]	45.0	65.9	65.2	64.8	63.3	61.6
Top Speed [km/h]	62.3	68.0	66.2	65.5	65.4	65.5
Avg. Dist. to Rail [m]	6.0	2.5	0.9	0.6	4.8	6.3
Avg. Stride Freq. [Hz]	2.1	2.4	2.3	2.3	2.4	2.3
Avg. Stride Length [m]	5.1	7.7	7.8	7.7	7.4	7.4



- [] Ranking at each section and finish
- .-.- No data available at this section
- NA No data available



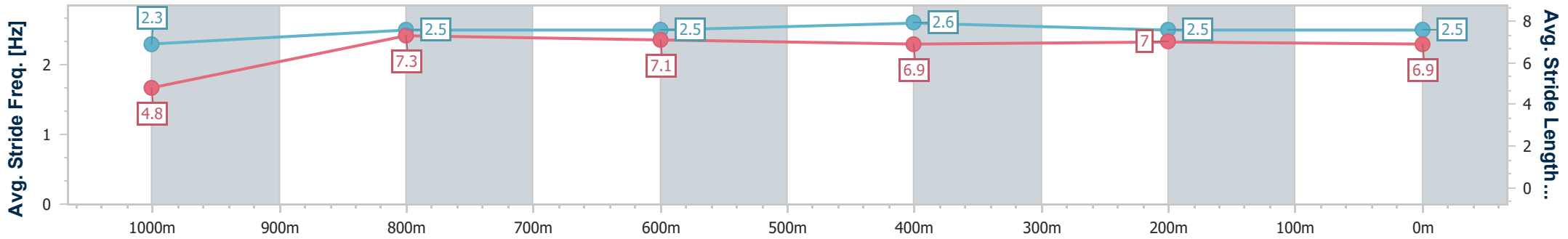
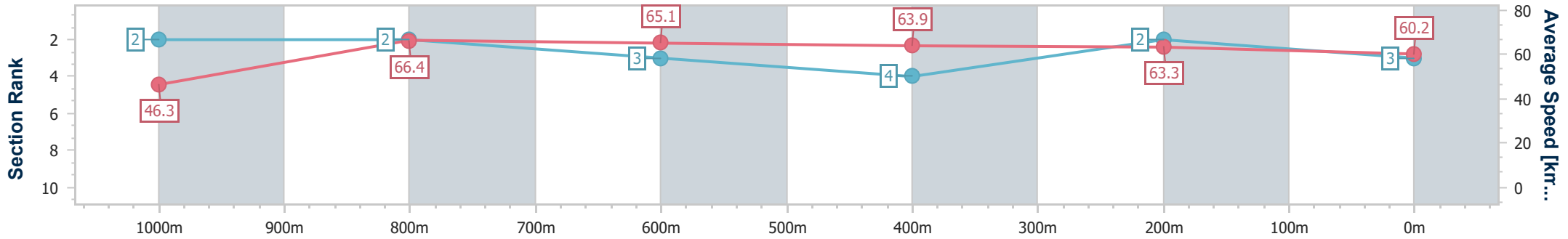
Horse/Jockey Name	Sensationabull
Final Rank	3
Fastest Section Time (Section)	0:07.81 (Overall)
Top Speed [km/h] (Section)	68.0 (1000m)
Race State	Finished



Mackay QLD Professional
 Race 6: R&T PUMPS BENCHMARK 60 Handicap - 1100m
 21 February 2025 - 16:42
 Track Rating: Good 4, Weather: Fine, Rail Position: True



Section	Overall	1000m	800m	600m	400m	200m
Section Times	1:04.50 [3] (0:07.81)	0:56.69 [2] (0:10.92)	0:45.77 [2] (0:11.11)	0:34.66 [3] (0:11.30)	0:23.36 [4] (0:11.38)	0:11.98 [2] (0:11.98)
Average Speed [km/h]	46.3	66.4	65.1	63.9	63.3	60.2
Top Speed [km/h]	63.0	68.0	66.8	65.9	64.2	63.4
Avg. Dist. to Rail [m]	5.3	2.7	1.4	0.6	2.0	2.9
Avg. Stride Freq. [Hz]	2.3	2.5	2.5	2.6	2.5	2.5
Avg. Stride Length [m]	4.8	7.3	7.1	6.9	7.0	6.9



- [] Ranking at each section and finish
- .-.- No data available at this section
- NA No data available



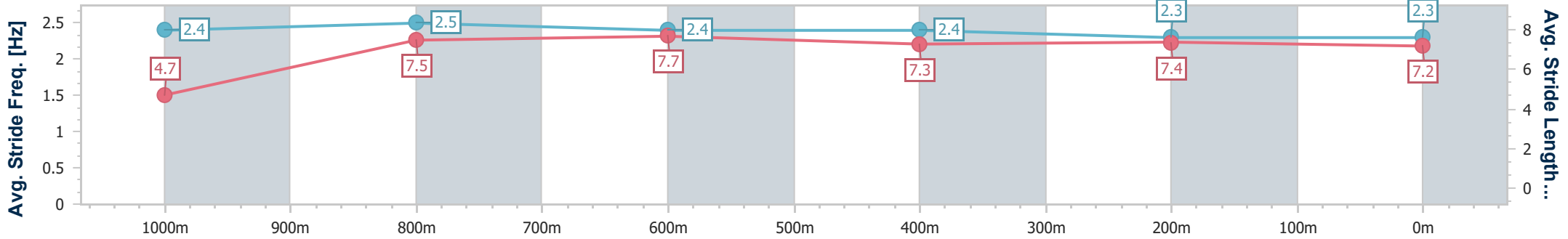
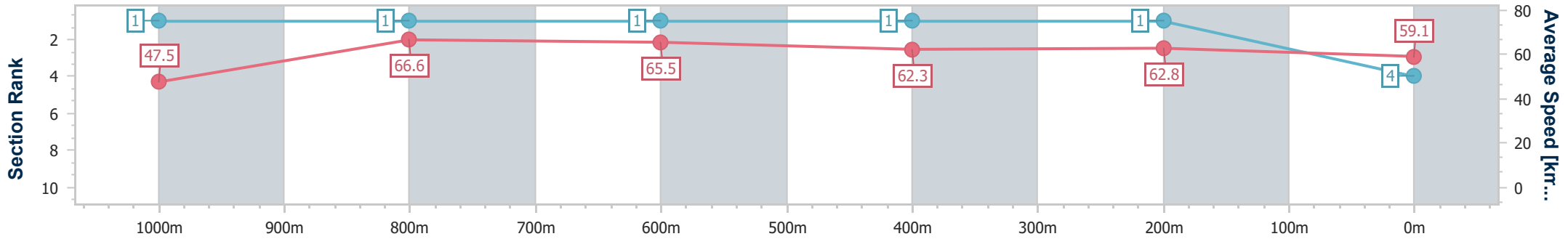
Horse/Jockey Name	Little Miss Belle
Final Rank	4
Fastest Section Time (Section)	0:07.60 (Overall)
Top Speed [km/h] (Section)	67.9 (1000m)
Race State	Finished



Mackay QLD Professional
 Race 6: R&T PUMPS BENCHMARK 60 Handicap - 1100m
 21 February 2025 - 16:42
 Track Rating: Good 4, Weather: Fine, Rail Position: True



Section	Overall	1000m	800m	600m	400m	200m
Section Times	1:04.56 [4] (0:07.60)	0:56.96 [1] (0:10.81)	0:46.15 [1] (0:10.99)	0:35.16 [1] (0:11.52)	0:23.64 [1] (0:11.47)	0:12.17 [1] (0:12.17)
Average Speed [km/h]	47.5	66.6	65.5	62.3	62.8	59.1
Top Speed [km/h]	64.4	67.9	67.7	63.6	63.7	61.8
Avg. Dist. to Rail [m]	2.0	0.8	0.6	0.3	0.5	0.3
Avg. Stride Freq. [Hz]	2.4	2.5	2.4	2.4	2.3	2.3
Avg. Stride Length [m]	4.7	7.5	7.7	7.3	7.4	7.2



- [] Ranking at each section and finish
- .-.- No data available at this section
- NA No data available



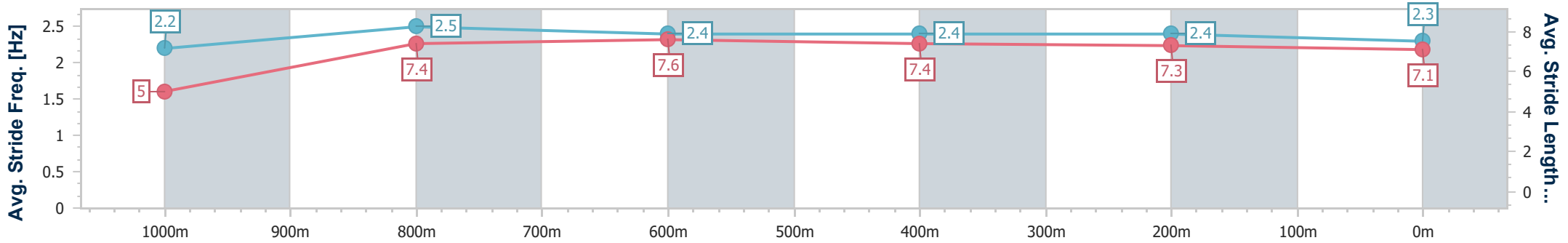
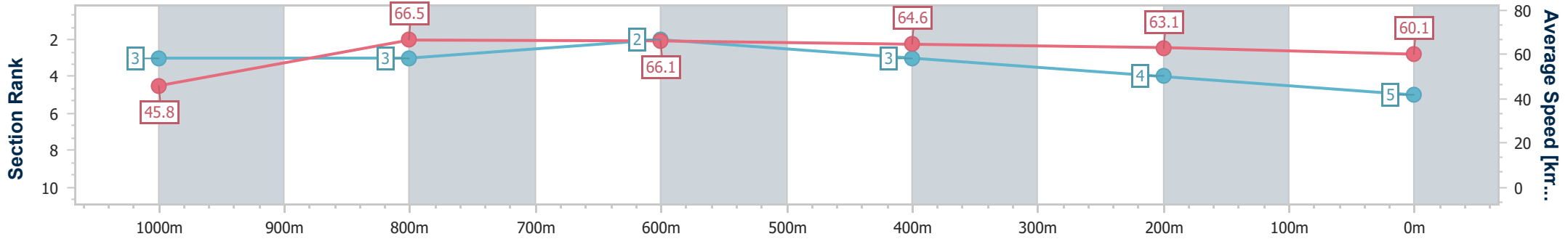
Horse/Jockey Name	Rubunkar
Final Rank	5
Fastest Section Time (Section)	0:07.83 (Overall)
Top Speed [km/h] (Section)	67.6 (1000m)
Race State	Finished



Mackay QLD Professional
 Race 6: R&T PUMPS BENCHMARK 60 Handicap - 1100m
 21 February 2025 - 16:42
 Track Rating: Good 4, Weather: Fine, Rail Position: True



Section	Overall	1000m	800m	600m	400m	200m
Section Times	1:04.60 [5] (0:07.83)	0:56.77 [3] (0:10.94)	0:45.83 [3] (0:10.98)	0:34.85 [2] (0:11.35)	0:23.50 [3] (0:11.50)	0:12.00 [4]
Average Speed [km/h]	45.8	66.5	66.1	64.6	63.1	60.1
Top Speed [km/h]	64.0	67.6	67.3	65.9	64.2	63.7
Avg. Dist. to Rail [m]	6.6	3.4	1.8	2.6	3.8	4.7
Avg. Stride Freq. [Hz]	2.2	2.5	2.4	2.4	2.4	2.3
Avg. Stride Length [m]	5.0	7.4	7.6	7.4	7.3	7.1



- [] Ranking at each section and finish
- .-.- No data available at this section
- NA No data available



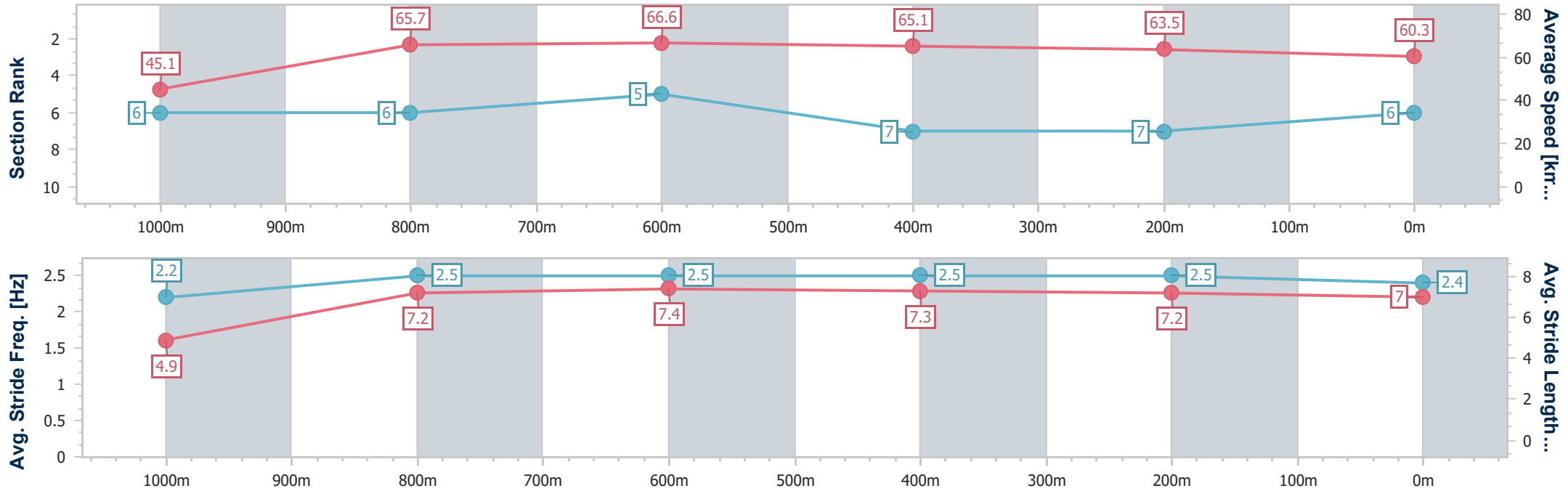
Horse/Jockey Name	Flying Maple
Final Rank	6
Fastest Section Time (Section)	0:08.04 (Overall)
Top Speed [km/h] (Section)	69.2 (800m)
Race State	Finished



Mackay QLD Professional
 Race 6: R&T PUMPS BENCHMARK 60 Handicap - 1100m
 21 February 2025 - 16:42
 Track Rating: Good 4, Weather: Fine, Rail Position: True



Section	Overall	1000m	800m	600m	400m	200m
Section Times	1:04.73 [6] (0:08.04)	0:56.69 [6] (0:11.03)	0:45.66 [6] (0:10.94)	0:34.72 [5] (0:11.34)	0:23.38 [7] (0:11.44)	0:11.94 [7] (0:11.94)
Average Speed [km/h]	45.1	65.7	66.6	65.1	63.5	60.3
Top Speed [km/h]	60.8	69.0	69.2	65.9	64.4	64.0
Avg. Dist. to Rail [m]	8.1	3.6	3.2	3.3	4.9	6.2
Avg. Stride Freq. [Hz]	2.2	2.5	2.5	2.5	2.5	2.4
Avg. Stride Length [m]	4.9	7.2	7.4	7.3	7.2	7.0



- [] Ranking at each section and finish
- .-.- No data available at this section
- NA No data available



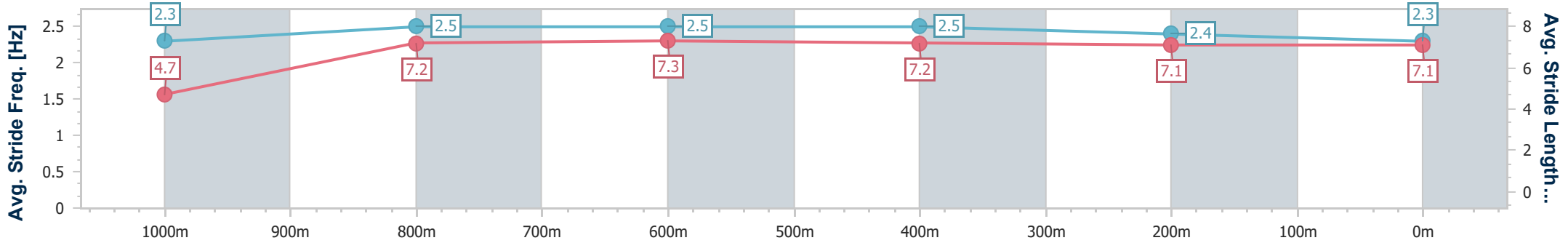
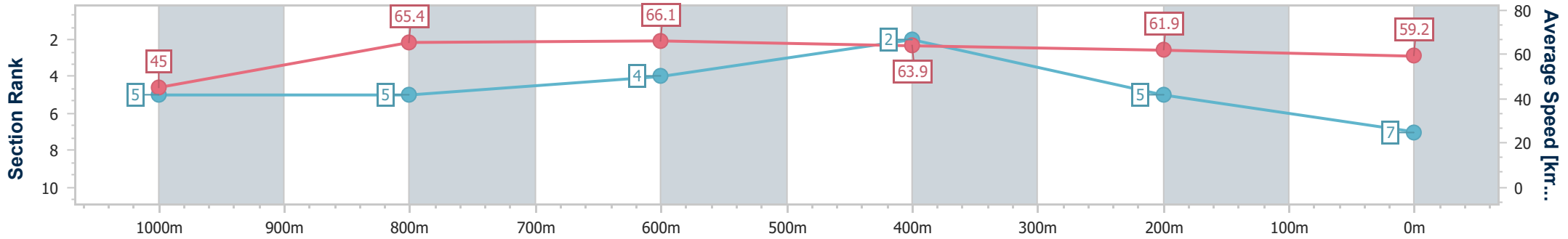
Horse/Jockey Name	Nic Me Some
Final Rank	7
Fastest Section Time (Section)	0:08.02 (Overall)
Top Speed [km/h] (Section)	67.8 (800m)
Race State	Finished



Mackay QLD Professional
 Race 6: R&T PUMPS BENCHMARK 60 Handicap - 1100m
 21 February 2025 - 16:42
 Track Rating: Good 4, Weather: Fine, Rail Position: True



Section	Overall	1000m	800m	600m	400m	200m
Section Times	1:04.82 [7] (0:08.02)	0:56.80 [5] (0:11.01)	0:45.79 [5] (0:10.83)	0:34.96 [4] (0:11.16)	0:23.80 [2] (0:11.62)	0:12.18 [5] (0:12.18)
Average Speed [km/h]	45.0	65.4	66.1	63.9	61.9	59.2
Top Speed [km/h]	61.0	67.3	67.8	65.8	63.6	61.7
Avg. Dist. to Rail [m]	3.6	1.1	0.9	1.4	0.9	1.8
Avg. Stride Freq. [Hz]	2.3	2.5	2.5	2.5	2.4	2.3
Avg. Stride Length [m]	4.7	7.2	7.3	7.2	7.1	7.1



- [] Ranking at each section and finish
- .-.- No data available at this section
- NA No data available



Mackay QLD Professional
Race 7: BOOK FUNCTIONS IN EVENT CENTRE BENCHMARK 65
Handicap - 1300m
21 February 2025 - 17:20



Track Rating: Good 4, Weather: Fine, Rail Position: True

Section		Overall	1200m	1000m	800m	600m	400m	Last 600m				
Field Times		1:16.72 (0:07.71)	1:09.01 (0:11.18)	0:57.83 (0:10.79)	0:47.04 (0:11.36)	0:35.68 (0:11.70)	0:23.98 (0:11.71)	0:35.68				
Rank	TAB Horse/Jockey	Barrier	Top Speed [km/h]	Fastest Section	Distance Travelled [m]							
1	6 FORTRESS AUSTRALIA Ashley Butler	4	67.1 1200m	0:07.74 Overall	1:16.72 [1] (0:07.74)	1:08.98 [2] (0:11.25)	0:57.73 [3] (0:11.12)	0:46.61 [3] (0:11.33)	0:35.28 [4] (0:11.59)	0:23.69 [4] (0:11.42)	0:35.28	
2	7 CAVENTE Justin Stanley	2	66.8 1000m	0:07.92 Overall	1:16.92 [2] (0:07.92)	1:09.00 [4] (0:11.30)	0:57.70 [4] (0:10.94)	0:46.76 [4] (0:11.24)	0:35.52 [3] (0:11.63)	0:23.89 [3] (0:11.60)	0:35.52 -4	
3	4 SRINI Sean Cormack	6	67.3 1000m	0:08.19 Overall	1:16.93 [3] (0:08.19)	1:08.74 [6] (0:11.43)	0:57.31 [7] (0:10.87)	0:46.44 [6] (0:11.23)	0:35.21 [6] (0:11.63)	0:23.58 [6] (0:11.48)	0:35.21 +2	
4	8 AIDENABET Zac Sprie	3	67.5 1000m	0:08.18 Overall	1:17.16 [4] (0:08.18)	1:08.98 [5] (0:11.23)	0:57.75 [5] (0:10.98)	0:46.77 [5] (0:11.25)	0:35.52 [5] (0:11.59)	0:23.93 [5] (0:11.62)	0:35.52 +3	
5	3 UNDER THE LIMIT Paul Hamblin	1	67.6 1000m	0:07.71 Overall	1:17.48 [5] (0:07.71)	1:09.77 [1] (0:11.20)	0:58.57 [2] (0:10.97)	0:47.60 [2] (0:11.38)	0:36.22 [2] (0:11.67)	0:24.55 [2] (0:11.73)	0:36.22 +0	
6	1 BRAD Erin Molloy	8	68.7 1200m	0:07.79 Overall	1:17.88 [6] (0:07.79)	1:10.09 [3] (0:11.10)	0:58.99 [1] (0:10.79)	0:48.20 [1] (0:11.36)	0:36.84 [1] (0:11.70)	0:25.14 [1] (0:11.93)	0:36.84 +1	
7	9 SECRET ENCRYPTION Adam Sewell	7	66.3 1000m	0:08.38 Overall	1:19.79 [7] (0:08.38)	1:11.41 [7] (0:11.21)	1:00.20 [6] (0:11.10)	0:49.10 [7] (0:11.45)	0:37.65 [7] (0:11.66)	0:25.99 [7] (0:12.30)	0:37.65 -4	

Scratched: Sundara (#5), Johnny Dash (#2)

[] Ranking at each section and finish
 -:-:- No data available at this section
 NA No data available

SCN Saddle cloth number
 DNF Did not finish
 DNT Did not track

Track Rating: Good 4, Weather: Fine, Rail Position: True

Section				200m				Last 600m	
Field Times				0:12.27 (0:12.27)				0:35.68	
Rank	TAB	Horse/Jockey	Barrier	Top Speed [km/h]	Fastest Section	Margin			Distance Travelled [m]
1	6	FORTRESS AUSTRALIA Ashley Butler	4	67.1 1200m	0:07.74 Overall	0:12.27 [1] (0:12.27)	1:16.72		0:35.28
2	7	CAVENTE Justin Stanley	2	66.8 1000m	0:07.92 Overall	0:12.29 [2] (0:12.29)	1.16L		0:35.52 -4
3	4	SRINI Sean Cormack	6	67.3 1000m	0:08.19 Overall	0:12.10 [5] (0:12.10)	1.2L		0:35.21 +2
4	8	AIDENABET Zac Sprie	3	67.5 1000m	0:08.18 Overall	0:12.31 [6] (0:12.31)	2.55L		0:35.52 +3
5	3	UNDER THE LIMIT Paul Hamblin	1	67.6 1000m	0:07.71 Overall	0:12.82 [3] (0:12.82)	4.46L		0:36.22 +0
6	1	BRAD Erin Molloy	8	68.7 1200m	0:07.79 Overall	0:13.21 [4] (0:13.21)	6.79L		0:36.84 +1
7	9	SECRET ENCRYPTION Adam Sewell	7	66.3 1000m	0:08.38 Overall	0:13.69 [7] (0:13.69)	18.07L		0:37.65 -4

Scratched: Sundara (#5), Johnny Dash (#2)



Horse/Jockey Name	Fortress Australia
Final Rank	1
Fastest Section Time (Section)	0:07.74 (Overall)
Top Speed [km/h] (Section)	67.1 (1200m)
Race State	Finished

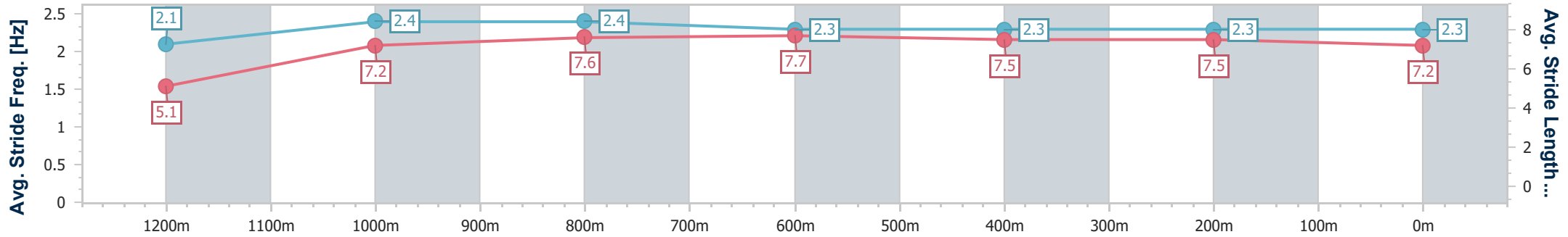
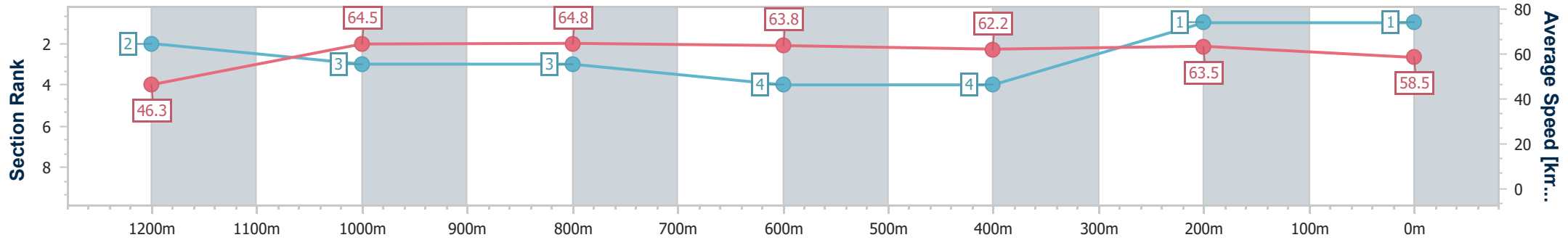


Mackay QLD Professional
 Race 7: BOOK FUNCTIONS IN EVENT CENTRE BENCHMARK
 65 Handicap - 1300m
 21 February 2025 - 17:20



Track Rating: Good 4, Weather: Fine, Rail Position: True

Section	Overall	1200m	1000m	800m	600m	400m	200m
Section Times	1:16.72 [1] (0:07.74)	1:08.98 [2] (0:11.25)	0:57.73 [3] (0:11.12)	0:46.61 [3] (0:11.33)	0:35.28 [4] (0:11.59)	0:23.69 [4] (0:11.42)	0:12.27 [1] (0:12.27)
Average Speed [km/h]	46.3	64.5	64.8	63.8	62.2	63.5	58.5
Top Speed [km/h]	61.4	67.1	66.4	66.3	64.5	64.8	61.8
Avg. Dist. to Rail [m]	6.6	2.0	0.8	1.1	0.9	2.0	2.8
Avg. Stride Freq. [Hz]	2.1	2.4	2.4	2.3	2.3	2.3	2.3
Avg. Stride Length [m]	5.1	7.2	7.6	7.7	7.5	7.5	7.2



- [] Ranking at each section and finish
- .-.- No data available at this section
- NA No data available



Horse/Jockey Name	Cavente
Final Rank	2
Fastest Section Time (Section)	0:07.92 (Overall)
Top Speed [km/h] (Section)	66.8 (1000m)
Race State	Finished

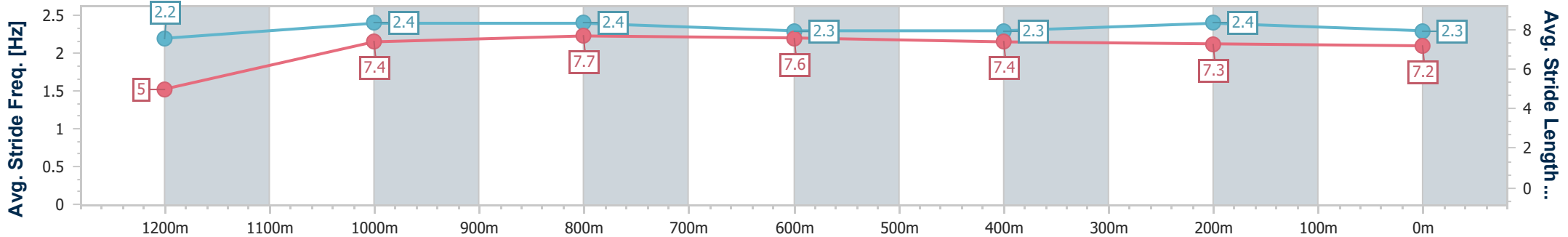
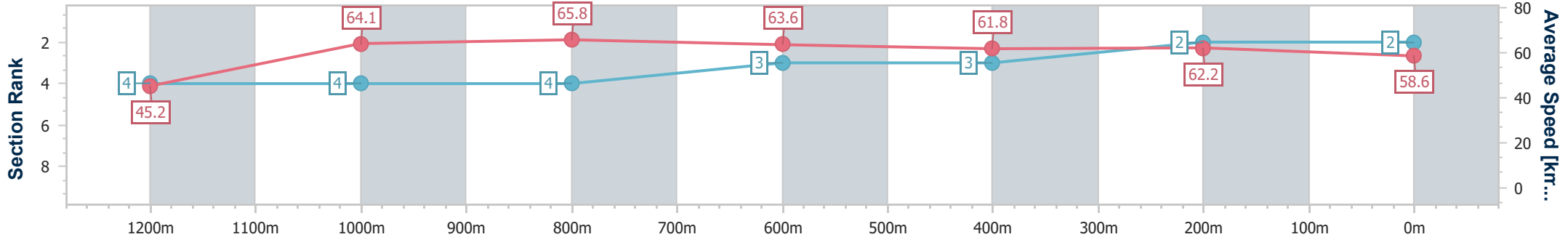


Mackay QLD Professional
 Race 7: BOOK FUNCTIONS IN EVENT CENTRE BENCHMARK
 65 Handicap - 1300m
 21 February 2025 - 17:20



Track Rating: Good 4, Weather: Fine, Rail Position: True

Section	Overall	1200m	1000m	800m	600m	400m	200m
Section Times	1:16.92 [2] (0:07.92)	1:09.00 [4] (0:11.30)	0:57.70 [4] (0:10.94)	0:46.76 [4] (0:11.24)	0:35.52 [3] (0:11.63)	0:23.89 [3] (0:11.60)	0:12.29 [2] (0:12.29)
Average Speed [km/h]	45.2	64.1	65.8	63.6	61.8	62.2	58.6
Top Speed [km/h]	62.4	65.1	66.8	66.2	63.3	63.5	61.2
Avg. Dist. to Rail [m]	5.2	1.6	0.8	1.2	1.1	1.0	1.3
Avg. Stride Freq. [Hz]	2.2	2.4	2.4	2.3	2.3	2.4	2.3
Avg. Stride Length [m]	5.0	7.4	7.7	7.6	7.4	7.3	7.2



- [] Ranking at each section and finish
- .-.- No data available at this section
- NA No data available



Horse/Jockey Name	Srini
Final Rank	3
Fastest Section Time (Section)	0:08.19 (Overall)
Top Speed [km/h] (Section)	67.3 (1000m)
Race State	Finished

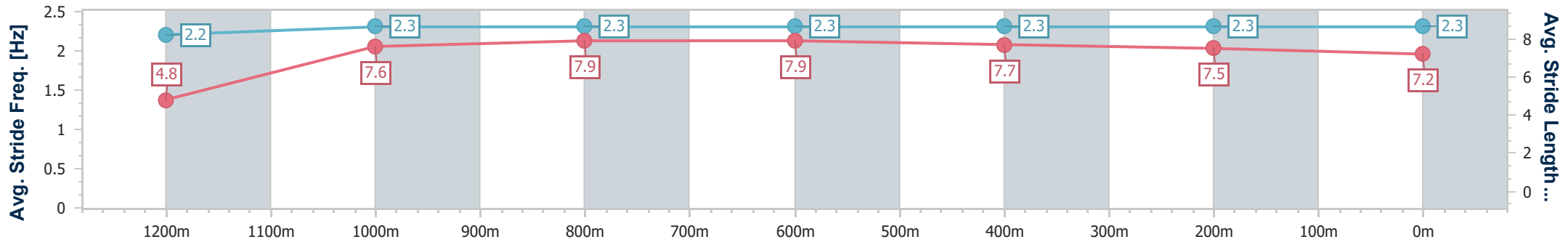
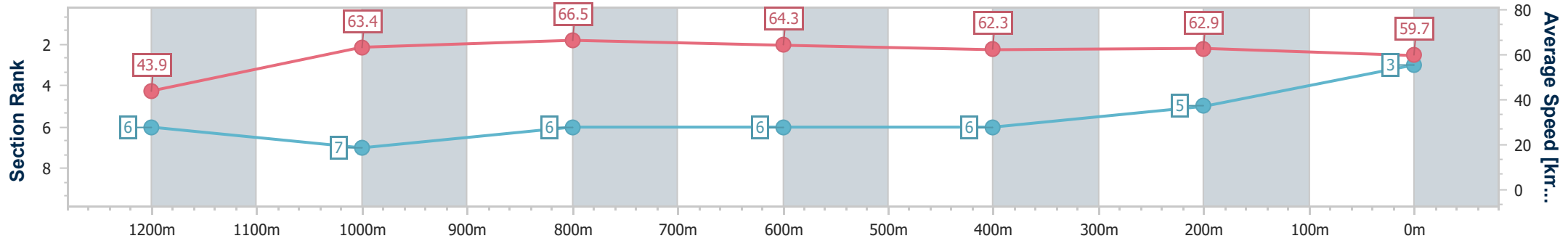


Mackay QLD Professional
 Race 7: BOOK FUNCTIONS IN EVENT CENTRE BENCHMARK
 65 Handicap - 1300m
 21 February 2025 - 17:20



Track Rating: Good 4, Weather: Fine, Rail Position: True

Section	Overall	1200m	1000m	800m	600m	400m	200m
Section Times	1:16.93 [3] (0:08.19)	1:08.74 [6] (0:11.43)	0:57.31 [7] (0:10.87)	0:46.44 [6] (0:11.23)	0:35.21 [6] (0:11.63)	0:23.58 [6] (0:11.48)	0:12.10 [5] (0:12.10)
Average Speed [km/h]	43.9	63.4	66.5	64.3	62.3	62.9	59.7
Top Speed [km/h]	58.3	66.4	67.3	66.3	63.1	63.7	62.0
Avg. Dist. to Rail [m]	8.0	3.0	1.7	1.3	1.1	2.7	4.9
Avg. Stride Freq. [Hz]	2.2	2.3	2.3	2.3	2.3	2.3	2.3
Avg. Stride Length [m]	4.8	7.6	7.9	7.9	7.7	7.5	7.2



- [] Ranking at each section and finish
- .-.- No data available at this section
- NA No data available



Horse/Jockey Name	Aidenabet
Final Rank	4
Fastest Section Time (Section)	0:08.18 (Overall)
Top Speed [km/h] (Section)	67.5 (1000m)
Race State	Finished

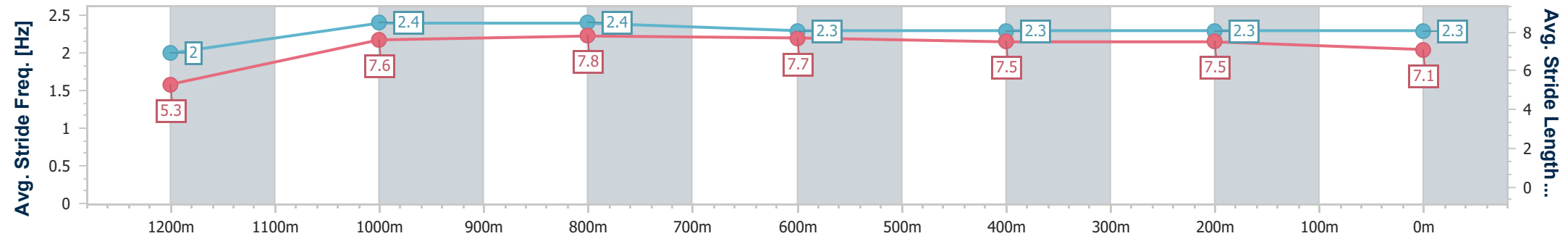
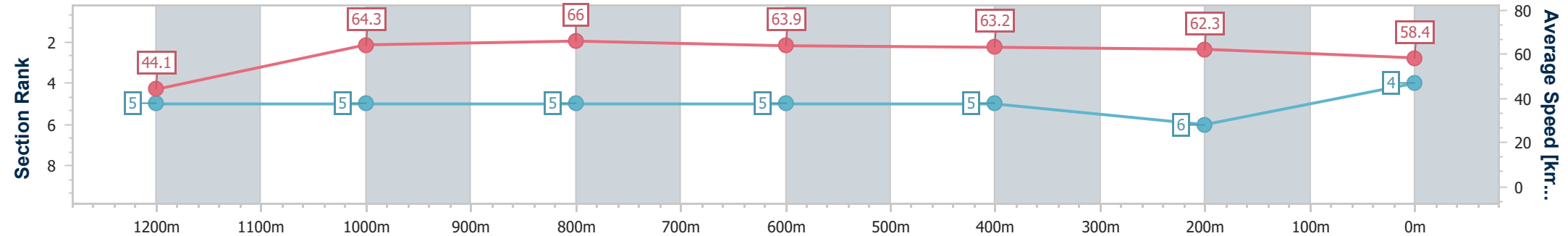


Mackay QLD Professional
 Race 7: BOOK FUNCTIONS IN EVENT CENTRE BENCHMARK
 65 Handicap - 1300m
 21 February 2025 - 17:20



Track Rating: Good 4, Weather: Fine, Rail Position: True

Section	Overall	1200m	1000m	800m	600m	400m	200m
Section Times	1:17.16 [4] (0:08.18)	1:08.98 [5] (0:11.23)	0:57.75 [5] (0:10.98)	0:46.77 [5] (0:11.25)	0:35.52 [5] (0:11.59)	0:23.93 [5] (0:11.62)	0:12.31 [6]
Average Speed [km/h]	44.1	64.3	66.0	63.9	63.2	62.3	58.4
Top Speed [km/h]	61.3	66.1	67.5	66.1	64.2	63.7	61.6
Avg. Dist. to Rail [m]	6.5	2.8	2.0	0.9	1.8	3.4	6.7
Avg. Stride Freq. [Hz]	2.0	2.4	2.4	2.3	2.3	2.3	2.3
Avg. Stride Length [m]	5.3	7.6	7.8	7.7	7.5	7.5	7.1



- [] Ranking at each section and finish
- .-.- No data available at this section
- NA No data available



Horse/Jockey Name	Under The Limit
Final Rank	5
Fastest Section Time (Section)	0:07.71 (Overall)
Top Speed [km/h] (Section)	67.6 (1000m)
Race State	Finished

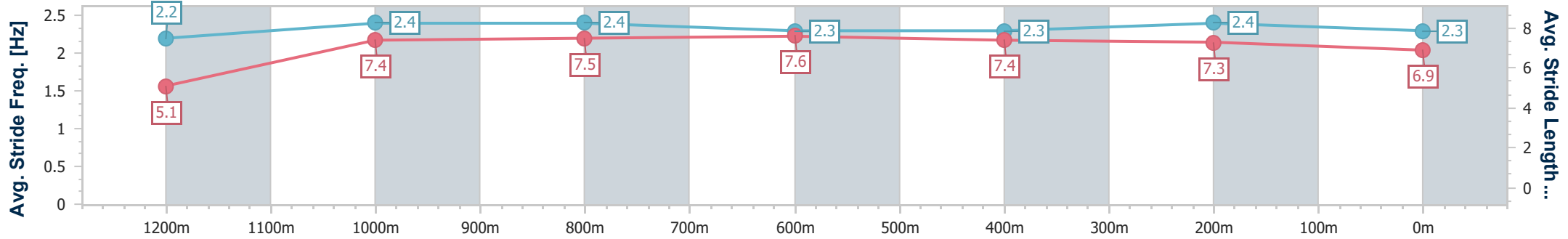
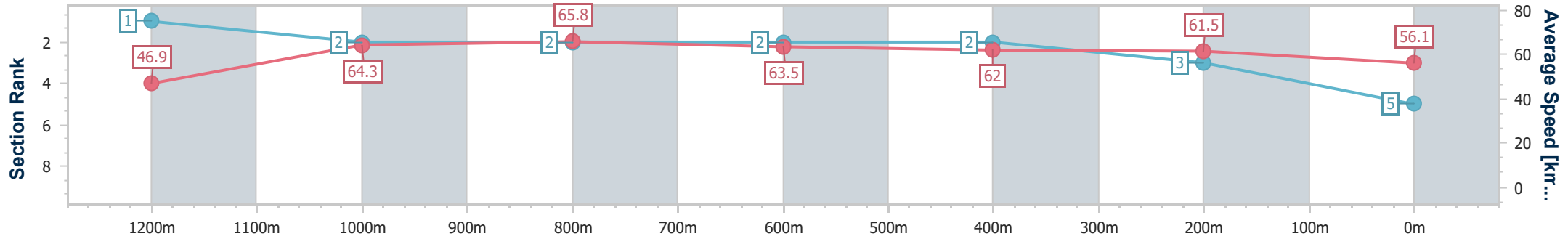


Mackay QLD Professional
 Race 7: BOOK FUNCTIONS IN EVENT CENTRE BENCHMARK
 65 Handicap - 1300m
 21 February 2025 - 17:20



Track Rating: Good 4, Weather: Fine, Rail Position: True

Section	Overall	1200m	1000m	800m	600m	400m	200m
Section Times	1:17.48 [5] (0:07.71)	1:09.77 [1] (0:11.20)	0:58.57 [2] (0:10.97)	0:47.60 [2] (0:11.38)	0:36.22 [2] (0:11.67)	0:24.55 [2] (0:11.73)	0:12.82 [3] (0:12.82)
Average Speed [km/h]	46.9	64.3	65.8	63.5	62.0	61.5	56.1
Top Speed [km/h]	62.1	67.2	67.6	66.0	63.2	63.1	60.1
Avg. Dist. to Rail [m]	5.2	1.9	1.2	1.5	0.7	2.2	3.2
Avg. Stride Freq. [Hz]	2.2	2.4	2.4	2.3	2.3	2.4	2.3
Avg. Stride Length [m]	5.1	7.4	7.5	7.6	7.4	7.3	6.9



- [] Ranking at each section and finish
- .-.- No data available at this section
- NA No data available



Horse/Jockey Name	Brad
Final Rank	6
Fastest Section Time (Section)	0:07.79 (Overall)
Top Speed [km/h] (Section)	68.7 (1200m)
Race State	Finished

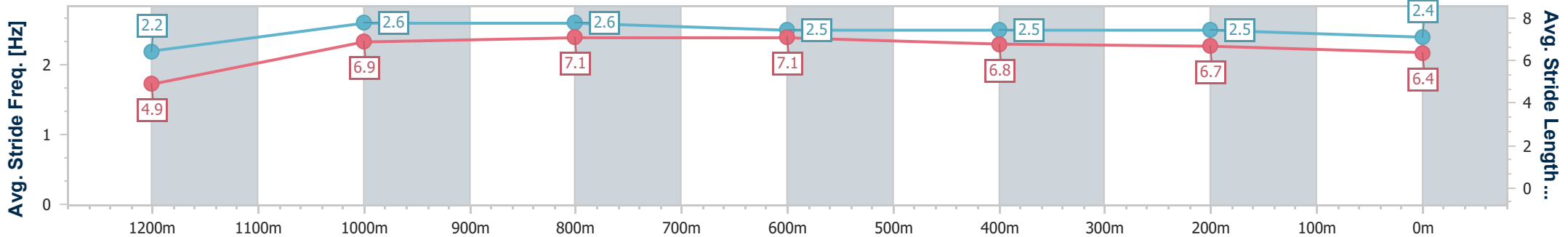
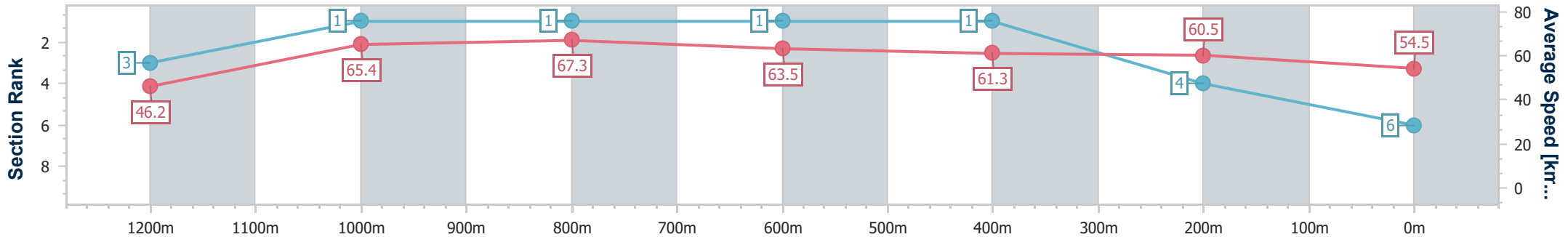


Mackay QLD Professional
 Race 7: BOOK FUNCTIONS IN EVENT CENTRE BENCHMARK
 65 Handicap - 1300m
 21 February 2025 - 17:20



Track Rating: Good 4, Weather: Fine, Rail Position: True

Section	Overall	1200m	1000m	800m	600m	400m	200m
Section Times	1:17.88 [6] (0:07.79)	1:10.09 [3] (0:11.10)	0:58.99 [1] (0:10.79)	0:48.20 [1] (0:11.36)	0:36.84 [1] (0:11.70)	0:25.14 [1] (0:11.93)	0:13.21 [4] (0:13.21)
Average Speed [km/h]	46.2	65.4	67.3	63.5	61.3	60.5	54.5
Top Speed [km/h]	61.0	68.7	68.5	65.1	62.7	61.3	58.8
Avg. Dist. to Rail [m]	8.9	4.0	3.1	0.8	0.5	1.4	1.9
Avg. Stride Freq. [Hz]	2.2	2.6	2.6	2.5	2.5	2.5	2.4
Avg. Stride Length [m]	4.9	6.9	7.1	7.1	6.8	6.7	6.4



- [] Ranking at each section and finish
- .-.- No data available at this section
- NA No data available



Horse/Jockey Name	Secret Encryption
Final Rank	7
Fastest Section Time (Section)	0:08.38 (Overall)
Top Speed [km/h] (Section)	66.3 (1000m)
Race State	Finished

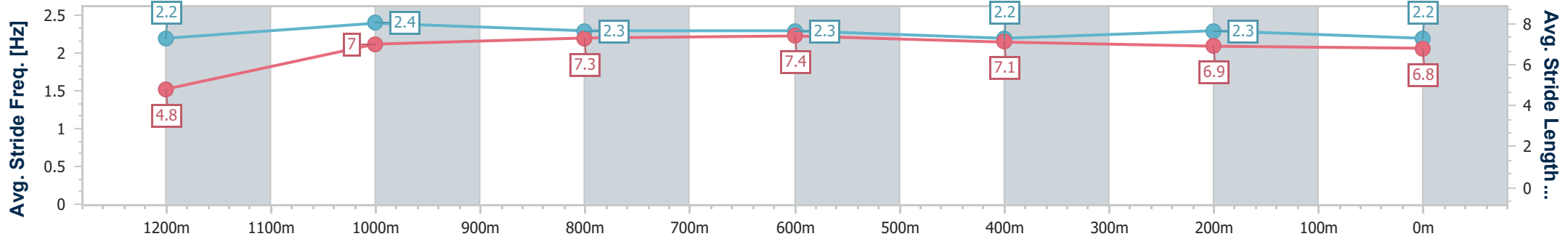
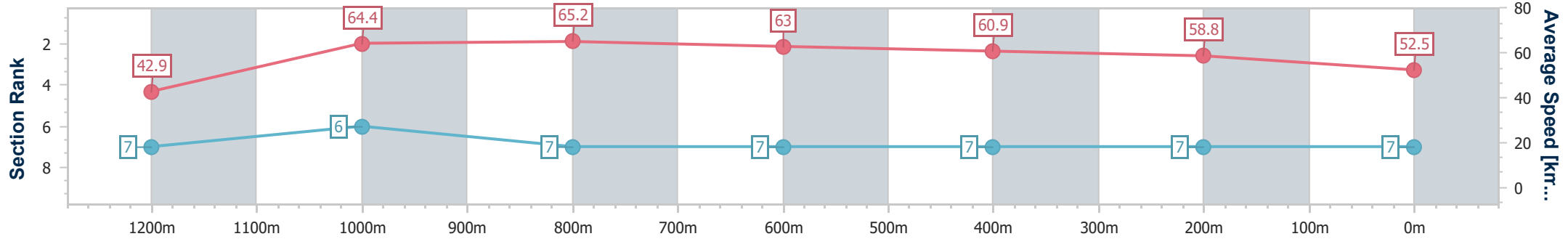


Mackay QLD Professional
 Race 7: BOOK FUNCTIONS IN EVENT CENTRE BENCHMARK
 65 Handicap - 1300m
 21 February 2025 - 17:20



Track Rating: Good 4, Weather: Fine, Rail Position: True

Section	Overall	1200m	1000m	800m	600m	400m	200m
Section Times	1:19.79 [7] (0:08.38)	1:11.41 [7] (0:11.21)	1:00.20 [6] (0:11.10)	0:49.10 [7] (0:11.45)	0:37.65 [7] (0:11.66)	0:25.99 [7] (0:12.30)	0:13.69 [7] (0:13.69)
Average Speed [km/h]	42.9	64.4	65.2	63.0	60.9	58.8	52.5
Top Speed [km/h]	61.7	65.6	66.3	64.3	61.7	60.8	55.9
Avg. Dist. to Rail [m]	8.1	2.0	1.7	0.9	1.7	3.1	6.6
Avg. Stride Freq. [Hz]	2.2	2.4	2.3	2.3	2.2	2.3	2.2
Avg. Stride Length [m]	4.8	7.0	7.3	7.4	7.1	6.9	6.8



- [] Ranking at each section and finish
- .-.- No data available at this section
- NA No data available



Mackay QLD Professional
Race 8: RACING AGAIN MONDAY 10TH MARCH BENCHMARK 55
Handicap - 1560m
21 February 2025 - 17:50



MACKAY TURF CLUB
 Ooralea Racecourse

Track Rating: Good 4, Weather: Fine, Rail Position: True

Section		Overall	1400m	1200m	1000m	800m	600m	400m	Last 600m				
Field Times		1:35.24 (0:11.31)	1:23.93 (0:11.81)	1:12.12 (0:11.69)	1:00.43 (0:11.88)	0:48.55 (0:12.03)	0:36.52 (0:11.95)	0:24.57 (0:12.11)	0:36.52				
Rank	TAB Horse/Jockey	Barrier	Top Speed [km/h]	Fastest Section	Distance Travelled [m]								
1	2 DIASONIC Adam Sewell	2	63.1 1400m	0:11.68 Overall	1:35.24 [1] (0:11.68)	1:23.56 [4] (0:11.76)	1:11.80 [2] (0:11.82)	0:59.98 [3] (0:11.83)	0:48.15 [4] (0:11.90)	0:36.25 [4] (0:11.92)	0:24.33 [3] (0:11.87)	0:36.25	
2	8 NINE CARATS Sean Cormack	5	63.1 1400m	0:11.75 1400m	1:35.51 [2] (0:11.90)	1:23.61 [7] (0:11.75)	1:11.86 [6] (0:11.84)	1:00.02 [6] (0:11.82)	0:48.20 [6] (0:11.88)	0:36.32 [7] (0:12.01)	0:24.31 [7] (0:11.81)	0:36.32	+1
3	3 ORCA Nathan Thomas	4	64.4 1400m	0:11.66 Overall	1:35.68 [3] (0:11.66)	1:24.02 [3] (0:11.79)	1:12.23 [3] (0:11.74)	1:00.49 [2] (0:11.79)	0:48.70 [2] (0:11.74)	0:36.96 [1] (0:11.95)	0:25.01 [1] (0:12.15)	0:36.96	+5
4	1 ALL POWERED UP Paul Hamblin	7	62.8 1400m	0:11.75 Overall	1:36.13 [4] (0:11.75)	1:24.38 [6] (0:11.92)	1:12.46 [7] (0:11.91)	1:00.55 [7] (0:11.78)	0:48.77 [7] (0:11.81)	0:36.96 [6] (0:11.99)	0:24.97 [6] (0:12.19)	0:36.96	+6
5	6 EYES ARE LION Zac Sprie	1	62.9 1400m	0:11.64 Overall	1:36.18 [5] (0:11.64)	1:24.54 [2] (0:11.82)	1:12.72 [4] (0:11.85)	1:00.87 [4] (0:11.75)	0:49.12 [3] (0:11.90)	0:37.22 [3] (0:12.08)	0:25.14 [4] (0:12.16)	0:37.22	-4
6	7 DIVINE HUNTER Erin Molloy	8	64.6 1400m	0:11.71 Overall	1:36.36 [6] (0:11.71)	1:24.65 [5] (0:11.77)	1:12.88 [5] (0:11.91)	1:00.97 [5] (0:11.83)	0:49.14 [5] (0:11.82)	0:37.32 [5] (0:12.05)	0:25.27 [5] (0:12.24)	0:37.32	+7
7	5 LORD DANILO Justin Stanley	3	63.8 Overall	0:11.31 Overall	1:37.49 [7] (0:11.31)	1:26.18 [1] (0:11.81)	1:14.37 [1] (0:11.69)	1:02.68 [1] (0:11.88)	0:50.80 [1] (0:12.05)	0:38.75 [2] (0:12.02)	0:26.73 [2] (0:12.38)	0:38.75	-5

Scratched: Mr Grey (#4)

[] Ranking at each section and finish
 -:-:- No data available at this section
 NA No data available

SCN Saddle cloth number
 DNF Did not finish
 DNT Did not track



Mackay QLD Professional
Race 8: RACING AGAIN MONDAY 10TH MARCH BENCHMARK 55
Handicap - 1560m
21 February 2025 - 17:50



MACKAY TURF CLUB
 Ooralea Racecourse

Track Rating: Good 4, Weather: Fine, Rail Position: True

Section				200m				Last 600m	
Field Times				0:12.46				0:36.52	
				(0:12.46)					
Rank	TAB	Horse/Jockey	Barrier	Top Speed [km/h]	Fastest Section	Margin			Distance Travelled [m]
1	2	DIASONIC	2	63.1	0:11.68	0:12.46 [1]	1:35.24		0:36.25
		Adam Sewell		1400m	Overall	(0:12.46)			
2	8	NINE CARATS	5	63.1	0:11.75	0:12.50 [3]	1.54L		0:36.32 +1
		Sean Cormack		1400m	1400m	(0:12.50)			
3	3	ORCA	4	64.4	0:11.66	0:12.86 [2]	2.58L		0:36.96 +5
		Nathan Thomas		1400m	Overall	(0:12.86)			
4	1	ALL POWERED UP	7	62.8	0:11.75	0:12.78 [7]	5.2L		0:36.96 +6
		Paul Hamblin		1400m	Overall	(0:12.78)			
5	6	EYES ARE LION	1	62.9	0:11.64	0:12.98 [5]	5.49L		0:37.22 -4
		Zac Sprie		1400m	Overall	(0:12.98)			
6	7	DIVINE HUNTER	8	64.6	0:11.71	0:13.03 [6]	6.56L		0:37.32 +7
		Erin Molloy		1400m	Overall	(0:13.03)			
7	5	LORD DANILO	3	63.8	0:11.31	0:14.35 [4]	13.21L		0:38.75 -5
		Justin Stanley		Overall	Overall	(0:14.35)			

Scratched: Mr Grey (#4)

[] Ranking at each section and finish
 -:-:- No data available at this section
 NA No data available

SCN Saddle cloth number
 DNF Did not finish
 DNT Did not track



Horse/Jockey Name	Diasonic
Final Rank	1
Fastest Section Time (Section)	0:11.68 (Overall)
Top Speed [km/h] (Section)	63.1 (1400m)
Race State	Finished

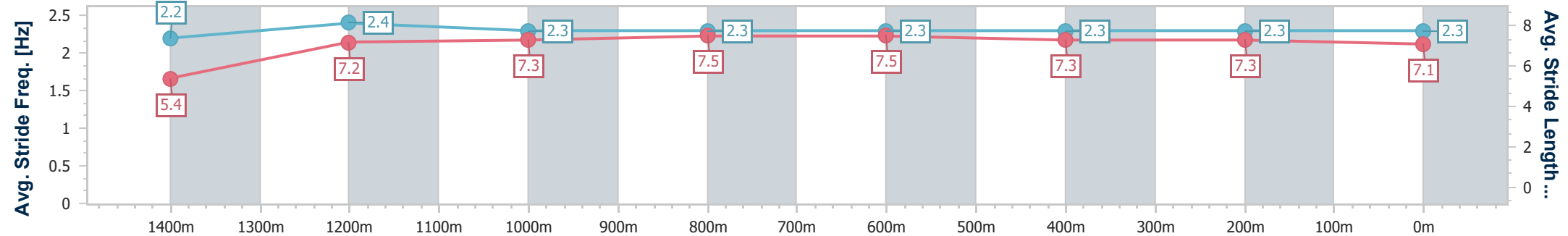
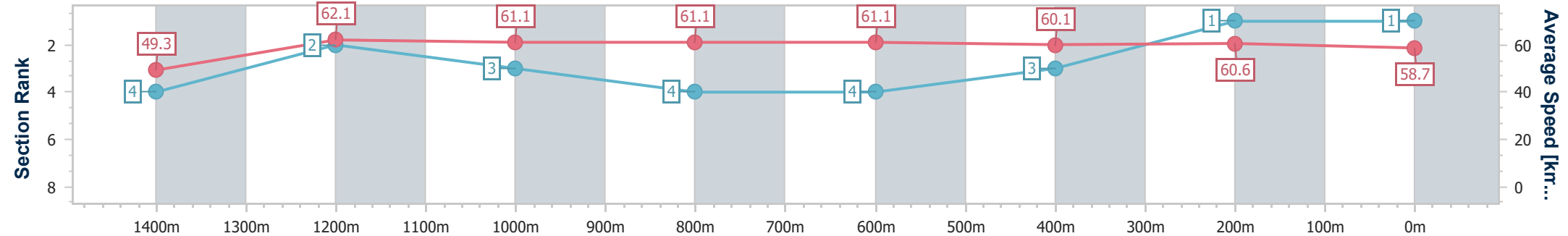


Mackay QLD Professional
 Race 8: RACING AGAIN MONDAY 10TH MARCH BENCHMARK
 55 Handicap - 1560m
 21 February 2025 - 17:50



Track Rating: Good 4, Weather: Fine, Rail Position: True

Section	Overall	1400m	1200m	1000m	800m	600m	400m	200m
Section Times	1:35.24 [1] (0:11.68)	1:23.56 [4] (0:11.76)	1:11.80 [2] (0:11.82)	0:59.98 [3] (0:11.83)	0:48.15 [4] (0:11.90)	0:36.25 [4] (0:11.92)	0:24.33 [3] (0:11.87)	0:12.46 [1] (0:12.46)
Average Speed [km/h]	49.3	62.1	61.1	61.1	61.1	60.1	60.6	58.7
Top Speed [km/h]	59.8	63.1	62.8	61.9	61.6	61.0	61.2	60.9
Avg. Dist. to Rail [m]	2.8	2.7	2.5	2.4	1.7	0.4	2.2	3.9
Avg. Stride Freq. [Hz]	2.2	2.4	2.3	2.3	2.3	2.3	2.3	2.3
Avg. Stride Length [m]	5.4	7.2	7.3	7.5	7.5	7.3	7.3	7.1



- [] Ranking at each section and finish
- .-.- No data available at this section
- NA No data available



Horse/Jockey Name	Nine Carats
Final Rank	2
Fastest Section Time (Section)	0:11.75 (1400m)
Top Speed [km/h] (Section)	63.1 (1400m)
Race State	Finished

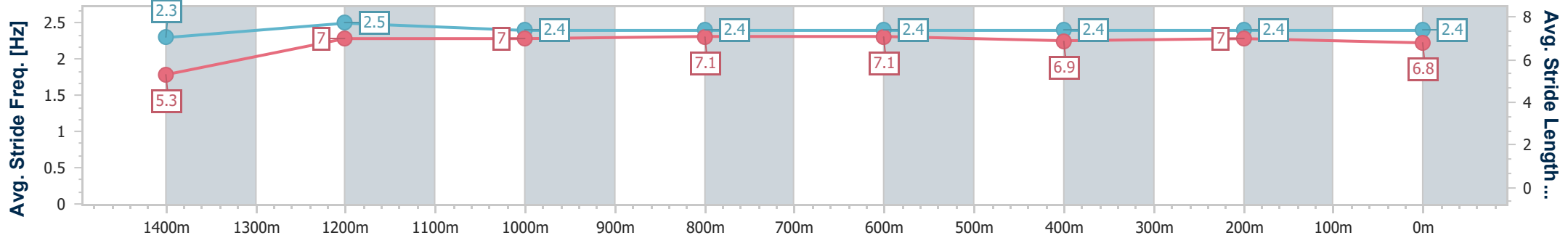
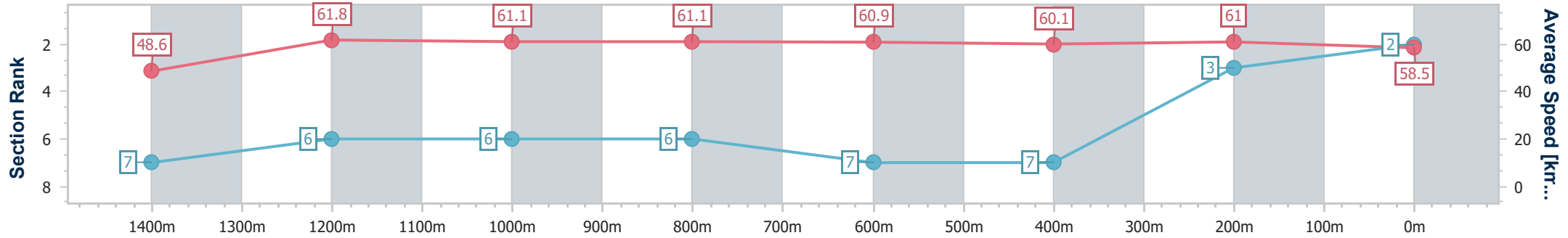


Mackay QLD Professional
 Race 8: RACING AGAIN MONDAY 10TH MARCH BENCHMARK
 55 Handicap - 1560m
 21 February 2025 - 17:50



Track Rating: Good 4, Weather: Fine, Rail Position: True

Section	Overall	1400m	1200m	1000m	800m	600m	400m	200m
Section Times	1:35.51 [2] (0:11.90)	1:23.61 [7] (0:11.75)	1:11.86 [6] (0:11.84)	1:00.02 [6] (0:11.82)	0:48.20 [6] (0:11.88)	0:36.32 [7] (0:12.01)	0:24.31 [7] (0:11.81)	0:12.50 [3] (0:12.50)
Average Speed [km/h]	48.6	61.8	61.1	61.1	60.9	60.1	61.0	58.5
Top Speed [km/h]	60.2	63.1	62.4	62.5	61.9	61.4	62.0	61.3
Avg. Dist. to Rail [m]	4.0	2.0	1.8	1.8	1.0	0.6	1.9	5.2
Avg. Stride Freq. [Hz]	2.3	2.5	2.4	2.4	2.4	2.4	2.4	2.4
Avg. Stride Length [m]	5.3	7.0	7.0	7.1	7.1	6.9	7.0	6.8



- [] Ranking at each section and finish
- .-.- No data available at this section
- NA No data available



Horse/Jockey Name	Orca
Final Rank	3
Fastest Section Time (Section)	0:11.66 (Overall)
Top Speed [km/h] (Section)	64.4 (1400m)
Race State	Finished

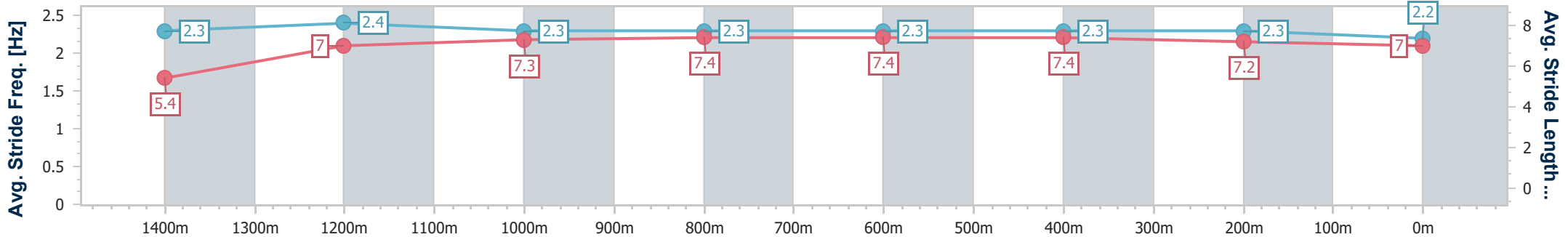
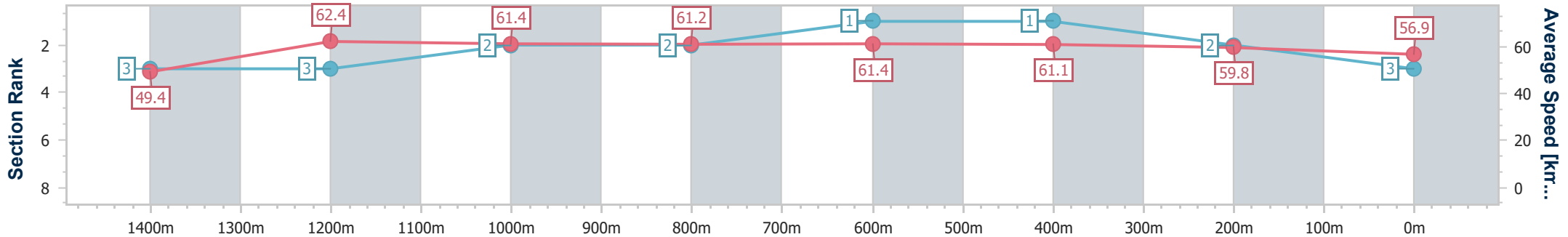


Mackay QLD Professional
 Race 8: RACING AGAIN MONDAY 10TH MARCH BENCHMARK
 55 Handicap - 1560m
 21 February 2025 - 17:50



Track Rating: Good 4, Weather: Fine, Rail Position: True

Section	Overall	1400m	1200m	1000m	800m	600m	400m	200m
Section Times	1:35.68 [3] (0:11.66)	1:24.02 [3] (0:11.79)	1:12.23 [3] (0:11.74)	1:00.49 [2] (0:11.79)	0:48.70 [2] (0:11.74)	0:36.96 [1] (0:11.95)	0:25.01 [1] (0:12.15)	0:12.86 [2] (0:12.86)
Average Speed [km/h]	49.4	62.4	61.4	61.2	61.4	61.1	59.8	56.9
Top Speed [km/h]	61.9	64.4	62.6	62.1	63.0	62.8	61.8	59.1
Avg. Dist. to Rail [m]	4.7	4.0	1.5	0.2	0.7	1.8	3.6	1.8
Avg. Stride Freq. [Hz]	2.3	2.4	2.3	2.3	2.3	2.3	2.3	2.2
Avg. Stride Length [m]	5.4	7.0	7.3	7.4	7.4	7.4	7.2	7.0



- [] Ranking at each section and finish
- .-.- No data available at this section
- NA No data available



Horse/Jockey Name	All Powered Up
Final Rank	4
Fastest Section Time (Section)	0:11.75 (Overall)
Top Speed [km/h] (Section)	62.8 (1400m)
Race State	Finished

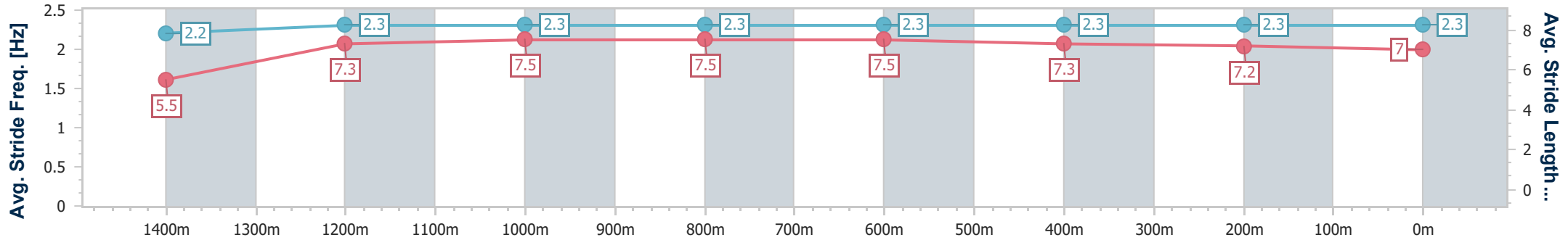
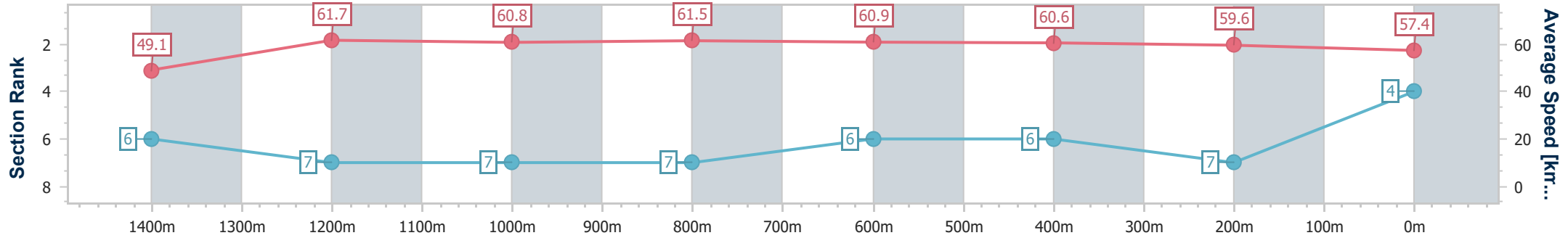


Mackay QLD Professional
 Race 8: RACING AGAIN MONDAY 10TH MARCH BENCHMARK
 55 Handicap - 1560m
 21 February 2025 - 17:50



Track Rating: Good 4, Weather: Fine, Rail Position: True

Section	Overall	1400m	1200m	1000m	800m	600m	400m	200m
Section Times	1:36.13 [4] (0:11.75)	1:24.38 [6] (0:11.92)	1:12.46 [7] (0:11.91)	1:00.55 [7] (0:11.78)	0:48.77 [7] (0:11.81)	0:36.96 [6] (0:11.99)	0:24.97 [6] (0:12.19)	0:12.78 [7] (0:12.78)
Average Speed [km/h]	49.1	61.7	60.8	61.5	60.9	60.6	59.6	57.4
Top Speed [km/h]	60.0	62.8	62.7	62.2	61.7	61.5	60.2	59.3
Avg. Dist. to Rail [m]	5.4	4.2	3.6	1.9	0.7	1.2	5.2	6.1
Avg. Stride Freq. [Hz]	2.2	2.3	2.3	2.3	2.3	2.3	2.3	2.3
Avg. Stride Length [m]	5.5	7.3	7.5	7.5	7.5	7.3	7.2	7.0



- [] Ranking at each section and finish
- .-.- No data available at this section
- NA No data available



Horse/Jockey Name	Eyes Are Lion
Final Rank	5
Fastest Section Time (Section)	0:11.64 (Overall)
Top Speed [km/h] (Section)	62.9 (1400m)
Race State	Finished

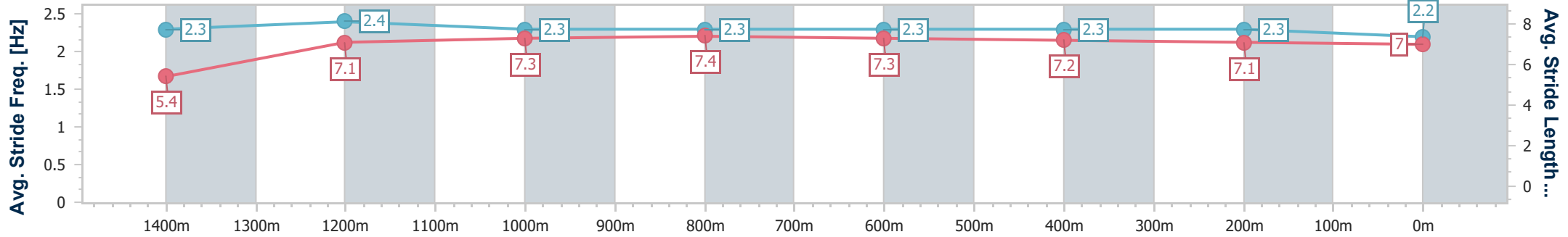
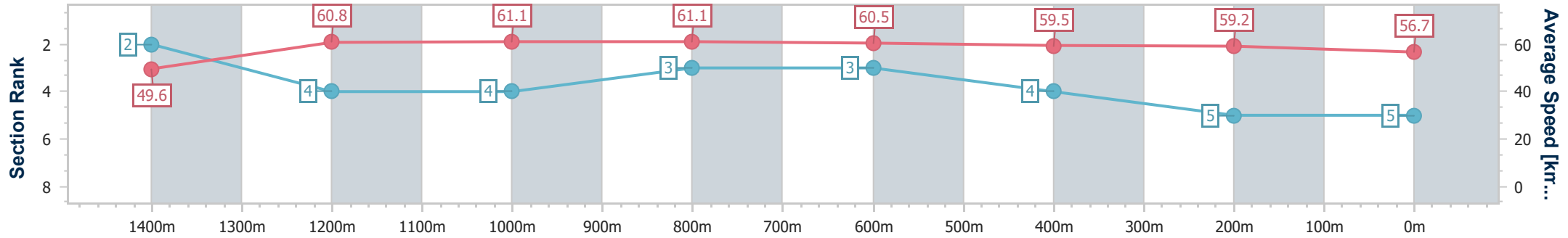


Mackay QLD Professional
 Race 8: RACING AGAIN MONDAY 10TH MARCH BENCHMARK
 55 Handicap - 1560m
 21 February 2025 - 17:50



Track Rating: Good 4, Weather: Fine, Rail Position: True

Section	Overall	1400m	1200m	1000m	800m	600m	400m	200m
Section Times	1:36.18 [5] (0:11.64)	1:24.54 [2] (0:11.82)	1:12.72 [4] (0:11.85)	1:00.87 [4] (0:11.75)	0:49.12 [3] (0:11.90)	0:37.22 [3] (0:12.08)	0:25.14 [4] (0:12.16)	0:12.98 [5] (0:12.98)
Average Speed [km/h]	49.6	60.8	61.1	61.1	60.5	59.5	59.2	56.7
Top Speed [km/h]	60.9	62.9	62.5	62.0	62.1	60.9	60.0	58.2
Avg. Dist. to Rail [m]	0.7	0.7	0.2	0.1	0.5	0.4	1.6	3.1
Avg. Stride Freq. [Hz]	2.3	2.4	2.3	2.3	2.3	2.3	2.3	2.2
Avg. Stride Length [m]	5.4	7.1	7.3	7.4	7.3	7.2	7.1	7.0



- [] Ranking at each section and finish
- .-.- No data available at this section
- NA No data available



Horse/Jockey Name	Divine Hunter
Final Rank	6
Fastest Section Time (Section)	0:11.71 (Overall)
Top Speed [km/h] (Section)	64.6 (1400m)
Race State	Finished

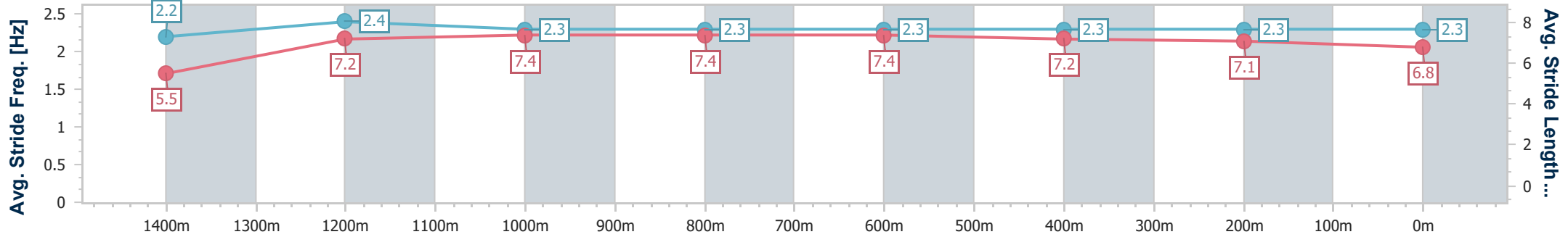
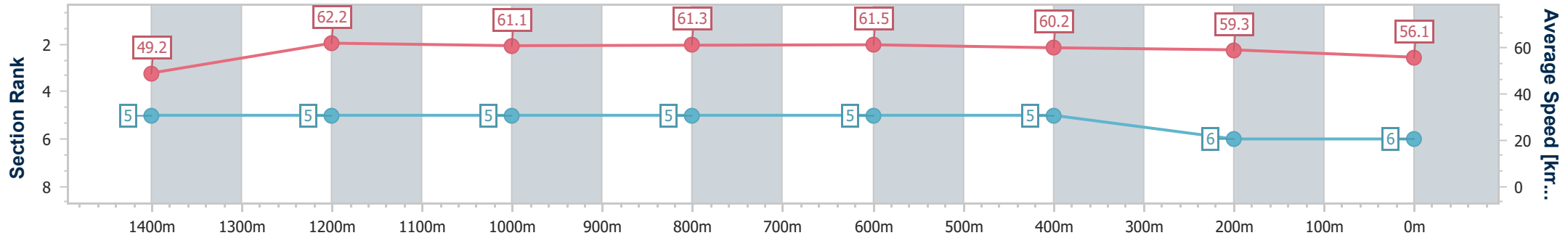


Mackay QLD Professional
 Race 8: RACING AGAIN MONDAY 10TH MARCH BENCHMARK
 55 Handicap - 1560m
 21 February 2025 - 17:50



Track Rating: Good 4, Weather: Fine, Rail Position: True

Section	Overall	1400m	1200m	1000m	800m	600m	400m	200m
Section Times	1:36.36 [6] (0:11.71)	1:24.65 [5] (0:11.77)	1:12.88 [5] (0:11.91)	1:00.97 [5] (0:11.83)	0:49.14 [5] (0:11.82)	0:37.32 [5] (0:12.05)	0:25.27 [5] (0:12.24)	0:13.03 [6] (0:13.03)
Average Speed [km/h]	49.2	62.2	61.1	61.3	61.5	60.2	59.3	56.1
Top Speed [km/h]	60.7	64.6	62.2	62.2	62.4	62.4	60.2	60.2
Avg. Dist. to Rail [m]	6.4	4.0	3.4	3.8	2.4	1.3	3.6	4.6
Avg. Stride Freq. [Hz]	2.2	2.4	2.3	2.3	2.3	2.3	2.3	2.3
Avg. Stride Length [m]	5.5	7.2	7.4	7.4	7.4	7.2	7.1	6.8



- [] Ranking at each section and finish
- .-.- No data available at this section
- NA No data available



Horse/Jockey Name	Lord Danilo
Final Rank	7
Fastest Section Time (Section)	0:11.31 (Overall)
Top Speed [km/h] (Section)	63.8 (Overall)
Race State	Finished

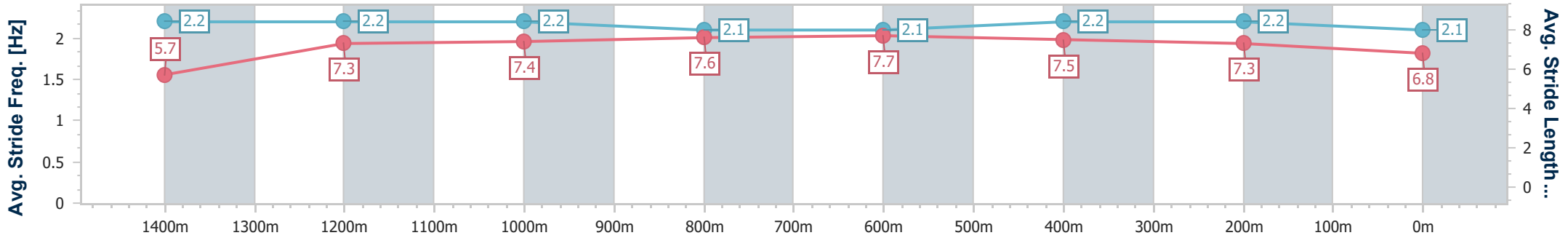
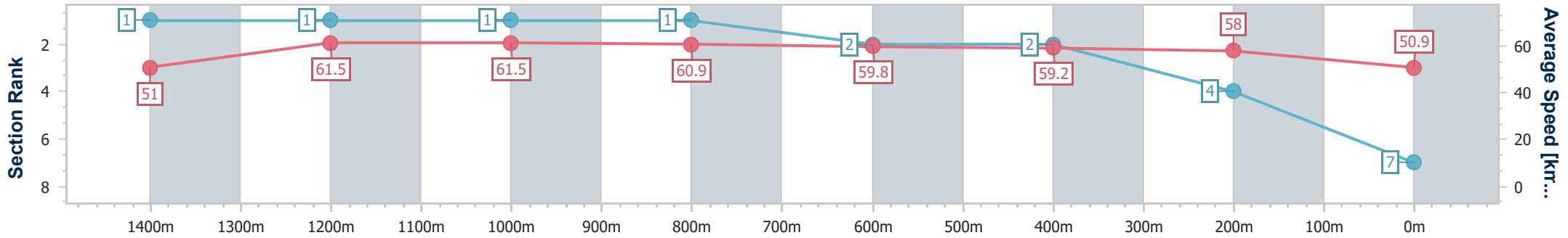


Mackay QLD Professional
 Race 8: RACING AGAIN MONDAY 10TH MARCH BENCHMARK
 55 Handicap - 1560m
 21 February 2025 - 17:50



Track Rating: Good 4, Weather: Fine, Rail Position: True

Section	Overall	1400m	1200m	1000m	800m	600m	400m	200m
Section Times	1:37.49 [7] (0:11.31)	1:26.18 [1] (0:11.81)	1:14.37 [1] (0:11.69)	1:02.68 [1] (0:11.88)	0:50.80 [1] (0:12.05)	0:38.75 [2] (0:12.02)	0:26.73 [2] (0:12.38)	0:14.35 [4] (0:14.35)
Average Speed [km/h]	51.0	61.5	61.5	60.9	59.8	59.2	58.0	50.9
Top Speed [km/h]	63.8	63.6	62.6	61.8	60.9	59.8	59.1	55.5
Avg. Dist. to Rail [m]	3.2	1.2	1.0	1.6	1.2	1.8	1.0	1.2
Avg. Stride Freq. [Hz]	2.2	2.2	2.2	2.1	2.1	2.2	2.2	2.1
Avg. Stride Length [m]	5.7	7.3	7.4	7.6	7.7	7.5	7.3	6.8



- [] Ranking at each section and finish
- .-.- No data available at this section
- NA No data available