



Aquis Park Gold Coast QLD Professional

Race 1: KURRAWA SURF CLUB Maiden Plate - 2050m



22 February 2025 - 12:29

Track Rating: Soft 5, Weather: Fine, Rail Position: +9m 900m-400m; +6m Remainder

Section	Field Times	Overall	1800m	1600m	1400m	1200m	1000m	800m	Last 600m				
		2:10.82 (0:17.52)	1:53.30 (0:12.35)	1:40.95 (0:13.45)	1:27.50 (0:12.42)	1:15.08 (0:13.35)	1:01.73 (0:13.17)	0:48.56 (0:12.71)	0:35.85				
Rank	TAB Horse/Jockey	Barrier	Top Speed [km/h]	Fastest Section					Distance Travelled [m]				
1	2 KALKANLI Adin Thompson	1	62.9 200m	0:11.74 400m	2:10.82 [1] (0:17.71)	1:53.11 [4] (0:12.50)	1:40.61 [4] (0:13.61)	1:27.00 [6] (0:12.53)	1:14.47 [6] (0:13.25)	1:01.22 [7] (0:13.16)	0:48.06 [7] (0:12.70)	0:35.36	
2	3 CAPTAIN GOOD VIBES Dan McGillivray	8	63.5 Overall	0:11.78 400m	2:10.85 [2] (0:17.64)	1:53.21 [3] (0:12.35)	1:40.86 [2] (0:13.36)	1:27.50 [3] (0:12.57)	1:14.93 [3] (0:13.26)	1:01.67 [3] (0:13.29)	0:48.38 [4] (0:12.67)	0:35.71	+8
3	5 MISS DYNAMO Corey Sutherland	3	62.8 400m	0:09.69 400m	2:10.88 [3] (0:18.61)	1:52.27 [7] (0:12.22)	1:40.05 [8] (0:13.34)	1:26.71 [8] (0:12.65)	1:14.06 [8] (0:12.68)	1:01.38 [5] (0:12.96)	0:48.42 [3] (0:12.62)	0:35.80	+12
4	8 DEEP DRIVE Elione Chaves	2	62.8 400m	0:09.57 400m	2:11.09 [4] (0:18.22)	1:52.87 [6] (0:12.39)	1:40.48 [7] (0:13.52)	1:26.96 [7] (0:12.56)	1:14.40 [7] (0:13.18)	1:01.22 [8] (0:13.12)	0:48.10 [8] (0:12.47)	0:35.63	+8
5	11 GOLD COAST MILLO Ryan Curatolo	6	63.0 Overall	0:10.65 400m	2:11.57 [5] (0:17.63)	1:53.94 [2] (0:12.46)	1:41.48 [3] (0:13.49)	1:27.99 [4] (0:12.64)	1:15.35 [4] (0:13.15)	1:02.20 [4] (0:13.18)	0:49.02 [5] (0:12.66)	0:36.36	+6
6	1 GRAPE EXPECTATIONS Anthony Allen	5	62.4 1800m	0:11.94 1800m	2:12.00 [6] (0:18.64)	1:53.36 [8] (0:11.94)	1:41.42 [6] (0:12.75)	1:28.67 [2] (0:12.43)	1:16.24 [2] (0:13.35)	1:02.89 [2] (0:13.20)	0:49.69 [2] (0:12.67)	0:37.02	+9
7	9 DESERT ANGEL Sean Cormack	4	62.3 400m	0:11.73 400m	2:12.37 [7] (0:17.97)	1:54.40 [5] (0:12.39)	1:42.01 [5] (0:13.39)	1:28.62 [5] (0:12.60)	1:16.02 [5] (0:13.16)	1:02.86 [6] (0:13.15)	0:49.71 [6] (0:12.76)	0:36.95	+8
8	6 SHAMIELA Jace McMurray	7	65.4 Overall	0:11.93 600m	2:12.46 [8] (0:17.52)	1:54.94 [1] (0:12.35)	1:42.59 [1] (0:13.45)	1:29.14 [1] (0:12.42)	1:16.72 [1] (0:13.35)	1:03.37 [1] (0:13.17)	0:50.20 [1] (0:12.71)	0:37.49	+2

Scratched: Better Believe It (#4), Super Sweet (#7), Thunder Shanghai (#10)



Aquis Park Gold Coast QLD Professional

Race 1: KURRAWA SURF CLUB Maiden Plate - 2050m



22 February 2025 - 12:29

Track Rating: Soft 5, Weather: Fine, Rail Position: +9m 900m-400m; +6m Remainder

Section				600m	400m	200m			Last 600m		
Field Times				0:35.85 (0:11.93)	0:23.92 (0:11.93)	0:11.99 (0:11.99)			0:35.85		
Rank	TAB	Horse/Jockey	Barrier	Top Speed [km/h]	Fastest Section	Margin			Distance Travelled [m]		
1	2	KALKANLI Adin Thompson	1	62.9 200m	0:11.74 400m	0:35.36 [7] (0:11.80)	0:23.56 [4] (0:11.74)	0:11.82 [5] (0:11.82)	2:10.82	0:35.36	
2	3	CAPTAIN GOOD VIBES Dan McGillivray	8	63.5 Overall	0:11.78 400m	0:35.71 [4] (0:11.91)	0:23.80 [3] (0:11.78)	0:12.02 [1] (0:12.02)	0.2L	0:35.71	+8
3	5	MISS DYNAMO Corey Sutherland	3	62.8 400m	0:09.69 400m	0:35.80 [3] (0:14.11)	0:21.69 [7] (0:09.69)	0:12.00 [2] (0:12.00)	0.4L	0:35.80	+12
4	8	DEEP DRIVE Elione Chaves	2	62.8 400m	0:09.57 400m	0:35.63 [8] (0:13.87)	0:21.76 [8] (0:09.57)	0:12.19 [3] (0:12.19)	1.4L	0:35.63	+8
5	11	GOLD COAST MILLO Ryan Curatolo	6	63.0 Overall	0:10.65 400m	0:36.36 [5] (0:13.14)	0:23.22 [6] (0:10.65)	0:12.57 [4] (0:12.57)	4.2L	0:36.36	+6
6	1	GRAPE EXPECTATIONS Anthony Allen	5	62.4 1800m	0:11.94 1800m	0:37.02 [2] (0:12.01)	0:25.01 [2] (0:12.06)	0:12.95 [6] (0:12.95)	6.7L	0:37.02	+9
7	9	DESERT ANGEL Sean Cormack	4	62.3 400m	0:11.73 400m	0:36.95 [6] (0:12.04)	0:24.91 [5] (0:11.73)	0:13.18 [8] (0:13.18)	8.7L	0:36.95	+8
8	6	SHAMIELA Jace McMurray	7	65.4 Overall	0:11.93 600m	0:37.49 [1] (0:11.93)	0:25.56 [1] (0:12.25)	0:13.31 [7] (0:13.31)	9.2L	0:37.49	+2

Scratched: Better Believe It (#4), Super Sweet (#7), Thunder Shanghai (#10)

[] Ranking at each section and finish
 -:-:- No data available at this section
 NA No data available

SCN Saddle cloth number
 DNF Did not finish
 DNT Did not track



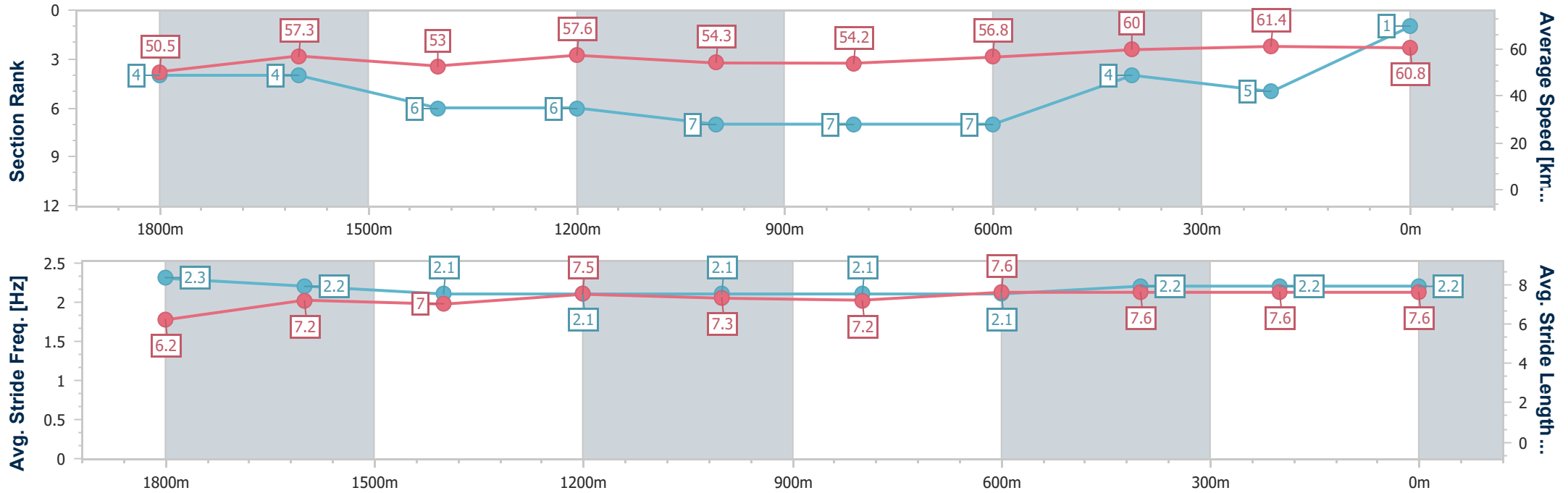
Horse/Jockey Name	Kalkanli
Final Rank	1
Fastest Section Time (Section)	0:11.74 (400m)
Top Speed [km/h] (Section)	62.9 (200m)
Race State	Finished



Aquis Park Gold Coast QLD Professional
 Race 1: KURRAWA SURF CLUB Maiden Plate - 2050m
 22 February 2025 - 12:29
 Track Rating: Soft 5, Weather: Fine, Rail Position: +9m 900m-400m;
 +6m Remainder



Section	Overall	1800m	1600m	1400m	1200m	1000m	800m	600m	400m	200m			
Section Times	2:10.82 [1] (0:17.71)	1:53.11 [4] (0:12.50)	1:40.61 [4] (0:13.61)	1:27.00 [6] (0:12.53)	1:14.47 [6] (0:13.25)	1:01.22 [7] (0:13.16)	0:48.06 [7] (0:12.70)	0:35.36 [7] (0:11.80)	0:23.56 [4] (0:11.74)	0:11.82 [5] (0:11.82)			
Average Speed [km/h]	50.5	57.3	53.0	57.6	54.3	54.2	56.8	60.0	61.4	60.8			
Top Speed [km/h]	62.8	59.2	56.0	58.7	57.9	57.2	58.7	61.5	62.7	62.9			
Avg. Dist. to Rail [m]	1.4	1.0	0.8	0.8	0.9	1.0	0.6	0.6	0.8	1.5			
Avg. Stride Freq. [Hz]	2.3	2.2	2.1	2.1	2.1	2.1	2.1	2.2	2.2	2.2			
Avg. Stride Length [m]	6.2	7.2	7.0	7.5	7.3	7.2	7.6	7.6	7.6	7.6			



- [] Ranking at each section and finish
- .-.-.- No data available at this section
- NA No data available



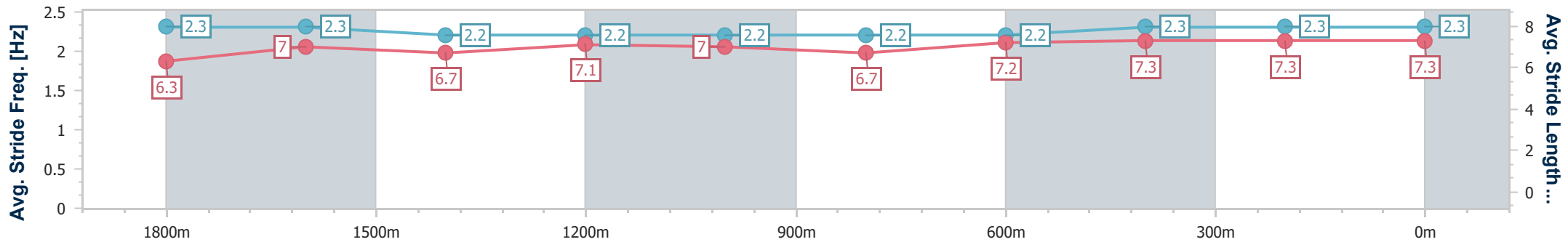
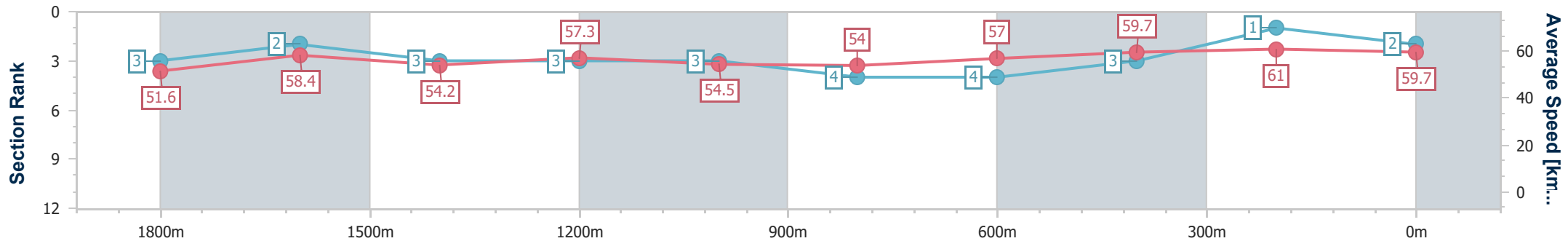
Horse/Jockey Name	Captain Good Vibes
Final Rank	2
Fastest Section Time (Section)	0:11.78 (400m)
Top Speed [km/h] (Section)	63.5 (Overall)
Race State	Finished



Aquis Park Gold Coast QLD Professional
Race 1: KURRAWA SURF CLUB Maiden Plate - 2050m
 22 February 2025 - 12:29
 Track Rating: Soft 5, Weather: Fine, Rail Position: +9m 900m-400m;
 +6m Remainder



Section	Overall	1800m	1600m	1400m	1200m	1000m	800m	600m	400m	200m			
Section Times	2:10.85 [2] (0:17.64)	1:53.21 [3] (0:12.35)	1:40.86 [2] (0:13.36)	1:27.50 [3] (0:12.57)	1:14.93 [3] (0:13.26)	1:01.67 [3] (0:13.29)	0:48.38 [4] (0:12.67)	0:35.71 [4] (0:11.91)	0:23.80 [3] (0:11.78)	0:12.02 [1] (0:12.02)			
Average Speed [km/h]	51.6	58.4	54.2	57.3	54.5	54.0	57.0	59.7	61.0	59.7			
Top Speed [km/h]	63.5	60.8	56.5	58.2	57.2	56.4	57.9	61.2	61.7	60.8			
Avg. Dist. to Rail [m]	4.9	1.2	1.1	2.2	2.2	2.3	0.9	1.0	2.8	4.2			
Avg. Stride Freq. [Hz]	2.3	2.3	2.2	2.2	2.2	2.2	2.2	2.3	2.3	2.3			
Avg. Stride Length [m]	6.3	7.0	6.7	7.1	7.0	6.7	7.2	7.3	7.3	7.3			



- [] Ranking at each section and finish
- .-.- No data available at this section
- NA No data available



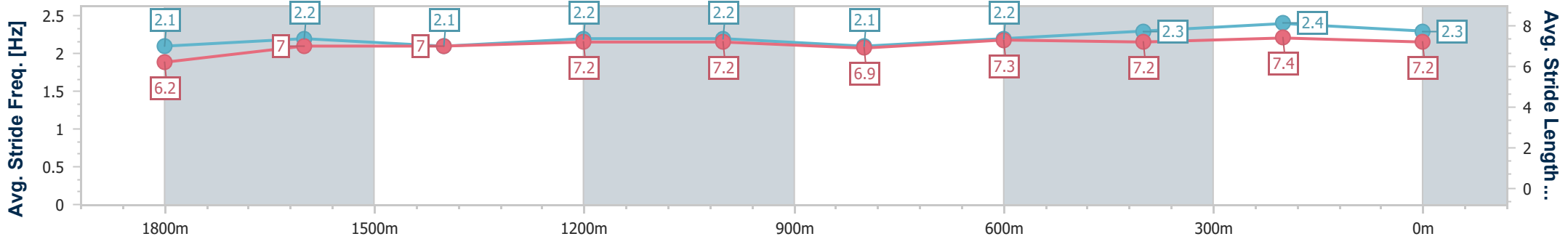
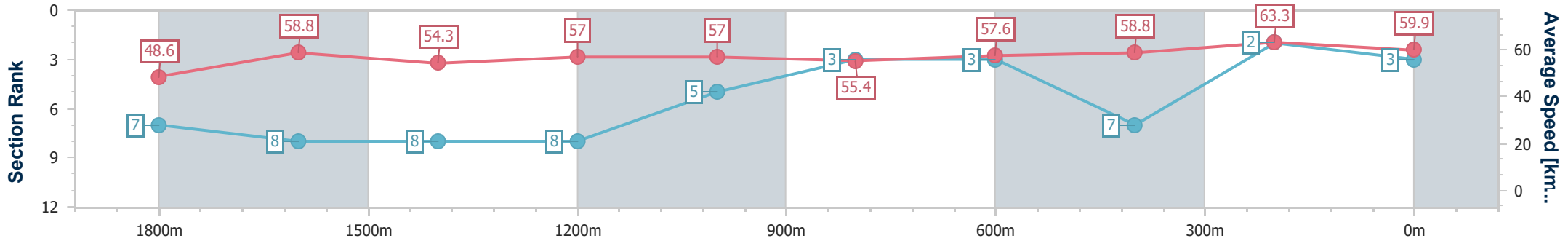
Horse/Jockey Name	Miss Dynamo
Final Rank	3
Fastest Section Time (Section)	0:09.69 (400m)
Top Speed [km/h] (Section)	62.8 (400m)
Race State	Finished



Aquis Park Gold Coast QLD Professional
Race 1: KURRAWA SURF CLUB Maiden Plate - 2050m
 22 February 2025 - 12:29
 Track Rating: Soft 5, Weather: Fine, Rail Position: +9m 900m-400m;
 +6m Remainder



Section	Overall	1800m	1600m	1400m	1200m	1000m	800m	600m	400m	200m
Section Times	2:10.88 [3] (0:18.61)	1:52.27 [7] (0:12.22)	1:40.05 [8] (0:13.34)	1:26.71 [8] (0:12.65)	1:14.06 [8] (0:12.68)	1:01.38 [5] (0:12.96)	0:48.42 [3] (0:12.62)	0:35.80 [3] (0:14.11)	0:21.69 [7] (0:09.69)	0:12.00 [2] (0:12.00)
Average Speed [km/h]	48.6	58.8	54.3	57.0	57.0	55.4	57.6	58.8	63.3	59.9
Top Speed [km/h]	59.0	62.0	57.0	59.0	59.0	57.5	58.2	60.6	62.8	61.9
Avg. Dist. to Rail [m]	1.7	1.1	1.4	1.7	2.0	2.3	2.7	4.4	7.5	5.8
Avg. Stride Freq. [Hz]	2.1	2.2	2.1	2.2	2.2	2.1	2.2	2.3	2.4	2.3
Avg. Stride Length [m]	6.2	7.0	7.0	7.2	7.2	6.9	7.3	7.2	7.4	7.2



- [] Ranking at each section and finish
- .-.- No data available at this section
- NA No data available



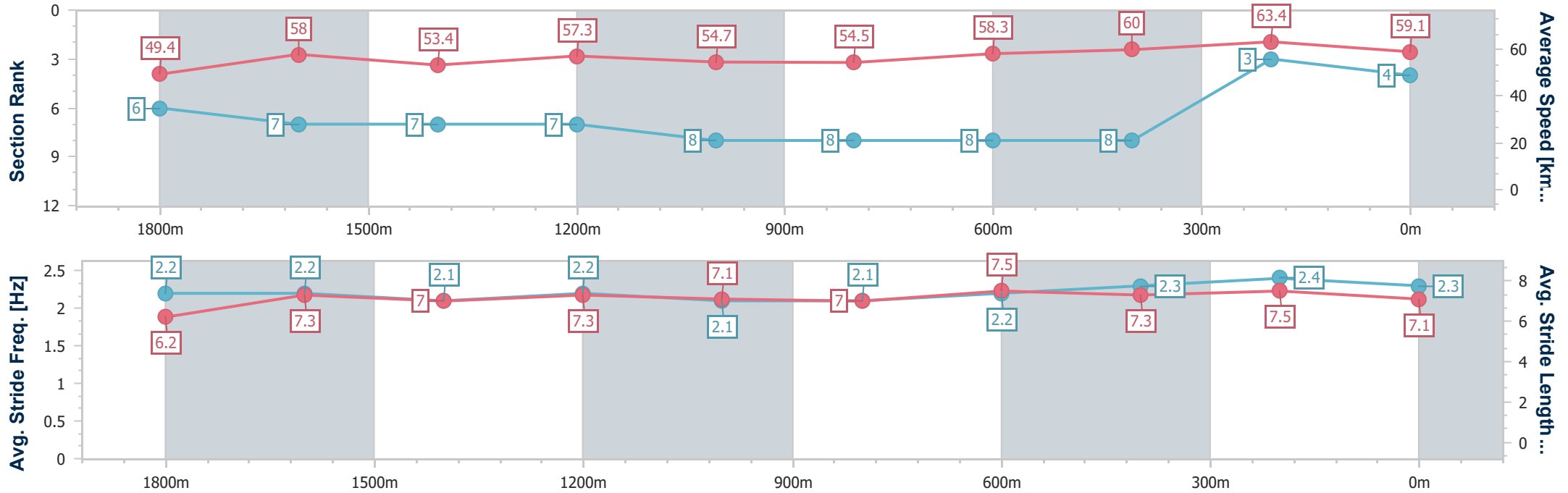
Horse/Jockey Name	Deep Drive
Final Rank	4
Fastest Section Time (Section)	0:09.57 (400m)
Top Speed [km/h] (Section)	62.8 (400m)
Race State	Finished



Aquis Park Gold Coast QLD Professional
Race 1: KURRAWA SURF CLUB Maiden Plate - 2050m
 22 February 2025 - 12:29
 Track Rating: Soft 5, Weather: Fine, Rail Position: +9m 900m-400m;
 +6m Remainder



Section	Overall	1800m	1600m	1400m	1200m	1000m	800m	600m	400m	200m			
Section Times	2:11.09 [4] (0:18.22)	1:52.87 [6] (0:12.39)	1:40.48 [7] (0:13.52)	1:26.96 [7] (0:12.56)	1:14.40 [7] (0:13.18)	1:01.22 [8] (0:13.12)	0:48.10 [8] (0:12.47)	0:35.63 [8] (0:13.87)	0:21.76 [8] (0:09.57)	0:12.19 [3] (0:12.19)			
Average Speed [km/h]	49.4	58.0	53.4	57.3	54.7	54.5	58.3	60.0	63.4	59.1			
Top Speed [km/h]	60.1	60.0	56.9	58.5	58.7	58.2	59.3	62.6	62.8	61.4			
Avg. Dist. to Rail [m]	0.8	0.4	1.0	1.2	1.0	1.5	1.8	4.2	8.6	7.9			
Avg. Stride Freq. [Hz]	2.2	2.2	2.1	2.2	2.1	2.1	2.2	2.3	2.4	2.3			
Avg. Stride Length [m]	6.2	7.3	7.0	7.3	7.1	7.0	7.5	7.3	7.5	7.1			



- [] Ranking at each section and finish
- .-.- No data available at this section
- NA No data available



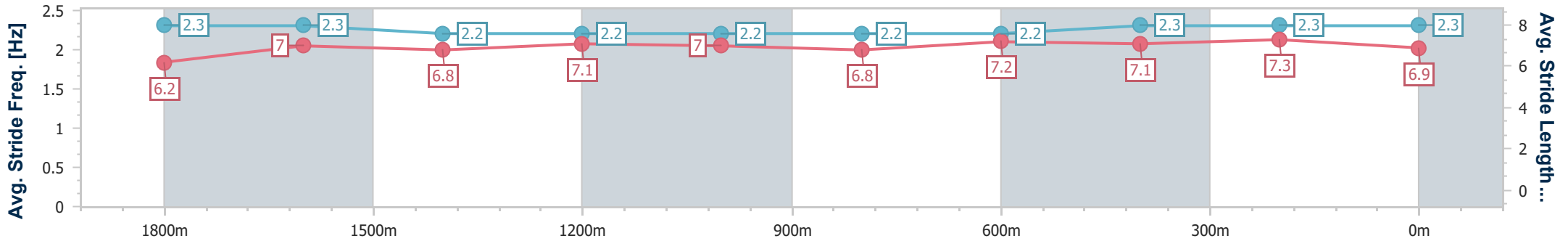
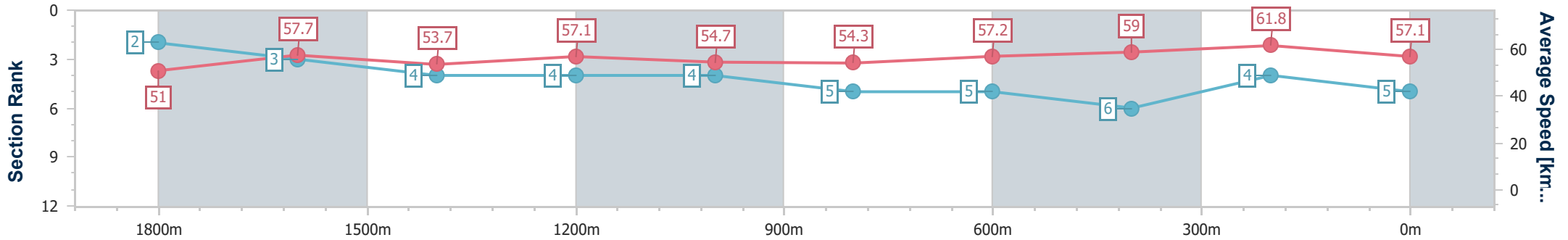
Horse/Jockey Name	Gold Coast Millo
Final Rank	5
Fastest Section Time (Section)	0:10.65 (400m)
Top Speed [km/h] (Section)	63.0 (Overall)
Race State	Finished



Aquis Park Gold Coast QLD Professional
 Race 1: KURRAWA SURF CLUB Maiden Plate - 2050m
 22 February 2025 - 12:29
 Track Rating: Soft 5, Weather: Fine, Rail Position: +9m 900m-400m;
 +6m Remainder



Section	Overall	1800m	1600m	1400m	1200m	1000m	800m	600m	400m	200m
Section Times	2:11.57 [5] (0:17.63)	1:53.94 [2] (0:12.46)	1:41.48 [3] (0:13.49)	1:27.99 [4] (0:12.64)	1:15.35 [4] (0:13.15)	1:02.20 [4] (0:13.18)	0:49.02 [5] (0:12.66)	0:36.36 [5] (0:13.14)	0:23.22 [6] (0:10.65)	0:12.57 [4] (0:12.57)
Average Speed [km/h]	51.0	57.7	53.7	57.1	54.7	54.3	57.2	59.0	61.8	57.1
Top Speed [km/h]	63.0	59.5	56.7	58.5	58.5	56.9	58.7	61.4	61.1	58.9
Avg. Dist. to Rail [m]	2.2	0.6	1.0	2.0	2.0	1.7	1.1	1.4	4.9	4.3
Avg. Stride Freq. [Hz]	2.3	2.3	2.2	2.2	2.2	2.2	2.2	2.3	2.3	2.3
Avg. Stride Length [m]	6.2	7.0	6.8	7.1	7.0	6.8	7.2	7.1	7.3	6.9



- [] Ranking at each section and finish
- .-.-.- No data available at this section
- NA No data available



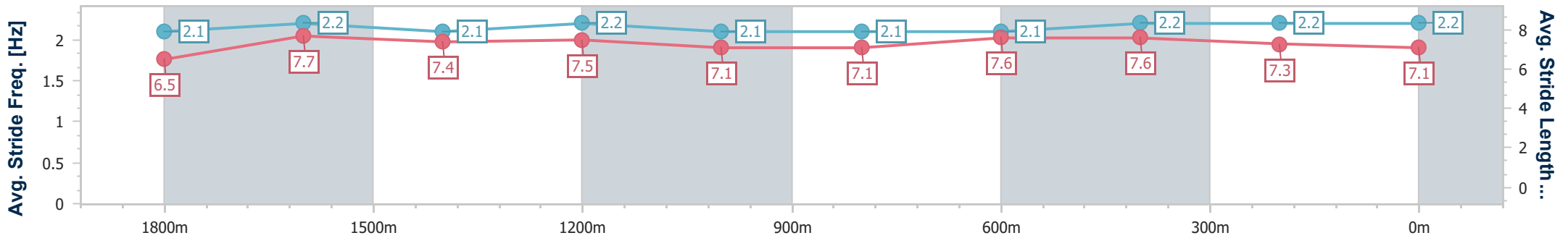
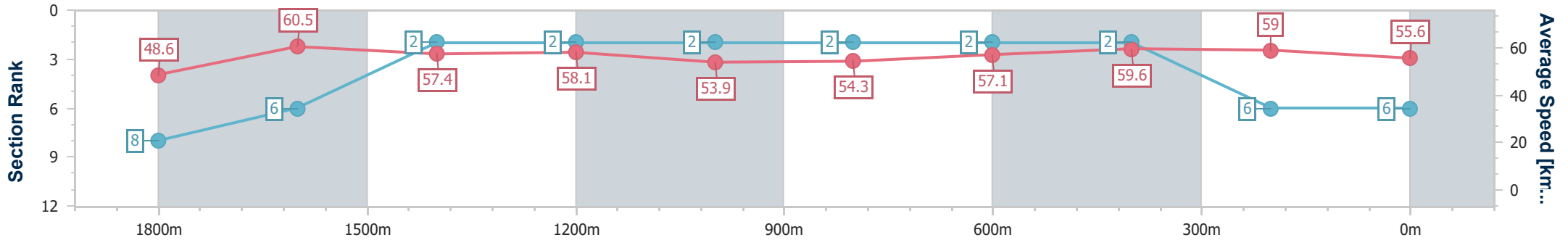
Horse/Jockey Name	Grape Expectations
Final Rank	6
Fastest Section Time (Section)	0:11.94 (1800m)
Top Speed [km/h] (Section)	62.4 (1800m)
Race State	Finished



Aquis Park Gold Coast QLD Professional
Race 1: KURRAWA SURF CLUB Maiden Plate - 2050m
 22 February 2025 - 12:29
 Track Rating: Soft 5, Weather: Fine, Rail Position: +9m 900m-400m;
 +6m Remainder



Section	Overall	1800m	1600m	1400m	1200m	1000m	800m	600m	400m	200m
Section Times	2:12.00 [6] (0:18.64)	1:53.36 [8] (0:11.94)	1:41.42 [6] (0:12.75)	1:28.67 [2] (0:12.43)	1:16.24 [2] (0:13.35)	1:02.89 [2] (0:13.20)	0:49.69 [2] (0:12.67)	0:37.02 [2] (0:12.01)	0:25.01 [2] (0:12.06)	0:12.95 [6] (0:12.95)
Average Speed [km/h]	48.6	60.5	57.4	58.1	53.9	54.3	57.1	59.6	59.0	55.6
Top Speed [km/h]	62.0	62.4	59.7	59.7	57.1	56.2	58.4	60.4	60.0	57.9
Avg. Dist. to Rail [m]	1.8	2.0	2.3	1.9	2.1	1.7	0.9	0.5	2.3	3.2
Avg. Stride Freq. [Hz]	2.1	2.2	2.1	2.2	2.1	2.1	2.1	2.2	2.2	2.2
Avg. Stride Length [m]	6.5	7.7	7.4	7.5	7.1	7.1	7.6	7.6	7.3	7.1



- [] Ranking at each section and finish
- .-.-.- No data available at this section
- NA No data available



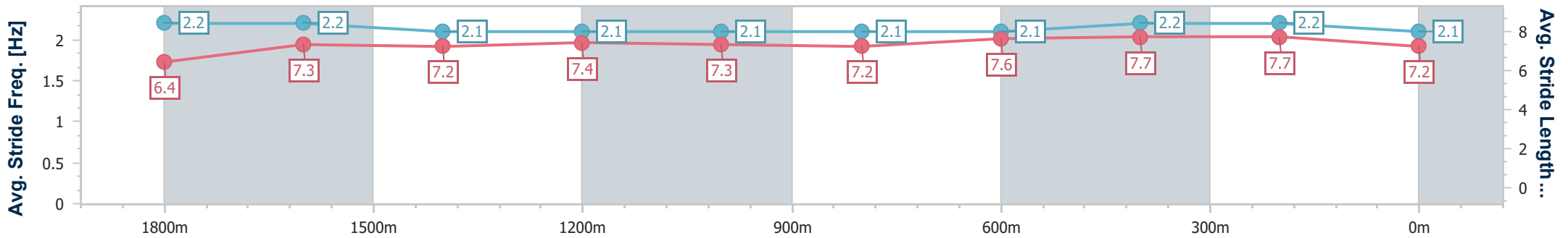
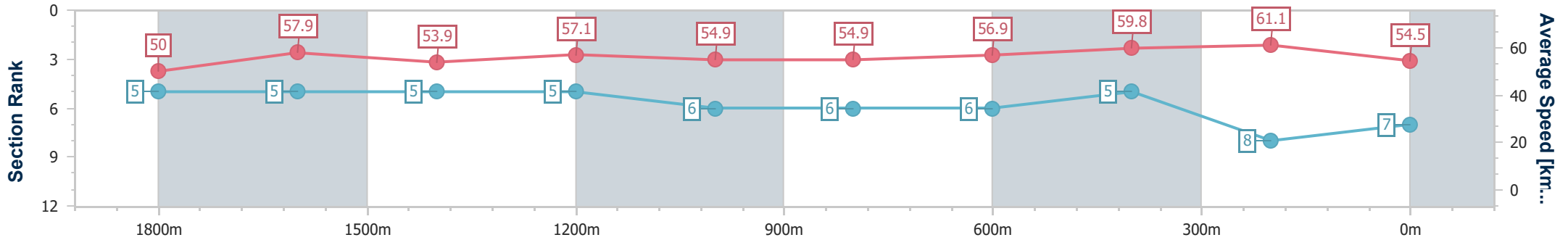
Horse/Jockey Name	Desert Angel
Final Rank	7
Fastest Section Time (Section)	0:11.73 (400m)
Top Speed [km/h] (Section)	62.3 (400m)
Race State	Finished



Aquis Park Gold Coast QLD Professional
 Race 1: KURRAWA SURF CLUB Maiden Plate - 2050m
 22 February 2025 - 12:29
 Track Rating: Soft 5, Weather: Fine, Rail Position: +9m 900m-400m;
 +6m Remainder



Section	Overall	1800m	1600m	1400m	1200m	1000m	800m	600m	400m	200m			
Section Times	2:12.37 [7] (0:17.97)	1:54.40 [5] (0:12.39)	1:42.01 [5] (0:13.39)	1:28.62 [5] (0:12.60)	1:16.02 [5] (0:13.16)	1:02.86 [6] (0:13.15)	0:49.71 [6] (0:12.76)	0:36.95 [6] (0:12.04)	0:24.91 [5] (0:11.73)	0:13.18 [8] (0:13.18)			
Average Speed [km/h]	50.0	57.9	53.9	57.1	54.9	54.9	56.9	59.8	61.1	54.5			
Top Speed [km/h]	60.0	59.7	56.9	58.3	58.8	57.8	59.1	61.1	62.3	58.7			
Avg. Dist. to Rail [m]	1.8	0.6	1.0	2.7	2.4	2.9	3.0	1.3	1.8	4.1			
Avg. Stride Freq. [Hz]	2.2	2.2	2.1	2.1	2.1	2.1	2.1	2.2	2.2	2.1			
Avg. Stride Length [m]	6.4	7.3	7.2	7.4	7.3	7.2	7.6	7.7	7.7	7.2			



- [] Ranking at each section and finish
- .-.- No data available at this section
- NA No data available



Horse/Jockey Name	Shamiela
Final Rank	8
Fastest Section Time (Section)	0:11.93 (600m)
Top Speed [km/h] (Section)	65.4 (Overall)
Race State	Finished

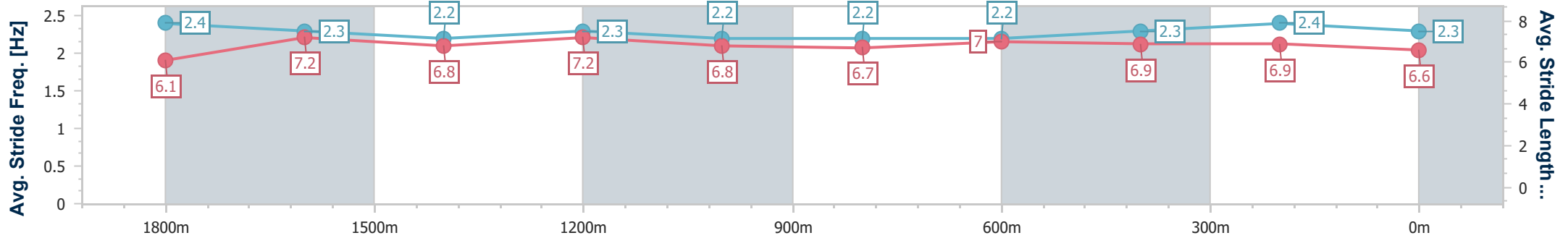
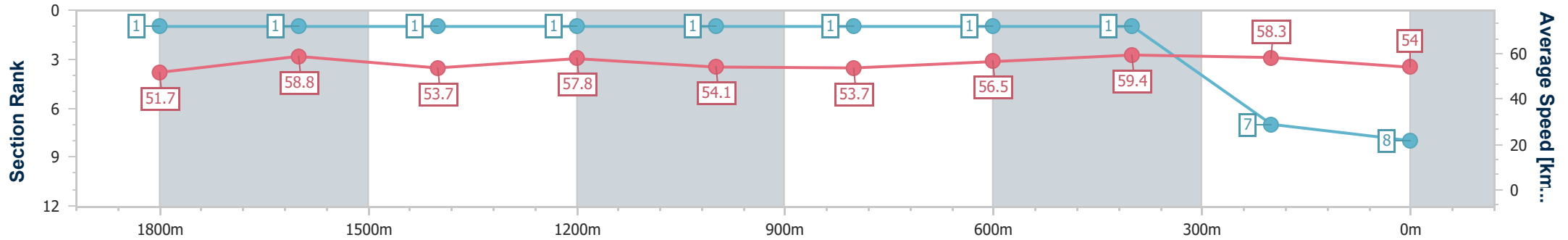


Aquis Park Gold Coast QLD Professional
 Race 1: KURRAWA SURF CLUB Maiden Plate - 2050m



22 February 2025 - 12:29
 Track Rating: Soft 5, Weather: Fine, Rail Position: +9m 900m-400m;
 +6m Remainder

Section	Overall	1800m	1600m	1400m	1200m	1000m	800m	600m	400m	200m
Section Times	2:12.46 [8] (0:17.52)	1:54.94 [1] (0:12.35)	1:42.59 [1] (0:13.45)	1:29.14 [1] (0:12.42)	1:16.72 [1] (0:13.35)	1:03.37 [1] (0:13.17)	0:50.20 [1] (0:12.71)	0:37.49 [1] (0:11.93)	0:25.56 [1] (0:12.25)	0:13.31 [7] (0:13.31)
Average Speed [km/h]	51.7	58.8	53.7	57.8	54.1	53.7	56.5	59.4	58.3	54.0
Top Speed [km/h]	65.4	62.1	56.0	58.9	57.2	55.6	57.2	60.8	60.3	56.1
Avg. Dist. to Rail [m]	3.5	2.1	1.1	0.4	0.4	0.6	1.2	1.7	0.5	1.5
Avg. Stride Freq. [Hz]	2.4	2.3	2.2	2.3	2.2	2.2	2.2	2.3	2.4	2.3
Avg. Stride Length [m]	6.1	7.2	6.8	7.2	6.8	6.7	7.0	6.9	6.9	6.6



- [] Ranking at each section and finish
- .-.- No data available at this section
- NA No data available



Aquis Park Gold Coast QLD Professional

Race 2: MOO MOO THE WINE BAR & GRILL Class 1 Plate - 1800m



22 February 2025 - 13:04

Track Rating: Soft 5, Weather: Fine, Rail Position: +9m 900m-400m; +6m Remainder

Section		Overall	1600m	1400m	1200m	1000m	800m	600m	Last 600m				
Field Times		1:51.22 (0:14.01)	1:37.21 (0:11.92)	1:25.29 (0:11.80)	1:13.49 (0:12.01)	1:01.48 (0:12.55)	0:48.93 (0:12.31)	0:36.62 (0:12.09)	0:36.62				
Rank	TAB Horse/Jockey	Barrier	Top Speed [km/h]	Fastest Section									Distance Travelled [m]
1	4 SACRED BULL Jace McMurray	3	61.9 400m	0:11.83 400m	1:51.22 [1] (0:14.66)	1:36.56 [9] (0:12.25)	1:24.31 [8] (0:12.02)	1:12.29 [7] (0:12.05)	1:00.24 [7] (0:12.19)	0:48.05 [7] (0:12.08)	0:35.97 [8] (0:11.94)	0:35.97	
2	3 GUARDED OPTIMIST Dylan Turner	9	62.2 800m	0:11.83 400m	1:51.39 [2] (0:14.64)	1:36.75 [7] (0:12.54)	1:24.21 [9] (0:12.19)	1:12.02 [9] (0:11.94)	1:00.08 [9] (0:12.09)	0:47.99 [9] (0:11.91)	0:36.08 [9] (0:12.07)	0:36.08	+8
3	9 TWINKLE TIME Ryan Curatolo	6	61.7 Overall	0:11.97 400m	1:51.45 [3] (0:14.31)	1:37.14 [4] (0:12.11)	1:25.03 [5] (0:12.14)	1:12.89 [5] (0:12.07)	1:00.82 [5] (0:12.25)	0:48.57 [5] (0:12.20)	0:36.37 [6] (0:12.01)	0:36.37	+3
4	1 ACES UP Tiffani Brooker	8	64.8 Overall	0:11.80 1400m	1:51.47 [4] (0:14.01)	1:37.46 [1] (0:11.92)	1:25.54 [1] (0:11.80)	1:13.74 [1] (0:12.01)	1:01.73 [1] (0:12.55)	0:49.18 [1] (0:12.31)	0:36.87 [1] (0:12.09)	0:36.87	+3
5	8 LASQUETI BOOM Sean Cormack	1	61.2 400m	0:11.95 600m	1:51.53 [5] (0:14.33)	1:37.20 [5] (0:11.99)	1:25.21 [4] (0:12.12)	1:13.09 [4] (0:12.08)	1:01.01 [4] (0:12.25)	0:48.76 [4] (0:12.22)	0:36.54 [4] (0:11.95)	0:36.54	-1
6	2 BIKER Raul Silvera	7	62.5 800m	0:11.90 800m	1:51.75 [6] (0:14.64)	1:37.11 [8] (0:12.26)	1:24.85 [7] (0:12.23)	1:12.62 [8] (0:12.08)	1:00.54 [8] (0:12.11)	0:48.43 [8] (0:11.90)	0:36.53 [7] (0:12.03)	0:36.53	+10
7	6 TUQIRI Elione Chaves	5	62.0 600m	0:12.03 1400m	1:51.89 [7] (0:14.03)	1:37.86 [2] (0:12.10)	1:25.76 [3] (0:12.03)	1:13.73 [3] (0:12.07)	1:01.66 [2] (0:12.25)	0:49.41 [2] (0:12.23)	0:37.18 [2] (0:12.03)	0:37.18	+5
8	5 THE KHAN Adin Thompson	4	61.2 Overall	0:11.98 1600m	1:52.03 [8] (0:14.05)	1:37.98 [3] (0:11.98)	1:26.00 [2] (0:12.13)	1:13.87 [2] (0:12.17)	1:01.70 [3] (0:12.24)	0:49.46 [3] (0:12.24)	0:37.22 [3] (0:12.09)	0:37.22	-1
9	10 WANDILLA Corey Sutherland	2	61.4 600m	0:12.00 800m	1:52.46 [9] (0:14.42)	1:38.04 [6] (0:12.27)	1:25.77 [6] (0:12.17)	1:13.60 [6] (0:12.04)	1:01.56 [6] (0:12.17)	0:49.39 [6] (0:12.00)	0:37.39 [5] (0:12.16)	0:37.39	+8

Scratched: Victory Flame (#7), Sir Zino (#11)

[] Ranking at each section and finish
 -:-:- No data available at this section
 NA No data available

SCN Saddle cloth number
 DNF Did not finish
 DNT Did not track



Aquis Park Gold Coast QLD Professional

Race 2: MOO MOO THE WINE BAR & GRILL Class 1 Plate - 1800m

22 February 2025 - 13:04



Track Rating: Soft 5, Weather: Fine, Rail Position: +9m 900m-400m; +6m Remainder

Section							400m	200m			Last 600m
Field Times							0:24.53 (0:12.20)	0:12.33 (0:12.33)			0:36.62
Rank	TAB	Horse/Jockey	Barrier	Top Speed [km/h]	Fastest Section			Margin			Distance Travelled [m]
1	4	SACRED BULL Jace McMurray	3	61.9 400m	0:11.83 400m	0:24.03 [6] (0:11.83)	0:12.20 [4] (0:12.20)	1:51.22			0:35.97
2	3	GUARDED OPTIMIST Dylan Turner	9	62.2 800m	0:11.83 400m	0:24.01 [9] (0:11.83)	0:12.18 [6] (0:12.18)	1L			0:36.08 +8
3	9	TWINKLE TIME Ryan Curatolo	6	61.7 Overall	0:11.97 400m	0:24.36 [5] (0:11.97)	0:12.39 [5] (0:12.39)	1.2L			0:36.37 +3
4	1	ACES UP Tiffani Brooker	8	64.8 Overall	0:11.80 1400m	0:24.78 [1] (0:12.20)	0:12.58 [1] (0:12.58)	1.3L			0:36.87 +3
5	8	LASQUETI BOOM Sean Cormack	1	61.2 400m	0:11.95 600m	0:24.59 [4] (0:12.00)	0:12.59 [2] (0:12.59)	1.6L			0:36.54 -1
6	2	BIKER Raul Silvera	7	62.5 800m	0:11.90 800m	0:24.50 [8] (0:12.00)	0:12.50 [8] (0:12.50)	2.9L			0:36.53 +10
7	6	TUQIRI Elione Chaves	5	62.0 600m	0:12.03 1400m	0:25.15 [2] (0:12.21)	0:12.94 [3] (0:12.94)	3.7L			0:37.18 +5
8	5	THE KHAN Adin Thompson	4	61.2 Overall	0:11.98 1600m	0:25.13 [3] (0:12.34)	0:12.79 [7] (0:12.79)	4.5L			0:37.22 -1
9	10	WANDILLA Corey Sutherland	2	61.4 600m	0:12.00 800m	0:25.23 [7] (0:12.31)	0:12.92 [9] (0:12.92)	7L			0:37.39 +8

Scratched: Victory Flame (#7), Sir Zino (#11)

[] Ranking at each section and finish
 -:-:- No data available at this section
 NA No data available

SCN Saddle cloth number
 DNF Did not finish
 DNT Did not track



Horse/Jockey Name	Sacred Bull
Final Rank	1
Fastest Section Time (Section)	0:11.83 (400m)
Top Speed [km/h] (Section)	61.9 (400m)
Race State	Finished



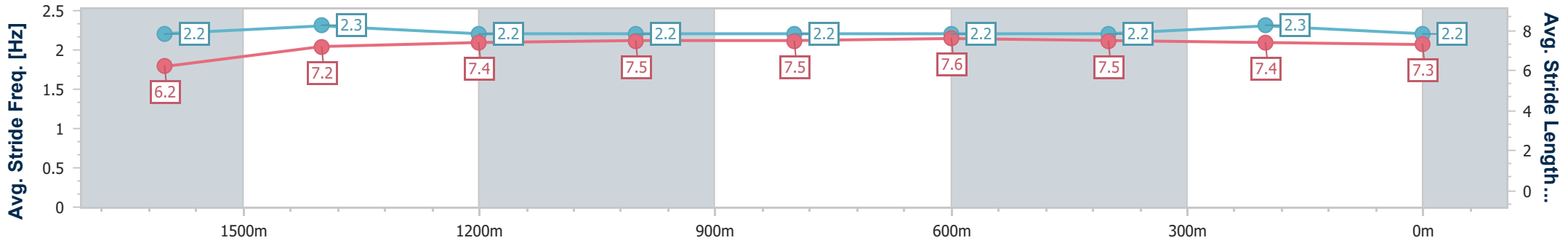
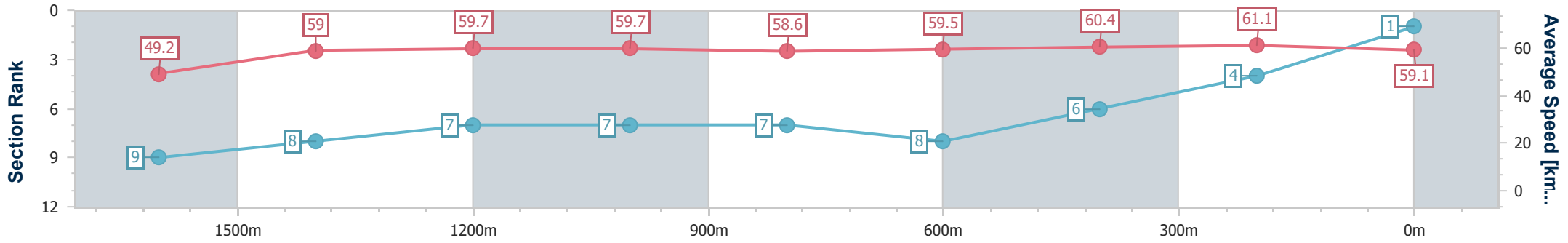
Aquis Park Gold Coast QLD Professional
 Race 2: MOO MOO THE WINE BAR & GRILL Class 1 Plate - 1800m



22 February 2025 - 13:04

Track Rating: Soft 5, Weather: Fine, Rail Position: +9m 900m-400m; +6m Remainder

Section	Overall	1600m	1400m	1200m	1000m	800m	600m	400m	200m				
Section Times	1:51.22 [1] (0:14.66)	1:36.56 [9] (0:12.25)	1:24.31 [8] (0:12.02)	1:12.29 [7] (0:12.05)	1:00.24 [7] (0:12.19)	0:48.05 [7] (0:12.08)	0:35.97 [8] (0:11.94)	0:24.03 [6] (0:11.83)	0:12.20 [4] (0:12.20)				
Average Speed [km/h]	49.2	59.0	59.7	59.7	58.6	59.5	60.4	61.1	59.1				
Top Speed [km/h]	59.9	60.4	60.8	60.5	59.5	60.1	61.2	61.9	60.8				
Avg. Dist. to Rail [m]	3.1	0.7	0.4	0.7	1.6	0.6	1.3	2.4	3.5				
Avg. Stride Freq. [Hz]	2.2	2.3	2.2	2.2	2.2	2.2	2.2	2.3	2.2				
Avg. Stride Length [m]	6.2	7.2	7.4	7.5	7.5	7.6	7.5	7.4	7.3				



- [] Ranking at each section and finish
- .-.- No data available at this section
- NA No data available



Horse/Jockey Name	Guarded Optimist
Final Rank	2
Fastest Section Time (Section)	0:11.83 (400m)
Top Speed [km/h] (Section)	62.2 (800m)
Race State	Finished



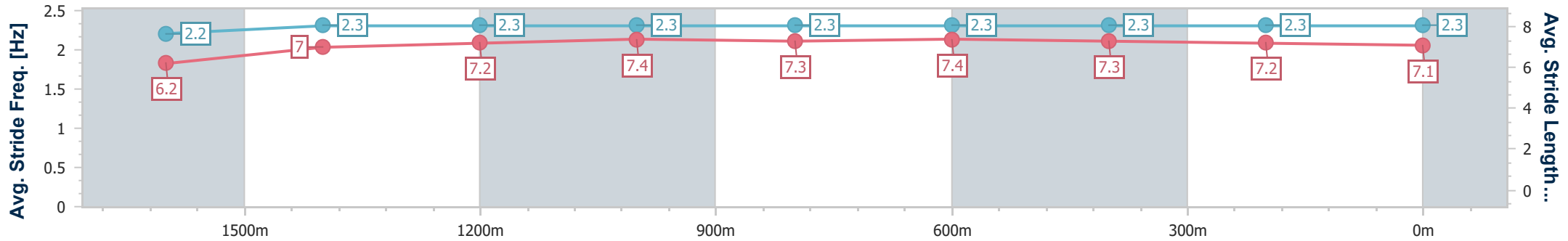
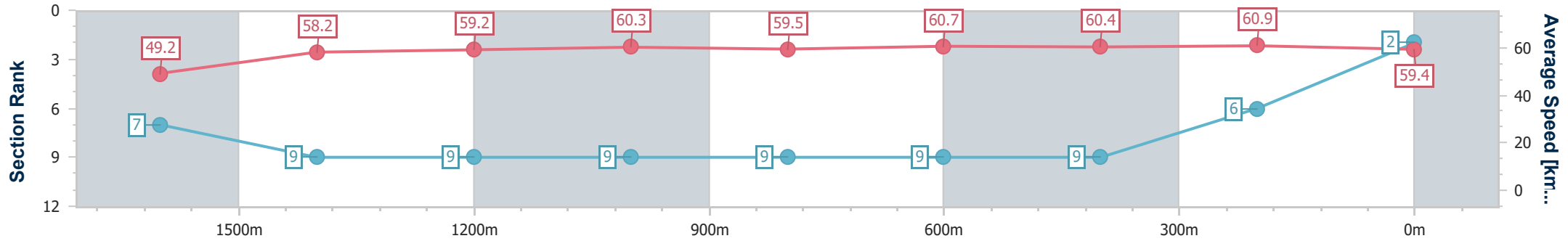
Aquis Park Gold Coast QLD Professional
Race 2: MOO MOO THE WINE BAR & GRILL Class 1 Plate - 1800m



22 February 2025 - 13:04

Track Rating: Soft 5, Weather: Fine, Rail Position: +9m 900m-400m; +6m Remainder

Section	Overall	1600m	1400m	1200m	1000m	800m	600m	400m	200m			
Section Times	1:51.39 [2] (0:14.64)	1:36.75 [7] (0:12.54)	1:24.21 [9] (0:12.19)	1:12.02 [9] (0:11.94)	1:00.08 [9] (0:12.09)	0:47.99 [9] (0:11.91)	0:36.08 [9] (0:12.07)	0:24.01 [9] (0:11.83)	0:12.18 [6] (0:12.18)			
Average Speed [km/h]	49.2	58.2	59.2	60.3	59.5	60.7	60.4	60.9	59.4			
Top Speed [km/h]	59.8	60.0	59.9	60.9	59.9	62.2	60.7	61.7	61.1			
Avg. Dist. to Rail [m]	6.3	2.7	1.7	0.7	1.5	1.3	2.1	3.6	6.1			
Avg. Stride Freq. [Hz]	2.2	2.3	2.3	2.3	2.3	2.3	2.3	2.3	2.3			
Avg. Stride Length [m]	6.2	7.0	7.2	7.4	7.3	7.4	7.3	7.2	7.1			



- [] Ranking at each section and finish
- .-.- No data available at this section
- NA No data available



Horse/Jockey Name	Twinkle Time
Final Rank	3
Fastest Section Time (Section)	0:11.97 (400m)
Top Speed [km/h] (Section)	61.7 (Overall)
Race State	Finished



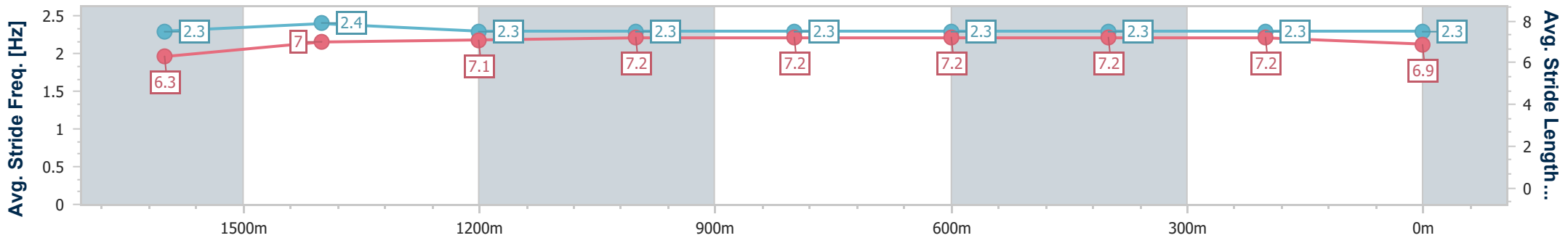
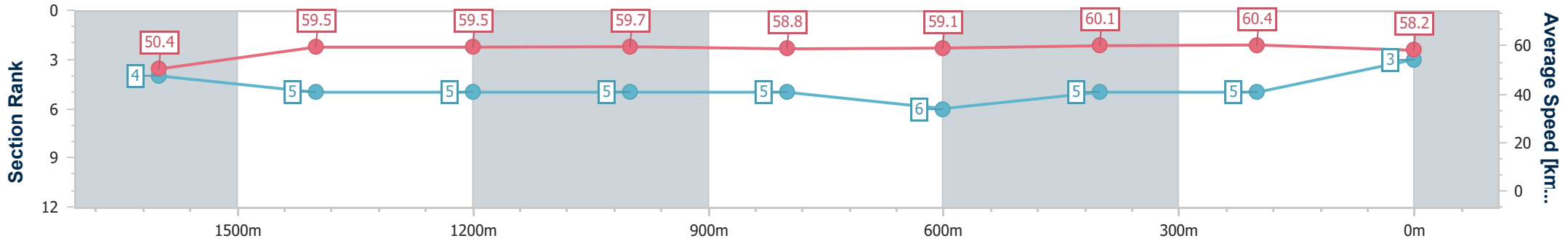
Aquis Park Gold Coast QLD Professional
 Race 2: MOO MOO THE WINE BAR & GRILL Class 1 Plate - 1800m



22 February 2025 - 13:04

Track Rating: Soft 5, Weather: Fine, Rail Position: +9m 900m-400m; +6m Remainder

Section	Overall	1600m	1400m	1200m	1000m	800m	600m	400m	200m			
Section Times	1:51.45 [3] (0:14.31)	1:37.14 [4] (0:12.11)	1:25.03 [5] (0:12.14)	1:12.89 [5] (0:12.07)	1:00.82 [5] (0:12.25)	0:48.57 [5] (0:12.20)	0:36.37 [6] (0:12.01)	0:24.36 [5] (0:11.97)	0:12.39 [5] (0:12.39)			
Average Speed [km/h]	50.4	59.5	59.5	59.7	58.8	59.1	60.1	60.4	58.2			
Top Speed [km/h]	61.7	60.9	60.3	60.7	59.4	60.3	60.9	60.9	60.4			
Avg. Dist. to Rail [m]	3.7	0.7	1.0	1.0	1.4	0.9	1.3	2.4	3.8			
Avg. Stride Freq. [Hz]	2.3	2.4	2.3	2.3	2.3	2.3	2.3	2.3	2.3			
Avg. Stride Length [m]	6.3	7.0	7.1	7.2	7.2	7.2	7.2	7.2	6.9			



- [] Ranking at each section and finish
- .-.- No data available at this section
- NA No data available



Horse/Jockey Name	Aces Up
Final Rank	4
Fastest Section Time (Section)	0:11.80 (1400m)
Top Speed [km/h] (Section)	64.8 (Overall)
Race State	Finished



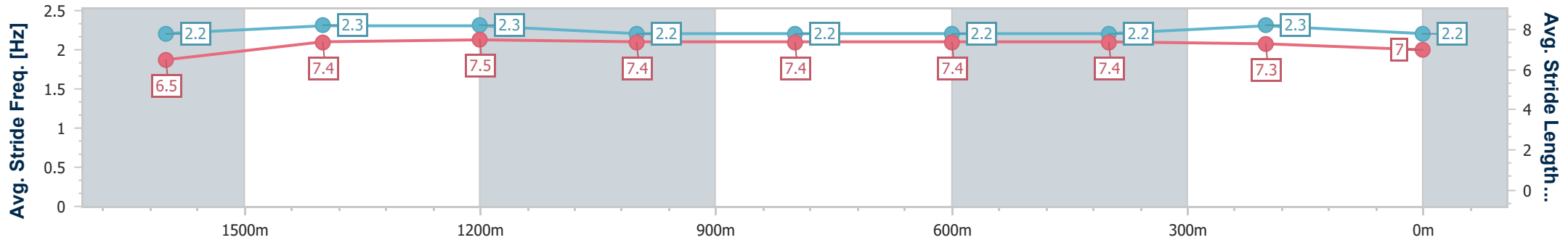
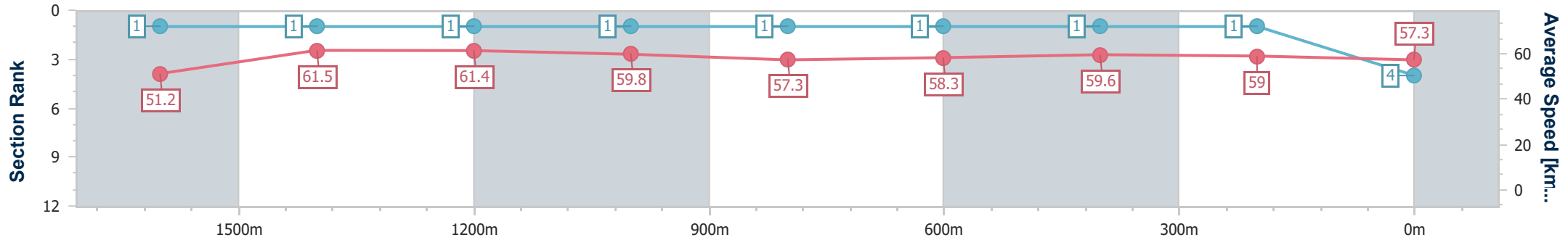
Aquis Park Gold Coast QLD Professional
Race 2: MOO MOO THE WINE BAR & GRILL Class 1 Plate - 1800m



22 February 2025 - 13:04

Track Rating: Soft 5, Weather: Fine, Rail Position: +9m 900m-400m; +6m Remainder

Section	Overall	1600m	1400m	1200m	1000m	800m	600m	400m	200m			
Section Times	1:51.47 [4] (0:14.01)	1:37.46 [1] (0:11.92)	1:25.54 [1] (0:11.80)	1:13.74 [1] (0:12.01)	1:01.73 [1] (0:12.55)	0:49.18 [1] (0:12.31)	0:36.87 [1] (0:12.09)	0:24.78 [1] (0:12.20)	0:12.58 [1] (0:12.58)			
Average Speed [km/h]	51.2	61.5	61.4	59.8	57.3	58.3	59.6	59.0	57.3			
Top Speed [km/h]	64.8	64.5	62.9	61.2	58.7	59.4	60.7	59.3	58.5			
Avg. Dist. to Rail [m]	6.2	2.7	1.7	1.0	1.2	0.5	0.8	0.4	0.7			
Avg. Stride Freq. [Hz]	2.2	2.3	2.3	2.2	2.2	2.2	2.2	2.3	2.2			
Avg. Stride Length [m]	6.5	7.4	7.5	7.4	7.4	7.4	7.4	7.3	7.0			



- [] Ranking at each section and finish
- .-.- No data available at this section
- NA No data available



Horse/Jockey Name	Lasqueti Boom
Final Rank	5
Fastest Section Time (Section)	0:11.95 (600m)
Top Speed [km/h] (Section)	61.2 (400m)
Race State	Finished



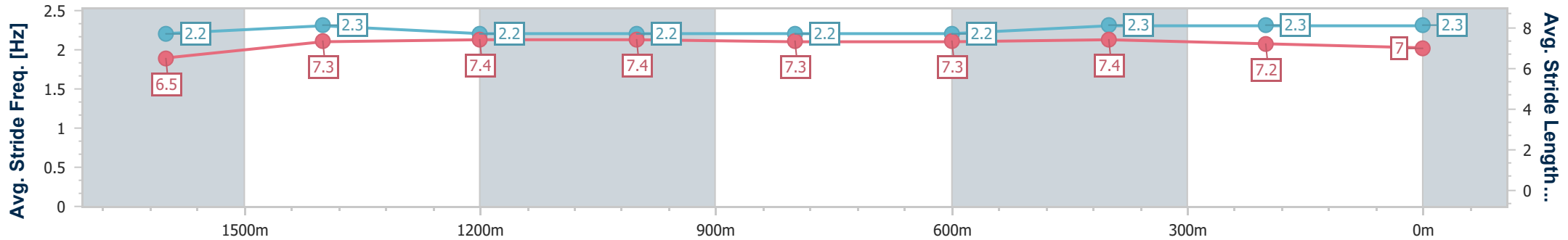
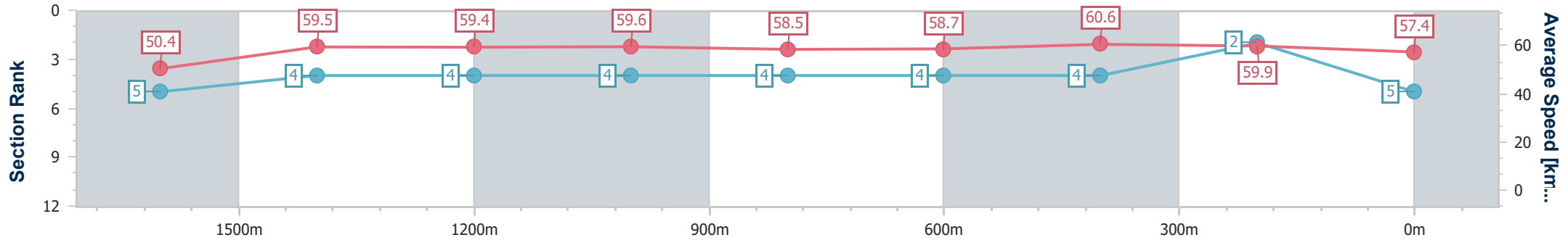
Aquis Park Gold Coast QLD Professional
Race 2: MOO MOO THE WINE BAR & GRILL Class 1 Plate - 1800m



22 February 2025 - 13:04

Track Rating: Soft 5, Weather: Fine, Rail Position: +9m 900m-400m; +6m Remainder

Section	Overall	1600m	1400m	1200m	1000m	800m	600m	400m	200m			
Section Times	1:51.53 [5] (0:14.33)	1:37.20 [5] (0:11.99)	1:25.21 [4] (0:12.12)	1:13.09 [4] (0:12.08)	1:01.01 [4] (0:12.25)	0:48.76 [4] (0:12.22)	0:36.54 [4] (0:11.95)	0:24.59 [4] (0:12.00)	0:12.59 [2] (0:12.59)			
Average Speed [km/h]	50.4	59.5	59.4	59.6	58.5	58.7	60.6	59.9	57.4			
Top Speed [km/h]	61.0	60.9	59.7	60.3	59.3	60.3	61.1	61.2	58.7			
Avg. Dist. to Rail [m]	0.6	0.7	0.3	0.4	1.4	0.4	1.1	0.5	0.6			
Avg. Stride Freq. [Hz]	2.2	2.3	2.2	2.2	2.2	2.2	2.3	2.3	2.3			
Avg. Stride Length [m]	6.5	7.3	7.4	7.4	7.3	7.3	7.4	7.2	7.0			



- [] Ranking at each section and finish
- .-.- No data available at this section
- NA No data available



Horse/Jockey Name	Biker
Final Rank	6
Fastest Section Time (Section)	0:11.90 (800m)
Top Speed [km/h] (Section)	62.5 (800m)
Race State	Finished



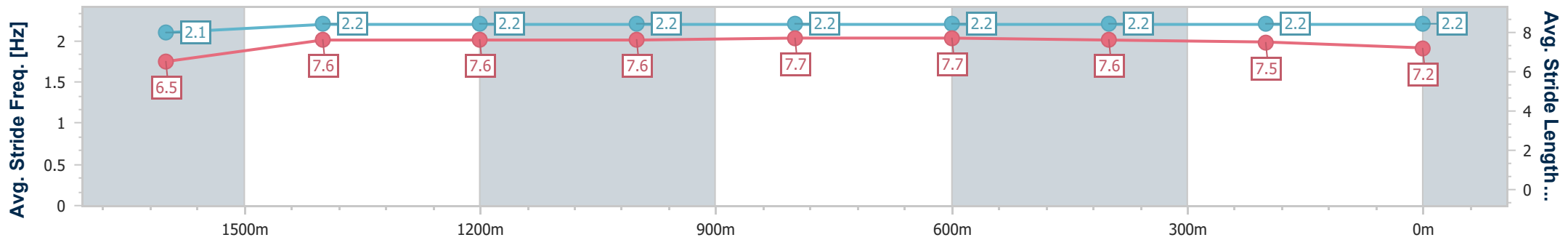
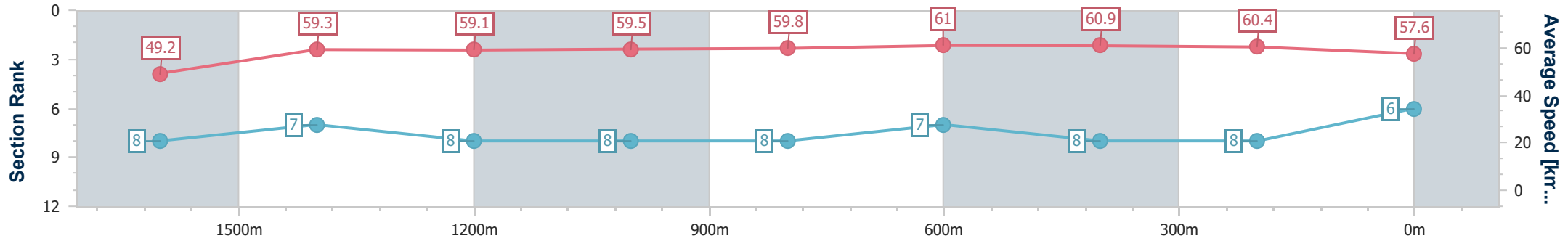
Aquis Park Gold Coast QLD Professional
 Race 2: MOO MOO THE WINE BAR & GRILL Class 1 Plate - 1800m



22 February 2025 - 13:04

Track Rating: Soft 5, Weather: Fine, Rail Position: +9m 900m-400m; +6m Remainder

Section	Overall	1600m	1400m	1200m	1000m	800m	600m	400m	200m			
Section Times	1:51.75 [6] (0:14.64)	1:37.11 [8] (0:12.26)	1:24.85 [7] (0:12.23)	1:12.62 [8] (0:12.08)	1:00.54 [8] (0:12.11)	0:48.43 [8] (0:11.90)	0:36.53 [7] (0:12.03)	0:24.50 [8] (0:12.00)	0:12.50 [8] (0:12.50)			
Average Speed [km/h]	49.2	59.3	59.1	59.5	59.8	61.0	60.9	60.4	57.6			
Top Speed [km/h]	60.2	60.7	59.8	60.6	60.6	62.5	61.5	61.0	60.0			
Avg. Dist. to Rail [m]	5.0	1.8	1.9	1.7	1.5	1.9	3.5	6.1	7.3			
Avg. Stride Freq. [Hz]	2.1	2.2	2.2	2.2	2.2	2.2	2.2	2.2	2.2			
Avg. Stride Length [m]	6.5	7.6	7.6	7.6	7.7	7.7	7.6	7.5	7.2			



- [] Ranking at each section and finish
- .-.- No data available at this section
- NA No data available



Horse/Jockey Name	Tuqiri
Final Rank	7
Fastest Section Time (Section)	0:12.03 (1400m)
Top Speed [km/h] (Section)	62.0 (600m)
Race State	Finished



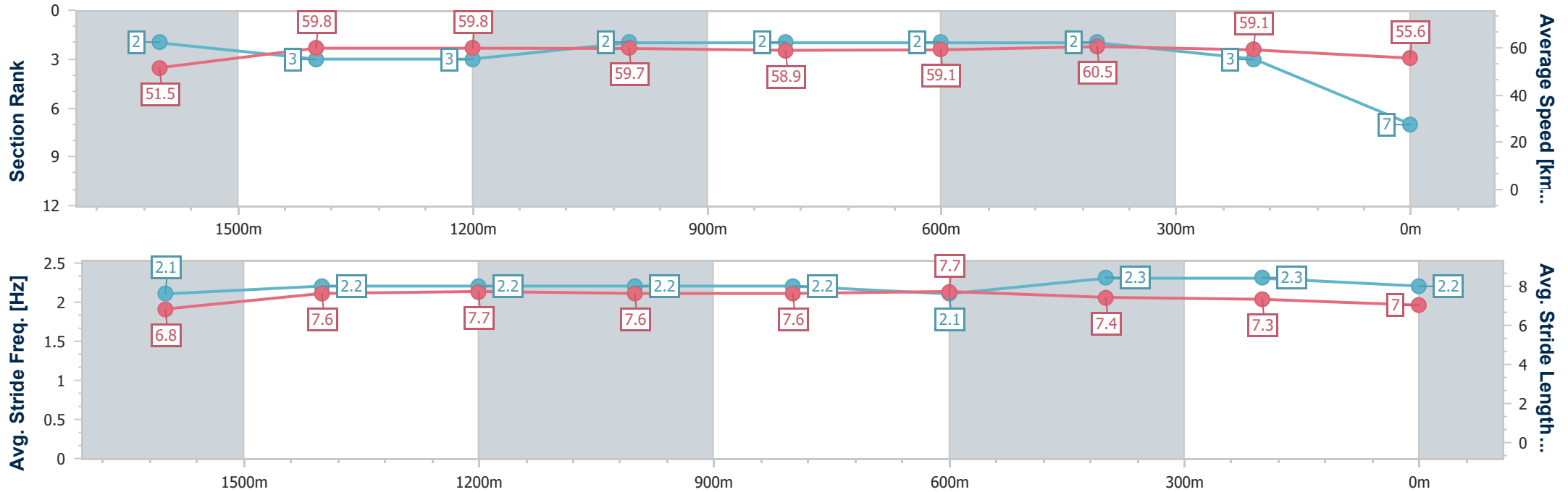
Aquis Park Gold Coast QLD Professional
Race 2: MOO MOO THE WINE BAR & GRILL Class 1 Plate - 1800m



22 February 2025 - 13:04

Track Rating: Soft 5, Weather: Fine, Rail Position: +9m 900m-400m; +6m Remainder

Section	Overall	1600m	1400m	1200m	1000m	800m	600m	400m	200m			
Section Times	1:51.89 [7] (0:14.03)	1:37.86 [2] (0:12.10)	1:25.76 [3] (0:12.03)	1:13.73 [3] (0:12.07)	1:01.66 [2] (0:12.25)	0:49.41 [2] (0:12.23)	0:37.18 [2] (0:12.03)	0:25.15 [2] (0:12.21)	0:12.94 [3] (0:12.94)			
Average Speed [km/h]	51.5	59.8	59.8	59.7	58.9	59.1	60.5	59.1	55.6			
Top Speed [km/h]	61.8	61.2	60.3	61.0	59.2	59.8	62.0	60.2	58.2			
Avg. Dist. to Rail [m]	3.7	1.1	0.8	1.2	1.4	1.0	2.1	1.6	1.0			
Avg. Stride Freq. [Hz]	2.1	2.2	2.2	2.2	2.2	2.1	2.3	2.3	2.2			
Avg. Stride Length [m]	6.8	7.6	7.7	7.6	7.6	7.7	7.4	7.3	7.0			



- [] Ranking at each section and finish
- .-.- No data available at this section
- NA No data available



Horse/Jockey Name	The Khan
Final Rank	8
Fastest Section Time (Section)	0:11.98 (1600m)
Top Speed [km/h] (Section)	61.2 (Overall)
Race State	Finished



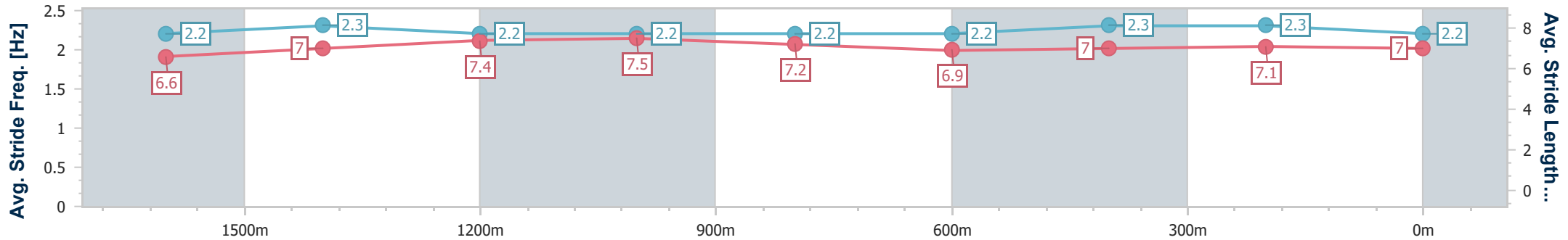
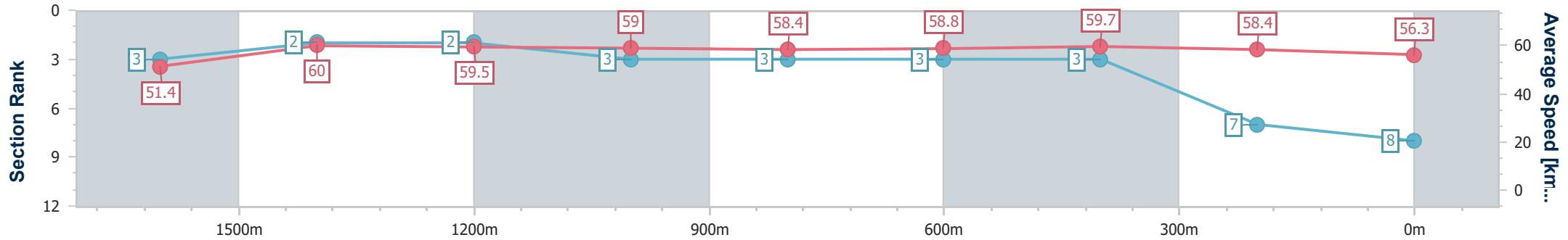
Aquis Park Gold Coast QLD Professional
Race 2: MOO MOO THE WINE BAR & GRILL Class 1 Plate - 1800m



22 February 2025 - 13:04

Track Rating: Soft 5, Weather: Fine, Rail Position: +9m 900m-400m; +6m Remainder

Section	Overall	1600m	1400m	1200m	1000m	800m	600m	400m	200m			
Section Times	1:52.03 [8] (0:14.05)	1:37.98 [3] (0:11.98)	1:26.00 [2] (0:12.13)	1:13.87 [2] (0:12.17)	1:01.70 [3] (0:12.24)	0:49.46 [3] (0:12.24)	0:37.22 [3] (0:12.09)	0:25.13 [3] (0:12.34)	0:12.79 [7] (0:12.79)			
Average Speed [km/h]	51.4	60.0	59.5	59.0	58.4	58.8	59.7	58.4	56.3			
Top Speed [km/h]	61.2	61.1	60.0	60.1	59.1	59.7	60.2	58.8	57.6			
Avg. Dist. to Rail [m]	2.6	0.8	0.2	0.4	1.5	0.6	1.3	0.8	2.5			
Avg. Stride Freq. [Hz]	2.2	2.3	2.2	2.2	2.2	2.2	2.3	2.3	2.2			
Avg. Stride Length [m]	6.6	7.0	7.4	7.5	7.2	6.9	7.0	7.1	7.0			



- [] Ranking at each section and finish
- .-.- No data available at this section
- NA No data available



Horse/Jockey Name	Wandilla
Final Rank	9
Fastest Section Time (Section)	0:12.00 (800m)
Top Speed [km/h] (Section)	61.4 (600m)
Race State	Finished



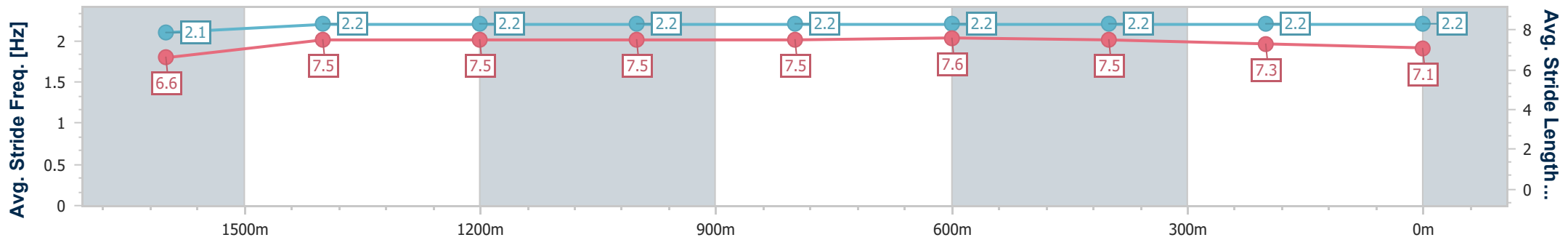
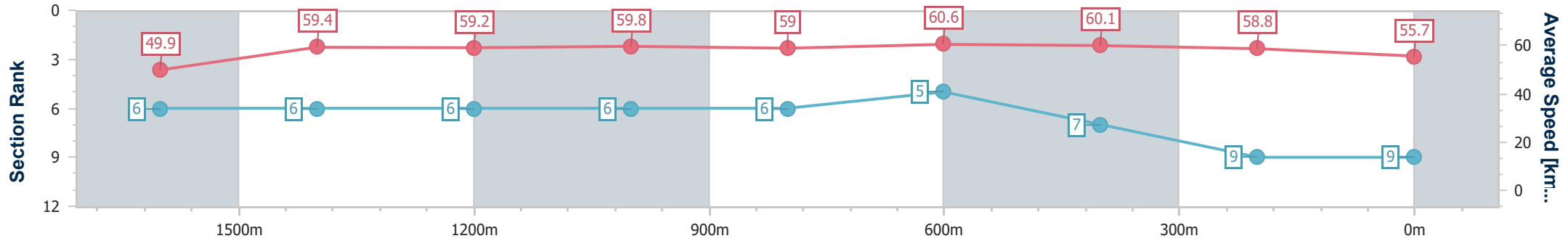
Aquis Park Gold Coast QLD Professional
Race 2: MOO MOO THE WINE BAR & GRILL Class 1 Plate - 1800m



22 February 2025 - 13:04

Track Rating: Soft 5, Weather: Fine, Rail Position: +9m 900m-400m; +6m Remainder

Section	Overall	1600m	1400m	1200m	1000m	800m	600m	400m	200m			
Section Times	1:52.46 [9] (0:14.42)	1:38.04 [6] (0:12.27)	1:25.77 [6] (0:12.17)	1:13.60 [6] (0:12.04)	1:01.56 [6] (0:12.17)	0:49.39 [6] (0:12.00)	0:37.39 [5] (0:12.16)	0:25.23 [7] (0:12.31)	0:12.92 [9] (0:12.92)			
Average Speed [km/h]	49.9	59.4	59.2	59.8	59.0	60.6	60.1	58.8	55.7			
Top Speed [km/h]	60.0	60.4	60.4	60.5	59.7	61.0	61.4	59.7	57.4			
Avg. Dist. to Rail [m]	2.4	1.5	1.3	1.2	1.5	1.8	3.3	4.8	5.8			
Avg. Stride Freq. [Hz]	2.1	2.2	2.2	2.2	2.2	2.2	2.2	2.2	2.2			
Avg. Stride Length [m]	6.6	7.5	7.5	7.5	7.5	7.6	7.5	7.3	7.1			



- [] Ranking at each section and finish
- .-.- No data available at this section
- NA No data available

Aquis Park Gold Coast QLD Professional

Race 3: THE GENNARI GROUP Class 4 Handicap - 1800m

22 February 2025 - 13:39

Track Rating: Soft 5, Weather: Fine, Rail Position: +9m 900m-400m; +6m Remainder

Section														
Field Times	Overall	1600m	1400m	1200m	1000m	800m	600m	Last 600m						
	1:50.97 (0:13.98)	1:36.99 (0:12.58)	1:24.41 (0:12.43)	1:11.98 (0:12.41)	0:59.57 (0:12.23)	0:47.34 (0:11.78)	0:35.56 (0:11.59)	0:35.56						
Rank	TAB	Horse/Jockey	Barrier	Top Speed [km/h]	Fastest Section	Overall	1600m	1400m	1200m	1000m	800m	600m	Last 600m	Distance Travelled [m]
1	9	ARCHERS REIGN Georgina Cartwright	1	63.0 600m	0:11.59 600m	1:50.97 [1] (0:14.09)	1:36.88 [2] (0:12.47)	1:24.41 [1] (0:12.43)	1:11.98 [1] (0:12.41)	0:59.57 [1] (0:12.23)	0:47.34 [1] (0:11.78)	0:35.56 [1] (0:11.59)	0:35.56	
2	4	SMART ACTION Elione Chaves	3	63.2 600m	0:11.56 600m	1:51.18 [2] (0:14.38)	1:36.80 [3] (0:12.37)	1:24.43 [3] (0:12.45)	1:11.98 [3] (0:12.44)	0:59.54 [3] (0:12.25)	0:47.29 [3] (0:11.77)	0:35.52 [3] (0:11.56)	0:35.52	+0
3	1	SHARP DAZZLER Chelsea Baker	4	63.1 400m	0:11.62 400m	1:51.30 [3] (0:14.88)	1:36.42 [7] (0:12.29)	1:24.13 [6] (0:12.40)	1:11.73 [6] (0:12.41)	0:59.32 [6] (0:12.29)	0:47.03 [7] (0:11.76)	0:35.27 [7] (0:11.76)	0:35.27	+5
4	7	GOOGAZ Colleen Krahnen	7	62.5 600m	0:11.75 600m	1:51.46 [4] (0:13.98)	1:37.48 [1] (0:12.61)	1:24.87 [2] (0:12.51)	1:12.36 [2] (0:12.39)	0:59.97 [2] (0:12.26)	0:47.71 [2] (0:11.76)	0:35.95 [2] (0:11.75)	0:35.95	+7
5	3	SARSEN Amy Graham	2	62.8 600m	0:11.70 600m	1:51.54 [5] (0:14.56)	1:36.98 [4] (0:12.36)	1:24.62 [5] (0:12.46)	1:12.16 [5] (0:12.49)	0:59.67 [5] (0:12.24)	0:47.43 [6] (0:11.85)	0:35.58 [6] (0:11.70)	0:35.58	+3
6	2	GRIPPING Corey Sutherland	6	62.8 600m	0:11.70 800m	1:51.59 [6] (0:14.77)	1:36.82 [6] (0:12.41)	1:24.41 [7] (0:12.42)	1:11.99 [7] (0:12.40)	0:59.59 [7] (0:12.09)	0:47.50 [5] (0:11.70)	0:35.80 [5] (0:11.77)	0:35.80	+11
7	5	THE CLAIMANT Jace McMurray	5	62.3 600m	0:11.80 400m	1:51.69 [7] (0:14.61)	1:37.08 [5] (0:12.28)	1:24.80 [4] (0:12.40)	1:12.40 [4] (0:12.44)	0:59.96 [4] (0:12.20)	0:47.76 [4] (0:11.82)	0:35.94 [4] (0:11.83)	0:35.94	+9

Scratched: Disputed River (#6), Gregarious (#8)



Aquis Park Gold Coast QLD Professional
Race 3: THE GENNARI GROUP Class 4 Handicap - 1800m
22 February 2025 - 13:39



Track Rating: Soft 5, Weather: Fine, Rail Position: +9m 900m-400m; +6m Remainder

Section				400m	200m			Last 600m			
Field Times				0:23.97 (0:11.71)	0:12.26 (0:12.26)			0:35.56			
Rank	TAB	Horse/Jockey	Barrier	Top Speed [km/h]	Fastest Section	Margin				Distance Travelled [m]	
1	9	ARCHERS REIGN Georgina Cartwright	1	63.0 600m	0:11.59 600m	0:23.97 [1] (0:11.71)	0:12.26 [1] (0:12.26)	1:50.97		0:35.56	
2	4	SMART ACTION Elione Chaves	3	63.2 600m	0:11.56 600m	0:23.96 [2] (0:11.60)	0:12.36 [2] (0:12.36)	1L		0:35.52	+0
3	1	SHARP DAZZLER Chelsea Baker	4	63.1 400m	0:11.62 400m	0:23.51 [7] (0:11.62)	0:11.89 [7] (0:11.89)	1.5L		0:35.27	+5
4	7	GOOGAZ Colleen Krahn	7	62.5 600m	0:11.75 600m	0:24.20 [3] (0:11.91)	0:12.29 [3] (0:12.29)	2.3L		0:35.95	+7
5	3	SARSEN Amy Graham	2	62.8 600m	0:11.70 600m	0:23.88 [6] (0:11.74)	0:12.14 [5] (0:12.14)	2.7L		0:35.58	+3
6	2	GRIPPING Corey Sutherland	6	62.8 600m	0:11.70 800m	0:24.03 [4] (0:11.84)	0:12.19 [6] (0:12.19)	2.9L		0:35.80	+11
7	5	THE CLAIMANT Jace McMurray	5	62.3 600m	0:11.80 400m	0:24.11 [5] (0:11.80)	0:12.31 [4] (0:12.31)	3.4L		0:35.94	+9

Scratched: Disputed River (#6), Gregarious (#8)

[] Ranking at each section and finish
 -:-:-:- No data available at this section
 NA No data available

SCN Saddle cloth number
 DNF Did not finish
 DNT Did not track



Horse/Jockey Name	Archers Reign
Final Rank	1
Fastest Section Time (Section)	0:11.59 (600m)
Top Speed [km/h] (Section)	63.0 (600m)
Race State	Finished



Aquis Park Gold Coast QLD Professional

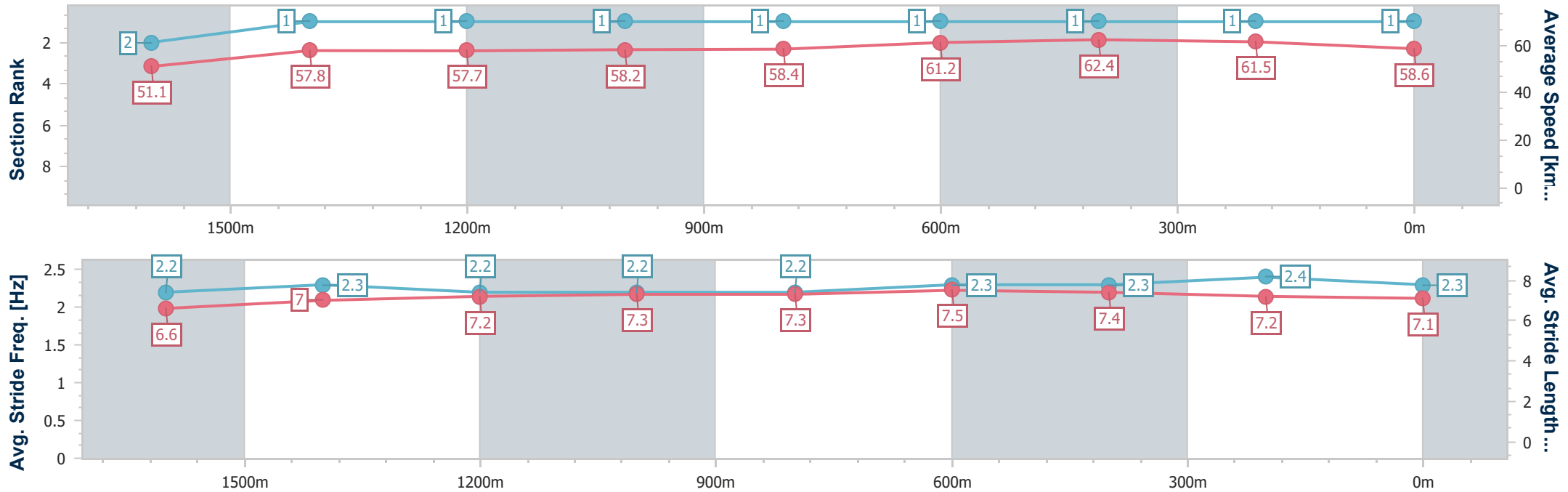
Race 3: THE GENNARI GROUP Class 4 Handicap - 1800m



22 February 2025 - 13:39

Track Rating: Soft 5, Weather: Fine, Rail Position: +9m 900m-400m; +6m Remainder

Section	Overall	1600m	1400m	1200m	1000m	800m	600m	400m	200m				
Section Times	1:50.97 [1] (0:14.09)	1:36.88 [2] (0:12.47)	1:24.41 [1] (0:12.43)	1:11.98 [1] (0:12.41)	0:59.57 [1] (0:12.23)	0:47.34 [1] (0:11.78)	0:35.56 [1] (0:11.59)	0:23.97 [1] (0:11.71)	0:12.26 [1] (0:12.26)				
Average Speed [km/h]	51.1	57.8	57.7	58.2	58.4	61.2	62.4	61.5	58.6				
Top Speed [km/h]	61.2	60.3	58.6	58.7	60.0	62.7	63.0	62.2	60.4				
Avg. Dist. to Rail [m]	0.6	0.8	0.3	0.3	1.3	0.5	1.2	1.2	1.6				
Avg. Stride Freq. [Hz]	2.2	2.3	2.2	2.2	2.2	2.3	2.3	2.4	2.3				
Avg. Stride Length [m]	6.6	7.0	7.2	7.3	7.3	7.5	7.4	7.2	7.1				



- [] Ranking at each section and finish
- .-.- No data available at this section
- NA No data available



Horse/Jockey Name	Smart Action
Final Rank	2
Fastest Section Time (Section)	0:11.56 (600m)
Top Speed [km/h] (Section)	63.2 (600m)
Race State	Finished



Aquis Park Gold Coast QLD Professional

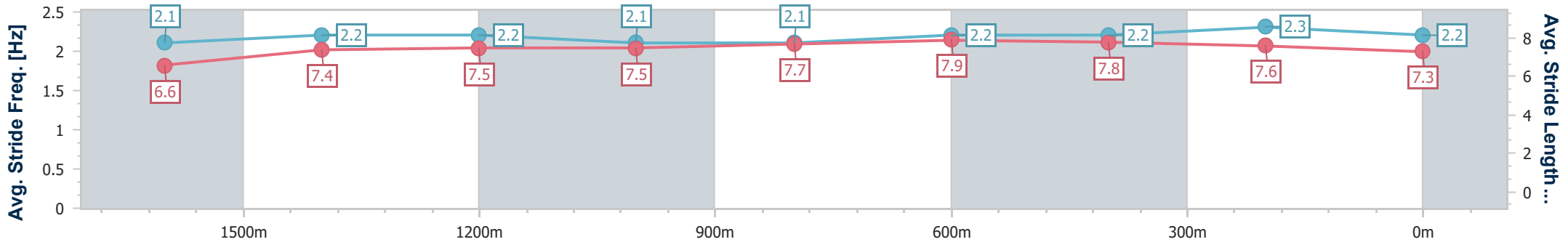
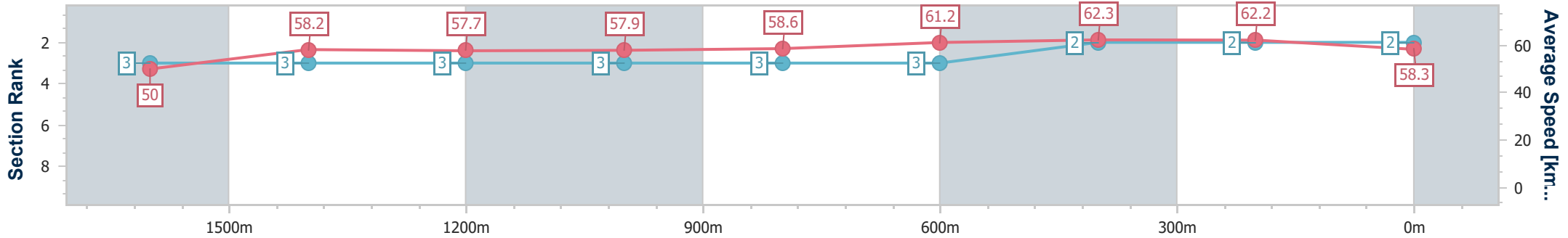
Race 3: THE GENNARI GROUP Class 4 Handicap - 1800m



22 February 2025 - 13:39

Track Rating: Soft 5, Weather: Fine, Rail Position: +9m 900m-400m; +6m Remainder

Section	Overall	1600m	1400m	1200m	1000m	800m	600m	400m	200m				
Section Times	1:51.18 [2] (0:14.38)	1:36.80 [3] (0:12.37)	1:24.43 [3] (0:12.45)	1:11.98 [3] (0:12.44)	0:59.54 [3] (0:12.25)	0:47.29 [3] (0:11.77)	0:35.52 [3] (0:11.56)	0:23.96 [2] (0:11.60)	0:12.36 [2] (0:12.36)				
Average Speed [km/h]	50.0	58.2	57.7	57.9	58.6	61.2	62.3	62.2	58.3				
Top Speed [km/h]	60.6	59.9	58.5	58.2	59.8	62.2	63.2	63.0	60.7				
Avg. Dist. to Rail [m]	1.5	0.7	0.3	0.6	1.4	0.4	1.1	2.6	3.7				
Avg. Stride Freq. [Hz]	2.1	2.2	2.2	2.1	2.1	2.2	2.2	2.3	2.2				
Avg. Stride Length [m]	6.6	7.4	7.5	7.5	7.7	7.9	7.8	7.6	7.3				



- [] Ranking at each section and finish
- .-.-.- No data available at this section
- NA No data available



Horse/Jockey Name	Sharp Dazzler
Final Rank	3
Fastest Section Time (Section)	0:11.62 (400m)
Top Speed [km/h] (Section)	63.1 (400m)
Race State	Finished



Aquis Park Gold Coast QLD Professional

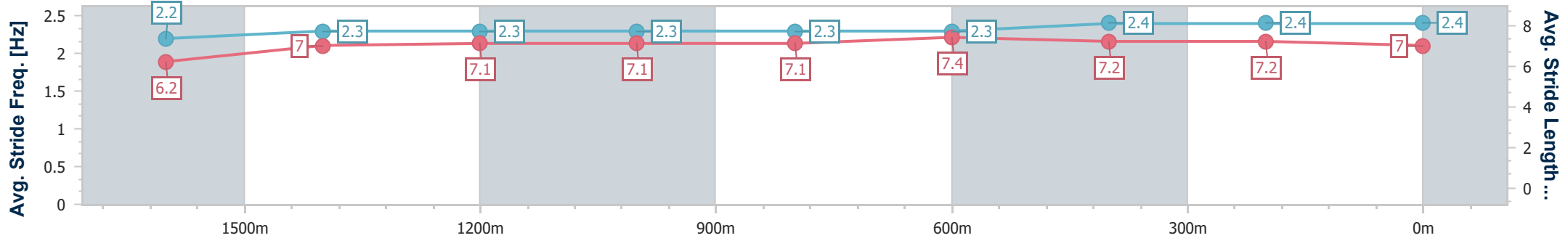
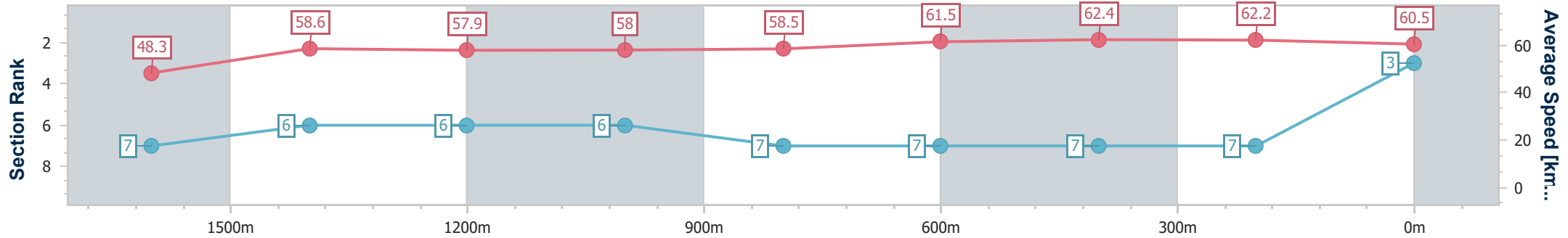
Race 3: THE GENNARI GROUP Class 4 Handicap - 1800m



22 February 2025 - 13:39

Track Rating: Soft 5, Weather: Fine, Rail Position: +9m 900m-400m; +6m Remainder

Section	Overall	1600m	1400m	1200m	1000m	800m	600m	400m	200m				
Section Times	1:51.30 [3] (0:14.88)	1:36.42 [7] (0:12.29)	1:24.13 [6] (0:12.40)	1:11.73 [6] (0:12.41)	0:59.32 [6] (0:12.29)	0:47.03 [7] (0:11.76)	0:35.27 [7] (0:11.76)	0:23.51 [7] (0:11.62)	0:11.89 [7] (0:11.89)				
Average Speed [km/h]	48.3	58.6	57.9	58.0	58.5	61.5	62.4	62.2	60.5				
Top Speed [km/h]	58.4	59.7	59.2	58.9	61.3	62.5	62.8	63.1	62.1				
Avg. Dist. to Rail [m]	2.2	0.6	0.3	0.7	1.9	1.5	3.3	5.8	6.7				
Avg. Stride Freq. [Hz]	2.2	2.3	2.3	2.3	2.3	2.3	2.4	2.4	2.4				
Avg. Stride Length [m]	6.2	7.0	7.1	7.1	7.1	7.4	7.2	7.2	7.0				



- [] Ranking at each section and finish
- .-.- No data available at this section
- NA No data available



Horse/Jockey Name	Googaz
Final Rank	4
Fastest Section Time (Section)	0:11.75 (600m)
Top Speed [km/h] (Section)	62.5 (600m)
Race State	Finished



Aquis Park Gold Coast QLD Professional

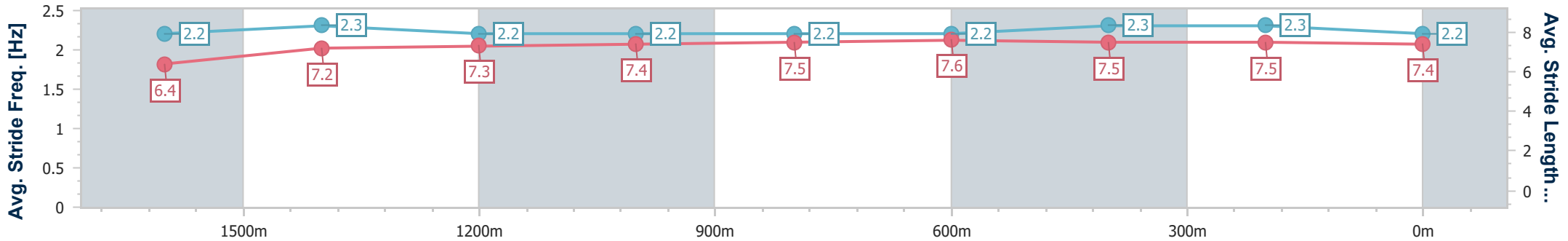
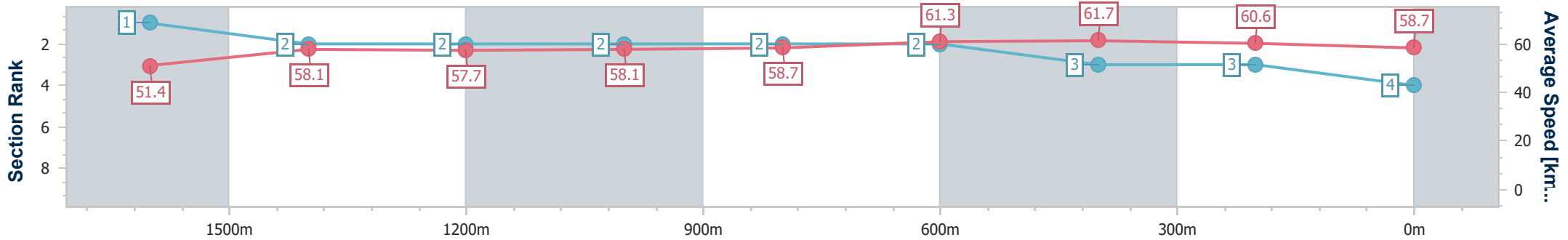
Race 3: THE GENNARI GROUP Class 4 Handicap - 1800m



22 February 2025 - 13:39

Track Rating: Soft 5, Weather: Fine, Rail Position: +9m 900m-400m; +6m Remainder

Section	Overall	1600m	1400m	1200m	1000m	800m	600m	400m	200m				
Section Times	1:51.46 [4] (0:13.98)	1:37.48 [1] (0:12.61)	1:24.87 [2] (0:12.51)	1:12.36 [2] (0:12.39)	0:59.97 [2] (0:12.26)	0:47.71 [2] (0:11.76)	0:35.95 [2] (0:11.75)	0:24.20 [3] (0:11.91)	0:12.29 [3] (0:12.29)				
Average Speed [km/h]	51.4	58.1	57.7	58.1	58.7	61.3	61.7	60.6	58.7				
Top Speed [km/h]	61.3	60.4	58.7	58.9	59.7	62.0	62.5	61.0	60.0				
Avg. Dist. to Rail [m]	4.0	2.3	2.2	1.9	1.2	0.6	1.9	3.5	3.6				
Avg. Stride Freq. [Hz]	2.2	2.3	2.2	2.2	2.2	2.2	2.3	2.3	2.2				
Avg. Stride Length [m]	6.4	7.2	7.3	7.4	7.5	7.6	7.5	7.5	7.4				



- [] Ranking at each section and finish
- .-.-.- No data available at this section
- NA No data available



Horse/Jockey Name	Sarsen
Final Rank	5
Fastest Section Time (Section)	0:11.70 (600m)
Top Speed [km/h] (Section)	62.8 (600m)
Race State	Finished

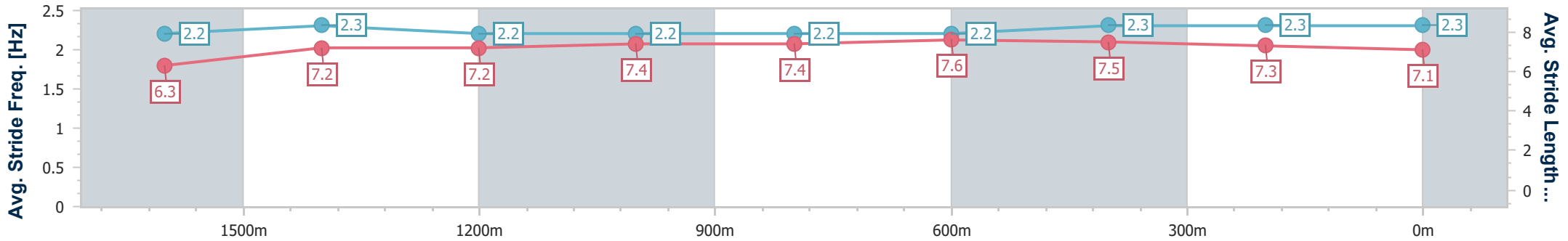
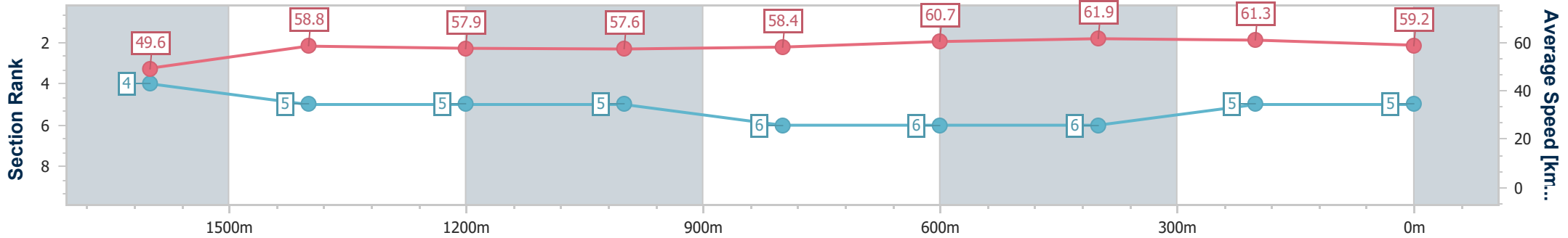


Aquis Park Gold Coast QLD Professional
 Race 3: THE GENNARI GROUP Class 4 Handicap - 1800m



22 February 2025 - 13:39
 Track Rating: Soft 5, Weather: Fine, Rail Position: +9m 900m-400m;
 +6m Remainder

Section	Overall	1600m	1400m	1200m	1000m	800m	600m	400m	200m			
Section Times	1:51.54 [5] (0:14.56)	1:36.98 [4] (0:12.36)	1:24.62 [5] (0:12.46)	1:12.16 [5] (0:12.49)	0:59.67 [5] (0:12.24)	0:47.43 [6] (0:11.85)	0:35.58 [6] (0:11.70)	0:23.88 [6] (0:11.74)	0:12.14 [5] (0:12.14)			
Average Speed [km/h]	49.6	58.8	57.9	57.6	58.4	60.7	61.9	61.3	59.2			
Top Speed [km/h]	60.4	60.4	58.8	58.2	60.4	61.6	62.8	61.9	61.1			
Avg. Dist. to Rail [m]	1.4	1.7	1.8	1.6	1.2	0.4	1.1	0.7	1.4			
Avg. Stride Freq. [Hz]	2.2	2.3	2.2	2.2	2.2	2.2	2.3	2.3	2.3			
Avg. Stride Length [m]	6.3	7.2	7.2	7.4	7.4	7.6	7.5	7.3	7.1			



- [] Ranking at each section and finish
- .-.- No data available at this section
- NA No data available



Horse/Jockey Name	Gripping
Final Rank	6
Fastest Section Time (Section)	0:11.70 (800m)
Top Speed [km/h] (Section)	62.8 (600m)
Race State	Finished



Aquis Park Gold Coast QLD Professional

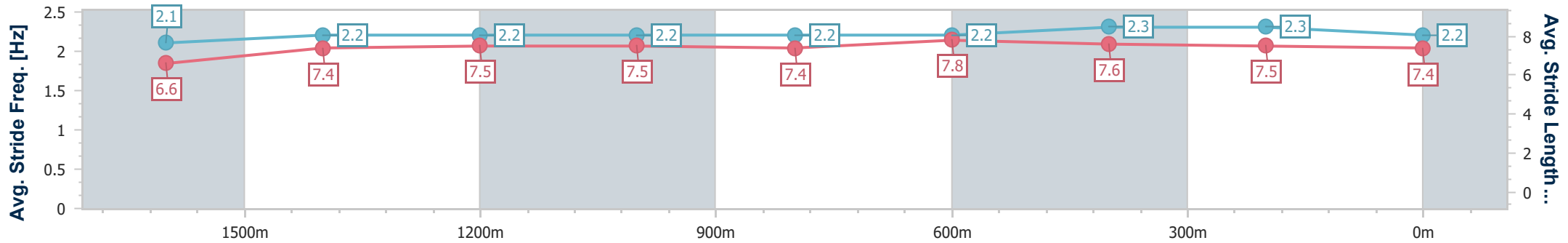
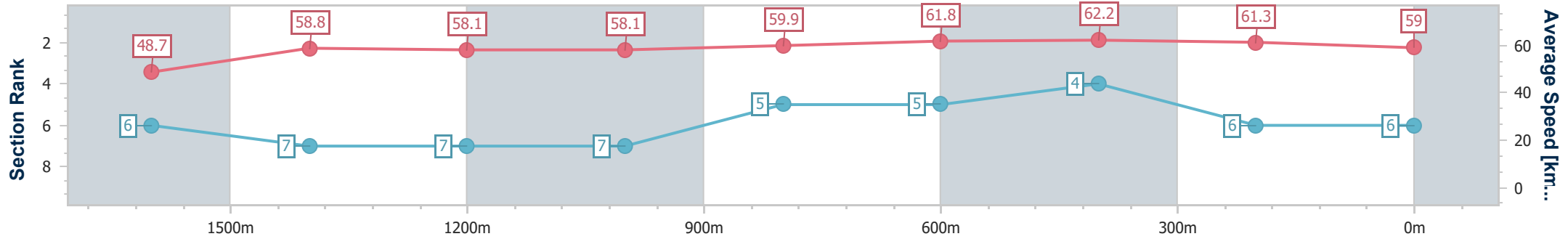
Race 3: THE GENNARI GROUP Class 4 Handicap - 1800m



22 February 2025 - 13:39

Track Rating: Soft 5, Weather: Fine, Rail Position: +9m 900m-400m; +6m Remainder

Section	Overall	1600m	1400m	1200m	1000m	800m	600m	400m	200m				
Section Times	1:51.59 [6] (0:14.77)	1:36.82 [6] (0:12.41)	1:24.41 [7] (0:12.42)	1:11.99 [7] (0:12.40)	0:59.59 [7] (0:12.09)	0:47.50 [5] (0:11.70)	0:35.80 [5] (0:11.77)	0:24.03 [4] (0:11.84)	0:12.19 [6] (0:12.19)				
Average Speed [km/h]	48.7	58.8	58.1	58.1	59.9	61.8	62.2	61.3	59.0				
Top Speed [km/h]	58.5	59.6	60.0	59.2	61.9	62.6	62.8	62.1	61.1				
Avg. Dist. to Rail [m]	4.8	1.8	1.7	2.3	1.7	1.8	3.2	5.4	5.9				
Avg. Stride Freq. [Hz]	2.1	2.2	2.2	2.2	2.2	2.2	2.3	2.3	2.2				
Avg. Stride Length [m]	6.6	7.4	7.5	7.5	7.4	7.8	7.6	7.5	7.4				



- [] Ranking at each section and finish
- .-.- No data available at this section
- NA No data available



Horse/Jockey Name	The Claimant
Final Rank	7
Fastest Section Time (Section)	0:11.80 (400m)
Top Speed [km/h] (Section)	62.3 (600m)
Race State	Finished



Aquis Park Gold Coast QLD Professional

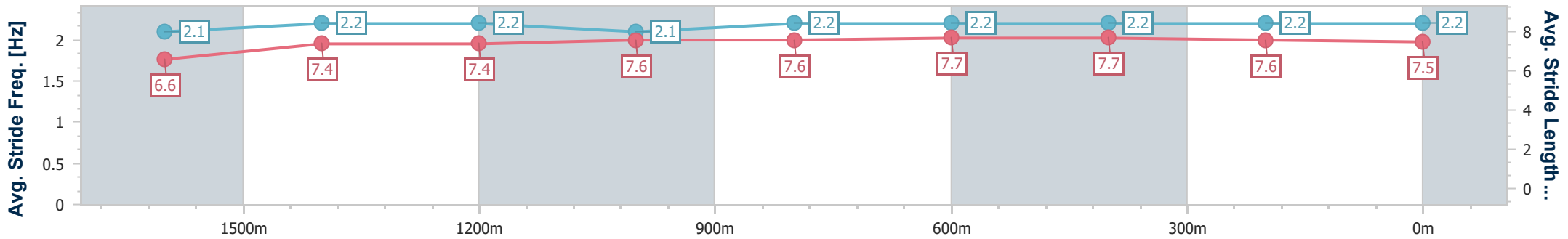
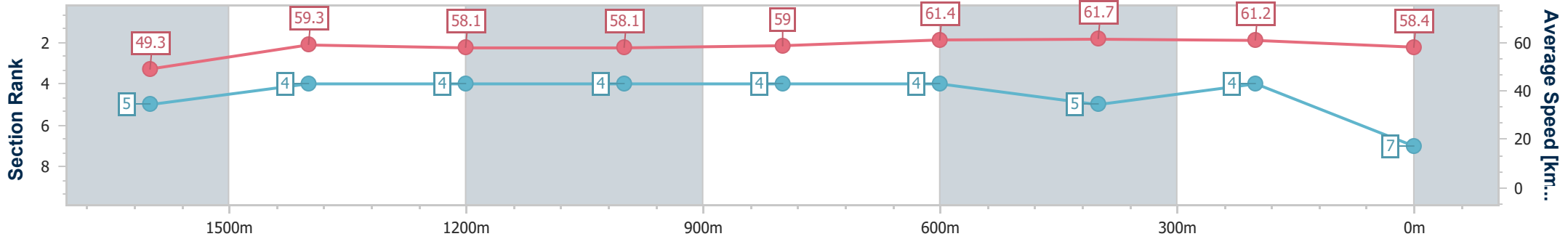
Race 3: THE GENNARI GROUP Class 4 Handicap - 1800m



22 February 2025 - 13:39

Track Rating: Soft 5, Weather: Fine, Rail Position: +9m 900m-400m; +6m Remainder

Section	Overall	1600m	1400m	1200m	1000m	800m	600m	400m	200m				
Section Times	1:51.69 [7] (0:14.61)	1:37.08 [5] (0:12.28)	1:24.80 [4] (0:12.40)	1:12.40 [4] (0:12.44)	0:59.96 [4] (0:12.20)	0:47.76 [4] (0:11.82)	0:35.94 [4] (0:11.83)	0:24.11 [5] (0:11.80)	0:12.31 [4] (0:12.31)				
Average Speed [km/h]	49.3	59.3	58.1	58.1	59.0	61.4	61.7	61.2	58.4				
Top Speed [km/h]	60.2	60.1	59.6	58.3	60.1	62.0	62.3	62.3	60.9				
Avg. Dist. to Rail [m]	3.4	1.5	1.9	2.1	1.7	1.8	2.8	3.2	2.7				
Avg. Stride Freq. [Hz]	2.1	2.2	2.2	2.1	2.2	2.2	2.2	2.2	2.2				
Avg. Stride Length [m]	6.6	7.4	7.4	7.6	7.6	7.7	7.7	7.6	7.5				



- [] Ranking at each section and finish
- .-.-.- No data available at this section
- NA No data available



Aquis Park Gold Coast QLD Professional
Race 4: MERMAID BEACH SURF CLUB QTIS Three-Year-Old Maiden
Handicap - 1015m
22 February 2025 - 14:14



Track Rating: Soft 5, Weather: Fine, Rail Position: +9m 900m-400m; +6m Remainder

Section										Last 600m			
Field Times		Overall	800m	600m	400m	200m							
		0:57.80 (0:13.33)	0:44.47 (0:10.39)	0:34.08 (0:10.97)	0:23.11 (0:11.29)	0:11.82 (0:11.82)						0:34.08	
Rank	TAB	Horse/Jockey	Barrier	Top Speed [km/h]	Fastest Section						Margin	Distance Travelled [m]	
1	2	KING SPIRIT Montana Philpot	6	70.8 800m	0:10.47 800m	0:57.80 [1] (0:13.66)	0:44.14 [5] (0:10.47)	0:33.67 [4] (0:11.00)	0:22.67 [3] (0:10.99)	0:11.68 [3] (0:11.68)	0:57.80	0:33.67	
2	8	CIPHERTEXT Dylan Turner	2	69.7 800m	0:10.42 800m	0:57.87 [2] (0:13.54)	0:44.33 [3] (0:10.42)	0:33.91 [3] (0:11.11)	0:22.80 [2] (0:10.99)	0:11.81 [2] (0:11.81)	0.3L	0:33.91	-7
3	10	SIGNATURE TART Dan McGillivray	3	69.7 800m	0:10.39 800m	0:57.96 [3] (0:13.33)	0:44.63 [1] (0:10.39)	0:34.24 [1] (0:10.97)	0:23.27 [1] (0:11.29)	0:11.98 [1] (0:11.98)	0.8L	0:34.24	-7
4	3	ABENDER Chelsea Baker	8	69.9 800m	0:10.62 800m	0:57.97 [4] (0:13.98)	0:43.99 [8] (0:10.62)	0:33.37 [9] (0:10.99)	0:22.38 [8] (0:10.97)	0:11.41 [6] (0:11.41)	0.9L	0:33.37	+1
5	7	VORKUTA Nozi Tomizawa	10	71.6 Overall	0:10.44 800m	0:58.34 [5] (0:13.45)	0:44.89 [2] (0:10.44)	0:34.45 [2] (0:11.28)	0:23.17 [4] (0:11.15)	0:12.02 [4] (0:12.02)	2.9L	0:34.45	+4
6	9	PETITE PALACE Georgina Cartwright	7	70.5 800m	0:10.54 800m	0:58.35 [6] (0:13.61)	0:44.74 [4] (0:10.54)	0:34.20 [5] (0:11.07)	0:23.13 [5] (0:11.23)	0:11.90 [5] (0:11.90)	3L	0:34.20	+5
7	12	SYNERGY IN MOTION Elione Chaves	5	70.2 800m	0:10.49 800m	0:58.71 [7] (0:13.95)	0:44.76 [7] (0:10.49)	0:34.27 [6] (0:10.92)	0:23.35 [6] (0:11.21)	0:12.14 [7] (0:12.14)	5L	0:34.27	-3
8	11	BARD OF AVON Jaden Lloyd	9	70.0 800m	0:10.66 800m	0:58.71 [8] (0:13.83)	0:44.88 [6] (0:10.66)	0:34.22 [8] (0:11.01)	0:23.21 [7] (0:11.07)	0:12.14 [8] (0:12.14)	5.1L	0:34.22	+3
9	16	PARTY ISLAND Anthony Allen	1	70.5 800m	0:10.48 800m	0:59.64 [9] (0:13.99)	0:45.65 [9] (0:10.48)	0:35.17 [7] (0:11.13)	0:24.04 [9] (0:11.43)	0:12.61 [9] (0:12.61)	10.4L	0:35.17	-4
10	13	CAIRO QUEEN Dale Smith	4	68.3 800m	0:10.78 800m	1:00.09 [10] (0:14.23)	0:45.86 [10] (0:10.78)	0:35.08 [10] (0:11.43)	0:23.65 [10] (0:11.68)	0:11.97 [10] (0:11.97)	12.9L	0:35.08	-4

Scratched: Anxo (#4), Platinum Gift (#5), Hell March (#1), Wantchoo (#15), Oohlalouvre (#14), Spartus (#6)

[] Ranking at each section and finish
 -:-:- No data available at this section
 NA No data available

SCN Saddle cloth number
 DNF Did not finish
 DNT Did not track



Horse/Jockey Name	King Spirit
Final Rank	1
Fastest Section Time (Section)	0:10.47 (800m)
Top Speed [km/h] (Section)	70.8 (800m)
Race State	Finished



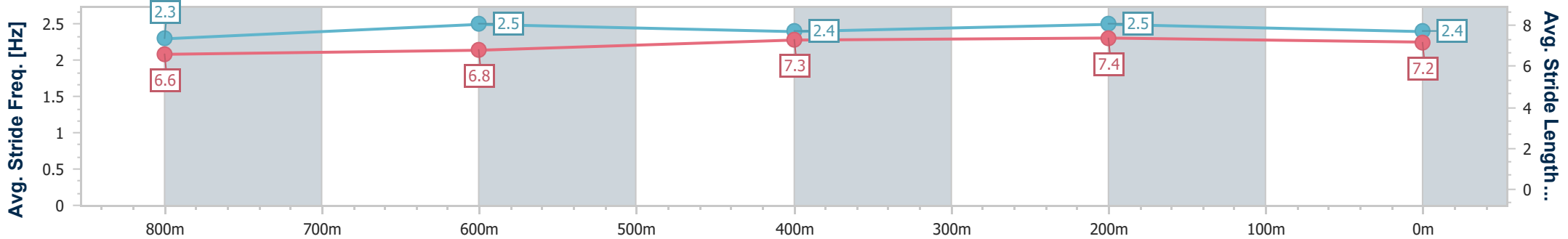
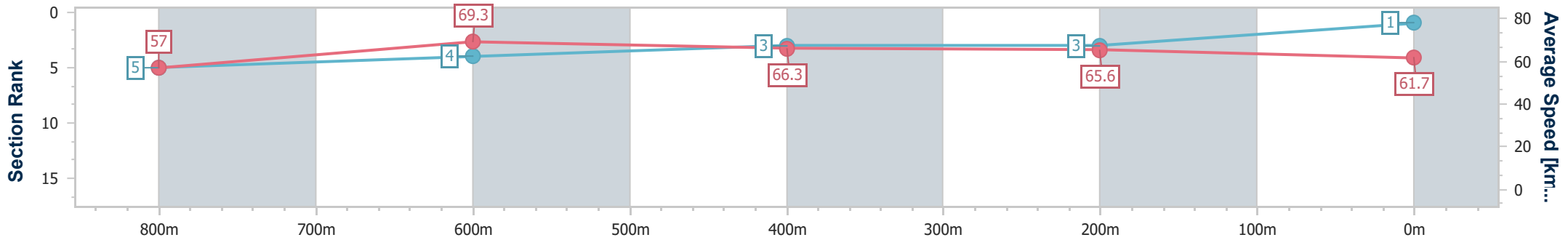
Aquis Park Gold Coast QLD Professional
Race 4: MERMAID BEACH SURF CLUB QTIS Three-Year-Old
Maiden Handicap - 1015m



22 February 2025 - 14:14

Track Rating: Soft 5, Weather: Fine, Rail Position: +9m 900m-400m;
 +6m Remainder

Section	Overall	800m	600m	400m	200m
Section Times	0:57.80 [1] (0:13.66)	0:44.14 [5] (0:10.47)	0:33.67 [4] (0:11.00)	0:22.67 [3] (0:10.99)	0:11.68 [3] (0:11.68)
Average Speed [km/h]	57.0	69.3	66.3	65.6	61.7
Top Speed [km/h]	70.3	70.8	67.5	66.3	64.5
Avg. Dist. to Rail [m]	5.7	1.4	2.4	4.1	5.3
Avg. Stride Freq. [Hz]	2.3	2.5	2.4	2.5	2.4
Avg. Stride Length [m]	6.6	6.8	7.3	7.4	7.2



- [] Ranking at each section and finish
- .-.- No data available at this section
- NA No data available



Horse/Jockey Name	Ciphertext
Final Rank	2
Fastest Section Time (Section)	0:10.42 (800m)
Top Speed [km/h] (Section)	69.7 (800m)
Race State	Finished



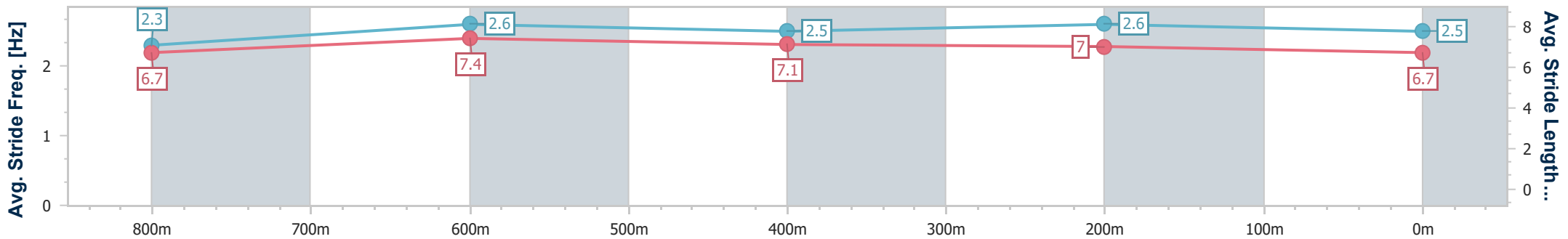
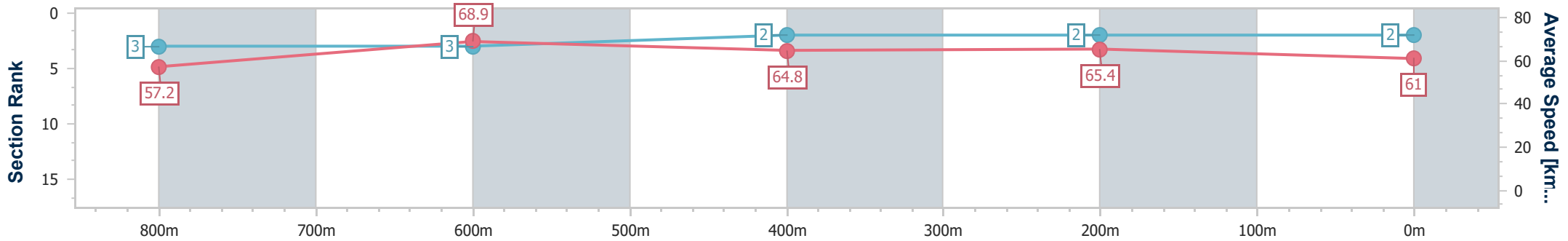
Aquis Park Gold Coast QLD Professional
 Race 4: MERMAID BEACH SURF CLUB QTIS Three-Year-Old
 Maiden Handicap - 1015m



22 February 2025 - 14:14

Track Rating: Soft 5, Weather: Fine, Rail Position: +9m 900m-400m;
 +6m Remainder

Section	Overall	800m	600m	400m	200m
Section Times	0:57.87 [2] (0:13.54)	0:44.33 [3] (0:10.42)	0:33.91 [3] (0:11.11)	0:22.80 [2] (0:10.99)	0:11.81 [2] (0:11.81)
Average Speed [km/h]	57.2	68.9	64.8	65.4	61.0
Top Speed [km/h]	68.2	69.7	66.5	68.1	65.1
Avg. Dist. to Rail [m]	3.0	0.8	0.6	1.4	1.3
Avg. Stride Freq. [Hz]	2.3	2.6	2.5	2.6	2.5
Avg. Stride Length [m]	6.7	7.4	7.1	7.0	6.7



- [] Ranking at each section and finish
- .-.- No data available at this section
- NA No data available



Horse/Jockey Name	Signature Tart
Final Rank	3
Fastest Section Time (Section)	0:10.39 (800m)
Top Speed [km/h] (Section)	69.7 (800m)
Race State	Finished



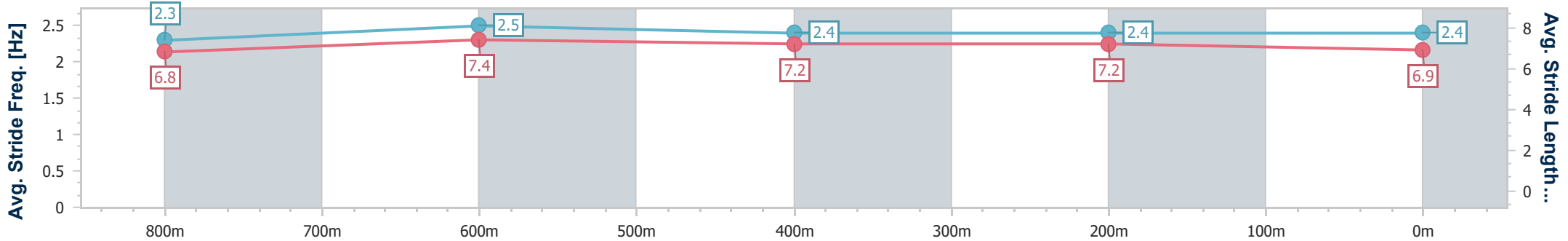
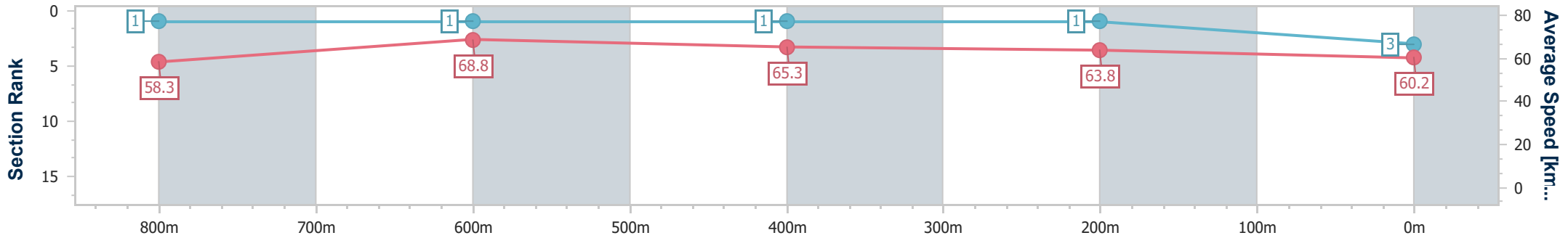
Aquis Park Gold Coast QLD Professional
Race 4: MERMAID BEACH SURF CLUB QTIS Three-Year-Old
Maiden Handicap - 1015m



22 February 2025 - 14:14

Track Rating: Soft 5, Weather: Fine, Rail Position: +9m 900m-400m;
 +6m Remainder

Section	Overall	800m	600m	400m	200m
Section Times	0:57.96 [3] (0:13.33)	0:44.63 [1] (0:10.39)	0:34.24 [1] (0:10.97)	0:23.27 [1] (0:11.29)	0:11.98 [1] (0:11.98)
Average Speed [km/h]	58.3	68.8	65.3	63.8	60.2
Top Speed [km/h]	69.4	69.7	66.6	65.2	64.2
Avg. Dist. to Rail [m]	4.3	1.2	1.0	0.5	2.1
Avg. Stride Freq. [Hz]	2.3	2.5	2.4	2.4	2.4
Avg. Stride Length [m]	6.8	7.4	7.2	7.2	6.9



- [] Ranking at each section and finish
- .-.- No data available at this section
- NA No data available



Horse/Jockey Name	Abender
Final Rank	4
Fastest Section Time (Section)	0:10.62 (800m)
Top Speed [km/h] (Section)	69.9 (800m)
Race State	Finished



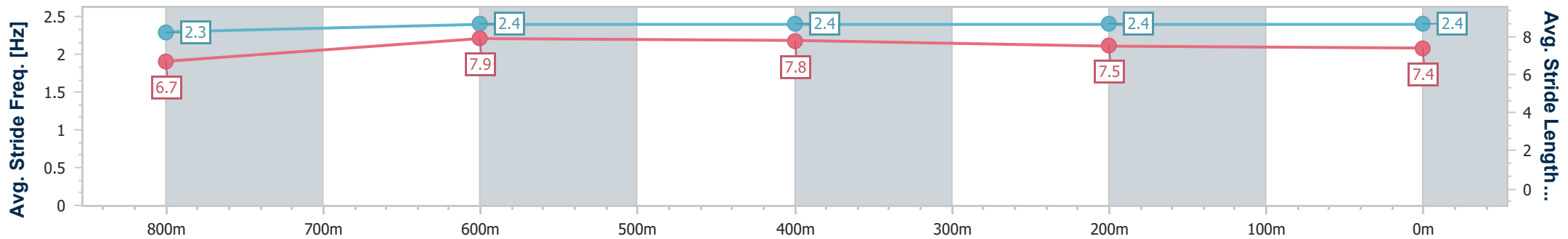
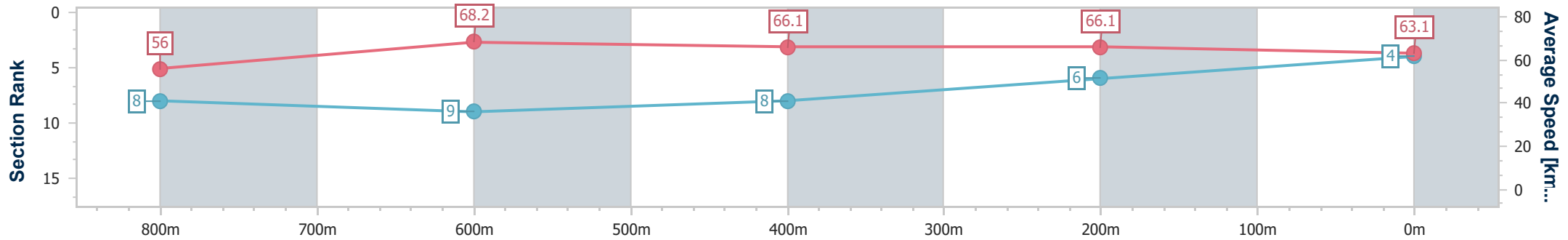
Aquis Park Gold Coast QLD Professional
Race 4: MERMAID BEACH SURF CLUB QTIS Three-Year-Old
Maiden Handicap - 1015m



22 February 2025 - 14:14

Track Rating: Soft 5, Weather: Fine, Rail Position: +9m 900m-400m;
 +6m Remainder

Section	Overall	800m	600m	400m	200m
Section Times	0:57.97 [4] (0:13.98)	0:43.99 [8] (0:10.62)	0:33.37 [9] (0:10.99)	0:22.38 [8] (0:10.97)	0:11.41 [6] (0:11.41)
Average Speed [km/h]	56.0	68.2	66.1	66.1	63.1
Top Speed [km/h]	68.8	69.9	67.7	67.8	65.6
Avg. Dist. to Rail [m]	7.2	1.1	1.9	6.2	8.2
Avg. Stride Freq. [Hz]	2.3	2.4	2.4	2.4	2.4
Avg. Stride Length [m]	6.7	7.9	7.8	7.5	7.4



- [] Ranking at each section and finish
- .-.- No data available at this section
- NA No data available



Horse/Jockey Name	Vorkuta
Final Rank	5
Fastest Section Time (Section)	0:10.44 (800m)
Top Speed [km/h] (Section)	71.6 (Overall)
Race State	Finished



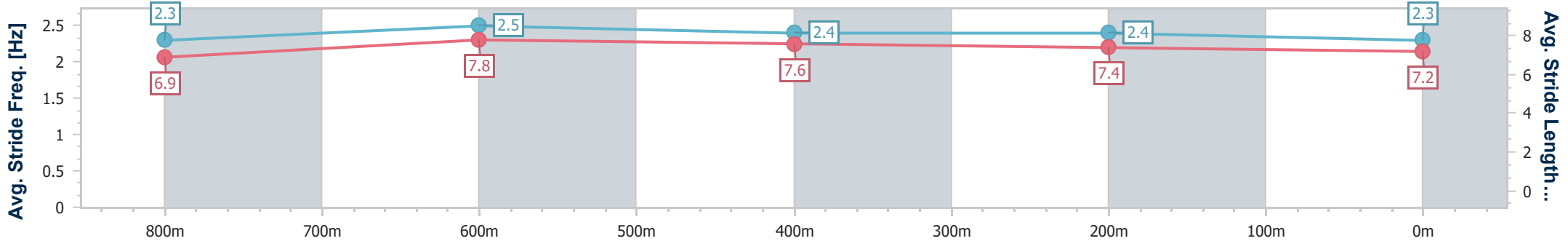
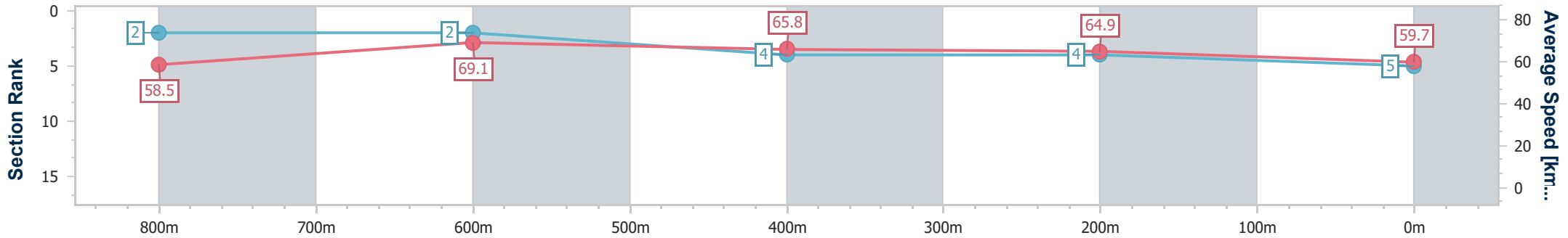
Aquis Park Gold Coast QLD Professional
Race 4: MERMAID BEACH SURF CLUB QTIS Three-Year-Old
Maiden Handicap - 1015m



22 February 2025 - 14:14

Track Rating: Soft 5, Weather: Fine, Rail Position: +9m 900m-400m;
 +6m Remainder

Section	Overall	800m	600m	400m	200m
Section Times	0:58.34 [5] (0:13.45)	0:44.89 [2] (0:10.44)	0:34.45 [2] (0:11.28)	0:23.17 [4] (0:11.15)	0:12.02 [4] (0:12.02)
Average Speed [km/h]	58.5	69.1	65.8	64.9	59.7
Top Speed [km/h]	71.6	70.7	67.6	65.7	63.2
Avg. Dist. to Rail [m]	8.8	1.7	5.2	3.3	2.9
Avg. Stride Freq. [Hz]	2.3	2.5	2.4	2.4	2.3
Avg. Stride Length [m]	6.9	7.8	7.6	7.4	7.2



- [] Ranking at each section and finish
- .-.- No data available at this section
- NA No data available



Horse/Jockey Name	Petite Palace
Final Rank	6
Fastest Section Time (Section)	0:10.54 (800m)
Top Speed [km/h] (Section)	70.5 (800m)
Race State	Finished



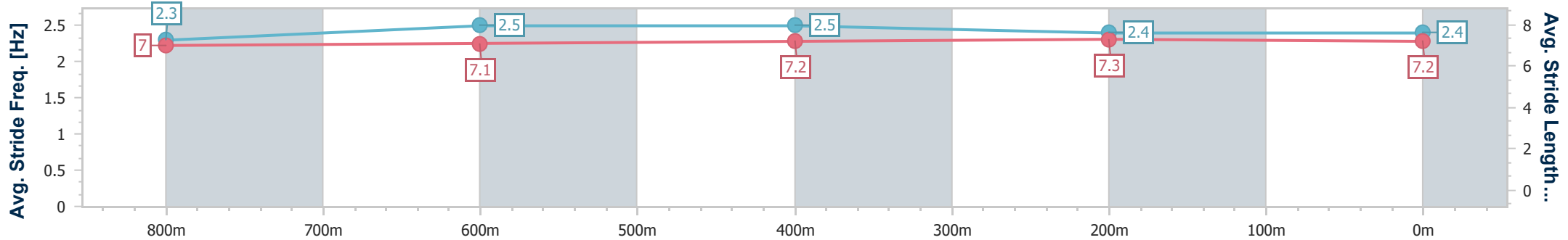
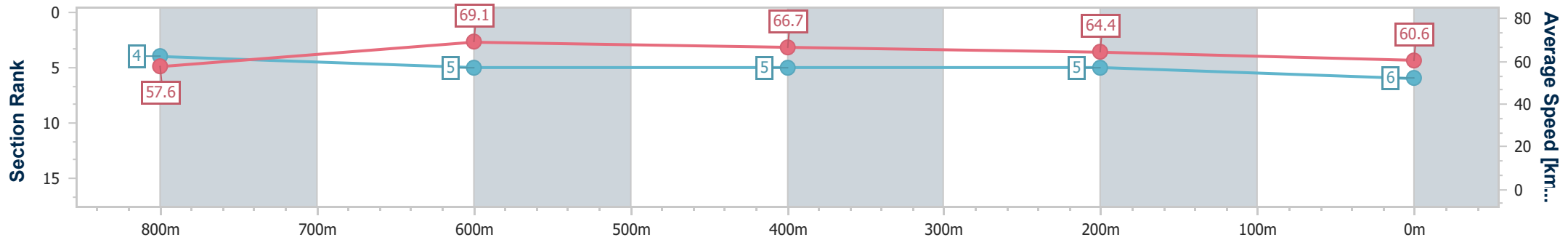
Aquis Park Gold Coast QLD Professional
 Race 4: MERMAID BEACH SURF CLUB QTIS Three-Year-Old
 Maiden Handicap - 1015m



22 February 2025 - 14:14

Track Rating: Soft 5, Weather: Fine, Rail Position: +9m 900m-400m;
 +6m Remainder

Section	Overall	800m	600m	400m	200m
Section Times	0:58.35 [6] (0:13.61)	0:44.74 [4] (0:10.54)	0:34.20 [5] (0:11.07)	0:23.13 [5] (0:11.23)	0:11.90 [5] (0:11.90)
Average Speed [km/h]	57.6	69.1	66.7	64.4	60.6
Top Speed [km/h]	69.7	70.5	67.7	65.6	63.4
Avg. Dist. to Rail [m]	8.0	2.8	4.6	6.0	6.0
Avg. Stride Freq. [Hz]	2.3	2.5	2.5	2.4	2.4
Avg. Stride Length [m]	7.0	7.1	7.2	7.3	7.2



- [] Ranking at each section and finish
- .-.- No data available at this section
- NA No data available



Horse/Jockey Name	Synergy In Motion
Final Rank	7
Fastest Section Time (Section)	0:10.49 (800m)
Top Speed [km/h] (Section)	70.2 (800m)
Race State	Finished



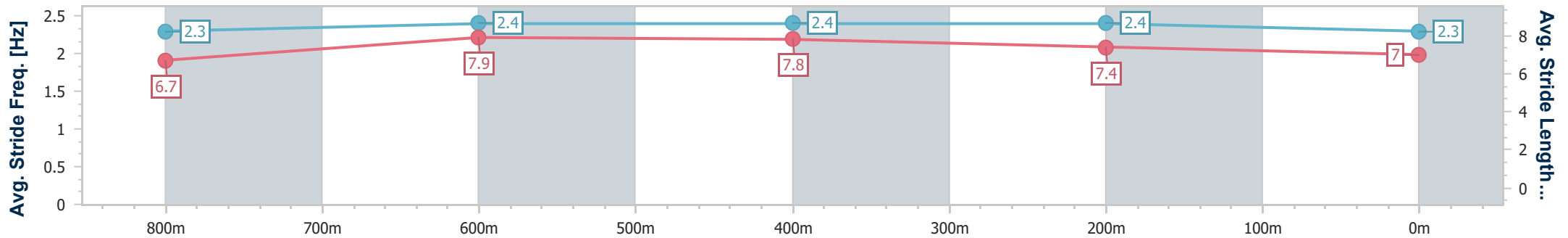
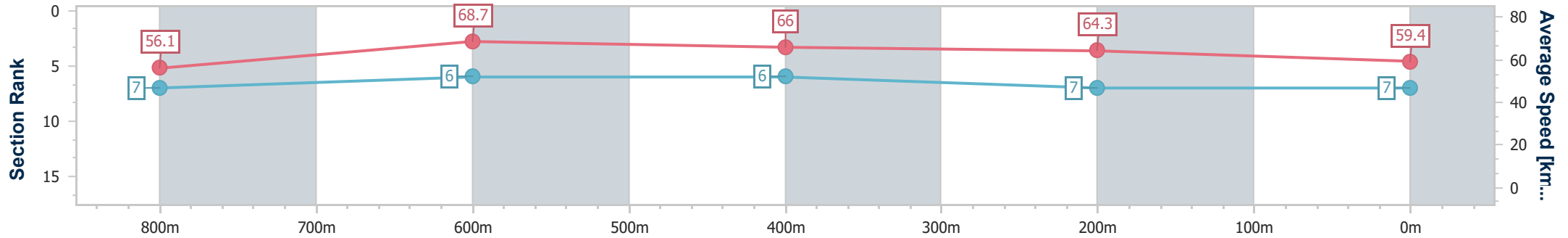
Aquis Park Gold Coast QLD Professional
Race 4: MERMAID BEACH SURF CLUB QTIS Three-Year-Old
Maiden Handicap - 1015m



22 February 2025 - 14:14

Track Rating: Soft 5, Weather: Fine, Rail Position: +9m 900m-400m;
 +6m Remainder

Section	Overall	800m	600m	400m	200m
Section Times	0:58.71 [7] (0:13.95)	0:44.76 [7] (0:10.49)	0:34.27 [6] (0:10.92)	0:23.35 [6] (0:11.21)	0:12.14 [7] (0:12.14)
Average Speed [km/h]	56.1	68.7	66.0	64.3	59.4
Top Speed [km/h]	69.3	70.2	67.5	65.7	62.4
Avg. Dist. to Rail [m]	5.6	0.7	0.9	2.4	4.0
Avg. Stride Freq. [Hz]	2.3	2.4	2.4	2.4	2.3
Avg. Stride Length [m]	6.7	7.9	7.8	7.4	7.0



- [] Ranking at each section and finish
- .-.- No data available at this section
- NA No data available



Horse/Jockey Name	Bard Of Avon
Final Rank	8
Fastest Section Time (Section)	0:10.66 (800m)
Top Speed [km/h] (Section)	70.0 (800m)
Race State	Finished



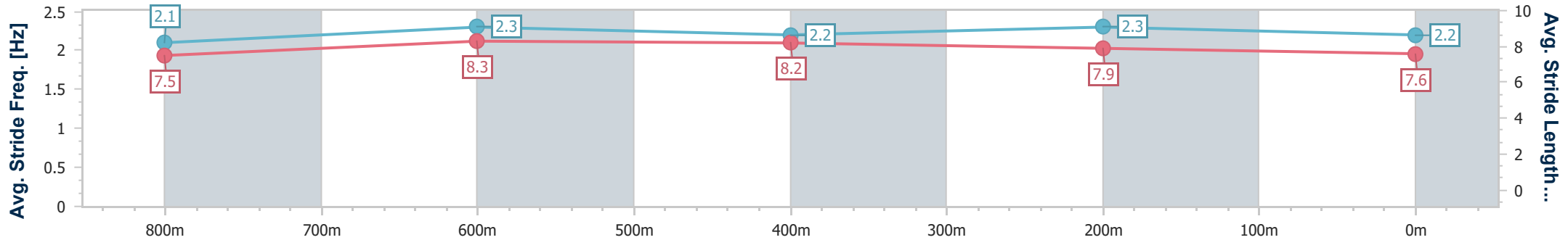
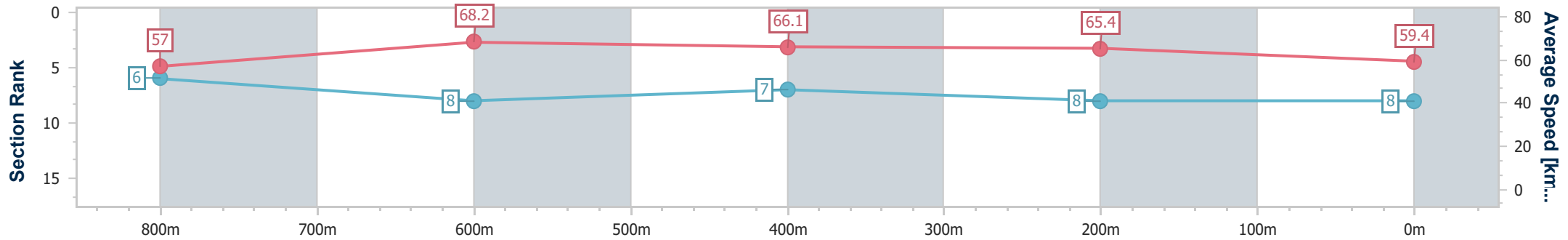
Aquis Park Gold Coast QLD Professional
Race 4: MERMAID BEACH SURF CLUB QTIS Three-Year-Old
Maiden Handicap - 1015m



22 February 2025 - 14:14

Track Rating: Soft 5, Weather: Fine, Rail Position: +9m 900m-400m;
 +6m Remainder

Section	Overall	800m	600m	400m	200m
Section Times	0:58.71 [8] (0:13.83)	0:44.88 [6] (0:10.66)	0:34.22 [8] (0:11.01)	0:23.21 [7] (0:11.07)	0:12.14 [8] (0:12.14)
Average Speed [km/h]	57.0	68.2	66.1	65.4	59.4
Top Speed [km/h]	67.7	70.0	66.6	66.5	64.1
Avg. Dist. to Rail [m]	9.3	2.3	2.2	5.8	8.2
Avg. Stride Freq. [Hz]	2.1	2.3	2.2	2.3	2.2
Avg. Stride Length [m]	7.5	8.3	8.2	7.9	7.6



- [] Ranking at each section and finish
- .-.- No data available at this section
- NA No data available



Horse/Jockey Name	Party Island
Final Rank	9
Fastest Section Time (Section)	0:10.48 (800m)
Top Speed [km/h] (Section)	70.5 (800m)
Race State	Finished



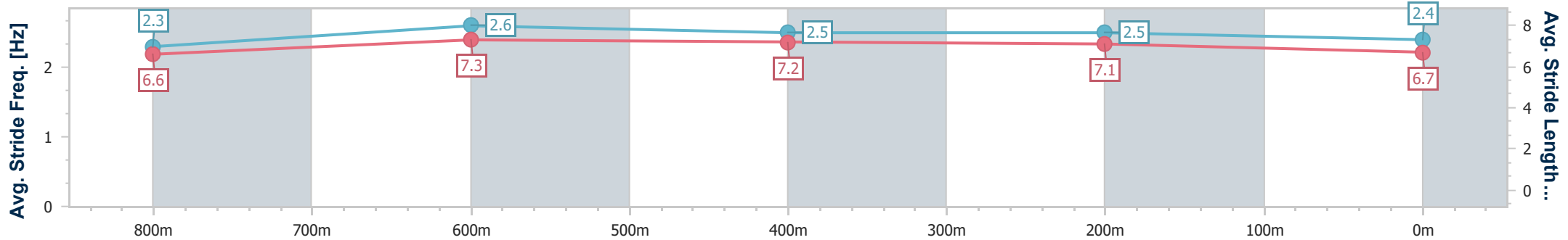
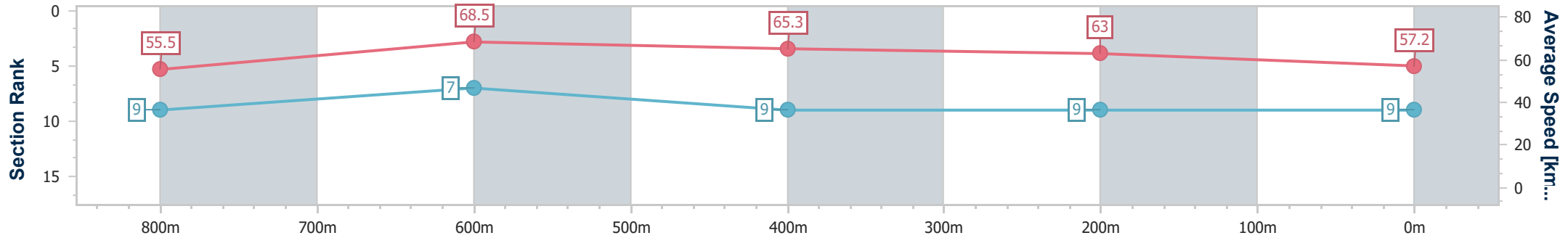
Aquis Park Gold Coast QLD Professional
Race 4: MERMAID BEACH SURF CLUB QTIS Three-Year-Old
Maiden Handicap - 1015m



22 February 2025 - 14:14

Track Rating: Soft 5, Weather: Fine, Rail Position: +9m 900m-400m;
 +6m Remainder

Section	Overall	800m	600m	400m	200m
Section Times	0:59.64 [9] (0:13.99)	0:45.65 [9] (0:10.48)	0:35.17 [7] (0:11.13)	0:24.04 [9] (0:11.43)	0:12.61 [9] (0:12.61)
Average Speed [km/h]	55.5	68.5	65.3	63.0	57.2
Top Speed [km/h]	69.8	70.5	66.4	64.7	61.2
Avg. Dist. to Rail [m]	3.1	0.4	1.9	1.9	2.5
Avg. Stride Freq. [Hz]	2.3	2.6	2.5	2.5	2.4
Avg. Stride Length [m]	6.6	7.3	7.2	7.1	6.7



- [] Ranking at each section and finish
- .-.- No data available at this section
- NA No data available



Horse/Jockey Name	Cairo Queen
Final Rank	10
Fastest Section Time (Section)	0:10.78 (800m)
Top Speed [km/h] (Section)	68.3 (800m)
Race State	Finished



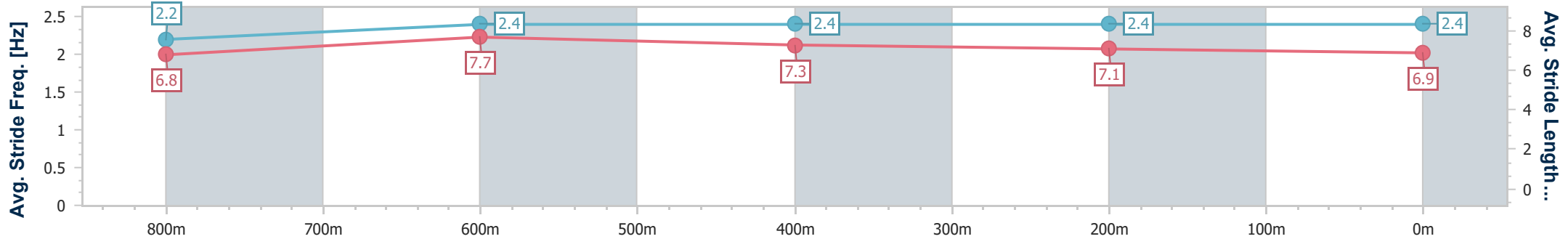
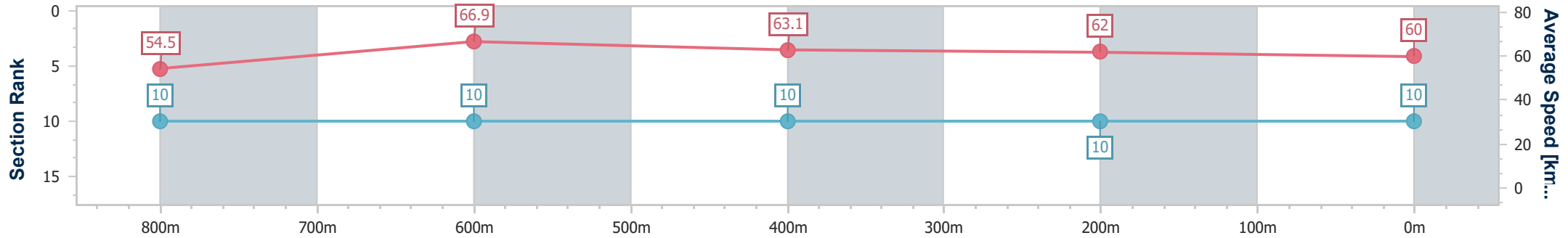
Aquis Park Gold Coast QLD Professional
Race 4: MERMAID BEACH SURF CLUB QTIS Three-Year-Old
Maiden Handicap - 1015m



22 February 2025 - 14:14

Track Rating: Soft 5, Weather: Fine, Rail Position: +9m 900m-400m;
 +6m Remainder

Section	Overall	800m	600m	400m	200m
Section Times	1:00.09 [10] (0:14.23)	0:45.86 [10] (0:10.78)	0:35.08 [10] (0:11.43)	0:23.65 [10] (0:11.68)	0:11.97 [10] (0:11.97)
Average Speed [km/h]	54.5	66.9	63.1	62.0	60.0
Top Speed [km/h]	67.7	68.3	64.9	62.6	63.6
Avg. Dist. to Rail [m]	4.6	0.6	1.1	1.9	0.3
Avg. Stride Freq. [Hz]	2.2	2.4	2.4	2.4	2.4
Avg. Stride Length [m]	6.8	7.7	7.3	7.1	6.9



- [] Ranking at each section and finish
- .-.- No data available at this section
- NA No data available



Aquis Park Gold Coast QLD Professional

Race 5: SILVERCHEF Class 2 Handicap - 1015m

22 February 2025 - 14:50



Track Rating: Soft 5, Weather: Fine, Rail Position: +9m 900m-400m; +6m Remainder

Section		Overall									Last 600m		
Field Times		0:57.87 (0:13.42)									0:34.15		
		800m			600m			400m			200m		
		0:44.45 (0:10.30)			0:34.15 (0:10.93)			0:23.22 (0:11.20)			0:12.02 (0:12.02)		
Rank	TAB	Horse/Jockey	Barrier	Top Speed [km/h]	Fastest Section	Overall	800m	600m	400m	200m	Margin	Last 600m	Distance Travelled [m]
1	8	MISS PERSONALITY Jaden Lloyd	1	70.2 800m	0:10.37 800m	0:57.87 [1] (0:13.49)	0:44.38 [3] (0:10.37)	0:34.01 [3] (0:10.79)	0:23.22 [1] (0:11.20)	0:12.02 [1] (0:12.02)	0:57.87	0:34.01	
2	6	IPHIMEDIA Montana Philpot	7	70.7 800m	0:10.59 800m	0:58.04 [2] (0:13.85)	0:44.19 [6] (0:10.59)	0:33.60 [6] (0:10.91)	0:22.69 [7] (0:10.93)	0:11.76 [5] (0:11.76)	1L	0:33.60	+5
3	1	ALPHA BRAVO Yvette Lewis	2	71.4 800m	0:10.31 800m	0:58.08 [3] (0:13.46)	0:44.62 [2] (0:10.31)	0:34.31 [2] (0:10.96)	0:23.35 [3] (0:11.19)	0:12.16 [2] (0:12.16)	1.2L	0:34.31	+6
4	12	CRAZY EYED FRED Anthony Allen	8	69.6 800m	0:10.48 800m	0:58.15 [4] (0:14.08)	0:44.07 [8] (0:10.48)	0:33.59 [8] (0:10.91)	0:22.68 [8] (0:11.04)	0:11.64 [8] (0:11.64)	1.5L	0:33.59	+10
5	11	APOLLO TEN Adin Thompson	3	70.3 800m	0:10.35 800m	0:58.22 [5] (0:13.73)	0:44.49 [5] (0:10.35)	0:34.14 [5] (0:10.86)	0:23.28 [5] (0:11.21)	0:12.07 [4] (0:12.07)	1.8L	0:34.14	-1
6	10	PACIFIC PIRATE Ryan Curatolo	4	68.7 800m	0:10.58 800m	0:58.45 [6] (0:13.95)	0:44.50 [7] (0:10.58)	0:33.92 [7] (0:10.64)	0:23.28 [6] (0:11.11)	0:12.17 [5] (0:12.17)	3.1L	0:33.92	-1
7	5	HIDDEN NUGGET Georgina Cartwright	5	71.3 800m	0:10.30 800m	0:58.53 [7] (0:13.42)	0:45.11 [1] (0:10.30)	0:34.81 [1] (0:10.95)	0:23.86 [2] (0:11.40)	0:12.46 [3] (0:12.46)	3.6L	0:34.81	+8
8	2	TIZ ENUF Jace McMurray	6	71.1 800m	0:10.43 800m	0:59.12 [8] (0:13.53)	0:45.59 [4] (0:10.43)	0:35.16 [4] (0:10.95)	0:24.21 [4] (0:11.51)	0:12.70 [7] (0:12.70)	6.9L	0:35.16	+8

Scratched: Limahuli (#3), Concession (#4), Jenchick Boom (#7), Missile One (#9), I'm A Chocoholic (#13)

[] Ranking at each section and finish
 -:-:- No data available at this section
 NA No data available

SCN Saddle cloth number
 DNF Did not finish
 DNT Did not track



Horse/Jockey Name	Miss Personality
Final Rank	1
Fastest Section Time (Section)	0:10.37 (800m)
Top Speed [km/h] (Section)	70.2 (800m)
Race State	Finished



Aquis Park Gold Coast QLD Professional

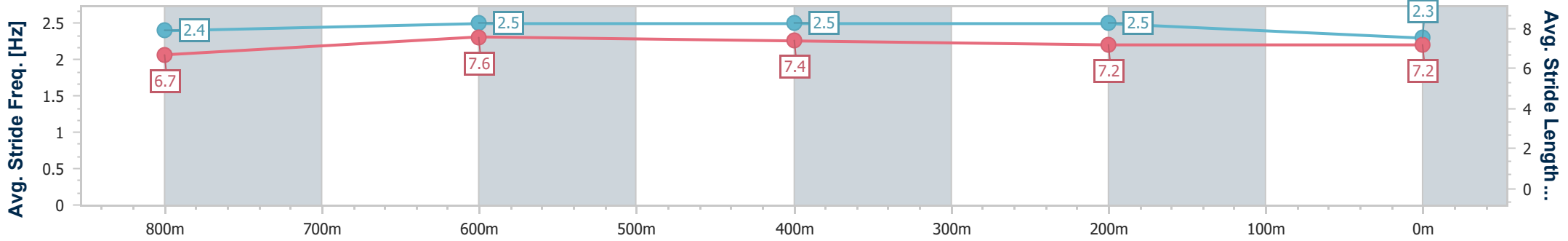
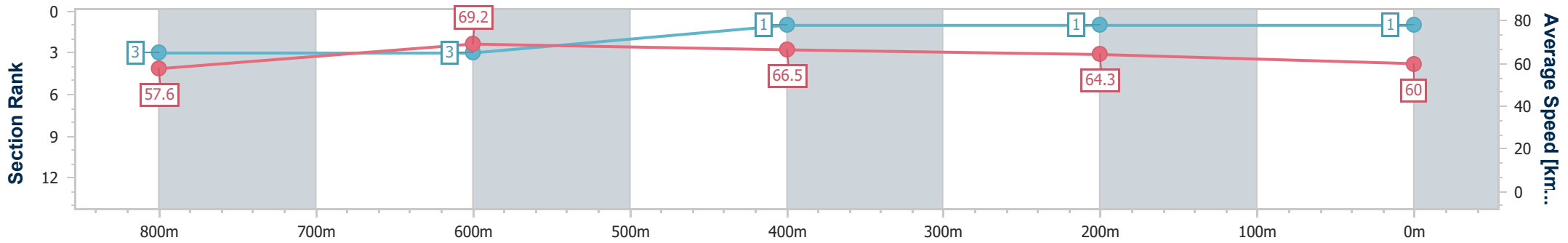
Race 5: SILVERCHEF Class 2 Handicap - 1015m



22 February 2025 - 14:50

Track Rating: Soft 5, Weather: Fine, Rail Position: +9m 900m-400m; +6m Remainder

Section	Overall	800m	600m	400m	200m
Section Times	0:57.87 [1] (0:13.49)	0:44.38 [3] (0:10.37)	0:34.01 [3] (0:10.79)	0:23.22 [1] (0:11.20)	0:12.02 [1] (0:12.02)
Average Speed [km/h]	57.6	69.2	66.5	64.3	60.0
Top Speed [km/h]	69.1	70.2	68.1	65.2	63.0
Avg. Dist. to Rail [m]	2.8	0.6	0.6	1.1	1.7
Avg. Stride Freq. [Hz]	2.4	2.5	2.5	2.5	2.3
Avg. Stride Length [m]	6.7	7.6	7.4	7.2	7.2



- [] Ranking at each section and finish
- .-.- No data available at this section
- NA No data available



Horse/Jockey Name	Iphimedia
Final Rank	2
Fastest Section Time (Section)	0:10.59 (800m)
Top Speed [km/h] (Section)	70.7 (800m)
Race State	Finished



Aquis Park Gold Coast QLD Professional

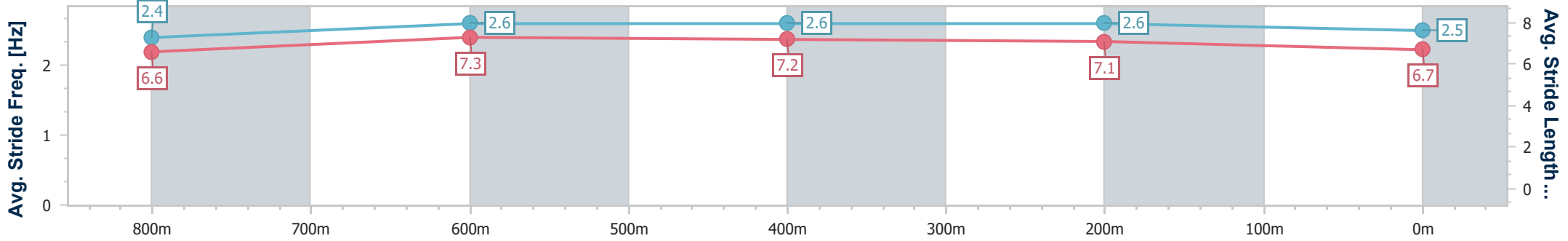
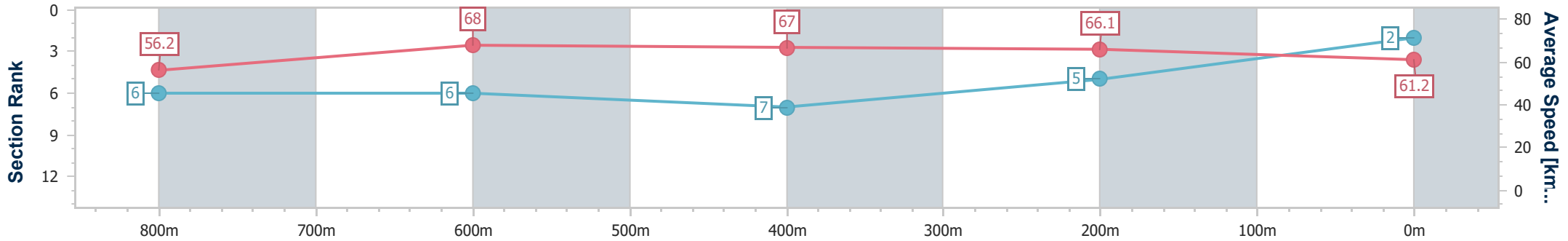
Race 5: SILVERCHEF Class 2 Handicap - 1015m



22 February 2025 - 14:50

Track Rating: Soft 5, Weather: Fine, Rail Position: +9m 900m-400m; +6m Remainder

Section	Overall	800m	600m	400m	200m
Section Times	0:58.04 [2] (0:13.85)	0:44.19 [6] (0:10.59)	0:33.60 [6] (0:10.91)	0:22.69 [7] (0:10.93)	0:11.76 [5] (0:11.76)
Average Speed [km/h]	56.2	68.0	67.0	66.1	61.2
Top Speed [km/h]	68.8	70.7	68.2	67.3	64.0
Avg. Dist. to Rail [m]	6.4	0.4	3.1	6.1	7.0
Avg. Stride Freq. [Hz]	2.4	2.6	2.6	2.6	2.5
Avg. Stride Length [m]	6.6	7.3	7.2	7.1	6.7



- [] Ranking at each section and finish
- .-.- No data available at this section
- NA No data available



Horse/Jockey Name	Alpha Bravo
Final Rank	3
Fastest Section Time (Section)	0:10.31 (800m)
Top Speed [km/h] (Section)	71.4 (800m)
Race State	Finished



Aquis Park Gold Coast QLD Professional

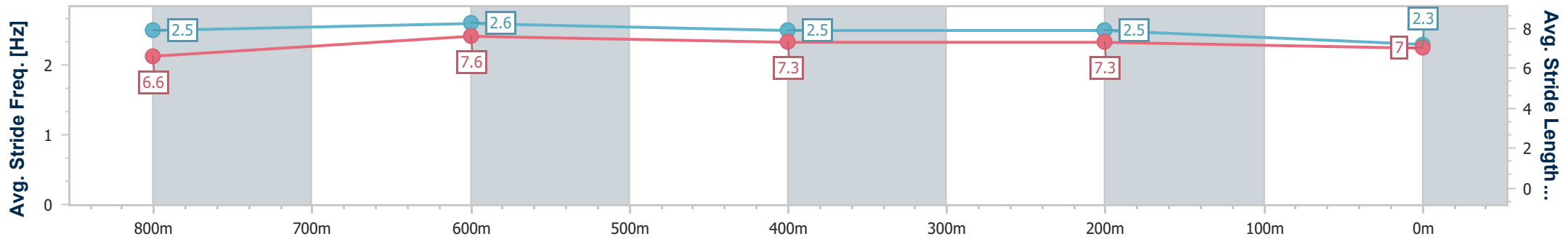
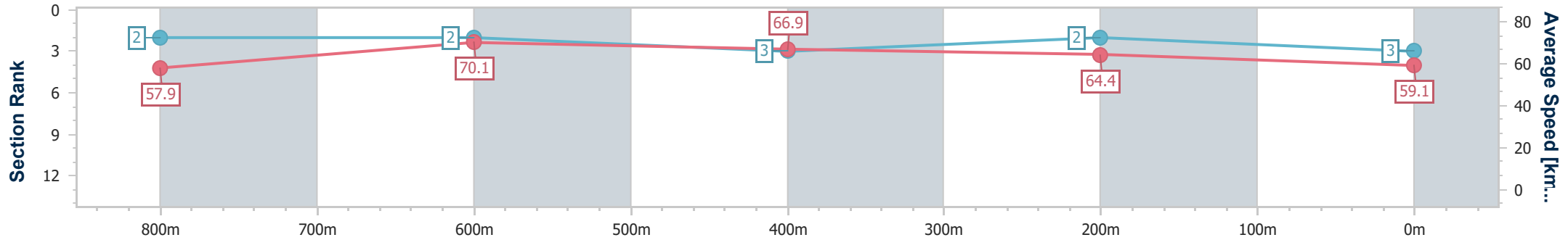
Race 5: SILVERCHEF Class 2 Handicap - 1015m



22 February 2025 - 14:50

Track Rating: Soft 5, Weather: Fine, Rail Position: +9m 900m-400m; +6m Remainder

Section	Overall	800m	600m	400m	200m
Section Times	0:58.08 [3] (0:13.46)	0:44.62 [2] (0:10.31)	0:34.31 [2] (0:10.96)	0:23.35 [3] (0:11.19)	0:12.16 [2] (0:12.16)
Average Speed [km/h]	57.9	70.1	66.9	64.4	59.1
Top Speed [km/h]	71.1	71.4	69.0	65.7	62.3
Avg. Dist. to Rail [m]	4.2	1.1	3.3	3.5	5.2
Avg. Stride Freq. [Hz]	2.5	2.6	2.5	2.5	2.3
Avg. Stride Length [m]	6.6	7.6	7.3	7.3	7.0



- [] Ranking at each section and finish
- .-.- No data available at this section
- NA No data available



Horse/Jockey Name	Crazy Eyed Fred
Final Rank	4
Fastest Section Time (Section)	0:10.48 (800m)
Top Speed [km/h] (Section)	69.6 (800m)
Race State	Finished



Aquis Park Gold Coast QLD Professional

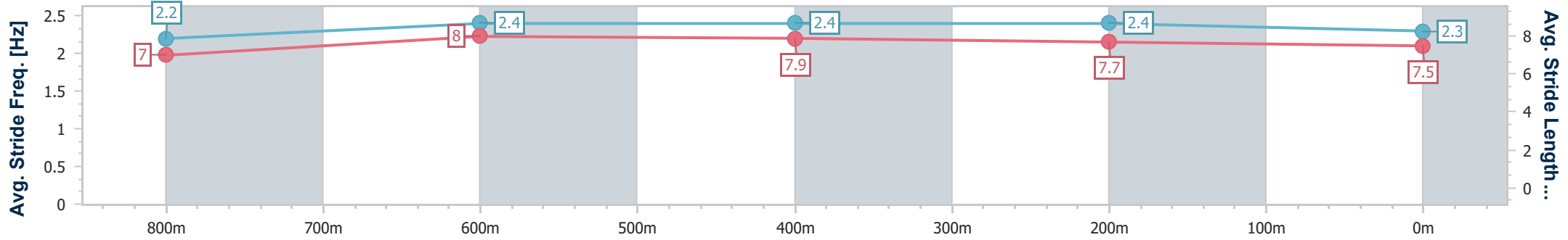
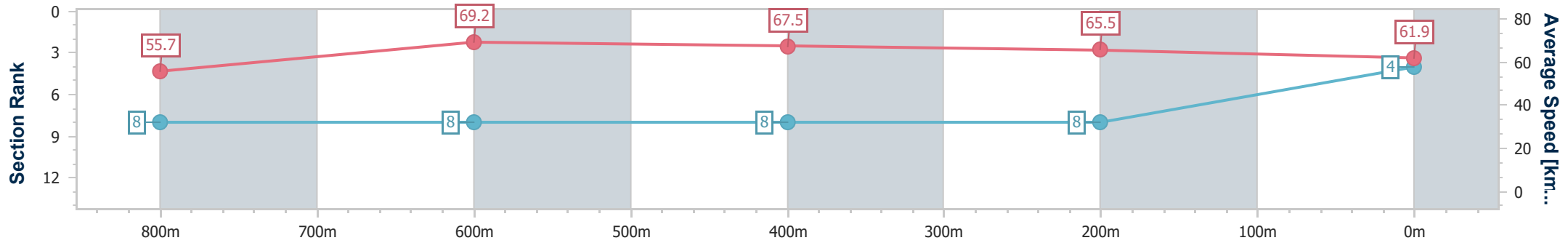
Race 5: SILVERCHEF Class 2 Handicap - 1015m



22 February 2025 - 14:50

Track Rating: Soft 5, Weather: Fine, Rail Position: +9m 900m-400m; +6m Remainder

Section	Overall	800m	600m	400m	200m
Section Times	0:58.15 [4] (0:14.08)	0:44.07 [8] (0:10.48)	0:33.59 [8] (0:10.91)	0:22.68 [8] (0:11.04)	0:11.64 [8] (0:11.64)
Average Speed [km/h]	55.7	69.2	67.5	65.5	61.9
Top Speed [km/h]	68.4	69.6	68.5	66.7	64.7
Avg. Dist. to Rail [m]	8.1	2.1	3.8	7.7	8.2
Avg. Stride Freq. [Hz]	2.2	2.4	2.4	2.4	2.3
Avg. Stride Length [m]	7.0	8.0	7.9	7.7	7.5



- [] Ranking at each section and finish
- .-.- No data available at this section
- NA No data available



Horse/Jockey Name	Apollo Ten
Final Rank	5
Fastest Section Time (Section)	0:10.35 (800m)
Top Speed [km/h] (Section)	70.3 (800m)
Race State	Finished



Aquis Park Gold Coast QLD Professional

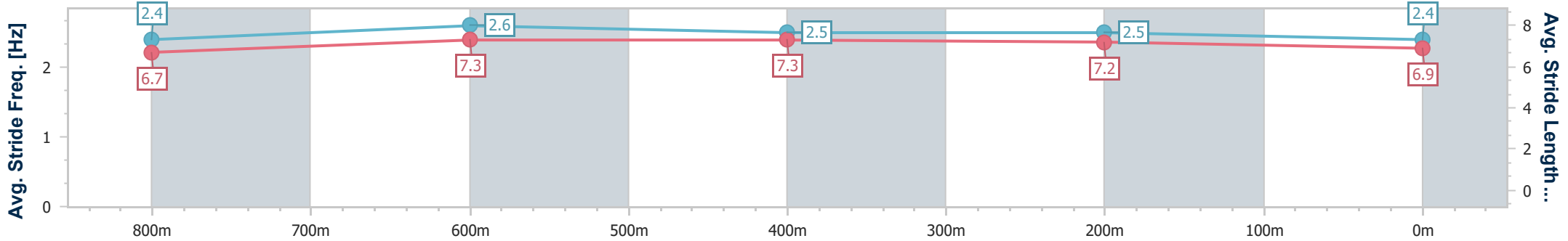
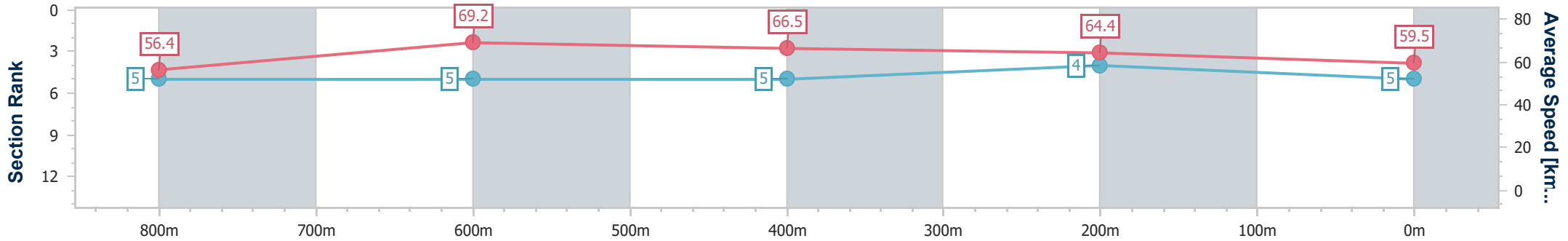
Race 5: SILVERCHEF Class 2 Handicap - 1015m



22 February 2025 - 14:50

Track Rating: Soft 5, Weather: Fine, Rail Position: +9m 900m-400m; +6m Remainder

Section	Overall	800m	600m	400m	200m
Section Times	0:58.22 [5] (0:13.73)	0:44.49 [5] (0:10.35)	0:34.14 [5] (0:10.86)	0:23.28 [5] (0:11.21)	0:12.07 [4] (0:12.07)
Average Speed [km/h]	56.4	69.2	66.5	64.4	59.5
Top Speed [km/h]	69.1	70.3	67.8	65.2	63.1
Avg. Dist. to Rail [m]	3.7	0.7	1.1	2.7	5.7
Avg. Stride Freq. [Hz]	2.4	2.6	2.5	2.5	2.4
Avg. Stride Length [m]	6.7	7.3	7.3	7.2	6.9



- [] Ranking at each section and finish
- .-.- No data available at this section
- NA No data available



Horse/Jockey Name	Pacific Pirate
Final Rank	6
Fastest Section Time (Section)	0:10.58 (800m)
Top Speed [km/h] (Section)	68.7 (800m)
Race State	Finished



Aquis Park Gold Coast QLD Professional

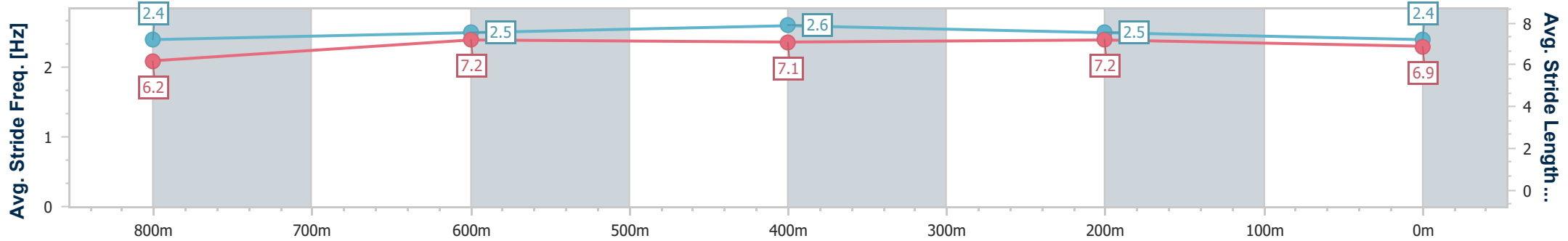
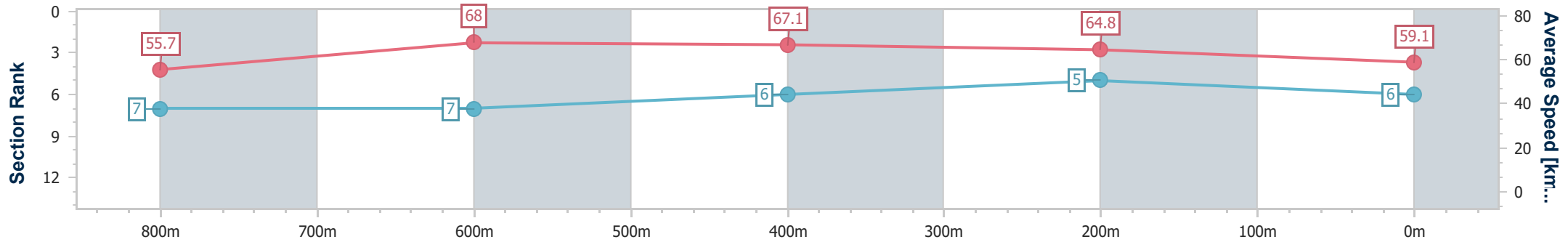
Race 5: SILVERCHEF Class 2 Handicap - 1015m



22 February 2025 - 14:50

Track Rating: Soft 5, Weather: Fine, Rail Position: +9m 900m-400m; +6m Remainder

Section	Overall	800m	600m	400m	200m
Section Times	0:58.45 [6] (0:13.95)	0:44.50 [7] (0:10.58)	0:33.92 [7] (0:10.64)	0:23.28 [6] (0:11.11)	0:12.17 [5] (0:12.17)
Average Speed [km/h]	55.7	68.0	67.1	64.8	59.1
Top Speed [km/h]	66.7	68.7	67.4	65.8	62.8
Avg. Dist. to Rail [m]	5.0	0.9	1.7	3.0	5.4
Avg. Stride Freq. [Hz]	2.4	2.5	2.6	2.5	2.4
Avg. Stride Length [m]	6.2	7.2	7.1	7.2	6.9



- [] Ranking at each section and finish
- .-.- No data available at this section
- NA No data available



Horse/Jockey Name	Hidden Nugget
Final Rank	7
Fastest Section Time (Section)	0:10.30 (800m)
Top Speed [km/h] (Section)	71.3 (800m)
Race State	Finished



Aquis Park Gold Coast QLD Professional

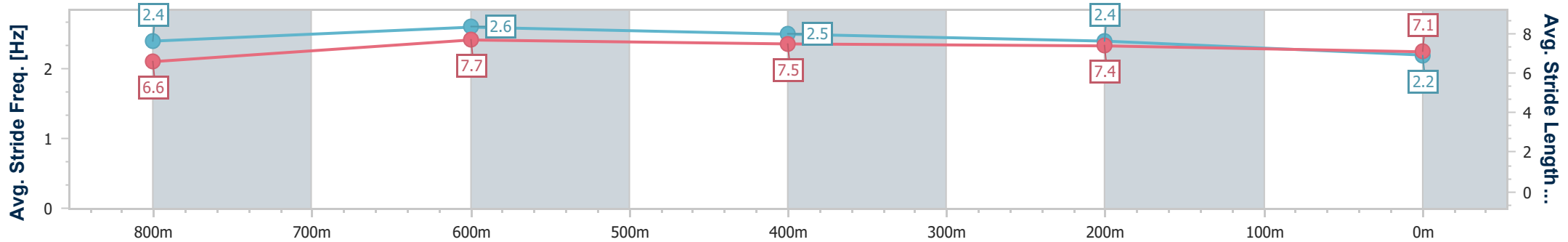
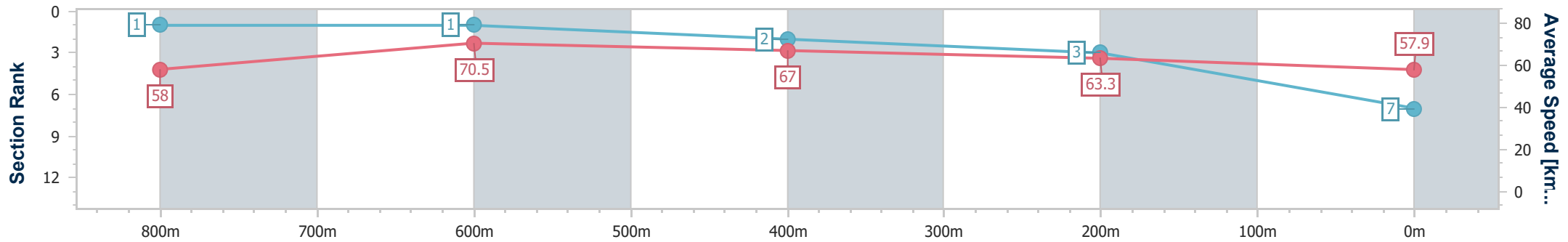
Race 5: SILVERCHEF Class 2 Handicap - 1015m



22 February 2025 - 14:50

Track Rating: Soft 5, Weather: Fine, Rail Position: +9m 900m-400m; +6m Remainder

Section	Overall	800m	600m	400m	200m
Section Times	0:58.53 [7] (0:13.42)	0:45.11 [1] (0:10.30)	0:34.81 [1] (0:10.95)	0:23.86 [2] (0:11.40)	0:12.46 [3] (0:12.46)
Average Speed [km/h]	58.0	70.5	67.0	63.3	57.9
Top Speed [km/h]	70.5	71.3	69.0	64.7	60.7
Avg. Dist. to Rail [m]	5.3	2.2	3.5	4.8	6.8
Avg. Stride Freq. [Hz]	2.4	2.6	2.5	2.4	2.2
Avg. Stride Length [m]	6.6	7.7	7.5	7.4	7.1



- [] Ranking at each section and finish
- .-.- No data available at this section
- NA No data available



Horse/Jockey Name	Tiz Enuf
Final Rank	8
Fastest Section Time (Section)	0:10.43 (800m)
Top Speed [km/h] (Section)	71.1 (800m)
Race State	Finished



Aquis Park Gold Coast QLD Professional

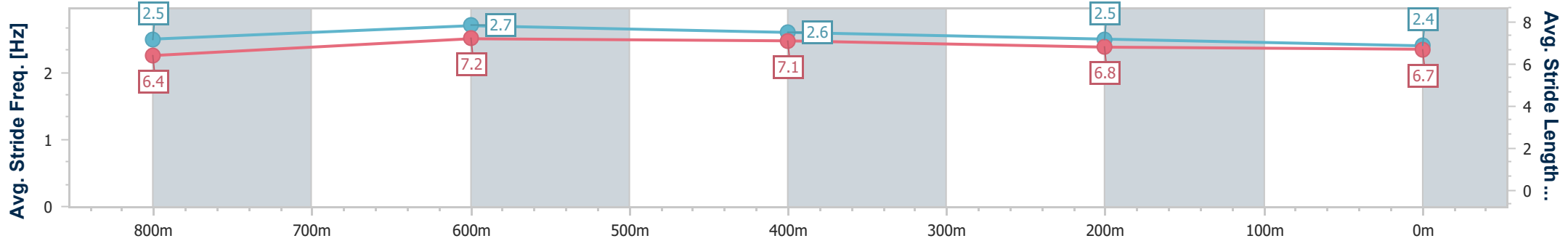
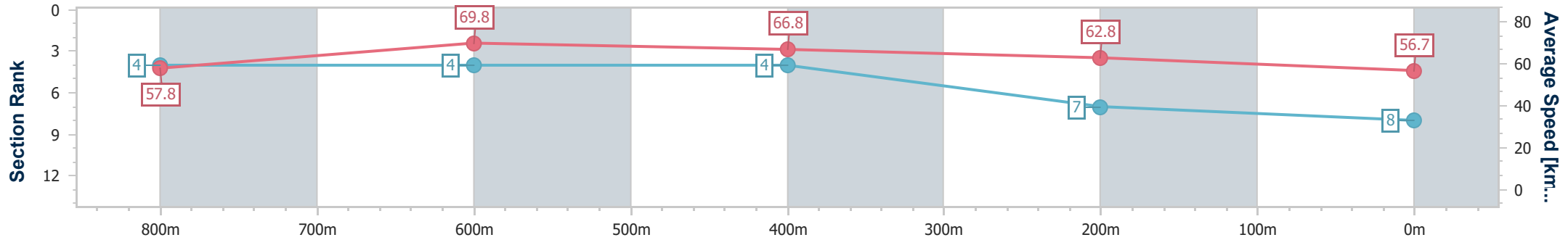
Race 5: SILVERCHEF Class 2 Handicap - 1015m



22 February 2025 - 14:50

Track Rating: Soft 5, Weather: Fine, Rail Position: +9m 900m-400m; +6m Remainder

Section	Overall	800m	600m	400m	200m
Section Times	0:59.12 [8] (0:13.53)	0:45.59 [4] (0:10.43)	0:35.16 [4] (0:10.95)	0:24.21 [4] (0:11.51)	0:12.70 [7] (0:12.70)
Average Speed [km/h]	57.8	69.8	66.8	62.8	56.7
Top Speed [km/h]	69.6	71.1	69.3	64.8	60.9
Avg. Dist. to Rail [m]	6.2	3.5	2.6	4.2	4.5
Avg. Stride Freq. [Hz]	2.5	2.7	2.6	2.5	2.4
Avg. Stride Length [m]	6.4	7.2	7.1	6.8	6.7



- [] Ranking at each section and finish
- .-.- No data available at this section
- NA No data available



Aquis Park Gold Coast QLD Professional

Race 6: TALLEBUDGERA SURF CLUB Maiden Handicap - 1300m



22 February 2025 - 15:25

Track Rating: Soft 5, Weather: Fine, Rail Position: +9m 900m-400m; +6m Remainder

Section												Last 600m	
Field Times		Overall	1200m	1000m	800m	600m	400m						0:35.46
		1:18.78 (0:08.47)	1:10.31 (0:11.59)	0:58.72 (0:11.55)	0:47.17 (0:11.71)	0:35.46 (0:11.84)	0:23.62 (0:11.64)						
Rank	TAB	Horse/Jockey	Barrier	Top Speed [km/h]	Fastest Section							Distance Travelled [m]	
1	4	WARRIOR HEAD Nozi Tomizawa	4	63.6 800m	0:08.67 Overall	1:18.78 [1] (0:08.67)	1:10.11 [3] (0:11.72)	0:58.39 [4] (0:11.64)	0:46.75 [4] (0:11.54)	0:35.21 [3] (0:11.72)	0:23.49 [2] (0:11.51)	0:35.21	
2	11	ZOULAR Montana Philpot	8	64.6 1200m	0:08.85 Overall	1:18.94 [2] (0:08.85)	1:10.09 [4] (0:11.38)	0:58.71 [2] (0:11.71)	0:47.00 [2] (0:11.56)	0:35.44 [2] (0:11.80)	0:23.64 [3] (0:11.54)	0:35.44	-2
3	22	CASTELVETRANO Ryan Curatolo	1	63.6 400m	0:08.61 Overall	1:19.07 [3] (0:08.61)	1:10.46 [2] (0:11.82)	0:58.64 [5] (0:11.87)	0:46.77 [5] (0:11.56)	0:35.21 [5] (0:11.47)	0:23.74 [4] (0:11.61)	0:35.21	-10
4	2	O'CALDINO Sean Cormack	7	63.5 800m	0:08.95 Overall	1:19.07 [4] (0:08.95)	1:10.12 [7] (0:11.77)	0:58.35 [8] (0:11.69)	0:46.66 [6] (0:11.51)	0:35.15 [6] (0:11.68)	0:23.47 [6] (0:11.64)	0:35.15	+1
5	20	NATIONAL INTEREST Chris Whiteley	9	66.1 600m	0:09.01 Overall	1:19.27 [5] (0:09.01)	1:10.26 [9] (0:11.92)	0:58.34 [10] (0:11.62)	0:46.72 [7] (0:11.53)	0:35.19 [8] (0:11.55)	0:23.64 [8] (0:11.47)	0:35.19	+5
6	19	TORERA Brandon Lerena	10	64.1 1200m	0:08.89 Overall	1:19.54 [6] (0:08.89)	1:10.65 [5] (0:11.42)	0:59.23 [3] (0:11.64)	0:47.59 [3] (0:11.62)	0:35.97 [4] (0:11.93)	0:24.04 [5] (0:11.79)	0:35.97	+6
7	18	SUSPICIOUS LOVE Chelsea Baker	5	63.7 800m	0:08.94 Overall	1:19.66 [7] (0:08.94)	1:10.72 [6] (0:11.74)	0:58.98 [7] (0:11.87)	0:47.11 [8] (0:11.55)	0:35.56 [9] (0:11.75)	0:23.81 [10] (0:11.63)	0:35.56	-1
8	10	FINAL VOYAGE Anthony Allen	3	62.8 1200m	0:08.47 Overall	1:19.66 [8] (0:08.47)	1:11.19 [1] (0:11.59)	0:59.60 [1] (0:11.55)	0:48.05 [1] (0:11.71)	0:36.34 [1] (0:11.84)	0:24.50 [1] (0:11.83)	0:36.34	+0
9	16	COLINTON Georgina Cartwright	6	63.8 800m	0:09.10 Overall	1:19.76 [9] (0:09.10)	1:10.66 [10] (0:11.74)	0:58.92 [9] (0:11.86)	0:47.06 [10] (0:11.48)	0:35.58 [10] (0:11.64)	0:23.94 [9] (0:11.56)	0:35.58	-1
10	3	SCUTI Yvette Lewis	2	63.8 800m	0:08.96 Overall	1:20.06 [10] (0:08.96)	1:11.10 [8] (0:11.71)	0:59.39 [6] (0:11.91)	0:47.48 [9] (0:11.45)	0:36.03 [7] (0:11.60)	0:24.43 [7] (0:11.87)	0:36.03	-5

Scratched: Flaming Maree (#12), Murmurs (#8), Brooklyn Daisy (#14), Vermilion Kirin (#6), Intruder (#1), Synergy In Motion (#5), Warna (#7), Sand 'N' Power (#9), Humid (#15), Princess Moneybags (#17), Beta

[] Ranking at each section and finish
 -:-:- No data available at this section
 NA No data available

SCN Saddle cloth number
 DNF Did not finish
 DNT Did not track



Aquis Park Gold Coast QLD Professional

Race 6: TALLEBUDGERA SURF CLUB Maiden Handicap - 1300m



22 February 2025 - 15:25

Track Rating: Soft 5, Weather: Fine, Rail Position: +9m 900m-400m; +6m Remainder

Section				200m				Last 600m	
Field Times				0:11.98 (0:11.98)				0:35.46	
Rank	TAB	Horse/Jockey	Barrier	Top Speed [km/h]	Fastest Section	Margin			Distance Travelled [m]
1	4	WARRIOR HEAD Nozi Tomizawa	4	63.6 800m	0:08.67 Overall	0:11.98 [1] (0:11.98)	1:18.78		0:35.21
2	11	ZOULAR Montana Philpot	8	64.6 1200m	0:08.85 Overall	0:12.10 [2] (0:12.10)	0.8L		0:35.44 -2
3	22	CASTELVETRANO Ryan Curatolo	1	63.6 400m	0:08.61 Overall	0:12.13 [3] (0:12.13)	1.6L		0:35.21 -10
4	2	O'CALDINO Sean Cormack	7	63.5 800m	0:08.95 Overall	0:11.83 [6] (0:11.83)	1.7L		0:35.15 +1
5	20	NATIONAL INTEREST Chris Whiteley	9	66.1 600m	0:09.01 Overall	0:12.17 [5] (0:12.17)	2.7L		0:35.19 +5
6	19	TORERA Brandon Lerena	10	64.1 1200m	0:08.89 Overall	0:12.25 [7] (0:12.25)	4.2L		0:35.97 +6
7	18	SUSPICIOUS LOVE Chelsea Baker	5	63.7 800m	0:08.94 Overall	0:12.18 [9] (0:12.18)	4.7L		0:35.56 -1
8	10	FINAL VOYAGE Anthony Allen	3	62.8 1200m	0:08.47 Overall	0:12.67 [4] (0:12.67)	4.8L		0:36.34 +0
9	16	COLINTON Georgina Cartwright	6	63.8 800m	0:09.10 Overall	0:12.38 [8] (0:12.38)	5.3L		0:35.58 -1
10	3	SCUTI Yvette Lewis	2	63.8 800m	0:08.96 Overall	0:12.56 [10] (0:12.56)	7.1L		0:36.03 -5

Scratched: Flaming Maree (#12), Murmurs (#8), Brooklyn Daisy (#14), Vermilion Kirin (#6), Intruder (#1), Synergy In Motion (#5), Warna (#7), Sand 'N' Power (#9), Humid (#15), Princess Moneybags (#17), Beta

[] Ranking at each section and finish
 -:-:- No data available at this section
 NA No data available

SCN Saddle cloth number
 DNF Did not finish
 DNT Did not track



Horse/Jockey Name	Warrior Head
Final Rank	1
Fastest Section Time (Section)	0:08.67 (Overall)
Top Speed [km/h] (Section)	63.6 (800m)
Race State	Finished



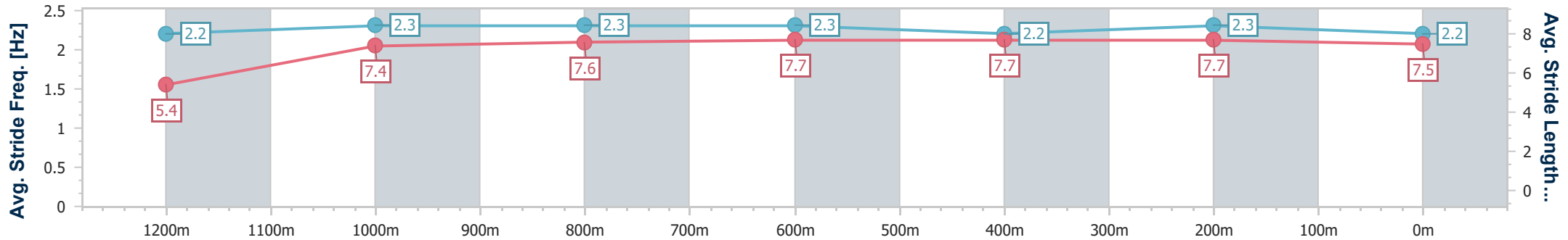
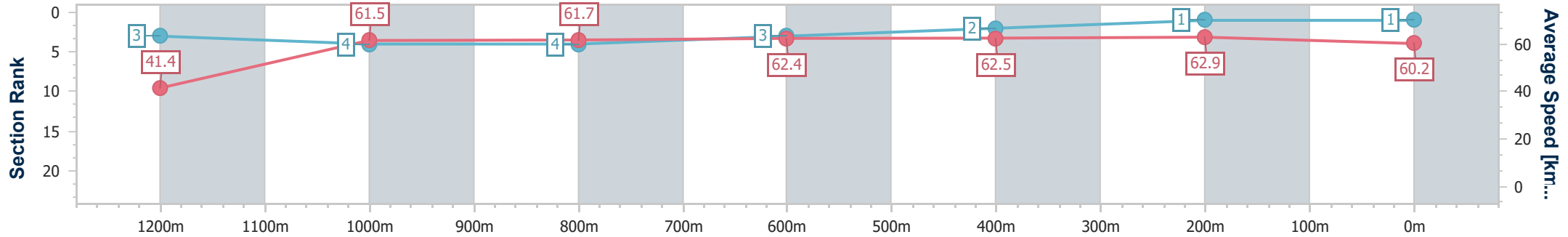
Aquis Park Gold Coast QLD Professional
Race 6: TALLEBUDGERA SURF CLUB Maiden Handicap - 1300m



22 February 2025 - 15:25

Track Rating: Soft 5, Weather: Fine, Rail Position: +9m 900m-400m; +6m Remainder

Section	Overall	1200m	1000m	800m	600m	400m	200m
Section Times	1:18.78 [1] (0:08.67)	1:10.11 [3] (0:11.72)	0:58.39 [4] (0:11.64)	0:46.75 [4] (0:11.54)	0:35.21 [3] (0:11.72)	0:23.49 [2] (0:11.51)	0:11.98 [1] (0:11.98)
Average Speed [km/h]	41.4	61.5	61.7	62.4	62.5	62.9	60.2
Top Speed [km/h]	59.3	62.3	63.0	63.6	63.0	63.5	63.2
Avg. Dist. to Rail [m]	4.4	1.4	1.5	0.8	2.9	5.0	3.7
Avg. Stride Freq. [Hz]	2.2	2.3	2.3	2.3	2.2	2.3	2.2
Avg. Stride Length [m]	5.4	7.4	7.6	7.7	7.7	7.7	7.5



- [] Ranking at each section and finish
- .-.- No data available at this section
- NA No data available



Horse/Jockey Name	Zoular
Final Rank	2
Fastest Section Time (Section)	0:08.85 (Overall)
Top Speed [km/h] (Section)	64.6 (1200m)
Race State	Finished



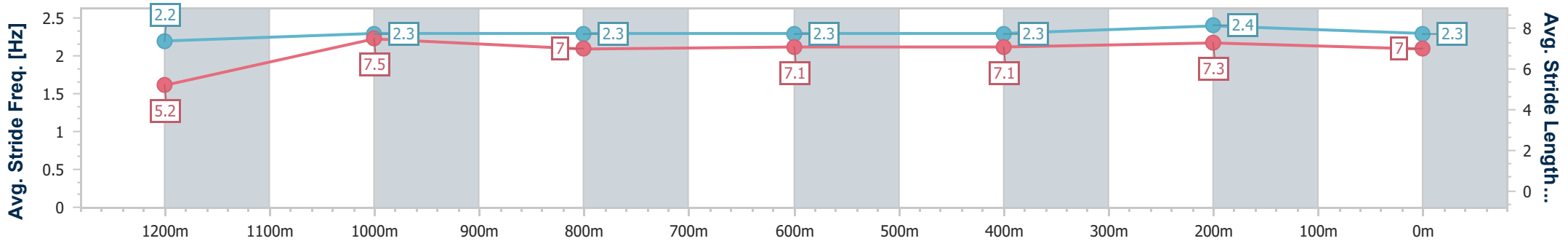
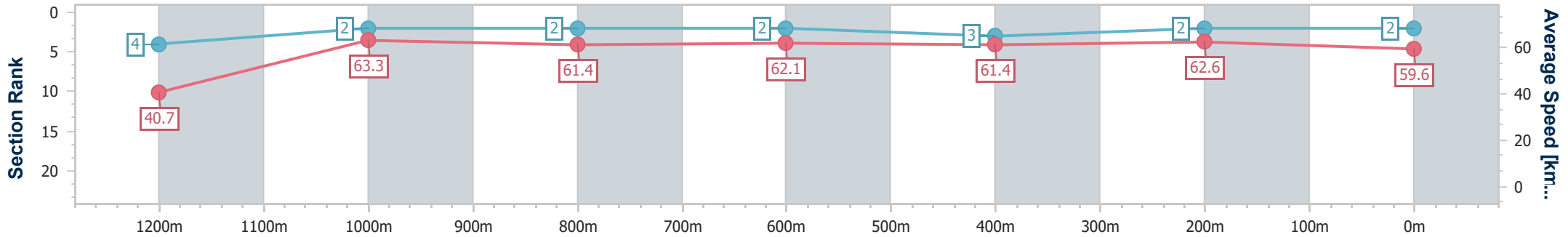
Aquis Park Gold Coast QLD Professional
Race 6: TALLEBUDGERA SURF CLUB Maiden Handicap - 1300m



22 February 2025 - 15:25

Track Rating: Soft 5, Weather: Fine, Rail Position: +9m 900m-400m; +6m Remainder

Section	Overall	1200m	1000m	800m	600m	400m	200m
Section Times	1:18.94 [2] (0:08.85)	1:10.09 [4] (0:11.38)	0:58.71 [2] (0:11.71)	0:47.00 [2] (0:11.56)	0:35.44 [2] (0:11.80)	0:23.64 [3] (0:11.54)	0:12.10 [2] (0:12.10)
Average Speed [km/h]	40.7	63.3	61.4	62.1	61.4	62.6	59.6
Top Speed [km/h]	61.8	64.6	62.2	63.0	62.3	63.4	61.7
Avg. Dist. to Rail [m]	8.9	3.5	1.0	0.4	1.7	3.1	2.4
Avg. Stride Freq. [Hz]	2.2	2.3	2.3	2.3	2.3	2.4	2.3
Avg. Stride Length [m]	5.2	7.5	7.0	7.1	7.1	7.3	7.0



- [] Ranking at each section and finish
- .-.- No data available at this section
- NA No data available



Horse/Jockey Name	Castelvetrano
Final Rank	3
Fastest Section Time (Section)	0:08.61 (Overall)
Top Speed [km/h] (Section)	63.6 (400m)
Race State	Finished



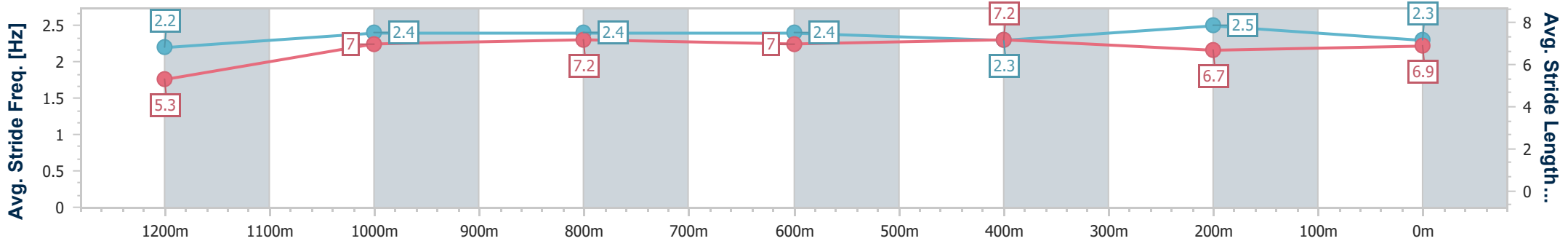
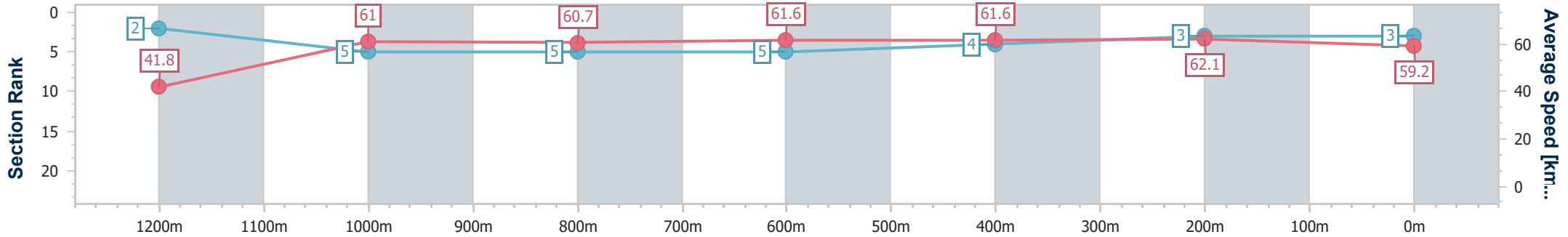
Aquis Park Gold Coast QLD Professional
Race 6: TALLEBUDGERA SURF CLUB Maiden Handicap - 1300m



22 February 2025 - 15:25

Track Rating: Soft 5, Weather: Fine, Rail Position: +9m 900m-400m; +6m Remainder

Section	Overall	1200m	1000m	800m	600m	400m	200m
Section Times	1:19.07 [3] (0:08.61)	1:10.46 [2] (0:11.82)	0:58.64 [5] (0:11.87)	0:46.77 [5] (0:11.56)	0:35.21 [5] (0:11.47)	0:23.74 [4] (0:11.61)	0:12.13 [3] (0:12.13)
Average Speed [km/h]	41.8	61.0	60.7	61.6	61.6	62.1	59.2
Top Speed [km/h]	59.5	61.9	61.8	63.2	62.3	63.6	61.4
Avg. Dist. to Rail [m]	3.2	2.3	1.0	2.4	3.4	1.3	0.6
Avg. Stride Freq. [Hz]	2.2	2.4	2.4	2.4	2.3	2.5	2.3
Avg. Stride Length [m]	5.3	7.0	7.2	7.0	7.2	6.7	6.9



- [] Ranking at each section and finish
- .-.- No data available at this section
- NA No data available



Horse/Jockey Name	O'caldino
Final Rank	4
Fastest Section Time (Section)	0:08.95 (Overall)
Top Speed [km/h] (Section)	63.5 (800m)
Race State	Finished



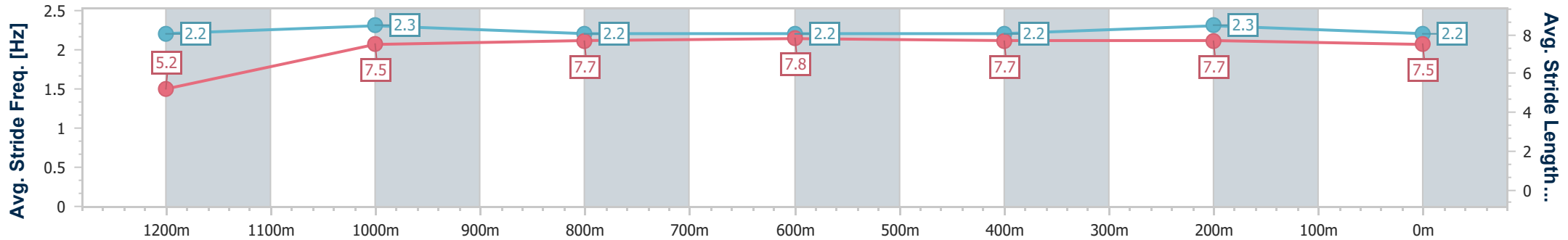
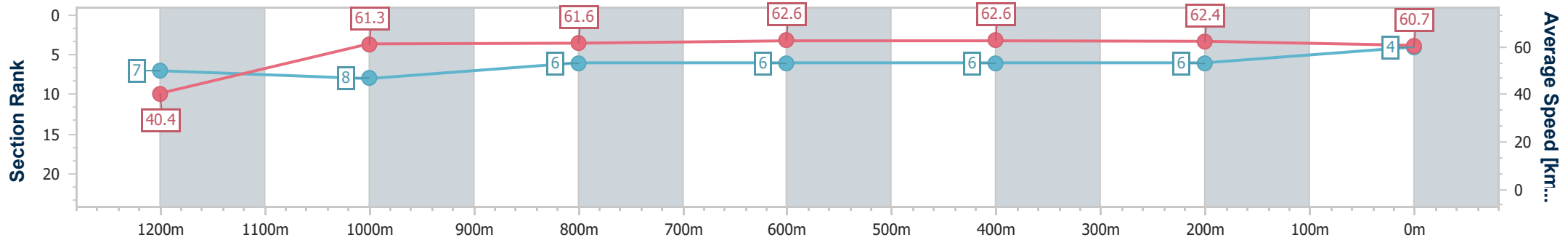
Aquis Park Gold Coast QLD Professional
 Race 6: TALLEBUDGERA SURF CLUB Maiden Handicap - 1300m



22 February 2025 - 15:25

Track Rating: Soft 5, Weather: Fine, Rail Position: +9m 900m-400m; +6m Remainder

Section	Overall	1200m	1000m	800m	600m	400m	200m
Section Times	1:19.07 [4] (0:08.95)	1:10.12 [7] (0:11.77)	0:58.35 [8] (0:11.69)	0:46.66 [6] (0:11.51)	0:35.15 [6] (0:11.68)	0:23.47 [6] (0:11.64)	0:11.83 [6] (0:11.83)
Average Speed [km/h]	40.4	61.3	61.6	62.6	62.6	62.4	60.7
Top Speed [km/h]	60.1	62.0	62.8	63.5	63.1	63.2	61.8
Avg. Dist. to Rail [m]	7.6	2.6	1.2	0.4	3.1	7.2	8.4
Avg. Stride Freq. [Hz]	2.2	2.3	2.2	2.2	2.2	2.3	2.2
Avg. Stride Length [m]	5.2	7.5	7.7	7.8	7.7	7.7	7.5



- [] Ranking at each section and finish
- .-.- No data available at this section
- NA No data available



Horse/Jockey Name	National Interest
Final Rank	5
Fastest Section Time (Section)	0:09.01 (Overall)
Top Speed [km/h] (Section)	66.1 (600m)
Race State	Finished



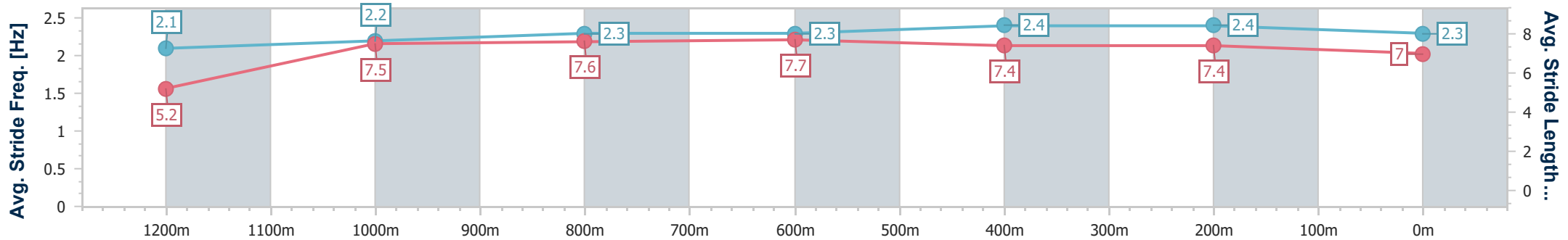
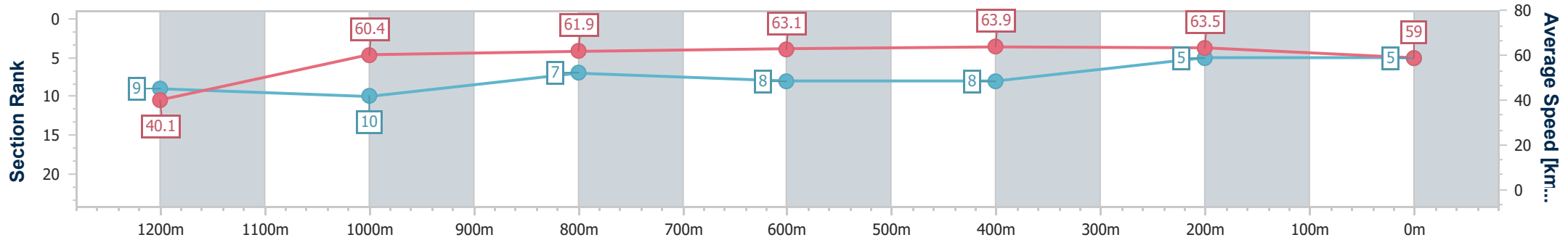
Aquis Park Gold Coast QLD Professional
Race 6: TALLEBUDGERA SURF CLUB Maiden Handicap - 1300m



22 February 2025 - 15:25

Track Rating: Soft 5, Weather: Fine, Rail Position: +9m 900m-400m; +6m Remainder

Section	Overall	1200m	1000m	800m	600m	400m	200m
Section Times	1:19.27 [5] (0:09.01)	1:10.26 [9] (0:11.92)	0:58.34 [10] (0:11.62)	0:46.72 [7] (0:11.53)	0:35.19 [8] (0:11.55)	0:23.64 [8] (0:11.47)	0:12.17 [5] (0:12.17)
Average Speed [km/h]	40.1	60.4	61.9	63.1	63.9	63.5	59.0
Top Speed [km/h]	59.6	61.9	63.5	64.0	66.1	64.3	61.6
Avg. Dist. to Rail [m]	9.3	2.3	1.7	2.1	5.3	7.4	6.2
Avg. Stride Freq. [Hz]	2.1	2.2	2.3	2.3	2.4	2.4	2.3
Avg. Stride Length [m]	5.2	7.5	7.6	7.7	7.4	7.4	7.0



- [] Ranking at each section and finish
- .-.- No data available at this section
- NA No data available



Horse/Jockey Name	Torera
Final Rank	6
Fastest Section Time (Section)	0:08.89 (Overall)
Top Speed [km/h] (Section)	64.1 (1200m)
Race State	Finished



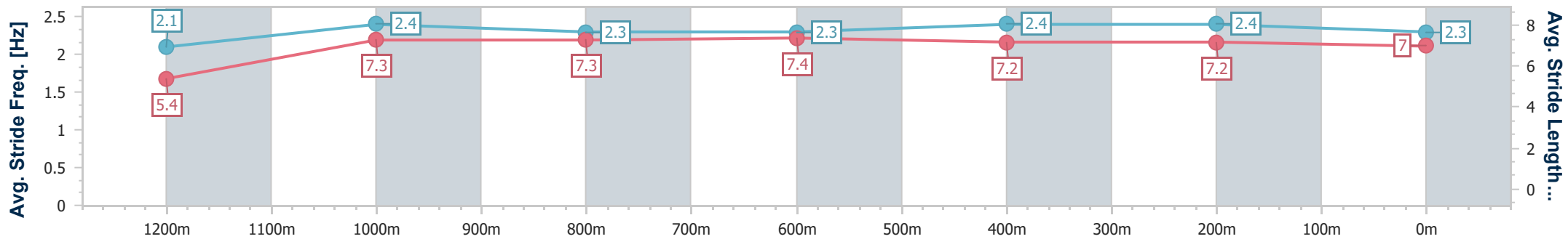
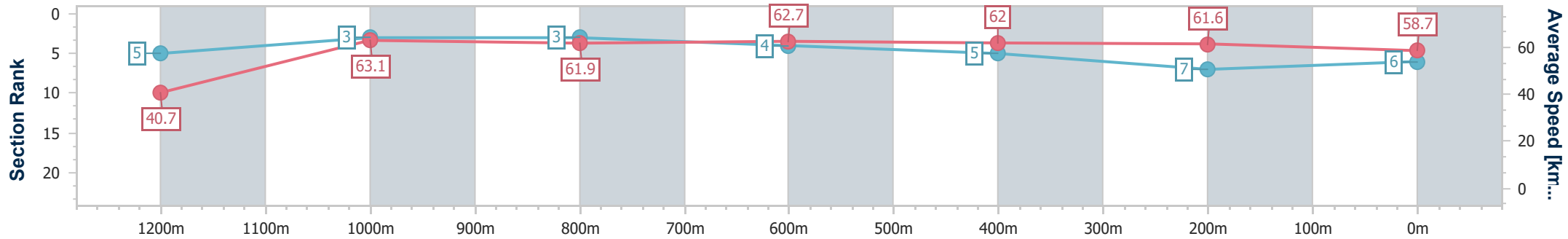
Aquis Park Gold Coast QLD Professional
Race 6: TALLEBUDGERA SURF CLUB Maiden Handicap - 1300m



22 February 2025 - 15:25

Track Rating: Soft 5, Weather: Fine, Rail Position: +9m 900m-400m; +6m Remainder

Section	Overall	1200m	1000m	800m	600m	400m	200m
Section Times	1:19.54 [6] (0:08.89)	1:10.65 [5] (0:11.42)	0:59.23 [3] (0:11.64)	0:47.59 [3] (0:11.62)	0:35.97 [4] (0:11.93)	0:24.04 [5] (0:11.79)	0:12.25 [7] (0:12.25)
Average Speed [km/h]	40.7	63.1	61.9	62.7	62.0	61.6	58.7
Top Speed [km/h]	61.4	64.1	62.6	63.3	63.6	62.4	61.1
Avg. Dist. to Rail [m]	10.4	3.1	1.9	2.6	5.2	5.1	3.9
Avg. Stride Freq. [Hz]	2.1	2.4	2.3	2.3	2.4	2.4	2.3
Avg. Stride Length [m]	5.4	7.3	7.3	7.4	7.2	7.2	7.0



- [] Ranking at each section and finish
- .-.- No data available at this section
- NA No data available



Horse/Jockey Name	Suspicious Love
Final Rank	7
Fastest Section Time (Section)	0:08.94 (Overall)
Top Speed [km/h] (Section)	63.7 (800m)
Race State	Finished



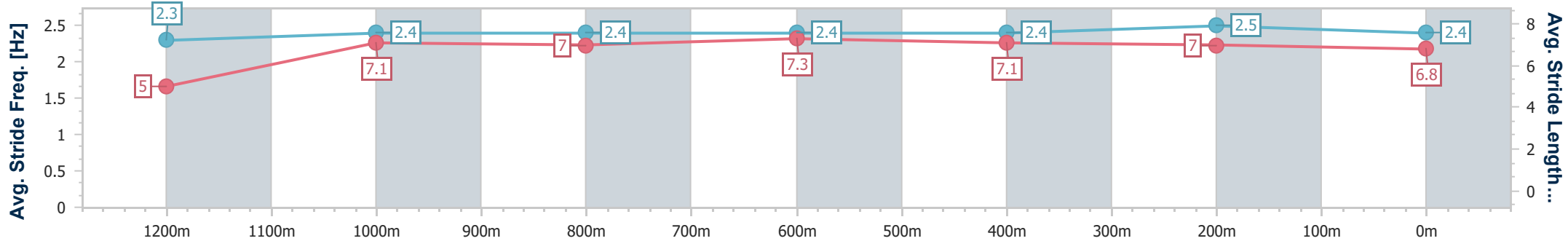
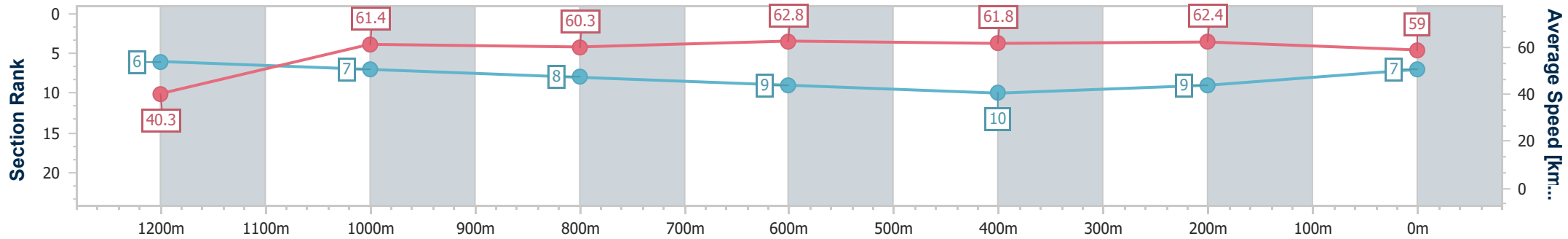
Aquis Park Gold Coast QLD Professional
Race 6: TALLEBUDGERA SURF CLUB Maiden Handicap - 1300m



22 February 2025 - 15:25

Track Rating: Soft 5, Weather: Fine, Rail Position: +9m 900m-400m; +6m Remainder

Section	Overall	1200m	1000m	800m	600m	400m	200m
Section Times	1:19.66 [7] (0:08.94)	1:10.72 [6] (0:11.74)	0:58.98 [7] (0:11.87)	0:47.11 [8] (0:11.55)	0:35.56 [9] (0:11.75)	0:23.81 [10] (0:11.63)	0:12.18 [9] (0:12.18)
Average Speed [km/h]	40.3	61.4	60.3	62.8	61.8	62.4	59.0
Top Speed [km/h]	59.5	62.2	61.6	63.7	62.8	63.1	59.8
Avg. Dist. to Rail [m]	5.8	0.9	1.3	1.4	2.3	3.8	5.7
Avg. Stride Freq. [Hz]	2.3	2.4	2.4	2.4	2.4	2.5	2.4
Avg. Stride Length [m]	5.0	7.1	7.0	7.3	7.1	7.0	6.8



- [] Ranking at each section and finish
- .-.- No data available at this section
- NA No data available



Horse/Jockey Name	Final Voyage
Final Rank	8
Fastest Section Time (Section)	0:08.47 (Overall)
Top Speed [km/h] (Section)	62.8 (1200m)
Race State	Finished



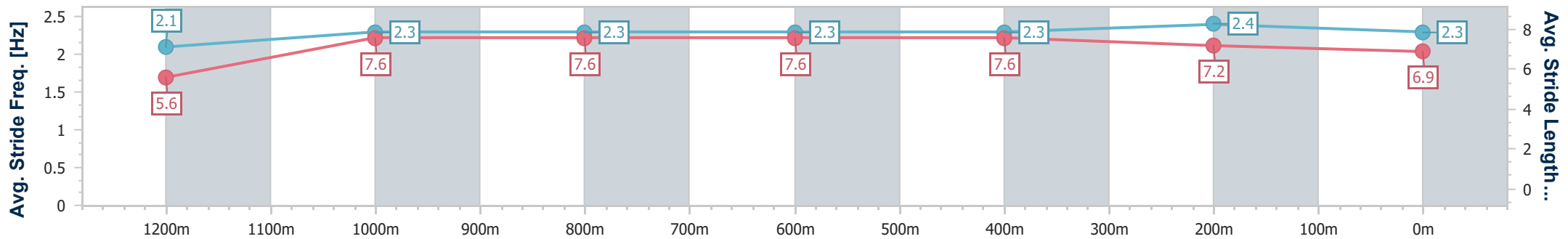
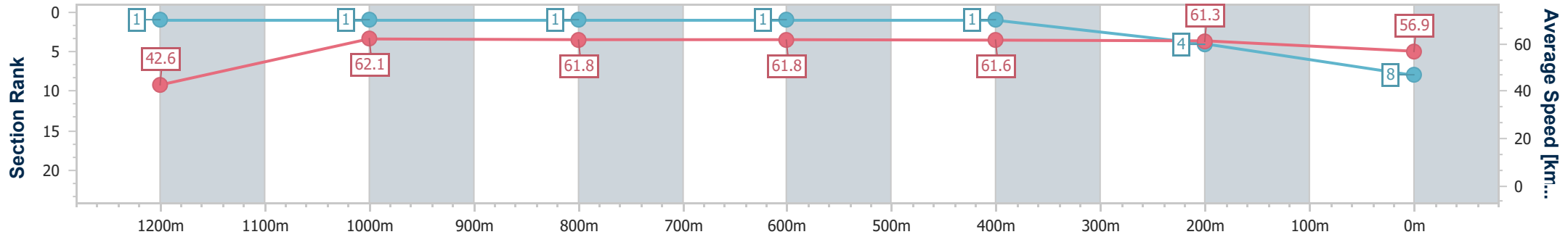
Aquis Park Gold Coast QLD Professional
Race 6: TALLEBUDGERA SURF CLUB Maiden Handicap - 1300m



22 February 2025 - 15:25

Track Rating: Soft 5, Weather: Fine, Rail Position: +9m 900m-400m; +6m Remainder

Section	Overall	1200m	1000m	800m	600m	400m	200m
Section Times	1:19.66 [8] (0:08.47)	1:11.19 [1] (0:11.59)	0:59.60 [1] (0:11.55)	0:48.05 [1] (0:11.71)	0:36.34 [1] (0:11.84)	0:24.50 [1] (0:11.83)	0:12.67 [4] (0:12.67)
Average Speed [km/h]	42.6	62.1	61.8	61.8	61.6	61.3	56.9
Top Speed [km/h]	60.0	62.8	62.5	62.3	62.2	62.4	59.1
Avg. Dist. to Rail [m]	4.1	1.7	1.5	1.6	2.8	4.3	5.4
Avg. Stride Freq. [Hz]	2.1	2.3	2.3	2.3	2.3	2.4	2.3
Avg. Stride Length [m]	5.6	7.6	7.6	7.6	7.6	7.2	6.9



- [] Ranking at each section and finish
- .-.- No data available at this section
- NA No data available



Horse/Jockey Name	Colinton
Final Rank	9
Fastest Section Time (Section)	0:09.10 (Overall)
Top Speed [km/h] (Section)	63.8 (800m)
Race State	Finished



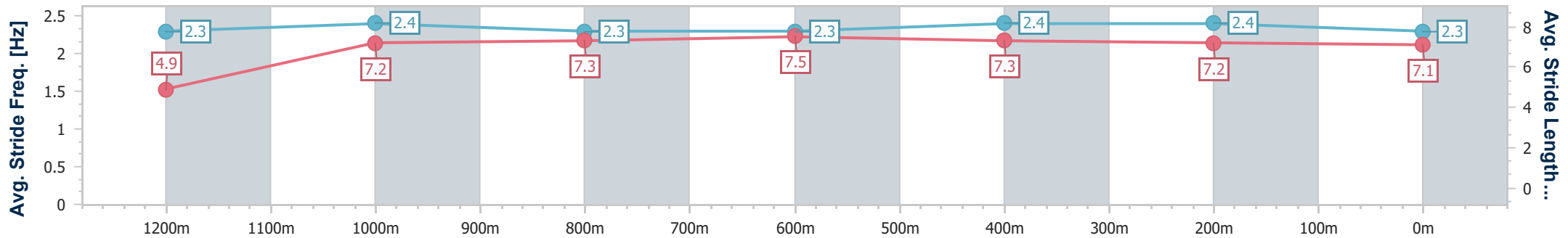
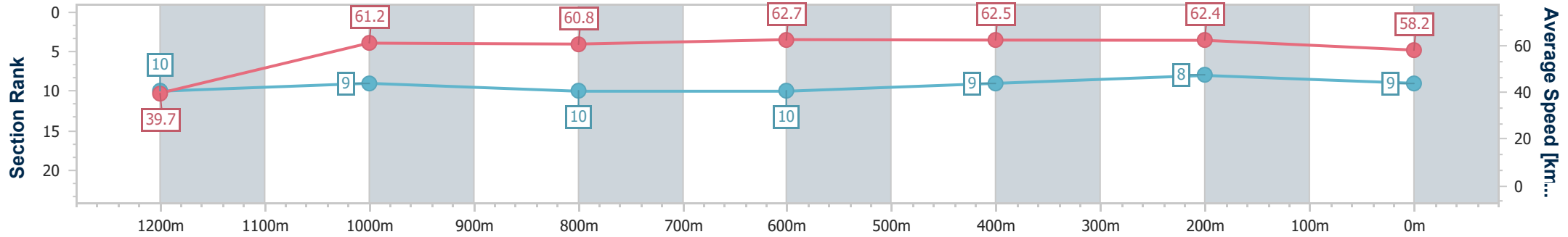
Aquis Park Gold Coast QLD Professional
 Race 6: TALLEBUDGERA SURF CLUB Maiden Handicap - 1300m



22 February 2025 - 15:25

Track Rating: Soft 5, Weather: Fine, Rail Position: +9m 900m-400m; +6m Remainder

Section	Overall	1200m	1000m	800m	600m	400m	200m
Section Times	1:19.76 [9] (0:09.10)	1:10.66 [10] (0:11.74)	0:58.92 [9] (0:11.86)	0:47.06 [10] (0:11.48)	0:35.58 [10] (0:11.64)	0:23.94 [9] (0:11.56)	0:12.38 [8] (0:12.38)
Average Speed [km/h]	39.7	61.2	60.8	62.7	62.5	62.4	58.2
Top Speed [km/h]	62.4	63.2	62.1	63.8	63.5	63.6	60.4
Avg. Dist. to Rail [m]	6.3	1.6	1.7	0.7	1.9	3.1	2.6
Avg. Stride Freq. [Hz]	2.3	2.4	2.3	2.3	2.4	2.4	2.3
Avg. Stride Length [m]	4.9	7.2	7.3	7.5	7.3	7.2	7.1



- [] Ranking at each section and finish
- .-.- No data available at this section
- NA No data available



Horse/Jockey Name	Scuti
Final Rank	10
Fastest Section Time (Section)	0:08.96 (Overall)
Top Speed [km/h] (Section)	63.8 (800m)
Race State	Finished



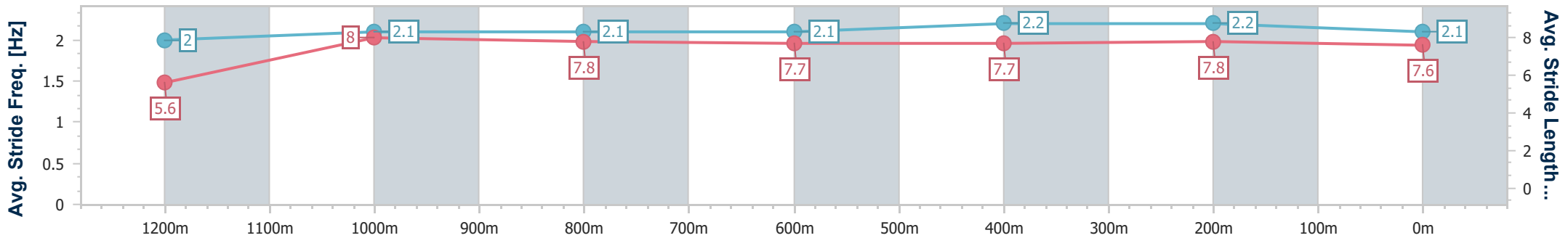
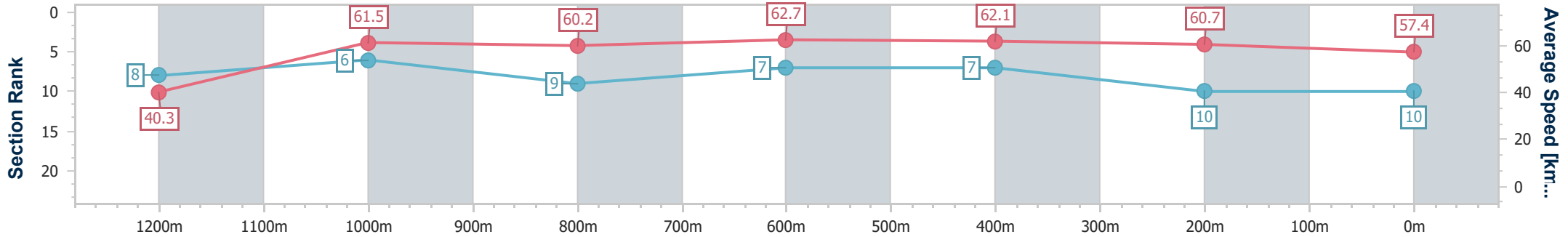
Aquis Park Gold Coast QLD Professional
Race 6: TALLEBUDGERA SURF CLUB Maiden Handicap - 1300m



22 February 2025 - 15:25

Track Rating: Soft 5, Weather: Fine, Rail Position: +9m 900m-400m; +6m Remainder

Section	Overall	1200m	1000m	800m	600m	400m	200m
Section Times	1:20.06 [10] (0:08.96)	1:11.10 [8] (0:11.71)	0:59.39 [6] (0:11.91)	0:47.48 [9] (0:11.45)	0:36.03 [7] (0:11.60)	0:24.43 [7] (0:11.87)	0:12.56 [10] (0:12.56)
Average Speed [km/h]	40.3	61.5	60.2	62.7	62.1	60.7	57.4
Top Speed [km/h]	60.2	62.3	63.0	63.8	63.0	61.3	59.7
Avg. Dist. to Rail [m]	3.6	0.8	1.3	0.5	1.0	1.1	1.2
Avg. Stride Freq. [Hz]	2.0	2.1	2.1	2.1	2.2	2.2	2.1
Avg. Stride Length [m]	5.6	8.0	7.8	7.7	7.7	7.8	7.6



- [] Ranking at each section and finish
- .-.- No data available at this section
- NA No data available

Track Rating: Soft 5, Weather: Fine, Rail Position: +9m 900m-400m; +6m Remainder

Section		Overall	1200m	1000m	800m	600m	400m	Last 600m				
Field Times		1:17.18 (0:08.33)	1:08.85 (0:11.10)	0:57.75 (0:11.30)	0:46.45 (0:11.25)	0:35.20 (0:11.59)	0:23.61 (0:11.67)	0:35.20				
Rank	TAB Horse/Jockey	Barrier	Top Speed [km/h]	Fastest Section	Distance Travelled [m]							
1	5 OCEAN ALPS Corey Sutherland	8	66.5 1200m	0:08.61 Overall	1:17.18 [1] (0:08.61)	1:08.57 [6] (0:11.18)	0:57.39 [6] (0:11.52)	0:45.87 [7] (0:11.30)	0:34.57 [7] (0:11.29)	0:23.28 [5] (0:11.34)	0:34.57	
2	18 CAPE CRUSADER Brandon Lerena	4	66.7 400m	0:08.77 Overall	1:17.21 [2] (0:08.77)	1:08.44 [10] (0:11.67)	0:56.77 [11] (0:11.56)	0:45.21 [11] (0:11.06)	0:34.15 [10] (0:11.13)	0:23.02 [8] (0:11.18)	0:34.15	-8
3	8 HEYOKA Simon Miller	7	66.5 1200m	0:08.33 Overall	1:17.34 [3] (0:08.33)	1:09.01 [1] (0:11.10)	0:57.91 [1] (0:11.30)	0:46.61 [1] (0:11.30)	0:35.31 [2] (0:11.58)	0:23.73 [2] (0:11.64)	0:35.31	-2
4	12 CARPACCIO Jaden Lloyd	6	66.6 1000m	0:08.41 Overall	1:17.34 [4] (0:08.41)	1:08.93 [3] (0:11.18)	0:57.75 [3] (0:11.30)	0:46.45 [4] (0:11.31)	0:35.14 [4] (0:11.52)	0:23.62 [3] (0:11.53)	0:35.14	-4
5	17 PANGAEA Elione Chaves	2	66.2 200m	0:08.64 Overall	1:17.64 [5] (0:08.64)	1:09.00 [7] (0:11.43)	0:57.57 [8] (0:11.50)	0:46.07 [8] (0:11.37)	0:34.70 [8] (0:11.45)	0:23.25 [10] (0:11.46)	0:34.70	-1
6	4 TWYFORD Sean Cormack	9	67.1 1200m	0:08.50 Overall	1:17.65 [6] (0:08.50)	1:09.15 [5] (0:11.00)	0:58.15 [2] (0:11.35)	0:46.80 [3] (0:11.21)	0:35.59 [3] (0:11.69)	0:23.90 [4] (0:11.66)	0:35.59	-2
7	13 SUSPECT Jackson Murphy	5	65.3 800m	0:08.39 Overall	1:17.68 [7] (0:08.39)	1:09.29 [2] (0:11.35)	0:57.94 [5] (0:11.43)	0:46.51 [5] (0:11.32)	0:35.19 [5] (0:11.47)	0:23.72 [6] (0:11.64)	0:35.19	-3
8	1 GENETIC FREAK Dan McGillivray	10	65.0 800m	0:08.90 Overall	1:18.26 [8] (0:08.90)	1:09.36 [13] (0:11.37)	0:57.99 [9] (0:11.42)	0:46.57 [9] (0:11.26)	0:35.31 [9] (0:11.30)	0:24.01 [9] (0:11.61)	0:35.31	-7
9	2 DWINDLING SPIRIT Siobhan Rutledge	11	66.0 800m	0:08.73 Overall	1:18.27 [9] (0:08.73)	1:09.54 [9] (0:11.68)	0:57.86 [10] (0:11.56)	0:46.30 [10] (0:11.17)	0:35.13 [11] (0:11.34)	0:23.79 [11] (0:11.55)	0:35.13	-1
10	3 PUNGO Jace McMurray	3	66.0 1200m	0:08.48 Overall	1:18.29 [10] (0:08.48)	1:09.81 [4] (0:11.14)	0:58.67 [4] (0:11.18)	0:47.49 [2] (0:11.18)	0:36.31 [1] (0:11.59)	0:24.72 [1] (0:11.86)	0:36.31	-8

Scratched: West Cork (#10), Trapeze Torque (#20), Lord Vader (#22), Sobute (#6), Smart Recognition (#9), Under The Palais (#14), Kareem (#16), Bauhaus (#21)



Aquis Park Gold Coast QLD Professional

Race 7: COMMERCIAL KITCHEN COMPANY BENCHMARK 65 Handicap - 1300m

22 February 2025 - 16:04



Track Rating: Soft 5, Weather: Fine, Rail Position: +9m 900m-400m; +6m Remainder

Section	Overall	1200m	1000m	800m	600m	400m	Last 600m
Field Times	1:17.18 (0:08.33)	1:08.85 (0:11.10)	0:57.75 (0:11.30)	0:46.45 (0:11.25)	0:35.20 (0:11.59)	0:23.61 (0:11.67)	0:35.20

Rank	TAB	Horse/Jockey	Barrier	Top Speed [km/h]	Fastest Section	Overall	1200m	1000m	800m	600m	400m	Last 600m	Distance Travelled [m]
11	19	PORT RIVER BILLIE Anthony Allen	12	66.1 800m	0:09.00 Overall	1:18.60 [11] (0:09.00)	1:09.60 [14] (0:11.69)	0:57.91 [12] (0:11.55)	0:46.36 [12] (0:11.15)	0:35.21 [13] (0:11.45)	0:23.76 [13] (0:11.63)	0:35.21	-6
12	7	ISLAND MAGIC Georgina Cartwright	14	66.1 800m	0:08.82 Overall	1:18.61 [12] (0:08.82)	1:09.79 [11] (0:11.88)	0:57.91 [13] (0:11.56)	0:46.35 [13] (0:11.12)	0:35.23 [12] (0:11.25)	0:23.98 [12] (0:11.56)	0:35.23	-1
13	11	BIAS Adin Thompson	13	66.9 800m	0:08.86 Overall	1:18.95 [13] (0:08.86)	1:10.09 [12] (0:11.93)	0:58.16 [14] (0:11.68)	0:46.48 [14] (0:11.13)	0:35.35 [14] (0:11.41)	0:23.94 [14] (0:11.69)	0:35.35	-5
14	15	PARIS AFFAIR Yvette Lewis	1	65.8 800m	0:08.66 Overall	1:19.07 [14] (0:08.66)	1:10.41 [8] (0:11.24)	0:59.17 [7] (0:11.35)	0:47.82 [6] (0:11.25)	0:36.57 [6] (0:11.59)	0:24.98 [7] (0:11.96)	0:36.57	-7

Scratched: West Cork (#10), Trapeze Torque (#20), Lord Vader (#22), Sobute (#6), Smart Recognition (#9), Under The Palais (#14), Kareem (#16), Bauhaus (#21)

[] Ranking at each section and finish
 -:-:-:- No data available at this section
 NA No data available

SCN Saddle cloth number
 DNF Did not finish
 DNT Did not track



Aquis Park Gold Coast QLD Professional
Race 7: COMMERCIAL KITCHEN COMPANY BENCHMARK 65 Handicap - 1300m
22 February 2025 - 16:04



Track Rating: Soft 5, Weather: Fine, Rail Position: +9m 900m-400m; +6m Remainder

Section				200m				Last 600m	
Field Times				0:11.94 (0:11.94)				0:35.20	
Rank	TAB	Horse/Jockey	Barrier	Top Speed [km/h]	Fastest Section	Margin			Distance Travelled [m]
1	5	OCEAN ALPS Corey Sutherland	8	66.5 1200m	0:08.61 Overall	0:11.94 [1] (0:11.94)	1:17.18		0:34.57
2	18	CAPE CRUSADER Brandon Lerena	4	66.7 400m	0:08.77 Overall	0:11.84 [4] (0:11.84)	0.2L		0:34.15 -8
3	8	HEYOKA Simon Miller	7	66.5 1200m	0:08.33 Overall	0:12.09 [2] (0:12.09)	0.7L		0:35.31 -2
4	12	CARPACCIO Jaden Lloyd	6	66.6 1000m	0:08.41 Overall	0:12.09 [3] (0:12.09)	0.8L		0:35.14 -4
5	17	PANGAEA Elione Chaves	2	66.2 200m	0:08.64 Overall	0:11.79 [8] (0:11.79)	2.6L		0:34.70 -1
6	4	TWYFORD Sean Cormack	9	67.1 1200m	0:08.50 Overall	0:12.24 [5] (0:12.24)	2.7L		0:35.59 -2
7	13	SUSPECT Jackson Murphy	5	65.3 800m	0:08.39 Overall	0:12.08 [7] (0:12.08)	2.9L		0:35.19 -3
8	1	GENETIC FREAK Dan McGillivray	10	65.0 800m	0:08.90 Overall	0:12.40 [9] (0:12.40)	6.2L		0:35.31 -7
9	2	DWINDLING SPIRIT Siobhan Rutledge	11	66.0 800m	0:08.73 Overall	0:12.24 [10] (0:12.24)	6.3L		0:35.13 -1
10	3	PUNGO Jace McMurray	3	66.0 1200m	0:08.48 Overall	0:12.86 [6] (0:12.86)	6.4L		0:36.31 -8

Scratched: West Cork (#10), Trapeze Torque (#20), Lord Vader (#22), Sobute (#6), Smart Recognition (#9), Under The Palais (#14), Kareem (#16), Bauhaus (#21)

[] Ranking at each section and finish
 -:-:- No data available at this section
 NA No data available

SCN Saddle cloth number
 DNF Did not finish
 DNT Did not track



Aquis Park Gold Coast QLD Professional
Race 7: COMMERCIAL KITCHEN COMPANY BENCHMARK 65 Handicap - 1300m
22 February 2025 - 16:04



Track Rating: Soft 5, Weather: Fine, Rail Position: +9m 900m-400m; +6m Remainder

Section				200m				Last 600m		
Field Times				0:11.94 (0:11.94)				0:35.20		
Rank	TAB	Horse/Jockey	Barrier	Top Speed [km/h]	Fastest Section	Margin			Distance Travelled [m]	
11	19	PORT RIVER BILLIE	12	66.1	0:09.00	0:12.13 [13]	8.2L		0:35.21	-6
		Anthony Allen		800m	Overall	(0:12.13)				
12	7	ISLAND MAGIC	14	66.1	0:08.82	0:12.42 [12]	8.3L		0:35.23	-1
		Georgina Cartwright		800m	Overall	(0:12.42)				
13	11	BIAS	13	66.9	0:08.86	0:12.25 [14]	8.3L		0:35.35	-5
		Adin Thompson		800m	Overall	(0:12.25)				
14	15	PARIS AFFAIR	1	65.8	0:08.66	0:13.02 [11]	8.8L		0:36.57	-7
		Yvette Lewis		800m	Overall	(0:13.02)				

Scratched: West Cork (#10), Trapeze Torque (#20), Lord Vader (#22), Sobute (#6), Smart Recognition (#9), Under The Palais (#14), Kareem (#16), Bauhaus (#21)



Horse/Jockey Name	Ocean Alps
Final Rank	1
Fastest Section Time (Section)	0:08.61 (Overall)
Top Speed [km/h] (Section)	66.5 (1200m)
Race State	Finished



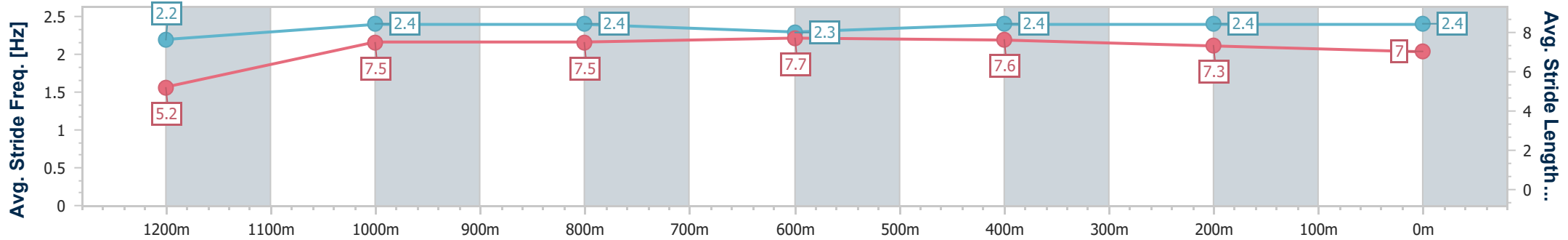
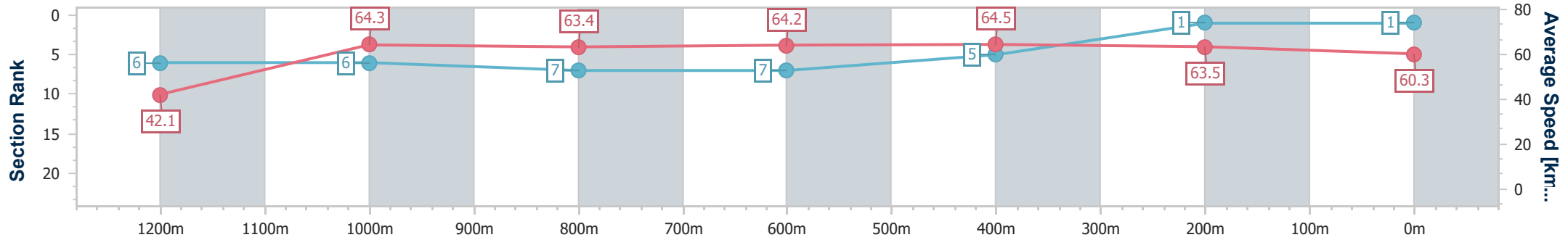
Aquis Park Gold Coast QLD Professional
 Race 7: COMMERCIAL KITCHEN COMPANY BENCHMARK 65
 Handicap - 1300m



22 February 2025 - 16:04

Track Rating: Soft 5, Weather: Fine, Rail Position: +9m 900m-400m;
 +6m Remainder

Section	Overall	1200m	1000m	800m	600m	400m	200m
Section Times	1:17.18 [1] (0:08.61)	1:08.57 [6] (0:11.18)	0:57.39 [6] (0:11.52)	0:45.87 [7] (0:11.30)	0:34.57 [7] (0:11.29)	0:23.28 [5] (0:11.34)	0:11.94 [1] (0:11.94)
Average Speed [km/h]	42.1	64.3	63.4	64.2	64.5	63.5	60.3
Top Speed [km/h]	62.8	66.5	64.8	65.7	66.1	65.1	62.9
Avg. Dist. to Rail [m]	7.4	3.1	2.4	1.7	2.0	4.2	5.6
Avg. Stride Freq. [Hz]	2.2	2.4	2.4	2.3	2.4	2.4	2.4
Avg. Stride Length [m]	5.2	7.5	7.5	7.7	7.6	7.3	7.0



- [] Ranking at each section and finish
- .-.- No data available at this section
- NA No data available



Horse/Jockey Name	Cape Crusader
Final Rank	2
Fastest Section Time (Section)	0:08.77 (Overall)
Top Speed [km/h] (Section)	66.7 (400m)
Race State	Finished



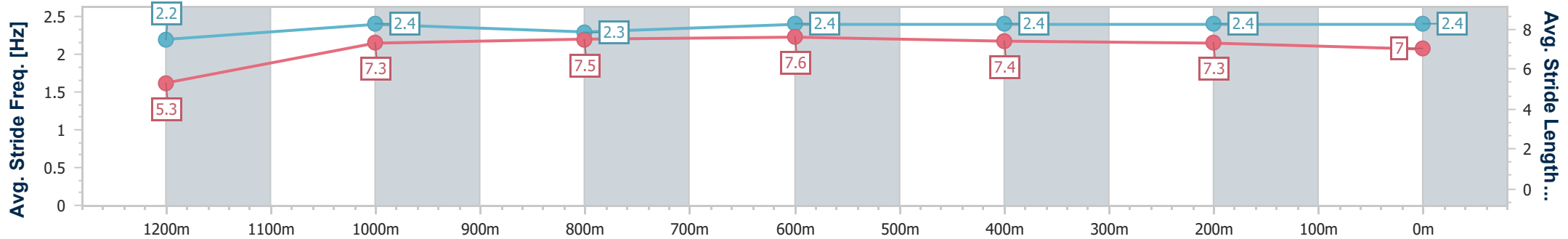
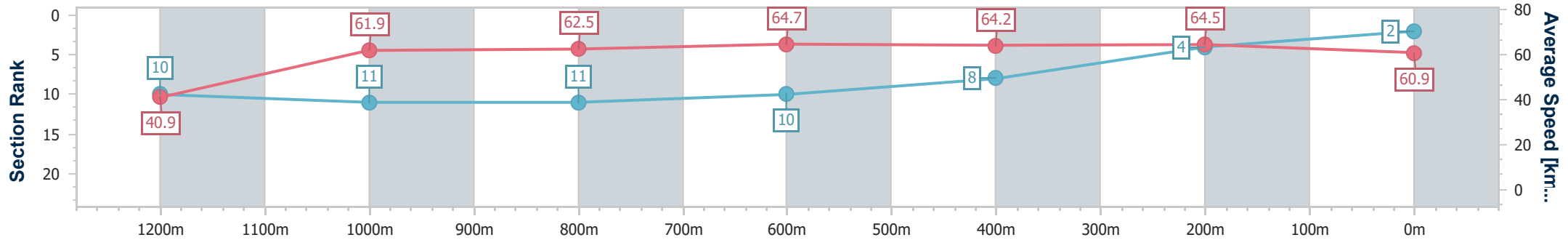
Aquis Park Gold Coast QLD Professional
Race 7: COMMERCIAL KITCHEN COMPANY BENCHMARK 65
Handicap - 1300m



22 February 2025 - 16:04

Track Rating: Soft 5, Weather: Fine, Rail Position: +9m 900m-400m;
+6m Remainder

Section	Overall	1200m	1000m	800m	600m	400m	200m
Section Times	1:17.21 [2] (0:08.77)	1:08.44 [10] (0:11.67)	0:56.77 [11] (0:11.56)	0:45.21 [11] (0:11.06)	0:34.15 [10] (0:11.13)	0:23.02 [8] (0:11.18)	0:11.84 [4] (0:11.84)
Average Speed [km/h]	40.9	61.9	62.5	64.7	64.2	64.5	60.9
Top Speed [km/h]	63.0	63.6	63.3	65.8	65.2	66.7	63.2
Avg. Dist. to Rail [m]	4.5	2.3	1.2	1.2	1.4	3.3	6.3
Avg. Stride Freq. [Hz]	2.2	2.4	2.3	2.4	2.4	2.4	2.4
Avg. Stride Length [m]	5.3	7.3	7.5	7.6	7.4	7.3	7.0



- [] Ranking at each section and finish
- .-.- No data available at this section
- NA No data available



Horse/Jockey Name	Heyoka
Final Rank	3
Fastest Section Time (Section)	0:08.33 (Overall)
Top Speed [km/h] (Section)	66.5 (1200m)
Race State	Finished



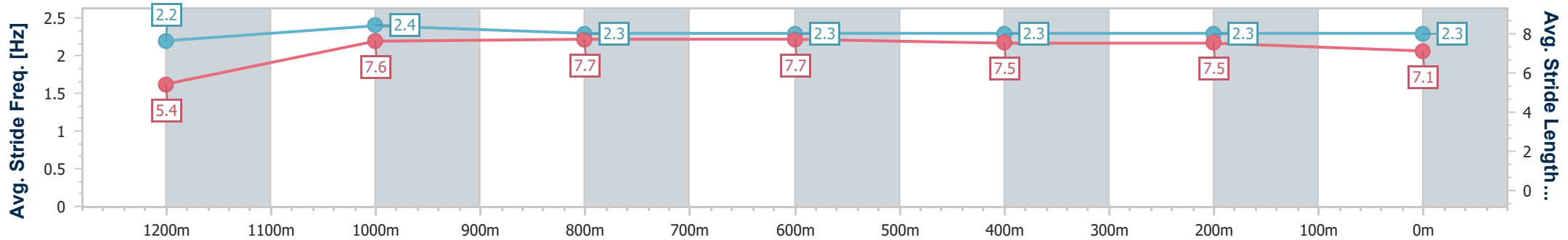
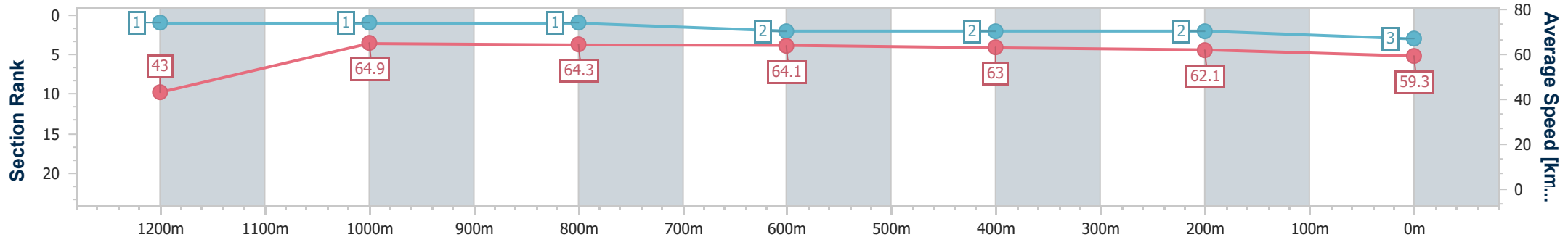
Aquis Park Gold Coast QLD Professional
Race 7: COMMERCIAL KITCHEN COMPANY BENCHMARK 65
Handicap - 1300m



22 February 2025 - 16:04

Track Rating: Soft 5, Weather: Fine, Rail Position: +9m 900m-400m;
 +6m Remainder

Section	Overall	1200m	1000m	800m	600m	400m	200m
Section Times	1:17.34 [3] (0:08.33)	1:09.01 [1] (0:11.10)	0:57.91 [1] (0:11.30)	0:46.61 [1] (0:11.30)	0:35.31 [2] (0:11.58)	0:23.73 [2] (0:11.64)	0:12.09 [2] (0:12.09)
Average Speed [km/h]	43.0	64.9	64.3	64.1	63.0	62.1	59.3
Top Speed [km/h]	64.1	66.5	65.2	65.4	64.1	62.8	61.5
Avg. Dist. to Rail [m]	7.7	3.5	1.7	2.1	2.2	2.3	3.6
Avg. Stride Freq. [Hz]	2.2	2.4	2.3	2.3	2.3	2.3	2.3
Avg. Stride Length [m]	5.4	7.6	7.7	7.7	7.5	7.5	7.1



- [] Ranking at each section and finish
- .-.- No data available at this section
- NA No data available



Horse/Jockey Name	Carpaccio
Final Rank	4
Fastest Section Time (Section)	0:08.41 (Overall)
Top Speed [km/h] (Section)	66.6 (1000m)
Race State	Finished



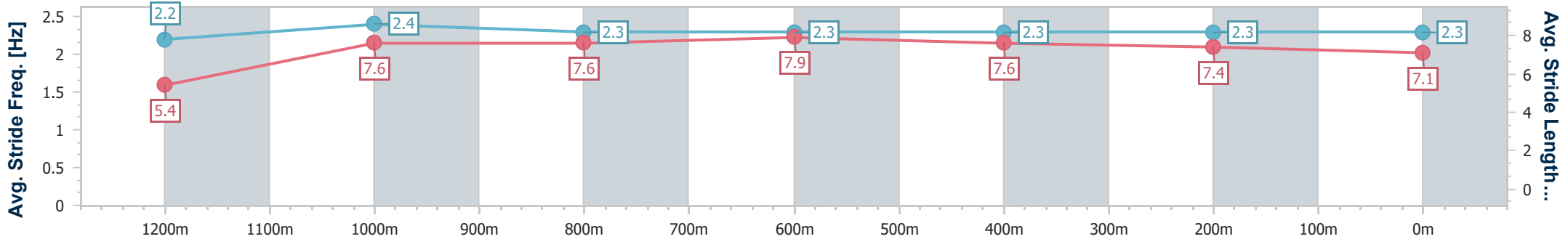
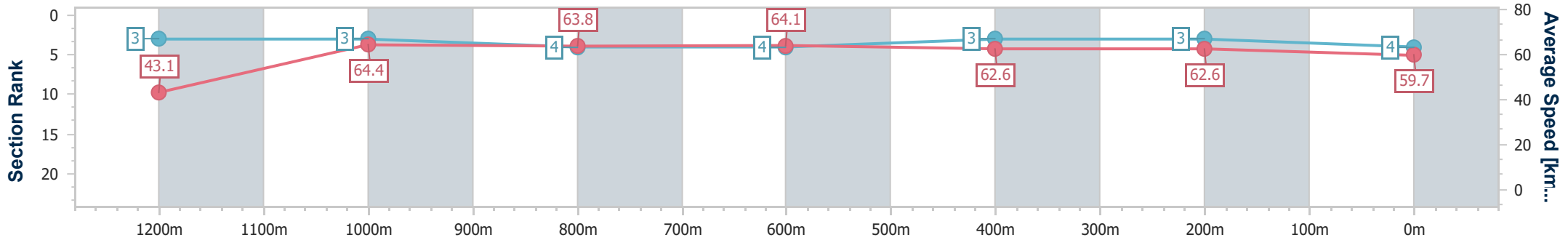
Aquis Park Gold Coast QLD Professional
Race 7: COMMERCIAL KITCHEN COMPANY BENCHMARK 65
Handicap - 1300m



22 February 2025 - 16:04

Track Rating: Soft 5, Weather: Fine, Rail Position: +9m 900m-400m;
+6m Remainder

Section	Overall	1200m	1000m	800m	600m	400m	200m
Section Times	1:17.34 [4] (0:08.41)	1:08.93 [3] (0:11.18)	0:57.75 [3] (0:11.30)	0:46.45 [4] (0:11.31)	0:35.14 [4] (0:11.52)	0:23.62 [3] (0:11.53)	0:12.09 [3] (0:12.09)
Average Speed [km/h]	43.1	64.4	63.8	64.1	62.6	62.6	59.7
Top Speed [km/h]	64.0	65.3	66.6	65.3	63.8	64.1	64.0
Avg. Dist. to Rail [m]	6.1	2.3	1.5	1.2	1.1	2.9	5.0
Avg. Stride Freq. [Hz]	2.2	2.4	2.3	2.3	2.3	2.3	2.3
Avg. Stride Length [m]	5.4	7.6	7.6	7.9	7.6	7.4	7.1



- [] Ranking at each section and finish
- .-.- No data available at this section
- NA No data available



Horse/Jockey Name	Pangaea
Final Rank	5
Fastest Section Time (Section)	0:08.64 (Overall)
Top Speed [km/h] (Section)	66.2 (200m)
Race State	Finished



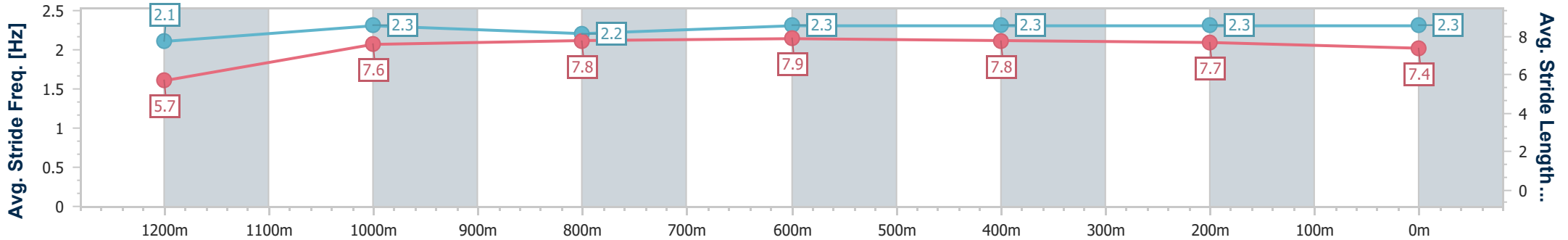
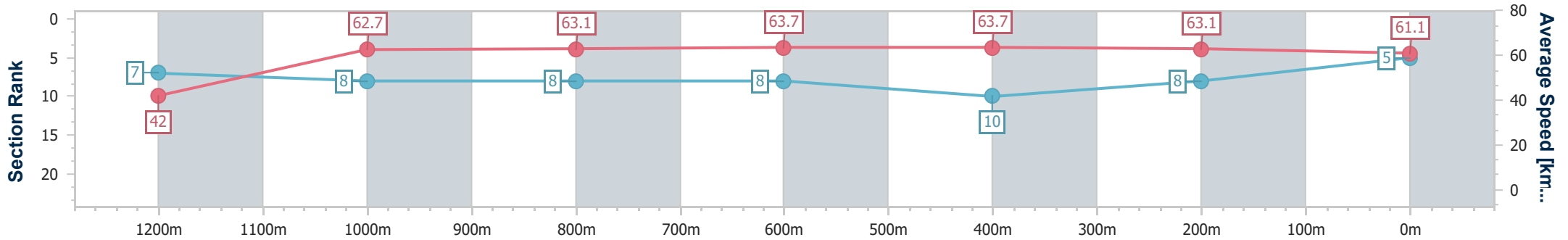
Aquis Park Gold Coast QLD Professional
 Race 7: COMMERCIAL KITCHEN COMPANY BENCHMARK 65
 Handicap - 1300m



22 February 2025 - 16:04

Track Rating: Soft 5, Weather: Fine, Rail Position: +9m 900m-400m;
 +6m Remainder

Section	Overall	1200m	1000m	800m	600m	400m	200m
Section Times	1:17.64 [5] (0:08.64)	1:09.00 [7] (0:11.43)	0:57.57 [8] (0:11.50)	0:46.07 [8] (0:11.37)	0:34.70 [8] (0:11.45)	0:23.25 [10] (0:11.46)	0:11.79 [8] (0:11.79)
Average Speed [km/h]	42.0	62.7	63.1	63.7	63.7	63.1	61.1
Top Speed [km/h]	61.5	64.8	64.5	64.6	64.6	64.7	66.2
Avg. Dist. to Rail [m]	2.1	0.9	1.9	2.0	1.9	5.8	7.4
Avg. Stride Freq. [Hz]	2.1	2.3	2.2	2.3	2.3	2.3	2.3
Avg. Stride Length [m]	5.7	7.6	7.8	7.9	7.8	7.7	7.4



- [] Ranking at each section and finish
- .-.- No data available at this section
- NA No data available



Horse/Jockey Name	Twyford
Final Rank	6
Fastest Section Time (Section)	0:08.50 (Overall)
Top Speed [km/h] (Section)	67.1 (1200m)
Race State	Finished



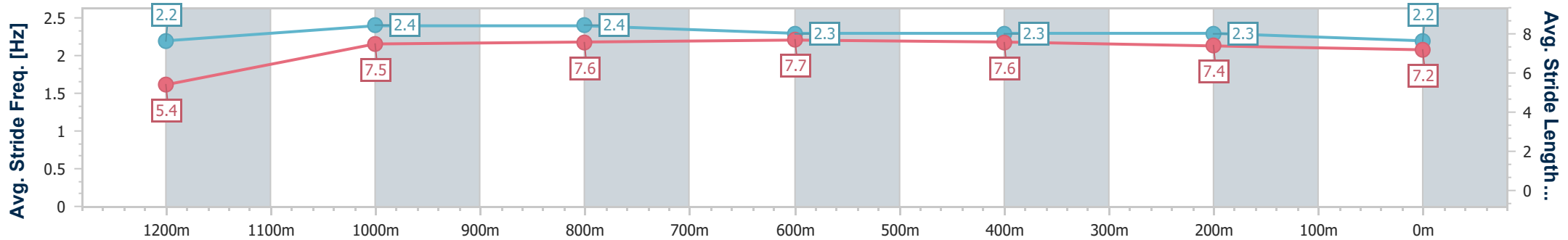
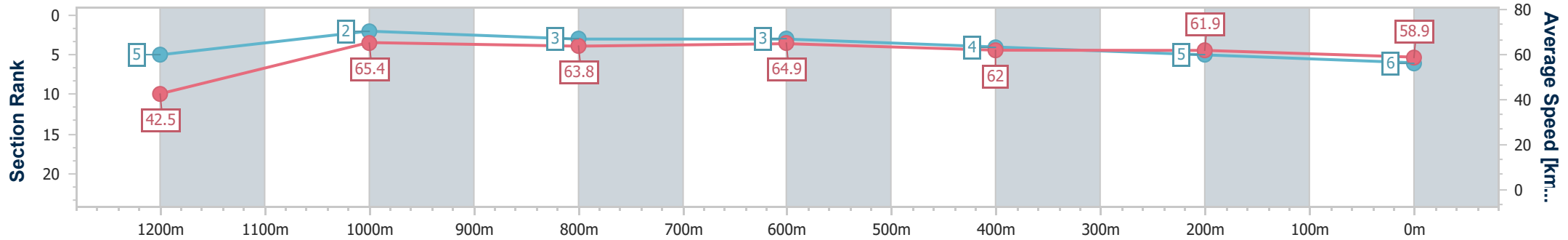
Aquis Park Gold Coast QLD Professional
Race 7: COMMERCIAL KITCHEN COMPANY BENCHMARK 65
Handicap - 1300m



22 February 2025 - 16:04

Track Rating: Soft 5, Weather: Fine, Rail Position: +9m 900m-400m;
+6m Remainder

Section	Overall	1200m	1000m	800m	600m	400m	200m
Section Times	1:17.65 [6] (0:08.50)	1:09.15 [5] (0:11.00)	0:58.15 [2] (0:11.35)	0:46.80 [3] (0:11.21)	0:35.59 [3] (0:11.69)	0:23.90 [4] (0:11.66)	0:12.24 [5] (0:12.24)
Average Speed [km/h]	42.5	65.4	63.8	64.9	62.0	61.9	58.9
Top Speed [km/h]	61.9	67.1	65.5	65.7	63.9	63.3	62.9
Avg. Dist. to Rail [m]	8.3	2.6	1.8	1.9	1.6	3.3	6.2
Avg. Stride Freq. [Hz]	2.2	2.4	2.4	2.3	2.3	2.3	2.2
Avg. Stride Length [m]	5.4	7.5	7.6	7.7	7.6	7.4	7.2



- [] Ranking at each section and finish
- .-.- No data available at this section
- NA No data available



Horse/Jockey Name	Suspect
Final Rank	7
Fastest Section Time (Section)	0:08.39 (Overall)
Top Speed [km/h] (Section)	65.3 (800m)
Race State	Finished



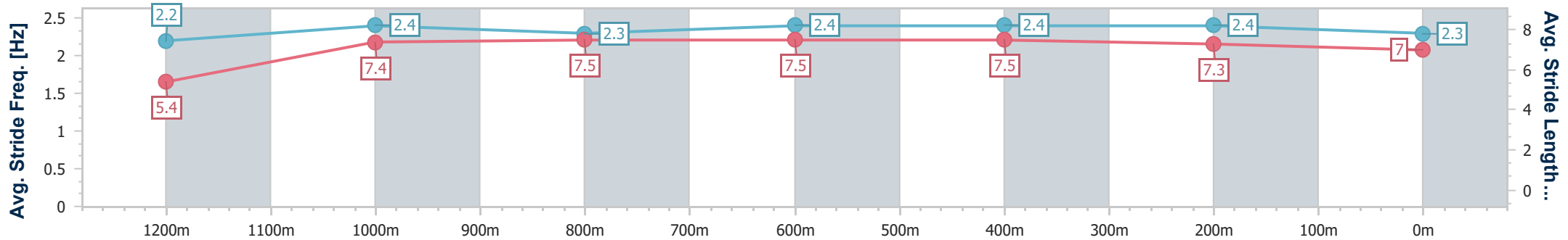
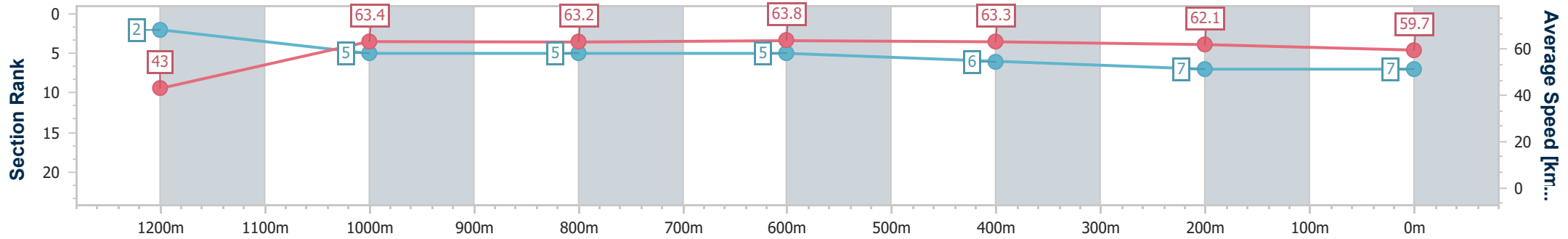
Aquis Park Gold Coast QLD Professional
 Race 7: COMMERCIAL KITCHEN COMPANY BENCHMARK 65
 Handicap - 1300m



22 February 2025 - 16:04

Track Rating: Soft 5, Weather: Fine, Rail Position: +9m 900m-400m;
 +6m Remainder

Section	Overall	1200m	1000m	800m	600m	400m	200m
Section Times	1:17.68 [7] (0:08.39)	1:09.29 [2] (0:11.35)	0:57.94 [5] (0:11.43)	0:46.51 [5] (0:11.32)	0:35.19 [5] (0:11.47)	0:23.72 [6] (0:11.64)	0:12.08 [7] (0:12.08)
Average Speed [km/h]	43.0	63.4	63.2	63.8	63.3	62.1	59.7
Top Speed [km/h]	62.5	64.7	65.0	65.3	64.4	62.7	63.3
Avg. Dist. to Rail [m]	4.8	1.4	1.3	1.4	1.5	3.0	2.9
Avg. Stride Freq. [Hz]	2.2	2.4	2.3	2.4	2.4	2.4	2.3
Avg. Stride Length [m]	5.4	7.4	7.5	7.5	7.5	7.3	7.0



- [] Ranking at each section and finish
- .-.- No data available at this section
- NA No data available



Horse/Jockey Name	Genetic Freak
Final Rank	8
Fastest Section Time (Section)	0:08.90 (Overall)
Top Speed [km/h] (Section)	65.0 (800m)
Race State	Finished



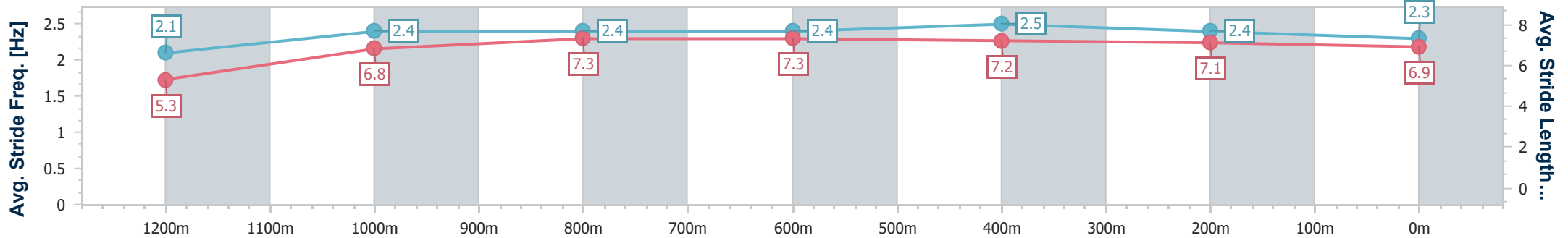
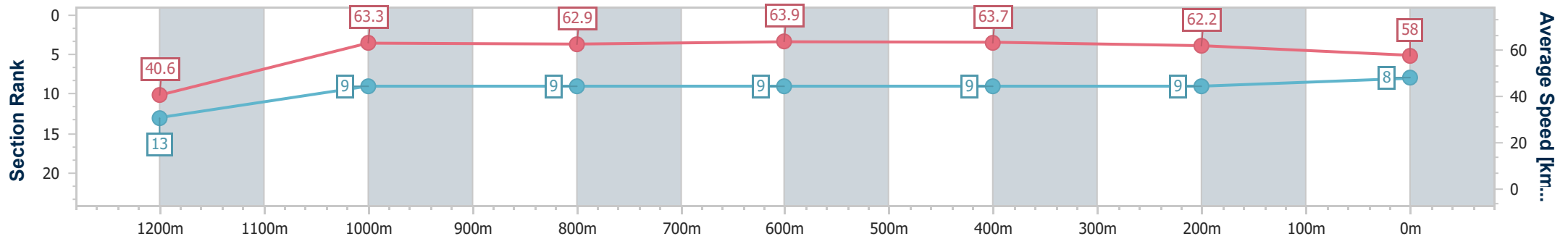
Aquis Park Gold Coast QLD Professional
 Race 7: COMMERCIAL KITCHEN COMPANY BENCHMARK 65
 Handicap - 1300m



22 February 2025 - 16:04

Track Rating: Soft 5, Weather: Fine, Rail Position: +9m 900m-400m;
 +6m Remainder

Section	Overall	1200m	1000m	800m	600m	400m	200m							
Section Times	1:18.26 [8] (0:08.90)	1:09.36 [13] (0:11.37)	0:57.99 [9] (0:11.42)	0:46.57 [9] (0:11.26)	0:35.31 [9] (0:11.30)	0:24.01 [9] (0:11.61)	0:12.40 [9] (0:12.40)							
Average Speed [km/h]	40.6	63.3	62.9	63.9	63.7	62.2	58.0							
Top Speed [km/h]	60.9	64.2	63.9	65.0	64.5	63.3	60.9							
Avg. Dist. to Rail [m]	9.1	1.1	1.3	0.4	0.7	3.2	3.7							
Avg. Stride Freq. [Hz]	2.1	2.4	2.4	2.4	2.5	2.4	2.3							
Avg. Stride Length [m]	5.3	6.8	7.3	7.3	7.2	7.1	6.9							



- [] Ranking at each section and finish
- .-.- No data available at this section
- NA No data available



Horse/Jockey Name	Dwindling Spirit
Final Rank	9
Fastest Section Time (Section)	0:08.73 (Overall)
Top Speed [km/h] (Section)	66.0 (800m)
Race State	Finished



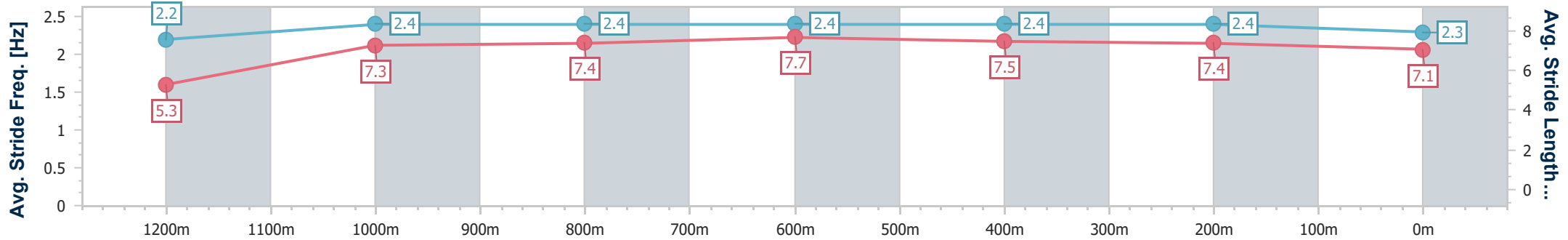
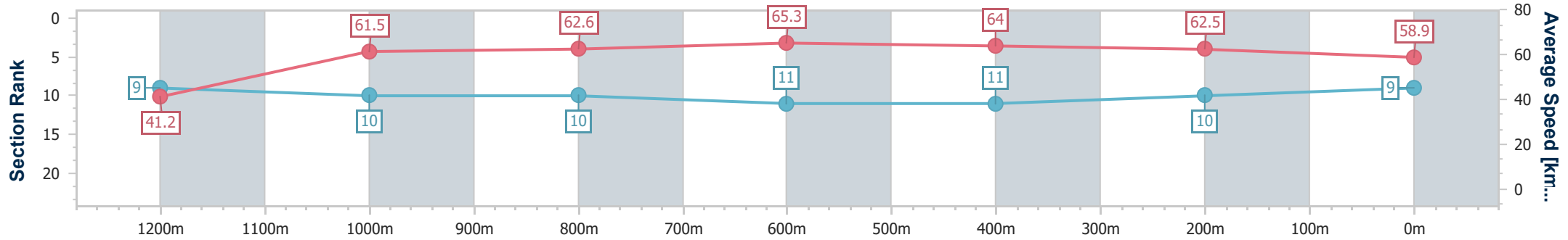
Aquis Park Gold Coast QLD Professional
Race 7: COMMERCIAL KITCHEN COMPANY BENCHMARK 65
Handicap - 1300m



22 February 2025 - 16:04

Track Rating: Soft 5, Weather: Fine, Rail Position: +9m 900m-400m;
+6m Remainder

Section	Overall	1200m	1000m	800m	600m	400m	200m
Section Times	1:18.27 [9] (0:08.73)	1:09.54 [9] (0:11.68)	0:57.86 [10] (0:11.56)	0:46.30 [10] (0:11.17)	0:35.13 [11] (0:11.34)	0:23.79 [11] (0:11.55)	0:12.24 [10] (0:12.24)
Average Speed [km/h]	41.2	61.5	62.6	65.3	64.0	62.5	58.9
Top Speed [km/h]	60.7	62.4	64.6	66.0	65.6	63.5	61.4
Avg. Dist. to Rail [m]	10.0	2.3	2.1	2.6	2.3	2.8	2.5
Avg. Stride Freq. [Hz]	2.2	2.4	2.4	2.4	2.4	2.4	2.3
Avg. Stride Length [m]	5.3	7.3	7.4	7.7	7.5	7.4	7.1



- [] Ranking at each section and finish
- .-.- No data available at this section
- NA No data available



Horse/Jockey Name	Pungo
Final Rank	10
Fastest Section Time (Section)	0:08.48 (Overall)
Top Speed [km/h] (Section)	66.0 (1200m)
Race State	Finished



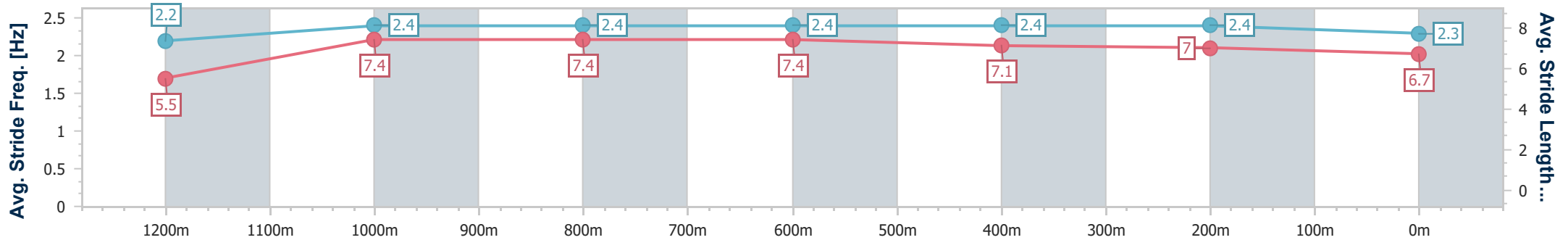
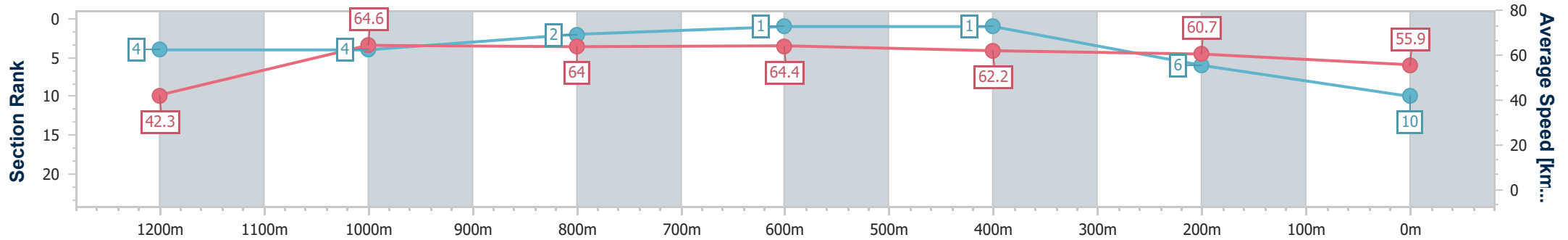
Aquis Park Gold Coast QLD Professional
 Race 7: COMMERCIAL KITCHEN COMPANY BENCHMARK 65
 Handicap - 1300m



22 February 2025 - 16:04

Track Rating: Soft 5, Weather: Fine, Rail Position: +9m 900m-400m;
 +6m Remainder

Section	Overall	1200m	1000m	800m	600m	400m	200m
Section Times	1:18.29 [10] (0:08.48)	1:09.81 [4] (0:11.14)	0:58.67 [4] (0:11.18)	0:47.49 [2] (0:11.18)	0:36.31 [1] (0:11.59)	0:24.72 [1] (0:11.86)	0:12.86 [6] (0:12.86)
Average Speed [km/h]	42.3	64.6	64.0	64.4	62.2	60.7	55.9
Top Speed [km/h]	62.7	66.0	64.9	65.3	64.0	62.1	59.5
Avg. Dist. to Rail [m]	2.9	1.1	1.4	0.5	0.9	0.4	1.3
Avg. Stride Freq. [Hz]	2.2	2.4	2.4	2.4	2.4	2.4	2.3
Avg. Stride Length [m]	5.5	7.4	7.4	7.4	7.1	7.0	6.7



- [] Ranking at each section and finish
- .-.- No data available at this section
- NA No data available



Horse/Jockey Name	Port River Billie
Final Rank	11
Fastest Section Time (Section)	0:09.00 (Overall)
Top Speed [km/h] (Section)	66.1 (800m)
Race State	Finished



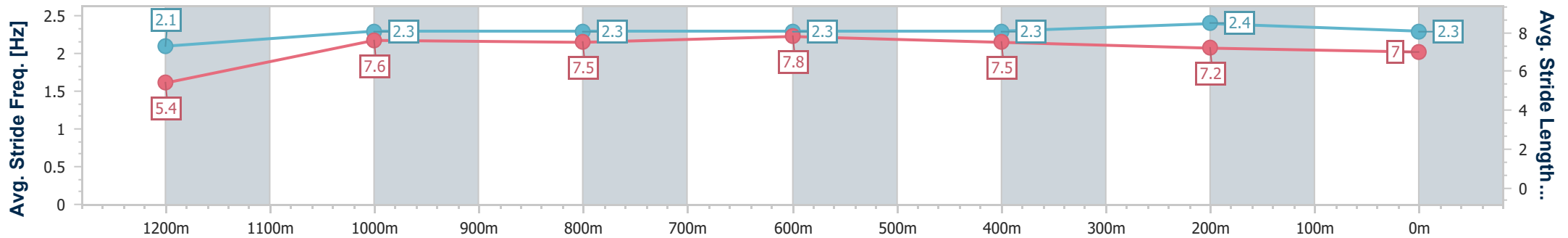
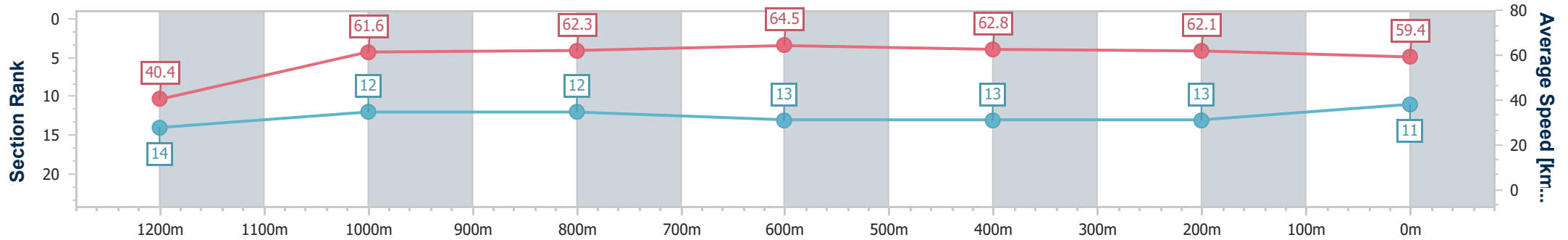
Aquis Park Gold Coast QLD Professional
 Race 7: COMMERCIAL KITCHEN COMPANY BENCHMARK 65
 Handicap - 1300m



22 February 2025 - 16:04

Track Rating: Soft 5, Weather: Fine, Rail Position: +9m 900m-400m;
 +6m Remainder

Section	Overall	1200m	1000m	800m	600m	400m	200m
Section Times	1:18.60 [11] (0:09.00)	1:09.60 [14] (0:11.69)	0:57.91 [12] (0:11.55)	0:46.36 [12] (0:11.15)	0:35.21 [13] (0:11.45)	0:23.76 [13] (0:11.63)	0:12.13 [13] (0:12.13)
Average Speed [km/h]	40.4	61.6	62.3	64.5	62.8	62.1	59.4
Top Speed [km/h]	59.8	62.8	64.5	66.1	63.8	62.9	61.5
Avg. Dist. to Rail [m]	10.4	1.6	1.8	0.6	0.9	1.6	4.8
Avg. Stride Freq. [Hz]	2.1	2.3	2.3	2.3	2.3	2.4	2.3
Avg. Stride Length [m]	5.4	7.6	7.5	7.8	7.5	7.2	7.0



- [] Ranking at each section and finish
- .-.- No data available at this section
- NA No data available



Horse/Jockey Name	Island Magic
Final Rank	12
Fastest Section Time (Section)	0:08.82 (Overall)
Top Speed [km/h] (Section)	66.1 (800m)
Race State	Finished



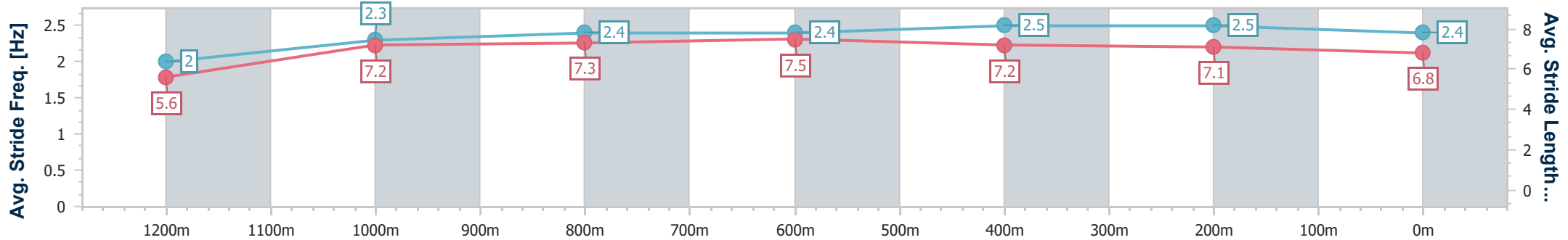
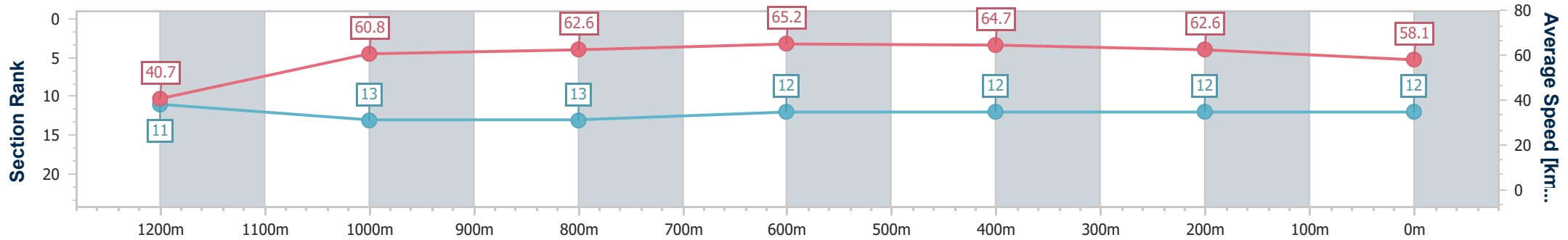
Aquis Park Gold Coast QLD Professional
 Race 7: COMMERCIAL KITCHEN COMPANY BENCHMARK 65
 Handicap - 1300m



22 February 2025 - 16:04

Track Rating: Soft 5, Weather: Fine, Rail Position: +9m 900m-400m;
 +6m Remainder

Section	Overall	1200m	1000m	800m	600m	400m	200m
Section Times	1:18.61 [12] (0:08.82)	1:09.79 [11] (0:11.88)	0:57.91 [13] (0:11.56)	0:46.35 [13] (0:11.12)	0:35.23 [12] (0:11.25)	0:23.98 [12] (0:11.56)	0:12.42 [12] (0:12.42)
Average Speed [km/h]	40.7	60.8	62.6	65.2	64.7	62.6	58.1
Top Speed [km/h]	59.3	62.0	65.8	66.1	66.0	63.2	60.9
Avg. Dist. to Rail [m]	13.1	5.4	1.4	1.3	2.1	6.0	6.5
Avg. Stride Freq. [Hz]	2.0	2.3	2.4	2.4	2.5	2.5	2.4
Avg. Stride Length [m]	5.6	7.2	7.3	7.5	7.2	7.1	6.8



- [] Ranking at each section and finish
- .-.- No data available at this section
- NA No data available



Horse/Jockey Name	Bias
Final Rank	13
Fastest Section Time (Section)	0:08.86 (Overall)
Top Speed [km/h] (Section)	66.9 (800m)
Race State	Finished



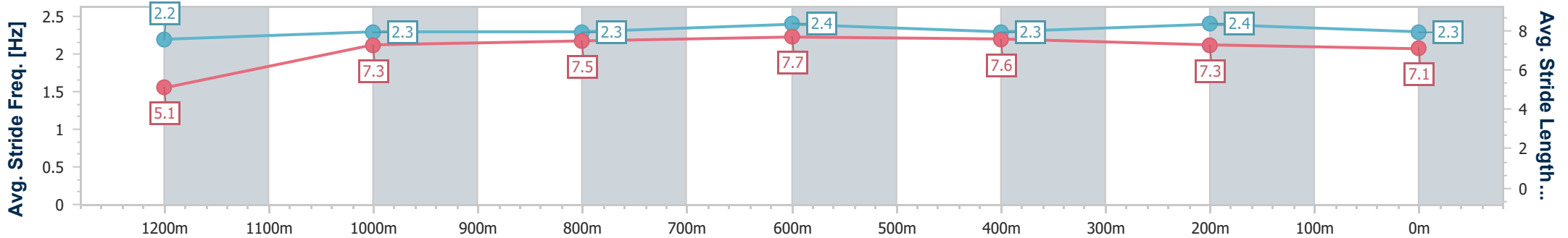
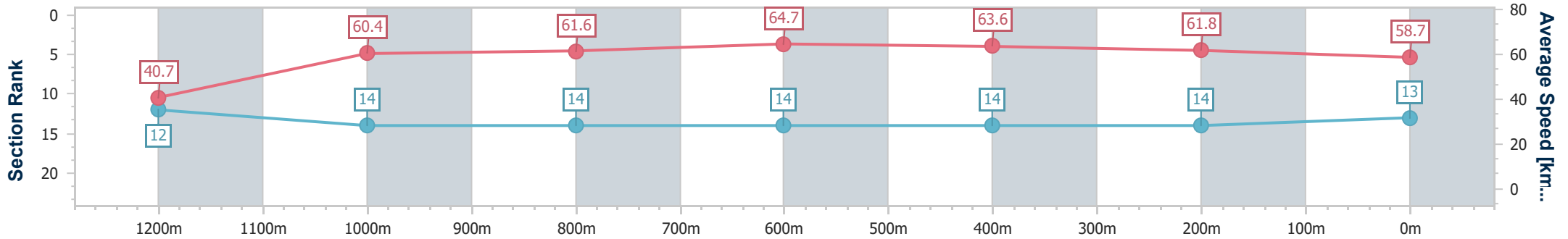
Aquis Park Gold Coast QLD Professional
 Race 7: COMMERCIAL KITCHEN COMPANY BENCHMARK 65
 Handicap - 1300m



22 February 2025 - 16:04

Track Rating: Soft 5, Weather: Fine, Rail Position: +9m 900m-400m;
 +6m Remainder

Section	Overall	1200m	1000m	800m	600m	400m	200m
Section Times	1:18.95 [13] (0:08.86)	1:10.09 [12] (0:11.93)	0:58.16 [14] (0:11.68)	0:46.48 [14] (0:11.13)	0:35.35 [14] (0:11.41)	0:23.94 [14] (0:11.69)	0:12.25 [14] (0:12.25)
Average Speed [km/h]	40.7	60.4	61.6	64.7	63.6	61.8	58.7
Top Speed [km/h]	61.4	62.3	65.1	66.9	65.0	63.3	63.4
Avg. Dist. to Rail [m]	11.7	3.6	1.3	0.9	1.6	3.8	6.7
Avg. Stride Freq. [Hz]	2.2	2.3	2.3	2.4	2.3	2.4	2.3
Avg. Stride Length [m]	5.1	7.3	7.5	7.7	7.6	7.3	7.1



- [] Ranking at each section and finish
- .-.- No data available at this section
- NA No data available



Horse/Jockey Name	Paris Affair
Final Rank	14
Fastest Section Time (Section)	0:08.66 (Overall)
Top Speed [km/h] (Section)	65.8 (800m)
Race State	Finished



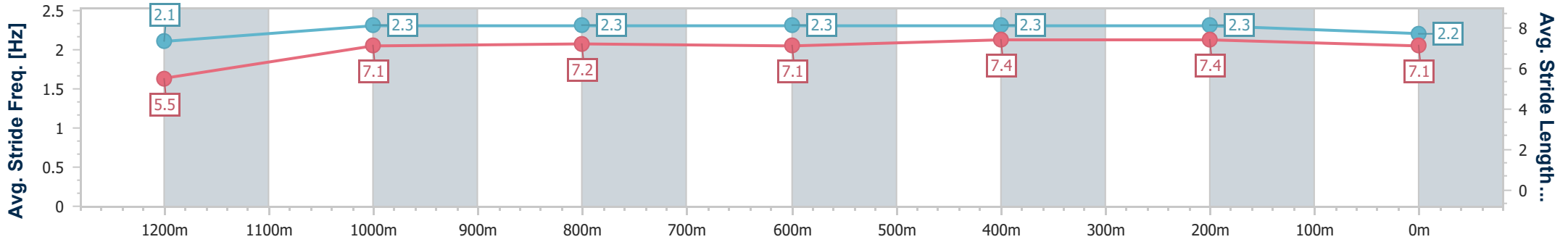
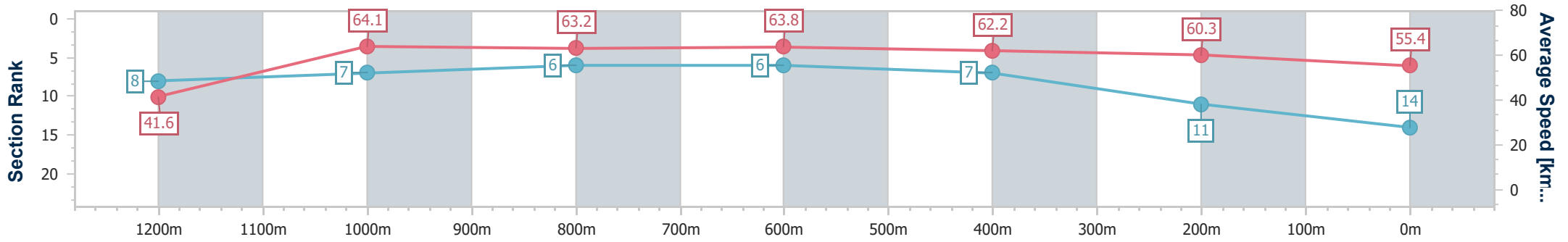
Aquis Park Gold Coast QLD Professional
 Race 7: COMMERCIAL KITCHEN COMPANY BENCHMARK 65
 Handicap - 1300m



22 February 2025 - 16:04

Track Rating: Soft 5, Weather: Fine, Rail Position: +9m 900m-400m;
 +6m Remainder

Section	Overall	1200m	1000m	800m	600m	400m	200m							
Section Times	1:19.07 [14] (0:08.66)	1:10.41 [8] (0:11.24)	0:59.17 [7] (0:11.35)	0:47.82 [6] (0:11.25)	0:36.57 [6] (0:11.59)	0:24.98 [7] (0:11.96)	0:13.02 [11]							
Average Speed [km/h]	41.6	64.1	63.2	63.8	62.2	60.3	55.4							
Top Speed [km/h]	62.5	65.6	65.6	65.8	63.3	61.9	58.4							
Avg. Dist. to Rail [m]	1.5	0.5	1.4	0.4	1.1	2.2	3.3							
Avg. Stride Freq. [Hz]	2.1	2.3	2.3	2.3	2.3	2.3	2.2							
Avg. Stride Length [m]	5.5	7.1	7.2	7.1	7.4	7.4	7.1							



- [] Ranking at each section and finish
- .-.- No data available at this section
- NA No data available



Aquis Park Gold Coast QLD Professional
Race 8: CHANDON LUNCHEON 8 MAR BOOK NOW RATINGS BAND 0 -
58 Handicap - 1300m
22 February 2025 - 16:46



Track Rating: Soft 5, Weather: Fine, Rail Position: +9m 900m-400m; +6m Remainder

Section		Overall	1200m	1000m	800m	600m	400m	Last 600m				
Field Times		1:17.78 (0:08.38)	1:09.40 (0:11.02)	0:58.38 (0:11.27)	0:47.11 (0:11.19)	0:35.92 (0:11.68)	0:24.24 (0:12.01)	0:35.92				
Rank	TAB Horse/Jockey	Barrier	Top Speed [km/h]	Fastest Section	Distance Travelled [m]							
1	10 FAT FINGERS Elione Chaves	5	65.6	0:08.88	1:17.78 [1] (0:08.88)	1:08.90 [9] (0:11.21)	0:57.69 [9] (0:11.37)	0:46.32 [12] (0:11.54)	0:34.78 [13] (0:11.76)	0:23.02 [14] (0:11.55)	0:34.78	
2	8 SHAPIN POWER Ryan Curatolo	11	66.0	0:08.38	1:18.00 [2] (0:08.38)	1:09.62 [1] (0:11.02)	0:58.60 [1] (0:11.27)	0:47.33 [1] (0:11.31)	0:36.02 [2] (0:11.89)	0:24.13 [2] (0:11.76)	0:36.02	-4
3	13 PRETTY RHO Jackson Murphy	2	65.8	0:08.89	1:18.17 [3] (0:08.89)	1:09.28 [11] (0:11.26)	0:58.02 [11] (0:11.19)	0:46.83 [9] (0:11.30)	0:35.53 [9] (0:11.72)	0:23.81 [9] (0:11.62)	0:35.53	-8
4	9 ARISTELLA Yvette Lewis	7	67.4	0:08.61	1:18.41 [4] (0:08.61)	1:09.80 [4] (0:11.02)	0:58.78 [4] (0:11.32)	0:47.46 [5] (0:11.37)	0:36.09 [5] (0:11.85)	0:24.24 [5] (0:11.84)	0:36.09	-1
5	6 ALMIGHTY RISING Adin Thompson	14	68.7	0:09.01	1:18.42 [5] (0:09.01)	1:09.41 [14] (0:11.07)	0:58.34 [8] (0:10.84)	0:47.50 [3] (0:10.94)	0:36.56 [1] (0:11.68)	0:24.88 [1] (0:12.01)	0:36.56	-3
6	5 ITZA MOTZA Montana Philpot	6	66.2	0:08.76	1:18.51 [6] (0:08.76)	1:09.75 [6] (0:11.25)	0:58.50 [7] (0:11.19)	0:47.31 [7] (0:11.38)	0:35.93 [8] (0:11.89)	0:24.04 [10] (0:11.89)	0:35.93	-2
7	17 BIRMINGHAM Colleen Krahn	3	65.5	0:08.90	1:18.54 [7] (0:08.90)	1:09.64 [12] (0:11.22)	0:58.42 [10] (0:11.29)	0:47.13 [10] (0:11.23)	0:35.90 [10] (0:11.71)	0:24.19 [8] (0:11.81)	0:35.90	-7
8	4 COUNT NICHOLAS Jace McMurray	4	66.5	0:08.73	1:18.57 [8] (0:08.73)	1:09.84 [5] (0:11.02)	0:58.82 [5] (0:11.24)	0:47.58 [6] (0:11.28)	0:36.30 [4] (0:11.71)	0:24.59 [4] (0:11.90)	0:36.30	-13
9	16 INSPIRED DREAM Brandon Lerena	10	66.8	0:08.47	1:18.71 [9] (0:08.47)	1:10.24 [2] (0:11.01)	0:59.23 [2] (0:11.40)	0:47.83 [2] (0:11.26)	0:36.57 [3] (0:11.76)	0:24.81 [3] (0:11.96)	0:36.57	-10
10	15 WHISKY TRAIN Jaden Lloyd	12	66.4	0:08.83	1:18.75 [10] (0:08.83)	1:09.92 [8] (0:11.41)	0:58.51 [12] (0:11.21)	0:47.30 [11] (0:11.39)	0:35.91 [11] (0:11.65)	0:24.26 [11] (0:11.76)	0:35.91	-4

Scratched: Monopoly Girl (#11), Darling Heart (#19), Lissaro (#18), Dance Babe (#20), Cordozar (#7), Hongkong Harmony (#21), Yeah Copy (#22), Successful (#12)

[] Ranking at each section and finish
 -:-:- No data available at this section
 NA No data available
 SCN Saddle cloth number
 DNF Did not finish
 DNT Did not track



Aquis Park Gold Coast QLD Professional
Race 8: CHANDON LUNCHEON 8 MAR BOOK NOW RATINGS BAND 0 -
58 Handicap - 1300m
22 February 2025 - 16:46



Track Rating: Soft 5, Weather: Fine, Rail Position: +9m 900m-400m; +6m Remainder

Section	Overall	1200m	1000m	800m	600m	400m	Last 600m
Field Times	1:17.78 (0:08.38)	1:09.40 (0:11.02)	0:58.38 (0:11.27)	0:47.11 (0:11.19)	0:35.92 (0:11.68)	0:24.24 (0:12.01)	0:35.92

Rank	TAB	Horse/Jockey	Barrier	Top Speed [km/h]	Fastest Section	Overall	1200m	1000m	800m	600m	400m	Last 600m	Distance Travelled [m]
11	1	BAUHAUS Sean Cormack	8	65.1 1000m	0:08.97 Overall	1:18.79 [11] (0:08.97)	1:09.82 [13] (0:11.37)	0:58.45 [13] (0:11.33)	0:47.12 [13] (0:11.33)	0:35.79 [12] (0:11.62)	0:24.17 [12] (0:11.76)	0:35.79	-7
12	14	TAPIS MAGIQUE Georgina Cartwright	9	65.4 1200m	0:08.88 Overall	1:18.93 [12] (0:08.88)	1:10.05 [10] (0:11.48)	0:58.57 [14] (0:11.41)	0:47.16 [14] (0:11.49)	0:35.67 [14] (0:11.49)	0:24.18 [13] (0:11.79)	0:35.67	-7
13	2	EPIC FLASH Heidi Gillie	13	66.5 1200m	0:08.54 Overall	1:19.85 [13] (0:08.54)	1:11.31 [3] (0:11.06)	1:00.25 [3] (0:11.35)	0:48.90 [4] (0:11.37)	0:37.53 [6] (0:12.01)	0:25.52 [7] (0:12.33)	0:37.53	-2
14	3	YOU AND I Dylan Turner	1	65.8 1200m	0:08.78 Overall	1:19.93 [14] (0:08.78)	1:11.15 [7] (0:11.17)	0:59.98 [6] (0:11.28)	0:48.70 [8] (0:11.31)	0:37.39 [7] (0:11.75)	0:25.64 [6] (0:12.20)	0:37.39	-11

Scratched: Monopoly Girl (#11), Darling Heart (#19), Lissaro (#18), Dance Babe (#20), Cordozar (#7), Hongkong Harmony (#21), Yeah Copy (#22), Successful (#12)

[] Ranking at each section and finish
 -:-:-:- No data available at this section
 NA No data available

SCN Saddle cloth number
 DNF Did not finish
 DNT Did not track



Aquis Park Gold Coast QLD Professional
Race 8: CHANDON LUNCHEON 8 MAR BOOK NOW RATINGS BAND 0 -
58 Handicap - 1300m
22 February 2025 - 16:46



Track Rating: Soft 5, Weather: Fine, Rail Position: +9m 900m-400m; +6m Remainder

Section				200m				Last 600m	
Field Times				0:12.23 (0:12.23)				0:35.92	
Rank	TAB	Horse/Jockey	Barrier	Top Speed [km/h]	Fastest Section	Margin			Distance Travelled [m]
1	10	FAT FINGERS Elione Chaves	5	65.6 1200m	0:08.88 Overall	0:11.47 [9] (0:11.47)	1:17.78		0:34.78
2	8	SHAPIN POWER Ryan Curatolo	11	66.0 1200m	0:08.38 Overall	0:12.37 [2] (0:12.37)	1.3L		0:36.02 -4
3	13	PRETTY RHO Jackson Murphy	2	65.8 1000m	0:08.89 Overall	0:12.19 [5] (0:12.19)	2.3L		0:35.53 -8
4	9	ARISTELLA Yvette Lewis	7	67.4 1200m	0:08.61 Overall	0:12.40 [6] (0:12.40)	3.6L		0:36.09 -1
5	6	ALMIGHTY RISING Adin Thompson	14	68.7 1000m	0:09.01 Overall	0:12.87 [1] (0:12.87)	3.7L		0:36.56 -3
6	5	ITZA MOTZA Montana Philpot	6	66.2 1000m	0:08.76 Overall	0:12.15 [10] (0:12.15)	4.2L		0:35.93 -2
7	17	BIRMINGHAM Colleen Krahn	3	65.5 1200m	0:08.90 Overall	0:12.38 [7] (0:12.38)	4.3L		0:35.90 -7
8	4	COUNT NICHOLAS Jace McMurray	4	66.5 1200m	0:08.73 Overall	0:12.69 [4] (0:12.69)	4.5L		0:36.30 -13
9	16	INSPIRED DREAM Brandon Lerena	10	66.8 1200m	0:08.47 Overall	0:12.85 [3] (0:12.85)	5.3L		0:36.57 -10
10	15	WHISKY TRAIN Jaden Lloyd	12	66.4 1000m	0:08.83 Overall	0:12.50 [8] (0:12.50)	5.5L		0:35.91 -4

Scratched: Monopoly Girl (#11), Darling Heart (#19), Lissaro (#18), Dance Babe (#20), Cordozar (#7), Hongkong Harmony (#21), Yeah Copy (#22), Successful (#12)

[] Ranking at each section and finish
 -:-:- No data available at this section
 NA No data available
 SCN Saddle cloth number
 DNF Did not finish
 DNT Did not track



Aquis Park Gold Coast QLD Professional
Race 8: CHANDON LUNCHEON 8 MAR BOOK NOW RATINGS BAND 0 -
58 Handicap - 1300m
22 February 2025 - 16:46



Track Rating: Soft 5, Weather: Fine, Rail Position: +9m 900m-400m; +6m Remainder

Section				200m				Last 600m		
Field Times				0:12.23 (0:12.23)				0:35.92		
Rank	TAB	Horse/Jockey	Barrier	Top Speed [km/h]	Fastest Section	Margin			Distance Travelled [m]	
11	1	BAUHAUS	8	65.1	0:08.97	0:12.41 [11]	5.7L		0:35.79	-7
		Sean Cormack		1000m	Overall	(0:12.41)				
12	14	TAPIS MAGIQUE	9	65.4	0:08.88	0:12.39 [13]	6.5L		0:35.67	-7
		Georgina Cartwright		1200m	Overall	(0:12.39)				
13	2	EPIC FLASH	13	66.5	0:08.54	0:13.19 [14]	11.8L		0:37.53	-2
		Heidi Gillie		1200m	Overall	(0:13.19)				
14	3	YOU AND I	1	65.8	0:08.78	0:13.44 [12]	12.2L		0:37.39	-11
		Dylan Turner		1200m	Overall	(0:13.44)				

Scratched: Monopoly Girl (#11), Darling Heart (#19), Lissaro (#18), Dance Babe (#20), Cordozar (#7), Hongkong Harmony (#21), Yeah Copy (#22), Successful (#12)



Horse/Jockey Name	Fat Fingers
Final Rank	1
Fastest Section Time (Section)	0:08.88 (Overall)
Top Speed [km/h] (Section)	65.6 (1200m)
Race State	Finished



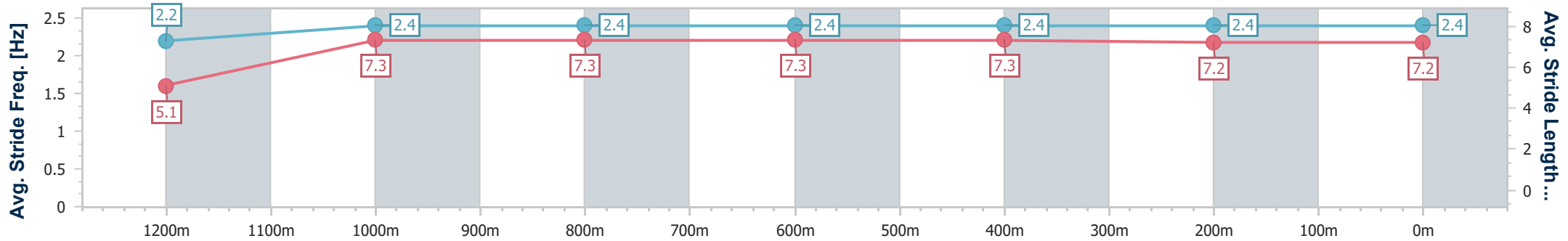
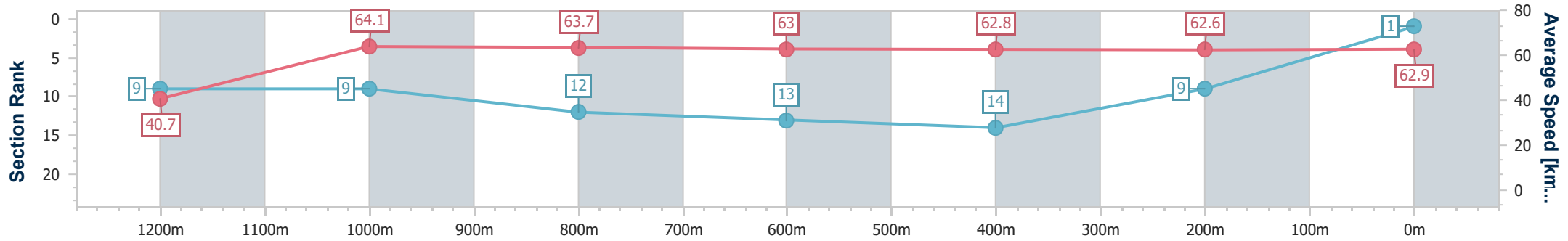
Aquis Park Gold Coast QLD Professional
 Race 8: CHANDON LUNCHEON 8 MAR BOOK NOW RATINGS
 BAND 0 - 58 Handicap - 1300m



22 February 2025 - 16:46

Track Rating: Soft 5, Weather: Fine, Rail Position: +9m 900m-400m;
 +6m Remainder

Section	Overall	1200m	1000m	800m	600m	400m	200m
Section Times	1:17.78 [1] (0:08.88)	1:08.90 [9] (0:11.21)	0:57.69 [9] (0:11.37)	0:46.32 [12] (0:11.54)	0:34.78 [13] (0:11.76)	0:23.02 [14] (0:11.55)	0:11.47 [9] (0:11.47)
Average Speed [km/h]	40.7	64.1	63.7	63.0	62.8	62.6	62.9
Top Speed [km/h]	61.4	65.6	65.4	64.1	63.9	64.4	63.5
Avg. Dist. to Rail [m]	5.0	1.4	2.5	2.7	4.1	7.3	7.4
Avg. Stride Freq. [Hz]	2.2	2.4	2.4	2.4	2.4	2.4	2.4
Avg. Stride Length [m]	5.1	7.3	7.3	7.3	7.3	7.2	7.2



- [] Ranking at each section and finish
- .-.- No data available at this section
- NA No data available



Horse/Jockey Name	Shapin Power
Final Rank	2
Fastest Section Time (Section)	0:08.38 (Overall)
Top Speed [km/h] (Section)	66.0 (1200m)
Race State	Finished



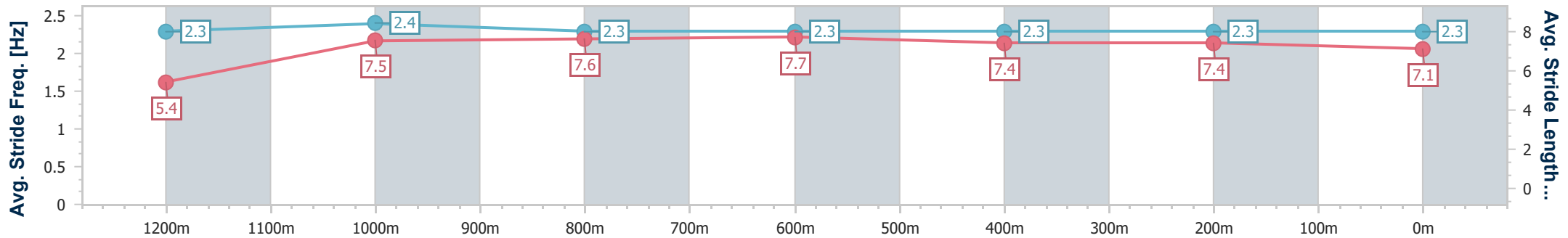
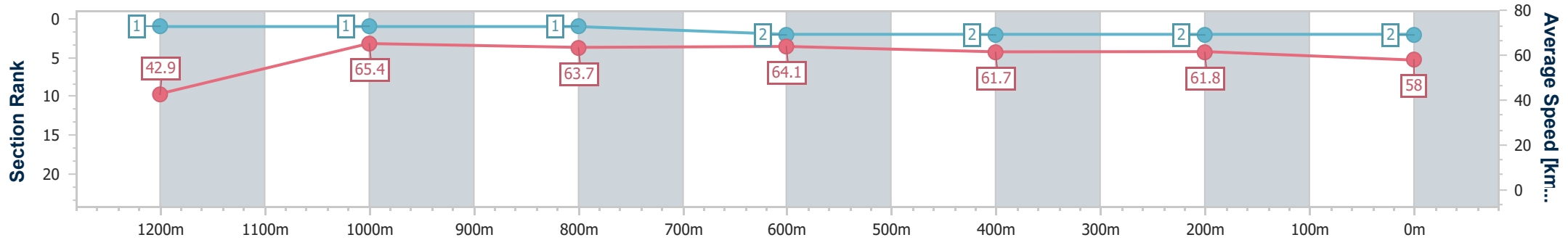
Aquis Park Gold Coast QLD Professional
 Race 8: CHANDON LUNCHEON 8 MAR BOOK NOW RATINGS
 BAND 0 - 58 Handicap - 1300m



22 February 2025 - 16:46

Track Rating: Soft 5, Weather: Fine, Rail Position: +9m 900m-400m;
 +6m Remainder

Section	Overall	1200m	1000m	800m	600m	400m	200m
Section Times	1:18.00 [2] (0:08.38)	1:09.62 [1] (0:11.02)	0:58.60 [1] (0:11.27)	0:47.33 [1] (0:11.31)	0:36.02 [2] (0:11.89)	0:24.13 [2] (0:11.76)	0:12.37 [2] (0:12.37)
Average Speed [km/h]	42.9	65.4	63.7	64.1	61.7	61.8	58.0
Top Speed [km/h]	64.0	66.0	64.7	65.5	62.9	62.6	60.0
Avg. Dist. to Rail [m]	8.3	2.4	1.5	2.2	3.4	5.4	5.4
Avg. Stride Freq. [Hz]	2.3	2.4	2.3	2.3	2.3	2.3	2.3
Avg. Stride Length [m]	5.4	7.5	7.6	7.7	7.4	7.4	7.1



- [] Ranking at each section and finish
- .-.- No data available at this section
- NA No data available



Horse/Jockey Name	Pretty Rho
Final Rank	3
Fastest Section Time (Section)	0:08.89 (Overall)
Top Speed [km/h] (Section)	65.8 (1000m)
Race State	Finished



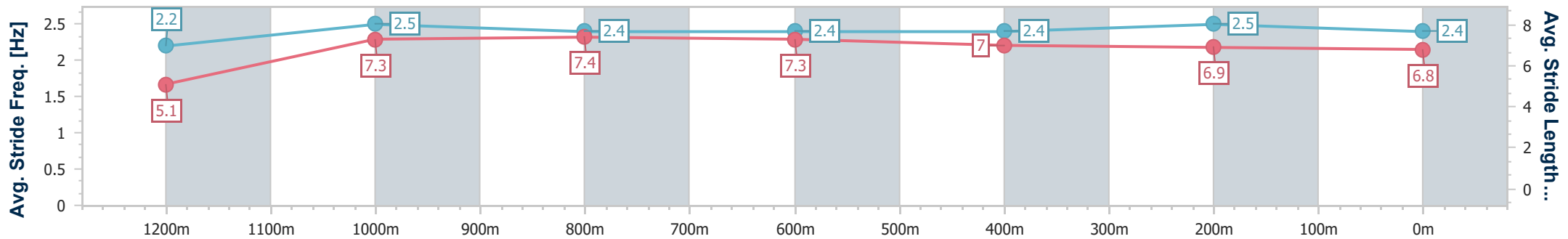
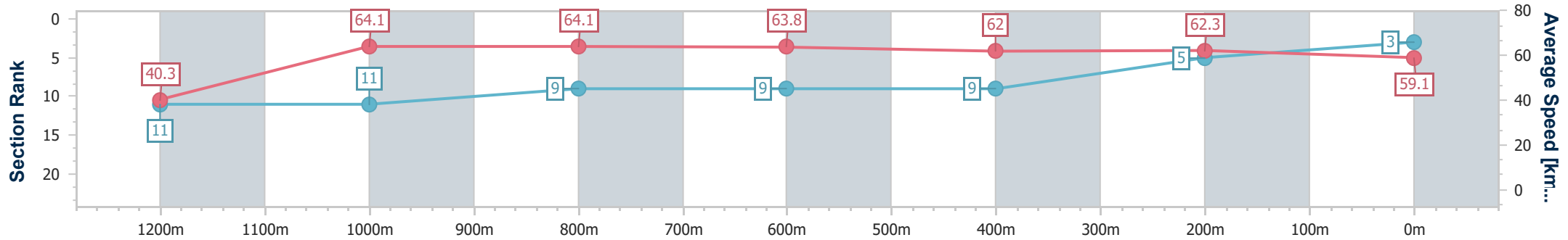
Aquis Park Gold Coast QLD Professional
 Race 8: CHANDON LUNCHEON 8 MAR BOOK NOW RATINGS
 BAND 0 - 58 Handicap - 1300m



22 February 2025 - 16:46

Track Rating: Soft 5, Weather: Fine, Rail Position: +9m 900m-400m;
 +6m Remainder

Section	Overall	1200m	1000m	800m	600m	400m	200m
Section Times	1:18.17 [3] (0:08.89)	1:09.28 [11] (0:11.26)	0:58.02 [11] (0:11.19)	0:46.83 [9] (0:11.30)	0:35.53 [9] (0:11.72)	0:23.81 [9] (0:11.62)	0:12.19 [5] (0:12.19)
Average Speed [km/h]	40.3	64.1	64.1	63.8	62.0	62.3	59.1
Top Speed [km/h]	60.1	65.5	65.8	65.7	64.0	63.5	60.6
Avg. Dist. to Rail [m]	2.9	1.0	1.4	0.8	2.2	2.2	0.6
Avg. Stride Freq. [Hz]	2.2	2.5	2.4	2.4	2.4	2.5	2.4
Avg. Stride Length [m]	5.1	7.3	7.4	7.3	7.0	6.9	6.8



- [] Ranking at each section and finish
- .-.- No data available at this section
- NA No data available



Horse/Jockey Name	Aristella
Final Rank	4
Fastest Section Time (Section)	0:08.61 (Overall)
Top Speed [km/h] (Section)	67.4 (1200m)
Race State	Finished



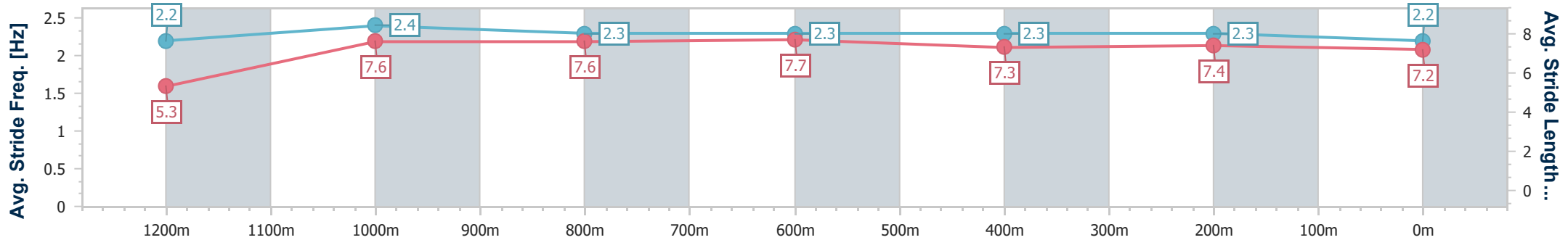
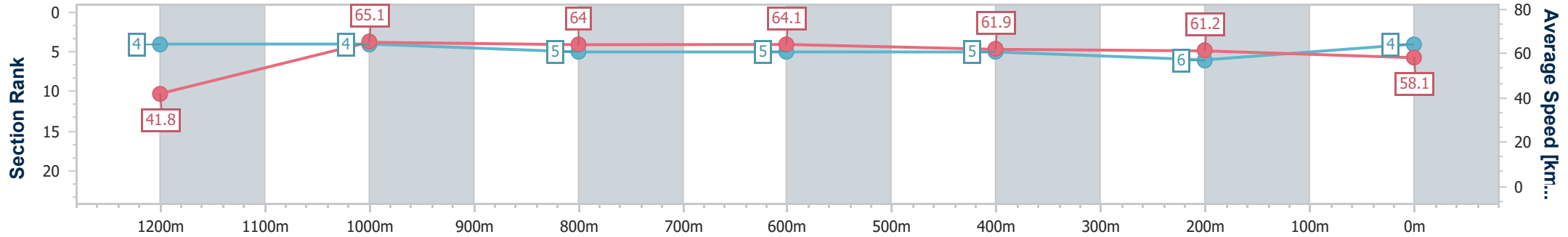
Aquis Park Gold Coast QLD Professional
 Race 8: CHANDON LUNCHEON 8 MAR BOOK NOW RATINGS
 BAND 0 - 58 Handicap - 1300m



22 February 2025 - 16:46

Track Rating: Soft 5, Weather: Fine, Rail Position: +9m 900m-400m;
 +6m Remainder

Section	Overall	1200m	1000m	800m	600m	400m	200m
Section Times	1:18.41 [4] (0:08.61)	1:09.80 [4] (0:11.02)	0:58.78 [4] (0:11.32)	0:47.46 [5] (0:11.37)	0:36.09 [5] (0:11.85)	0:24.24 [5] (0:11.84)	0:12.40 [6] (0:12.40)
Average Speed [km/h]	41.8	65.1	64.0	64.1	61.9	61.2	58.1
Top Speed [km/h]	63.7	67.4	65.3	64.7	62.8	61.6	60.1
Avg. Dist. to Rail [m]	6.3	2.1	2.0	2.9	3.9	6.2	6.7
Avg. Stride Freq. [Hz]	2.2	2.4	2.3	2.3	2.3	2.3	2.2
Avg. Stride Length [m]	5.3	7.6	7.6	7.7	7.3	7.4	7.2



- [] Ranking at each section and finish
- .-.- No data available at this section
- NA No data available



Horse/Jockey Name	Almighty Rising
Final Rank	5
Fastest Section Time (Section)	0:09.01 (Overall)
Top Speed [km/h] (Section)	68.7 (1000m)
Race State	Finished



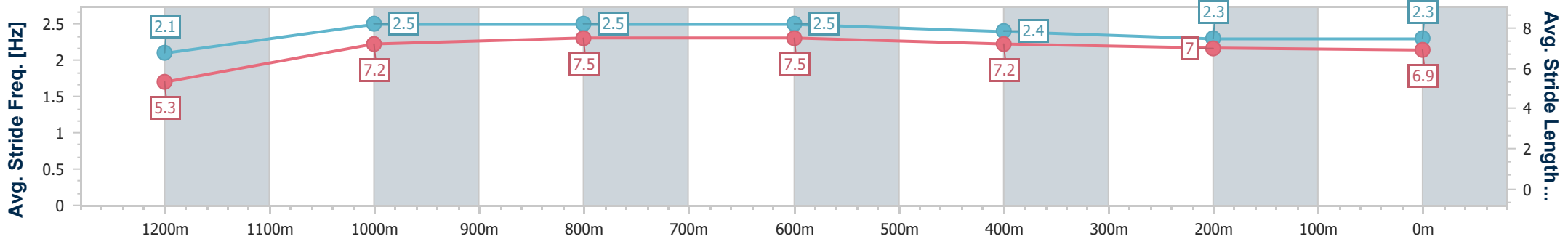
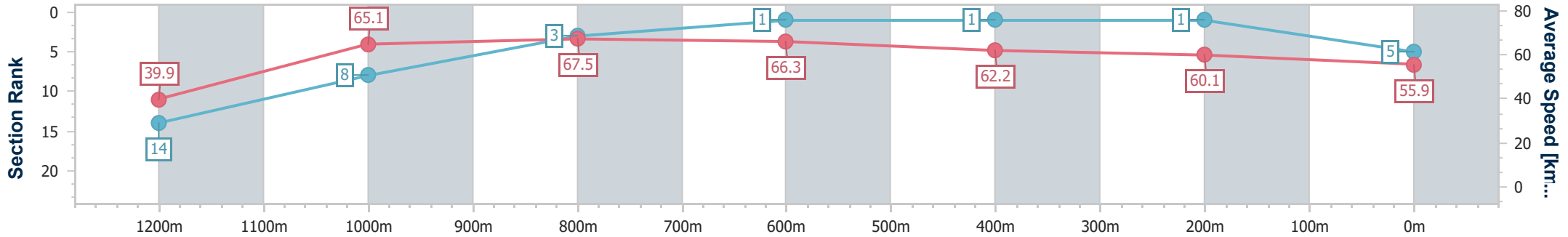
Aquis Park Gold Coast QLD Professional
 Race 8: CHANDON LUNCHEON 8 MAR BOOK NOW RATINGS
 BAND 0 - 58 Handicap - 1300m



22 February 2025 - 16:46

Track Rating: Soft 5, Weather: Fine, Rail Position: +9m 900m-400m;
 +6m Remainder

Section	Overall	1200m	1000m	800m	600m	400m	200m
Section Times	1:18.42 [5] (0:09.01)	1:09.41 [14] (0:11.07)	0:58.34 [8] (0:10.84)	0:47.50 [3] (0:10.94)	0:36.56 [1] (0:11.68)	0:24.88 [1] (0:12.01)	0:12.87 [1] (0:12.87)
Average Speed [km/h]	39.9	65.1	67.5	66.3	62.2	60.1	55.9
Top Speed [km/h]	60.1	68.6	68.7	67.9	63.5	62.6	58.0
Avg. Dist. to Rail [m]	11.9	5.4	2.8	2.4	1.5	3.0	3.0
Avg. Stride Freq. [Hz]	2.1	2.5	2.5	2.5	2.4	2.3	2.3
Avg. Stride Length [m]	5.3	7.2	7.5	7.5	7.2	7.0	6.9



- [] Ranking at each section and finish
- .-.- No data available at this section
- NA No data available



Horse/Jockey Name	Itza Motza
Final Rank	6
Fastest Section Time (Section)	0:08.76 (Overall)
Top Speed [km/h] (Section)	66.2 (1000m)
Race State	Finished



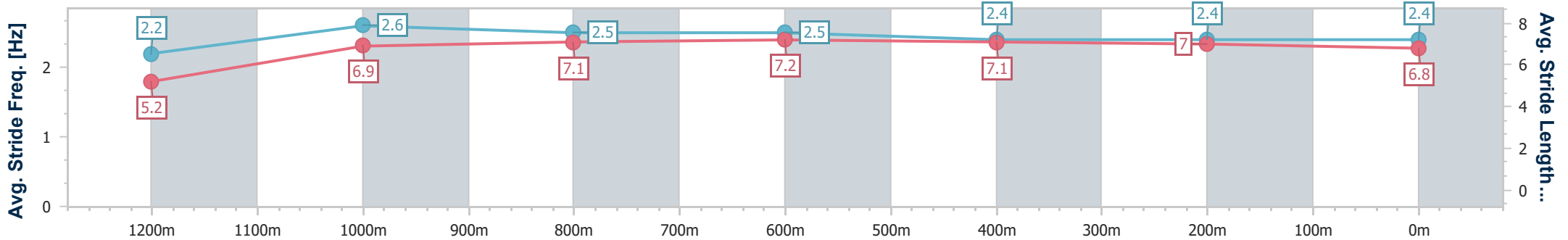
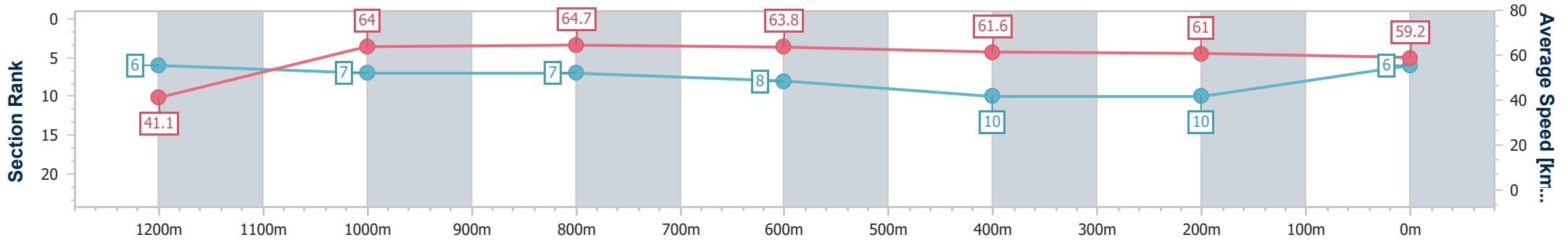
Aquis Park Gold Coast QLD Professional
 Race 8: CHANDON LUNCHEON 8 MAR BOOK NOW RATINGS
 BAND 0 - 58 Handicap - 1300m



22 February 2025 - 16:46

Track Rating: Soft 5, Weather: Fine, Rail Position: +9m 900m-400m;
 +6m Remainder

Section	Overall	1200m	1000m	800m	600m	400m	200m						
Section Times	1:18.51 [6] (0:08.76)	1:09.75 [6] (0:11.25)	0:58.50 [7] (0:11.19)	0:47.31 [7] (0:11.38)	0:35.93 [8] (0:11.89)	0:24.04 [10] (0:11.89)	0:12.15 [10] (0:12.15)						
Average Speed [km/h]	41.1	64.0	64.7	63.8	61.6	61.0	59.2						
Top Speed [km/h]	60.5	65.8	66.2	65.0	62.9	62.3	61.4						
Avg. Dist. to Rail [m]	5.6	2.8	1.6	2.2	3.3	7.2	8.8						
Avg. Stride Freq. [Hz]	2.2	2.6	2.5	2.5	2.4	2.4	2.4						
Avg. Stride Length [m]	5.2	6.9	7.1	7.2	7.1	7.0	6.8						



- [] Ranking at each section and finish
- .-.- No data available at this section
- NA No data available



Horse/Jockey Name	Birmingham
Final Rank	7
Fastest Section Time (Section)	0:08.90 (Overall)
Top Speed [km/h] (Section)	65.5 (1200m)
Race State	Finished



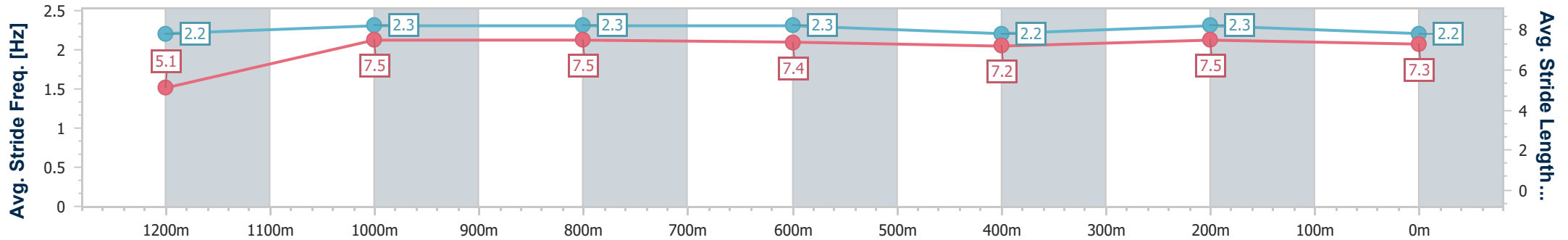
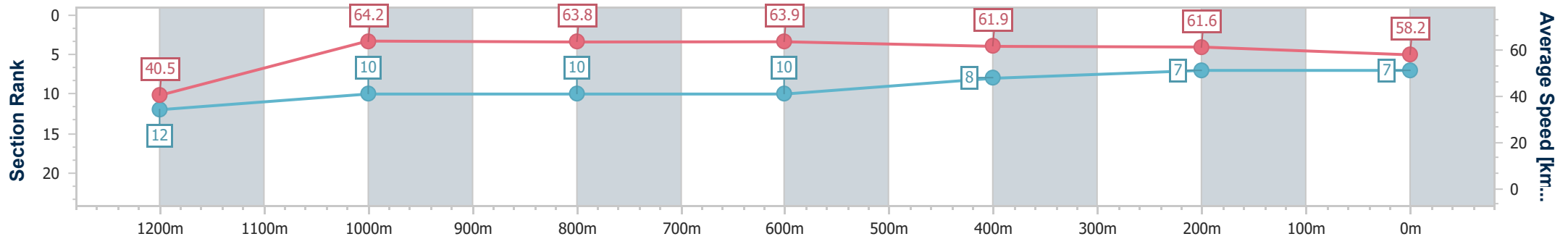
Aquis Park Gold Coast QLD Professional
 Race 8: CHANDON LUNCHEON 8 MAR BOOK NOW RATINGS
 BAND 0 - 58 Handicap - 1300m



22 February 2025 - 16:46

Track Rating: Soft 5, Weather: Fine, Rail Position: +9m 900m-400m;
 +6m Remainder

Section	Overall	1200m	1000m	800m	600m	400m	200m
Section Times	1:18.54 [7] (0:08.90)	1:09.64 [12] (0:11.22)	0:58.42 [10] (0:11.29)	0:47.13 [10] (0:11.23)	0:35.90 [10] (0:11.71)	0:24.19 [8] (0:11.81)	0:12.38 [7] (0:12.38)
Average Speed [km/h]	40.5	64.2	63.8	63.9	61.9	61.6	58.2
Top Speed [km/h]	61.9	65.5	65.2	65.2	62.9	62.3	60.6
Avg. Dist. to Rail [m]	4.0	0.9	1.0	0.4	2.2	5.5	6.8
Avg. Stride Freq. [Hz]	2.2	2.3	2.3	2.3	2.2	2.3	2.2
Avg. Stride Length [m]	5.1	7.5	7.5	7.4	7.2	7.5	7.3



- [] Ranking at each section and finish
- .-.- No data available at this section
- NA No data available



Horse/Jockey Name	Count Nicholas
Final Rank	8
Fastest Section Time (Section)	0:08.73 (Overall)
Top Speed [km/h] (Section)	66.5 (1200m)
Race State	Finished



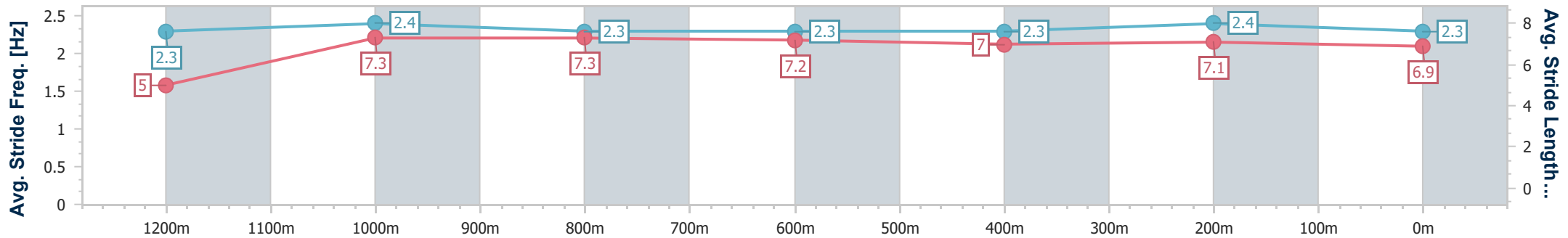
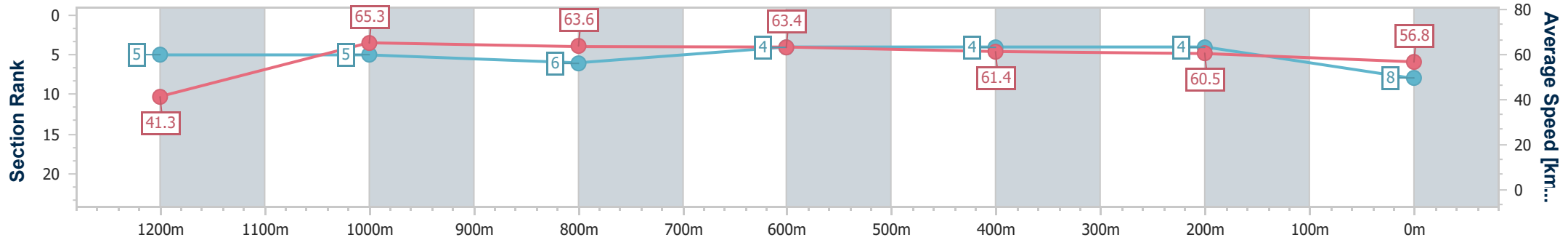
Aquis Park Gold Coast QLD Professional
 Race 8: CHANDON LUNCHEON 8 MAR BOOK NOW RATINGS
 BAND 0 - 58 Handicap - 1300m



22 February 2025 - 16:46

Track Rating: Soft 5, Weather: Fine, Rail Position: +9m 900m-400m;
 +6m Remainder

Section	Overall	1200m	1000m	800m	600m	400m	200m
Section Times	1:18.57 [8] (0:08.73)	1:09.84 [5] (0:11.02)	0:58.82 [5] (0:11.24)	0:47.58 [6] (0:11.28)	0:36.30 [4] (0:11.71)	0:24.59 [4] (0:11.90)	0:12.69 [4] (0:12.69)
Average Speed [km/h]	41.3	65.3	63.6	63.4	61.4	60.5	56.8
Top Speed [km/h]	62.8	66.5	66.1	64.5	62.8	61.5	58.8
Avg. Dist. to Rail [m]	4.0	1.3	1.2	1.2	1.2	2.0	2.9
Avg. Stride Freq. [Hz]	2.3	2.4	2.3	2.3	2.3	2.4	2.3
Avg. Stride Length [m]	5.0	7.3	7.3	7.2	7.0	7.1	6.9



- [] Ranking at each section and finish
- .-.- No data available at this section
- NA No data available



Horse/Jockey Name	Inspired Dream
Final Rank	9
Fastest Section Time (Section)	0:08.47 (Overall)
Top Speed [km/h] (Section)	66.8 (1200m)
Race State	Finished



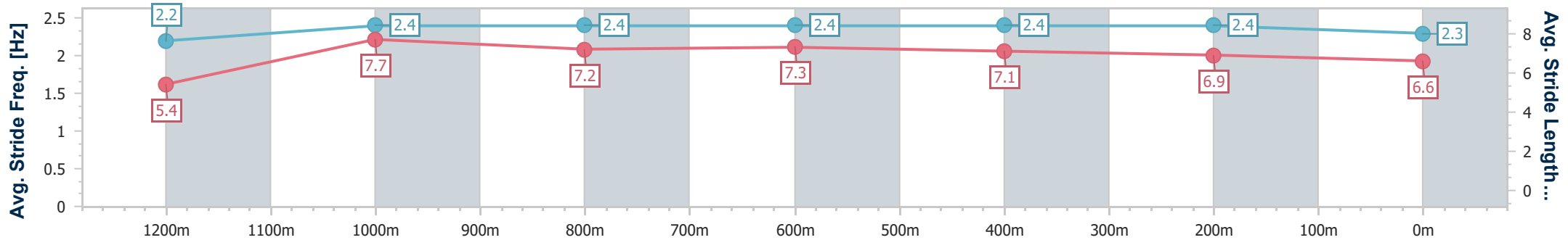
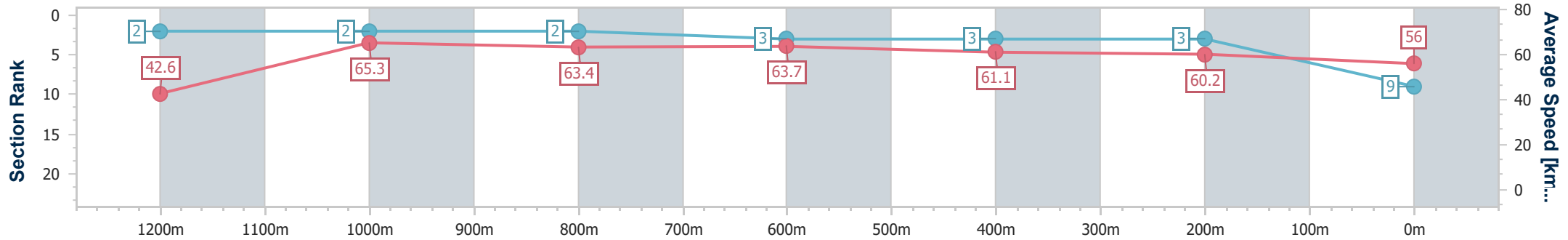
Aquis Park Gold Coast QLD Professional
 Race 8: CHANDON LUNCHEON 8 MAR BOOK NOW RATINGS
 BAND 0 - 58 Handicap - 1300m



22 February 2025 - 16:46

Track Rating: Soft 5, Weather: Fine, Rail Position: +9m 900m-400m;
 +6m Remainder

Section	Overall	1200m	1000m	800m	600m	400m	200m
Section Times	1:18.71 [9] (0:08.47)	1:10.24 [2] (0:11.01)	0:59.23 [2] (0:11.40)	0:47.83 [2] (0:11.26)	0:36.57 [3] (0:11.76)	0:24.81 [3] (0:11.96)	0:12.85 [3] (0:12.85)
Average Speed [km/h]	42.6	65.3	63.4	63.7	61.1	60.2	56.0
Top Speed [km/h]	64.0	66.8	64.3	65.4	63.1	61.4	58.7
Avg. Dist. to Rail [m]	9.0	1.4	1.1	0.5	0.9	0.8	1.3
Avg. Stride Freq. [Hz]	2.2	2.4	2.4	2.4	2.4	2.4	2.3
Avg. Stride Length [m]	5.4	7.7	7.2	7.3	7.1	6.9	6.6



- [] Ranking at each section and finish
- .-.- No data available at this section
- NA No data available



Horse/Jockey Name	Whisky Train
Final Rank	10
Fastest Section Time (Section)	0:08.83 (Overall)
Top Speed [km/h] (Section)	66.4 (1000m)
Race State	Finished



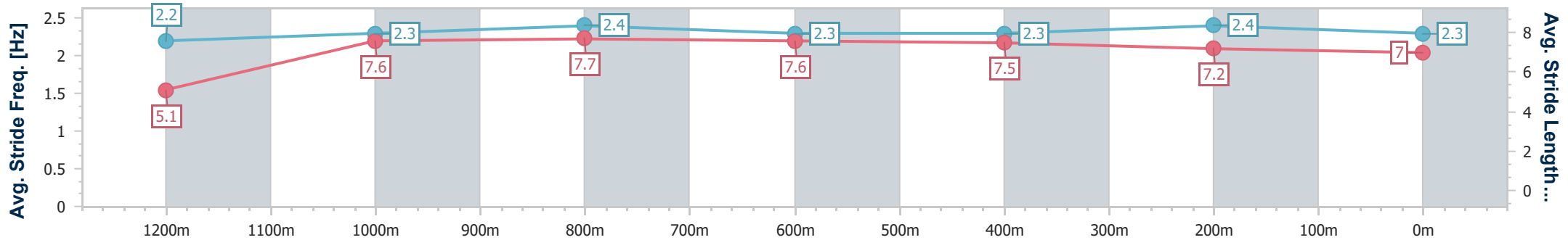
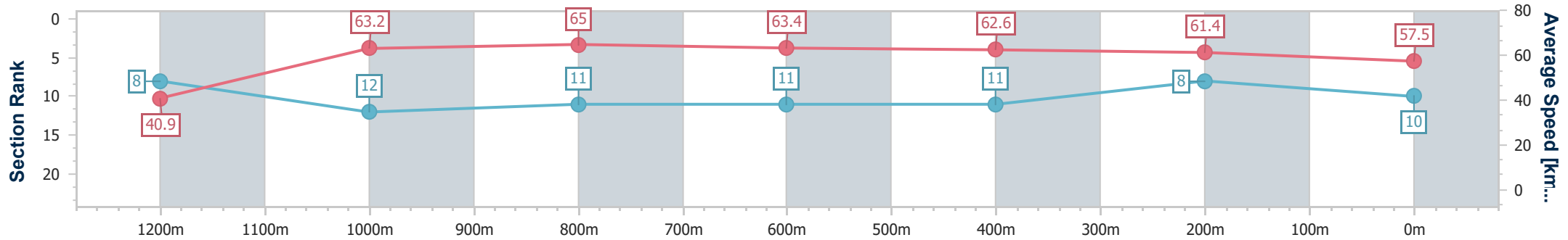
Aquis Park Gold Coast QLD Professional
 Race 8: CHANDON LUNCHEON 8 MAR BOOK NOW RATINGS
 BAND 0 - 58 Handicap - 1300m



22 February 2025 - 16:46

Track Rating: Soft 5, Weather: Fine, Rail Position: +9m 900m-400m;
 +6m Remainder

Section	Overall	1200m	1000m	800m	600m	400m	200m
Section Times	1:18.75 [10] (0:08.83)	1:09.92 [8] (0:11.41)	0:58.51 [12] (0:11.21)	0:47.30 [11] (0:11.39)	0:35.91 [11] (0:11.65)	0:24.26 [11] (0:11.76)	0:12.50 [8] (0:12.50)
Average Speed [km/h]	40.9	63.2	65.0	63.4	62.6	61.4	57.5
Top Speed [km/h]	60.0	64.7	66.4	64.7	63.3	62.3	60.2
Avg. Dist. to Rail [m]	10.8	5.2	1.9	1.8	1.8	3.2	4.8
Avg. Stride Freq. [Hz]	2.2	2.3	2.4	2.3	2.3	2.4	2.3
Avg. Stride Length [m]	5.1	7.6	7.7	7.6	7.5	7.2	7.0



- [] Ranking at each section and finish
- .-.- No data available at this section
- NA No data available



Horse/Jockey Name	Bauhaus
Final Rank	11
Fastest Section Time (Section)	0:08.97 (Overall)
Top Speed [km/h] (Section)	65.1 (1000m)
Race State	Finished



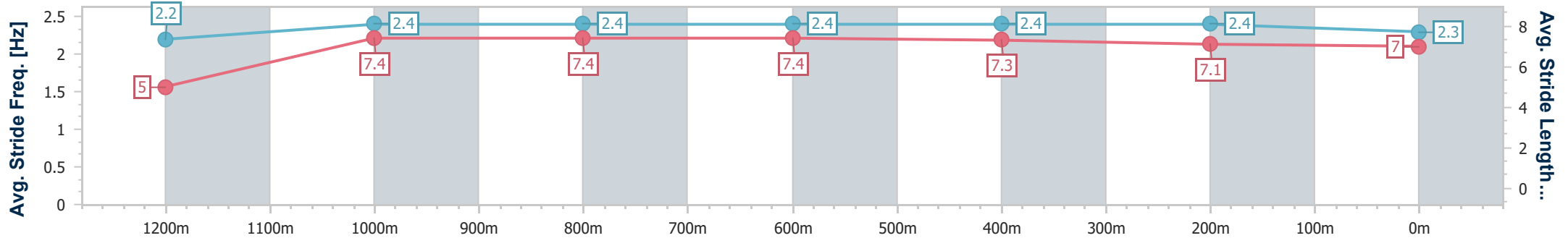
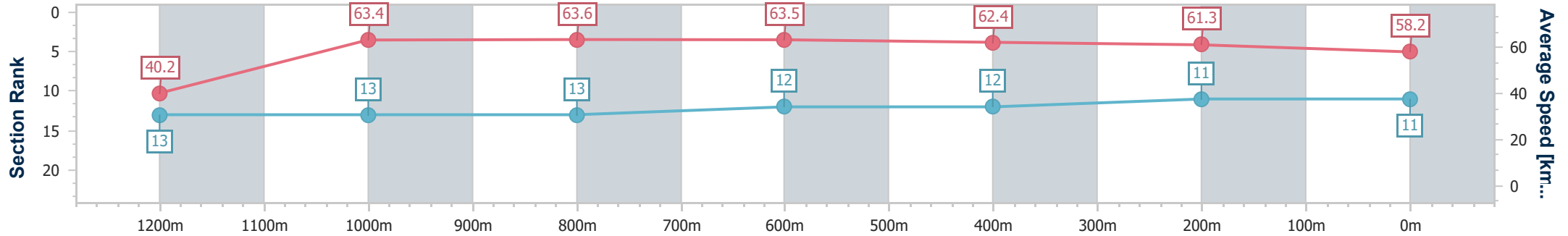
Aquis Park Gold Coast QLD Professional
 Race 8: CHANDON LUNCHEON 8 MAR BOOK NOW RATINGS
 BAND 0 - 58 Handicap - 1300m



22 February 2025 - 16:46

Track Rating: Soft 5, Weather: Fine, Rail Position: +9m 900m-400m;
 +6m Remainder

Section	Overall	1200m	1000m	800m	600m	400m	200m
Section Times	1:18.79 [11] (0:08.97)	1:09.82 [13] (0:11.37)	0:58.45 [13] (0:11.33)	0:47.12 [13] (0:11.33)	0:35.79 [12] (0:11.62)	0:24.17 [12] (0:11.76)	0:12.41 [11] (0:12.41)
Average Speed [km/h]	40.2	63.4	63.6	63.5	62.4	61.3	58.2
Top Speed [km/h]	59.0	64.7	65.1	64.5	63.1	62.6	59.8
Avg. Dist. to Rail [m]	7.1	2.1	2.0	1.2	0.9	2.6	3.0
Avg. Stride Freq. [Hz]	2.2	2.4	2.4	2.4	2.4	2.4	2.3
Avg. Stride Length [m]	5.0	7.4	7.4	7.4	7.3	7.1	7.0



- [] Ranking at each section and finish
- .-.- No data available at this section
- NA No data available



Horse/Jockey Name	Tapis Magique
Final Rank	12
Fastest Section Time (Section)	0:08.88 (Overall)
Top Speed [km/h] (Section)	65.4 (1200m)
Race State	Finished



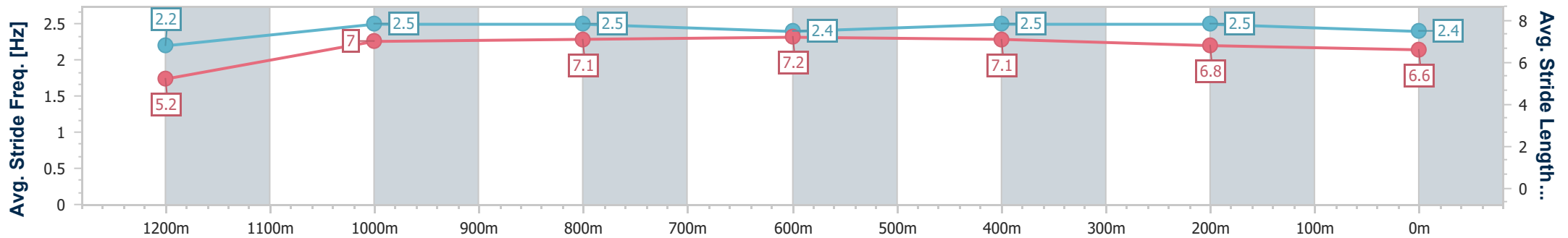
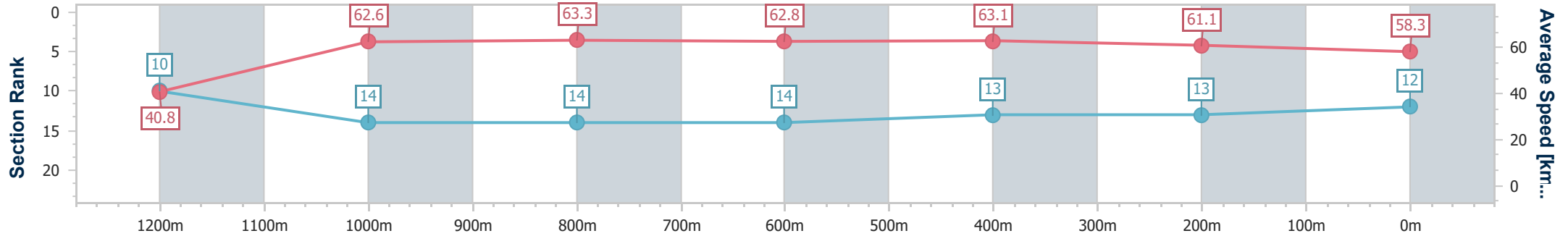
Aquis Park Gold Coast QLD Professional
 Race 8: CHANDON LUNCHEON 8 MAR BOOK NOW RATINGS
 BAND 0 - 58 Handicap - 1300m



22 February 2025 - 16:46

Track Rating: Soft 5, Weather: Fine, Rail Position: +9m 900m-400m;
 +6m Remainder

Section	Overall	1200m	1000m	800m	600m	400m	200m
Section Times	1:18.93 [12] (0:08.88)	1:10.05 [10] (0:11.48)	0:58.57 [14] (0:11.41)	0:47.16 [14] (0:11.49)	0:35.67 [14] (0:11.49)	0:24.18 [13] (0:11.79)	0:12.39 [13] (0:12.39)
Average Speed [km/h]	40.8	62.6	63.3	62.8	63.1	61.1	58.3
Top Speed [km/h]	60.1	65.4	63.7	63.8	64.5	63.8	60.4
Avg. Dist. to Rail [m]	8.2	3.5	1.7	0.9	1.8	3.3	3.8
Avg. Stride Freq. [Hz]	2.2	2.5	2.5	2.4	2.5	2.5	2.4
Avg. Stride Length [m]	5.2	7.0	7.1	7.2	7.1	6.8	6.6



- [] Ranking at each section and finish
- .-.- No data available at this section
- NA No data available



Horse/Jockey Name	Epic Flash
Final Rank	13
Fastest Section Time (Section)	0:08.54 (Overall)
Top Speed [km/h] (Section)	66.5 (1200m)
Race State	Finished



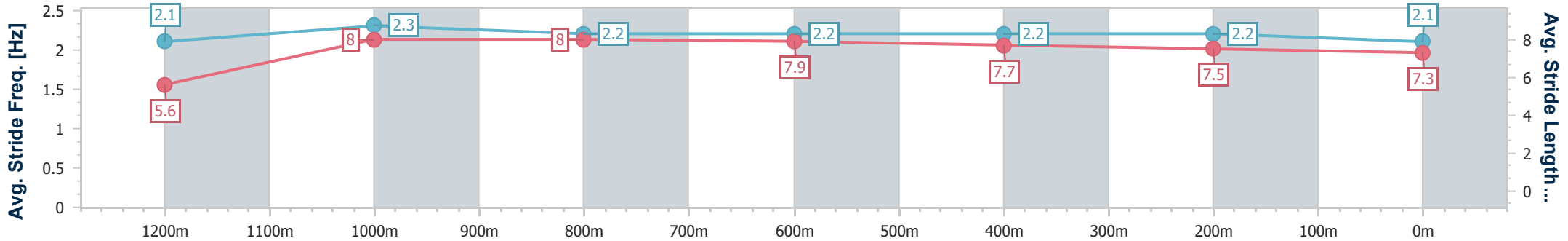
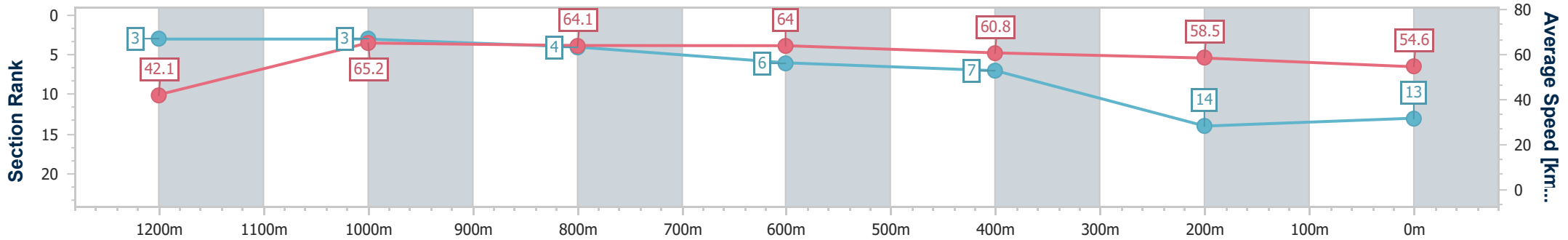
Aquis Park Gold Coast QLD Professional
 Race 8: CHANDON LUNCHEON 8 MAR BOOK NOW RATINGS
 BAND 0 - 58 Handicap - 1300m



22 February 2025 - 16:46

Track Rating: Soft 5, Weather: Fine, Rail Position: +9m 900m-400m;
 +6m Remainder

Section	Overall	1200m	1000m	800m	600m	400m	200m						
Section Times	1:19.85 [13] (0:08.54)	1:11.31 [3] (0:11.06)	1:00.25 [3] (0:11.35)	0:48.90 [4] (0:11.37)	0:37.53 [6] (0:12.01)	0:25.52 [7] (0:12.33)	0:13.19 [14]						
Average Speed [km/h]	42.1	65.2	64.1	64.0	60.8	58.5	54.6						
Top Speed [km/h]	63.4	66.5	65.2	65.4	61.9	59.5	57.4						
Avg. Dist. to Rail [m]	11.7	5.0	2.2	3.0	2.9	4.0	4.5						
Avg. Stride Freq. [Hz]	2.1	2.3	2.2	2.2	2.2	2.2	2.1						
Avg. Stride Length [m]	5.6	8.0	8.0	7.9	7.7	7.5	7.3						



- [] Ranking at each section and finish
- .-.- No data available at this section
- NA No data available



Horse/Jockey Name	You And I
Final Rank	14
Fastest Section Time (Section)	0:08.78 (Overall)
Top Speed [km/h] (Section)	65.8 (1200m)
Race State	Finished



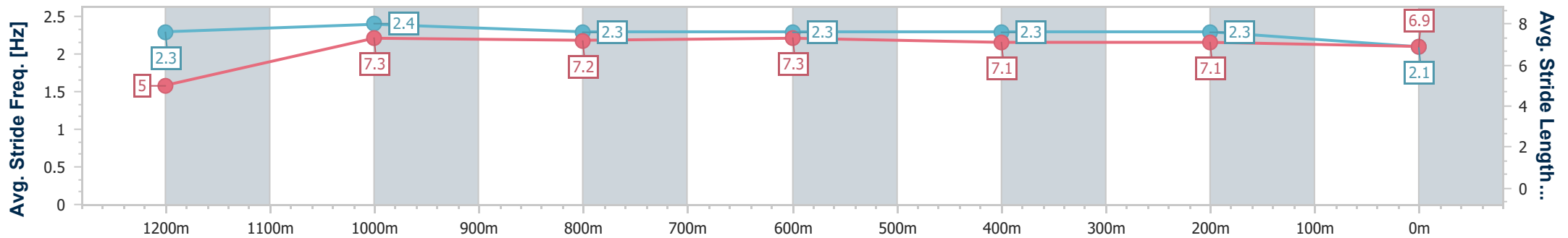
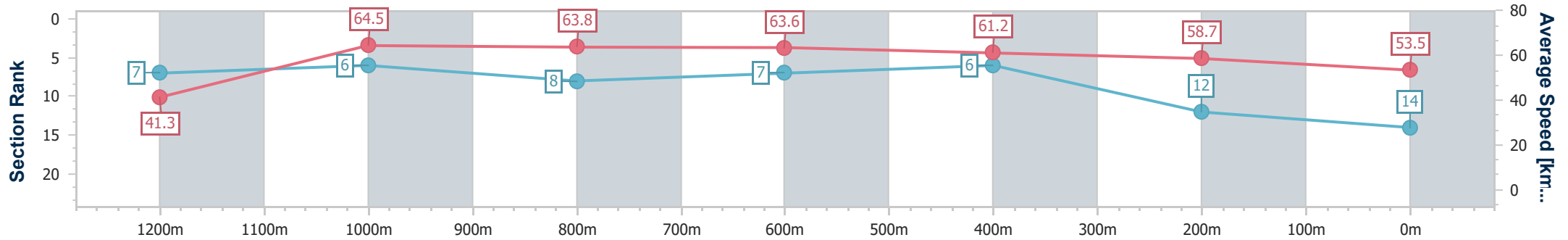
Aquis Park Gold Coast QLD Professional
 Race 8: CHANDON LUNCHEON 8 MAR BOOK NOW RATINGS
 BAND 0 - 58 Handicap - 1300m



22 February 2025 - 16:46

Track Rating: Soft 5, Weather: Fine, Rail Position: +9m 900m-400m;
 +6m Remainder

Section	Overall	1200m	1000m	800m	600m	400m	200m
Section Times	1:19.93 [14] (0:08.78)	1:11.15 [7] (0:11.17)	0:59.98 [6] (0:11.28)	0:48.70 [8] (0:11.31)	0:37.39 [7] (0:11.75)	0:25.64 [6] (0:12.20)	0:13.44 [12] (0:13.44)
Average Speed [km/h]	41.3	64.5	63.8	63.6	61.2	58.7	53.5
Top Speed [km/h]	62.8	65.8	65.4	64.7	61.9	60.0	56.6
Avg. Dist. to Rail [m]	2.1	1.0	1.2	0.4	1.0	0.4	0.7
Avg. Stride Freq. [Hz]	2.3	2.4	2.3	2.3	2.3	2.3	2.1
Avg. Stride Length [m]	5.0	7.3	7.2	7.3	7.1	7.1	6.9



- [] Ranking at each section and finish
- .-.- No data available at this section
- NA No data available