



Townsville QLD Professional

Race 1: LADBROKES RACING CLUB QTIS Two-Year-Old Maiden Plate - 1000m

27 February 2025 - 13:30



Track Rating: Good 4, Weather: Fine, Rail Position: +4m 1000m-WP, +2m Remainder

Section		Overall	800m	600m	400m	200m	Last 600m					
Field Times		0:57.80 (0:12.97)	0:44.83 (0:10.33)	0:34.50 (0:10.89)	0:23.61 (0:11.65)	0:11.96 (0:11.96)	0:34.50					
Rank	TAB Horse/Jockey	Barrier	Top Speed [km/h]	Fastest Section	Margin			Distance Travelled [m]				
1	2 RAFF VADER Ryan Wiggins	7	71.6 800m	0:10.41 800m	0:57.80 [1] (0:12.97)	0:44.83 [1] (0:10.41)	0:34.42 [3] (0:11.02)	0:23.40 [3] (0:11.44)	0:11.96 [1] (0:11.96)	0:57.80	0:34.42	
2	12 ROYAL PROPHECY McKenzie Apel	6	71.2 800m	0:10.39 800m	0:57.86 [2] (0:13.19)	0:44.67 [5] (0:10.39)	0:34.28 [6] (0:10.99)	0:23.29 [6] (0:11.47)	0:11.82 [6] (0:11.82)	0.36L	0:34.28	+1
3	5 SMALL TOWN HUSSLER Justin Stanley	9	72.0 800m	0:10.28 800m	0:57.94 [3] (0:13.08)	0:44.86 [3] (0:10.28)	0:34.58 [2] (0:10.91)	0:23.67 [2] (0:11.61)	0:12.06 [3] (0:12.06)	0.88L	0:34.58	+2
4	11 MINXY Chris Meehan	8	71.7 800m	0:10.34 800m	0:57.95 [4] (0:13.35)	0:44.60 [7] (0:10.34)	0:34.26 [7] (0:10.94)	0:23.32 [7] (0:11.38)	0:11.94 [4] (0:11.94)	0.92L	0:34.26	+2
5	9 CASCIA Nathan Thomas	4	72.0 800m	0:10.27 800m	0:57.99 [5] (0:13.28)	0:44.71 [6] (0:10.27)	0:34.44 [5] (0:11.00)	0:23.44 [5] (0:11.47)	0:11.97 [5] (0:11.97)	1.13L	0:34.44	+0
6	3 SECRET CYPHER Amanda Thomson	5	70.0 800m	0:10.48 800m	0:58.09 [6] (0:13.47)	0:44.62 [8] (0:10.48)	0:34.14 [9] (0:10.87)	0:23.27 [9] (0:11.52)	0:11.75 [9] (0:11.75)	1.75L	0:34.14	-1
7	10 FILLYDELPHIA MISS Sean Cormack	10	71.7 800m	0:10.31 800m	0:58.23 [7] (0:13.64)	0:44.59 [10] (0:10.31)	0:34.28 [9] (0:10.88)	0:23.40 [10] (0:11.37)	0:12.03 [8] (0:12.03)	2.55L	0:34.28	+3
8	7 ACCEPT POWER Wanderson D'Avila	11	72.1 800m	0:10.40 800m	0:58.46 [8] (0:13.13)	0:45.33 [4] (0:10.40)	0:34.93 [4] (0:10.95)	0:23.98 [4] (0:11.62)	0:12.36 [7] (0:12.36)	3.9L	0:34.93	+0
9	8 BUILT DIFFERENT Olivia Kendal	3	71.4 800m	0:10.33 800m	0:58.59 [9] (0:13.54)	0:45.05 [9] (0:10.33)	0:34.72 [8] (0:10.94)	0:23.78 [8] (0:11.59)	0:12.19 [10] (0:12.19)	4.69L	0:34.72	-6
10	1 BATTLEKATT Ashley Butler	1	72.2 800m	0:10.31 800m	0:59.16 [10] (0:12.99)	0:46.17 [2] (0:10.31)	0:35.86 [1] (0:10.89)	0:24.97 [1] (0:11.69)	0:13.28 [2] (0:13.28)	8L	0:35.86	-7

Scratched: Union Delegate (#6), Spieth Impediment (#13)

[] Ranking at each section and finish
 -:-:- No data available at this section
 NA No data available
 SCN Saddle cloth number
 DNF Did not finish
 DNT Did not track



Townsville QLD Professional
Race 1: LADBROKES RACING CLUB QTIS Two-Year-Old Maiden Plate - 1000m
27 February 2025 - 13:30



Track Rating: Good 4, Weather: Fine, Rail Position: +4m 1000m-WP, +2m Remainder

Section	Overall	800m	600m	400m	200m	Last 600m
Field Times	0:57.80 (0:12.97)	0:44.83 (0:10.33)	0:34.50 (0:10.89)	0:23.61 (0:11.65)	0:11.96 (0:11.96)	0:34.50

Rank	TAB	Horse/Jockey	Barrier	Top Speed [km/h]	Fastest Section	Margin	Distance Travelled [m]
11	4	SECRET SKYFALL	2	64.8	0:11.41	46.56L	-4
		Jackson Murphy		800m	800m		

Scratched: Union Delegate (#6), Spieth Impediment (#13)

[] Ranking at each section and finish
 -:-:-:- No data available at this section
 NA No data available

SCN Saddle cloth number
 DNF Did not finish
 DNT Did not track



Horse/Jockey Name	Raff Vader
Final Rank	1
Fastest Section Time (Section)	0:10.41 (800m)
Top Speed [km/h] (Section)	71.6 (800m)
Race State	Finished



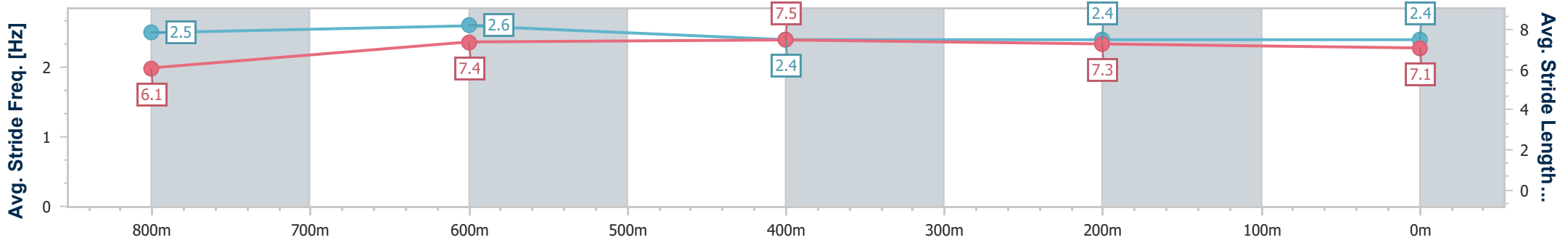
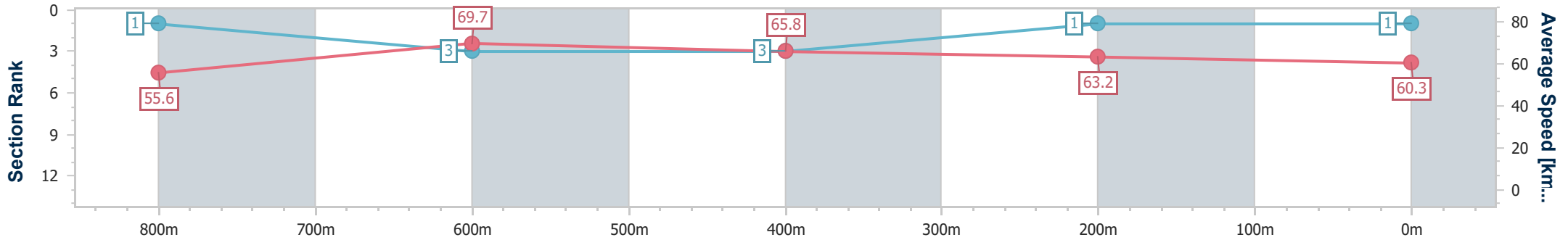
Townsville QLD Professional
Race 1: LADBROKES RACING CLUB QTIS Two-Year-Old
Maiden Plate - 1000m

27 February 2025 - 13:30

Track Rating: Good 4, Weather: Fine, Rail Position: +4m 1000m-WP,
+2m Remainder



Section	Overall	800m	600m	400m	200m
Section Times	0:57.80 [1] (0:12.97)	0:44.83 [1] (0:10.41)	0:34.42 [3] (0:11.02)	0:23.40 [3] (0:11.44)	0:11.96 [1] (0:11.96)
Average Speed [km/h]	55.6	69.7	65.8	63.2	60.3
Top Speed [km/h]	70.8	71.6	68.3	65.1	62.0
Avg. Dist. to Rail [m]	6.8	2.0	1.6	2.5	2.1
Avg. Stride Freq. [Hz]	2.5	2.6	2.4	2.4	2.4
Avg. Stride Length [m]	6.1	7.4	7.5	7.3	7.1



- [] Ranking at each section and finish
- .-.- No data available at this section
- NA No data available



Horse/Jockey Name	Royal Prophecy
Final Rank	2
Fastest Section Time (Section)	0:10.39 (800m)
Top Speed [km/h] (Section)	71.2 (800m)
Race State	Finished



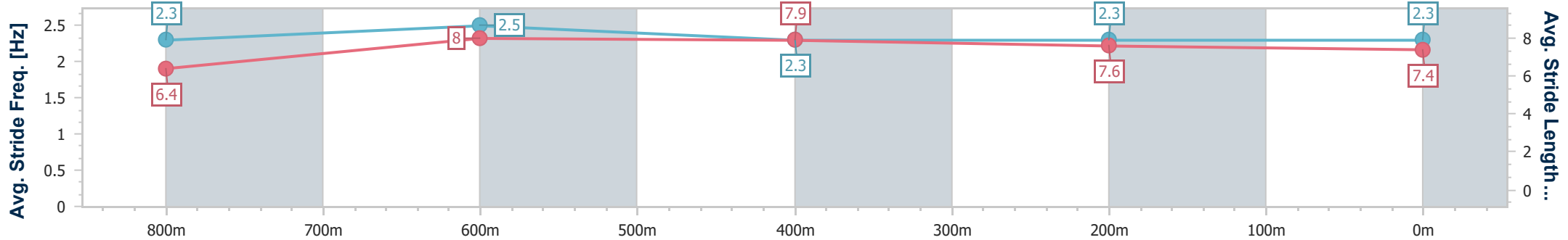
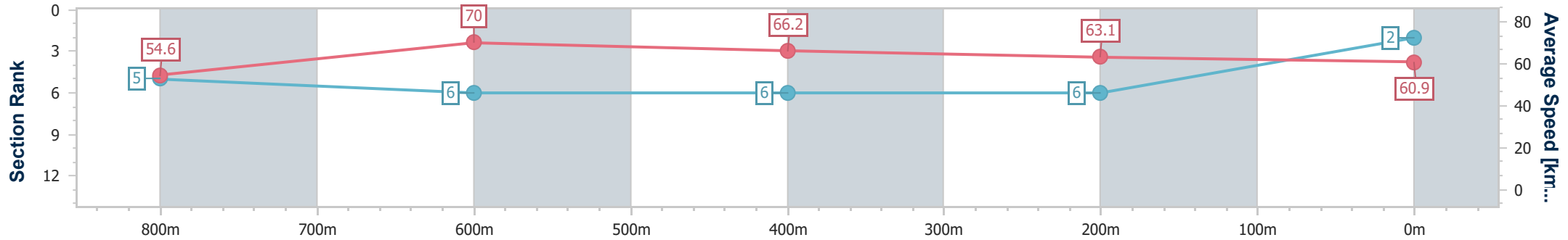
Townsville QLD Professional
Race 1: LADBROKES RACING CLUB QTIS Two-Year-Old
Maiden Plate - 1000m

27 February 2025 - 13:30

Track Rating: Good 4, Weather: Fine, Rail Position: +4m 1000m-WP,
+2m Remainder



Section	Overall	800m	600m	400m	200m
Section Times	0:57.86 [2] (0:13.19)	0:44.67 [5] (0:10.39)	0:34.28 [6] (0:10.99)	0:23.29 [6] (0:11.47)	0:11.82 [6] (0:11.82)
Average Speed [km/h]	54.6	70.0	66.2	63.1	60.9
Top Speed [km/h]	70.0	71.2	69.0	65.0	61.7
Avg. Dist. to Rail [m]	5.2	2.8	2.1	2.7	4.0
Avg. Stride Freq. [Hz]	2.3	2.5	2.3	2.3	2.3
Avg. Stride Length [m]	6.4	8.0	7.9	7.6	7.4



- [] Ranking at each section and finish
- .-.- No data available at this section
- NA No data available



Horse/Jockey Name	Small Town Hussler
Final Rank	3
Fastest Section Time (Section)	0:10.28 (800m)
Top Speed [km/h] (Section)	72.0 (800m)
Race State	Finished



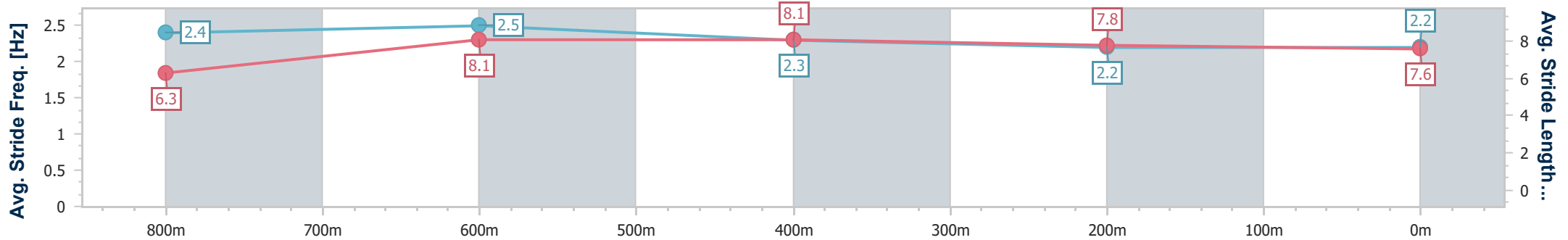
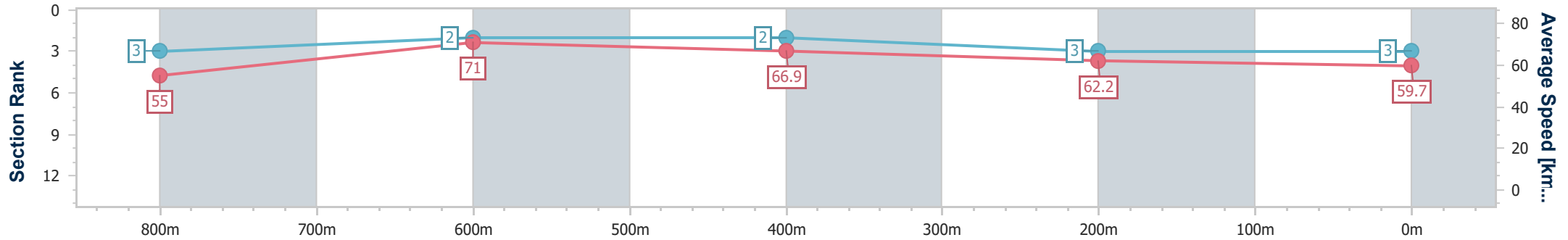
Townsville QLD Professional
Race 1: LADBROKES RACING CLUB QTIS Two-Year-Old
Maiden Plate - 1000m

27 February 2025 - 13:30

Track Rating: Good 4, Weather: Fine, Rail Position: +4m 1000m-WP,
+2m Remainder



Section	Overall	800m	600m	400m	200m
Section Times	0:57.94 [3] (0:13.08)	0:44.86 [3] (0:10.28)	0:34.58 [2] (0:10.91)	0:23.67 [2] (0:11.61)	0:12.06 [3] (0:12.06)
Average Speed [km/h]	55.0	71.0	66.9	62.2	59.7
Top Speed [km/h]	70.9	72.0	70.7	64.1	61.3
Avg. Dist. to Rail [m]	8.7	3.9	2.4	3.1	2.9
Avg. Stride Freq. [Hz]	2.4	2.5	2.3	2.2	2.2
Avg. Stride Length [m]	6.3	8.1	8.1	7.8	7.6



- [] Ranking at each section and finish
- .-.- No data available at this section
- NA No data available



Horse/Jockey Name	Minxy
Final Rank	4
Fastest Section Time (Section)	0:10.34 (800m)
Top Speed [km/h] (Section)	71.7 (800m)
Race State	Finished



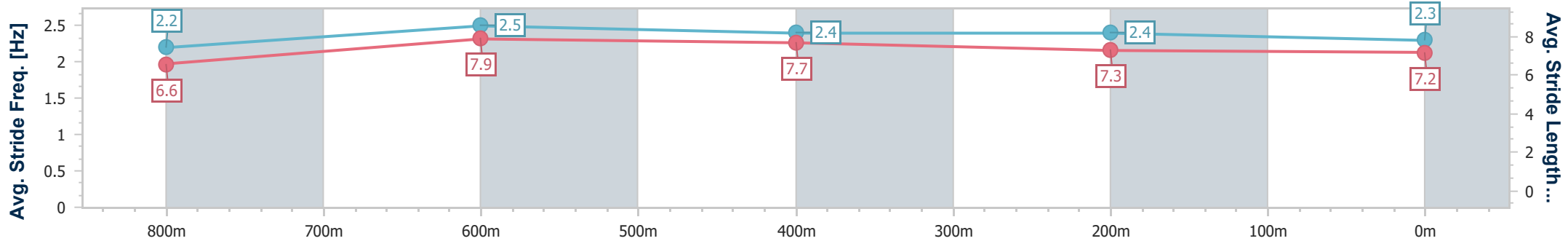
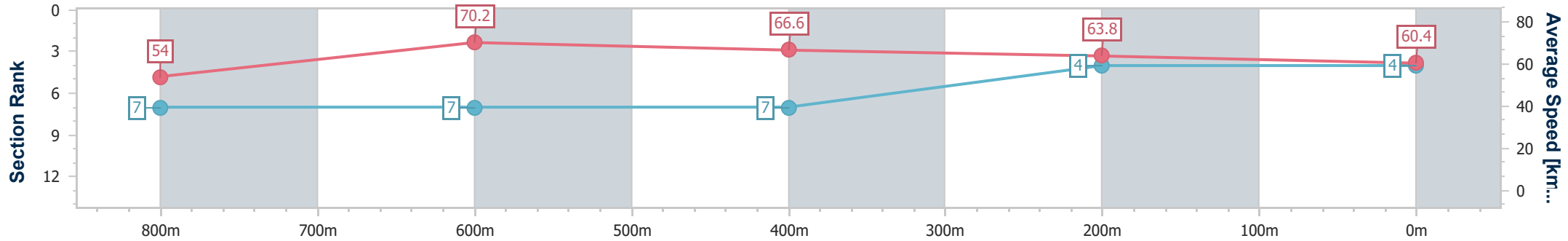
Townsville QLD Professional
Race 1: LADBROKES RACING CLUB QTIS Two-Year-Old
Maiden Plate - 1000m

27 February 2025 - 13:30

Track Rating: Good 4, Weather: Fine, Rail Position: +4m 1000m-WP,
+2m Remainder



Section	Overall	800m	600m	400m	200m
Section Times	0:57.95 [4] (0:13.35)	0:44.60 [7] (0:10.34)	0:34.26 [7] (0:10.94)	0:23.32 [7] (0:11.38)	0:11.94 [4] (0:11.94)
Average Speed [km/h]	54.0	70.2	66.6	63.8	60.4
Top Speed [km/h]	70.1	71.7	68.8	65.4	63.3
Avg. Dist. to Rail [m]	7.0	2.6	2.1	6.2	7.4
Avg. Stride Freq. [Hz]	2.2	2.5	2.4	2.4	2.3
Avg. Stride Length [m]	6.6	7.9	7.7	7.3	7.2



- [] Ranking at each section and finish
- .-.- No data available at this section
- NA No data available



Horse/Jockey Name	Cascia
Final Rank	5
Fastest Section Time (Section)	0:10.27 (800m)
Top Speed [km/h] (Section)	72.0 (800m)
Race State	Finished



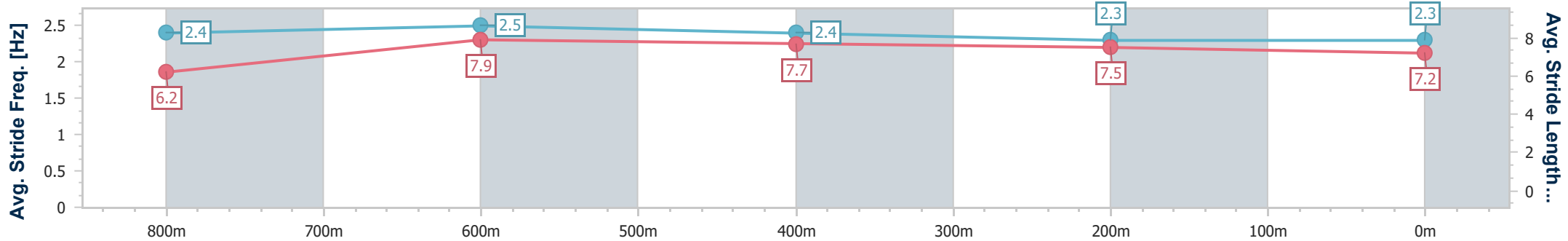
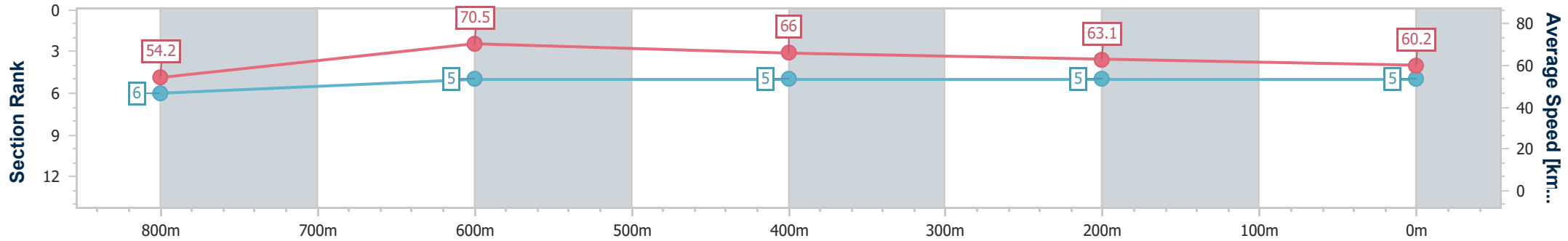
Townsville QLD Professional
Race 1: LADBROKES RACING CLUB QTIS Two-Year-Old
Maiden Plate - 1000m

27 February 2025 - 13:30

Track Rating: Good 4, Weather: Fine, Rail Position: +4m 1000m-WP,
+2m Remainder



Section	Overall	800m	600m	400m	200m
Section Times	0:57.99 [5] (0:13.28)	0:44.71 [6] (0:10.27)	0:34.44 [5] (0:11.00)	0:23.44 [5] (0:11.47)	0:11.97 [5] (0:11.97)
Average Speed [km/h]	54.2	70.5	66.0	63.1	60.2
Top Speed [km/h]	70.9	72.0	69.7	64.9	61.6
Avg. Dist. to Rail [m]	3.6	1.6	1.8	2.4	3.2
Avg. Stride Freq. [Hz]	2.4	2.5	2.4	2.3	2.3
Avg. Stride Length [m]	6.2	7.9	7.7	7.5	7.2



- [] Ranking at each section and finish
- .-.- No data available at this section
- NA No data available



Horse/Jockey Name	Secret Cypher
Final Rank	6
Fastest Section Time (Section)	0:10.48 (800m)
Top Speed [km/h] (Section)	70.0 (800m)
Race State	Finished



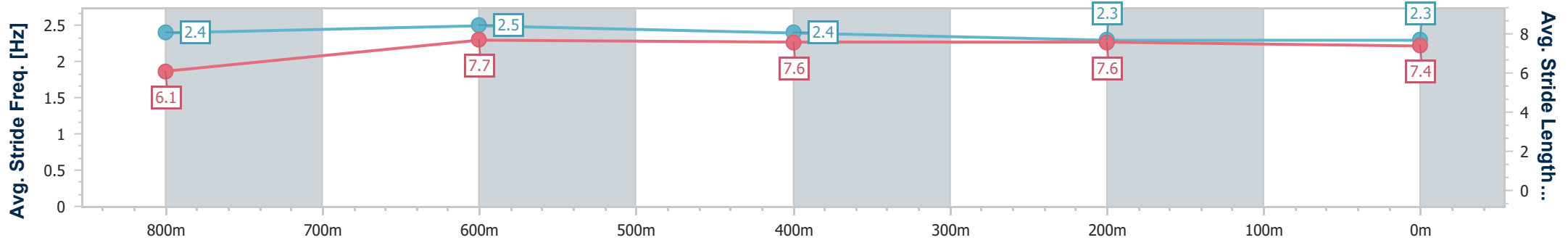
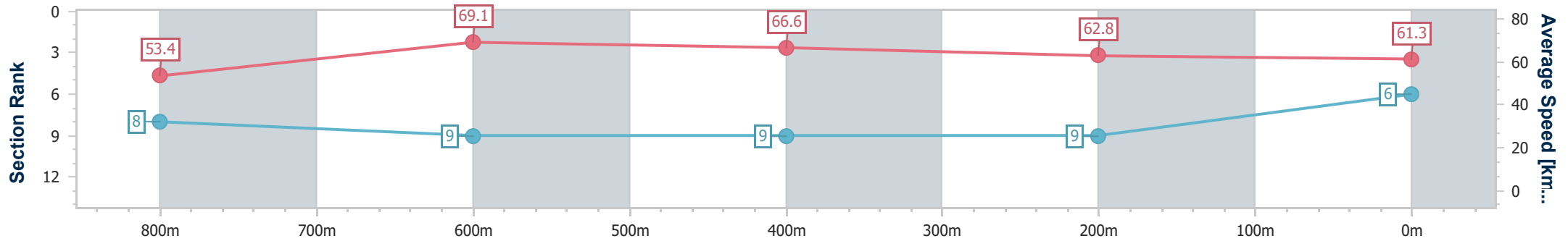
Townsville QLD Professional
Race 1: LADBROKES RACING CLUB QTIS Two-Year-Old
Maiden Plate - 1000m

27 February 2025 - 13:30

Track Rating: Good 4, Weather: Fine, Rail Position: +4m 1000m-WP,
+2m Remainder



Section	Overall	800m	600m	400m	200m
Section Times	0:58.09 [6] (0:13.47)	0:44.62 [8] (0:10.48)	0:34.14 [9] (0:10.87)	0:23.27 [9] (0:11.52)	0:11.75 [9] (0:11.75)
Average Speed [km/h]	53.4	69.1	66.6	62.8	61.3
Top Speed [km/h]	69.3	70.0	68.4	64.7	62.7
Avg. Dist. to Rail [m]	6.0	1.7	1.3	4.0	7.9
Avg. Stride Freq. [Hz]	2.4	2.5	2.4	2.3	2.3
Avg. Stride Length [m]	6.1	7.7	7.6	7.6	7.4



- [] Ranking at each section and finish
- .-.- No data available at this section
- NA No data available



Horse/Jockey Name	Fillydelphia Miss
Final Rank	7
Fastest Section Time (Section)	0:10.31 (800m)
Top Speed [km/h] (Section)	71.7 (800m)
Race State	Finished



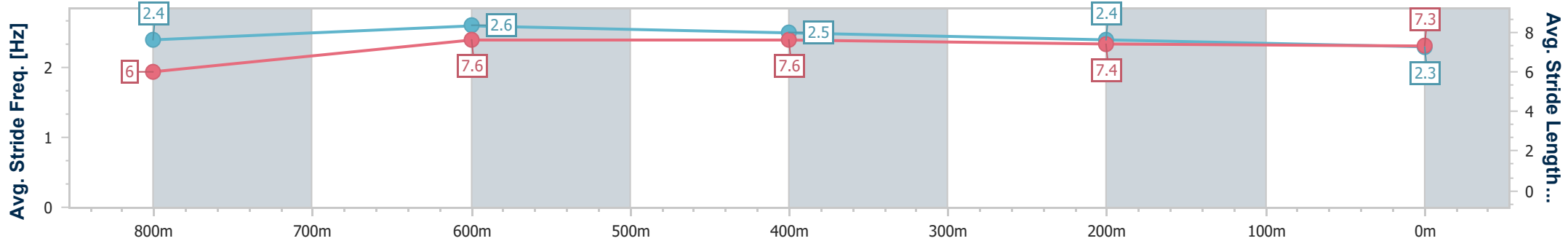
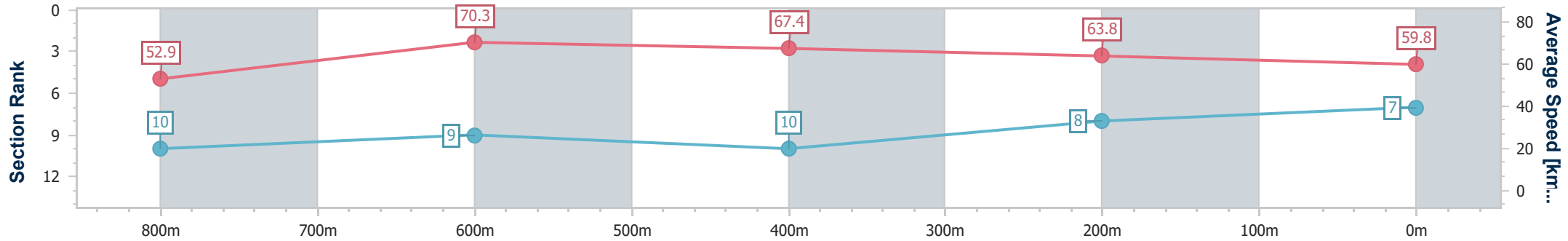
Townsville QLD Professional
Race 1: LADBROKES RACING CLUB QTIS Two-Year-Old
Maiden Plate - 1000m

27 February 2025 - 13:30

Track Rating: Good 4, Weather: Fine, Rail Position: +4m 1000m-WP,
+2m Remainder



Section	Overall	800m	600m	400m	200m
Section Times	0:58.23 [7] (0:13.64)	0:44.59 [10] (0:10.31)	0:34.28 [9] (0:10.88)	0:23.40 [10] (0:11.37)	0:12.03 [8] (0:12.03)
Average Speed [km/h]	52.9	70.3	67.4	63.8	59.8
Top Speed [km/h]	70.5	71.7	69.0	67.9	62.5
Avg. Dist. to Rail [m]	7.1	2.1	3.5	5.9	6.3
Avg. Stride Freq. [Hz]	2.4	2.6	2.5	2.4	2.3
Avg. Stride Length [m]	6.0	7.6	7.6	7.4	7.3



- [] Ranking at each section and finish
- .-.- No data available at this section
- NA No data available



Horse/Jockey Name	Accept Power
Final Rank	8
Fastest Section Time (Section)	0:10.40 (800m)
Top Speed [km/h] (Section)	72.1 (800m)
Race State	Finished



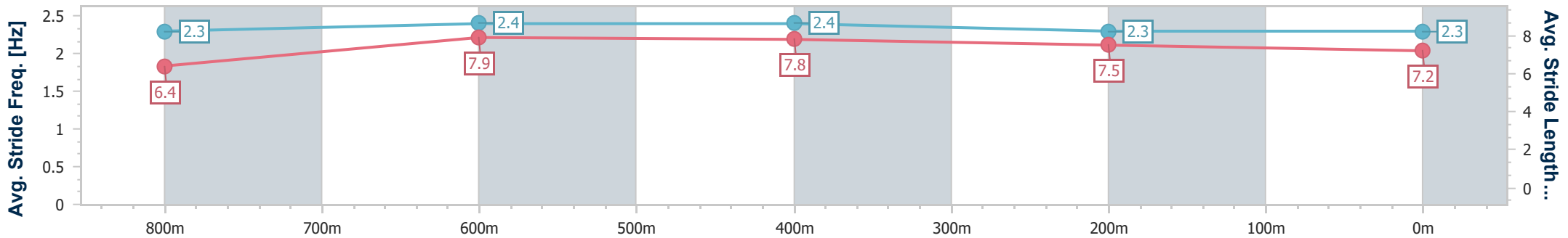
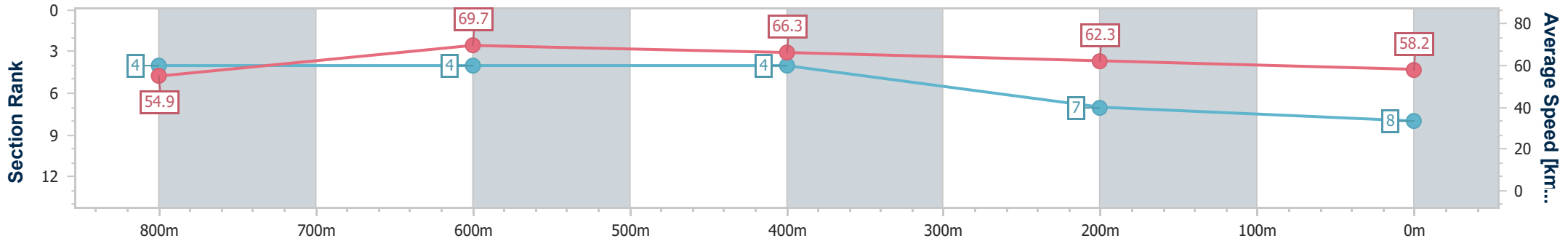
Townsville QLD Professional
Race 1: LADBROKES RACING CLUB QTIS Two-Year-Old
Maiden Plate - 1000m

27 February 2025 - 13:30

Track Rating: Good 4, Weather: Fine, Rail Position: +4m 1000m-WP,
+2m Remainder



Section	Overall	800m	600m	400m	200m
Section Times	0:58.46 [8] (0:13.13)	0:45.33 [4] (0:10.40)	0:34.93 [4] (0:10.95)	0:23.98 [4] (0:11.62)	0:12.36 [7] (0:12.36)
Average Speed [km/h]	54.9	69.7	66.3	62.3	58.2
Top Speed [km/h]	70.7	72.1	71.0	65.3	60.7
Avg. Dist. to Rail [m]	9.5	2.4	1.3	3.7	3.9
Avg. Stride Freq. [Hz]	2.3	2.4	2.4	2.3	2.3
Avg. Stride Length [m]	6.4	7.9	7.8	7.5	7.2



- [] Ranking at each section and finish
- .-.- No data available at this section
- NA No data available



Horse/Jockey Name	Built Different
Final Rank	9
Fastest Section Time (Section)	0:10.33 (800m)
Top Speed [km/h] (Section)	71.4 (800m)
Race State	Finished



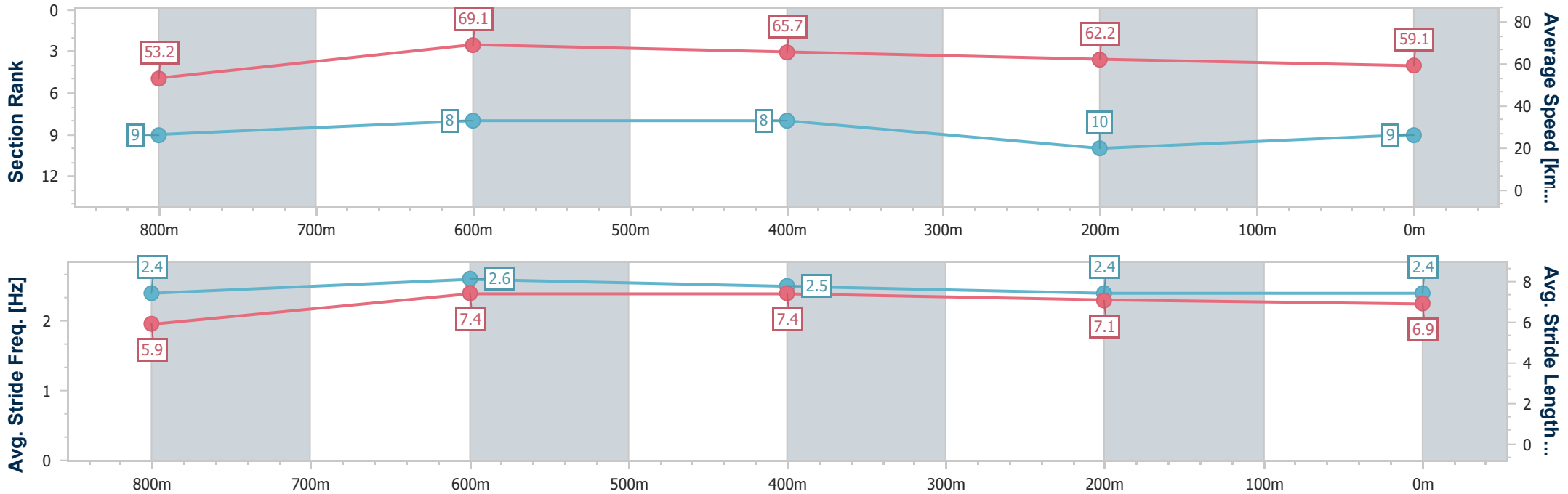
Townsville QLD Professional
 Race 1: LADBROKES RACING CLUB QTIS Two-Year-Old
 Maiden Plate - 1000m

27 February 2025 - 13:30

Track Rating: Good 4, Weather: Fine, Rail Position: +4m 1000m-WP,
 +2m Remainder



Section	Overall	800m	600m	400m	200m
Section Times	0:58.59 [9] (0:13.54)	0:45.05 [9] (0:10.33)	0:34.72 [8] (0:10.94)	0:23.78 [8] (0:11.59)	0:12.19 [10] (0:12.19)
Average Speed [km/h]	53.2	69.1	65.7	62.2	59.1
Top Speed [km/h]	70.4	71.4	67.9	64.4	61.7
Avg. Dist. to Rail [m]	1.7	1.7	0.5	0.6	1.3
Avg. Stride Freq. [Hz]	2.4	2.6	2.5	2.4	2.4
Avg. Stride Length [m]	5.9	7.4	7.4	7.1	6.9



- [] Ranking at each section and finish
- .-.- No data available at this section
- NA No data available



Horse/Jockey Name	Battlekatt
Final Rank	10
Fastest Section Time (Section)	0:10.31 (800m)
Top Speed [km/h] (Section)	72.2 (800m)
Race State	Finished



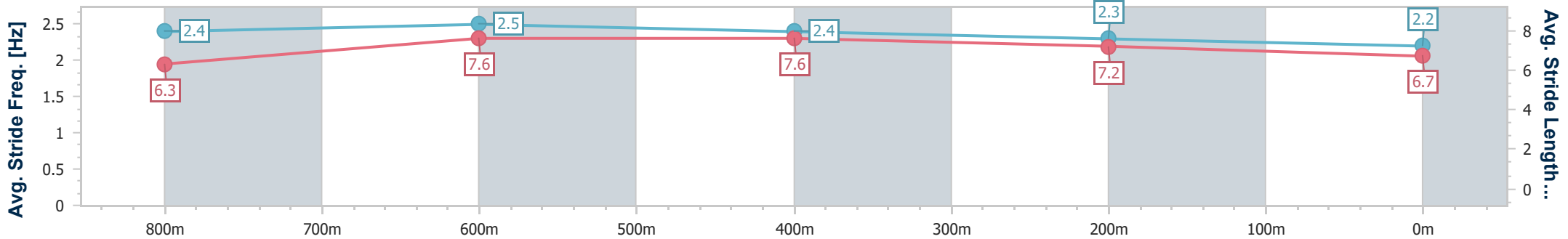
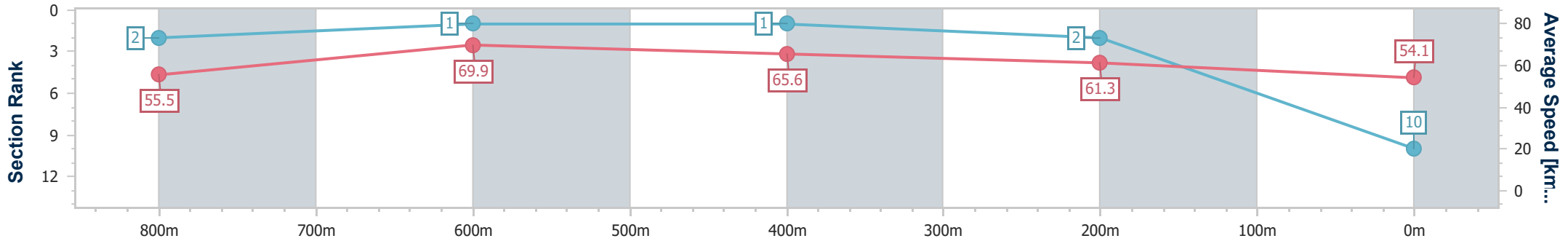
Townsville QLD Professional
Race 1: LADBROKES RACING CLUB QTIS Two-Year-Old
Maiden Plate - 1000m

27 February 2025 - 13:30

Track Rating: Good 4, Weather: Fine, Rail Position: +4m 1000m-WP,
+2m Remainder



Section	Overall	800m	600m	400m	200m
Section Times	0:59.16 [10] (0:12.99)	0:46.17 [2] (0:10.31)	0:35.86 [1] (0:10.89)	0:24.97 [1] (0:11.69)	0:13.28 [2] (0:13.28)
Average Speed [km/h]	55.5	69.9	65.6	61.3	54.1
Top Speed [km/h]	71.3	72.2	68.0	63.6	58.9
Avg. Dist. to Rail [m]	2.3	0.7	1.6	2.9	2.5
Avg. Stride Freq. [Hz]	2.4	2.5	2.4	2.3	2.2
Avg. Stride Length [m]	6.3	7.6	7.6	7.2	6.7



- [] Ranking at each section and finish
- .-.- No data available at this section
- NA No data available



Horse/Jockey Name	Secret Skyfall
Final Rank	11
Fastest Section Time (Section)	0:11.41 (800m)
Top Speed [km/h] (Section)	64.8 (800m)
Race State	Finished



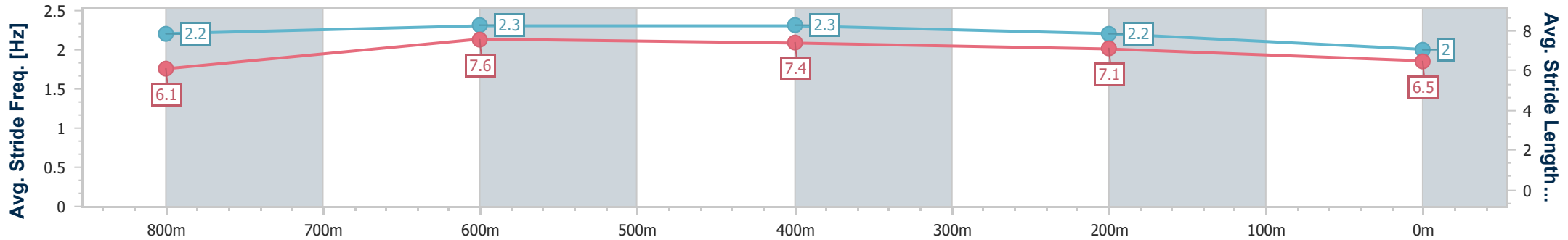
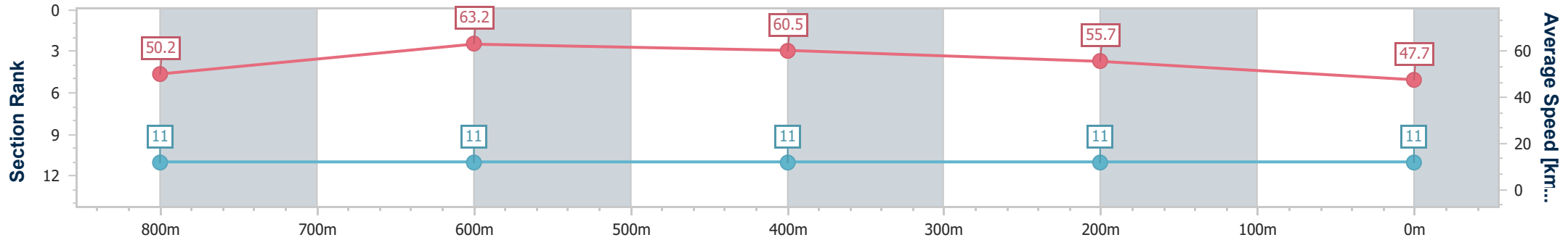
Townsville QLD Professional
Race 1: LADBROKES RACING CLUB QTIS Two-Year-Old
Maiden Plate - 1000m

27 February 2025 - 13:30

Track Rating: Good 4, Weather: Fine, Rail Position: +4m 1000m-WP,
+2m Remainder



Section	Overall	800m	600m	400m	200m
Section Times	1:05.71 [11] (0:14.37)	0:51.34 [11] (0:11.41)	0:39.93 [11] (0:11.89)	0:28.04 [11] (0:12.91)	0:15.13 [11] (0:15.13)
Average Speed [km/h]	50.2	63.2	60.5	55.7	47.7
Top Speed [km/h]	64.1	64.8	64.3	58.4	52.2
Avg. Dist. to Rail [m]	2.5	1.2	0.2	0.6	1.2
Avg. Stride Freq. [Hz]	2.2	2.3	2.3	2.2	2.0
Avg. Stride Length [m]	6.1	7.6	7.4	7.1	6.5



- [] Ranking at each section and finish
- .-.- No data available at this section
- NA No data available



Townsville QLD Professional

Race 2: LADBROKES BLACKBOOK QTIS Three-Year-Old Maiden Plate - 1200m

27 February 2025 - 14:04



Track Rating: Good 4, Weather: Fine, Rail Position: +4m 1000m-WP, +2m Remainder

Section		Overall	1000m	800m	600m	400m	200m	Last 600m					
Field Times		1:09.60 (0:13.54)	0:56.06 (0:10.97)	0:45.09 (0:10.89)	0:34.20 (0:11.02)	0:23.18 (0:11.22)	0:11.96 (0:11.96)	0:34.20					
Rank	TAB Horse/Jockey	Barrier	Top Speed [km/h]	Fastest Section				Margin	Distance Travelled [m]				
1	4 TSUNAMI Amanda Thomson	1	66.4 800m	0:10.89 800m	1:09.60 [1] (0:13.60)	0:56.00 [2] (0:10.91)	0:45.09 [1] (0:10.89)	0:34.20 [1] (0:11.02)	0:23.18 [1] (0:11.22)	0:11.96 [1] (0:11.96)	1:09.60	0:34.20	
2	2 MARCH MADNESS McKenzie Apel	3	66.3 1000m	0:10.92 1000m	1:10.29 [2] (0:14.26)	0:56.03 [6] (0:10.92)	0:45.11 [6] (0:11.02)	0:34.09 [6] (0:11.03)	0:23.06 [5] (0:11.44)	0:11.62 [3] (0:11.62)	4.07L	0:34.09	-1
3	7 MYSTERIOUS BAY Justin Stanley	6	67.2 800m	0:10.96 800m	1:10.55 [3] (0:13.54)	0:57.01 [1] (0:11.05)	0:45.96 [2] (0:10.96)	0:35.00 [2] (0:11.38)	0:23.62 [3] (0:11.48)	0:12.14 [2] (0:12.14)	5.59L	0:35.00	+5
4	10 SNEAKY TAY Adam Sewell	7	68.9 800m	0:10.97 800m	1:10.79 [4] (0:14.06)	0:56.73 [5] (0:11.10)	0:45.63 [5] (0:10.97)	0:34.66 [5] (0:11.30)	0:23.36 [6] (0:11.52)	0:11.84 [5] (0:11.84)	6.98L	0:34.66	+9
5	3 MR GIGILO Sean Cormack	5	66.1 800m	0:11.03 800m	1:10.92 [5] (0:14.29)	0:56.63 [7] (0:11.05)	0:45.58 [7] (0:11.03)	0:34.55 [7] (0:11.22)	0:23.33 [7] (0:11.46)	0:11.87 [6] (0:11.87)	7.77L	0:34.55	+4
6	8 RAFFY'S GIRL Chris Meehan	8	68.9 1000m	0:10.83 1000m	1:11.04 [6] (0:14.64)	0:56.40 [8] (0:10.83)	0:45.57 [8] (0:11.05)	0:34.52 [8] (0:11.20)	0:23.32 [8] (0:11.42)	0:11.90 [8] (0:11.90)	8.45L	0:34.52	+2
7	6 LOOMING LEGEND Brooke Johnson	9	68.0 1000m	0:10.76 1000m	1:11.17 [7] (0:14.79)	0:56.38 [9] (0:10.76)	0:45.62 [9] (0:11.09)	0:34.53 [9] (0:11.17)	0:23.36 [9] (0:11.45)	0:11.91 [9] (0:11.91)	9.23L	0:34.53	+7
8	5 CLOUD EIGHT Wanderson D'Avila	2	66.4 800m	0:10.91 800m	1:11.26 [8] (0:13.83)	0:57.43 [3] (0:10.94)	0:46.49 [3] (0:10.91)	0:35.58 [3] (0:11.24)	0:24.34 [2] (0:11.83)	0:12.51 [4] (0:12.51)	9.77L	0:35.58	-1
9	9 SHEEZ BRUTAFUL Jason Taylor	4	66.1 1000m	0:11.04 800m	1:11.90 [9] (0:13.85)	0:58.05 [4] (0:11.09)	0:46.96 [4] (0:11.04)	0:35.92 [4] (0:11.20)	0:24.72 [4] (0:11.93)	0:12.79 [7] (0:12.79)	13.51L	0:35.92	+3

Scratched: Coachman (#1)

[] Ranking at each section and finish
 -:-:- No data available at this section
 NA No data available

SCN Saddle cloth number
 DNF Did not finish
 DNT Did not track



Horse/Jockey Name	Tsunami
Final Rank	1
Fastest Section Time (Section)	0:10.89 (800m)
Top Speed [km/h] (Section)	66.4 (800m)
Race State	Finished



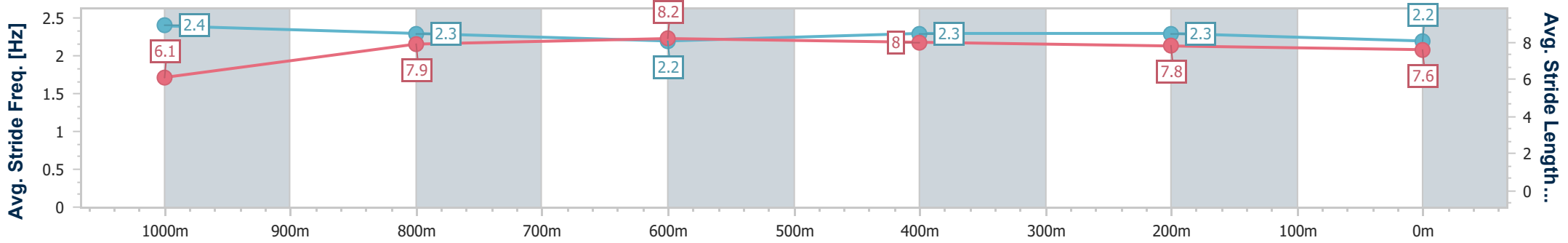
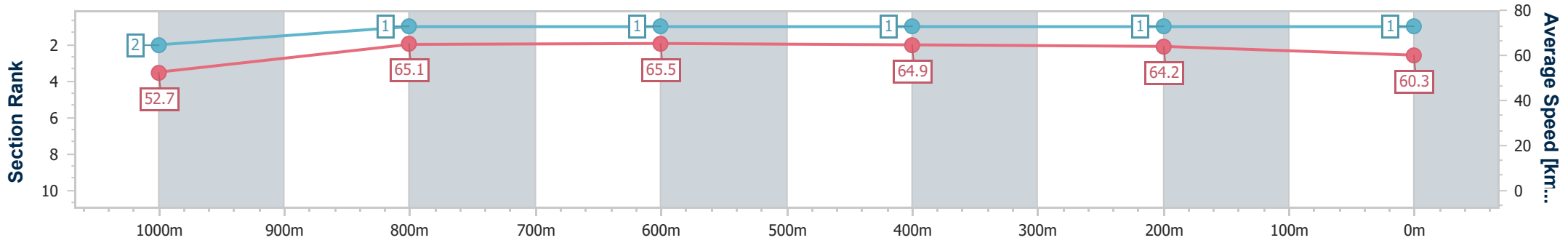
Townsville QLD Professional
 Race 2: LADBROKES BLACKBOOK QTIS Three-Year-Old
 Maiden Plate - 1200m

27 February 2025 - 14:04

Track Rating: Good 4, Weather: Fine, Rail Position: +4m 1000m-WP,
 +2m Remainder



Section	Overall	1000m	800m	600m	400m	200m
Section Times	1:09.60 [1] (0:13.60)	0:56.00 [2] (0:10.91)	0:45.09 [1] (0:10.89)	0:34.20 [1] (0:11.02)	0:23.18 [1] (0:11.22)	0:11.96 [1] (0:11.96)
Average Speed [km/h]	52.7	65.1	65.5	64.9	64.2	60.3
Top Speed [km/h]	66.2	65.9	66.4	65.5	64.7	64.0
Avg. Dist. to Rail [m]	2.7	3.0	2.0	0.7	0.2	0.5
Avg. Stride Freq. [Hz]	2.4	2.3	2.2	2.3	2.3	2.2
Avg. Stride Length [m]	6.1	7.9	8.2	8.0	7.8	7.6



- [] Ranking at each section and finish
- .-.- No data available at this section
- NA No data available



Horse/Jockey Name	March Madness
Final Rank	2
Fastest Section Time (Section)	0:10.92 (1000m)
Top Speed [km/h] (Section)	66.3 (1000m)
Race State	Finished



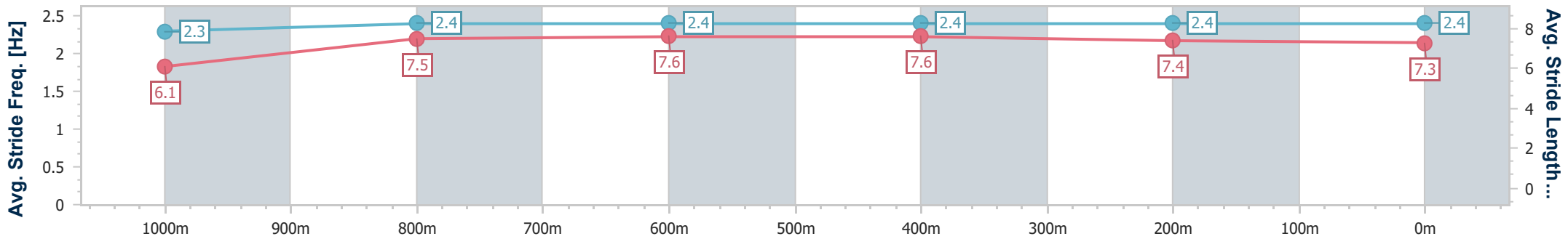
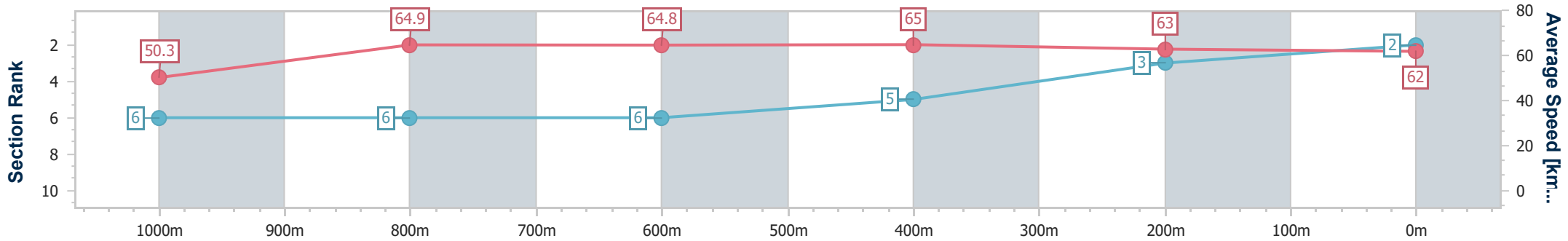
Townsville QLD Professional
Race 2: LADBROKES BLACKBOOK QTIS Three-Year-Old
Maiden Plate - 1200m

27 February 2025 - 14:04

Track Rating: Good 4, Weather: Fine, Rail Position: +4m 1000m-WP,
+2m Remainder



Section	Overall	1000m	800m	600m	400m	200m								
Section Times	1:10.29 [2] (0:14.26)	0:56.03 [6] (0:10.92)	0:45.11 [6] (0:11.02)	0:34.09 [6] (0:11.03)	0:23.06 [5] (0:11.44)	0:11.62 [3] (0:11.62)								
Average Speed [km/h]	50.3	64.9	64.8	65.0	63.0	62.0								
Top Speed [km/h]	64.6	66.3	65.8	66.1	64.6	64.3								
Avg. Dist. to Rail [m]	3.2	3.1	1.9	0.7	1.2	3.7								
Avg. Stride Freq. [Hz]	2.3	2.4	2.4	2.4	2.4	2.4								
Avg. Stride Length [m]	6.1	7.5	7.6	7.6	7.4	7.3								



- [] Ranking at each section and finish
- .-.- No data available at this section
- NA No data available



Horse/Jockey Name	Mysterious Bay
Final Rank	3
Fastest Section Time (Section)	0:10.96 (800m)
Top Speed [km/h] (Section)	67.2 (800m)
Race State	Finished



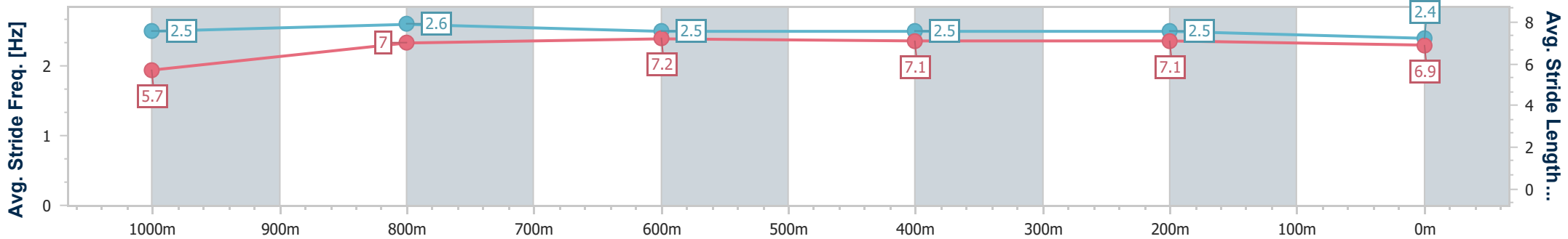
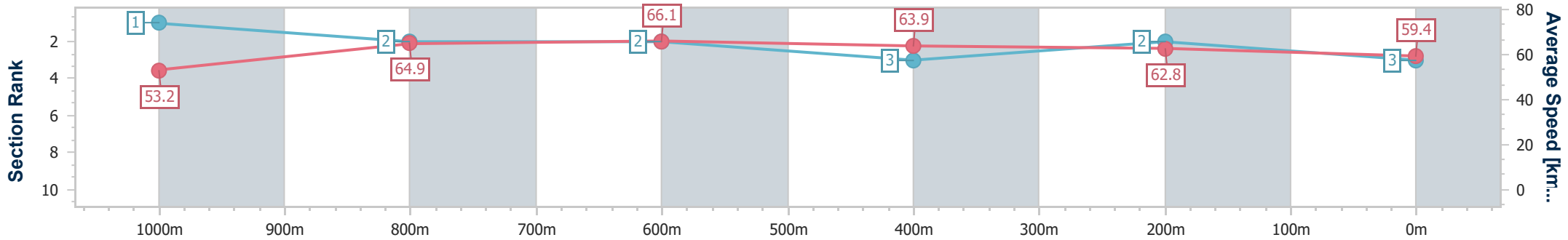
Townsville QLD Professional
Race 2: LADBROKES BLACKBOOK QTIS Three-Year-Old
Maiden Plate - 1200m

27 February 2025 - 14:04

Track Rating: Good 4, Weather: Fine, Rail Position: +4m 1000m-WP,
+2m Remainder



Section	Overall	1000m	800m	600m	400m	200m
Section Times	1:10.55 [3] (0:13.54)	0:57.01 [1] (0:11.05)	0:45.96 [2] (0:10.96)	0:35.00 [2] (0:11.38)	0:23.62 [3] (0:11.48)	0:12.14 [2] (0:12.14)
Average Speed [km/h]	53.2	64.9	66.1	63.9	62.8	59.4
Top Speed [km/h]	66.2	66.0	67.2	66.8	64.0	61.3
Avg. Dist. to Rail [m]	4.9	1.1	1.7	1.8	0.8	1.3
Avg. Stride Freq. [Hz]	2.5	2.6	2.5	2.5	2.5	2.4
Avg. Stride Length [m]	5.7	7.0	7.2	7.1	7.1	6.9



- [] Ranking at each section and finish
- .-.- No data available at this section
- NA No data available



Horse/Jockey Name	Sneaky Tay
Final Rank	4
Fastest Section Time (Section)	0:10.97 (800m)
Top Speed [km/h] (Section)	68.9 (800m)
Race State	Finished



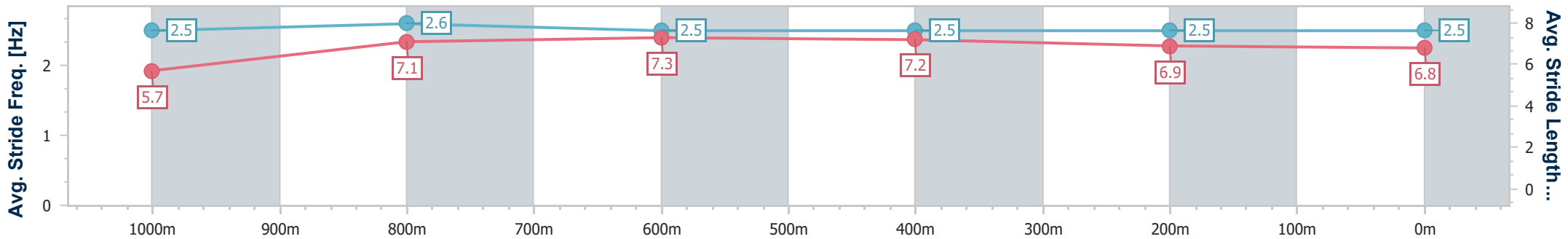
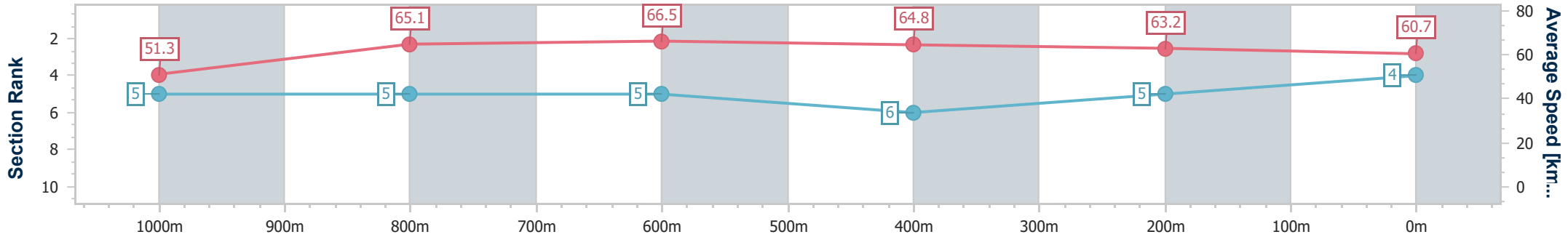
Townsville QLD Professional
 Race 2: LADBROKES BLACKBOOK QTIS Three-Year-Old
 Maiden Plate - 1200m

27 February 2025 - 14:04

Track Rating: Good 4, Weather: Fine, Rail Position: +4m 1000m-WP,
 +2m Remainder



Section	Overall	1000m	800m	600m	400m	200m								
Section Times	1:10.79 [4] (0:14.06)	0:56.73 [5] (0:11.10)	0:45.63 [5] (0:10.97)	0:34.66 [5] (0:11.30)	0:23.36 [6] (0:11.52)	0:11.84 [5] (0:11.84)								
Average Speed [km/h]	51.3	65.1	66.5	64.8	63.2	60.7								
Top Speed [km/h]	64.2	67.1	68.9	65.5	64.1	63.4								
Avg. Dist. to Rail [m]	5.9	1.7	2.7	3.5	6.1	7.6								
Avg. Stride Freq. [Hz]	2.5	2.6	2.5	2.5	2.5	2.5								
Avg. Stride Length [m]	5.7	7.1	7.3	7.2	6.9	6.8								



- [] Ranking at each section and finish
- .-.- No data available at this section
- NA No data available



Horse/Jockey Name	Mr Gigilo
Final Rank	5
Fastest Section Time (Section)	0:11.03 (800m)
Top Speed [km/h] (Section)	66.1 (800m)
Race State	Finished



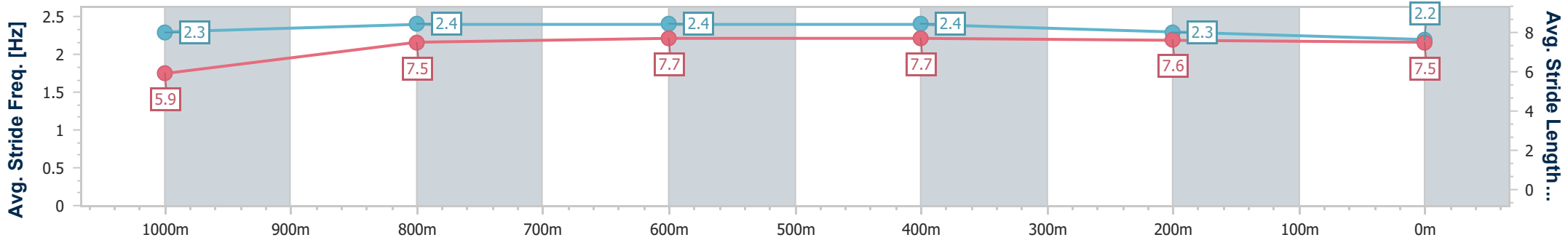
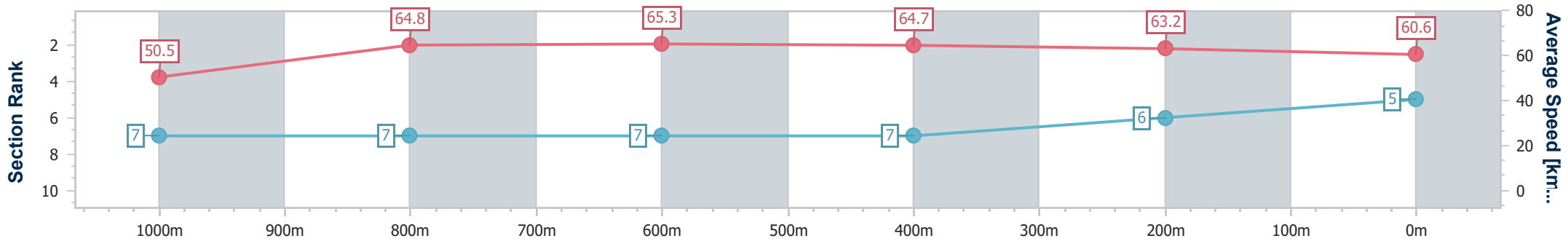
Townsville QLD Professional
Race 2: LADBROKES BLACKBOOK QTIS Three-Year-Old
Maiden Plate - 1200m

27 February 2025 - 14:04

Track Rating: Good 4, Weather: Fine, Rail Position: +4m 1000m-WP,
+2m Remainder



Section	Overall	1000m	800m	600m	400m	200m							
Section Times	1:10.92 [5] (0:14.29)	0:56.63 [7] (0:11.05)	0:45.58 [7] (0:11.03)	0:34.55 [7] (0:11.22)	0:23.33 [7] (0:11.46)	0:11.87 [6] (0:11.87)							
Average Speed [km/h]	50.5	64.8	65.3	64.7	63.2	60.6							
Top Speed [km/h]	64.4	65.6	66.1	66.0	64.5	62.6							
Avg. Dist. to Rail [m]	4.0	1.0	0.2	1.7	4.1	5.7							
Avg. Stride Freq. [Hz]	2.3	2.4	2.4	2.4	2.3	2.2							
Avg. Stride Length [m]	5.9	7.5	7.7	7.7	7.6	7.5							



- [] Ranking at each section and finish
- .-.- No data available at this section
- NA No data available



Horse/Jockey Name	Raffy's Girl
Final Rank	6
Fastest Section Time (Section)	0:10.83 (1000m)
Top Speed [km/h] (Section)	68.9 (1000m)
Race State	Finished



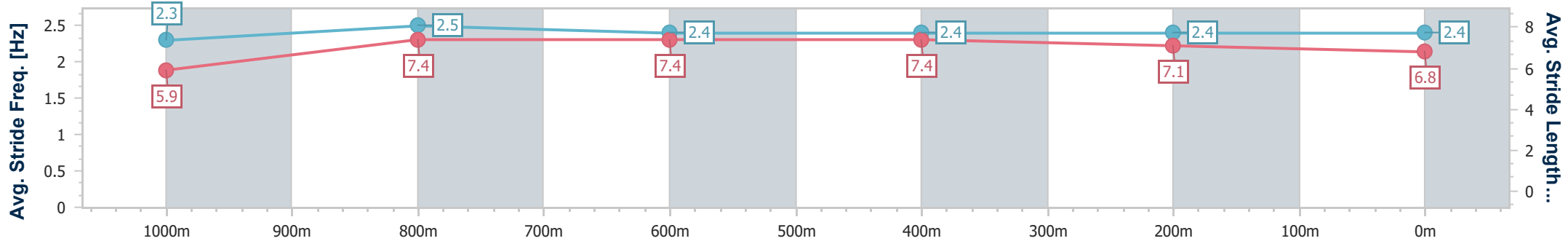
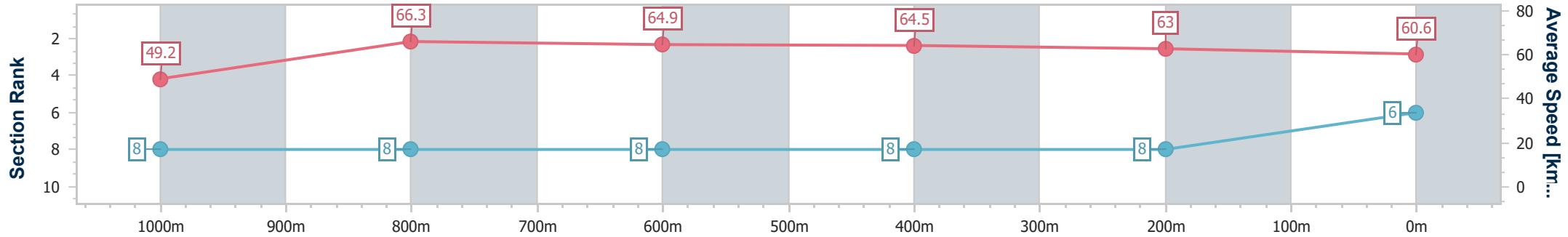
Townsville QLD Professional
Race 2: LADBROKES BLACKBOOK QTIS Three-Year-Old
Maiden Plate - 1200m

27 February 2025 - 14:04

Track Rating: Good 4, Weather: Fine, Rail Position: +4m 1000m-WP,
+2m Remainder



Section	Overall	1000m	800m	600m	400m	200m								
Section Times	1:11.04 [6] (0:14.64)	0:56.40 [8] (0:10.83)	0:45.57 [8] (0:11.05)	0:34.52 [8] (0:11.20)	0:23.32 [8] (0:11.42)	0:11.90 [8] (0:11.90)								
Average Speed [km/h]	49.2	66.3	64.9	64.5	63.0	60.6								
Top Speed [km/h]	65.9	68.9	66.4	66.3	65.1	64.2								
Avg. Dist. to Rail [m]	5.1	1.0	0.4	0.4	1.1	3.1								
Avg. Stride Freq. [Hz]	2.3	2.5	2.4	2.4	2.4	2.4								
Avg. Stride Length [m]	5.9	7.4	7.4	7.4	7.1	6.8								



- [] Ranking at each section and finish
- .-.- No data available at this section
- NA No data available



Horse/Jockey Name	Looming Legend
Final Rank	7
Fastest Section Time (Section)	0:10.76 (1000m)
Top Speed [km/h] (Section)	68.0 (1000m)
Race State	Finished



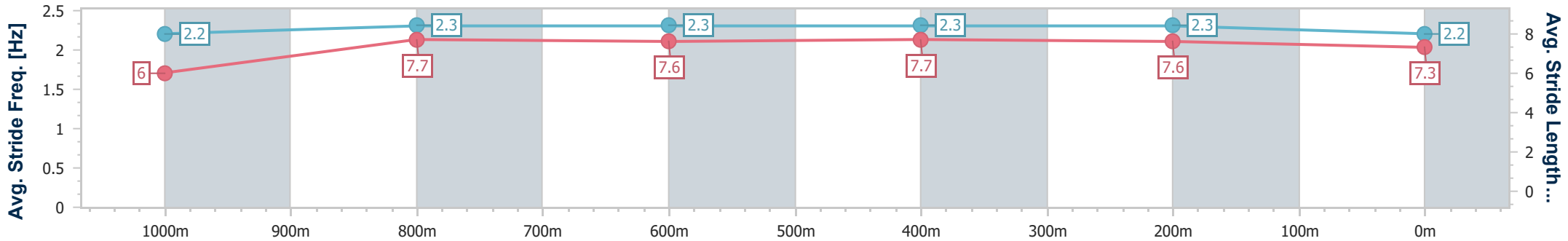
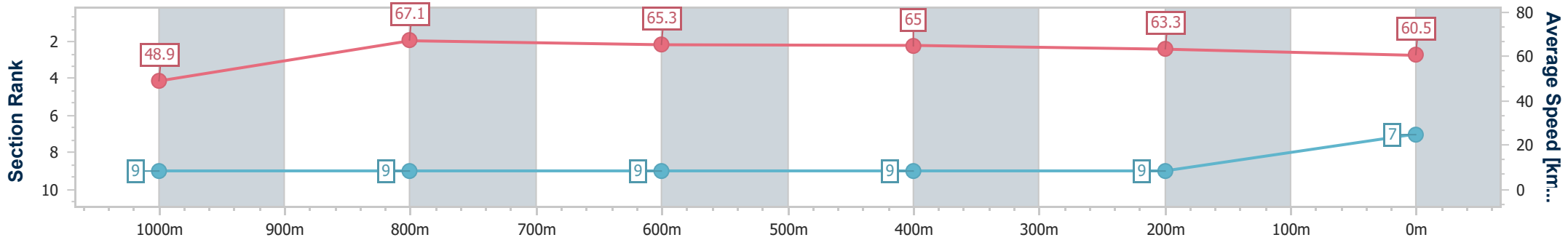
Townsville QLD Professional
Race 2: LADBROKES BLACKBOOK QTIS Three-Year-Old
Maiden Plate - 1200m



27 February 2025 - 14:04

Track Rating: Good 4, Weather: Fine, Rail Position: +4m 1000m-WP,
+2m Remainder

Section	Overall	1000m	800m	600m	400m	200m
Section Times	1:11.17 [7] (0:14.79)	0:56.38 [9] (0:10.76)	0:45.62 [9] (0:11.09)	0:34.53 [9] (0:11.17)	0:23.36 [9] (0:11.45)	0:11.91 [9] (0:11.91)
Average Speed [km/h]	48.9	67.1	65.3	65.0	63.3	60.5
Top Speed [km/h]	66.1	68.0	66.7	65.6	65.0	61.5
Avg. Dist. to Rail [m]	6.6	1.1	1.2	1.8	4.5	6.8
Avg. Stride Freq. [Hz]	2.2	2.3	2.3	2.3	2.3	2.2
Avg. Stride Length [m]	6.0	7.7	7.6	7.7	7.6	7.3



- [] Ranking at each section and finish
- .-.- No data available at this section
- NA No data available



Horse/Jockey Name	Cloud Eight
Final Rank	8
Fastest Section Time (Section)	0:10.91 (800m)
Top Speed [km/h] (Section)	66.4 (800m)
Race State	Finished



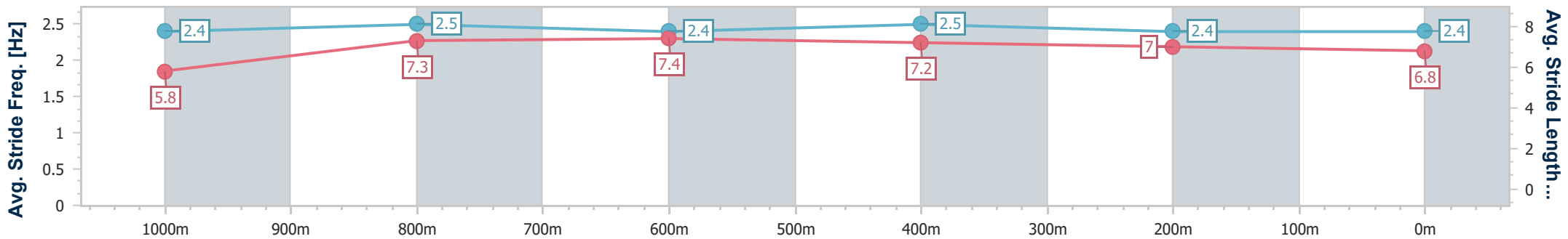
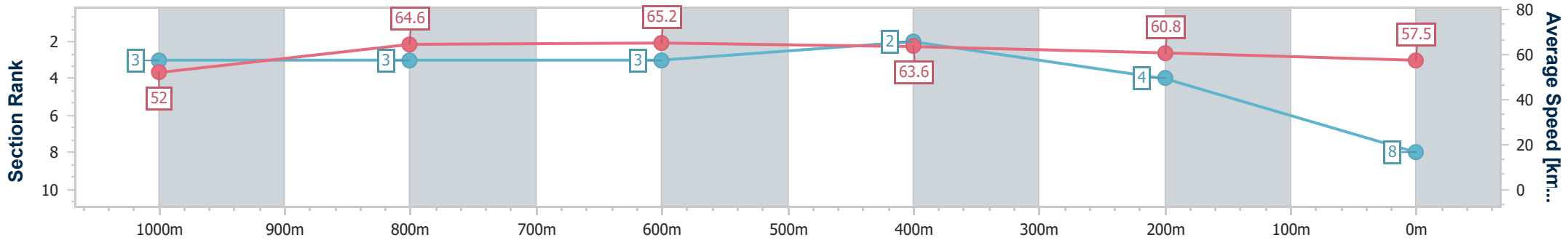
Townsville QLD Professional
Race 2: LADBROKES BLACKBOOK QTIS Three-Year-Old
Maiden Plate - 1200m

27 February 2025 - 14:04

Track Rating: Good 4, Weather: Fine, Rail Position: +4m 1000m-WP,
+2m Remainder



Section	Overall	1000m	800m	600m	400m	200m							
Section Times	1:11.26 [8] (0:13.83)	0:57.43 [3] (0:10.94)	0:46.49 [3] (0:10.91)	0:35.58 [3] (0:11.24)	0:24.34 [2] (0:11.83)	0:12.51 [4] (0:12.51)							
Average Speed [km/h]	52.0	64.6	65.2	63.6	60.8	57.5							
Top Speed [km/h]	66.0	66.4	66.4	65.9	62.8	60.5							
Avg. Dist. to Rail [m]	2.7	3.5	2.8	1.3	1.0	1.0							
Avg. Stride Freq. [Hz]	2.4	2.5	2.4	2.5	2.4	2.4							
Avg. Stride Length [m]	5.8	7.3	7.4	7.2	7.0	6.8							



- [] Ranking at each section and finish
- .-.- No data available at this section
- NA No data available



Horse/Jockey Name	Sheez Brutaful
Final Rank	9
Fastest Section Time (Section)	0:11.04 (800m)
Top Speed [km/h] (Section)	66.1 (1000m)
Race State	Finished



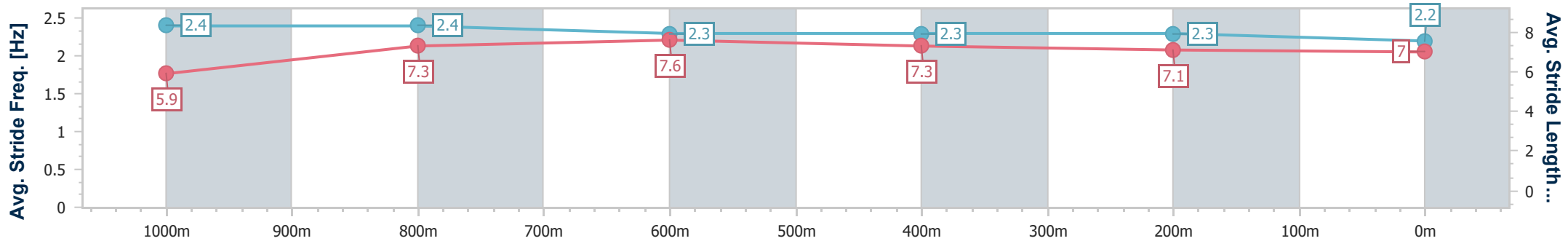
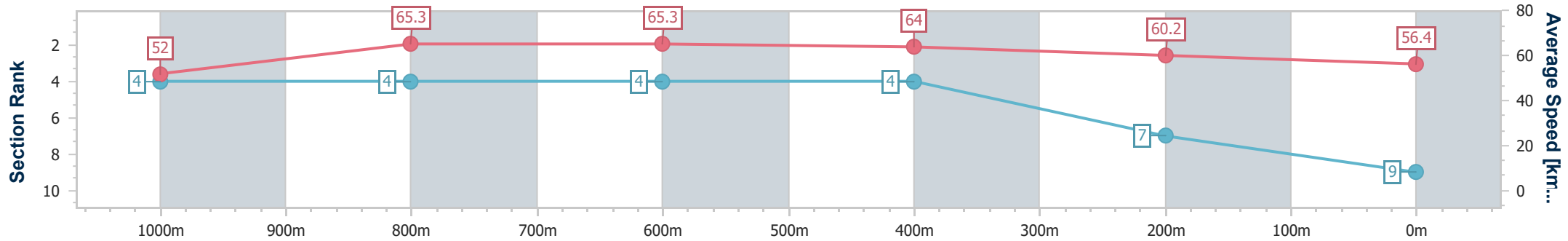
Townsville QLD Professional
Race 2: LADBROKES BLACKBOOK QTIS Three-Year-Old
Maiden Plate - 1200m

27 February 2025 - 14:04

Track Rating: Good 4, Weather: Fine, Rail Position: +4m 1000m-WP,
+2m Remainder



Section	Overall	1000m	800m	600m	400m	200m								
Section Times	1:11.90 [9] (0:13.85)	0:58.05 [4] (0:11.09)	0:46.96 [4] (0:11.04)	0:35.92 [4] (0:11.20)	0:24.72 [4] (0:11.93)	0:12.79 [7] (0:12.79)								
Average Speed [km/h]	52.0	65.3	65.3	64.0	60.2	56.4								
Top Speed [km/h]	65.8	66.1	66.1	65.5	62.6	58.7								
Avg. Dist. to Rail [m]	4.1	1.2	0.5	1.0	0.9	2.3								
Avg. Stride Freq. [Hz]	2.4	2.4	2.3	2.3	2.3	2.2								
Avg. Stride Length [m]	5.9	7.3	7.6	7.3	7.1	7.0								



- [] Ranking at each section and finish
- .-.- No data available at this section
- NA No data available



Townsville QLD Professional
Race 3: INTERNATIONAL WOMEN'S DAY 6 MARCH @ CLUDEN PARK
BENCHMARK 60 Handicap - 1609m
27 February 2025 - 14:43



Track Rating: Good 4, Weather: Fine, Rail Position: +4m 1000m-WP, +2m Remainder

Section														
Field Times	Overall	1400m	1200m	1000m	800m	600m	400m	Last 600m						
	1:37.14 (0:15.22)	1:21.92 (0:11.45)	1:10.47 (0:11.84)	0:58.63 (0:11.81)	0:46.82 (0:11.72)	0:35.10 (0:11.66)	0:23.44 (0:11.51)	0:35.10						
Rank	TAB	Horse/Jockey	Barrier	Top Speed [km/h]	Fastest Section									Distance Travelled [m]
1	1	FINSCEAL Ryan Wiggins	3	64.6 400m	0:11.36 400m	1:37.14 [1] (0:15.71)	1:21.43 [4] (0:11.63)	1:09.80 [4] (0:11.67)	0:58.13 [4] (0:11.86)	0:46.27 [5] (0:11.61)	0:34.66 [5] (0:11.48)	0:23.18 [5] (0:11.36)	0:34.66	
2	2	JOE'S GIGGLE Denicious Smith	5	64.6 600m	0:11.39 600m	1:37.34 [2] (0:15.80)	1:21.54 [5] (0:11.63)	1:09.91 [5] (0:11.63)	0:58.28 [5] (0:11.68)	0:46.60 [4] (0:11.58)	0:35.02 [3] (0:11.39)	0:23.63 [3] (0:11.53)	0:35.02	-2
3	4	DECRYPTING GOLD Ashley Butler	2	64.1 600m	0:11.50 600m	1:37.37 [3] (0:15.43)	1:21.94 [2] (0:11.62)	1:10.32 [2] (0:11.67)	0:58.65 [2] (0:11.80)	0:46.85 [2] (0:11.68)	0:35.17 [2] (0:11.50)	0:23.67 [1] (0:11.51)	0:35.17	+2
4	7	BRAND NEW Chris Meehan	1	64.1 600m	0:11.53 600m	1:37.50 [4] (0:15.49)	1:22.01 [3] (0:11.63)	1:10.38 [3] (0:11.71)	0:58.67 [3] (0:11.80)	0:46.87 [3] (0:11.70)	0:35.17 [4] (0:11.53)	0:23.64 [4] (0:11.74)	0:35.17	-7
5	3	MORDECAI Justin Stanley	4	65.1 600m	0:11.46 600m	1:37.57 [5] (0:16.13)	1:21.44 [7] (0:11.57)	1:09.87 [6] (0:11.61)	0:58.26 [6] (0:11.79)	0:46.47 [7] (0:11.47)	0:35.00 [7] (0:11.46)	0:23.54 [7] (0:11.83)	0:35.00	-2
6	6	SHE'S REWARDING Wanderson D'Avila	7	64.8 600m	0:11.44 800m	1:38.14 [6] (0:16.02)	1:22.12 [6] (0:11.74)	1:10.38 [7] (0:11.56)	0:58.82 [7] (0:11.74)	0:47.08 [6] (0:11.44)	0:35.64 [6] (0:11.50)	0:24.14 [6] (0:11.46)	0:35.64	+7
7	5	NINE CARATS Brooke Johnson	8	66.1 600m	0:11.15 1000m	1:38.37 [7] (0:17.61)	1:20.76 [8] (0:11.47)	1:09.29 [8] (0:11.54)	0:57.75 [8] (0:11.15)	0:46.60 [8] (0:11.26)	0:35.34 [8] (0:11.43)	0:23.91 [8] (0:11.57)	0:35.34	+0
8	8	POLITICAL POWER Sean Cormack	6	64.5 Overall	0:11.45 1400m	1:39.08 [8] (0:15.22)	1:23.86 [1] (0:11.45)	1:12.41 [1] (0:11.84)	1:00.57 [1] (0:11.81)	0:48.76 [1] (0:11.72)	0:37.04 [1] (0:11.66)	0:25.38 [1] (0:12.18)	0:37.04	+0

[] Ranking at each section and finish
 -:-:- No data available at this section
 NA No data available

SCN Saddle cloth number
 DNF Did not finish
 DNT Did not track



Townsville QLD Professional
Race 3: INTERNATIONAL WOMEN'S DAY 6 MARCH @ CLUDEN PARK
BENCHMARK 60 Handicap - 1609m
27 February 2025 - 14:43



Track Rating: Good 4, Weather: Fine, Rail Position: +4m 1000m-WP, +2m Remainder

Section				200m				Last 600m		
Field Times				0:11.93 (0:11.93)				0:35.10		
Rank	TAB	Horse/Jockey	Barrier	Top Speed [km/h]	Fastest Section	Margin			Distance Travelled [m]	
1	1	FINSCEAL	3	64.6	0:11.36	0:11.82 [3]	1:37.14		0:34.66	
		Ryan Wiggins		400m	400m	(0:11.82)				
2	2	JOE'S GIGGLE	5	64.6	0:11.39	0:12.10 [2]	1.21L		0:35.02	-2
		Denicious Smith		600m	600m	(0:12.10)				
3	4	DECRYPTING GOLD	2	64.1	0:11.50	0:12.16 [1]	1.34L		0:35.17	+2
		Ashley Butler		600m	600m	(0:12.16)				
4	7	BRAND NEW	1	64.1	0:11.53	0:11.90 [5]	2.11L		0:35.17	-7
		Chris Meehan		600m	600m	(0:11.90)				
5	3	MORDECAI	4	65.1	0:11.46	0:11.71 [6]	2.57L		0:35.00	-2
		Justin Stanley		600m	600m	(0:11.71)				
6	6	SHE'S REWARDING	7	64.8	0:11.44	0:12.68 [4]	5.87L		0:35.64	+7
		Wanderson D'Avila		600m	800m	(0:12.68)				
7	5	NINE CARATS	8	66.1	0:11.15	0:12.34 [8]	7.27L		0:35.34	+0
		Brooke Johnson		600m	1000m	(0:12.34)				
8	8	POLITICAL POWER	6	64.5	0:11.45	0:13.20 [7]	11.4L		0:37.04	+0
		Sean Cormack		Overall	1400m	(0:13.20)				

[] Ranking at each section and finish
 -:-:- No data available at this section
 NA No data available

SCN Saddle cloth number
 DNF Did not finish
 DNT Did not track



Horse/Jockey Name	Finsceal
Final Rank	1
Fastest Section Time (Section)	0:11.36 (400m)
Top Speed [km/h] (Section)	64.6 (400m)
Race State	Finished



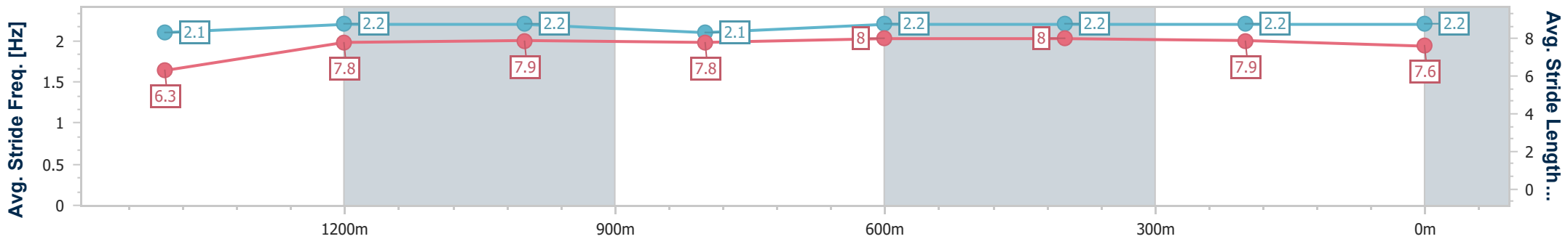
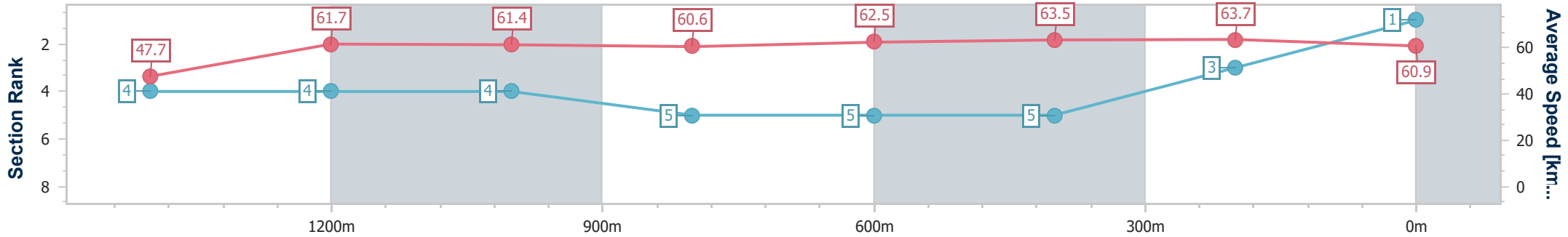
Townsville QLD Professional
Race 3: INTERNATIONAL WOMEN'S DAY 6 MARCH @ CLUDEN
PARK BENCHMARK 60 Handicap - 1609m



27 February 2025 - 14:43

Track Rating: Good 4, Weather: Fine, Rail Position: +4m 1000m-WP,
+2m Remainder

Section	Overall	1400m	1200m	1000m	800m	600m	400m	200m						
Section Times	1:37.14 [1] (0:15.71)	1:21.43 [4] (0:11.63)	1:09.80 [4] (0:11.67)	0:58.13 [4] (0:11.86)	0:46.27 [5] (0:11.61)	0:34.66 [5] (0:11.48)	0:23.18 [5] (0:11.36)	0:11.82 [3] (0:11.82)						
Average Speed [km/h]	47.7	61.7	61.4	60.6	62.5	63.5	63.7	60.9						
Top Speed [km/h]	62.1	62.3	62.3	62.3	63.6	64.6	64.6	63.1						
Avg. Dist. to Rail [m]	3.9	1.8	2.1	1.3	1.6	2.5	4.4	4.3						
Avg. Stride Freq. [Hz]	2.1	2.2	2.2	2.1	2.2	2.2	2.2	2.2						
Avg. Stride Length [m]	6.3	7.8	7.9	7.8	8.0	8.0	7.9	7.6						



- [] Ranking at each section and finish
- .-.- No data available at this section
- NA No data available



Horse/Jockey Name	Joe's Giggle
Final Rank	2
Fastest Section Time (Section)	0:11.39 (600m)
Top Speed [km/h] (Section)	64.6 (600m)
Race State	Finished



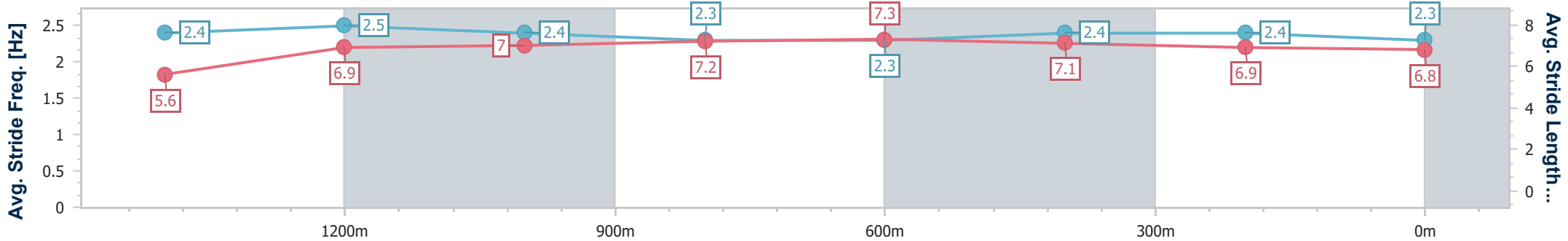
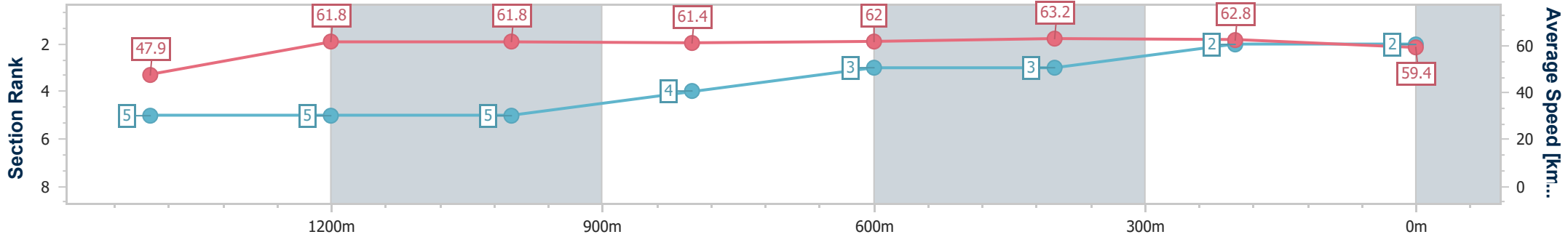
Townsville QLD Professional
 Race 3: INTERNATIONAL WOMEN'S DAY 6 MARCH @ CLUDEN
 PARK BENCHMARK 60 Handicap - 1609m



27 February 2025 - 14:43

Track Rating: Good 4, Weather: Fine, Rail Position: +4m 1000m-WP,
 +2m Remainder

Section	Overall	1400m	1200m	1000m	800m	600m	400m	200m						
Section Times	1:37.34 [2] (0:15.80)	1:21.54 [5] (0:11.63)	1:09.91 [5] (0:11.63)	0:58.28 [5] (0:11.68)	0:46.60 [4] (0:11.58)	0:35.02 [3] (0:11.39)	0:23.63 [3] (0:11.53)	0:12.10 [2] (0:12.10)						
Average Speed [km/h]	47.9	61.8	61.8	61.4	62.0	63.2	62.8	59.4						
Top Speed [km/h]	63.0	62.9	62.4	62.4	63.5	64.6	64.3	61.4						
Avg. Dist. to Rail [m]	4.8	0.4	0.8	0.9	0.6	0.5	1.7	1.8						
Avg. Stride Freq. [Hz]	2.4	2.5	2.4	2.3	2.3	2.4	2.4	2.3						
Avg. Stride Length [m]	5.6	6.9	7.0	7.2	7.3	7.1	6.9	6.8						



- [] Ranking at each section and finish
- .-.- No data available at this section
- NA No data available



Horse/Jockey Name	Decrypting Gold
Final Rank	3
Fastest Section Time (Section)	0:11.50 (600m)
Top Speed [km/h] (Section)	64.1 (600m)
Race State	Finished



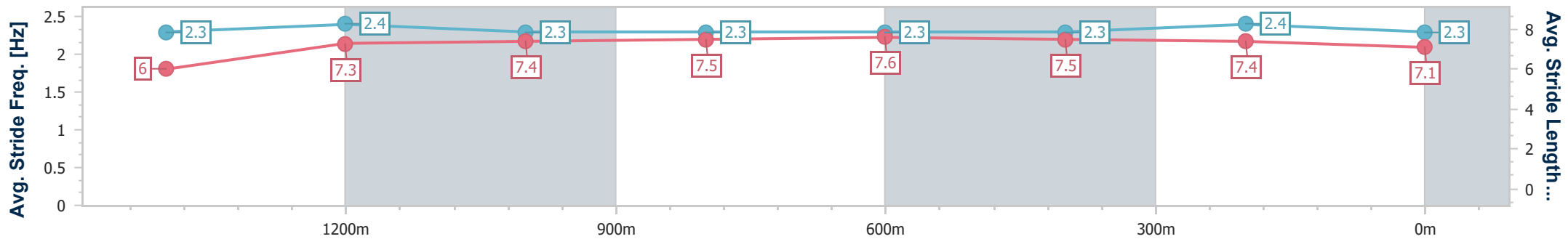
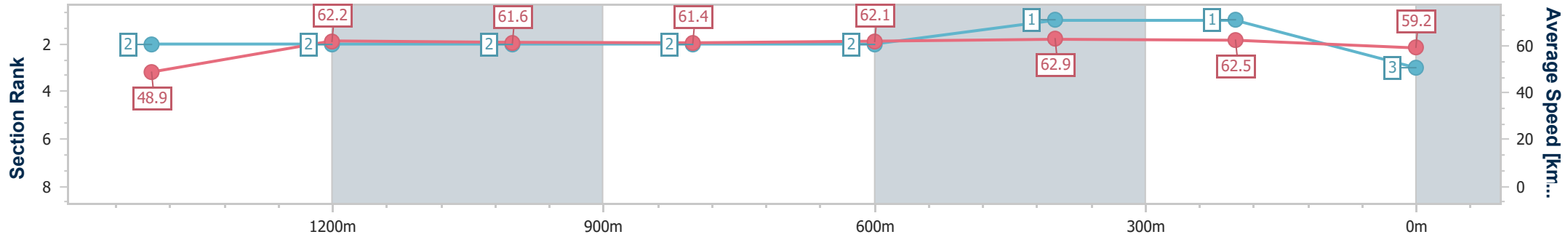
Townsville QLD Professional
 Race 3: INTERNATIONAL WOMEN'S DAY 6 MARCH @ CLUDEN
 PARK BENCHMARK 60 Handicap - 1609m



27 February 2025 - 14:43

Track Rating: Good 4, Weather: Fine, Rail Position: +4m 1000m-WP,
 +2m Remainder

Section	Overall	1400m	1200m	1000m	800m	600m	400m	200m						
Section Times	1:37.37 [3] (0:15.43)	1:21.94 [2] (0:11.62)	1:10.32 [2] (0:11.67)	0:58.65 [2] (0:11.80)	0:46.85 [2] (0:11.68)	0:35.17 [2] (0:11.50)	0:23.67 [1] (0:11.51)	0:12.16 [1] (0:12.16)						
Average Speed [km/h]	48.9	62.2	61.6	61.4	62.1	62.9	62.5	59.2						
Top Speed [km/h]	62.9	62.8	63.2	62.6	62.8	64.1	63.8	62.1						
Avg. Dist. to Rail [m]	3.2	1.1	1.0	1.5	1.6	0.9	0.4	1.0						
Avg. Stride Freq. [Hz]	2.3	2.4	2.3	2.3	2.3	2.3	2.4	2.3						
Avg. Stride Length [m]	6.0	7.3	7.4	7.5	7.6	7.5	7.4	7.1						



- [] Ranking at each section and finish
- .-.- No data available at this section
- NA No data available



Horse/Jockey Name	Brand New
Final Rank	4
Fastest Section Time (Section)	0:11.53 (600m)
Top Speed [km/h] (Section)	64.1 (600m)
Race State	Finished



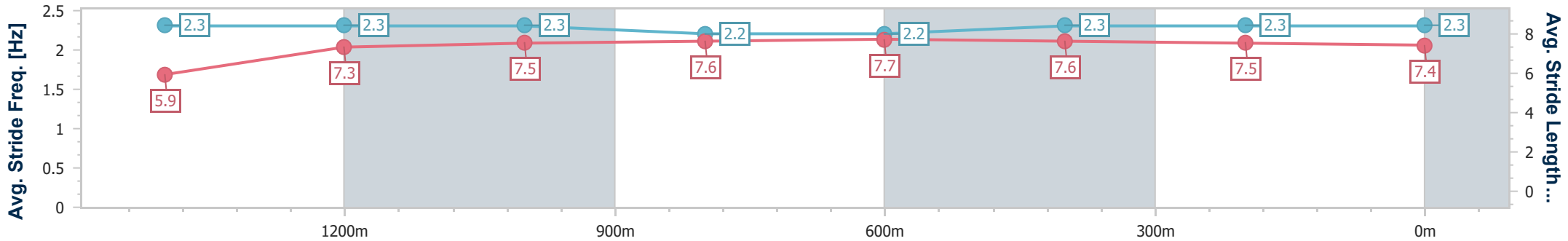
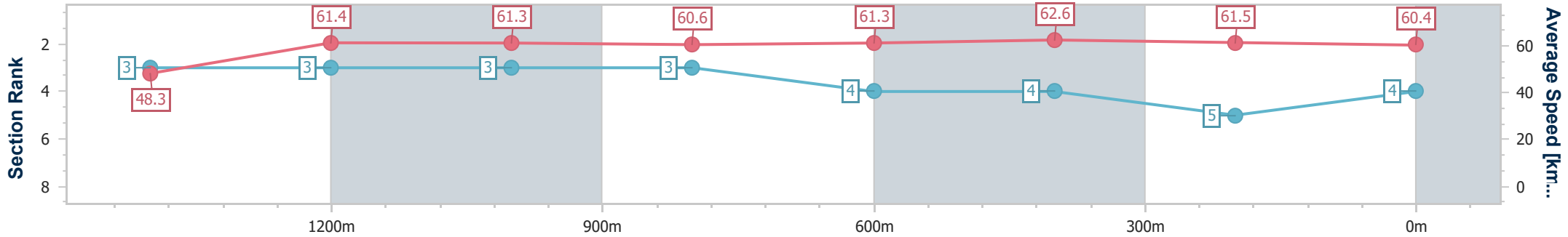
Townsville QLD Professional
 Race 3: INTERNATIONAL WOMEN'S DAY 6 MARCH @ CLUDEN
 PARK BENCHMARK 60 Handicap - 1609m



27 February 2025 - 14:43

Track Rating: Good 4, Weather: Fine, Rail Position: +4m 1000m-WP,
 +2m Remainder

Section	Overall	1400m	1200m	1000m	800m	600m	400m	200m						
Section Times	1:37.50 [4] (0:15.49)	1:22.01 [3] (0:11.63)	1:10.38 [3] (0:11.71)	0:58.67 [3] (0:11.80)	0:46.87 [3] (0:11.70)	0:35.17 [4] (0:11.53)	0:23.64 [4] (0:11.74)	0:11.90 [5] (0:11.90)						
Average Speed [km/h]	48.3	61.4	61.3	60.6	61.3	62.6	61.5	60.4						
Top Speed [km/h]	62.1	62.7	62.8	62.3	62.5	64.1	63.0	61.6						
Avg. Dist. to Rail [m]	3.2	2.1	1.7	1.6	0.8	0.4	2.1	3.8						
Avg. Stride Freq. [Hz]	2.3	2.3	2.3	2.2	2.2	2.3	2.3	2.3						
Avg. Stride Length [m]	5.9	7.3	7.5	7.6	7.7	7.6	7.5	7.4						



- [] Ranking at each section and finish
- .-.- No data available at this section
- NA No data available



Horse/Jockey Name	Mordecai
Final Rank	5
Fastest Section Time (Section)	0:11.46 (600m)
Top Speed [km/h] (Section)	65.1 (600m)
Race State	Finished



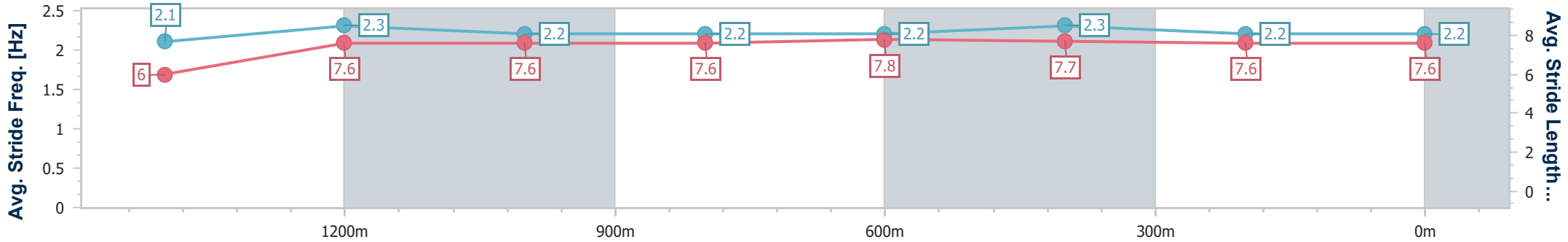
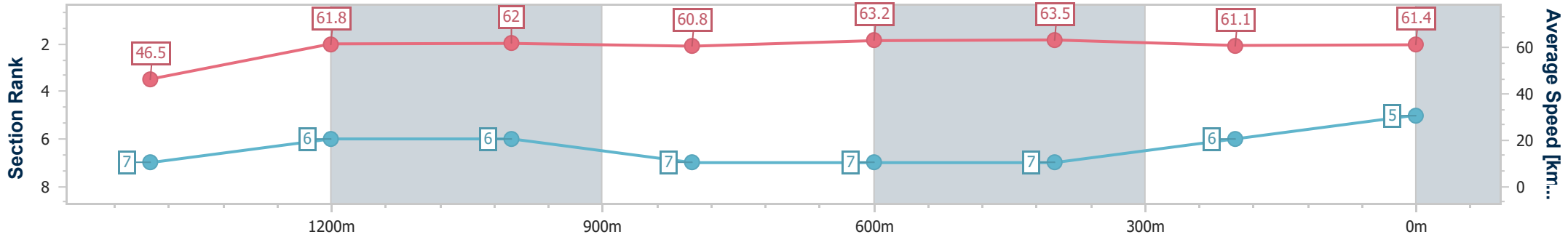
Townsville QLD Professional
 Race 3: INTERNATIONAL WOMEN'S DAY 6 MARCH @ CLUDEN
 PARK BENCHMARK 60 Handicap - 1609m



27 February 2025 - 14:43

Track Rating: Good 4, Weather: Fine, Rail Position: +4m 1000m-WP,
 +2m Remainder

Section	Overall	1400m	1200m	1000m	800m	600m	400m	200m						
Section Times	1:37.57 [5] (0:16.13)	1:21.44 [7] (0:11.57)	1:09.87 [6] (0:11.61)	0:58.26 [6] (0:11.79)	0:46.47 [7] (0:11.47)	0:35.00 [7] (0:11.46)	0:23.54 [7] (0:11.83)	0:11.71 [6] (0:11.71)						
Average Speed [km/h]	46.5	61.8	62.0	60.8	63.2	63.5	61.1	61.4						
Top Speed [km/h]	63.3	62.8	62.8	62.1	64.0	65.1	63.9	62.5						
Avg. Dist. to Rail [m]	4.2	1.6	1.7	1.4	1.2	1.9	1.8	1.8						
Avg. Stride Freq. [Hz]	2.1	2.3	2.2	2.2	2.2	2.3	2.2	2.2						
Avg. Stride Length [m]	6.0	7.6	7.6	7.6	7.8	7.7	7.6	7.6						



- [] Ranking at each section and finish
- .-.- No data available at this section
- NA No data available



Horse/Jockey Name	She's Rewarding
Final Rank	6
Fastest Section Time (Section)	0:11.44 (800m)
Top Speed [km/h] (Section)	64.8 (600m)
Race State	Finished



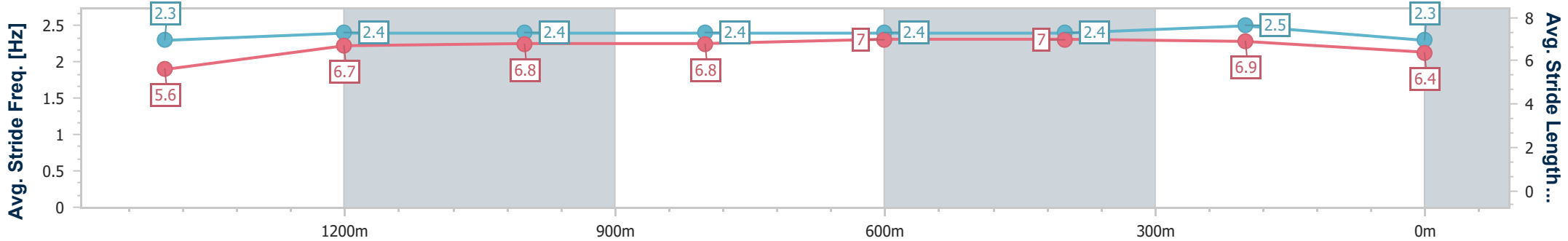
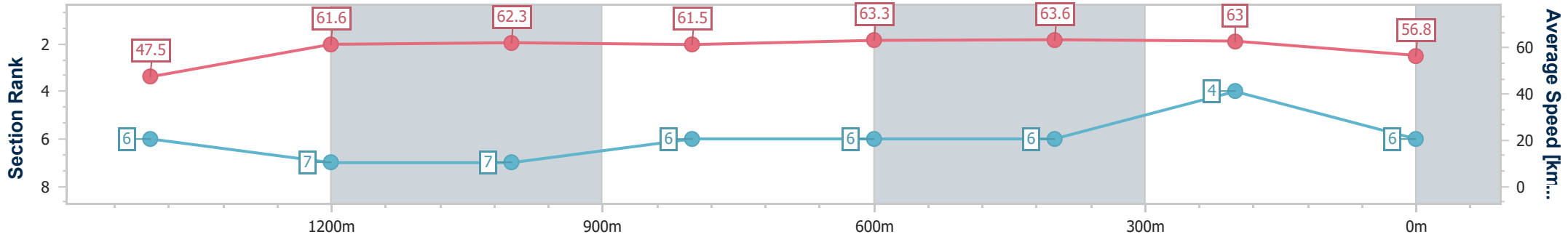
Townsville QLD Professional
 Race 3: INTERNATIONAL WOMEN'S DAY 6 MARCH @ CLUDEN
 PARK BENCHMARK 60 Handicap - 1609m



27 February 2025 - 14:43

Track Rating: Good 4, Weather: Fine, Rail Position: +4m 1000m-WP,
 +2m Remainder

Section	Overall	1400m	1200m	1000m	800m	600m	400m	200m						
Section Times	1:38.14 [6] (0:16.02)	1:22.12 [6] (0:11.74)	1:10.38 [7] (0:11.56)	0:58.82 [7] (0:11.74)	0:47.08 [6] (0:11.44)	0:35.64 [6] (0:11.50)	0:24.14 [6] (0:11.46)	0:12.68 [4] (0:12.68)						
Average Speed [km/h]	47.5	61.6	62.3	61.5	63.3	63.6	63.0	56.8						
Top Speed [km/h]	62.2	63.0	62.9	63.3	64.6	64.8	64.3	60.5						
Avg. Dist. to Rail [m]	6.7	1.9	0.8	1.3	1.8	2.7	3.7	5.4						
Avg. Stride Freq. [Hz]	2.3	2.4	2.4	2.4	2.4	2.4	2.5	2.3						
Avg. Stride Length [m]	5.6	6.7	6.8	6.8	7.0	7.0	6.9	6.4						



- [] Ranking at each section and finish
- .-.- No data available at this section
- NA No data available



Horse/Jockey Name	Nine Carats
Final Rank	7
Fastest Section Time (Section)	0:11.15 (1000m)
Top Speed [km/h] (Section)	66.1 (600m)
Race State	Finished



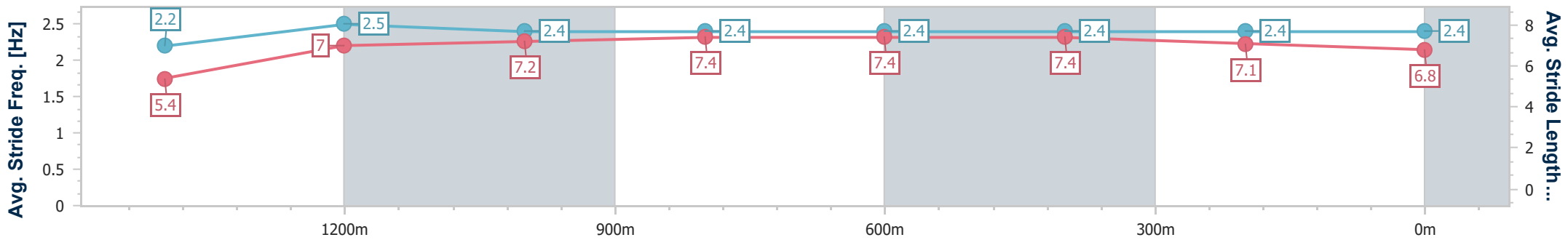
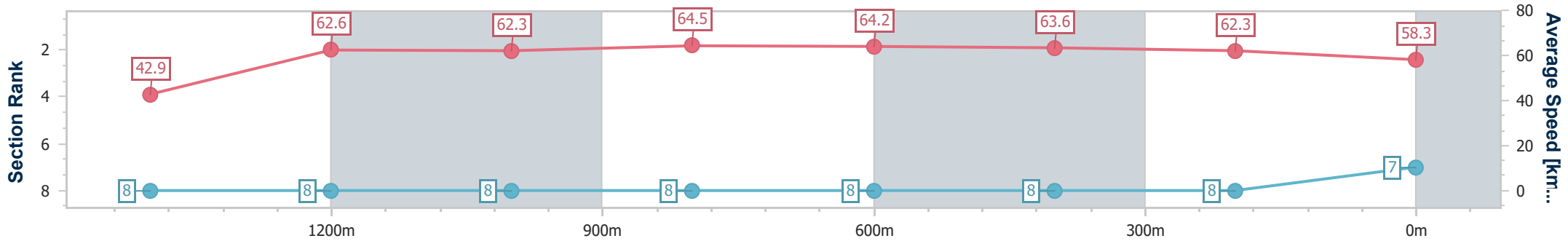
Townsville QLD Professional
 Race 3: INTERNATIONAL WOMEN'S DAY 6 MARCH @ CLUDEN
 PARK BENCHMARK 60 Handicap - 1609m



27 February 2025 - 14:43

Track Rating: Good 4, Weather: Fine, Rail Position: +4m 1000m-WP,
 +2m Remainder

Section	Overall	1400m	1200m	1000m	800m	600m	400m	200m						
Section Times	1:38.37 [7] (0:17.61)	1:20.76 [8] (0:11.47)	1:09.29 [8] (0:11.54)	0:57.75 [8] (0:11.15)	0:46.60 [8] (0:11.26)	0:35.34 [8] (0:11.43)	0:23.91 [8] (0:11.57)	0:12.34 [8] (0:12.34)						
Average Speed [km/h]	42.9	62.6	62.3	64.5	64.2	63.6	62.3	58.3						
Top Speed [km/h]	59.0	64.6	64.5	65.0	65.7	66.1	64.2	61.2						
Avg. Dist. to Rail [m]	5.3	0.4	1.3	1.4	1.0	1.7	2.1	3.8						
Avg. Stride Freq. [Hz]	2.2	2.5	2.4	2.4	2.4	2.4	2.4	2.4						
Avg. Stride Length [m]	5.4	7.0	7.2	7.4	7.4	7.4	7.1	6.8						



- [] Ranking at each section and finish
- .-.- No data available at this section
- NA No data available



Horse/Jockey Name	Political Power
Final Rank	8
Fastest Section Time (Section)	0:11.45 (1400m)
Top Speed [km/h] (Section)	64.5 (Overall)
Race State	Finished



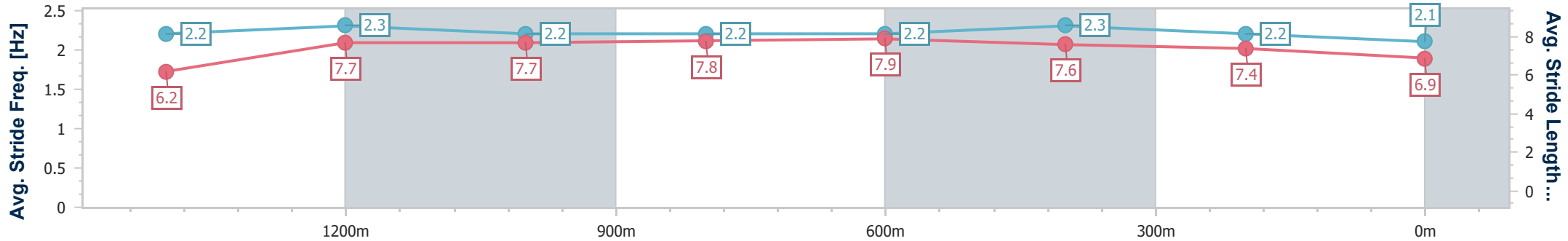
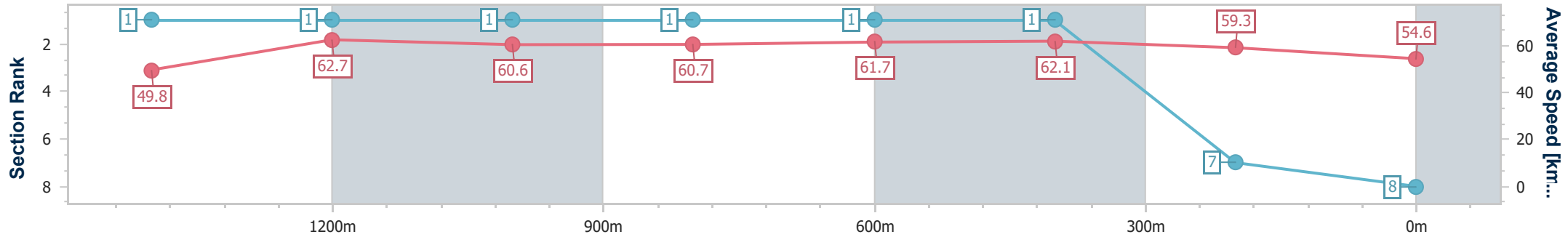
Townsville QLD Professional
 Race 3: INTERNATIONAL WOMEN'S DAY 6 MARCH @ CLUDEN
 PARK BENCHMARK 60 Handicap - 1609m



27 February 2025 - 14:43

Track Rating: Good 4, Weather: Fine, Rail Position: +4m 1000m-WP,
 +2m Remainder

Section	Overall	1400m	1200m	1000m	800m	600m	400m	200m						
Section Times	1:39.08 [8] (0:15.22)	1:23.86 [1] (0:11.45)	1:12.41 [1] (0:11.84)	1:00.57 [1] (0:11.81)	0:48.76 [1] (0:11.72)	0:37.04 [1] (0:11.66)	0:25.38 [1] (0:12.18)	0:13.20 [7] (0:13.20)						
Average Speed [km/h]	49.8	62.7	60.6	60.7	61.7	62.1	59.3	54.6						
Top Speed [km/h]	64.5	64.1	61.5	62.1	62.7	63.0	61.1	59.8						
Avg. Dist. to Rail [m]	5.2	1.0	1.3	1.2	0.8	1.2	1.3	2.4						
Avg. Stride Freq. [Hz]	2.2	2.3	2.2	2.2	2.2	2.3	2.2	2.1						
Avg. Stride Length [m]	6.2	7.7	7.7	7.8	7.9	7.6	7.4	6.9						



- [] Ranking at each section and finish
- .-.- No data available at this section
- NA No data available



Townsville QLD Professional

Race 4: NORTHERN ENERGY GROUP BENCHMARK 65 Handicap - 1200m

27 February 2025 - 15:17



Track Rating: Good 4, Weather: Fine, Rail Position: +4m 1000m-WP, +2m Remainder

Section		Overall	1000m	800m	600m	400m	200m	Last 600m					
Field Times		1:09.23 (0:13.56)	0:55.67 (0:10.84)	0:44.83 (0:10.70)	0:34.13 (0:11.00)	0:23.13 (0:11.28)	0:11.85 (0:11.85)	0:34.13					
Rank	TAB Horse/Jockey	Barrier	Top Speed [km/h]	Fastest Section						Margin	Distance Travelled [m]		
1	7 WIN AND TONIC Ashley Butler	6	67.5 800m	0:10.70 800m	1:09.23 [1] (0:13.56)	0:55.67 [1] (0:10.84)	0:44.83 [1] (0:10.70)	0:34.13 [1] (0:11.00)	0:23.13 [1] (0:11.28)	0:11.85 [1] (0:11.85)	1:09.23	0:34.13	
2	5 ILZOOMYA Tyler Leslight	1	68.1 600m	0:10.83 800m	1:09.31 [2] (0:13.77)	0:55.54 [3] (0:10.86)	0:44.68 [4] (0:10.83)	0:33.85 [5] (0:11.00)	0:22.85 [4] (0:11.15)	0:11.70 [3] (0:11.70)	0.44L	0:33.85	+3
3	6 SPIRIT OF GIVING Justin Stanley	4	68.3 600m	0:10.78 1000m	1:09.50 [3] (0:14.03)	0:55.47 [6] (0:10.78)	0:44.69 [7] (0:10.82)	0:33.87 [7] (0:10.78)	0:23.09 [2] (0:11.16)	0:11.93 [2] (0:11.93)	1.56L	0:33.87	+0
4	4 TEN SCHILLING Nathan Thomas	2	69.9 600m	0:10.76 1000m	1:10.04 [4] (0:13.96)	0:56.08 [5] (0:10.76)	0:45.32 [6] (0:10.87)	0:34.45 [6] (0:11.07)	0:23.38 [6] (0:11.53)	0:11.85 [6] (0:11.85)	4.75L	0:34.45	+6
5	8 YELLOWSTONE BETH Jackson Murphy	3	68.7 1000m	0:10.65 1000m	1:10.11 [5] (0:14.50)	0:55.61 [8] (0:10.65)	0:44.96 [8] (0:10.74)	0:34.22 [8] (0:11.00)	0:23.22 [8] (0:11.50)	0:11.72 [8] (0:11.72)	5.13L	0:34.22	+1
6	1 ANDY Brooke Johnson	7	68.7 1000m	0:10.66 1000m	1:10.46 [6] (0:13.86)	0:56.60 [4] (0:10.66)	0:45.94 [2] (0:10.94)	0:35.00 [4] (0:11.27)	0:23.73 [7] (0:11.50)	0:12.23 [7] (0:12.23)	7.22L	0:35.00	+9
7	3 BRING ME FLOWERS McKenzie Apel	8	70.0 1000m	0:10.62 1000m	1:10.82 [7] (0:14.08)	0:56.74 [7] (0:10.62)	0:46.12 [5] (0:10.69)	0:35.43 [2] (0:11.26)	0:24.17 [5] (0:11.53)	0:12.64 [5] (0:12.64)	9.32L	0:35.43	+8
8	2 DOLLSON Ryan Wiggins	5	67.6 600m	0:10.83 1000m	1:10.93 [8] (0:13.74)	0:57.19 [2] (0:10.83)	0:46.36 [3] (0:10.84)	0:35.52 [3] (0:11.01)	0:24.51 [3] (0:11.64)	0:12.87 [4] (0:12.87)	9.97L	0:35.52	+3

Scratched: Ellevs (#9)

[] Ranking at each section and finish
 -:-:- No data available at this section
 NA No data available

SCN Saddle cloth number
 DNF Did not finish
 DNT Did not track



Horse/Jockey Name	Win And Tonic
Final Rank	1
Fastest Section Time (Section)	0:10.70 (800m)
Top Speed [km/h] (Section)	67.5 (800m)
Race State	Finished

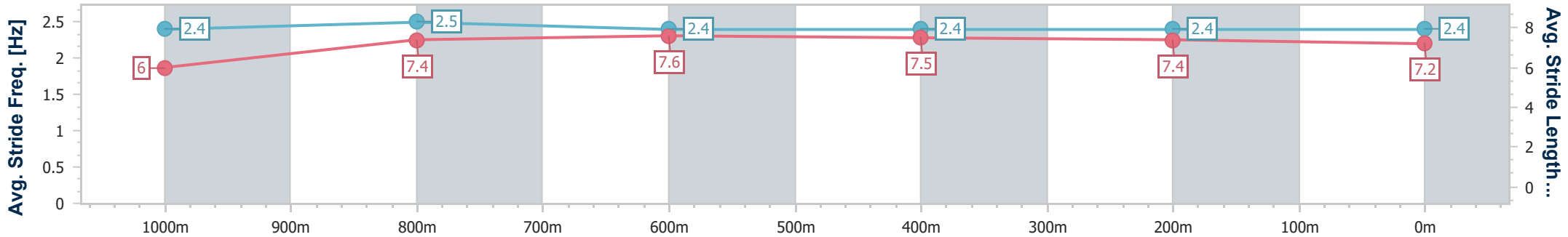
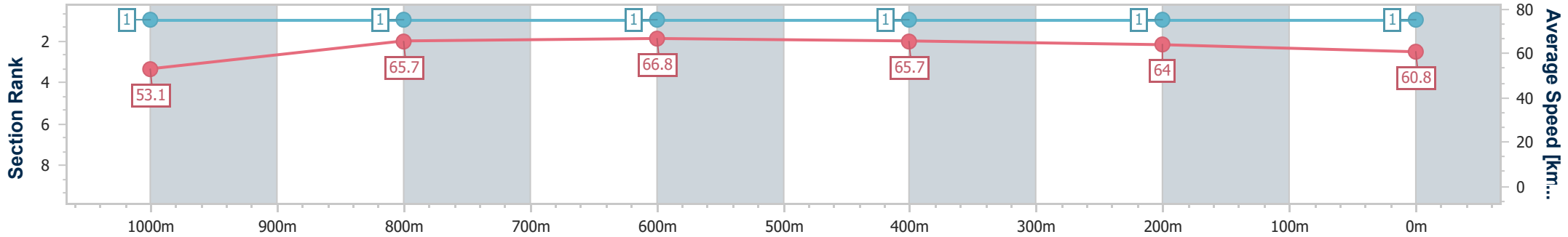


Townsville QLD Professional
Race 4: NORTHERN ENERGY GROUP BENCHMARK 65
Handicap - 1200m



27 February 2025 - 15:17
Track Rating: Good 4, Weather: Fine, Rail Position: +4m 1000m-WP,
+2m Remainder

Section	Overall	1000m	800m	600m	400m	200m								
Section Times	1:09.23 [1] (0:13.56)	0:55.67 [1] (0:10.84)	0:44.83 [1] (0:10.70)	0:34.13 [1] (0:11.00)	0:23.13 [1] (0:11.28)	0:11.85 [1] (0:11.85)								
Average Speed [km/h]	53.1	65.7	66.8	65.7	64.0	60.8								
Top Speed [km/h]	65.1	66.9	67.5	66.8	65.0	63.0								
Avg. Dist. to Rail [m]	5.1	2.1	1.4	1.0	1.5	1.9								
Avg. Stride Freq. [Hz]	2.4	2.5	2.4	2.4	2.4	2.4								
Avg. Stride Length [m]	6.0	7.4	7.6	7.5	7.4	7.2								



- [] Ranking at each section and finish
- .-.- No data available at this section
- NA No data available



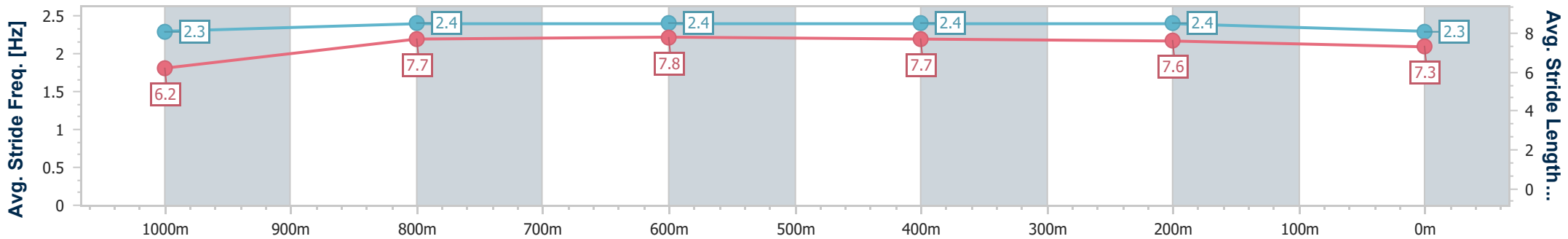
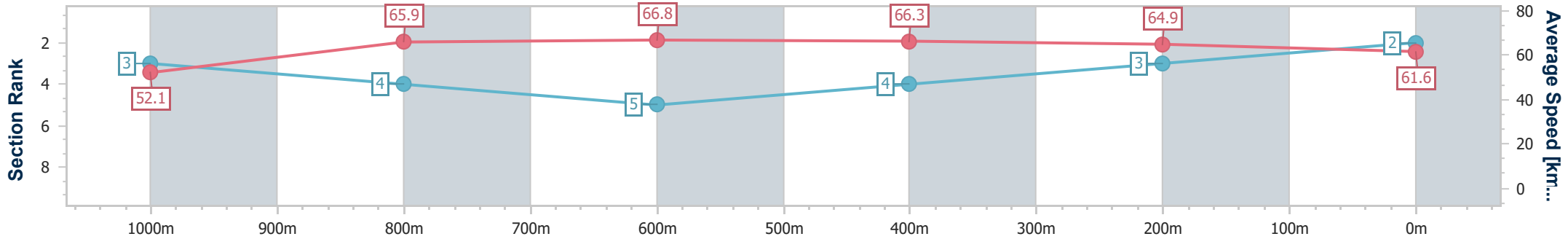
Horse/Jockey Name	Ilzoomya
Final Rank	2
Fastest Section Time (Section)	0:10.83 (800m)
Top Speed [km/h] (Section)	68.1 (600m)
Race State	Finished



Townsville QLD Professional
 Race 4: NORTHERN ENERGY GROUP BENCHMARK 65
 Handicap - 1200m
 27 February 2025 - 15:17
 Track Rating: Good 4, Weather: Fine, Rail Position: +4m 1000m-WP,
 +2m Remainder



Section	Overall	1000m	800m	600m	400m	200m
Section Times	1:09.31 [2] (0:13.77)	0:55.54 [3] (0:10.86)	0:44.68 [4] (0:10.83)	0:33.85 [5] (0:11.00)	0:22.85 [4] (0:11.15)	0:11.70 [3] (0:11.70)
Average Speed [km/h]	52.1	65.9	66.8	66.3	64.9	61.6
Top Speed [km/h]	65.8	67.0	67.8	68.1	66.2	64.3
Avg. Dist. to Rail [m]	2.3	1.3	1.0	2.8	3.9	4.6
Avg. Stride Freq. [Hz]	2.3	2.4	2.4	2.4	2.4	2.3
Avg. Stride Length [m]	6.2	7.7	7.8	7.7	7.6	7.3



- [] Ranking at each section and finish
- .-.- No data available at this section
- NA No data available



Horse/Jockey Name	Spirit Of Giving
Final Rank	3
Fastest Section Time (Section)	0:10.78 (1000m)
Top Speed [km/h] (Section)	68.3 (600m)
Race State	Finished



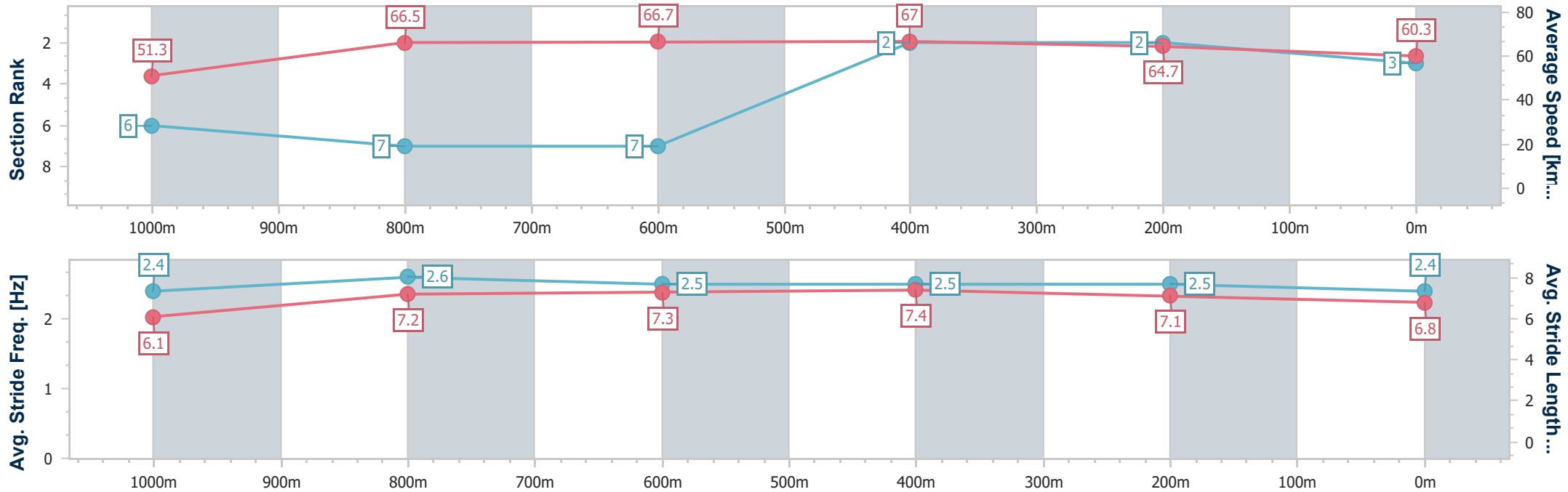
Townsville QLD Professional
Race 4: NORTHERN ENERGY GROUP BENCHMARK 65
Handicap - 1200m



27 February 2025 - 15:17

Track Rating: Good 4, Weather: Fine, Rail Position: +4m 1000m-WP, +2m Remainder

Section	Overall	1000m	800m	600m	400m	200m							
Section Times	1:09.50 [3] (0:14.03)	0:55.47 [6] (0:10.78)	0:44.69 [7] (0:10.82)	0:33.87 [7] (0:10.78)	0:23.09 [2] (0:11.16)	0:11.93 [2] (0:11.93)							
Average Speed [km/h]	51.3	66.5	66.7	67.0	64.7	60.3							
Top Speed [km/h]	65.4	67.8	67.7	68.3	66.2	63.3							
Avg. Dist. to Rail [m]	3.8	1.0	0.3	0.8	1.6	2.6							
Avg. Stride Freq. [Hz]	2.4	2.6	2.5	2.5	2.5	2.4							
Avg. Stride Length [m]	6.1	7.2	7.3	7.4	7.1	6.8							



- [] Ranking at each section and finish
- .-.- No data available at this section
- NA No data available



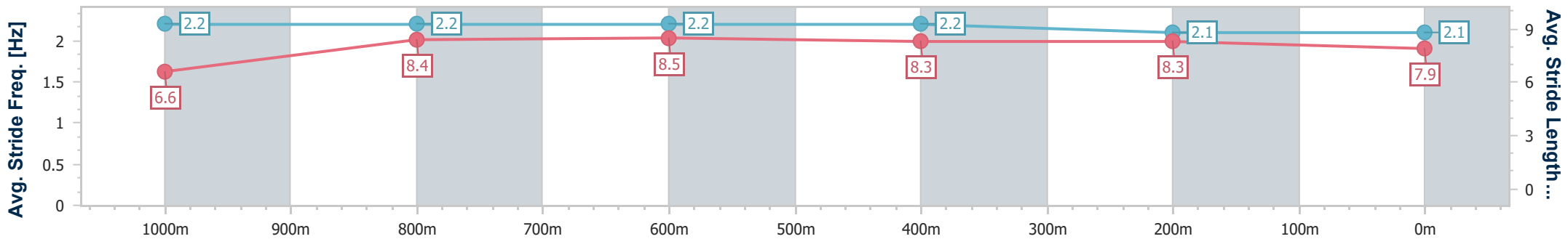
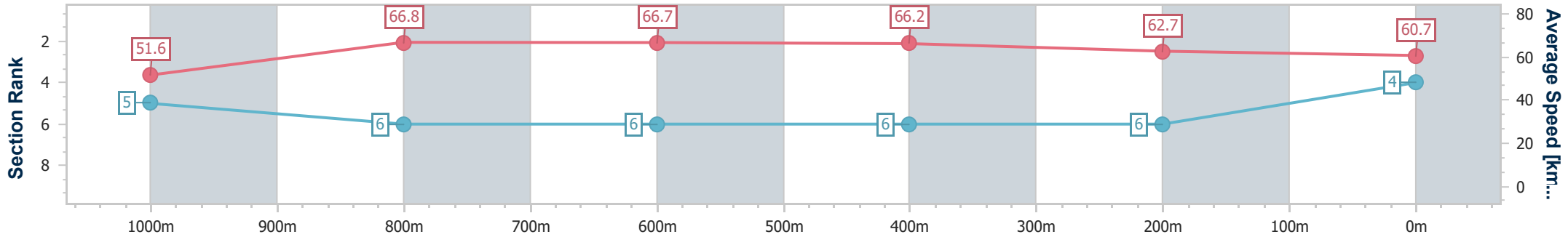
Horse/Jockey Name	Ten Schilling
Final Rank	4
Fastest Section Time (Section)	0:10.76 (1000m)
Top Speed [km/h] (Section)	69.9 (600m)
Race State	Finished



Townsville QLD Professional
 Race 4: NORTHERN ENERGY GROUP BENCHMARK 65
 Handicap - 1200m
 27 February 2025 - 15:17
 Track Rating: Good 4, Weather: Fine, Rail Position: +4m 1000m-WP,
 +2m Remainder



Section	Overall	1000m	800m	600m	400m	200m								
Section Times	1:10.04 [4] (0:13.96)	0:56.08 [5] (0:10.76)	0:45.32 [6] (0:10.87)	0:34.45 [6] (0:11.07)	0:23.38 [6] (0:11.53)	0:11.85 [6] (0:11.85)								
Average Speed [km/h]	51.6	66.8	66.7	66.2	62.7	60.7								
Top Speed [km/h]	64.8	68.1	68.1	69.9	64.0	62.4								
Avg. Dist. to Rail [m]	2.3	1.3	1.6	3.7	3.1	3.2								
Avg. Stride Freq. [Hz]	2.2	2.2	2.2	2.2	2.1	2.1								
Avg. Stride Length [m]	6.6	8.4	8.5	8.3	8.3	7.9								



- [] Ranking at each section and finish
- .-.- No data available at this section
- NA No data available



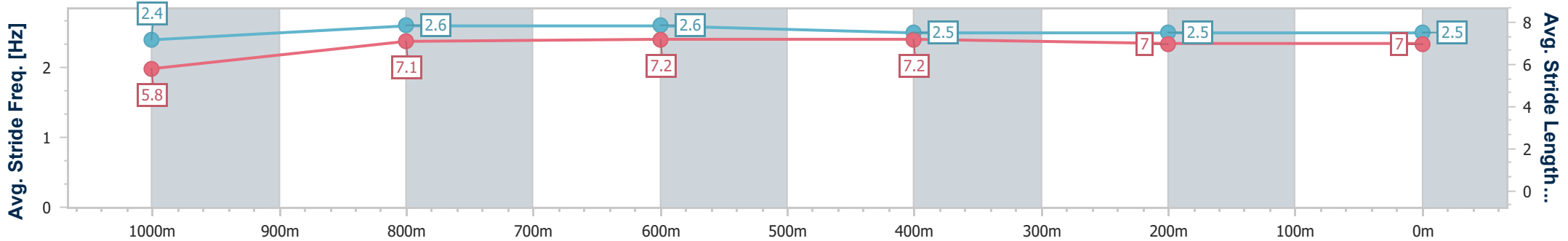
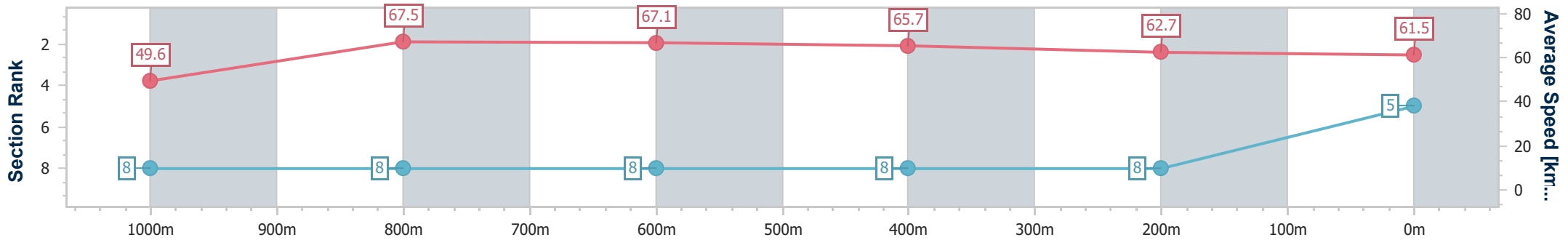
Horse/Jockey Name	Yellowstone Beth
Final Rank	5
Fastest Section Time (Section)	0:10.65 (1000m)
Top Speed [km/h] (Section)	68.7 (1000m)
Race State	Finished



Townsville QLD Professional
 Race 4: NORTHERN ENERGY GROUP BENCHMARK 65
 Handicap - 1200m
 27 February 2025 - 15:17
 Track Rating: Good 4, Weather: Fine, Rail Position: +4m 1000m-WP,
 +2m Remainder



Section	Overall	1000m	800m	600m	400m	200m								
Section Times	1:10.11 [5] (0:14.50)	0:55.61 [8] (0:10.65)	0:44.96 [8] (0:10.74)	0:34.22 [8] (0:11.00)	0:23.22 [8] (0:11.50)	0:11.72 [8] (0:11.72)								
Average Speed [km/h]	49.6	67.5	67.1	65.7	62.7	61.5								
Top Speed [km/h]	64.5	68.7	68.5	67.5	64.4	62.7								
Avg. Dist. to Rail [m]	2.8	0.8	0.6	0.8	2.4	2.8								
Avg. Stride Freq. [Hz]	2.4	2.6	2.6	2.5	2.5	2.5								
Avg. Stride Length [m]	5.8	7.1	7.2	7.2	7.0	7.0								



- [] Ranking at each section and finish
- .-.- No data available at this section
- NA No data available



Horse/Jockey Name	Andy
Final Rank	6
Fastest Section Time (Section)	0:10.66 (1000m)
Top Speed [km/h] (Section)	68.7 (1000m)
Race State	Finished



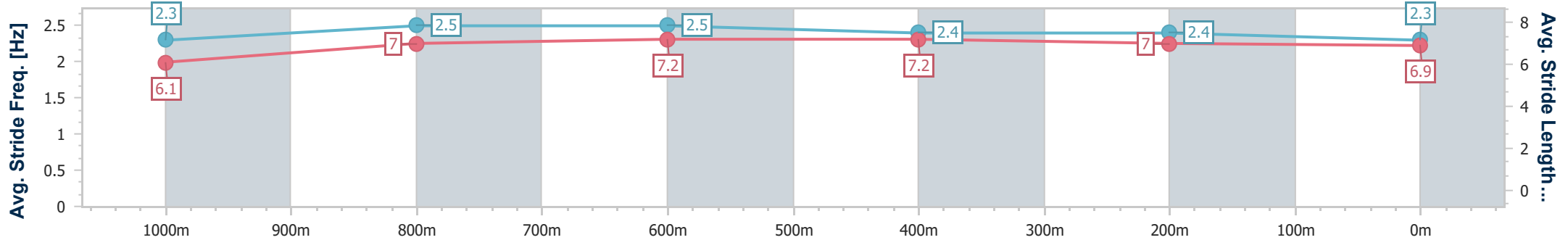
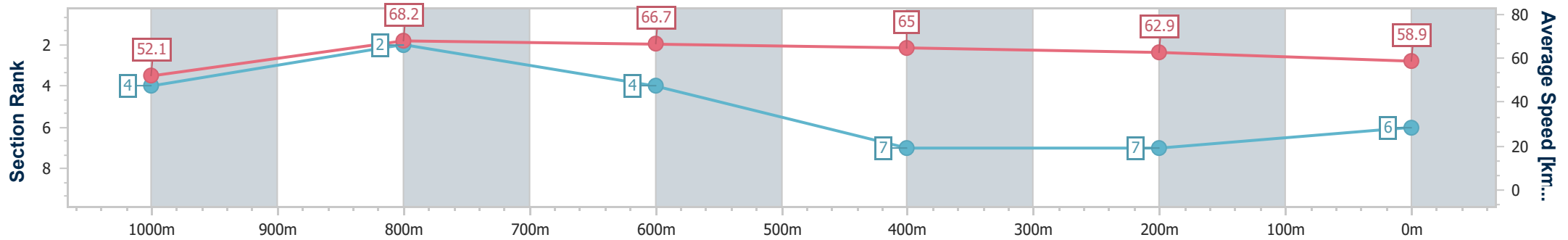
Townsville QLD Professional
Race 4: NORTHERN ENERGY GROUP BENCHMARK 65
Handicap - 1200m



27 February 2025 - 15:17

Track Rating: Good 4, Weather: Fine, Rail Position: +4m 1000m-WP, +2m Remainder

Section	Overall	1000m	800m	600m	400m	200m
Section Times	1:10.46 [6] (0:13.86)	0:56.60 [4] (0:10.66)	0:45.94 [2] (0:10.94)	0:35.00 [4] (0:11.27)	0:23.73 [7] (0:11.50)	0:12.23 [7] (0:12.23)
Average Speed [km/h]	52.1	68.2	66.7	65.0	62.9	58.9
Top Speed [km/h]	67.5	68.7	67.7	65.6	64.8	61.3
Avg. Dist. to Rail [m]	5.5	1.9	3.2	3.2	3.9	4.9
Avg. Stride Freq. [Hz]	2.3	2.5	2.5	2.4	2.4	2.3
Avg. Stride Length [m]	6.1	7.0	7.2	7.2	7.0	6.9



- [] Ranking at each section and finish
- .-.- No data available at this section
- NA No data available



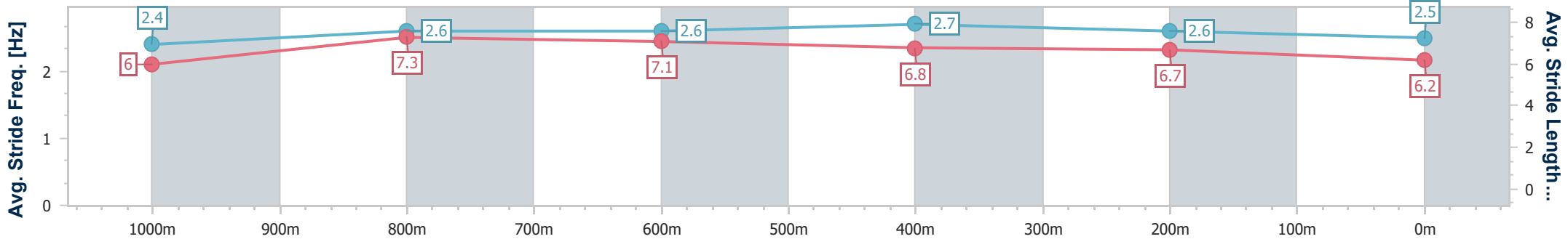
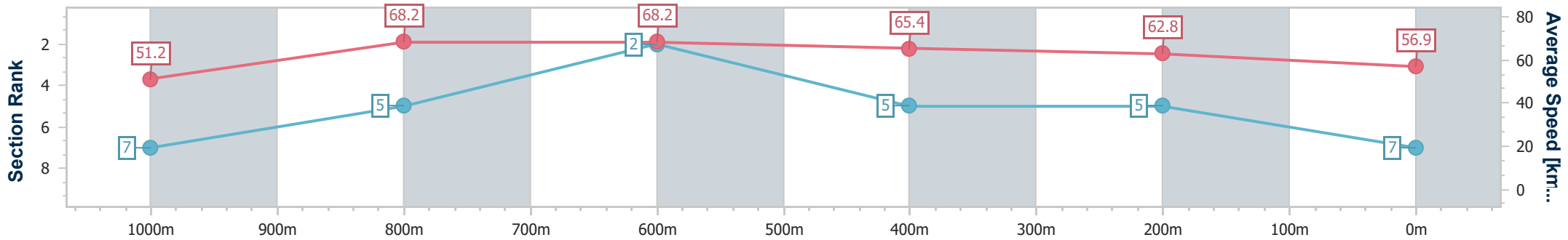
Horse/Jockey Name	Bring Me Flowers
Final Rank	7
Fastest Section Time (Section)	0:10.62 (1000m)
Top Speed [km/h] (Section)	70.0 (1000m)
Race State	Finished



Townsville QLD Professional
 Race 4: NORTHERN ENERGY GROUP BENCHMARK 65
 Handicap - 1200m
 27 February 2025 - 15:17
 Track Rating: Good 4, Weather: Fine, Rail Position: +4m 1000m-WP,
 +2m Remainder



Section	Overall	1000m	800m	600m	400m	200m							
Section Times	1:10.82 [7] (0:14.08)	0:56.74 [7] (0:10.62)	0:46.12 [5] (0:10.69)	0:35.43 [2] (0:11.26)	0:24.17 [5] (0:11.53)	0:12.64 [5] (0:12.64)							
Average Speed [km/h]	51.2	68.2	68.2	65.4	62.8	56.9							
Top Speed [km/h]	66.0	70.0	68.8	67.6	65.7	60.1							
Avg. Dist. to Rail [m]	5.7	1.4	2.9	4.4	3.6	4.6							
Avg. Stride Freq. [Hz]	2.4	2.6	2.6	2.7	2.6	2.5							
Avg. Stride Length [m]	6.0	7.3	7.1	6.8	6.7	6.2							



- [] Ranking at each section and finish
- .-.- No data available at this section
- NA No data available



Horse/Jockey Name	Dollson
Final Rank	8
Fastest Section Time (Section)	0:10.83 (1000m)
Top Speed [km/h] (Section)	67.6 (600m)
Race State	Finished



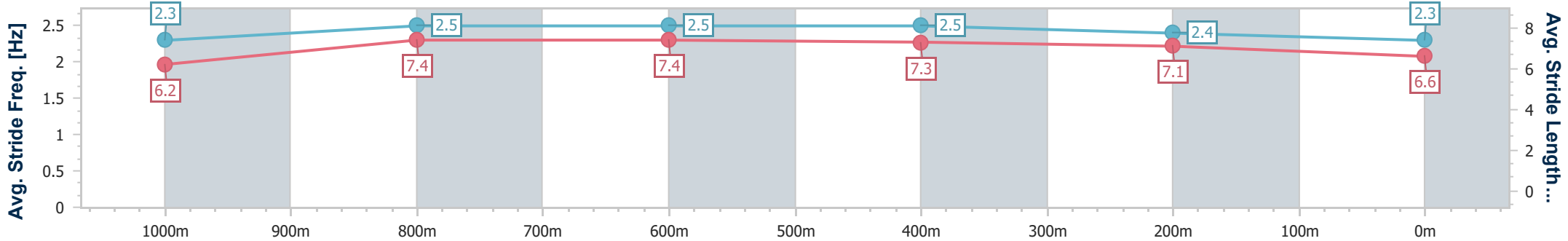
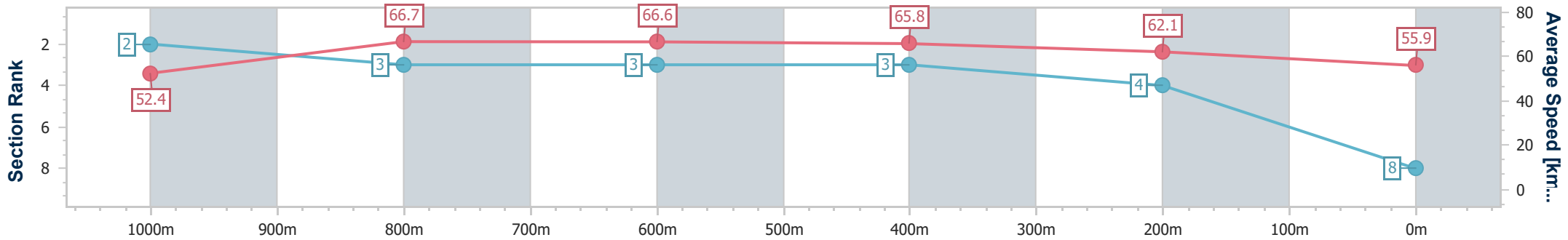
Townsville QLD Professional
Race 4: NORTHERN ENERGY GROUP BENCHMARK 65
Handicap - 1200m



27 February 2025 - 15:17

Track Rating: Good 4, Weather: Fine, Rail Position: +4m 1000m-WP, +2m Remainder

Section	Overall	1000m	800m	600m	400m	200m
Section Times	1:10.93 [8] (0:13.74)	0:57.19 [2] (0:10.83)	0:46.36 [3] (0:10.84)	0:35.52 [3] (0:11.01)	0:24.51 [3] (0:11.64)	0:12.87 [4] (0:12.87)
Average Speed [km/h]	52.4	66.7	66.6	65.8	62.1	55.9
Top Speed [km/h]	66.2	67.3	67.5	67.6	64.2	59.9
Avg. Dist. to Rail [m]	4.2	1.1	0.9	1.3	2.4	2.7
Avg. Stride Freq. [Hz]	2.3	2.5	2.5	2.5	2.4	2.3
Avg. Stride Length [m]	6.2	7.4	7.4	7.3	7.1	6.6



- [] Ranking at each section and finish
- .-.- No data available at this section
- NA No data available



Townsville QLD Professional

Race 5: GREAT NORTHERN BREWING CO BENCHMARK 75 Handicap - 1000m

27 February 2025 - 15:58



Track Rating: Good 4, Weather: Fine, Rail Position: +4m 1000m-WP +2m Remainder

Section		Overall	800m	600m	400m	200m	Last 600m					
Field Times		0:56.05 (0:12.87)	0:43.18 (0:10.11)	0:33.07 (0:10.38)	0:22.69 (0:10.93)	0:11.76 (0:11.76)	0:33.07					
Rank	TAB Horse/Jockey	Barrier	Top Speed [km/h]	Fastest Section	Margin					Distance Travelled [m]		
1	1 ROWEINER'S DANCE Gabrielle Semmens	2	73.1 800m	0:10.06 800m	0:56.05 [1] (0:12.92)	0:43.13 [3] (0:10.06)	0:33.07 [1] (0:10.38)	0:22.69 [1] (0:10.93)	0:11.76 [1] (0:11.76)	0:56.05	0:33.07	
2	5 CROWNING MOMENT Sean Cormack	3	72.5 Overall	0:10.12 800m	0:56.24 [2] (0:13.18)	0:43.06 [4] (0:10.12)	0:32.94 [4] (0:10.44)	0:22.50 [3] (0:10.86)	0:11.64 [4] (0:11.64)	1.16L	0:32.94	-1
3	3 FAMILY STAR Ashley Butler	4	73.1 800m	0:09.98 800m	0:56.26 [3] (0:13.39)	0:42.87 [5] (0:09.98)	0:32.89 [5] (0:10.41)	0:22.48 [5] (0:10.74)	0:11.74 [3] (0:11.74)	1.28L	0:32.89	+1
4	2 FODOR Ryan Wiggins	1	73.1 800m	0:10.10 800m	0:56.44 [4] (0:12.91)	0:43.53 [2] (0:10.10)	0:33.43 [2] (0:10.49)	0:22.94 [2] (0:10.99)	0:11.95 [2] (0:11.95)	2.34L	0:33.43	+0
5	7 RIGEL STAR Justin Stanley	5	72.0 800m	0:10.35 800m	0:57.56 [5] (0:12.87)	0:44.69 [1] (0:10.35)	0:34.34 [3] (0:10.53)	0:23.81 [4] (0:11.10)	0:12.71 [5] (0:12.71)	8.88L	0:34.34	+3

Scratched: Beauty Boom (#4), Mr Tangles (#6)

[] Ranking at each section and finish
 -:-:- No data available at this section
 NA No data available

SCN Saddle cloth number
 DNF Did not finish
 DNT Did not track



Horse/Jockey Name	Roweiner's Dance
Final Rank	1
Fastest Section Time (Section)	0:10.06 (800m)
Top Speed [km/h] (Section)	73.1 (800m)
Race State	Finished



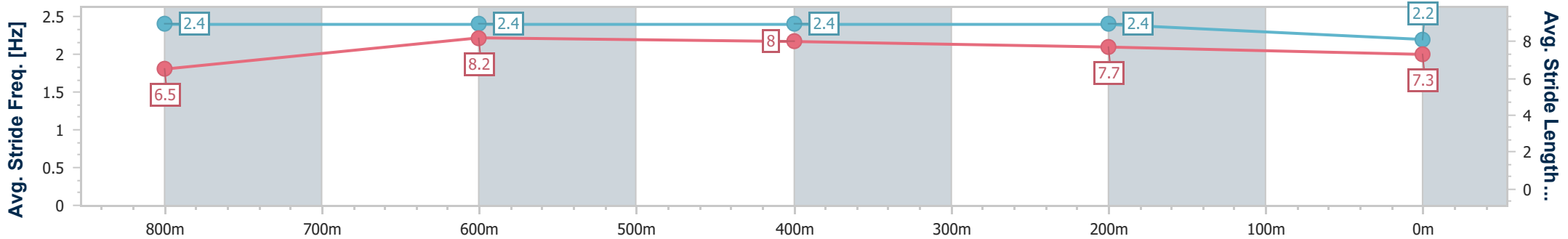
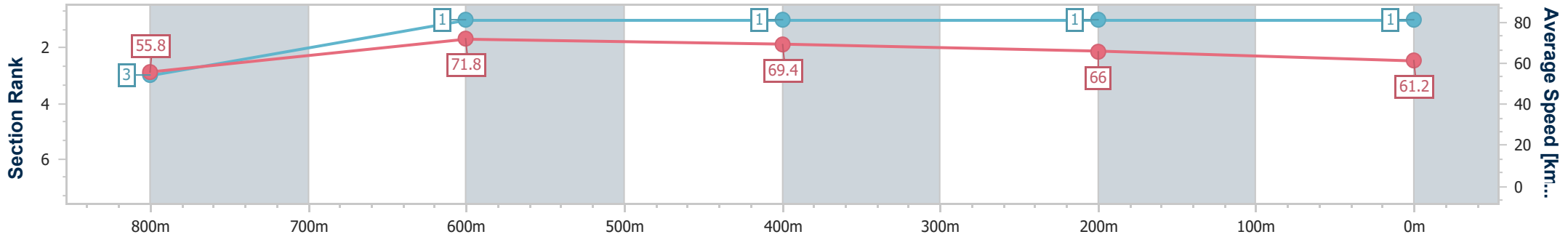
Townsville QLD Professional
Race 5: GREAT NORTHERN BREWING CO BENCHMARK 75
Handicap - 1000m

27 February 2025 - 15:58

Track Rating: Good 4, Weather: Fine, Rail Position: +4m 1000m-WP
+2m Remainder



Section	Overall	800m	600m	400m	200m
Section Times	0:56.05 [1] (0:12.92)	0:43.13 [3] (0:10.06)	0:33.07 [1] (0:10.38)	0:22.69 [1] (0:10.93)	0:11.76 [1] (0:11.76)
Average Speed [km/h]	55.8	71.8	69.4	66.0	61.2
Top Speed [km/h]	72.4	73.1	71.2	68.2	64.7
Avg. Dist. to Rail [m]	3.5	1.3	0.3	2.0	2.2
Avg. Stride Freq. [Hz]	2.4	2.4	2.4	2.4	2.2
Avg. Stride Length [m]	6.5	8.2	8.0	7.7	7.3



- [] Ranking at each section and finish
- .-.- No data available at this section
- NA No data available



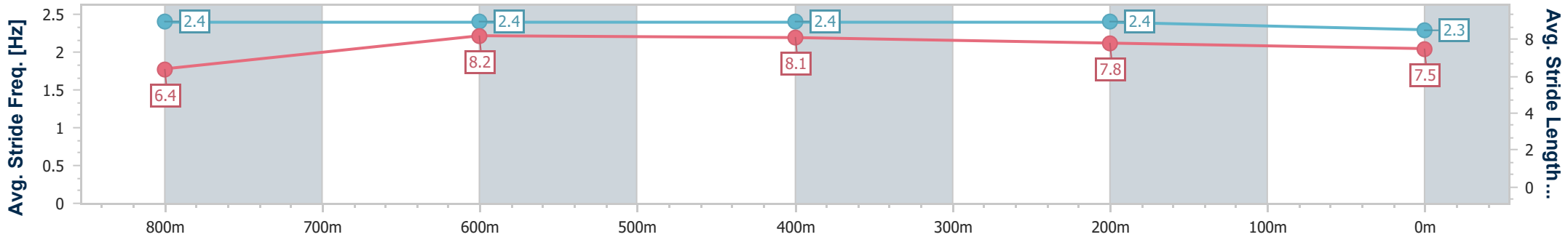
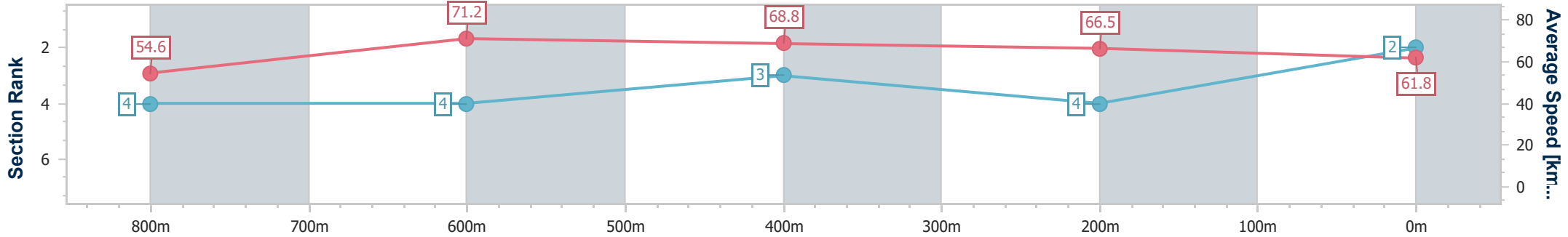
Horse/Jockey Name	Crowning Moment
Final Rank	2
Fastest Section Time (Section)	0:10.12 (800m)
Top Speed [km/h] (Section)	72.5 (Overall)
Race State	Finished



Townsville QLD Professional
 Race 5: GREAT NORTHERN BREWING CO BENCHMARK 75
 Handicap - 1000m
 27 February 2025 - 15:58
 Track Rating: Good 4, Weather: Fine, Rail Position: +4m 1000m-WP
 +2m Remainder



Section	Overall	800m	600m	400m	200m
Section Times	0:56.24 [2] (0:13.18)	0:43.06 [4] (0:10.12)	0:32.94 [4] (0:10.44)	0:22.50 [3] (0:10.86)	0:11.64 [4] (0:11.64)
Average Speed [km/h]	54.6	71.2	68.8	66.5	61.8
Top Speed [km/h]	72.5	72.4	70.9	68.6	64.9
Avg. Dist. to Rail [m]	2.2	1.0	0.3	2.4	4.6
Avg. Stride Freq. [Hz]	2.4	2.4	2.4	2.4	2.3
Avg. Stride Length [m]	6.4	8.2	8.1	7.8	7.5



- [] Ranking at each section and finish
- .-.- No data available at this section
- NA No data available



Horse/Jockey Name	Family Star
Final Rank	3
Fastest Section Time (Section)	0:09.98 (800m)
Top Speed [km/h] (Section)	73.1 (800m)
Race State	Finished



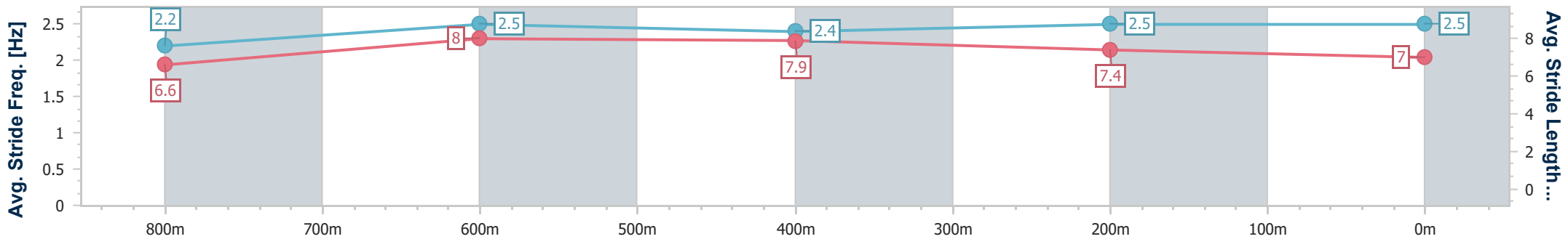
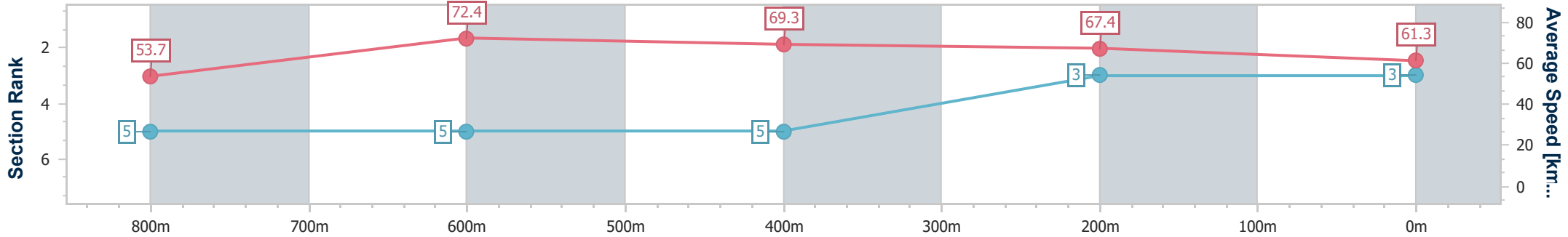
Townsville QLD Professional
 Race 5: GREAT NORTHERN BREWING CO BENCHMARK 75
 Handicap - 1000m

27 February 2025 - 15:58

Track Rating: Good 4, Weather: Fine, Rail Position: +4m 1000m-WP
 +2m Remainder



Section	Overall	800m	600m	400m	200m
Section Times	0:56.26 [3] (0:13.39)	0:42.87 [5] (0:09.98)	0:32.89 [5] (0:10.41)	0:22.48 [5] (0:10.74)	0:11.74 [3] (0:11.74)
Average Speed [km/h]	53.7	72.4	69.3	67.4	61.3
Top Speed [km/h]	72.1	73.1	69.9	68.8	65.4
Avg. Dist. to Rail [m]	3.7	1.2	0.4	4.0	5.2
Avg. Stride Freq. [Hz]	2.2	2.5	2.4	2.5	2.5
Avg. Stride Length [m]	6.6	8.0	7.9	7.4	7.0



- [] Ranking at each section and finish
- .-.- No data available at this section
- NA No data available



Horse/Jockey Name	Fodor
Final Rank	4
Fastest Section Time (Section)	0:10.10 (800m)
Top Speed [km/h] (Section)	73.1 (800m)
Race State	Finished



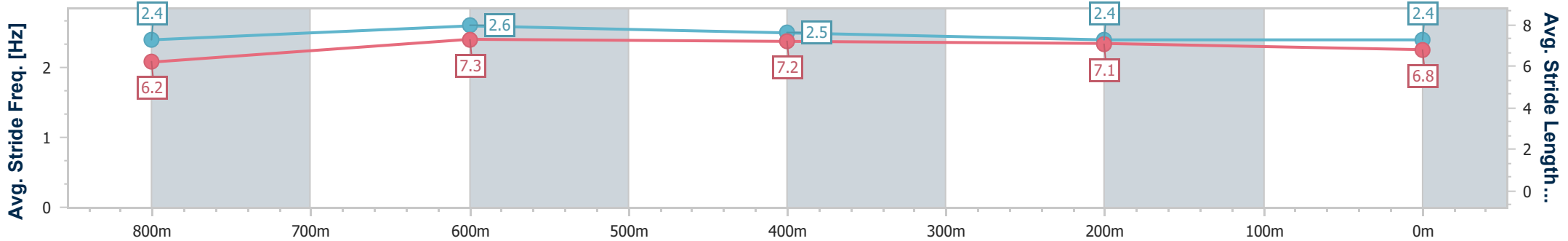
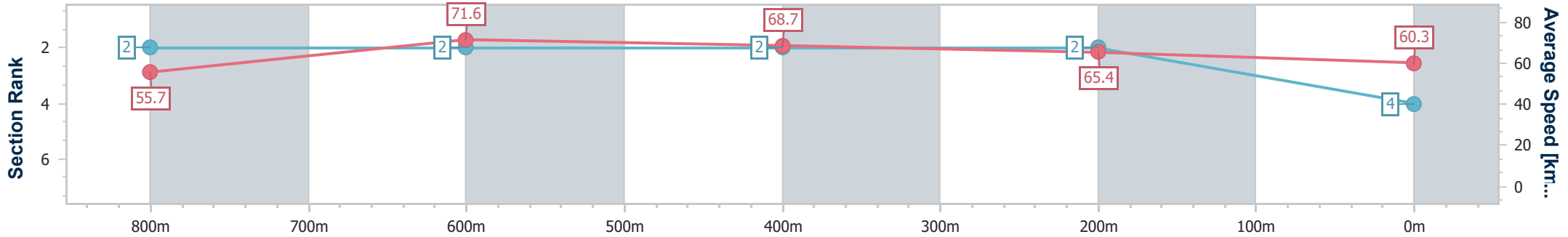
Townsville QLD Professional
Race 5: GREAT NORTHERN BREWING CO BENCHMARK 75
Handicap - 1000m



27 February 2025 - 15:58

Track Rating: Good 4, Weather: Fine, Rail Position: +4m 1000m-WP
+2m Remainder

Section	Overall	800m	600m	400m	200m
Section Times	0:56.44 [4] (0:12.91)	0:43.53 [2] (0:10.10)	0:33.43 [2] (0:10.49)	0:22.94 [2] (0:10.99)	0:11.95 [2] (0:11.95)
Average Speed [km/h]	55.7	71.6	68.7	65.4	60.3
Top Speed [km/h]	72.7	73.1	70.1	67.1	63.2
Avg. Dist. to Rail [m]	1.9	1.1	0.3	0.8	1.1
Avg. Stride Freq. [Hz]	2.4	2.6	2.5	2.4	2.4
Avg. Stride Length [m]	6.2	7.3	7.2	7.1	6.8



- [] Ranking at each section and finish
- .-.- No data available at this section
- NA No data available



Horse/Jockey Name	Rigel Star
Final Rank	5
Fastest Section Time (Section)	0:10.35 (800m)
Top Speed [km/h] (Section)	72.0 (800m)
Race State	Finished



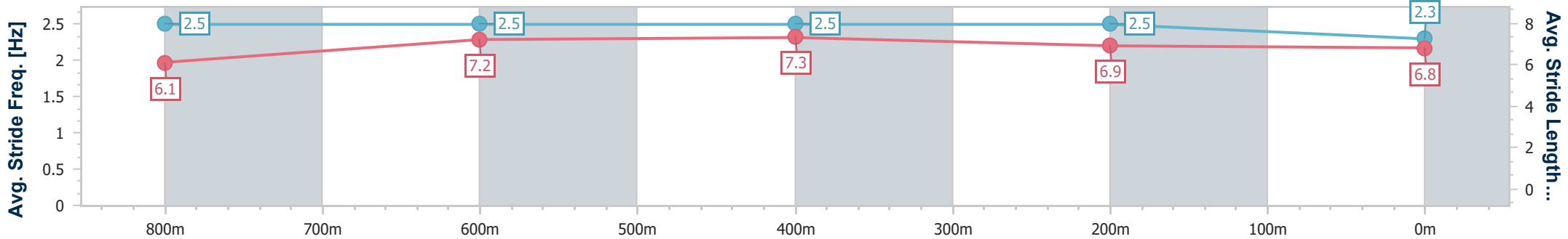
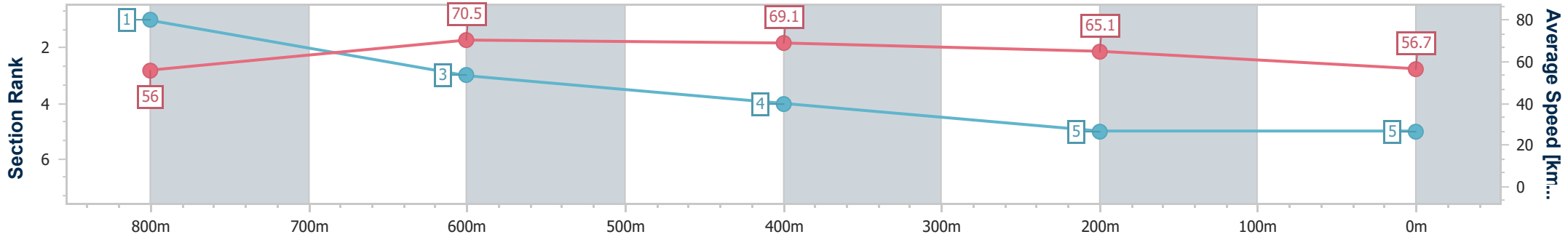
Townsville QLD Professional
 Race 5: GREAT NORTHERN BREWING CO BENCHMARK 75
 Handicap - 1000m



27 February 2025 - 15:58

Track Rating: Good 4, Weather: Fine, Rail Position: +4m 1000m-WP
 +2m Remainder

Section	Overall	800m	600m	400m	200m
Section Times	0:57.56 [5] (0:12.87)	0:44.69 [1] (0:10.35)	0:34.34 [3] (0:10.53)	0:23.81 [4] (0:11.10)	0:12.71 [5] (0:12.71)
Average Speed [km/h]	56.0	70.5	69.1	65.1	56.7
Top Speed [km/h]	72.0	72.0	70.2	67.6	61.6
Avg. Dist. to Rail [m]	5.7	3.4	2.1	3.2	4.5
Avg. Stride Freq. [Hz]	2.5	2.5	2.5	2.5	2.3
Avg. Stride Length [m]	6.1	7.2	7.3	6.9	6.8



- [] Ranking at each section and finish
- .-.- No data available at this section
- NA No data available



Townsville QLD Professional

Race 6: HYGAIN OPEN Handicap - 1300m

27 February 2025 - 16:32



Track Rating: Good 4, Weather: Fine, Rail Position: +4m 1000m-WP, +2m Remainder

Section		Field Times										Last 600m	
		Overall	1200m	1000m	800m	600m	400m					0:33.90	
		(0:09.34)	(0:11.37)	(0:11.40)	(0:11.02)	(0:10.86)	(0:11.05)						
Rank	TAB	Horse/Jockey	Barrier	Top Speed [km/h]	Fastest Section							Distance Travelled [m]	
1	1	BOLD TYPE	6	68.8	0:09.34	1:17.03 [1]	1:07.69 [1]	0:56.32 [1]	0:44.92 [1]	0:33.90 [1]	0:23.01 [2]	0:33.90	
		Ryan Wiggins		600m	Overall	(0:09.34)	(0:11.37)	(0:11.40)	(0:11.02)	(0:10.89)	(0:11.02)		
2	7	SWEET KISSES	9	66.6	0:09.66	1:17.11 [2]	1:07.45 [4]	0:55.85 [3]	0:44.43 [3]	0:33.51 [3]	0:22.58 [3]	0:33.51	-6
		Jackson Murphy		800m	Overall	(0:09.66)	(0:11.60)	(0:11.42)	(0:10.92)	(0:10.93)	(0:11.11)		
3	2	NORTHERN PRIDE	3	66.8	0:09.46	1:17.14 [3]	1:07.68 [3]	0:55.77 [4]	0:44.35 [4]	0:33.37 [4]	0:22.38 [4]	0:33.37	-5
		Gabrielle Semmens		600m	Overall	(0:09.46)	(0:11.91)	(0:11.42)	(0:10.98)	(0:10.99)	(0:11.04)		
4	4	STICK TO YOUR GUNS	5	68.9	0:09.45	1:17.19 [4]	1:07.74 [2]	0:56.27 [2]	0:44.87 [2]	0:34.01 [2]	0:23.20 [1]	0:34.01	-1
		McKenzie Apel		600m	Overall	(0:09.45)	(0:11.47)	(0:11.40)	(0:10.86)	(0:10.81)	(0:11.20)		
5	8	CASTILE	1	67.1	0:09.75	1:17.52 [5]	1:07.77 [5]	0:55.82 [8]	0:44.45 [9]	0:33.45 [8]	0:22.48 [6]	0:33.45	-5
		Olivia Kendal		600m	Overall	(0:09.75)	(0:11.95)	(0:11.37)	(0:11.00)	(0:10.97)	(0:11.03)		
6	5	DEVIL KICK	2	67.0	0:09.91	1:17.66 [6]	1:07.75 [9]	0:55.99 [7]	0:44.60 [8]	0:33.52 [9]	0:22.54 [7]	0:33.52	-2
		Sean Cormack		600m	Overall	(0:09.91)	(0:11.76)	(0:11.39)	(0:11.08)	(0:10.98)	(0:11.07)		
7	9	REGGIE'S BOY	10	67.6	0:09.93	1:17.67 [7]	1:07.74 [10]	0:55.78 [10]	0:44.42 [10]	0:33.44 [10]	0:22.34 [10]	0:33.44	+0
		Adam Sewell		800m	Overall	(0:09.93)	(0:11.96)	(0:11.36)	(0:10.98)	(0:11.10)	(0:10.93)		
8	6	MISS SEATTLE	7	67.3	0:09.88	1:18.14 [8]	1:08.26 [7]	0:56.54 [6]	0:45.08 [7]	0:34.09 [7]	0:22.99 [8]	0:34.09	+2
		Nathan Thomas		800m	Overall	(0:09.88)	(0:11.72)	(0:11.46)	(0:10.99)	(0:11.10)	(0:11.09)		
9	11	MOOLOOLABA	8	67.2	0:09.82	1:18.29 [9]	1:08.47 [6]	0:56.86 [5]	0:45.47 [5]	0:34.37 [5]	0:23.37 [5]	0:34.37	-2
		Justin Stanley		600m	Overall	(0:09.82)	(0:11.61)	(0:11.39)	(0:11.10)	(0:11.00)	(0:11.27)		
10	10	MYSTERY 'N' MAGIC	4	67.1	0:09.95	1:18.39 [10]	1:08.44 [11]	0:56.34 [11]	0:44.99 [11]	0:33.86 [11]	0:22.83 [11]	0:33.86	-5
		Tyler Leslight		800m	Overall	(0:09.95)	(0:12.10)	(0:11.35)	(0:11.13)	(0:11.03)	(0:11.17)		

Scratched: Inching Closer (#3)

[] Ranking at each section and finish
 -:-:- No data available at this section
 NA No data available

SCN Saddle cloth number
 DNF Did not finish
 DNT Did not track



Townsville QLD Professional
Race 6: HYGAIN OPEN Handicap - 1300m
27 February 2025 - 16:32



Track Rating: Good 4, Weather: Fine, Rail Position: +4m 1000m-WP, +2m Remainder

Section		Overall	1200m	1000m	800m	600m	400m	Last 600m				
Field Times		1:17.03 (0:09.34)	1:07.69 (0:11.37)	0:56.32 (0:11.40)	0:44.92 (0:11.02)	0:33.90 (0:10.86)	0:23.04 (0:11.05)	0:33.90				
Rank	TAB Horse/Jockey	Barrier	Top Speed [km/h]	Fastest Section	Distance Travelled [m]							
11	12 LOVE ON SUNDAY	11	65.2	0:09.90	1:20.80 [11]	1:10.90 [8]	0:59.03 [9]	0:47.82 [6]	0:36.81 [6]	0:25.58 [9]	0:36.81	-4
	Jason Taylor		800m	Overall	(0:09.90)	(0:11.87)	(0:11.21)	(0:11.01)	(0:11.23)	(0:12.29)		

Scratched: Inching Closer (#3)

[] Ranking at each section and finish
 -:-:- No data available at this section
 NA No data available

SCN Saddle cloth number
 DNF Did not finish
 DNT Did not track



Townsville QLD Professional

Race 6: HYGAIN OPEN Handicap - 1300m

27 February 2025 - 16:32



Track Rating: Good 4, Weather: Fine, Rail Position: +4m 1000m-WP, +2m Remainder

Section								200m	Last 600m	
Field Times								0:11.99	0:33.90	
								(0:11.99)		
Rank	TAB	Horse/Jockey	Barrier	Top Speed [km/h]	Fastest Section	Margin			Distance Travelled [m]	
1	1	BOLD TYPE	6	68.8	0:09.34	0:11.99 [1]	1:17.03		0:33.90	
		Ryan Wiggins		600m	Overall	(0:11.99)				
2	7	SWEET KISSES	9	66.6	0:09.66	0:11.47 [3]	0.49L		0:33.51 -6	
		Jackson Murphy		800m	Overall	(0:11.47)				
3	2	NORTHERN PRIDE	3	66.8	0:09.46	0:11.34 [4]	0.64L		0:33.37 -5	
		Gabrielle Semmens		600m	Overall	(0:11.34)				
4	4	STICK TO YOUR GUNS	5	68.9	0:09.45	0:12.00 [2]	0.92L		0:34.01 -1	
		McKenzie Apel		600m	Overall	(0:12.00)				
5	8	CASTILE	1	67.1	0:09.75	0:11.45 [5]	2.87L		0:33.45 -5	
		Olivia Kendal		600m	Overall	(0:11.45)				
6	5	DEVIL KICK	2	67.0	0:09.91	0:11.47 [6]	3.68L		0:33.52 -2	
		Sean Cormack		600m	Overall	(0:11.47)				
7	9	REGGIE'S BOY	10	67.6	0:09.93	0:11.41 [9]	3.76L		0:33.44 +0	
		Adam Sewell		800m	Overall	(0:11.41)				
8	6	MISS SEATTLE	7	67.3	0:09.88	0:11.90 [8]	6.54L		0:34.09 +2	
		Nathan Thomas		800m	Overall	(0:11.90)				
9	11	MOOLOOLABA	8	67.2	0:09.82	0:12.10 [7]	7.37L		0:34.37 -2	
		Justin Stanley		600m	Overall	(0:12.10)				
10	10	MYSTERY 'N' MAGIC	4	67.1	0:09.95	0:11.66 [10]	8.01L		0:33.86 -5	
		Tyler Leslight		800m	Overall	(0:11.66)				

Scratched: Inching Closer (#3)

[] Ranking at each section and finish
 -:-:- No data available at this section
 NA No data available

SCN Saddle cloth number
 DNF Did not finish
 DNT Did not track



Townsville QLD Professional
Race 6: HYGAIN OPEN Handicap - 1300m
27 February 2025 - 16:32



Track Rating: Good 4, Weather: Fine, Rail Position: +4m 1000m-WP, +2m Remainder

Section				200m				Last 600m	
Field Times				0:11.99 (0:11.99)				0:33.90	
Rank	TAB	Horse/Jockey	Barrier	Top Speed [km/h]	Fastest Section	Margin		Distance Travelled [m]	
11	12	LOVE ON SUNDAY	11	65.2	0:09.90	0:13.29 [11]	22.15L	0:36.81	-4
		Jason Taylor		800m	Overall	(0:13.29)			

Scratched: Inching Closer (#3)

[] Ranking at each section and finish
 -:-:-:- No data available at this section
 NA No data available

SCN Saddle cloth number
 DNF Did not finish
 DNT Did not track



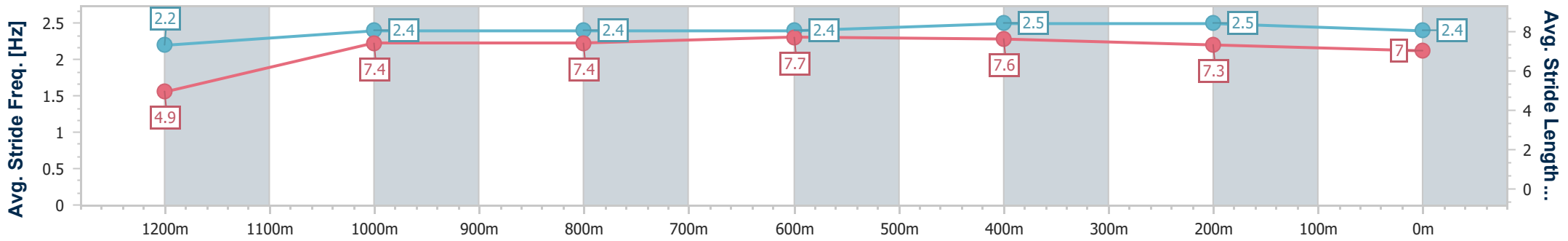
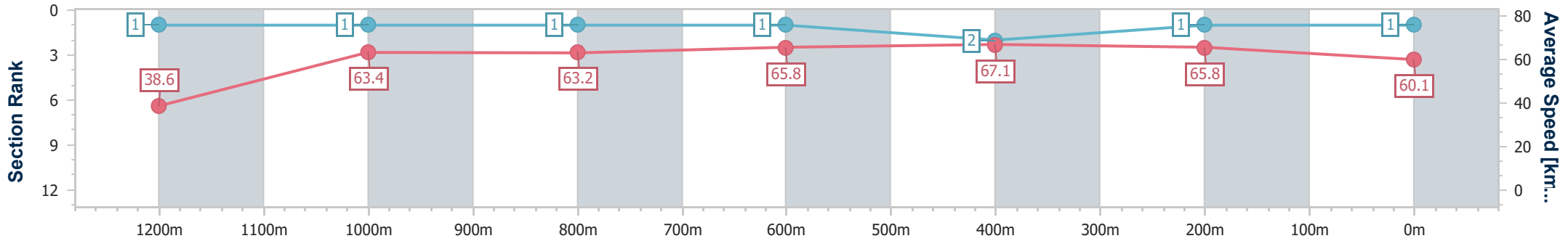
Horse/Jockey Name	Bold Type
Final Rank	1
Fastest Section Time (Section)	0:09.34 (Overall)
Top Speed [km/h] (Section)	68.8 (600m)
Race State	Finished



Townsville QLD Professional
 Race 6: HYGAIN OPEN Handicap - 1300m
 27 February 2025 - 16:32
 Track Rating: Good 4, Weather: Fine, Rail Position: +4m 1000m-WP,
 +2m Remainder



Section	Overall	1200m	1000m	800m	600m	400m	200m
Section Times	1:17.03 [1] (0:09.34)	1:07.69 [1] (0:11.37)	0:56.32 [1] (0:11.40)	0:44.92 [1] (0:11.02)	0:33.90 [1] (0:10.89)	0:23.01 [2] (0:11.02)	0:11.99 [1] (0:11.99)
Average Speed [km/h]	38.6	63.4	63.2	65.8	67.1	65.8	60.1
Top Speed [km/h]	60.8	64.8	65.0	67.5	68.8	67.4	64.1
Avg. Dist. to Rail [m]	9.7	1.9	1.4	1.8	3.1	2.2	1.2
Avg. Stride Freq. [Hz]	2.2	2.4	2.4	2.4	2.5	2.5	2.4
Avg. Stride Length [m]	4.9	7.4	7.4	7.7	7.6	7.3	7.0



- [] Ranking at each section and finish
- .-.- No data available at this section
- NA No data available



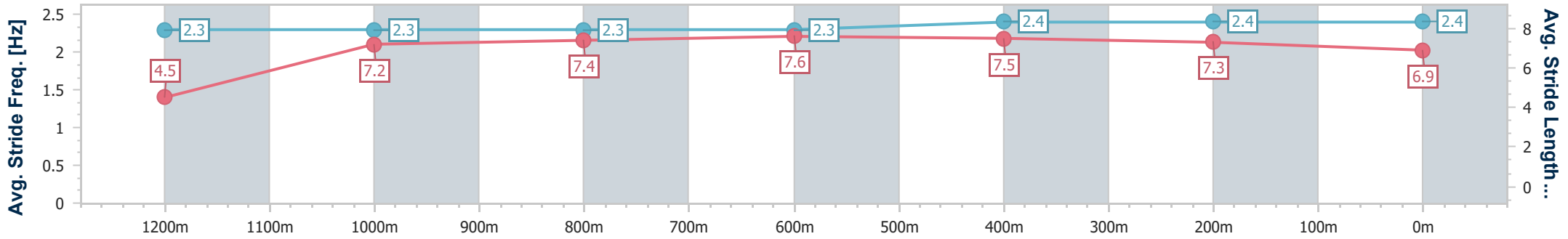
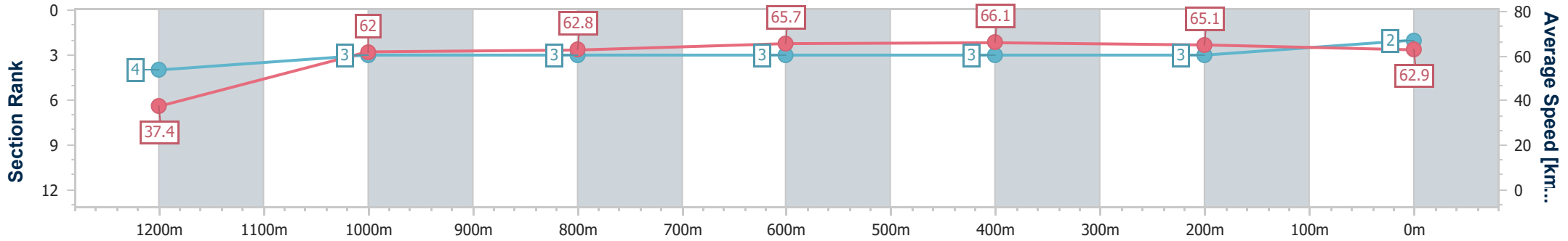
Horse/Jockey Name	Sweet Kisses
Final Rank	2
Fastest Section Time (Section)	0:09.66 (Overall)
Top Speed [km/h] (Section)	66.6 (800m)
Race State	Finished



Townsville QLD Professional
 Race 6: HYGAIN OPEN Handicap - 1300m
 27 February 2025 - 16:32
 Track Rating: Good 4, Weather: Fine, Rail Position: +4m 1000m-WP,
 +2m Remainder



Section	Overall	1200m	1000m	800m	600m	400m	200m
Section Times	1:17.11 [2] (0:09.66)	1:07.45 [4] (0:11.60)	0:55.85 [3] (0:11.42)	0:44.43 [3] (0:10.92)	0:33.51 [3] (0:10.93)	0:22.58 [3] (0:11.11)	0:11.47 [3] (0:11.47)
Average Speed [km/h]	37.4	62.0	62.8	65.7	66.1	65.1	62.9
Top Speed [km/h]	61.1	62.7	64.7	66.6	66.6	65.7	65.3
Avg. Dist. to Rail [m]	12.8	2.5	0.9	0.7	0.9	3.7	7.0
Avg. Stride Freq. [Hz]	2.3	2.3	2.3	2.3	2.4	2.4	2.4
Avg. Stride Length [m]	4.5	7.2	7.4	7.6	7.5	7.3	6.9



- [] Ranking at each section and finish
- .-.- No data available at this section
- NA No data available



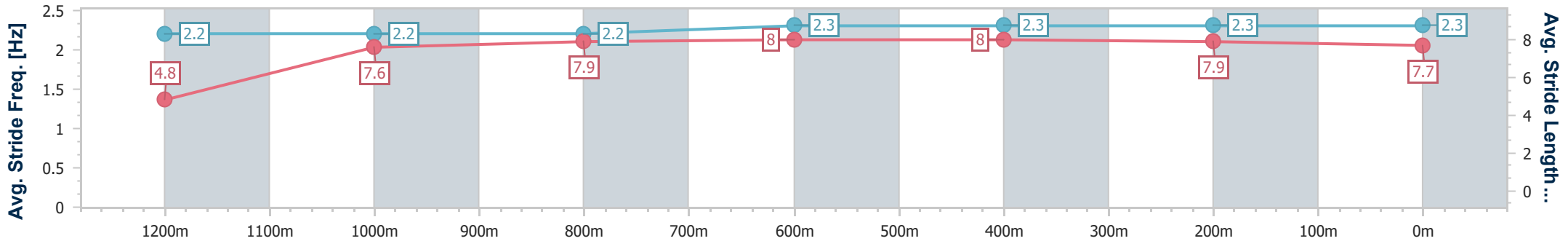
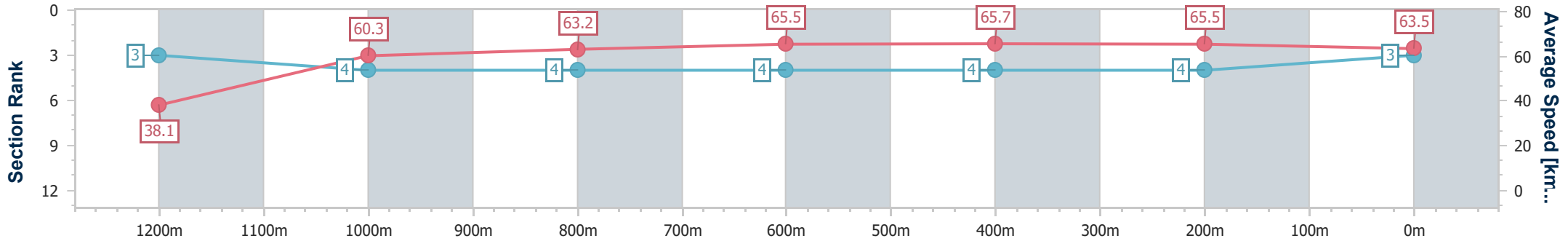
Horse/Jockey Name	Northern Pride
Final Rank	3
Fastest Section Time (Section)	0:09.46 (Overall)
Top Speed [km/h] (Section)	66.8 (600m)
Race State	Finished



Townsville QLD Professional
 Race 6: HYGAIN OPEN Handicap - 1300m
 27 February 2025 - 16:32
 Track Rating: Good 4, Weather: Fine, Rail Position: +4m 1000m-WP,
 +2m Remainder



Section	Overall	1200m	1000m	800m	600m	400m	200m
Section Times	1:17.14 [3] (0:09.46)	1:07.68 [3] (0:11.91)	0:55.77 [4] (0:11.42)	0:44.35 [4] (0:10.98)	0:33.37 [4] (0:10.99)	0:22.38 [4] (0:11.04)	0:11.34 [4] (0:11.34)
Average Speed [km/h]	38.1	60.3	63.2	65.5	65.7	65.5	63.5
Top Speed [km/h]	58.6	62.5	64.2	66.5	66.8	66.7	65.1
Avg. Dist. to Rail [m]	7.4	0.7	1.0	0.1	0.7	3.8	7.3
Avg. Stride Freq. [Hz]	2.2	2.2	2.2	2.3	2.3	2.3	2.3
Avg. Stride Length [m]	4.8	7.6	7.9	8.0	8.0	7.9	7.7



- [] Ranking at each section and finish
- .-.- No data available at this section
- NA No data available



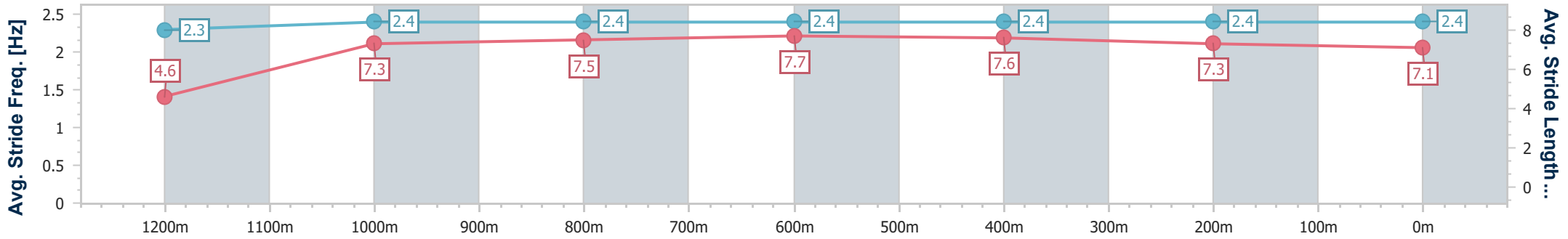
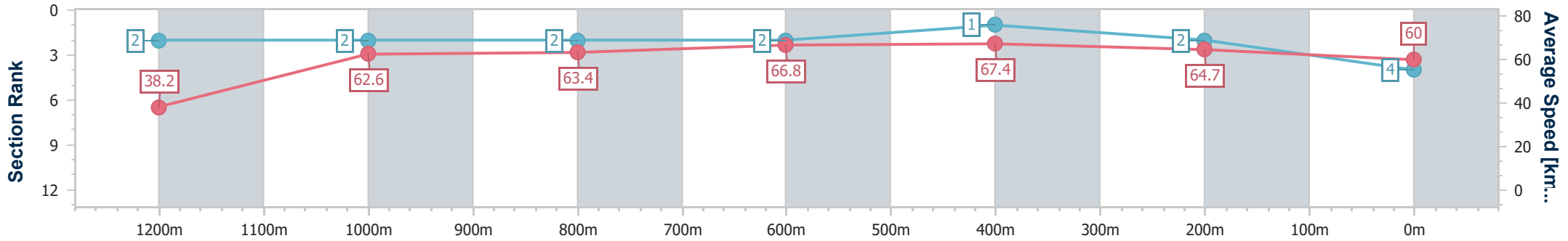
Horse/Jockey Name	Stick To Your Guns
Final Rank	4
Fastest Section Time (Section)	0:09.45 (Overall)
Top Speed [km/h] (Section)	68.9 (600m)
Race State	Finished



Townsville QLD Professional
 Race 6: HYGAIN OPEN Handicap - 1300m
 27 February 2025 - 16:32
 Track Rating: Good 4, Weather: Fine, Rail Position: +4m 1000m-WP, +2m Remainder



Section	Overall	1200m	1000m	800m	600m	400m	200m
Section Times	1:17.19 [4] (0:09.45)	1:07.74 [2] (0:11.47)	0:56.27 [2] (0:11.40)	0:44.87 [2] (0:10.86)	0:34.01 [2] (0:10.81)	0:23.20 [1] (0:11.20)	0:12.00 [2] (0:12.00)
Average Speed [km/h]	38.2	62.6	63.4	66.8	67.4	64.7	60.0
Top Speed [km/h]	60.6	63.9	66.6	68.4	68.9	66.3	63.3
Avg. Dist. to Rail [m]	9.3	1.8	1.6	1.5	2.4	4.4	5.4
Avg. Stride Freq. [Hz]	2.3	2.4	2.4	2.4	2.4	2.4	2.4
Avg. Stride Length [m]	4.6	7.3	7.5	7.7	7.6	7.3	7.1



- [] Ranking at each section and finish
- .-.- No data available at this section
- NA No data available



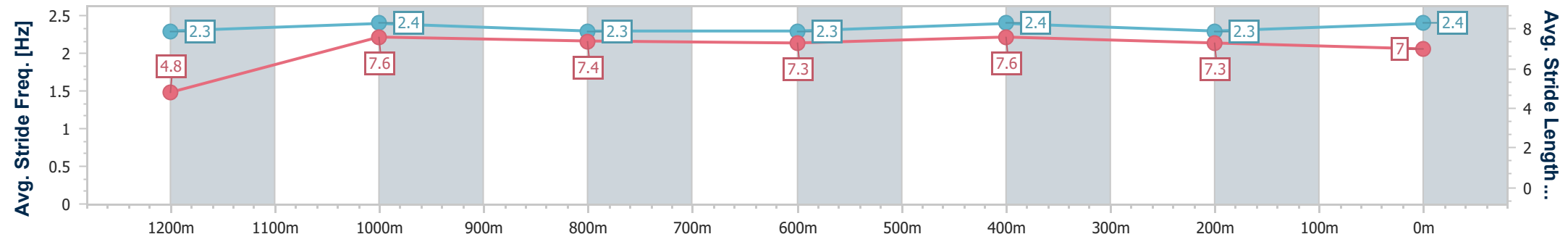
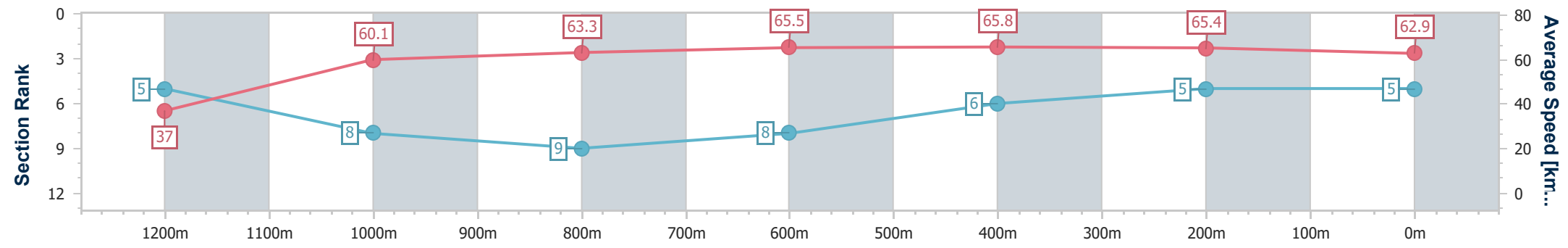
Horse/Jockey Name	Castile
Final Rank	5
Fastest Section Time (Section)	0:09.75 (Overall)
Top Speed [km/h] (Section)	67.1 (600m)
Race State	Finished



Townsville QLD Professional
 Race 6: HYGAIN OPEN Handicap - 1300m
 27 February 2025 - 16:32
 Track Rating: Good 4, Weather: Fine, Rail Position: +4m 1000m-WP, +2m Remainder



Section	Overall	1200m	1000m	800m	600m	400m	200m
Section Times	1:17.52 [5] (0:09.75)	1:07.77 [5] (0:11.95)	0:55.82 [8] (0:11.37)	0:44.45 [9] (0:11.00)	0:33.45 [8] (0:10.97)	0:22.48 [6] (0:11.03)	0:11.45 [5] (0:11.45)
Average Speed [km/h]	37.0	60.1	63.3	65.5	65.8	65.4	62.9
Top Speed [km/h]	57.9	61.9	65.5	66.5	67.1	66.4	64.9
Avg. Dist. to Rail [m]	6.8	0.8	1.0	0.3	0.6	2.1	2.3
Avg. Stride Freq. [Hz]	2.3	2.4	2.3	2.3	2.4	2.3	2.4
Avg. Stride Length [m]	4.8	7.6	7.4	7.3	7.6	7.3	7.0



- [] Ranking at each section and finish
- .-.- No data available at this section
- NA No data available



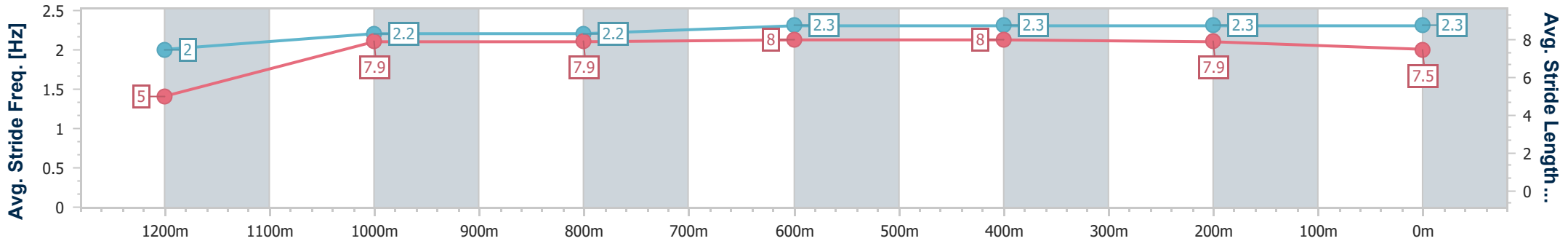
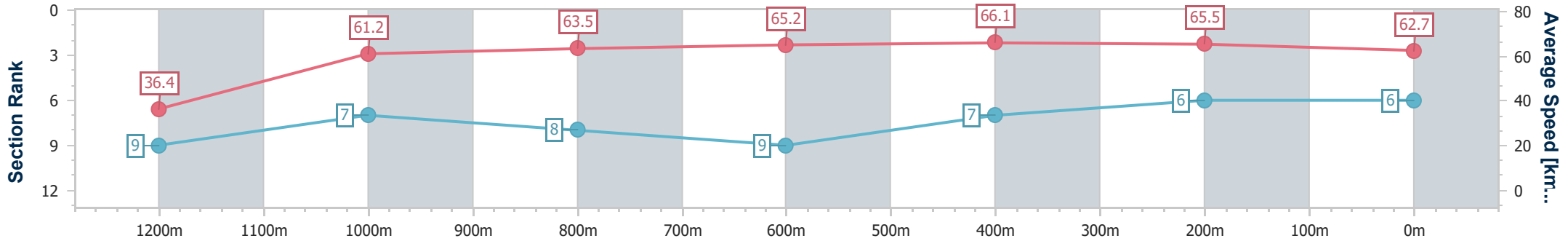
Horse/Jockey Name	Devil Kick
Final Rank	6
Fastest Section Time (Section)	0:09.91 (Overall)
Top Speed [km/h] (Section)	67.0 (600m)
Race State	Finished



Townsville QLD Professional
Race 6: HYGAIN OPEN Handicap - 1300m
 27 February 2025 - 16:32
 Track Rating: Good 4, Weather: Fine, Rail Position: +4m 1000m-WP,
 +2m Remainder



Section	Overall	1200m	1000m	800m	600m	400m	200m
Section Times	1:17.66 [6] (0:09.91)	1:07.75 [9] (0:11.76)	0:55.99 [7] (0:11.39)	0:44.60 [8] (0:11.08)	0:33.52 [9] (0:10.98)	0:22.54 [7] (0:11.07)	0:11.47 [6] (0:11.47)
Average Speed [km/h]	36.4	61.2	63.5	65.2	66.1	65.5	62.7
Top Speed [km/h]	58.9	62.2	64.8	66.6	67.0	66.3	65.1
Avg. Dist. to Rail [m]	6.5	0.9	1.4	0.9	1.6	4.0	6.0
Avg. Stride Freq. [Hz]	2.0	2.2	2.2	2.3	2.3	2.3	2.3
Avg. Stride Length [m]	5.0	7.9	7.9	8.0	8.0	7.9	7.5



- [] Ranking at each section and finish
- .-.- No data available at this section
- NA No data available



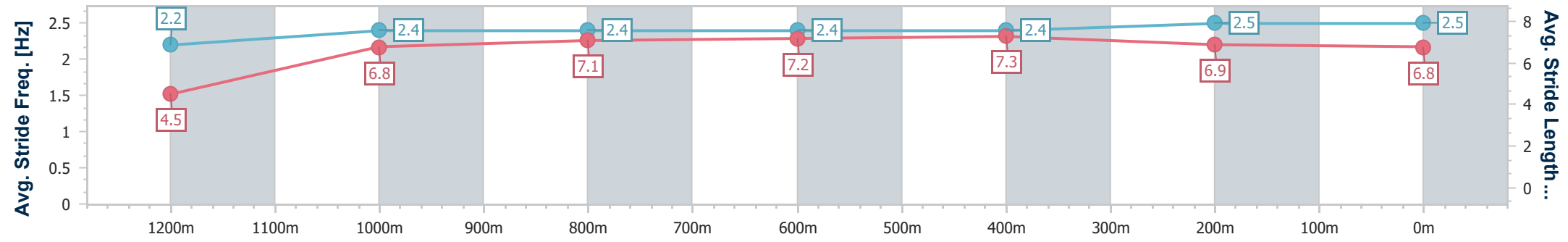
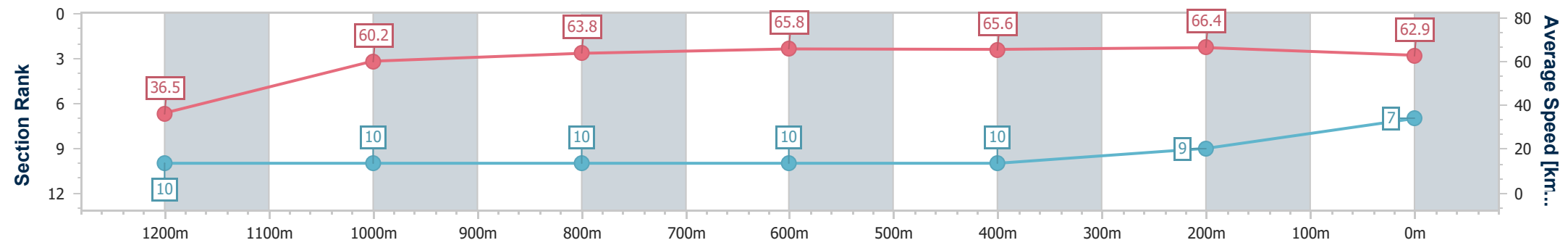
Horse/Jockey Name	Reggie's Boy
Final Rank	7
Fastest Section Time (Section)	0:09.93 (Overall)
Top Speed [km/h] (Section)	67.6 (800m)
Race State	Finished



Townsville QLD Professional
 Race 6: HYGAIN OPEN Handicap - 1300m
 27 February 2025 - 16:32
 Track Rating: Good 4, Weather: Fine, Rail Position: +4m 1000m-WP, +2m Remainder



Section	Overall	1200m	1000m	800m	600m	400m	200m
Section Times	1:17.67 [7] (0:09.93)	1:07.74 [10] (0:11.96)	0:55.78 [10] (0:11.36)	0:44.42 [10] (0:10.98)	0:33.44 [10] (0:11.10)	0:22.34 [10] (0:10.93)	0:11.41 [9] (0:11.41)
Average Speed [km/h]	36.5	60.2	63.8	65.8	65.6	66.4	62.9
Top Speed [km/h]	59.0	61.2	65.8	67.6	66.3	67.0	65.3
Avg. Dist. to Rail [m]	13.6	3.4	1.3	1.0	2.0	5.9	8.8
Avg. Stride Freq. [Hz]	2.2	2.4	2.4	2.4	2.4	2.5	2.5
Avg. Stride Length [m]	4.5	6.8	7.1	7.2	7.3	6.9	6.8



- [] Ranking at each section and finish
- .-.- No data available at this section
- NA No data available



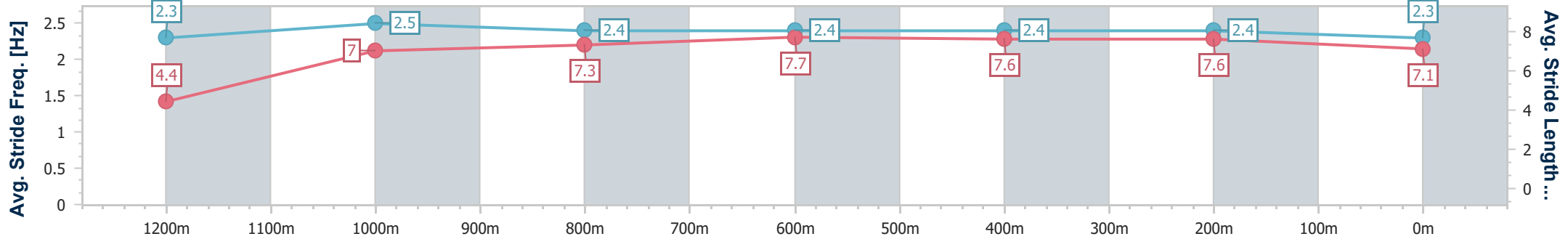
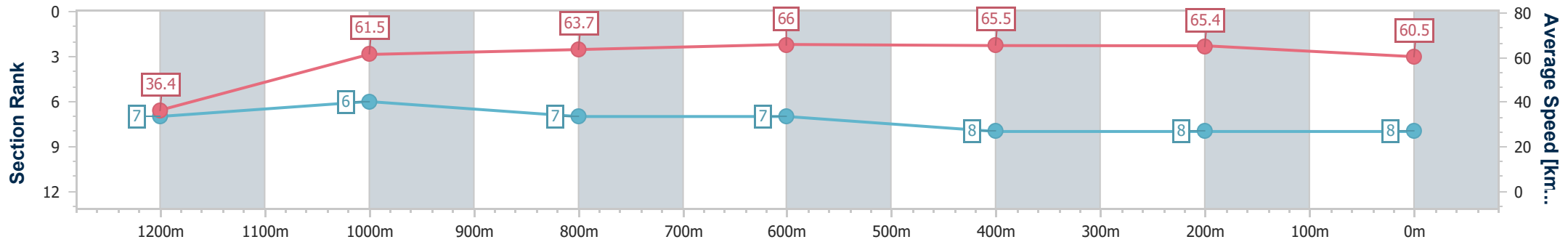
Horse/Jockey Name	Miss Seattle
Final Rank	8
Fastest Section Time (Section)	0:09.88 (Overall)
Top Speed [km/h] (Section)	67.3 (800m)
Race State	Finished



Townsville QLD Professional
 Race 6: HYGAIN OPEN Handicap - 1300m
 27 February 2025 - 16:32
 Track Rating: Good 4, Weather: Fine, Rail Position: +4m 1000m-WP, +2m Remainder



Section	Overall	1200m	1000m	800m	600m	400m	200m
Section Times	1:18.14 [8] (0:09.88)	1:08.26 [7] (0:11.72)	0:56.54 [6] (0:11.46)	0:45.08 [7] (0:10.99)	0:34.09 [7] (0:11.10)	0:22.99 [8] (0:11.09)	0:11.90 [8] (0:11.90)
Average Speed [km/h]	36.4	61.5	63.7	66.0	65.5	65.4	60.5
Top Speed [km/h]	61.6	62.4	65.8	67.3	66.4	66.3	63.4
Avg. Dist. to Rail [m]	11.3	2.3	2.7	1.8	2.1	4.9	6.8
Avg. Stride Freq. [Hz]	2.3	2.5	2.4	2.4	2.4	2.4	2.3
Avg. Stride Length [m]	4.4	7.0	7.3	7.7	7.6	7.6	7.1



- [] Ranking at each section and finish
- .-.- No data available at this section
- NA No data available



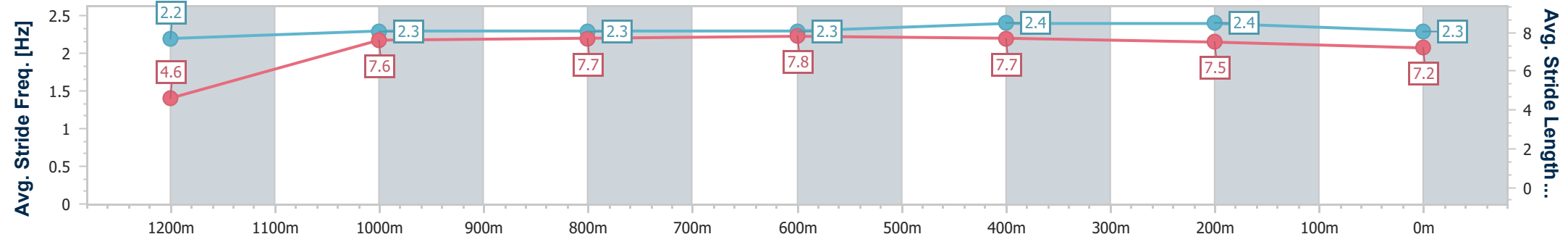
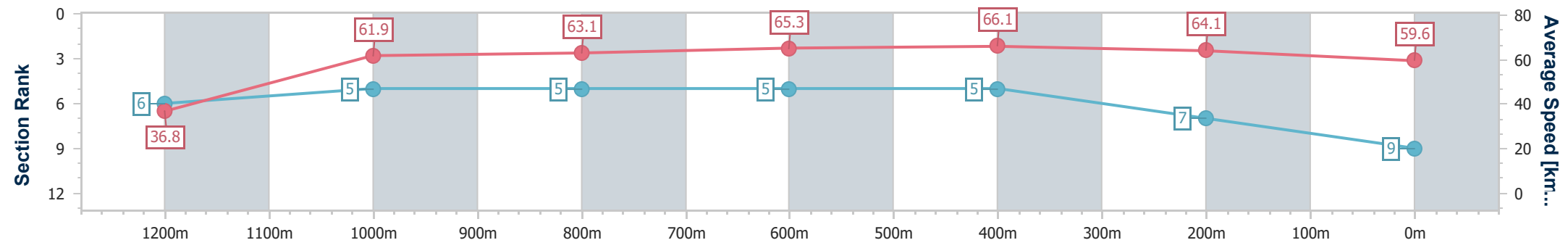
Horse/Jockey Name	Mooloolaba
Final Rank	9
Fastest Section Time (Section)	0:09.82 (Overall)
Top Speed [km/h] (Section)	67.2 (600m)
Race State	Finished



Townsville QLD Professional
 Race 6: HYGAIN OPEN Handicap - 1300m
 27 February 2025 - 16:32
 Track Rating: Good 4, Weather: Fine, Rail Position: +4m 1000m-WP,
 +2m Remainder



Section	Overall	1200m	1000m	800m	600m	400m	200m
Section Times	1:18.29 [9] (0:09.82)	1:08.47 [6] (0:11.61)	0:56.86 [5] (0:11.39)	0:45.47 [5] (0:11.10)	0:34.37 [5] (0:11.00)	0:23.37 [5] (0:11.27)	0:12.10 [7] (0:12.10)
Average Speed [km/h]	36.8	61.9	63.1	65.3	66.1	64.1	59.6
Top Speed [km/h]	60.8	63.2	64.8	67.2	67.2	65.6	62.7
Avg. Dist. to Rail [m]	9.9	0.7	1.1	1.2	2.1	4.1	4.9
Avg. Stride Freq. [Hz]	2.2	2.3	2.3	2.3	2.4	2.4	2.3
Avg. Stride Length [m]	4.6	7.6	7.7	7.8	7.7	7.5	7.2



- [] Ranking at each section and finish
- .-.- No data available at this section
- NA No data available



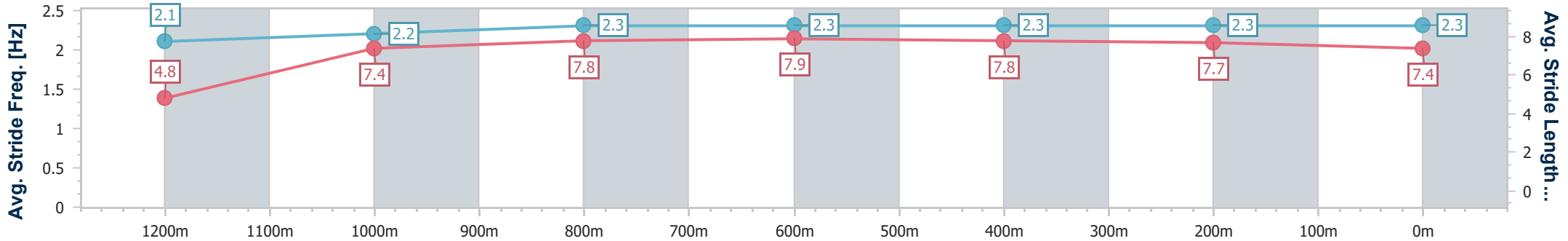
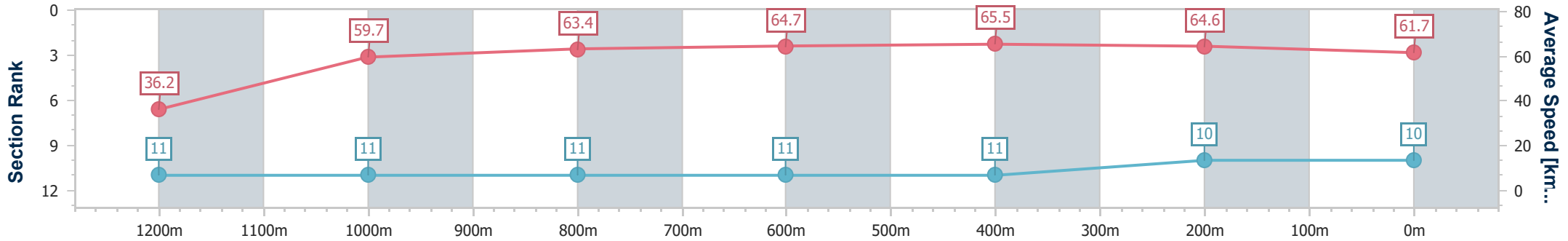
Horse/Jockey Name	Mystery 'N' Magic
Final Rank	10
Fastest Section Time (Section)	0:09.95 (Overall)
Top Speed [km/h] (Section)	67.1 (800m)
Race State	Finished



Townsville QLD Professional
 Race 6: HYGAIN OPEN Handicap - 1300m
 27 February 2025 - 16:32
 Track Rating: Good 4, Weather: Fine, Rail Position: +4m 1000m-WP,
 +2m Remainder



Section	Overall	1200m	1000m	800m	600m	400m	200m
Section Times	1:18.39 [10] (0:09.95)	1:08.44 [11] (0:12.10)	0:56.34 [11] (0:11.35)	0:44.99 [11] (0:11.13)	0:33.86 [11] (0:11.03)	0:22.83 [11] (0:11.17)	0:11.66 [10] (0:11.66)
Average Speed [km/h]	36.2	59.7	63.4	64.7	65.5	64.6	61.7
Top Speed [km/h]	59.3	61.2	64.8	67.1	66.9	65.8	63.4
Avg. Dist. to Rail [m]	9.2	2.1	0.8	0.2	0.7	1.6	1.7
Avg. Stride Freq. [Hz]	2.1	2.2	2.3	2.3	2.3	2.3	2.3
Avg. Stride Length [m]	4.8	7.4	7.8	7.9	7.8	7.7	7.4



- [] Ranking at each section and finish
- .-.- No data available at this section
- NA No data available



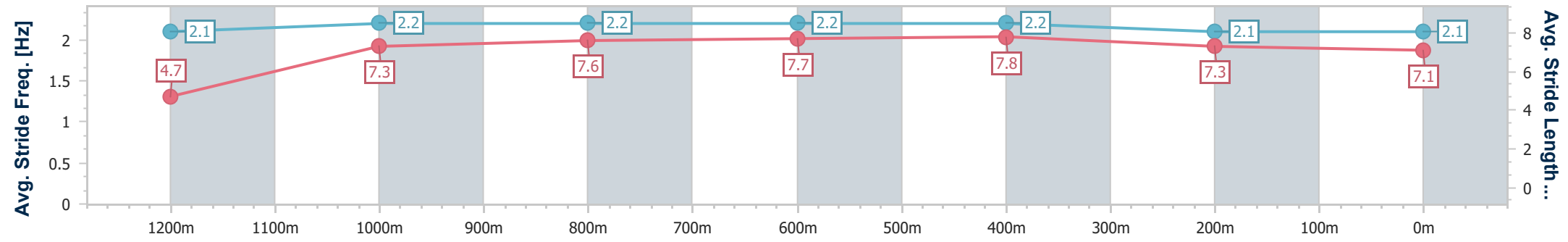
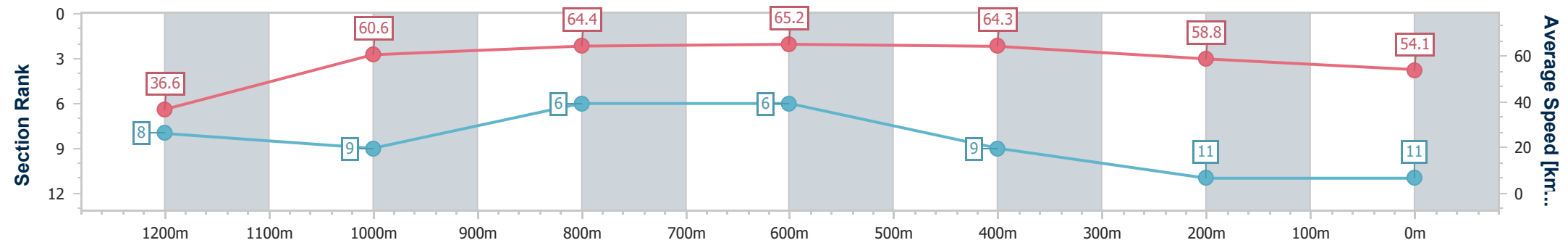
Horse/Jockey Name	Love On Sunday
Final Rank	11
Fastest Section Time (Section)	0:09.90 (Overall)
Top Speed [km/h] (Section)	65.2 (800m)
Race State	Finished



Townsville QLD Professional
 Race 6: HYGAIN OPEN Handicap - 1300m
 27 February 2025 - 16:32
 Track Rating: Good 4, Weather: Fine, Rail Position: +4m 1000m-WP,
 +2m Remainder



Section	Overall	1200m	1000m	800m	600m	400m	200m
Section Times	1:20.80 [11] (0:09.90)	1:10.90 [8] (0:11.87)	0:59.03 [9] (0:11.21)	0:47.82 [6] (0:11.01)	0:36.81 [6] (0:11.23)	0:25.58 [9] (0:12.29)	0:13.29 [11] (0:13.29)
Average Speed [km/h]	36.6	60.6	64.4	65.2	64.3	58.8	54.1
Top Speed [km/h]	58.0	61.7	64.5	65.2	65.1	61.2	57.7
Avg. Dist. to Rail [m]	15.1	3.4	0.8	0.6	0.8	2.9	2.9
Avg. Stride Freq. [Hz]	2.1	2.2	2.2	2.2	2.2	2.1	2.1
Avg. Stride Length [m]	4.7	7.3	7.6	7.7	7.8	7.3	7.1



- [] Ranking at each section and finish
- .-.- No data available at this section
- NA No data available



Townsville QLD Professional

Race 7: MITAVITE RATINGS BAND 0 - 55 Handicap - 1200m



27 February 2025 - 17:10

Track Rating: Good 4, Weather: Fine, Rail Position: +4m 1000m-WP, +2m Remainder

Section		Overall											Last 600m	
Field Times		1:10.22											0:34.63	
		(0:13.67)												
		0:56.55												
		(0:10.75)												
		0:45.80												
		(0:11.17)												
		0:34.63												
		(0:11.47)												
		0:23.16												
		(0:11.63)												
		0:11.53												
		(0:11.53)												
Rank	TAB	Horse/Jockey	Barrier	Top Speed [km/h]	Fastest Section	Overall	1000m	800m	600m	400m	200m	Margin	Distance Travelled [m]	
1	15	SPONTANEOUS CHOICE	6	66.8	0:10.84	1:10.22 [1]	0:56.35 [6]	0:45.51 [4]	0:34.32 [4]	0:22.93 [3]	0:11.53 [1]	1:10.22	0:34.32	
		Sean Cormack		1000m	1000m	(0:13.87)	(0:10.84)	(0:11.19)	(0:11.39)	(0:11.40)	(0:11.53)			
2	13	ELLEVES	3	67.6	0:10.92	1:10.56 [2]	0:56.89 [1]	0:45.97 [2]	0:34.74 [2]	0:23.24 [4]	0:11.65 [6]	1.97L	0:34.74 +6	
		Nathan Thomas		800m	1000m	(0:13.67)	(0:10.92)	(0:11.23)	(0:11.50)	(0:11.59)	(0:11.65)			
3	6	CONVERTOR	7	68.3	0:10.90	1:10.61 [3]	0:56.59 [7]	0:45.69 [6]	0:34.45 [6]	0:23.18 [6]	0:11.83 [4]	2.28L	0:34.45 +2	
		Denicious Smith		1000m	1000m	(0:14.02)	(0:10.90)	(0:11.24)	(0:11.27)	(0:11.35)	(0:11.83)			
4	9	CRAICARO	13	66.6	0:11.10	1:10.65 [4]	0:56.08 [14]	0:44.98 [14]	0:33.82 [14]	0:22.70 [14]	0:11.52 [10]	2.49L	0:33.82 -2	
		Jackson Murphy		1000m	1000m	(0:14.57)	(0:11.10)	(0:11.16)	(0:11.12)	(0:11.18)	(0:11.52)			
5	5	PELSAERT	2	67.6	0:10.72	1:10.75 [5]	0:57.05 [2]	0:46.33 [1]	0:35.16 [1]	0:23.69 [1]	0:12.03 [2]	3.12L	0:35.16 +1	
		Amanda Thomson		1000m	1000m	(0:13.70)	(0:10.72)	(0:11.17)	(0:11.47)	(0:11.66)	(0:12.03)			
6	7	KING RUPERT	1	67.5	0:10.94	1:10.89 [6]	0:57.13 [4]	0:46.19 [3]	0:35.01 [3]	0:23.66 [2]	0:12.16 [3]	3.94L	0:35.01 -4	
		McKenzie Apel		800m	1000m	(0:13.76)	(0:10.94)	(0:11.18)	(0:11.35)	(0:11.50)	(0:12.16)			
7	11	EXCITE CHOO	9	67.1	0:10.90	1:10.89 [7]	0:56.76 [9]	0:45.86 [9]	0:34.63 [8]	0:23.37 [7]	0:11.87 [8]	3.95L	0:34.63 -1	
		Jason Taylor		1000m	1000m	(0:14.13)	(0:10.90)	(0:11.23)	(0:11.26)	(0:11.50)	(0:11.87)			
8	4	HE GOES BOOM	10	68.1	0:10.91	1:10.90 [8]	0:56.72 [11]	0:45.81 [10]	0:34.61 [10]	0:23.34 [8]	0:11.86 [9]	3.97L	0:34.61 +4	
		Ashley Butler		1000m	1000m	(0:14.18)	(0:10.91)	(0:11.20)	(0:11.27)	(0:11.48)	(0:11.86)			
9	10	LET'S RIDE	5	68.9	0:11.00	1:10.94 [9]	0:57.08 [5]	0:46.08 [5]	0:34.91 [5]	0:23.56 [5]	0:12.09 [5]	4.2L	0:34.91 +8	
		Justin Stanley		1000m	1000m	(0:13.86)	(0:11.00)	(0:11.17)	(0:11.35)	(0:11.47)	(0:12.09)			
10	3	PLATINUM FIELD	11	67.4	0:11.09	1:11.02 [10]	0:56.94 [8]	0:45.85 [11]	0:34.50 [13]	0:23.31 [12]	0:11.73 [13]	4.69L	0:34.50 +6	
		Wanderson D'Avila		1000m	1000m	(0:14.08)	(0:11.09)	(0:11.35)	(0:11.19)	(0:11.58)	(0:11.73)			

Scratched: Lucky Jim (#8), Look At Rosa (#14), Desert Grit (#12)

[] Ranking at each section and finish
 -:-:- No data available at this section
 NA No data available

SCN Saddle cloth number
 DNF Did not finish
 DNT Did not track



Townsville QLD Professional

Race 7: MITAVITE RATINGS BAND 0 - 55 Handicap - 1200m



27 February 2025 - 17:10

Track Rating: Good 4, Weather: Fine, Rail Position: +4m 1000m-WP, +2m Remainder

Section		Overall	1000m	800m	600m	400m	200m	Last 600m					
Field Times		1:10.22 (0:13.67)	0:56.55 (0:10.75)	0:45.80 (0:11.17)	0:34.63 (0:11.47)	0:23.16 (0:11.63)	0:11.53 (0:11.53)	0:34.63					
Rank	TAB Horse/Jockey	Barrier	Top Speed [km/h]	Fastest Section	Margin							Distance Travelled [m]	
11	17 WEMYSS Ryan Wiggins	14	66.8 800m	0:10.98 1000m	1:11.05 [11] (0:14.34)	0:56.71 [12] (0:10.98)	0:45.73 [12] (0:11.14)	0:34.59 [11] (0:11.41)	0:23.18 [13] (0:11.32)	0:11.86 [12] (0:11.86)	4.84L	0:34.59	+4
12	1 KIDSTON Micheal McDonald	12	67.4 1000m	0:10.87 1000m	1:11.16 [12] (0:14.48)	0:56.68 [13] (0:10.87)	0:45.81 [13] (0:11.13)	0:34.68 [12] (0:11.19)	0:23.49 [11] (0:11.34)	0:12.15 [7] (0:12.15)	5.54L	0:34.68	-3
13	2 ANOTHER JACK Olivia Kendal	4	67.9 1000m	0:10.83 1000m	1:11.24 [13] (0:14.16)	0:57.08 [10] (0:10.83)	0:46.25 [8] (0:11.18)	0:35.07 [7] (0:11.39)	0:23.68 [8] (0:11.58)	0:12.10 [11] (0:12.10)	5.99L	0:35.07	-7
14	16 FAST MISSILE Aidan Holt	8	67.4 Overall	0:11.21 1000m	1:11.67 [14] (0:13.72)	0:57.95 [3] (0:11.21)	0:46.74 [7] (0:11.35)	0:35.39 [9] (0:11.33)	0:24.06 [10] (0:11.68)	0:12.38 [14] (0:12.38)	8.49L	0:35.39	+9

Scratched: Lucky Jim (#8), Look At Rosa (#14), Desert Grit (#12)

[] Ranking at each section and finish
 -:-:-:- No data available at this section
 NA No data available

SCN Saddle cloth number
 DNF Did not finish
 DNT Did not track



Horse/Jockey Name	Spontaneous Choice
Final Rank	1
Fastest Section Time (Section)	0:10.84 (1000m)
Top Speed [km/h] (Section)	66.8 (1000m)
Race State	Finished



Townsville QLD Professional

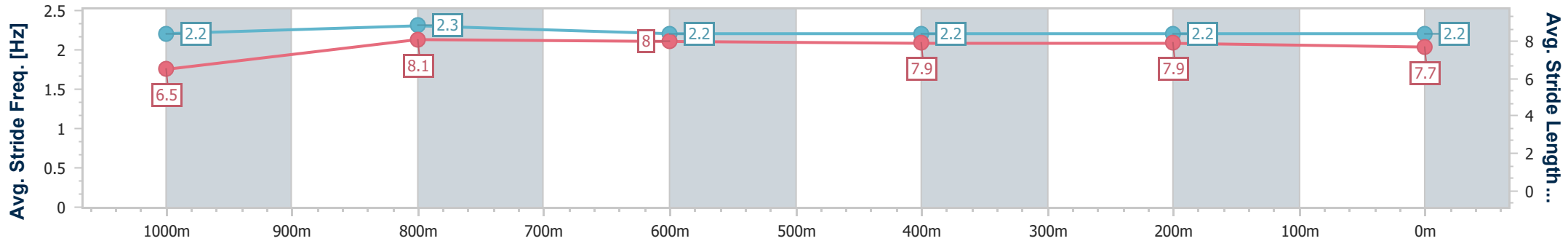
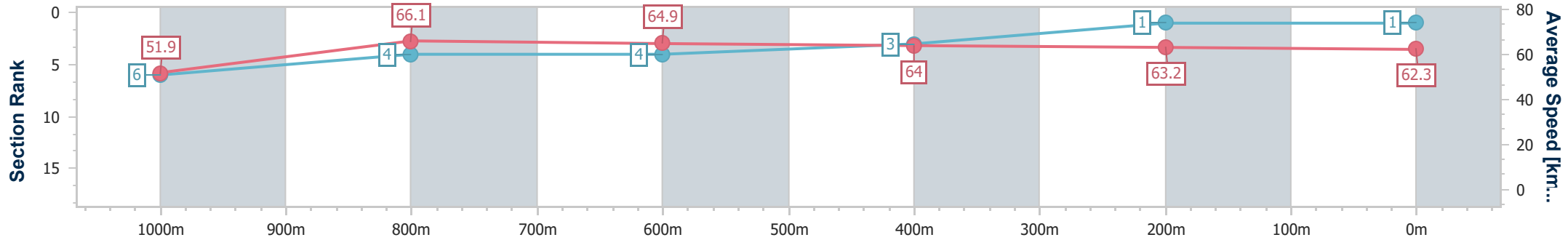
Race 7: MITAVITE RATINGS BAND 0 - 55 Handicap - 1200m

27 February 2025 - 17:10

Track Rating: Good 4, Weather: Fine, Rail Position: +4m 1000m-WP, +2m Remainder



Section	Overall	1000m	800m	600m	400m	200m
Section Times	1:10.22 [1] (0:13.87)	0:56.35 [6] (0:10.84)	0:45.51 [4] (0:11.19)	0:34.32 [4] (0:11.39)	0:22.93 [3] (0:11.40)	0:11.53 [1] (0:11.53)
Average Speed [km/h]	51.9	66.1	64.9	64.0	63.2	62.3
Top Speed [km/h]	66.1	66.8	66.3	65.3	64.1	64.6
Avg. Dist. to Rail [m]	3.8	1.1	2.0	1.9	0.5	0.5
Avg. Stride Freq. [Hz]	2.2	2.3	2.2	2.2	2.2	2.2
Avg. Stride Length [m]	6.5	8.1	8.0	7.9	7.9	7.7



- [] Ranking at each section and finish
- .-.- No data available at this section
- NA No data available



Horse/Jockey Name	Elleves
Final Rank	2
Fastest Section Time (Section)	0:10.92 (1000m)
Top Speed [km/h] (Section)	67.6 (800m)
Race State	Finished



Townsville QLD Professional

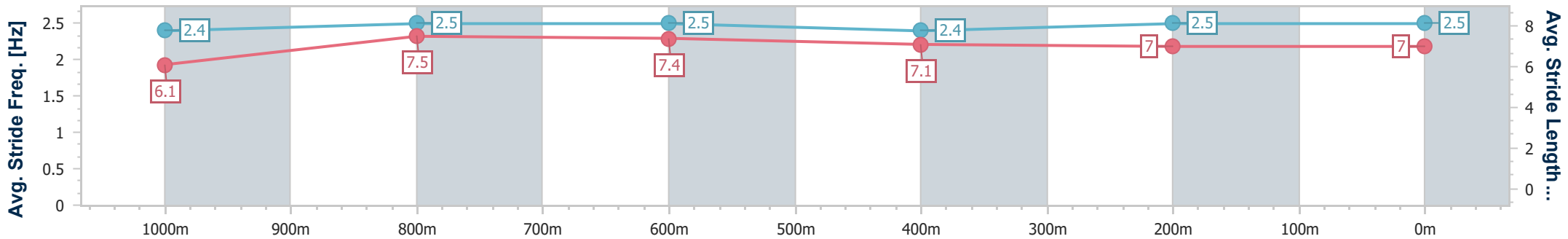
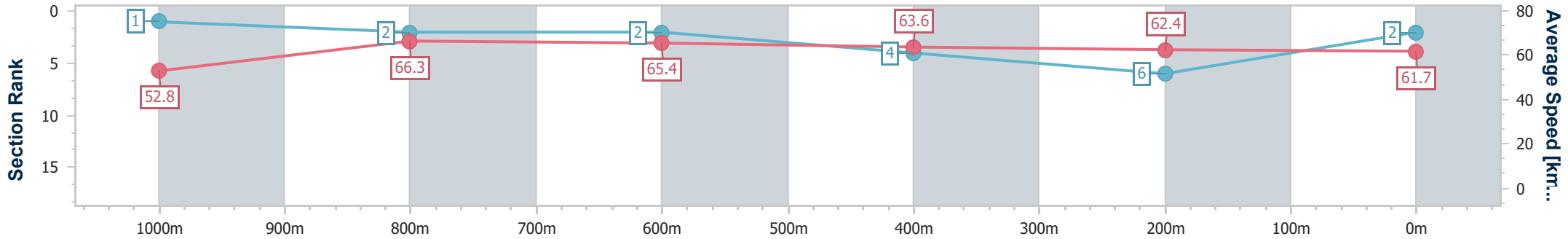
Race 7: MITAVITE RATINGS BAND 0 - 55 Handicap - 1200m

27 February 2025 - 17:10

Track Rating: Good 4, Weather: Fine, Rail Position: +4m 1000m-WP, +2m Remainder



Section	Overall	1000m	800m	600m	400m	200m
Section Times	1:10.56 [2] (0:13.67)	0:56.89 [1] (0:10.92)	0:45.97 [2] (0:11.23)	0:34.74 [2] (0:11.50)	0:23.24 [4] (0:11.59)	0:11.65 [6] (0:11.65)
Average Speed [km/h]	52.8	66.3	65.4	63.6	62.4	61.7
Top Speed [km/h]	66.4	67.4	67.6	66.2	62.8	62.7
Avg. Dist. to Rail [m]	3.4	1.4	4.4	3.2	3.8	5.9
Avg. Stride Freq. [Hz]	2.4	2.5	2.5	2.4	2.5	2.5
Avg. Stride Length [m]	6.1	7.5	7.4	7.1	7.0	7.0



- [] Ranking at each section and finish
- .-.- No data available at this section
- NA No data available



Horse/Jockey Name	Convertor
Final Rank	3
Fastest Section Time (Section)	0:10.90 (1000m)
Top Speed [km/h] (Section)	68.3 (1000m)
Race State	Finished



Townsville QLD Professional

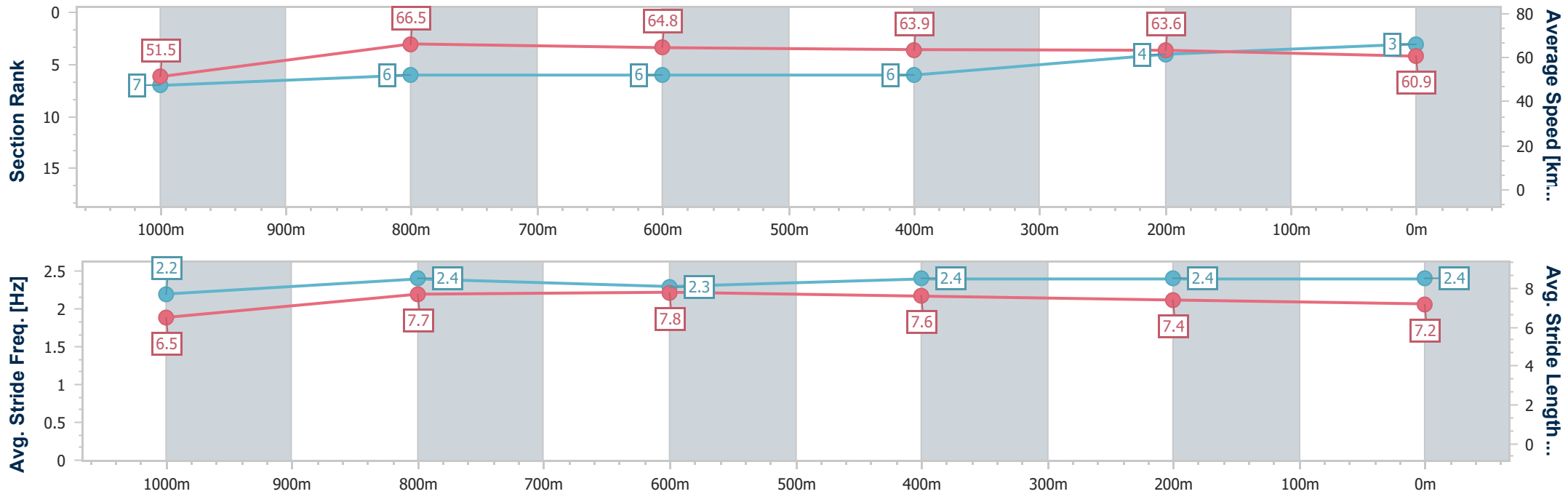
Race 7: MITAVITE RATINGS BAND 0 - 55 Handicap - 1200m

27 February 2025 - 17:10

Track Rating: Good 4, Weather: Fine, Rail Position: +4m 1000m-WP, +2m Remainder



Section	Overall	1000m	800m	600m	400m	200m
Section Times	1:10.61 [3] (0:14.02)	0:56.59 [7] (0:10.90)	0:45.69 [6] (0:11.24)	0:34.45 [6] (0:11.27)	0:23.18 [6] (0:11.35)	0:11.83 [4] (0:11.83)
Average Speed [km/h]	51.5	66.5	64.8	63.9	63.6	60.9
Top Speed [km/h]	66.2	68.3	66.2	66.8	64.5	63.6
Avg. Dist. to Rail [m]	4.2	1.3	2.6	0.4	3.0	6.5
Avg. Stride Freq. [Hz]	2.2	2.4	2.3	2.4	2.4	2.4
Avg. Stride Length [m]	6.5	7.7	7.8	7.6	7.4	7.2



- [] Ranking at each section and finish
- .-.- No data available at this section
- NA No data available



Horse/Jockey Name	Craicaro
Final Rank	4
Fastest Section Time (Section)	0:11.10 (1000m)
Top Speed [km/h] (Section)	66.6 (1000m)
Race State	Finished



Townsville QLD Professional

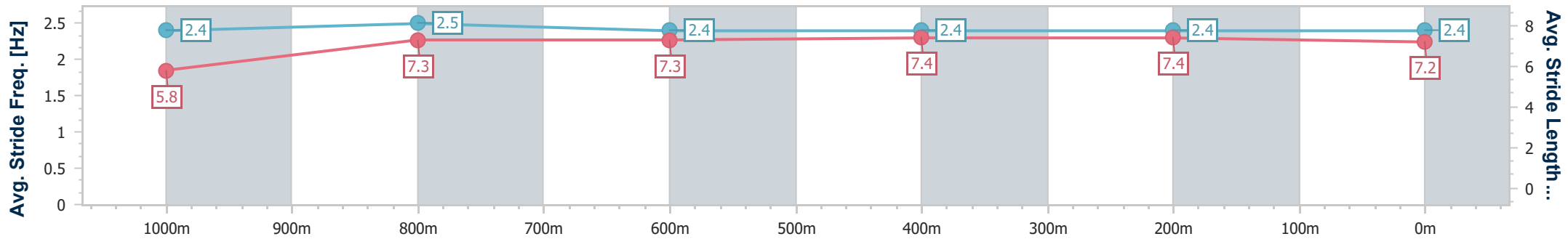
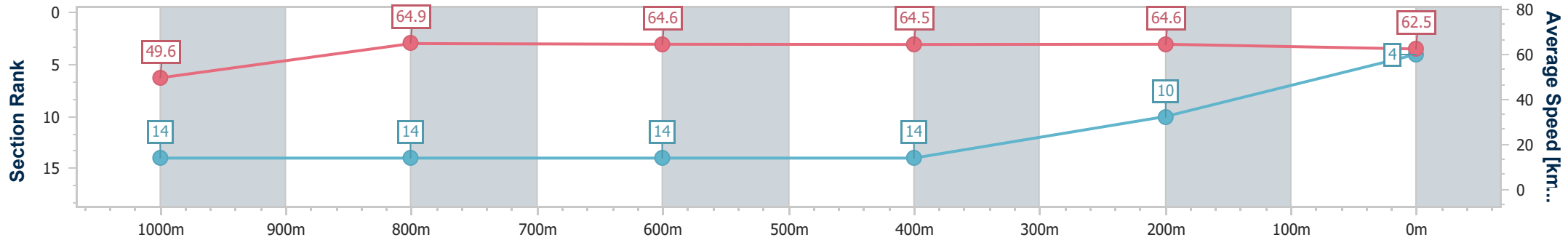
Race 7: MITAVITE RATINGS BAND 0 - 55 Handicap - 1200m

27 February 2025 - 17:10

Track Rating: Good 4, Weather: Fine, Rail Position: +4m 1000m-WP, +2m Remainder



Section	Overall	1000m	800m	600m	400m	200m
Section Times	1:10.65 [4] (0:14.57)	0:56.08 [14] (0:11.10)	0:44.98 [14] (0:11.16)	0:33.82 [14] (0:11.12)	0:22.70 [14] (0:11.18)	0:11.52 [10] (0:11.52)
Average Speed [km/h]	49.6	64.9	64.6	64.5	64.6	62.5
Top Speed [km/h]	66.6	66.6	66.0	66.6	65.1	64.1
Avg. Dist. to Rail [m]	7.7	0.7	0.5	0.4	1.8	1.1
Avg. Stride Freq. [Hz]	2.4	2.5	2.4	2.4	2.4	2.4
Avg. Stride Length [m]	5.8	7.3	7.3	7.4	7.4	7.2



- [] Ranking at each section and finish
- .-.- No data available at this section
- NA No data available



Horse/Jockey Name	Pelsaert
Final Rank	5
Fastest Section Time (Section)	0:10.72 (1000m)
Top Speed [km/h] (Section)	67.6 (1000m)
Race State	Finished

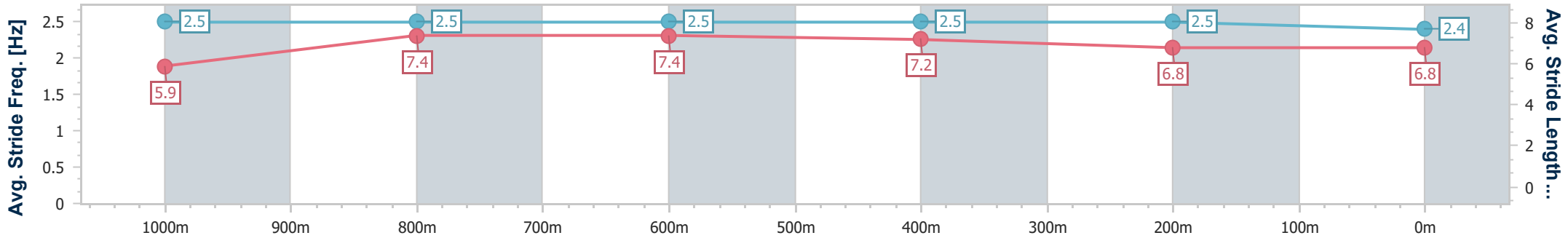
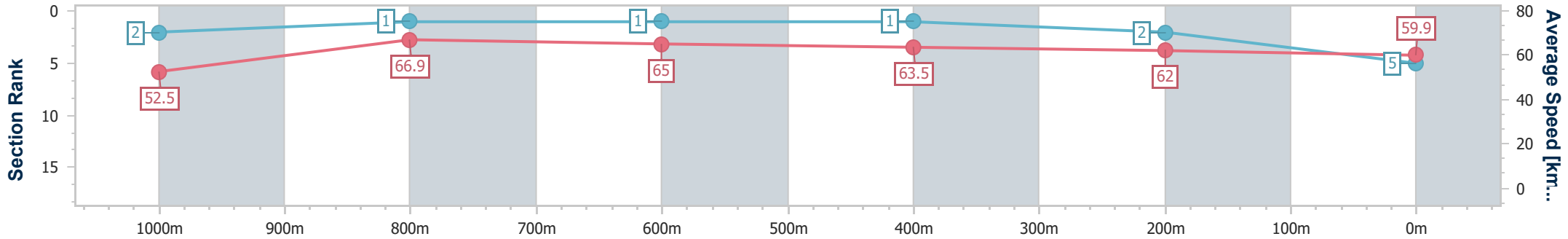


Townsville QLD Professional
Race 7: MITAVITE RATINGS BAND 0 - 55 Handicap - 1200m

27 February 2025 - 17:10
Track Rating: Good 4, Weather: Fine, Rail Position: +4m 1000m-WP, +2m Remainder



Section	Overall	1000m	800m	600m	400m	200m
Section Times	1:10.75 [5] (0:13.70)	0:57.05 [2] (0:10.72)	0:46.33 [1] (0:11.17)	0:35.16 [1] (0:11.47)	0:23.69 [1] (0:11.66)	0:12.03 [2] (0:12.03)
Average Speed [km/h]	52.5	66.9	65.0	63.5	62.0	59.9
Top Speed [km/h]	67.3	67.6	66.0	65.7	63.7	63.1
Avg. Dist. to Rail [m]	2.5	1.3	2.3	2.0	3.9	5.4
Avg. Stride Freq. [Hz]	2.5	2.5	2.5	2.5	2.5	2.4
Avg. Stride Length [m]	5.9	7.4	7.4	7.2	6.8	6.8



- [] Ranking at each section and finish
- .-.- No data available at this section
- NA No data available



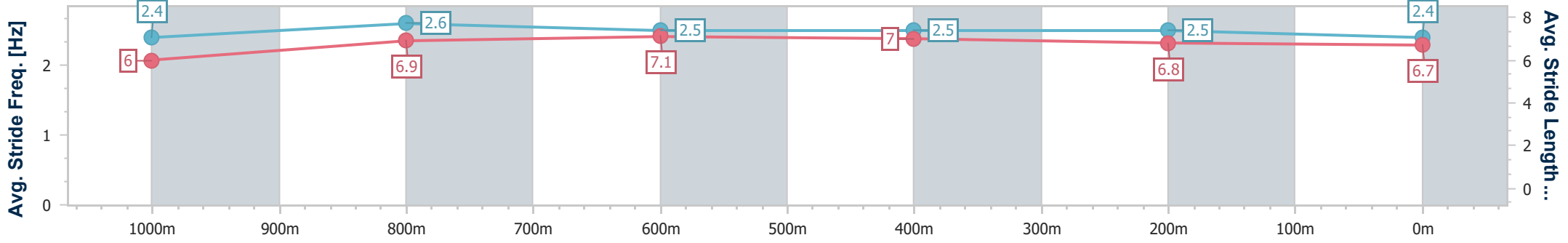
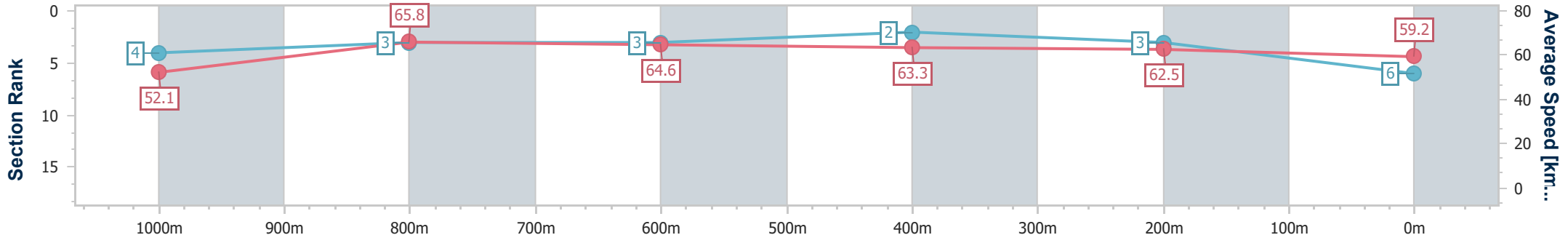
Horse/Jockey Name	King Rupert
Final Rank	6
Fastest Section Time (Section)	0:10.94 (1000m)
Top Speed [km/h] (Section)	67.5 (800m)
Race State	Finished



Townsville QLD Professional
 Race 7: MITAVITE RATINGS BAND 0 - 55 Handicap - 1200m
 27 February 2025 - 17:10
 Track Rating: Good 4, Weather: Fine, Rail Position: +4m 1000m-WP,
 +2m Remainder



Section	Overall	1000m	800m	600m	400m	200m
Section Times	1:10.89 [6] (0:13.76)	0:57.13 [4] (0:10.94)	0:46.19 [3] (0:11.18)	0:35.01 [3] (0:11.35)	0:23.66 [2] (0:11.50)	0:12.16 [3] (0:12.16)
Average Speed [km/h]	52.1	65.8	64.6	63.3	62.5	59.2
Top Speed [km/h]	65.1	67.2	67.5	65.7	64.2	62.2
Avg. Dist. to Rail [m]	1.9	1.4	0.6	0.7	0.7	2.4
Avg. Stride Freq. [Hz]	2.4	2.6	2.5	2.5	2.5	2.4
Avg. Stride Length [m]	6.0	6.9	7.1	7.0	6.8	6.7



- [] Ranking at each section and finish
- .-.- No data available at this section
- NA No data available



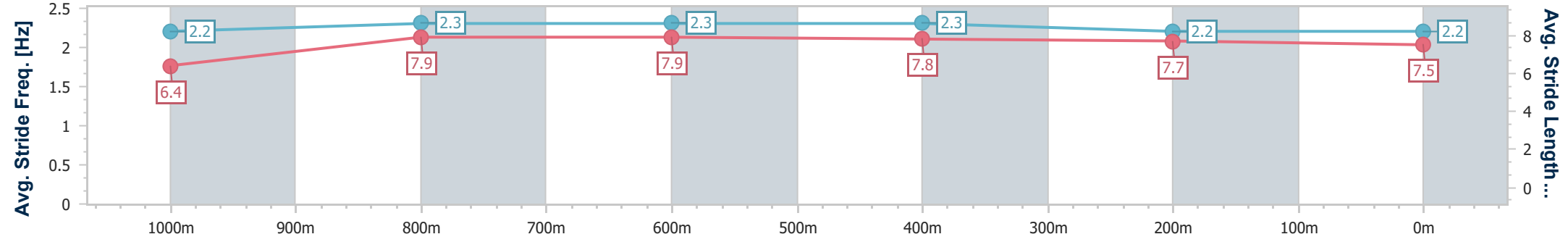
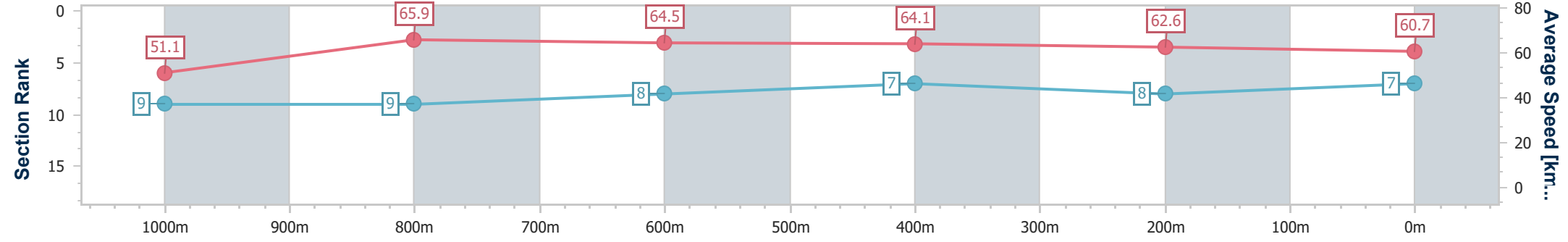
Horse/Jockey Name	Excite Choo
Final Rank	7
Fastest Section Time (Section)	0:10.90 (1000m)
Top Speed [km/h] (Section)	67.1 (1000m)
Race State	Finished



Townsville QLD Professional
 Race 7: MITAVITE RATINGS BAND 0 - 55 Handicap - 1200m
 27 February 2025 - 17:10
 Track Rating: Good 4, Weather: Fine, Rail Position: +4m 1000m-WP,
 +2m Remainder



Section	Overall	1000m	800m	600m	400m	200m
Section Times	1:10.89 [7] (0:14.13)	0:56.76 [9] (0:10.90)	0:45.86 [9] (0:11.23)	0:34.63 [8] (0:11.26)	0:23.37 [7] (0:11.50)	0:11.87 [8] (0:11.87)
Average Speed [km/h]	51.1	65.9	64.5	64.1	62.6	60.7
Top Speed [km/h]	66.9	67.1	65.7	65.5	63.5	63.9
Avg. Dist. to Rail [m]	6.2	0.8	1.5	0.9	1.7	5.9
Avg. Stride Freq. [Hz]	2.2	2.3	2.3	2.3	2.2	2.2
Avg. Stride Length [m]	6.4	7.9	7.9	7.8	7.7	7.5



- [] Ranking at each section and finish
- .-.- No data available at this section
- NA No data available



Horse/Jockey Name	He Goes Boom
Final Rank	8
Fastest Section Time (Section)	0:10.91 (1000m)
Top Speed [km/h] (Section)	68.1 (1000m)
Race State	Finished



Townsville QLD Professional

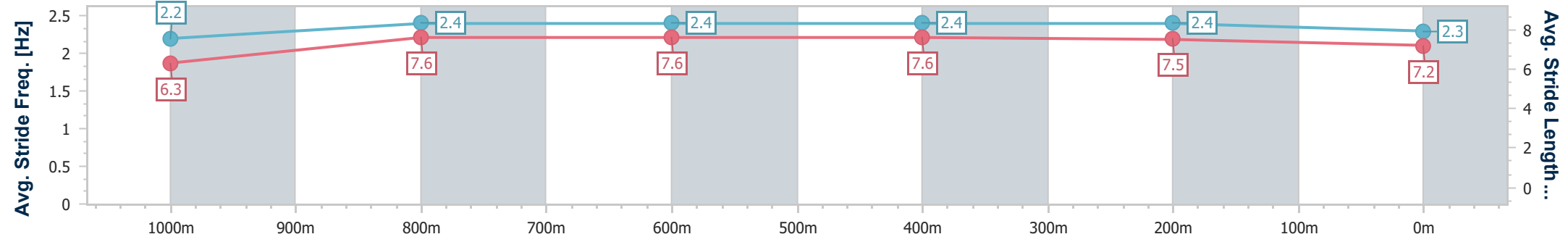
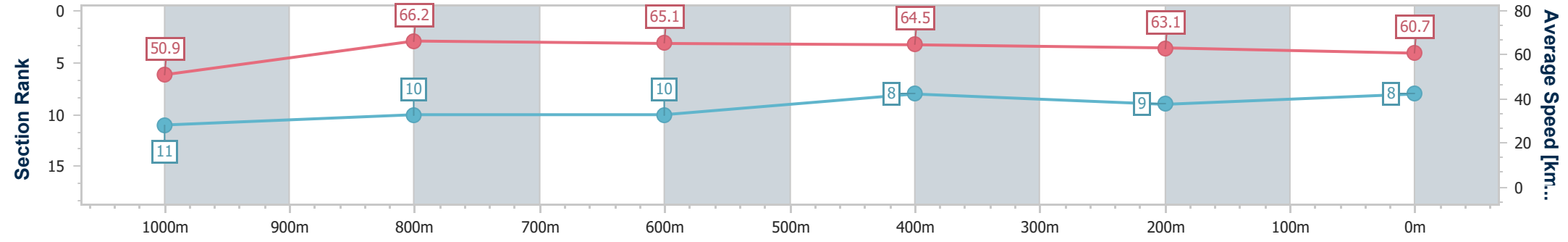
Race 7: MITAVITE RATINGS BAND 0 - 55 Handicap - 1200m

27 February 2025 - 17:10

Track Rating: Good 4, Weather: Fine, Rail Position: +4m 1000m-WP, +2m Remainder



Section	Overall	1000m	800m	600m	400m	200m
Section Times	1:10.90 [8] (0:14.18)	0:56.72 [11] (0:10.91)	0:45.81 [10] (0:11.20)	0:34.61 [10] (0:11.27)	0:23.34 [8] (0:11.48)	0:11.86 [9] (0:11.86)
Average Speed [km/h]	50.9	66.2	65.1	64.5	63.1	60.7
Top Speed [km/h]	64.4	68.1	67.5	65.7	63.9	63.2
Avg. Dist. to Rail [m]	7.7	1.2	2.7	2.2	4.9	8.8
Avg. Stride Freq. [Hz]	2.2	2.4	2.4	2.4	2.4	2.3
Avg. Stride Length [m]	6.3	7.6	7.6	7.6	7.5	7.2



- [] Ranking at each section and finish
- .-.- No data available at this section
- NA No data available



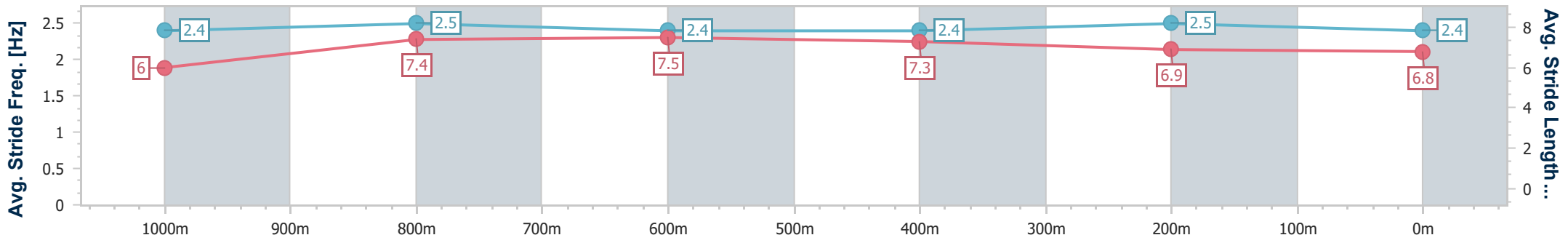
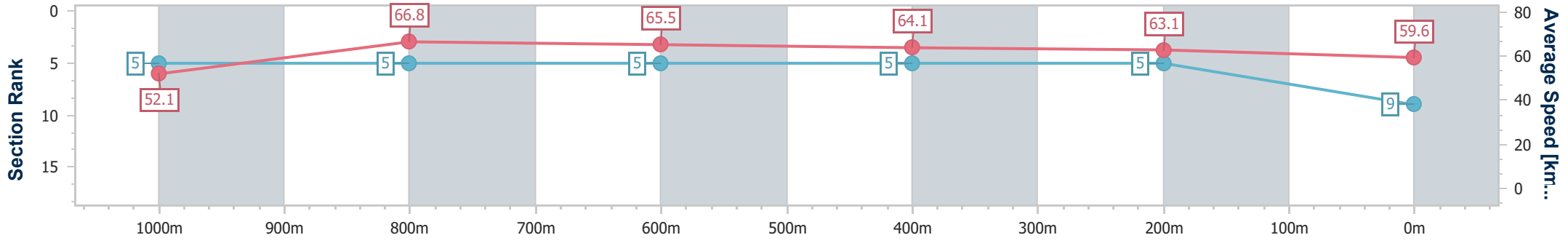
Horse/Jockey Name	Let's Ride
Final Rank	9
Fastest Section Time (Section)	0:11.00 (1000m)
Top Speed [km/h] (Section)	68.9 (1000m)
Race State	Finished



Townsville QLD Professional
 Race 7: MITAVITE RATINGS BAND 0 - 55 Handicap - 1200m
 27 February 2025 - 17:10
 Track Rating: Good 4, Weather: Fine, Rail Position: +4m 1000m-WP,
 +2m Remainder



Section	Overall	1000m	800m	600m	400m	200m
Section Times	1:10.94 [9] (0:13.86)	0:57.08 [5] (0:11.00)	0:46.08 [5] (0:11.17)	0:34.91 [5] (0:11.35)	0:23.56 [5] (0:11.47)	0:12.09 [5] (0:12.09)
Average Speed [km/h]	52.1	66.8	65.5	64.1	63.1	59.6
Top Speed [km/h]	64.9	68.9	68.0	65.4	64.4	62.8
Avg. Dist. to Rail [m]	6.0	4.1	3.1	2.2	4.0	7.6
Avg. Stride Freq. [Hz]	2.4	2.5	2.4	2.4	2.5	2.4
Avg. Stride Length [m]	6.0	7.4	7.5	7.3	6.9	6.8



- [] Ranking at each section and finish
- .-.- No data available at this section
- NA No data available



Horse/Jockey Name	Platinum Field
Final Rank	10
Fastest Section Time (Section)	0:11.09 (1000m)
Top Speed [km/h] (Section)	67.4 (1000m)
Race State	Finished



Townsville QLD Professional

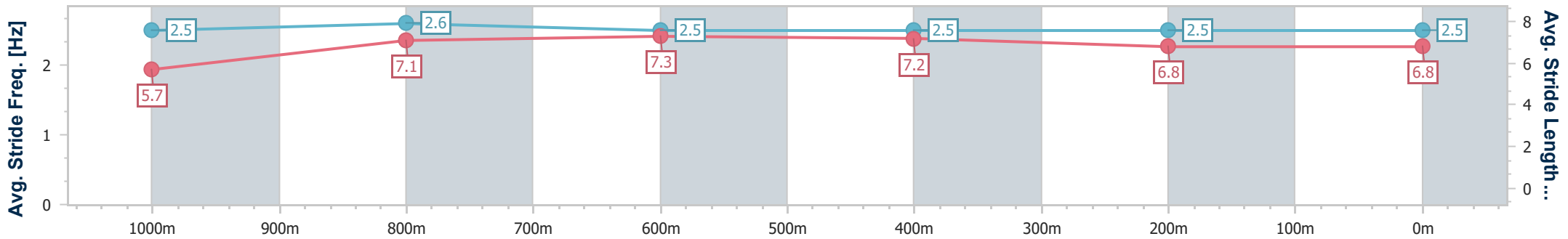
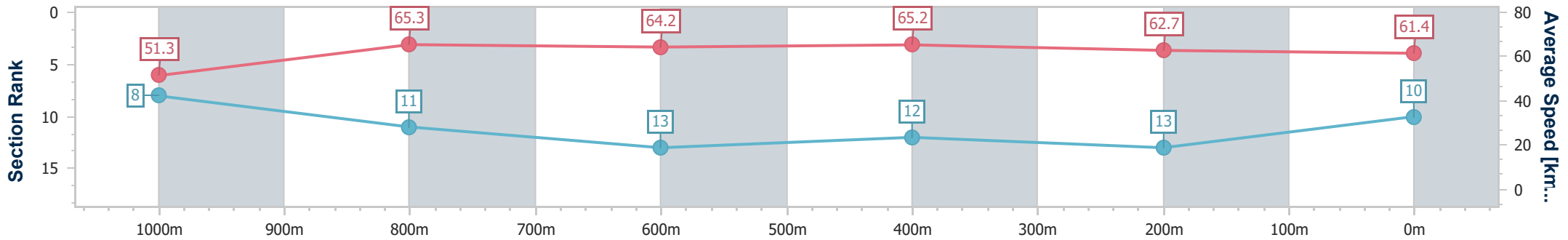
Race 7: MITAVITE RATINGS BAND 0 - 55 Handicap - 1200m

27 February 2025 - 17:10

Track Rating: Good 4, Weather: Fine, Rail Position: +4m 1000m-WP, +2m Remainder



Section	Overall	1000m	800m	600m	400m	200m
Section Times	1:11.02 [10] (0:14.08)	0:56.94 [8] (0:11.09)	0:45.85 [11] (0:11.35)	0:34.50 [13] (0:11.19)	0:23.31 [12] (0:11.58)	0:11.73 [13] (0:11.73)
Average Speed [km/h]	51.3	65.3	64.2	65.2	62.7	61.4
Top Speed [km/h]	66.3	67.4	66.1	66.4	64.2	64.8
Avg. Dist. to Rail [m]	8.0	1.3	2.4	2.7	7.6	10.6
Avg. Stride Freq. [Hz]	2.5	2.6	2.5	2.5	2.5	2.5
Avg. Stride Length [m]	5.7	7.1	7.3	7.2	6.8	6.8



- [] Ranking at each section and finish
- .-.- No data available at this section
- NA No data available



Horse/Jockey Name	Wemyss
Final Rank	11
Fastest Section Time (Section)	0:10.98 (1000m)
Top Speed [km/h] (Section)	66.8 (800m)
Race State	Finished



Townsville QLD Professional

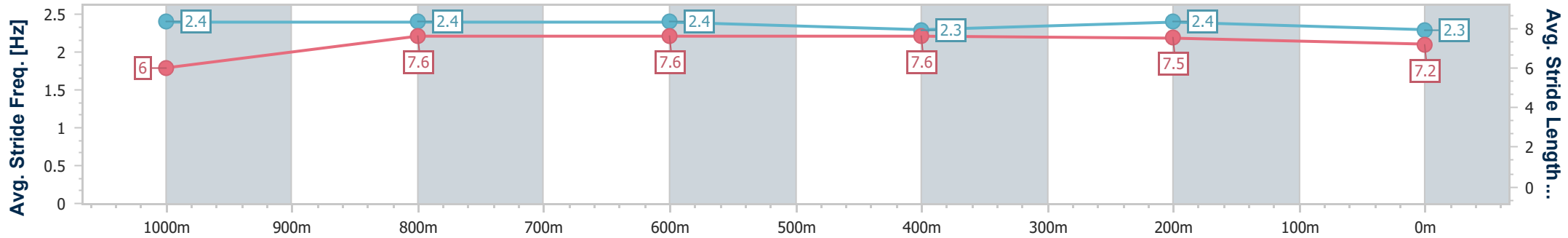
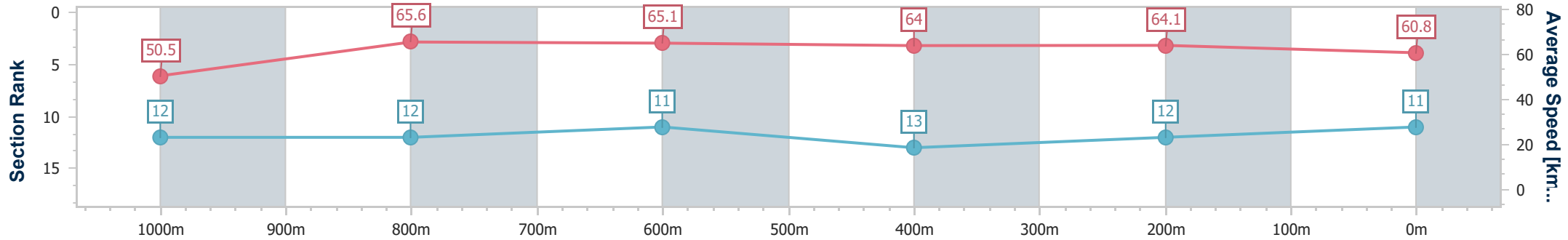
Race 7: MITAVITE RATINGS BAND 0 - 55 Handicap - 1200m

27 February 2025 - 17:10

Track Rating: Good 4, Weather: Fine, Rail Position: +4m 1000m-WP, +2m Remainder



Section	Overall	1000m	800m	600m	400m	200m
Section Times	1:11.05 [11] (0:14.34)	0:56.71 [12] (0:10.98)	0:45.73 [12] (0:11.14)	0:34.59 [11] (0:11.41)	0:23.18 [13] (0:11.32)	0:11.86 [12] (0:11.86)
Average Speed [km/h]	50.5	65.6	65.1	64.0	64.1	60.8
Top Speed [km/h]	63.7	66.6	66.8	65.9	66.5	62.5
Avg. Dist. to Rail [m]	9.7	0.8	1.4	3.0	4.5	6.4
Avg. Stride Freq. [Hz]	2.4	2.4	2.4	2.3	2.4	2.3
Avg. Stride Length [m]	6.0	7.6	7.6	7.6	7.5	7.2



- [] Ranking at each section and finish
- .-.- No data available at this section
- NA No data available



Horse/Jockey Name	Kidston
Final Rank	12
Fastest Section Time (Section)	0:10.87 (1000m)
Top Speed [km/h] (Section)	67.4 (1000m)
Race State	Finished



Townsville QLD Professional

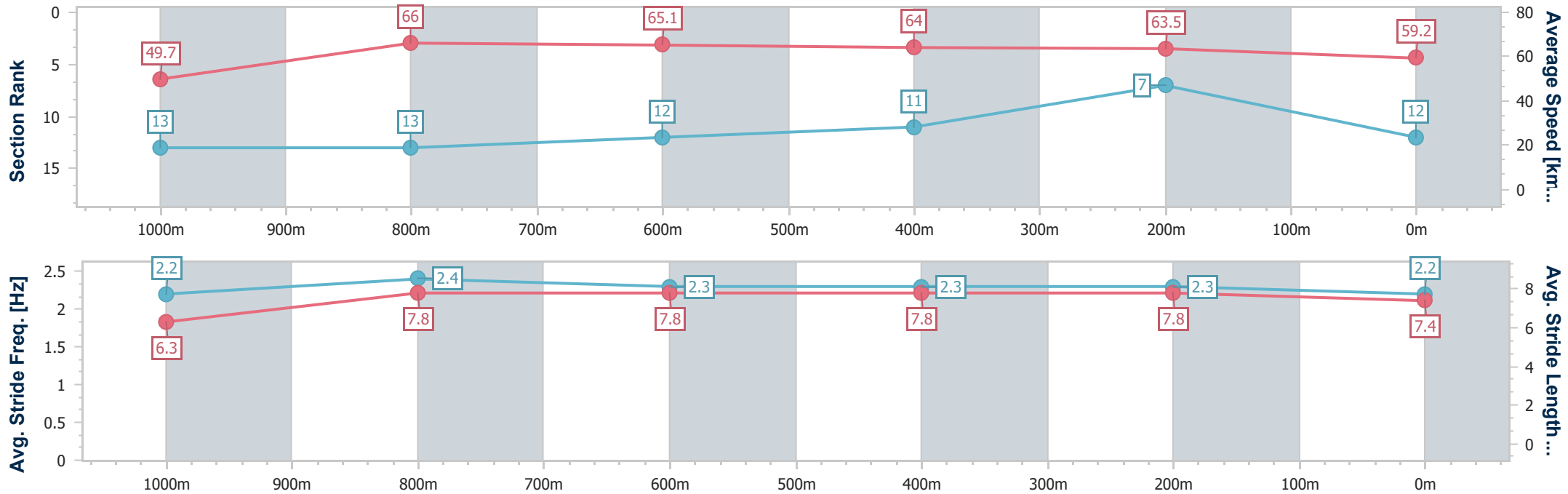
Race 7: MITAVITE RATINGS BAND 0 - 55 Handicap - 1200m

27 February 2025 - 17:10

Track Rating: Good 4, Weather: Fine, Rail Position: +4m 1000m-WP, +2m Remainder



Section	Overall	1000m	800m	600m	400m	200m
Section Times	1:11.16 [12] (0:14.48)	0:56.68 [13] (0:10.87)	0:45.81 [13] (0:11.13)	0:34.68 [12] (0:11.19)	0:23.49 [11] (0:11.34)	0:12.15 [7] (0:12.15)
Average Speed [km/h]	49.7	66.0	65.1	64.0	63.5	59.2
Top Speed [km/h]	65.8	67.4	67.3	65.2	65.0	62.3
Avg. Dist. to Rail [m]	6.7	1.4	1.0	0.9	2.7	6.6
Avg. Stride Freq. [Hz]	2.2	2.4	2.3	2.3	2.3	2.2
Avg. Stride Length [m]	6.3	7.8	7.8	7.8	7.8	7.4



- [] Ranking at each section and finish
- .-.- No data available at this section
- NA No data available



Horse/Jockey Name	Another Jack
Final Rank	13
Fastest Section Time (Section)	0:10.83 (1000m)
Top Speed [km/h] (Section)	67.9 (1000m)
Race State	Finished



Townsville QLD Professional

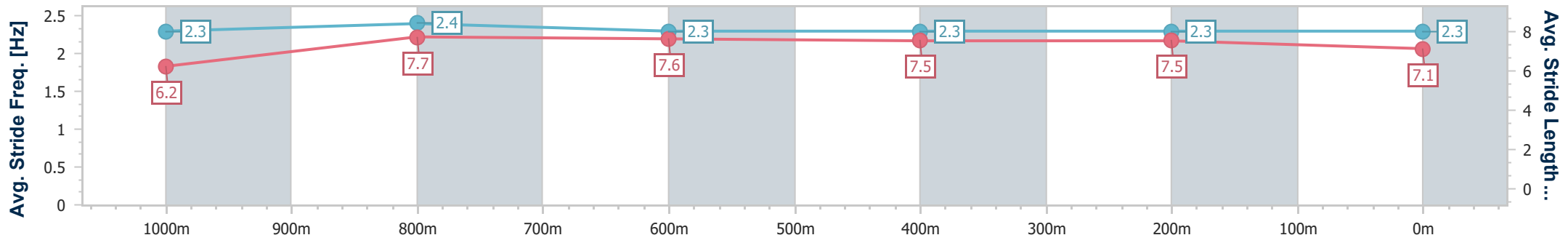
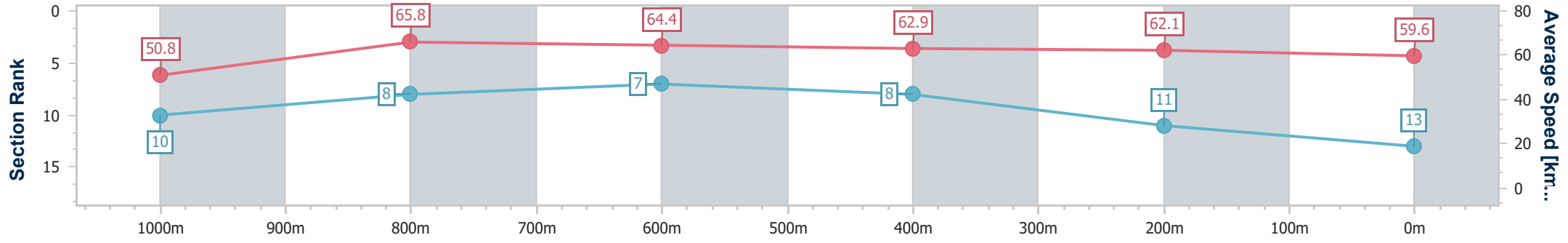
Race 7: MITAVITE RATINGS BAND 0 - 55 Handicap - 1200m

27 February 2025 - 17:10

Track Rating: Good 4, Weather: Fine, Rail Position: +4m 1000m-WP, +2m Remainder



Section	Overall	1000m	800m	600m	400m	200m
Section Times	1:11.24 [13] (0:14.16)	0:57.08 [10] (0:10.83)	0:46.25 [8] (0:11.18)	0:35.07 [7] (0:11.39)	0:23.68 [8] (0:11.58)	0:12.10 [11] (0:12.10)
Average Speed [km/h]	50.8	65.8	64.4	62.9	62.1	59.6
Top Speed [km/h]	65.3	67.9	65.6	64.3	63.8	61.9
Avg. Dist. to Rail [m]	3.4	1.6	0.6	0.8	0.5	0.7
Avg. Stride Freq. [Hz]	2.3	2.4	2.3	2.3	2.3	2.3
Avg. Stride Length [m]	6.2	7.7	7.6	7.5	7.5	7.1



- [] Ranking at each section and finish
- .-.- No data available at this section
- NA No data available



Horse/Jockey Name	Fast Missile
Final Rank	14
Fastest Section Time (Section)	0:11.21 (1000m)
Top Speed [km/h] (Section)	67.4 (Overall)
Race State	Finished



Townsville QLD Professional

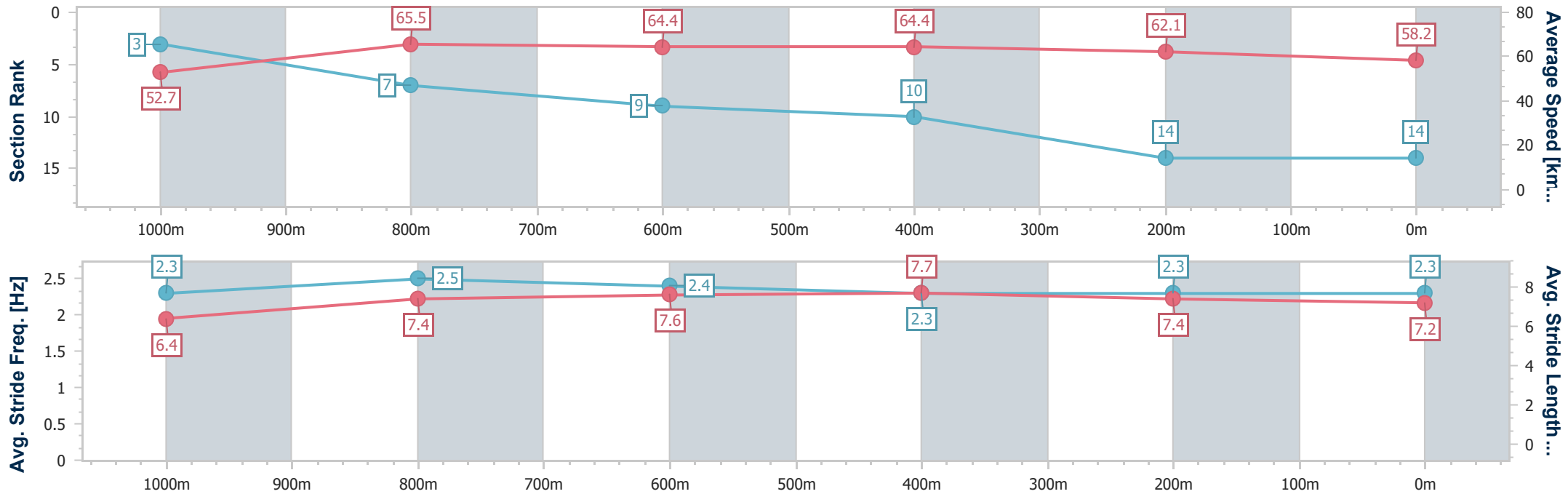
Race 7: MITAVITE RATINGS BAND 0 - 55 Handicap - 1200m

27 February 2025 - 17:10

Track Rating: Good 4, Weather: Fine, Rail Position: +4m 1000m-WP, +2m Remainder



Section	Overall	1000m	800m	600m	400m	200m
Section Times	1:11.67 [14] (0:13.72)	0:57.95 [3] (0:11.21)	0:46.74 [7] (0:11.35)	0:35.39 [9] (0:11.33)	0:24.06 [10] (0:11.68)	0:12.38 [14] (0:12.38)
Average Speed [km/h]	52.7	65.5	64.4	64.4	62.1	58.2
Top Speed [km/h]	67.4	66.4	65.1	65.4	63.6	60.7
Avg. Dist. to Rail [m]	7.5	3.8	3.3	2.6	6.1	9.5
Avg. Stride Freq. [Hz]	2.3	2.5	2.4	2.3	2.3	2.3
Avg. Stride Length [m]	6.4	7.4	7.6	7.7	7.4	7.2



- [] Ranking at each section and finish
- .-.- No data available at this section
- NA No data available