



Townsville QLD Professional

Race 1: LADBROKES FORM GENIUS QTIS Two-Year-Old Handicap - 1200m

06 March 2025 - 13:27



Track Rating: Soft 5, Weather: Fine, Rail Position: +6m 1000m-W/Post; +2m Remainder

Section		Overall	1000m	800m	600m	400m	200m	Last 600m					
Field Times		1:10.70 (0:13.96)	0:56.74 (0:11.15)	0:45.59 (0:11.04)	0:34.55 (0:11.16)	0:23.39 (0:11.40)	0:11.99 (0:11.99)	0:34.55					
Rank	TAB Horse/Jockey	Barrier	Top Speed [km/h]	Fastest Section							Margin	Distance Travelled [m]	
1	1 NOSEY NEO Nikki Olzard	2	65.8 800m	0:11.04 800m	1:10.70 [1] (0:13.96)	0:56.74 [1] (0:11.15)	0:45.59 [1] (0:11.04)	0:34.55 [1] (0:11.16)	0:23.39 [1] (0:11.40)	0:11.99 [1] (0:11.99)	1:10.70	0:34.55	
2	5 CASCIA Kiran Quilty	1	66.4 800m	0:11.04 1000m	1:11.10 [2] (0:14.47)	0:56.63 [3] (0:11.04)	0:45.59 [3] (0:11.05)	0:34.54 [3] (0:11.18)	0:23.36 [2] (0:11.34)	0:12.02 [2] (0:12.02)	1.5L	0:34.54	-3
3	7 ROYAL PROPHECY McKenzie Apel	3	66.3 1000m	0:11.05 1000m	1:11.40 [3] (0:14.22)	0:57.18 [2] (0:11.05)	0:46.13 [2] (0:11.13)	0:35.00 [2] (0:11.44)	0:23.56 [3] (0:11.56)	0:12.00 [3] (0:12.00)	3L	0:35.00	+3
4	4 THE KOBAY TRAIN Chris Meehan	4	66.6 1000m	0:11.08 800m	1:12.50 [4] (0:14.48)	0:58.02 [4] (0:11.11)	0:46.91 [4] (0:11.08)	0:35.83 [4] (0:11.47)	0:24.36 [4] (0:11.92)	0:12.44 [4] (0:12.44)	7.5L	0:35.83	+6

Scratched: Fabulean (#6), Gymnosomata (#2), Louis Auguste (#3)

[] Ranking at each section and finish
 -:-:-:- No data available at this section
 NA No data available

SCN Saddle cloth number
 DNF Did not finish
 DNT Did not track



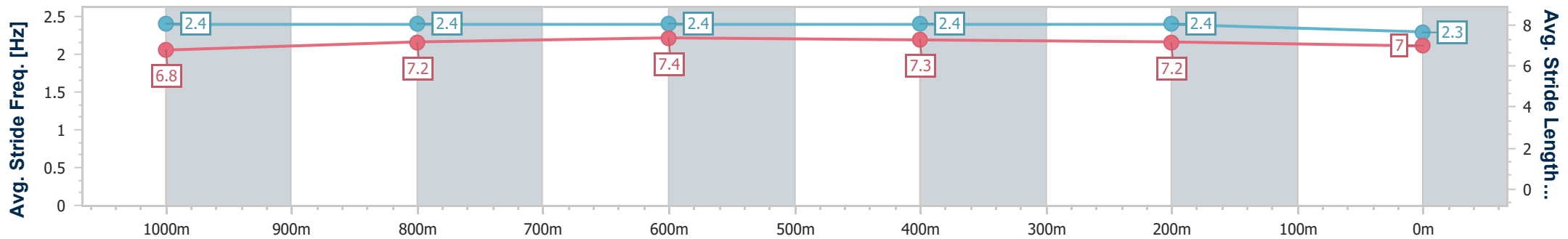
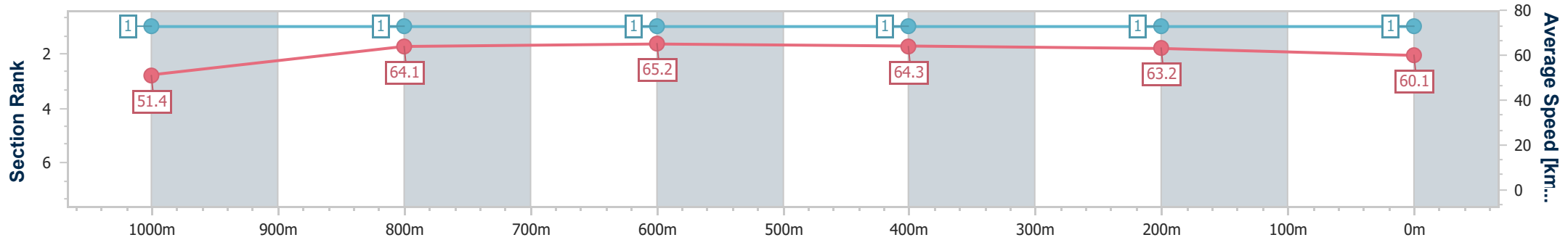
Horse/Jockey Name	Nosey Neo
Final Rank	1
Fastest Section Time (Section)	0:11.04 (800m)
Top Speed [km/h] (Section)	65.8 (800m)
Race State	Finished



Townsville QLD Professional
Race 1: LADBROKES FORM GENIUS QTIS Two-Year-Old Handicap - 1200m
06 March 2025 - 13:27
Track Rating: Soft 5, Weather: Fine, Rail Position: +6m 1000m-W/Post; +2m Remainder



Section	Overall	1000m	800m	600m	400m	200m
Section Times	1:10.70 [1] (0:13.96)	0:56.74 [1] (0:11.15)	0:45.59 [1] (0:11.04)	0:34.55 [1] (0:11.16)	0:23.39 [1] (0:11.40)	0:11.99 [1] (0:11.99)
Average Speed [km/h]	51.4	64.1	65.2	64.3	63.2	60.1
Top Speed [km/h]	63.9	65.5	65.8	65.5	64.7	62.4
Avg. Dist. to Rail [m]	2.4	1.4	0.1	0.4	0.2	0.8
Avg. Stride Freq. [Hz]	2.4	2.4	2.4	2.4	2.4	2.3
Avg. Stride Length [m]	6.8	7.2	7.4	7.3	7.2	7.0



- [] Ranking at each section and finish
- .-.- No data available at this section
- NA No data available



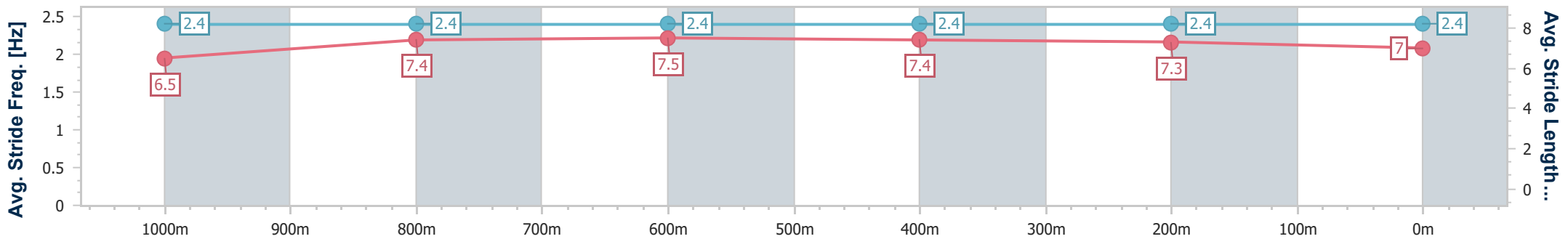
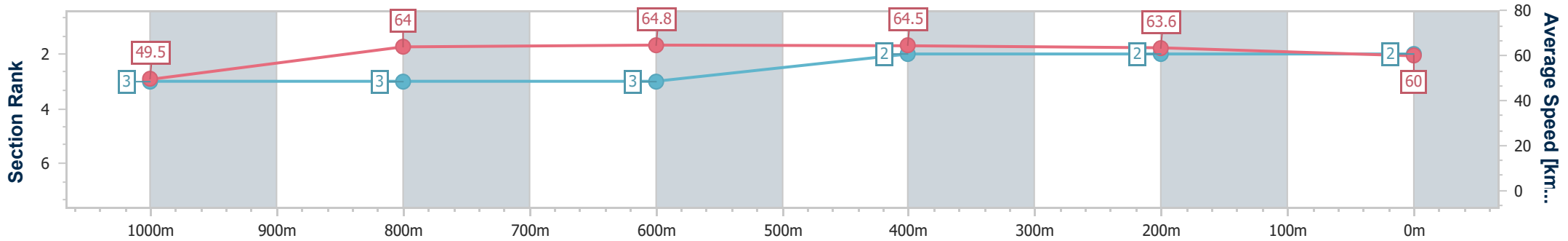
Horse/Jockey Name	Cascia
Final Rank	2
Fastest Section Time (Section)	0:11.04 (1000m)
Top Speed [km/h] (Section)	66.4 (800m)
Race State	Finished



Townsville QLD Professional
 Race 1: LADBROKES FORM GENIUS QTIS Two-Year-Old Handicap - 1200m
 06 March 2025 - 13:27
 Track Rating: Soft 5, Weather: Fine, Rail Position: +6m 1000m-W/Post; +2m Remainder



Section	Overall	1000m	800m	600m	400m	200m
Section Times	1:11.10 [2] (0:14.47)	0:56.63 [3] (0:11.04)	0:45.59 [3] (0:11.05)	0:34.54 [3] (0:11.18)	0:23.36 [2] (0:11.34)	0:12.02 [2] (0:12.02)
Average Speed [km/h]	49.5	64.0	64.8	64.5	63.6	60.0
Top Speed [km/h]	64.3	65.9	66.4	66.0	65.7	62.4
Avg. Dist. to Rail [m]	2.4	3.7	1.5	0.7	2.1	4.0
Avg. Stride Freq. [Hz]	2.4	2.4	2.4	2.4	2.4	2.4
Avg. Stride Length [m]	6.5	7.4	7.5	7.4	7.3	7.0



- [] Ranking at each section and finish
- .-.- No data available at this section
- NA No data available



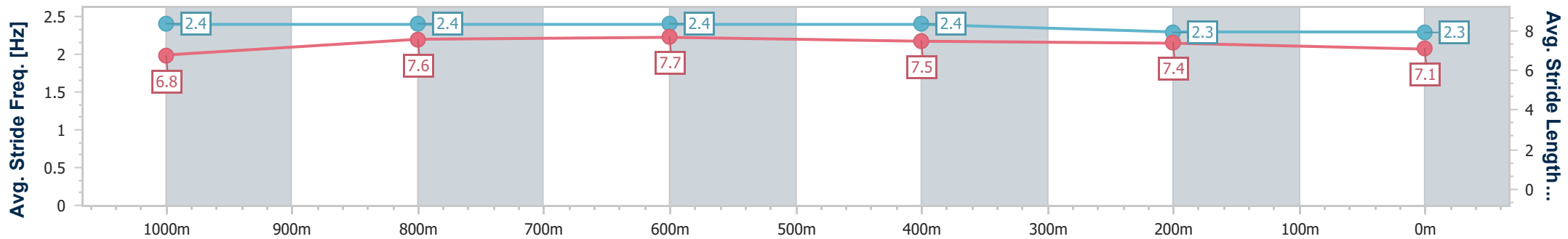
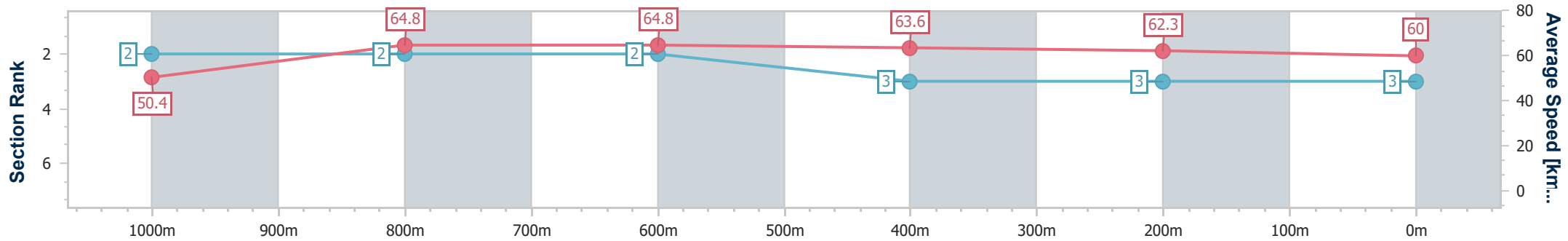
Horse/Jockey Name	Royal Prophecy
Final Rank	3
Fastest Section Time (Section)	0:11.05 (1000m)
Top Speed [km/h] (Section)	66.3 (1000m)
Race State	Finished



Townsville QLD Professional
Race 1: LADBROKES FORM GENIUS QTIS Two-Year-Old Handicap - 1200m
06 March 2025 - 13:27
Track Rating: Soft 5, Weather: Fine, Rail Position: +6m 1000m-W/Post; +2m Remainder



Section	Overall	1000m	800m	600m	400m	200m
Section Times	1:11.40 [3] (0:14.22)	0:57.18 [2] (0:11.05)	0:46.13 [2] (0:11.13)	0:35.00 [2] (0:11.44)	0:23.56 [3] (0:11.56)	0:12.00 [3] (0:12.00)
Average Speed [km/h]	50.4	64.8	64.8	63.6	62.3	60.0
Top Speed [km/h]	65.2	66.3	66.2	65.4	63.4	61.6
Avg. Dist. to Rail [m]	2.4	1.2	0.7	1.9	0.9	2.3
Avg. Stride Freq. [Hz]	2.4	2.4	2.4	2.4	2.3	2.3
Avg. Stride Length [m]	6.8	7.6	7.7	7.5	7.4	7.1



- [] Ranking at each section and finish
- .-.- No data available at this section
- NA No data available



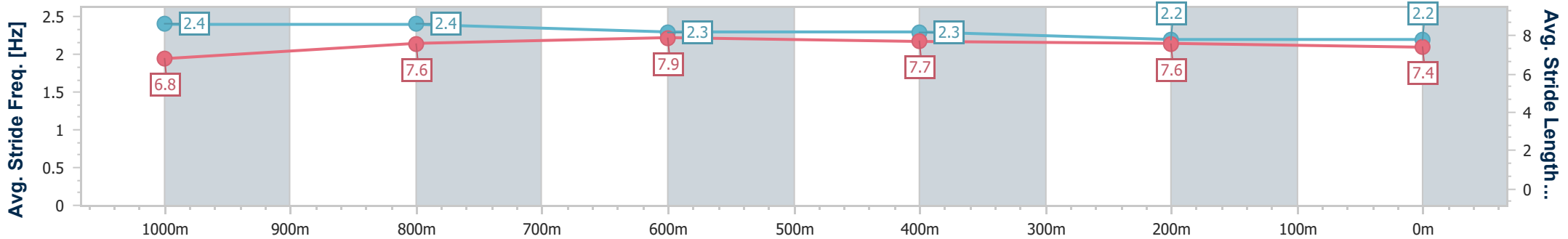
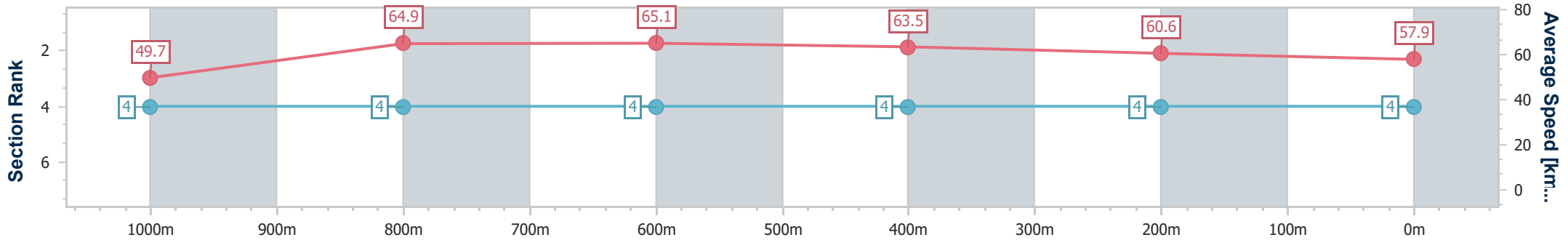
Horse/Jockey Name	The Kobay Train
Final Rank	4
Fastest Section Time (Section)	0:11.08 (800m)
Top Speed [km/h] (Section)	66.6 (1000m)
Race State	Finished



Townsville QLD Professional
 Race 1: LADBROKES FORM GENIUS QTIS Two-Year-Old Handicap - 1200m
 06 March 2025 - 13:27
 Track Rating: Soft 5, Weather: Fine, Rail Position: +6m 1000m-W/Post; +2m Remainder



Section	Overall	1000m	800m	600m	400m	200m								
Section Times	1:12.50 [4] (0:14.48)	0:58.02 [4] (0:11.11)	0:46.91 [4] (0:11.08)	0:35.83 [4] (0:11.47)	0:24.36 [4] (0:11.92)	0:12.44 [4] (0:12.44)								
Average Speed [km/h]	49.7	64.9	65.1	63.5	60.6	57.9								
Top Speed [km/h]	64.5	66.6	66.4	66.0	62.0	59.6								
Avg. Dist. to Rail [m]	2.4	1.2	1.1	2.4	1.3	1.6								
Avg. Stride Freq. [Hz]	2.4	2.4	2.3	2.3	2.2	2.2								
Avg. Stride Length [m]	6.8	7.6	7.9	7.7	7.6	7.4								



- [] Ranking at each section and finish
- .-.- No data available at this section
- NA No data available



Townsville QLD Professional

Race 2: LADBROKES RACING CLUB BENCHMARK 65 Handicap - 1000m

06 March 2025 - 14:02



Track Rating: Soft 5, Weather: Fine, Rail Position: +6m 1000m-W/Post; +2m Remainder

Section		Overall	800m	600m	400m	200m	Last 600m					
Field Times		0:56.27 (0:13.35)	0:42.92 (0:10.44)	0:32.48 (0:10.68)	0:21.80 (0:10.64)	0:11.16 (0:11.16)	0:32.48					
Rank	TAB Horse/Jockey	Barrier	Top Speed [km/h]	Fastest Section	Margin					Distance Travelled [m]		
1	7 LADY DAMUS Wanderson D'Avila	5	72.1 800m	0:10.30 800m	0:56.27 [1] (0:13.73)	0:42.54 [5] (0:10.30)	0:32.24 [4] (0:10.56)	0:21.68 [3] (0:10.52)	0:11.16 [1] (0:11.16)	0:56.27	0:32.24	
2	5 CHARTWELL Isabella Teh	4	71.0 400m	0:10.45 400m	0:56.27 [2] (0:13.65)	0:42.62 [4] (0:10.52)	0:32.10 [5] (0:10.58)	0:21.52 [5] (0:10.45)	0:11.07 [2] (0:11.07)	0.03L	0:32.10	+4
3	4 ROTH 'N' BUBBLE McKenzie Apel	2	70.4 800m	0:10.55 800m	0:56.63 [3] (0:13.47)	0:43.16 [3] (0:10.55)	0:32.61 [3] (0:10.64)	0:21.97 [4] (0:10.57)	0:11.40 [3] (0:11.40)	2.14L	0:32.61	+3
4	6 KITEMA Chris Meehan	1	71.0 800m	0:10.46 800m	0:56.78 [4] (0:13.41)	0:43.37 [2] (0:10.46)	0:32.91 [2] (0:10.60)	0:22.31 [1] (0:10.84)	0:11.47 [4] (0:11.47)	2.98L	0:32.91	+2
5	3 WIN AND TONIC Kiran Quilty	3	71.3 800m	0:10.44 800m	0:56.91 [5] (0:13.35)	0:43.56 [1] (0:10.44)	0:33.12 [1] (0:10.68)	0:22.44 [1] (0:10.86)	0:11.58 [5] (0:11.58)	3.78L	0:33.12	+2

Scratched: Amnesty (#1), Toronado Rouge (#2)

[] Ranking at each section and finish
 -:-:- No data available at this section
 NA No data available

SCN Saddle cloth number
 DNF Did not finish
 DNT Did not track



Horse/Jockey Name	Lady Damus
Final Rank	1
Fastest Section Time (Section)	0:10.30 (800m)
Top Speed [km/h] (Section)	72.1 (800m)
Race State	Finished



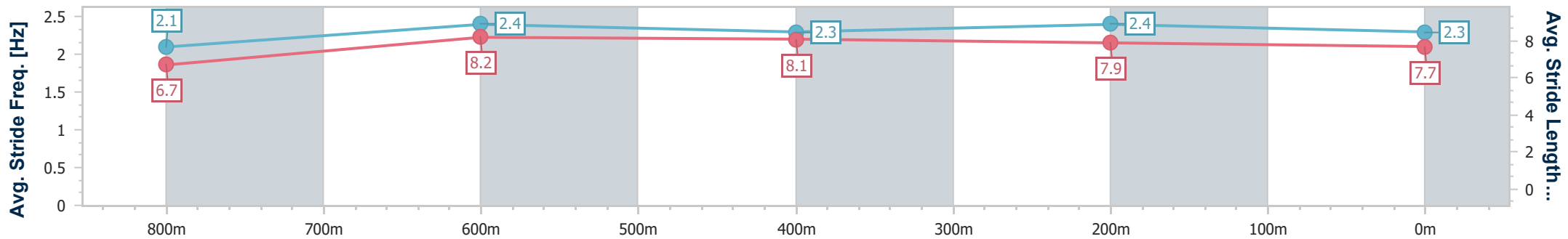
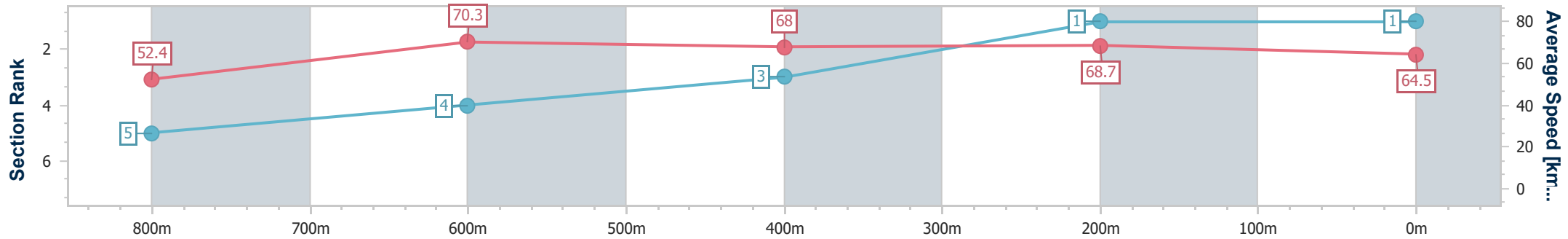
Townsville QLD Professional
Race 2: LADBROKES RACING CLUB BENCHMARK 65
Handicap - 1000m

06 March 2025 - 14:02

Track Rating: Soft 5, Weather: Fine, Rail Position: +6m 1000m-
W/Post; +2m Remainder



Section	Overall	800m	600m	400m	200m
Section Times	0:56.27 [1] (0:13.73)	0:42.54 [5] (0:10.30)	0:32.24 [4] (0:10.56)	0:21.68 [3] (0:10.52)	0:11.16 [1] (0:11.16)
Average Speed [km/h]	52.4	70.3	68.0	68.7	64.5
Top Speed [km/h]	68.1	72.1	68.6	69.3	67.5
Avg. Dist. to Rail [m]	4.0	0.9	0.2	3.4	3.9
Avg. Stride Freq. [Hz]	2.1	2.4	2.3	2.4	2.3
Avg. Stride Length [m]	6.7	8.2	8.1	7.9	7.7



- [] Ranking at each section and finish
- .-.- No data available at this section
- NA No data available



Horse/Jockey Name	Chartwell
Final Rank	2
Fastest Section Time (Section)	0:10.45 (400m)
Top Speed [km/h] (Section)	71.0 (400m)
Race State	Finished



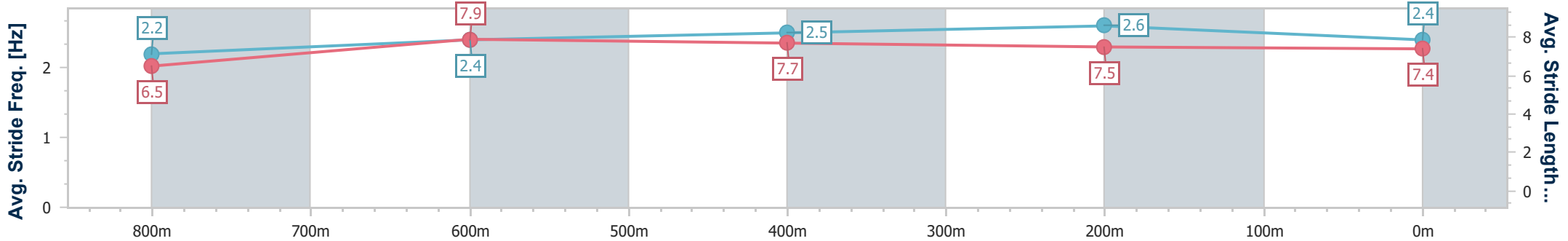
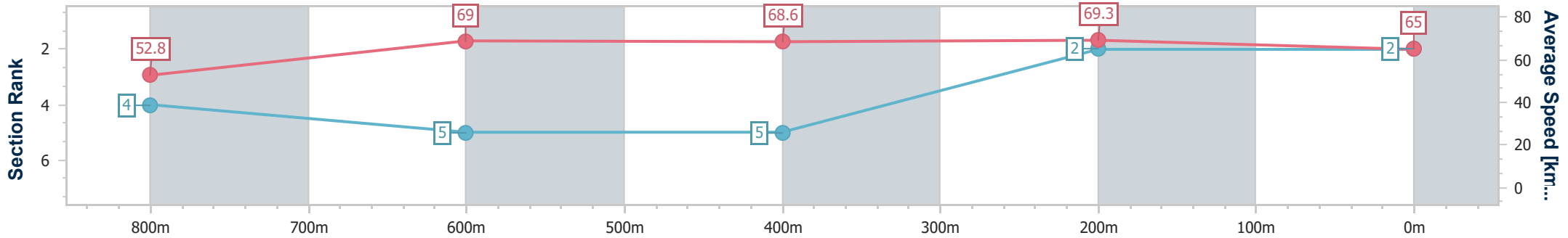
Townsville QLD Professional
Race 2: LADBROKES RACING CLUB BENCHMARK 65
Handicap - 1000m

06 March 2025 - 14:02

Track Rating: Soft 5, Weather: Fine, Rail Position: +6m 1000m-
W/Post; +2m Remainder



Section	Overall	800m	600m	400m	200m
Section Times	0:56.27 [2] (0:13.65)	0:42.62 [4] (0:10.52)	0:32.10 [5] (0:10.58)	0:21.52 [5] (0:10.45)	0:11.07 [2] (0:11.07)
Average Speed [km/h]	52.8	69.0	68.6	69.3	65.0
Top Speed [km/h]	66.1	70.4	69.6	71.0	67.8
Avg. Dist. to Rail [m]	4.5	2.3	1.8	5.4	5.5
Avg. Stride Freq. [Hz]	2.2	2.4	2.5	2.6	2.4
Avg. Stride Length [m]	6.5	7.9	7.7	7.5	7.4



- [] Ranking at each section and finish
- .-.- No data available at this section
- NA No data available



Horse/Jockey Name	Roth 'N' Bubble
Final Rank	3
Fastest Section Time (Section)	0:10.55 (800m)
Top Speed [km/h] (Section)	70.4 (800m)
Race State	Finished



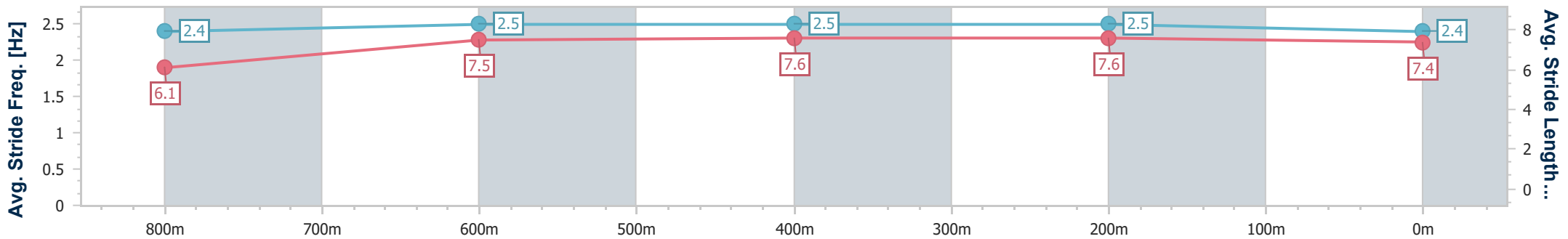
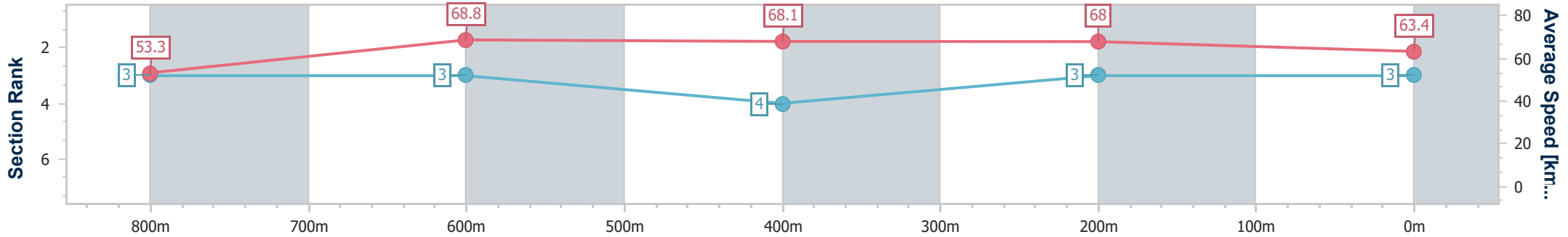
Townsville QLD Professional
Race 2: LADBROKES RACING CLUB BENCHMARK 65
Handicap - 1000m

06 March 2025 - 14:02

Track Rating: Soft 5, Weather: Fine, Rail Position: +6m 1000m-
W/Post; +2m Remainder



Section	Overall	800m	600m	400m	200m
Section Times	0:56.63 [3] (0:13.47)	0:43.16 [3] (0:10.55)	0:32.61 [3] (0:10.64)	0:21.97 [4] (0:10.57)	0:11.40 [3] (0:11.40)
Average Speed [km/h]	53.3	68.8	68.1	68.0	63.4
Top Speed [km/h]	67.8	70.4	70.0	69.9	68.3
Avg. Dist. to Rail [m]	3.7	2.8	0.9	3.5	5.1
Avg. Stride Freq. [Hz]	2.4	2.5	2.5	2.5	2.4
Avg. Stride Length [m]	6.1	7.5	7.6	7.6	7.4



- [] Ranking at each section and finish
- .-.- No data available at this section
- NA No data available



Horse/Jockey Name	Kitema
Final Rank	4
Fastest Section Time (Section)	0:10.46 (800m)
Top Speed [km/h] (Section)	71.0 (800m)
Race State	Finished



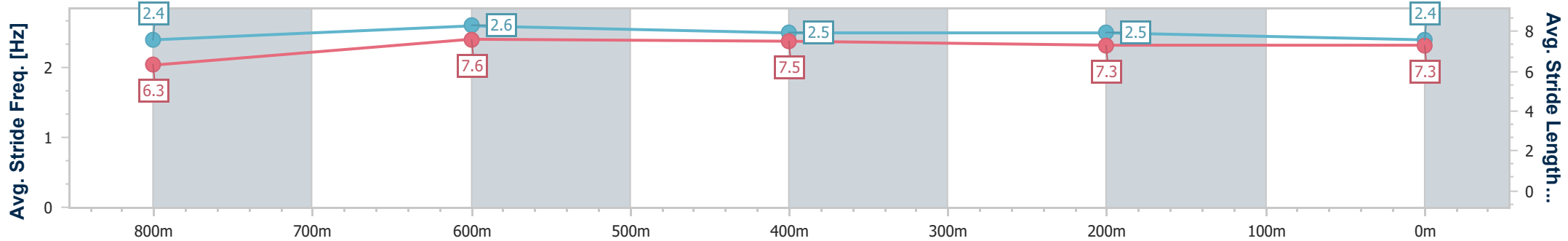
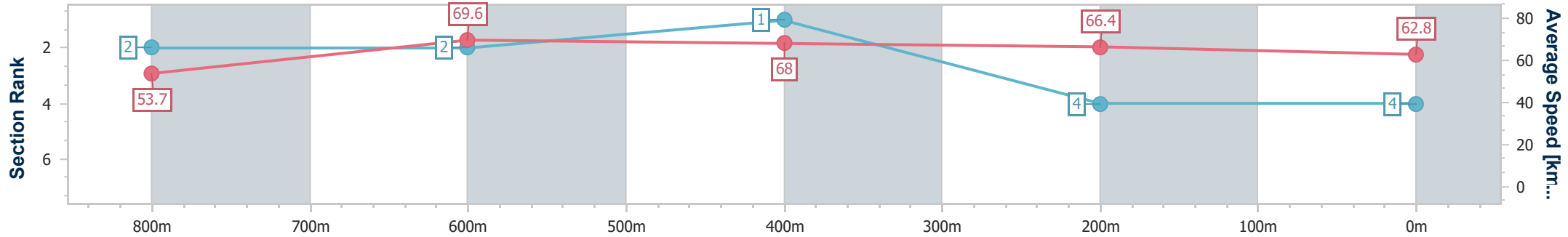
Townsville QLD Professional
Race 2: LADBROKES RACING CLUB BENCHMARK 65
Handicap - 1000m



06 March 2025 - 14:02

Track Rating: Soft 5, Weather: Fine, Rail Position: +6m 1000m-
W/Post; +2m Remainder

Section	Overall	800m	600m	400m	200m
Section Times	0:56.78 [4] (0:13.41)	0:43.37 [2] (0:10.46)	0:32.91 [2] (0:10.60)	0:22.31 [1] (0:10.84)	0:11.47 [4] (0:11.47)
Average Speed [km/h]	53.7	69.6	68.0	66.4	62.8
Top Speed [km/h]	69.9	71.0	69.0	67.9	66.1
Avg. Dist. to Rail [m]	2.4	2.4	0.5	1.7	2.8
Avg. Stride Freq. [Hz]	2.4	2.6	2.5	2.5	2.4
Avg. Stride Length [m]	6.3	7.6	7.5	7.3	7.3



- [] Ranking at each section and finish
- .-.- No data available at this section
- NA No data available



Horse/Jockey Name	Win And Tonic
Final Rank	5
Fastest Section Time (Section)	0:10.44 (800m)
Top Speed [km/h] (Section)	71.3 (800m)
Race State	Finished



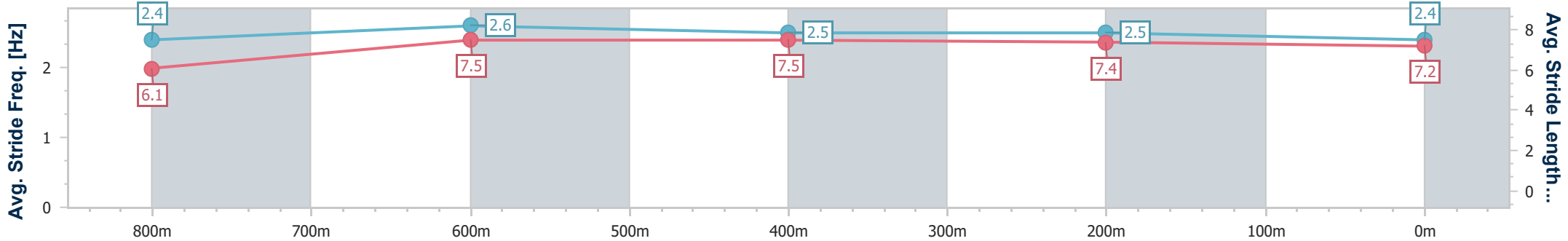
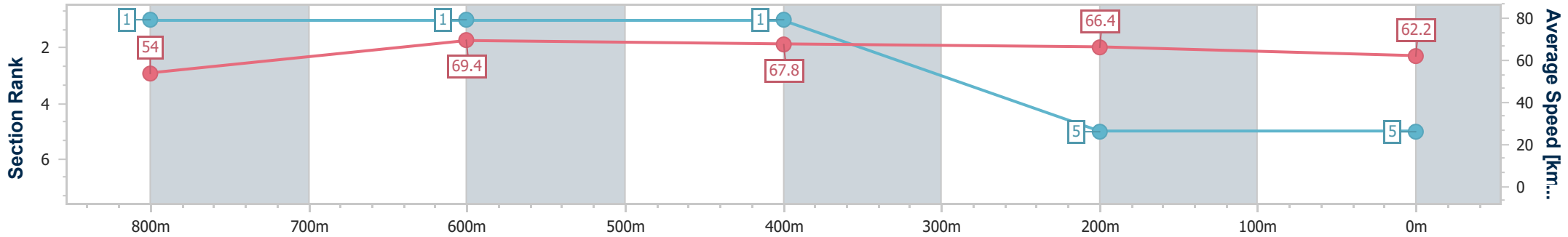
Townsville QLD Professional
Race 2: LADBROKES RACING CLUB BENCHMARK 65
Handicap - 1000m

06 March 2025 - 14:02

Track Rating: Soft 5, Weather: Fine, Rail Position: +6m 1000m-
W/Post; +2m Remainder



Section	Overall	800m	600m	400m	200m
Section Times	0:56.91 [5] (0:13.35)	0:43.56 [1] (0:10.44)	0:33.12 [1] (0:10.68)	0:22.44 [1] (0:10.86)	0:11.58 [5] (0:11.58)
Average Speed [km/h]	54.0	69.4	67.8	66.4	62.2
Top Speed [km/h]	69.3	71.3	68.5	67.5	65.2
Avg. Dist. to Rail [m]	2.5	2.0	1.0	1.6	1.7
Avg. Stride Freq. [Hz]	2.4	2.6	2.5	2.5	2.4
Avg. Stride Length [m]	6.1	7.5	7.5	7.4	7.2



- [] Ranking at each section and finish
- .-.- No data available at this section
- NA No data available



Townsville QLD Professional

Race 3: LADBROKES BLACKBOOK OPEN Handicap - 1000m

06 March 2025 - 14:37



Track Rating: Soft 5, Weather: Fine, Rail Position: +6m 1000m-W/Post; +2m Remainder

Section		Overall	800m	600m	400m	200m	Last 600m					
Field Times		0:56.16 (0:13.22)	0:42.94 (0:10.41)	0:32.53 (0:10.59)	0:21.94 (0:10.81)	0:11.13 (0:11.13)	0:32.53					
Rank	TAB Horse/Jockey	Barrier	Top Speed [km/h]	Fastest Section	Margin					Distance Travelled [m]		
1	3 FAMILY STAR McKenzie Apel	3	70.3 800m	0:10.45 800m	0:56.16 [1] (0:13.49)	0:42.67 [4] (0:10.45)	0:32.22 [4] (0:10.49)	0:21.73 [4] (0:10.75)	0:10.98 [2] (0:10.98)	0:56.16	0:32.22	
2	2 KING JESTER Nikki Olzard	1	70.1 800m	0:10.41 800m	0:56.28 [2] (0:13.32)	0:42.96 [2] (0:10.41)	0:32.55 [2] (0:10.49)	0:22.06 [1] (0:10.81)	0:11.25 [1] (0:11.25)	0.71L	0:32.55	+0
3	1 GO GETABOY Ashley Butler	4	70.7 800m	0:10.41 800m	0:56.41 [3] (0:13.44)	0:42.97 [3] (0:10.41)	0:32.56 [3] (0:10.57)	0:21.99 [3] (0:10.84)	0:11.15 [4] (0:11.15)	1.52L	0:32.56	+5
4	6 UNDER THE LIMIT Chris Meehan	2	70.3 800m	0:10.41 800m	0:56.96 [4] (0:13.22)	0:43.74 [1] (0:10.41)	0:33.33 [1] (0:10.64)	0:22.69 [2] (0:10.99)	0:11.70 [3] (0:11.70)	4.74L	0:33.33	+2

Scratched: Crowning Moment (#4), Tycoon Beau (#5)

[] Ranking at each section and finish
 -:-:- No data available at this section
 NA No data available

SCN Saddle cloth number
 DNF Did not finish
 DNT Did not track



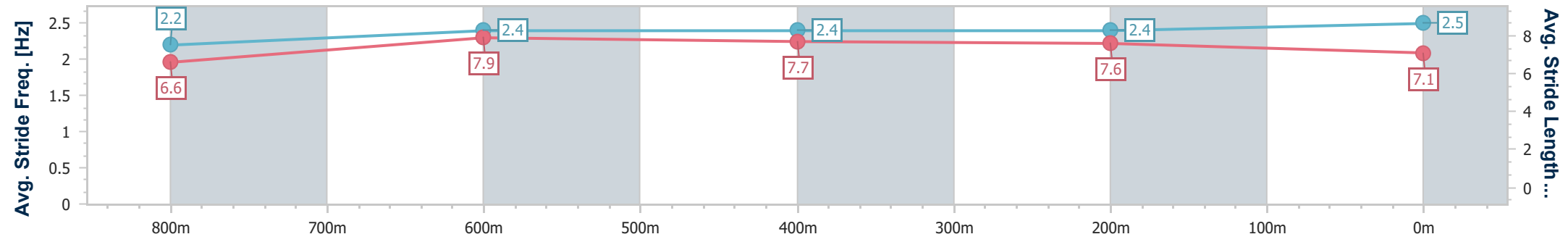
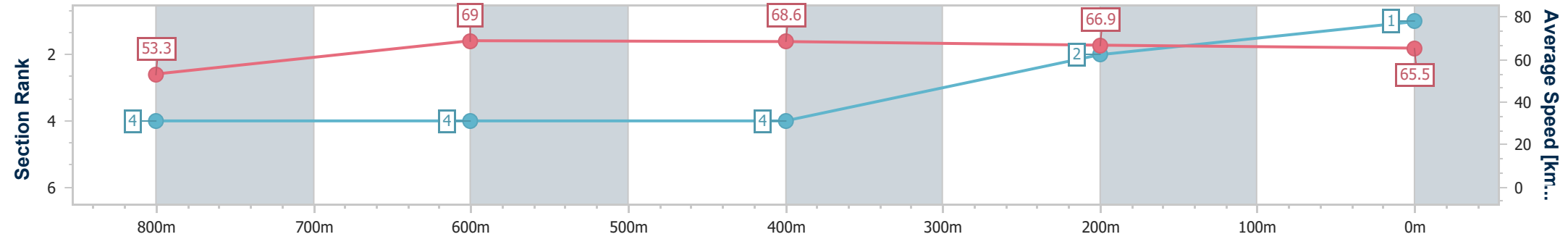
Horse/Jockey Name	Family Star
Final Rank	1
Fastest Section Time (Section)	0:10.45 (800m)
Top Speed [km/h] (Section)	70.3 (800m)
Race State	Finished



Townsville QLD Professional
 Race 3: LADBROKES BLACKBOOK OPEN Handicap - 1000m
 06 March 2025 - 14:37
 Track Rating: Soft 5, Weather: Fine, Rail Position: +6m 1000m-
 W/Post; +2m Remainder



Section	Overall	800m	600m	400m	200m
Section Times	0:56.16 [1] (0:13.49)	0:42.67 [4] (0:10.45)	0:32.22 [4] (0:10.49)	0:21.73 [4] (0:10.75)	0:10.98 [2] (0:10.98)
Average Speed [km/h]	53.3	69.0	68.6	66.9	65.5
Top Speed [km/h]	68.6	70.3	69.3	69.4	69.4
Avg. Dist. to Rail [m]	2.7	0.4	0.3	0.5	1.1
Avg. Stride Freq. [Hz]	2.2	2.4	2.4	2.4	2.5
Avg. Stride Length [m]	6.6	7.9	7.7	7.6	7.1



- [] Ranking at each section and finish
- .-.- No data available at this section
- NA No data available



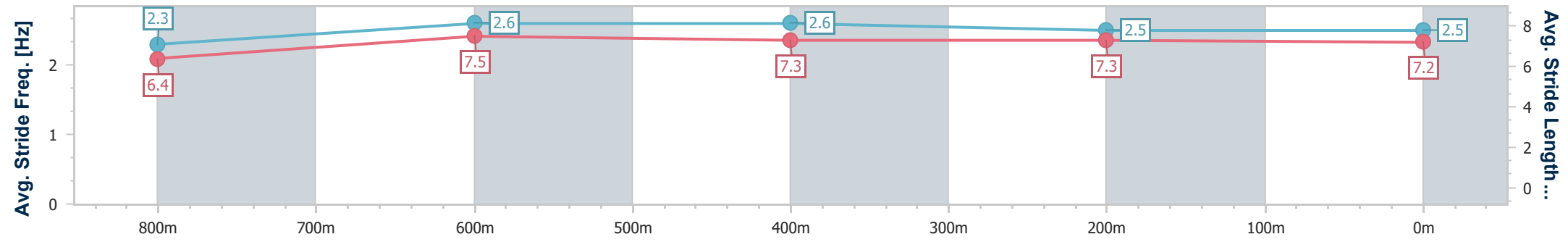
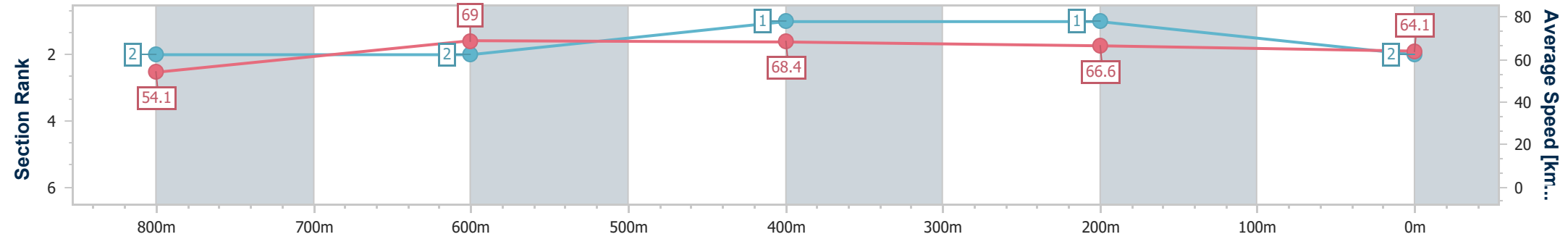
Horse/Jockey Name	King Jester
Final Rank	2
Fastest Section Time (Section)	0:10.41 (800m)
Top Speed [km/h] (Section)	70.1 (800m)
Race State	Finished



Townsville QLD Professional
 Race 3: LADBROKES BLACKBOOK OPEN Handicap - 1000m
 06 March 2025 - 14:37
 Track Rating: Soft 5, Weather: Fine, Rail Position: +6m 1000m-
 W/Post; +2m Remainder



Section	Overall	800m	600m	400m	200m
Section Times	0:56.28 [2] (0:13.32)	0:42.96 [2] (0:10.41)	0:32.55 [2] (0:10.49)	0:22.06 [1] (0:10.81)	0:11.25 [1] (0:11.25)
Average Speed [km/h]	54.1	69.0	68.4	66.6	64.1
Top Speed [km/h]	68.6	70.1	69.3	68.6	65.6
Avg. Dist. to Rail [m]	1.4	0.4	0.5	0.8	1.4
Avg. Stride Freq. [Hz]	2.3	2.6	2.6	2.5	2.5
Avg. Stride Length [m]	6.4	7.5	7.3	7.3	7.2



- [] Ranking at each section and finish
- .-.- No data available at this section
- NA No data available



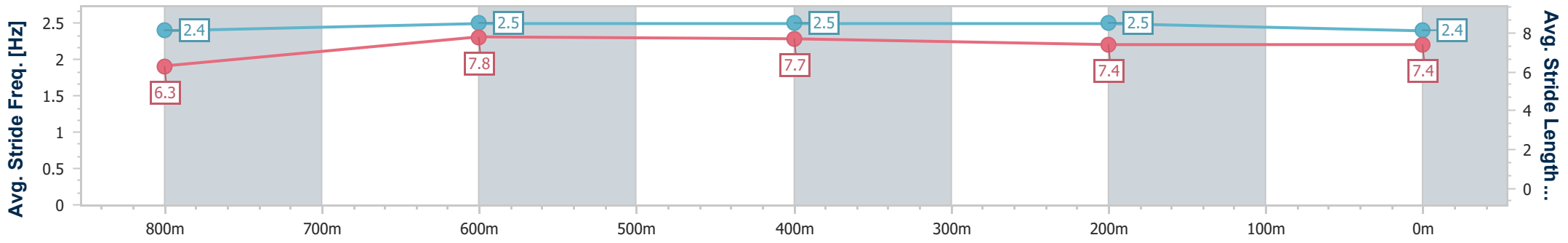
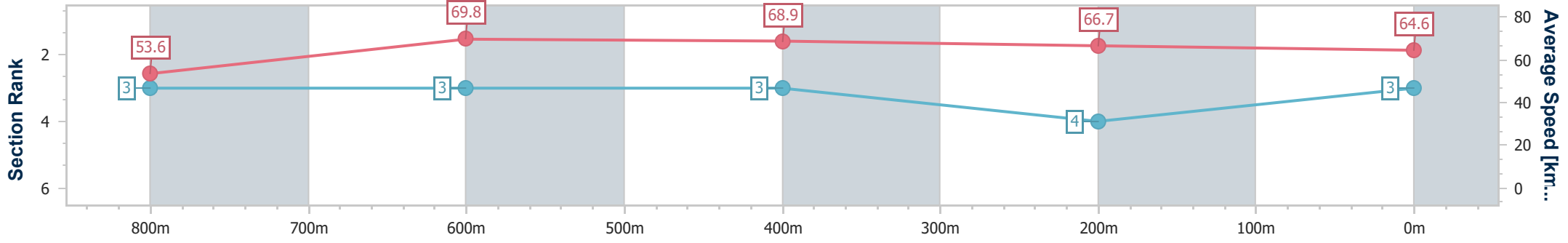
Horse/Jockey Name	Go Getaboy
Final Rank	3
Fastest Section Time (Section)	0:10.41 (800m)
Top Speed [km/h] (Section)	70.7 (800m)
Race State	Finished



Townsville QLD Professional
 Race 3: LADBROKES BLACKBOOK OPEN Handicap - 1000m
 06 March 2025 - 14:37
 Track Rating: Soft 5, Weather: Fine, Rail Position: +6m 1000m-
 W/Post; +2m Remainder



Section	Overall	800m	600m	400m	200m
Section Times	0:56.41 [3] (0:13.44)	0:42.97 [3] (0:10.41)	0:32.56 [3] (0:10.57)	0:21.99 [3] (0:10.84)	0:11.15 [4] (0:11.15)
Average Speed [km/h]	53.6	69.8	68.9	66.7	64.6
Top Speed [km/h]	69.4	70.7	70.6	67.8	67.0
Avg. Dist. to Rail [m]	4.1	2.4	2.4	3.5	3.3
Avg. Stride Freq. [Hz]	2.4	2.5	2.5	2.5	2.4
Avg. Stride Length [m]	6.3	7.8	7.7	7.4	7.4



- [] Ranking at each section and finish
- .-.- No data available at this section
- NA No data available



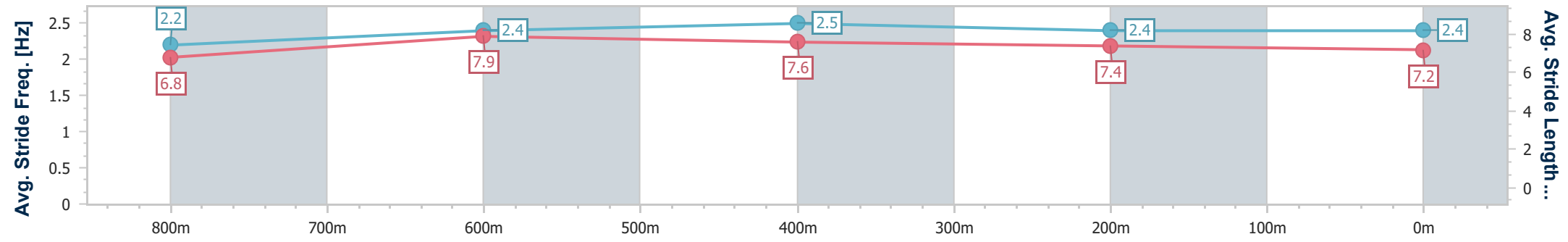
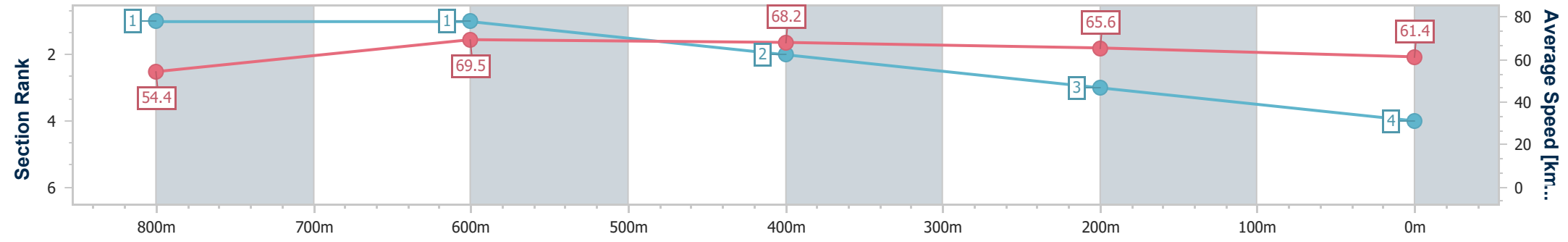
Horse/Jockey Name	Under The Limit
Final Rank	4
Fastest Section Time (Section)	0:10.41 (800m)
Top Speed [km/h] (Section)	70.3 (800m)
Race State	Finished



Townsville QLD Professional
 Race 3: LADBROKES BLACKBOOK OPEN Handicap - 1000m
 06 March 2025 - 14:37
 Track Rating: Soft 5, Weather: Fine, Rail Position: +6m 1000m-
 W/Post; +2m Remainder



Section	Overall	800m	600m	400m	200m
Section Times	0:56.96 [4] (0:13.22)	0:43.74 [1] (0:10.41)	0:33.33 [1] (0:10.64)	0:22.69 [2] (0:10.99)	0:11.70 [3] (0:11.70)
Average Speed [km/h]	54.4	69.5	68.2	65.6	61.4
Top Speed [km/h]	68.6	70.3	68.3	67.7	64.6
Avg. Dist. to Rail [m]	2.4	1.2	1.3	1.5	2.2
Avg. Stride Freq. [Hz]	2.2	2.4	2.5	2.4	2.4
Avg. Stride Length [m]	6.8	7.9	7.6	7.4	7.2



- [] Ranking at each section and finish
- .-.- No data available at this section
- NA No data available



Townsville QLD Professional

Race 4: LADBROKES PUNTER ASSIST BENCHMARK 72 Handicap - 1609m

06 March 2025 - 15:12



Track Rating: Soft 5, Weather: Fine, Rail Position: +6m 1000m-W/Post; +2m Remainder

Section		Overall	1400m	1200m	1000m	800m	600m	400m	Last 600m				
Field Times		1:37.75 (0:16.23)	1:21.52 (0:11.73)	1:09.79 (0:11.63)	0:58.16 (0:11.54)	0:46.62 (0:11.44)	0:35.18 (0:11.37)	0:23.81 (0:11.50)	0:35.18				
Rank	TAB Horse/Jockey	Barrier	Top Speed [km/h]	Fastest Section	Distance Travelled [m]								
1	5 STRATHCONA Amanda Thomson	2	65.1 600m	0:11.32 600m	1:37.75 [1] (0:16.32)	1:21.43 [2] (0:11.79)	1:09.64 [2] (0:11.66)	0:57.98 [2] (0:11.56)	0:46.42 [3] (0:11.36)	0:35.06 [2] (0:11.32)	0:23.74 [2] (0:11.53)	0:35.06	
2	6 FINSCEAL Nikki Olzard	1	64.1 600m	0:11.37 600m	1:37.84 [2] (0:16.23)	1:21.61 [1] (0:11.73)	1:09.88 [1] (0:11.63)	0:58.25 [1] (0:11.54)	0:46.71 [1] (0:11.44)	0:35.27 [1] (0:11.37)	0:23.90 [1] (0:11.50)	0:35.27	-7
3	1 CASTILE Ashley Butler	3	66.1 600m	0:11.18 800m	1:38.07 [3] (0:16.99)	1:21.08 [5] (0:11.66)	1:09.42 [5] (0:11.78)	0:57.64 [6] (0:11.42)	0:46.22 [6] (0:11.18)	0:35.04 [6] (0:11.34)	0:23.70 [5] (0:11.52)	0:35.04	-2
4	4 MYSTERY 'N' MAGIC Tyler Leslight	6	65.9 1400m	0:11.35 800m	1:38.08 [4] (0:17.01)	1:21.07 [6] (0:11.42)	1:09.65 [4] (0:11.67)	0:57.98 [4] (0:11.38)	0:46.60 [4] (0:11.35)	0:35.25 [4] (0:11.53)	0:23.72 [4] (0:11.57)	0:35.25	+4
5	3 EARLY THOUGHTS Graham Kliese	5	65.0 600m	0:11.32 1000m	1:38.29 [5] (0:16.74)	1:21.55 [3] (0:11.67)	1:09.88 [3] (0:11.58)	0:58.30 [3] (0:11.32)	0:46.98 [2] (0:11.40)	0:35.58 [3] (0:11.51)	0:24.07 [3] (0:11.64)	0:35.58	-4
6	2 OLYMPIC KORCHNOI Chris Meehan	4	64.6 800m	0:11.30 800m	1:38.30 [6] (0:16.95)	1:21.35 [4] (0:11.74)	1:09.61 [6] (0:11.67)	0:57.94 [5] (0:11.35)	0:46.59 [5] (0:11.30)	0:35.29 [5] (0:11.37)	0:23.92 [6] (0:11.56)	0:35.29	-8

[] Ranking at each section and finish
 -:-:- No data available at this section
 NA No data available

SCN Saddle cloth number
 DNF Did not finish
 DNT Did not track



Townsville QLD Professional

Race 4: LADBROKES PUNTER ASSIST BENCHMARK 72 Handicap - 1609m

06 March 2025 - 15:12



Track Rating: Soft 5, Weather: Fine, Rail Position: +6m 1000m-W/Post; +2m Remainder

Section				200m				Last 600m	
Field Times				0:12.31 (0:12.31)				0:35.18	
Rank	TAB	Horse/Jockey	Barrier	Top Speed [km/h]	Fastest Section	Margin			Distance Travelled [m]
1	5	STRATHCONA Amanda Thomson	2	65.1 600m	0:11.32 600m	0:12.21 [2] (0:12.21)	1:37.75		0:35.06
2	6	FINSCEAL Nikki Olzard	1	64.1 600m	0:11.37 600m	0:12.40 [1] (0:12.40)	0.49L		0:35.27 -7
3	1	CASTILE Ashley Butler	3	66.1 600m	0:11.18 800m	0:12.18 [4] (0:12.18)	1.85L		0:35.04 -2
4	4	MYSTERY 'N' MAGIC Tyler Leslight	6	65.9 1400m	0:11.35 800m	0:12.15 [5] (0:12.15)	1.95L		0:35.25 +4
5	3	EARLY THOUGHTS Graham Kliese	5	65.0 600m	0:11.32 1000m	0:12.43 [3] (0:12.43)	3.19L		0:35.58 -4
6	2	OLYMPIC KORCHNOI Chris Meehan	4	64.6 800m	0:11.30 800m	0:12.36 [6] (0:12.36)	3.2L		0:35.29 -8



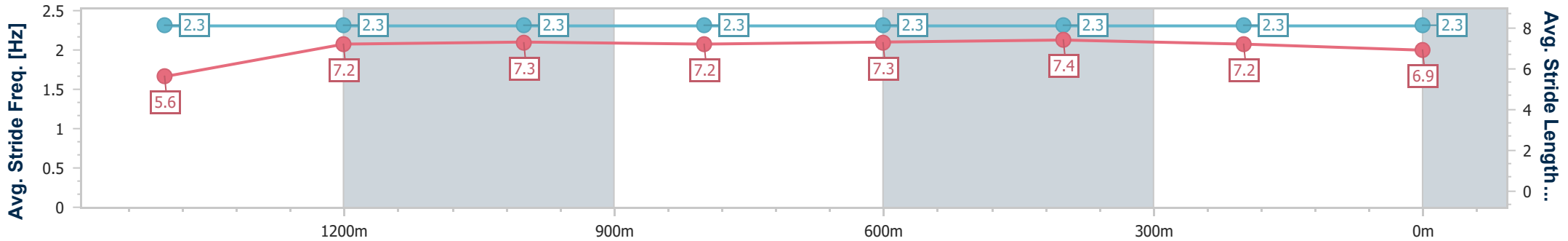
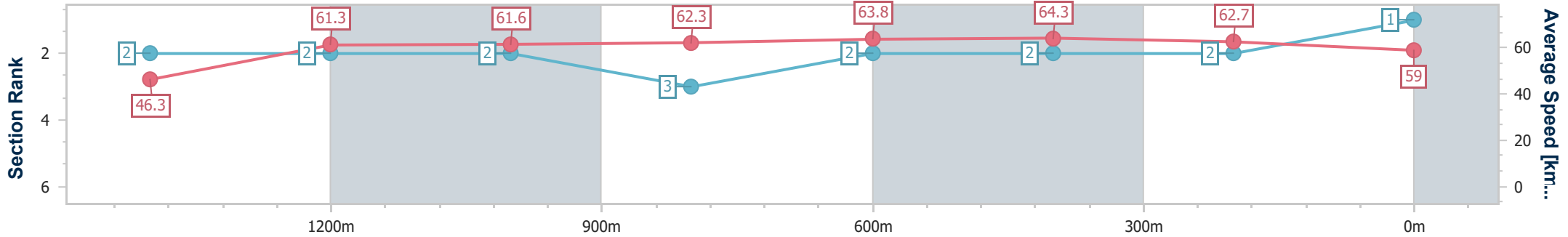
Horse/Jockey Name	Strathcona
Final Rank	1
Fastest Section Time (Section)	0:11.32 (600m)
Top Speed [km/h] (Section)	65.1 (600m)
Race State	Finished



Townsville QLD Professional
 Race 4: LADBROKES PUNTER ASSIST BENCHMARK 72
 Handicap - 1609m
 06 March 2025 - 15:12
 Track Rating: Soft 5, Weather: Fine, Rail Position: +6m 1000m-
 W/Post; +2m Remainder



Section	Overall	1400m	1200m	1000m	800m	600m	400m	200m					
Section Times	1:37.75 [1] (0:16.32)	1:21.43 [2] (0:11.79)	1:09.64 [2] (0:11.66)	0:57.98 [2] (0:11.56)	0:46.42 [3] (0:11.36)	0:35.06 [2] (0:11.32)	0:23.74 [2] (0:11.53)	0:12.21 [2] (0:12.21)					
Average Speed [km/h]	46.3	61.3	61.6	62.3	63.8	64.3	62.7	59.0					
Top Speed [km/h]	61.5	61.8	62.3	63.6	64.8	65.1	63.4	61.9					
Avg. Dist. to Rail [m]	4.6	1.5	1.3	1.5	1.9	2.1	2.8	4.1					
Avg. Stride Freq. [Hz]	2.3	2.3	2.3	2.3	2.3	2.3	2.3	2.3					
Avg. Stride Length [m]	5.6	7.2	7.3	7.2	7.3	7.4	7.2	6.9					



- [] Ranking at each section and finish
- .-.- No data available at this section
- NA No data available



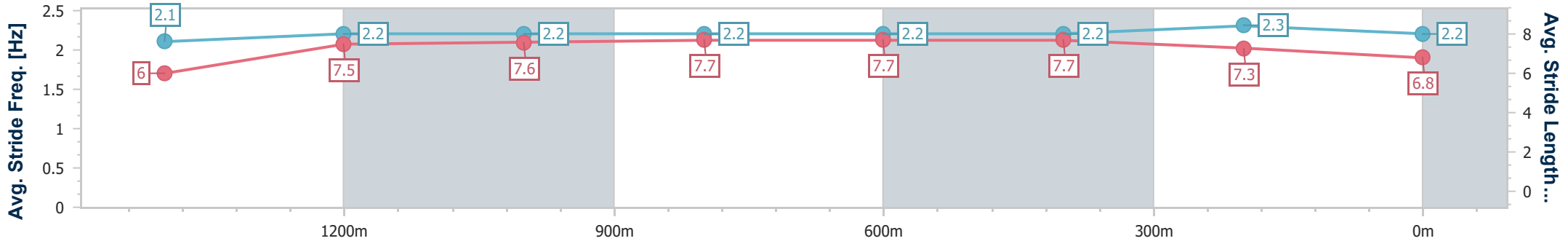
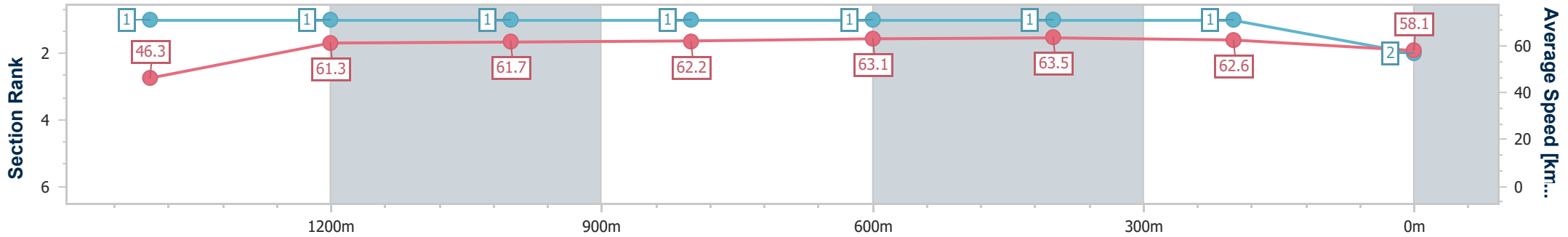
Horse/Jockey Name	Finsceal
Final Rank	2
Fastest Section Time (Section)	0:11.37 (600m)
Top Speed [km/h] (Section)	64.1 (600m)
Race State	Finished



Townsville QLD Professional
 Race 4: LADBROKES PUNTER ASSIST BENCHMARK 72
 Handicap - 1609m
 06 March 2025 - 15:12
 Track Rating: Soft 5, Weather: Fine, Rail Position: +6m 1000m-
 W/Post; +2m Remainder



Section	Overall	1400m	1200m	1000m	800m	600m	400m	200m						
Section Times	1:37.84 [2] (0:16.23)	1:21.61 [1] (0:11.73)	1:09.88 [1] (0:11.63)	0:58.25 [1] (0:11.54)	0:46.71 [1] (0:11.44)	0:35.27 [1] (0:11.37)	0:23.90 [1] (0:11.50)	0:12.40 [1] (0:12.40)						
Average Speed [km/h]	46.3	61.3	61.7	62.2	63.1	63.5	62.6	58.1						
Top Speed [km/h]	61.2	61.8	62.3	63.2	63.7	64.1	63.4	60.9						
Avg. Dist. to Rail [m]	3.8	0.5	2.2	1.5	0.9	0.6	0.7	2.1						
Avg. Stride Freq. [Hz]	2.1	2.2	2.2	2.2	2.2	2.2	2.3	2.2						
Avg. Stride Length [m]	6.0	7.5	7.6	7.7	7.7	7.7	7.3	6.8						



- [] Ranking at each section and finish
- .-.- No data available at this section
- NA No data available



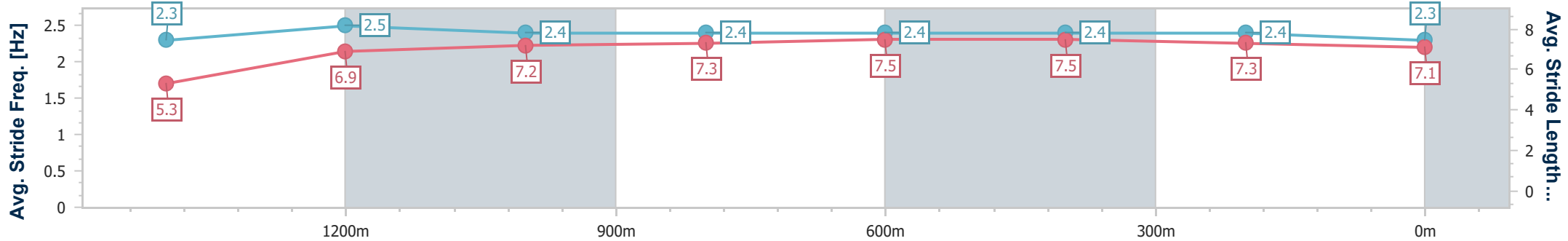
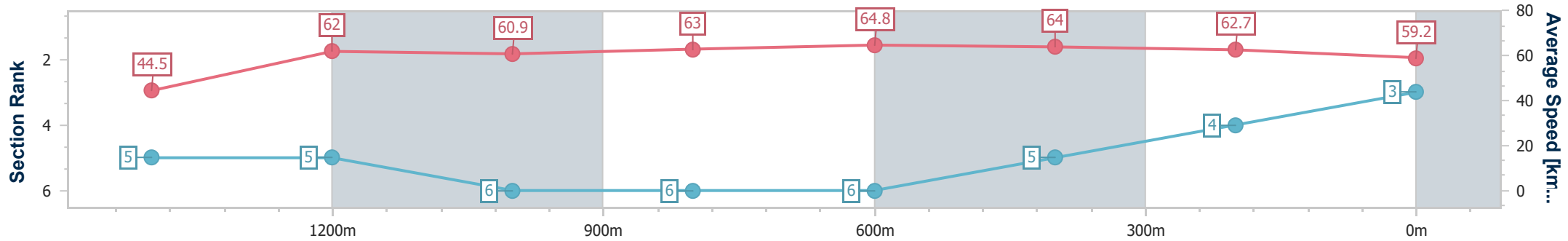
Horse/Jockey Name	Castile
Final Rank	3
Fastest Section Time (Section)	0:11.18 (800m)
Top Speed [km/h] (Section)	66.1 (600m)
Race State	Finished



Townsville QLD Professional
 Race 4: LADBROKES PUNTER ASSIST BENCHMARK 72
 Handicap - 1609m
 06 March 2025 - 15:12
 Track Rating: Soft 5, Weather: Fine, Rail Position: +6m 1000m-
 W/Post; +2m Remainder



Section	Overall	1400m	1200m	1000m	800m	600m	400m	200m						
Section Times	1:38.07 [3] (0:16.99)	1:21.08 [5] (0:11.66)	1:09.42 [5] (0:11.78)	0:57.64 [6] (0:11.42)	0:46.22 [6] (0:11.18)	0:35.04 [6] (0:11.34)	0:23.70 [5] (0:11.52)	0:12.18 [4] (0:12.18)						
Average Speed [km/h]	44.5	62.0	60.9	63.0	64.8	64.0	62.7	59.2						
Top Speed [km/h]	61.6	62.7	63.7	64.4	65.9	66.1	63.3	61.7						
Avg. Dist. to Rail [m]	4.4	1.1	1.1	1.3	1.4	1.5	2.7	4.2						
Avg. Stride Freq. [Hz]	2.3	2.5	2.4	2.4	2.4	2.4	2.4	2.3						
Avg. Stride Length [m]	5.3	6.9	7.2	7.3	7.5	7.5	7.3	7.1						



- [] Ranking at each section and finish
- .-.- No data available at this section
- NA No data available



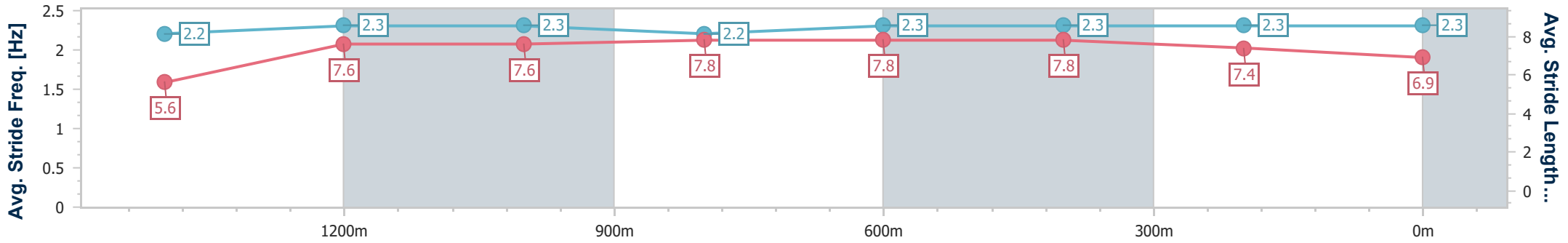
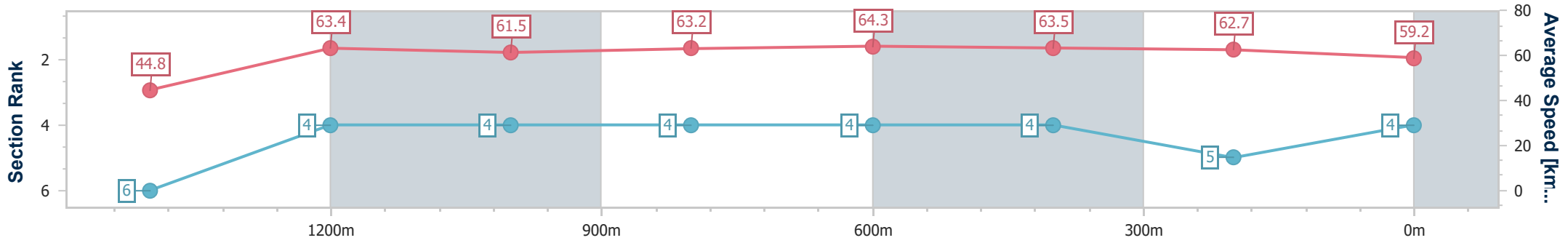
Horse/Jockey Name	Mystery 'N' Magic
Final Rank	4
Fastest Section Time (Section)	0:11.35 (800m)
Top Speed [km/h] (Section)	65.9 (1400m)
Race State	Finished



Townsville QLD Professional
 Race 4: LADBROKES PUNTER ASSIST BENCHMARK 72
 Handicap - 1609m
 06 March 2025 - 15:12
 Track Rating: Soft 5, Weather: Fine, Rail Position: +6m 1000m-
 W/Post; +2m Remainder



Section	Overall	1400m	1200m	1000m	800m	600m	400m	200m						
Section Times	1:38.08 [4] (0:17.01)	1:21.07 [6] (0:11.42)	1:09.65 [4] (0:11.67)	0:57.98 [4] (0:11.38)	0:46.60 [4] (0:11.35)	0:35.25 [4] (0:11.53)	0:23.72 [4] (0:11.57)	0:12.15 [5] (0:12.15)						
Average Speed [km/h]	44.8	63.4	61.5	63.2	64.3	63.5	62.7	59.2						
Top Speed [km/h]	63.4	65.9	62.8	64.5	65.3	65.4	64.3	61.7						
Avg. Dist. to Rail [m]	7.3	2.1	1.5	1.7	3.1	3.3	4.6	5.7						
Avg. Stride Freq. [Hz]	2.2	2.3	2.3	2.2	2.3	2.3	2.3	2.3						
Avg. Stride Length [m]	5.6	7.6	7.6	7.8	7.8	7.8	7.4	6.9						



- [] Ranking at each section and finish
- .-.- No data available at this section
- NA No data available



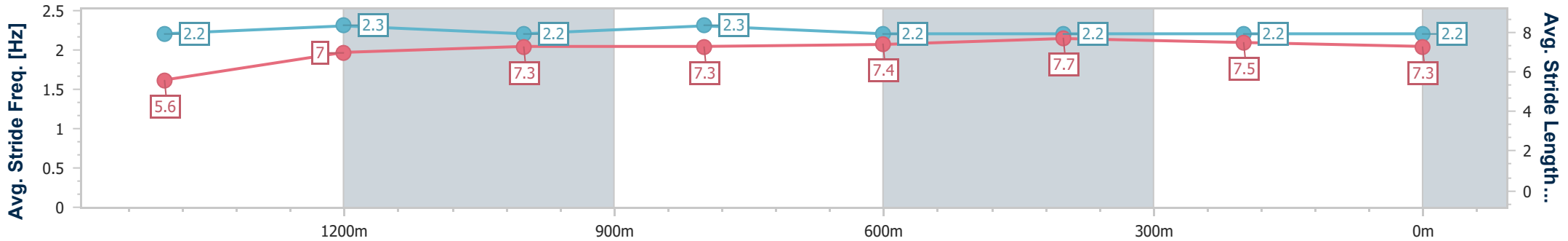
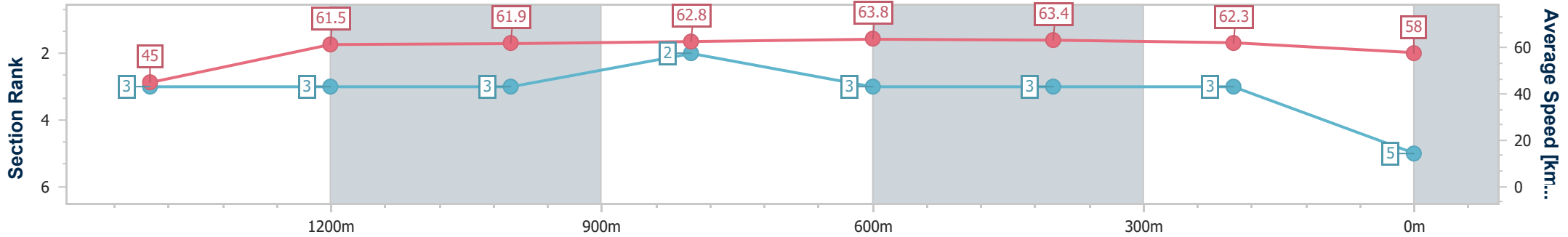
Horse/Jockey Name	Early Thoughts
Final Rank	5
Fastest Section Time (Section)	0:11.32 (1000m)
Top Speed [km/h] (Section)	65.0 (600m)
Race State	Finished



Townsville QLD Professional
 Race 4: LADBROKES PUNTER ASSIST BENCHMARK 72
 Handicap - 1609m
 06 March 2025 - 15:12
 Track Rating: Soft 5, Weather: Fine, Rail Position: +6m 1000m-
 W/Post; +2m Remainder



Section	Overall	1400m	1200m	1000m	800m	600m	400m	200m						
Section Times	1:38.29 [5] (0:16.74)	1:21.55 [3] (0:11.67)	1:09.88 [3] (0:11.58)	0:58.30 [3] (0:11.32)	0:46.98 [2] (0:11.40)	0:35.58 [3] (0:11.51)	0:24.07 [3] (0:11.64)	0:12.43 [3] (0:12.43)						
Average Speed [km/h]	45.0	61.5	61.9	62.8	63.8	63.4	62.3	58.0						
Top Speed [km/h]	61.0	62.8	62.9	63.2	64.3	65.0	63.0	61.5						
Avg. Dist. to Rail [m]	4.8	0.9	2.8	2.1	1.5	3.0	4.0	4.3						
Avg. Stride Freq. [Hz]	2.2	2.3	2.2	2.3	2.2	2.2	2.2	2.2						
Avg. Stride Length [m]	5.6	7.0	7.3	7.3	7.4	7.7	7.5	7.3						



- [] Ranking at each section and finish
- .-.- No data available at this section
- NA No data available



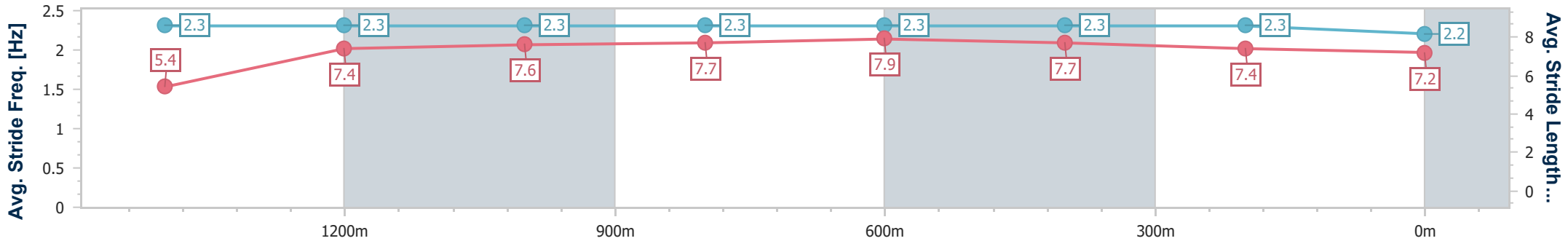
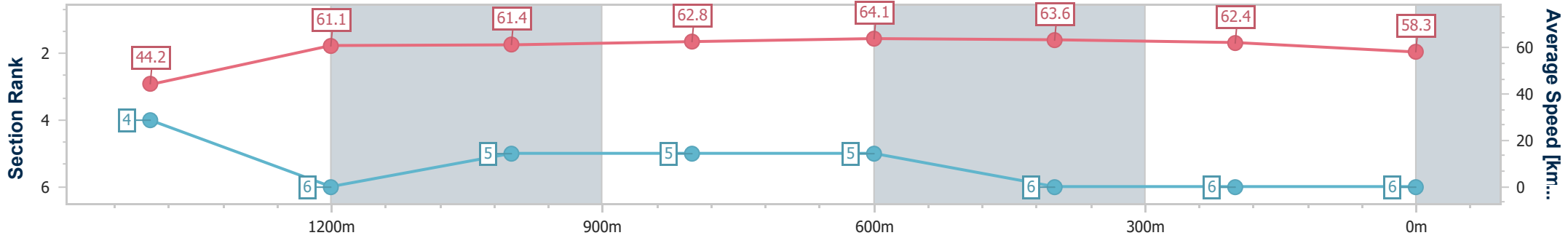
Horse/Jockey Name	Olympic Korchnoi
Final Rank	6
Fastest Section Time (Section)	0:11.30 (800m)
Top Speed [km/h] (Section)	64.6 (800m)
Race State	Finished



Townsville QLD Professional
 Race 4: LADBROKES PUNTER ASSIST BENCHMARK 72
 Handicap - 1609m
 06 March 2025 - 15:12
 Track Rating: Soft 5, Weather: Fine, Rail Position: +6m 1000m-
 W/Post; +2m Remainder



Section	Overall	1400m	1200m	1000m	800m	600m	400m	200m						
Section Times	1:38.30 [6] (0:16.95)	1:21.35 [4] (0:11.74)	1:09.61 [6] (0:11.67)	0:57.94 [5] (0:11.35)	0:46.59 [5] (0:11.30)	0:35.29 [5] (0:11.37)	0:23.92 [6] (0:11.56)	0:12.36 [6] (0:12.36)						
Average Speed [km/h]	44.2	61.1	61.4	62.8	64.1	63.6	62.4	58.3						
Top Speed [km/h]	60.2	62.5	63.5	63.6	64.6	64.1	63.3	61.8						
Avg. Dist. to Rail [m]	4.6	0.8	2.3	1.7	1.0	1.0	1.5	2.3						
Avg. Stride Freq. [Hz]	2.3	2.3	2.3	2.3	2.3	2.3	2.3	2.2						
Avg. Stride Length [m]	5.4	7.4	7.6	7.7	7.9	7.7	7.4	7.2						



- [] Ranking at each section and finish
- .-.- No data available at this section
- NA No data available



Townsville QLD Professional

Race 5: HYGAIN QTIS Three-Year-Old Maiden Plate - 1000m



06 March 2025 - 15:50

Track Rating: Soft 5, Weather: Fine, Rail Position: +6m 1000m-W/Post; +2m Remainder

Section											Last 600m		
Field Times		Overall	800m	600m	400m	200m						0:33.39	
		(0:12.78)	(0:10.43)	(0:10.92)	(0:10.93)	(0:11.54)							
Rank	TAB	Horse/Jockey	Barrier	Top Speed [km/h]	Fastest Section							Margin	Distance Travelled [m]
1	3	IGNAZIO Ashley Butler	4	71.1 800m	0:10.41 800m	0:56.60 [1] (0:12.80)	0:43.80 [2] (0:10.41)	0:33.39 [1] (0:10.92)	0:22.47 [1] (0:10.93)	0:11.54 [1] (0:11.54)	0:56.60	0:33.39	
2	1	BRAVE EDDY Tyler Leslight	7	71.7 800m	0:10.40 800m	0:57.16 [2] (0:12.99)	0:44.17 [3] (0:10.40)	0:33.77 [3] (0:10.93)	0:22.84 [3] (0:11.07)	0:11.77 [2] (0:11.77)	3.3L	0:33.77	+3
3	2	CHARGIN' Wanderson D'Avila	3	72.0 800m	0:10.46 800m	0:57.38 [3] (0:12.78)	0:44.60 [1] (0:10.46)	0:34.14 [2] (0:11.03)	0:23.11 [2] (0:11.17)	0:11.94 [3] (0:11.94)	4.62L	0:34.14	-2
4	5	MISS COMANECI Nikki Olzard	5	70.3 800m	0:10.57 800m	0:57.52 [4] (0:13.62)	0:43.90 [8] (0:10.57)	0:33.33 [8] (0:10.75)	0:22.58 [8] (0:11.00)	0:11.58 [6] (0:11.58)	5.42L	0:33.33	-2
5	6	MYSTERIOUS BAY Graham Kliese	6	70.0 800m	0:10.69 800m	0:57.59 [5] (0:13.15)	0:44.44 [6] (0:10.69)	0:33.75 [6] (0:10.84)	0:22.91 [6] (0:11.17)	0:11.74 [5] (0:11.74)	5.83L	0:33.75	+2
6	4	OUTBID Chris Meehan	8	70.2 800m	0:10.57 800m	0:57.72 [6] (0:13.32)	0:44.40 [7] (0:10.57)	0:33.83 [7] (0:10.82)	0:23.01 [7] (0:11.24)	0:11.77 [7] (0:11.77)	6.58L	0:33.83	+6
7	7	SEABEE McKenzie Apel	1	71.4 Overall	0:10.49 800m	0:57.85 [7] (0:13.08)	0:44.77 [4] (0:10.49)	0:34.28 [5] (0:10.90)	0:23.38 [4] (0:11.36)	0:12.02 [4] (0:12.02)	7.38L	0:34.28	+0
8	8	SHEEZ BRUTAFUL Denicious Smith	2	71.0 800m	0:10.44 800m	0:58.46 [8] (0:13.12)	0:45.34 [5] (0:10.44)	0:34.90 [4] (0:10.93)	0:23.97 [5] (0:11.59)	0:12.38 [8] (0:12.38)	10.94L	0:34.90	+0

[] Ranking at each section and finish
 -:-:- No data available at this section
 NA No data available

SCN Saddle cloth number
 DNF Did not finish
 DNT Did not track



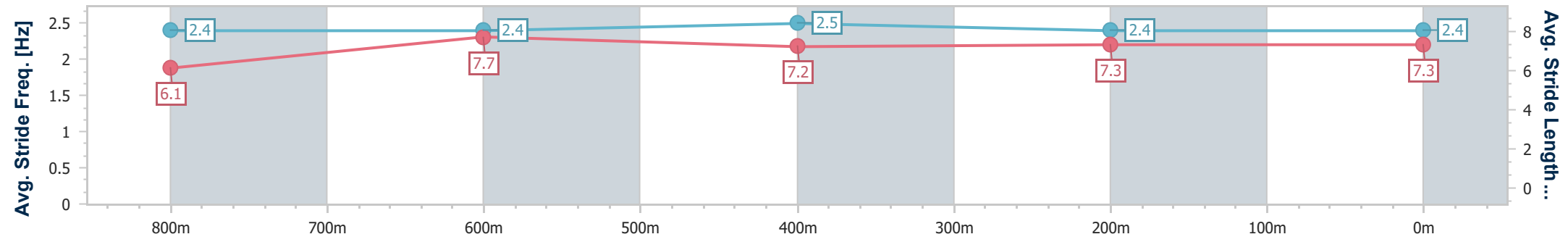
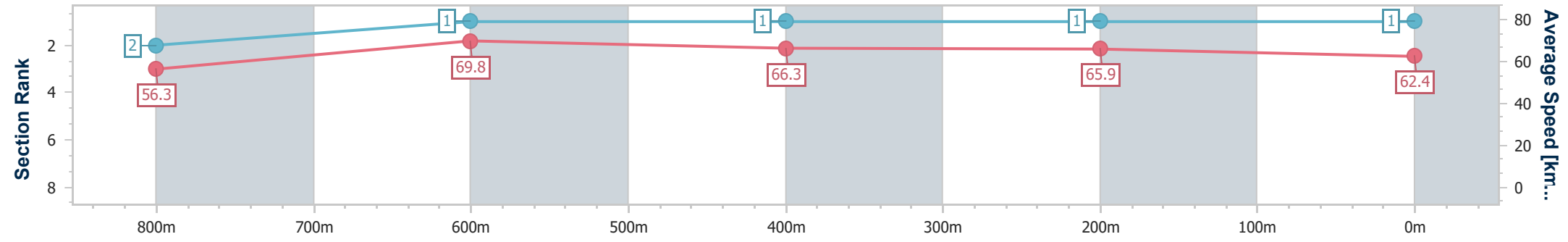
Horse/Jockey Name	Ignazio
Final Rank	1
Fastest Section Time (Section)	0:10.41 (800m)
Top Speed [km/h] (Section)	71.1 (800m)
Race State	Finished



Townsville QLD Professional
 Race 5: HYGAIN QTIS Three-Year-Old Maiden Plate - 1000m
 06 March 2025 - 15:50
 Track Rating: Soft 5, Weather: Fine, Rail Position: +6m 1000m-
 W/Post; +2m Remainder



Section	Overall	800m	600m	400m	200m
Section Times	0:56.60 [1] (0:12.80)	0:43.80 [2] (0:10.41)	0:33.39 [1] (0:10.92)	0:22.47 [1] (0:10.93)	0:11.54 [1] (0:11.54)
Average Speed [km/h]	56.3	69.8	66.3	65.9	62.4
Top Speed [km/h]	71.0	71.1	67.3	66.4	65.1
Avg. Dist. to Rail [m]	4.7	2.2	1.1	0.6	1.8
Avg. Stride Freq. [Hz]	2.4	2.4	2.5	2.4	2.4
Avg. Stride Length [m]	6.1	7.7	7.2	7.3	7.3



- [] Ranking at each section and finish
- .-.- No data available at this section
- NA No data available



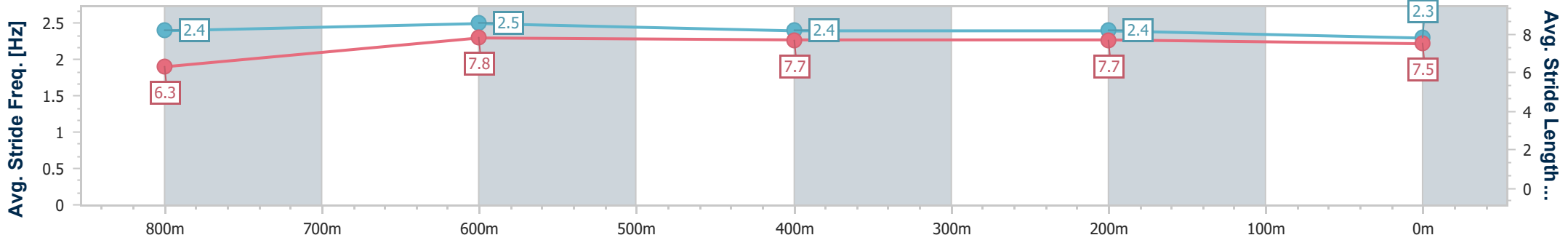
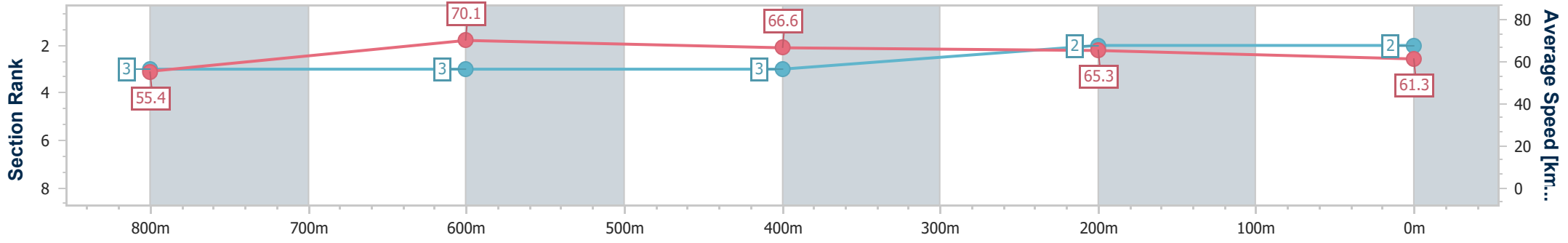
Horse/Jockey Name	Brave Eddy
Final Rank	2
Fastest Section Time (Section)	0:10.40 (800m)
Top Speed [km/h] (Section)	71.7 (800m)
Race State	Finished



Townsville QLD Professional
 Race 5: HYGAIN QTIS Three-Year-Old Maiden Plate - 1000m
 06 March 2025 - 15:50
 Track Rating: Soft 5, Weather: Fine, Rail Position: +6m 1000m-
 W/Post; +2m Remainder



Section	Overall	800m	600m	400m	200m
Section Times	0:57.16 [2] (0:12.99)	0:44.17 [3] (0:10.40)	0:33.77 [3] (0:10.93)	0:22.84 [3] (0:11.07)	0:11.77 [2] (0:11.77)
Average Speed [km/h]	55.4	70.1	66.6	65.3	61.3
Top Speed [km/h]	71.2	71.7	69.2	66.5	63.7
Avg. Dist. to Rail [m]	6.9	2.6	2.6	3.2	3.2
Avg. Stride Freq. [Hz]	2.4	2.5	2.4	2.4	2.3
Avg. Stride Length [m]	6.3	7.8	7.7	7.7	7.5



- [] Ranking at each section and finish
- .-.- No data available at this section
- NA No data available



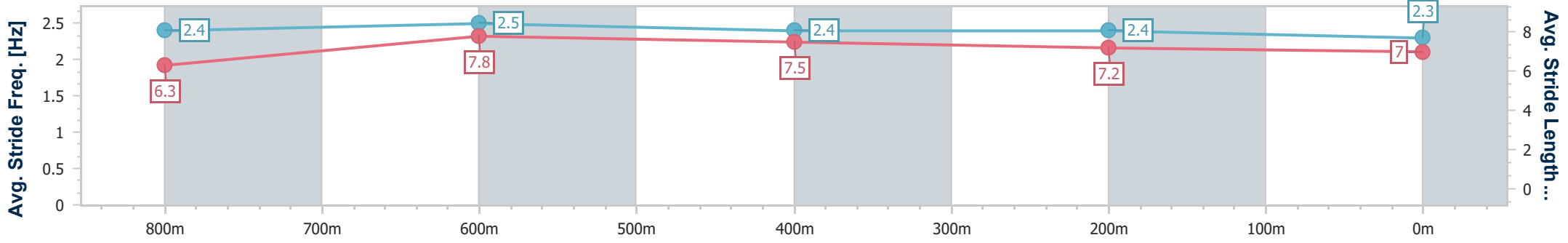
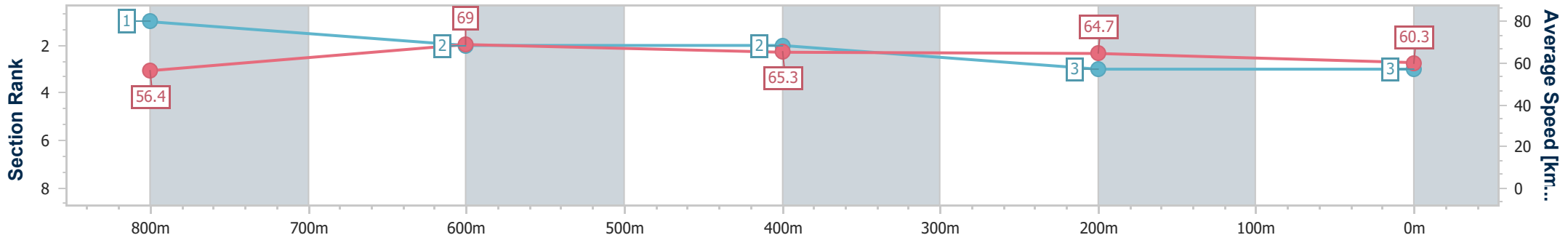
Horse/Jockey Name	Chargin'
Final Rank	3
Fastest Section Time (Section)	0:10.46 (800m)
Top Speed [km/h] (Section)	72.0 (800m)
Race State	Finished



Townsville QLD Professional
 Race 5: HYGAIN QTIS Three-Year-Old Maiden Plate - 1000m
 06 March 2025 - 15:50
 Track Rating: Soft 5, Weather: Fine, Rail Position: +6m 1000m-
 W/Post; +2m Remainder



Section	Overall	800m	600m	400m	200m
Section Times	0:57.38 [3] (0:12.78)	0:44.60 [1] (0:10.46)	0:34.14 [2] (0:11.03)	0:23.11 [2] (0:11.17)	0:11.94 [3] (0:11.94)
Average Speed [km/h]	56.4	69.0	65.3	64.7	60.3
Top Speed [km/h]	71.8	72.0	69.1	66.3	63.2
Avg. Dist. to Rail [m]	2.8	0.6	0.5	1.1	1.0
Avg. Stride Freq. [Hz]	2.4	2.5	2.4	2.4	2.3
Avg. Stride Length [m]	6.3	7.8	7.5	7.2	7.0



- [] Ranking at each section and finish
- .-.- No data available at this section
- NA No data available



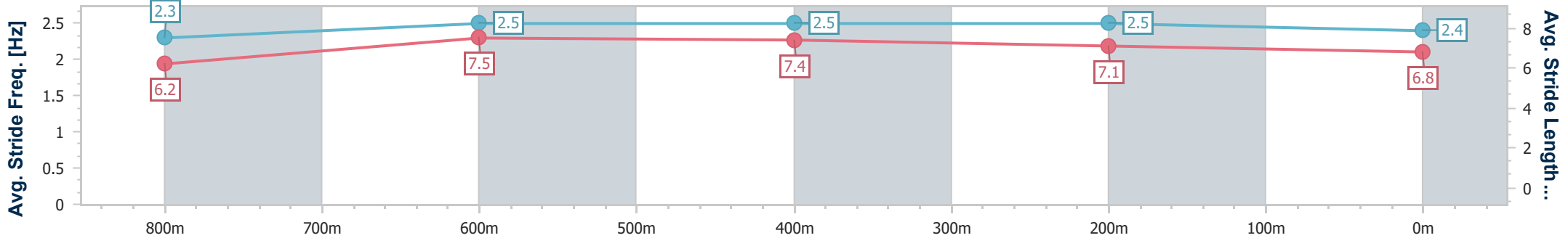
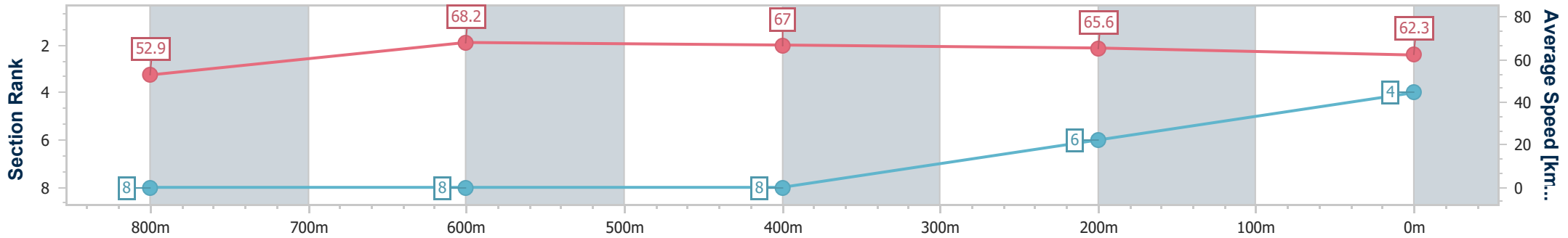
Horse/Jockey Name	Miss Comaneci
Final Rank	4
Fastest Section Time (Section)	0:10.57 (800m)
Top Speed [km/h] (Section)	70.3 (800m)
Race State	Finished



Townsville QLD Professional
 Race 5: HYGAIN QTIS Three-Year-Old Maiden Plate - 1000m
 06 March 2025 - 15:50
 Track Rating: Soft 5, Weather: Fine, Rail Position: +6m 1000m-
 W/Post; +2m Remainder



Section	Overall	800m	600m	400m	200m
Section Times	0:57.52 [4] (0:13.62)	0:43.90 [8] (0:10.57)	0:33.33 [8] (0:10.75)	0:22.58 [8] (0:11.00)	0:11.58 [6] (0:11.58)
Average Speed [km/h]	52.9	68.2	67.0	65.6	62.3
Top Speed [km/h]	67.9	70.3	69.8	66.8	64.5
Avg. Dist. to Rail [m]	3.4	0.4	0.5	1.1	1.7
Avg. Stride Freq. [Hz]	2.3	2.5	2.5	2.5	2.4
Avg. Stride Length [m]	6.2	7.5	7.4	7.1	6.8



- [] Ranking at each section and finish
- .-.- No data available at this section
- NA No data available



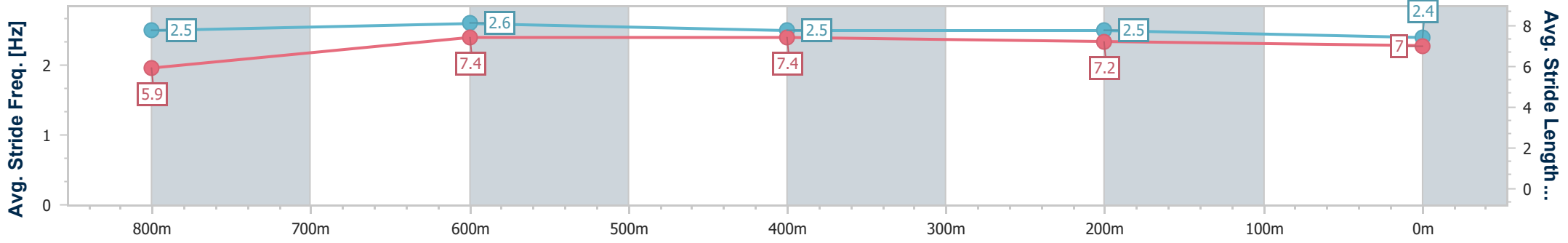
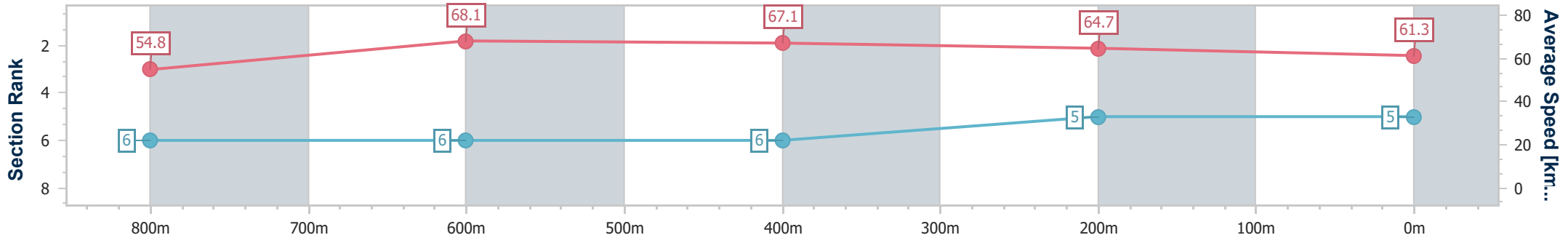
Horse/Jockey Name	Mysterious Bay
Final Rank	5
Fastest Section Time (Section)	0:10.69 (800m)
Top Speed [km/h] (Section)	70.0 (800m)
Race State	Finished



Townsville QLD Professional
 Race 5: HYGAIN QTIS Three-Year-Old Maiden Plate - 1000m
 06 March 2025 - 15:50
 Track Rating: Soft 5, Weather: Fine, Rail Position: +6m 1000m-
 W/Post; +2m Remainder



Section	Overall	800m	600m	400m	200m
Section Times	0:57.59 [5] (0:13.15)	0:44.44 [6] (0:10.69)	0:33.75 [6] (0:10.84)	0:22.91 [6] (0:11.17)	0:11.74 [5] (0:11.74)
Average Speed [km/h]	54.8	68.1	67.1	64.7	61.3
Top Speed [km/h]	69.2	70.0	68.9	66.7	63.3
Avg. Dist. to Rail [m]	4.9	3.0	2.1	3.1	4.5
Avg. Stride Freq. [Hz]	2.5	2.6	2.5	2.5	2.4
Avg. Stride Length [m]	5.9	7.4	7.4	7.2	7.0



- [] Ranking at each section and finish
- .-.- No data available at this section
- NA No data available



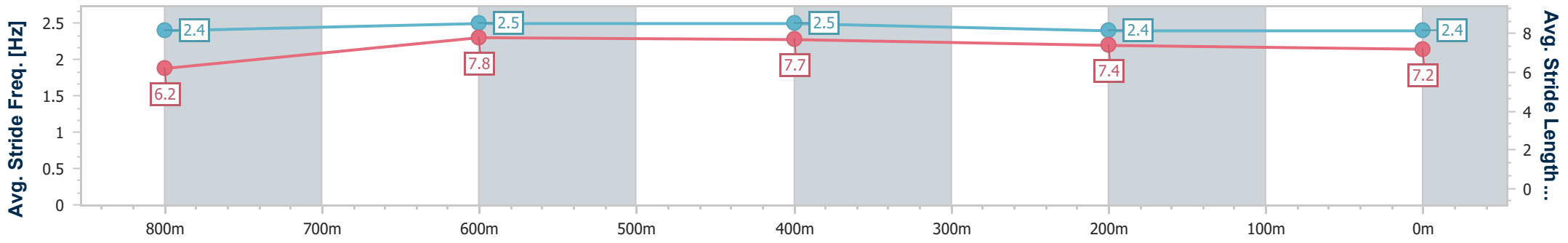
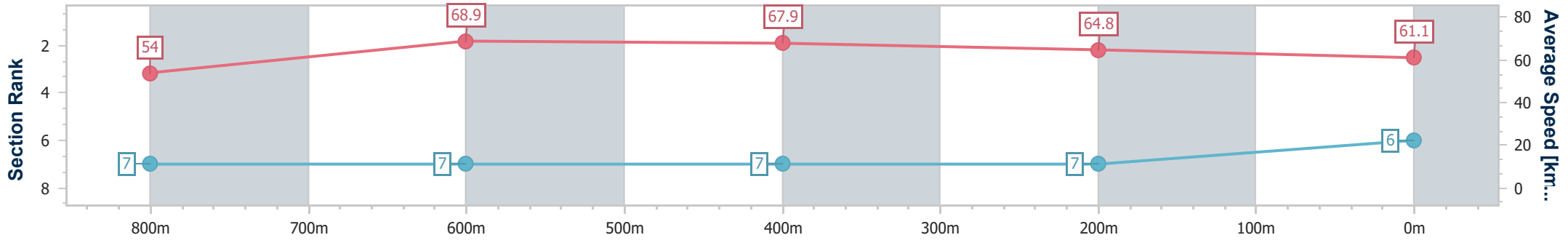
Horse/Jockey Name	Outbid
Final Rank	6
Fastest Section Time (Section)	0:10.57 (800m)
Top Speed [km/h] (Section)	70.2 (800m)
Race State	Finished



Townsville QLD Professional
 Race 5: HYGAIN QTIS Three-Year-Old Maiden Plate - 1000m
 06 March 2025 - 15:50
 Track Rating: Soft 5, Weather: Fine, Rail Position: +6m 1000m-
 W/Post; +2m Remainder



Section	Overall	800m	600m	400m	200m
Section Times	0:57.72 [6] (0:13.32)	0:44.40 [7] (0:10.57)	0:33.83 [7] (0:10.82)	0:23.01 [7] (0:11.24)	0:11.77 [7] (0:11.77)
Average Speed [km/h]	54.0	68.9	67.9	64.8	61.1
Top Speed [km/h]	69.8	70.2	69.7	67.4	64.2
Avg. Dist. to Rail [m]	6.8	2.6	4.5	7.0	7.3
Avg. Stride Freq. [Hz]	2.4	2.5	2.5	2.4	2.4
Avg. Stride Length [m]	6.2	7.8	7.7	7.4	7.2



- [] Ranking at each section and finish
- .-.- No data available at this section
- NA No data available



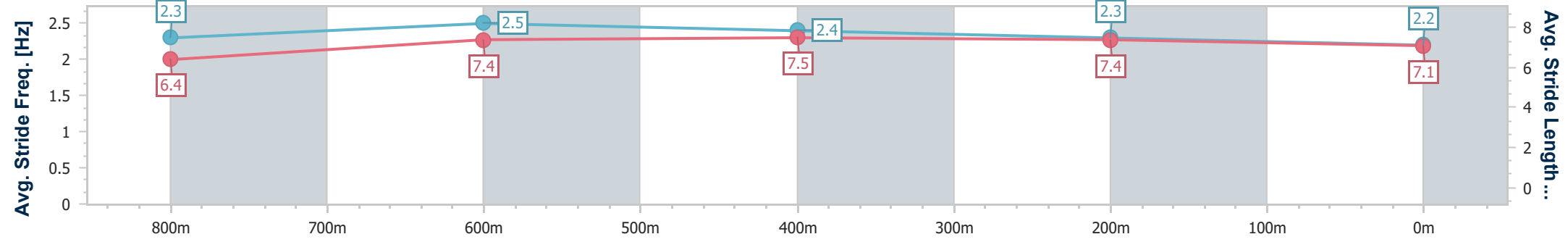
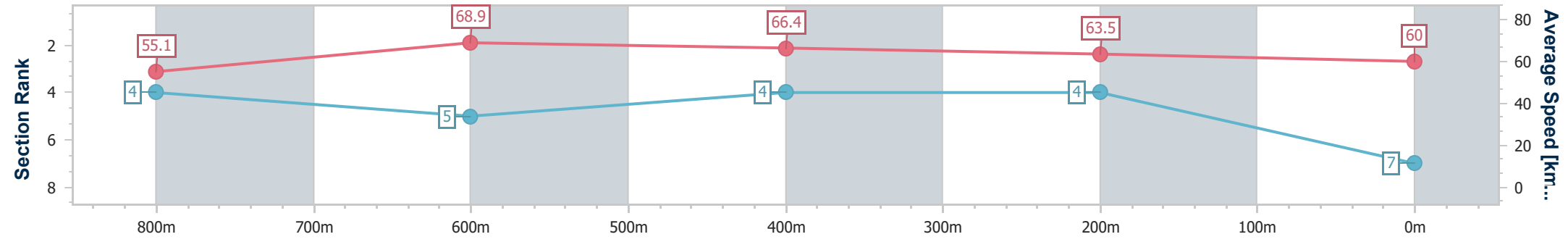
Horse/Jockey Name	Seabee
Final Rank	7
Fastest Section Time (Section)	0:10.49 (800m)
Top Speed [km/h] (Section)	71.4 (Overall)
Race State	Finished



Townsville QLD Professional
 Race 5: HYGAIN QTIS Three-Year-Old Maiden Plate - 1000m
 06 March 2025 - 15:50
 Track Rating: Soft 5, Weather: Fine, Rail Position: +6m 1000m-
 W/Post; +2m Remainder



Section	Overall	800m	600m	400m	200m
Section Times	0:57.85 [7] (0:13.08)	0:44.77 [4] (0:10.49)	0:34.28 [5] (0:10.90)	0:23.38 [4] (0:11.36)	0:12.02 [4] (0:12.02)
Average Speed [km/h]	55.1	68.9	66.4	63.5	60.0
Top Speed [km/h]	71.4	71.4	68.7	64.4	62.7
Avg. Dist. to Rail [m]	1.7	1.4	1.1	0.8	1.6
Avg. Stride Freq. [Hz]	2.3	2.5	2.4	2.3	2.2
Avg. Stride Length [m]	6.4	7.4	7.5	7.4	7.1



- [] Ranking at each section and finish
- .-.- No data available at this section
- NA No data available



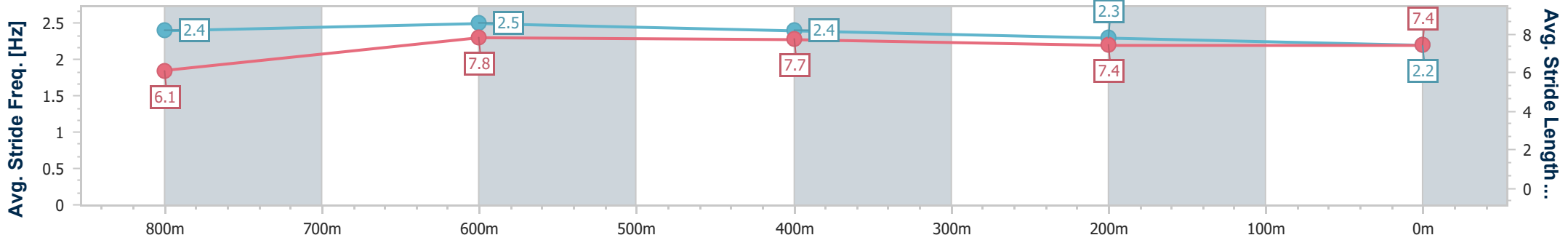
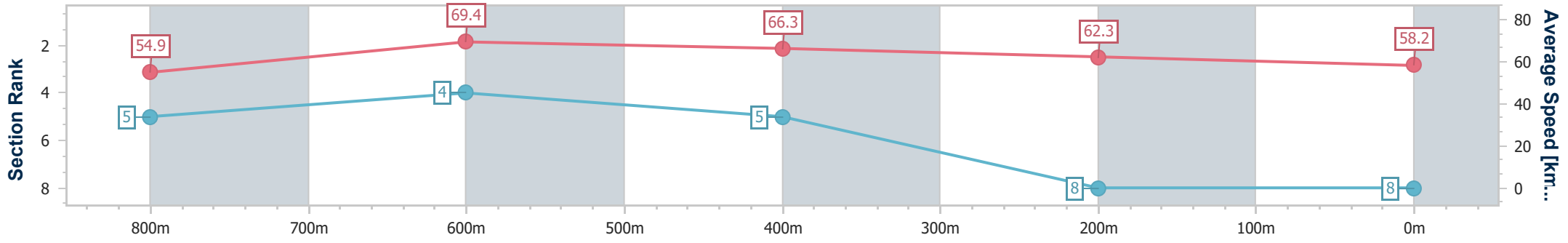
Horse/Jockey Name	Sheez Brutaful
Final Rank	8
Fastest Section Time (Section)	0:10.44 (800m)
Top Speed [km/h] (Section)	71.0 (800m)
Race State	Finished



Townsville QLD Professional
 Race 5: HYGAIN QTIS Three-Year-Old Maiden Plate - 1000m
 06 March 2025 - 15:50
 Track Rating: Soft 5, Weather: Fine, Rail Position: +6m 1000m-
 W/Post; +2m Remainder



Section	Overall	800m	600m	400m	200m
Section Times	0:58.46 [8] (0:13.12)	0:45.34 [5] (0:10.44)	0:34.90 [4] (0:10.93)	0:23.97 [5] (0:11.59)	0:12.38 [8] (0:12.38)
Average Speed [km/h]	54.9	69.4	66.3	62.3	58.2
Top Speed [km/h]	70.3	71.0	68.3	65.6	61.0
Avg. Dist. to Rail [m]	2.6	1.7	1.3	2.4	3.6
Avg. Stride Freq. [Hz]	2.4	2.5	2.4	2.3	2.2
Avg. Stride Length [m]	6.1	7.8	7.7	7.4	7.4



- [] Ranking at each section and finish
- .-.- No data available at this section
- NA No data available



Townsville QLD Professional

Race 6: MITAVITE Maiden Handicap - 1200m



06 March 2025 - 16:30

Track Rating: Soft 5, Weather: Fine, Rail Position: +6m 1000m-W/Post; +2m Remainder

Section		Overall											Last 600m	
Field Times		1:10.98											0:34.70	
		(0:14.02)												
		1000m											800m	
		0:56.96											0:45.77	
		(0:11.19)											(0:11.07)	
		800m											600m	
		0:34.70											0:23.56	
		(0:11.14)											(0:11.52)	
		600m											400m	
		0:23.56											0:12.04	
		(0:12.04)												
		400m											200m	
		0:12.04											0:11.88	
		(0:11.88)												
		200m											Last 600m	
		0:11.88											0:34.70	
		(0:12.04)												
Rank	TAB	Horse/Jockey	Barrier	Top Speed [km/h]	Fastest Section	Overall	1000m	800m	600m	400m	200m	Margin	Distance Travelled [m]	
1	4	OUR FOLLY	2	68.2	0:11.12	1:10.98 [1]	0:56.58 [5]	0:45.27 [6]	0:34.14 [5]	0:23.00 [5]	0:11.88 [4]	1:10.98	0:34.14	
		Kiran Quilty		800m	400m	(0:14.40)	(0:11.31)	(0:11.13)	(0:11.14)	(0:11.12)	(0:11.88)			
2	9	TORQUE OF DREAMS	5	67.0	0:11.07	1:11.03 [2]	0:56.93 [2]	0:45.82 [1]	0:34.75 [1]	0:23.61 [1]	0:12.09 [1]	0.31L	0:34.75 +5	
		Nikki Olzard		800m	800m	(0:14.10)	(0:11.11)	(0:11.07)	(0:11.14)	(0:11.52)	(0:12.09)			
3	2	LOOMING ONE	1	65.3	0:11.09	1:11.24 [3]	0:57.22 [1]	0:46.00 [2]	0:34.91 [2]	0:23.81 [2]	0:12.21 [2]	1.52L	0:34.91 -5	
		Aidan Holt		800m	800m	(0:14.02)	(0:11.22)	(0:11.09)	(0:11.10)	(0:11.60)	(0:12.21)			
4	5	SHE'S A MISSION	6	67.1	0:11.09	1:11.24 [4]	0:56.90 [4]	0:45.66 [4]	0:34.57 [4]	0:23.42 [4]	0:12.02 [5]	1.54L	0:34.57 +3	
		McKenzie Apel		600m	800m	(0:14.34)	(0:11.24)	(0:11.09)	(0:11.15)	(0:11.40)	(0:12.02)			
5	8	SPRING'S GIFT	3	66.7	0:11.06	1:11.28 [5]	0:56.46 [8]	0:45.24 [9]	0:34.18 [8]	0:23.12 [8]	0:11.84 [6]	1.75L	0:34.18 -2	
		Denicious Smith		800m	800m	(0:14.82)	(0:11.22)	(0:11.06)	(0:11.06)	(0:11.28)	(0:11.84)			
6	1	BINGHAMTON	7	67.1	0:11.13	1:11.41 [6]	0:57.27 [3]	0:46.09 [3]	0:34.96 [3]	0:23.75 [3]	0:12.34 [3]	2.52L	0:34.96 +6	
		Wanderson D'Avila		1000m	800m	(0:14.14)	(0:11.18)	(0:11.13)	(0:11.21)	(0:11.41)	(0:12.34)			
7	3	MAJESTIC BLAZE	8	68.0	0:11.17	1:11.50 [7]	0:56.94 [6]	0:45.61 [8]	0:34.39 [9]	0:23.22 [9]	0:11.65 [9]	3.08L	0:34.39 +6	
		Chris Meehan		600m	600m	(0:14.56)	(0:11.33)	(0:11.22)	(0:11.17)	(0:11.57)	(0:11.65)			
8	7	SNEAKY TAY	9	68.1	0:11.09	1:11.78 [8]	0:57.19 [7]	0:46.10 [5]	0:34.79 [7]	0:23.66 [7]	0:12.07 [7]	4.7L	0:34.79 +11	
		Isabella Teh		600m	1000m	(0:14.59)	(0:11.09)	(0:11.31)	(0:11.13)	(0:11.59)	(0:12.07)			
9	10	WHATA BOBBI DAZZLA	4	68.2	0:10.86	1:11.98 [9]	0:56.98 [9]	0:46.12 [7]	0:35.03 [6]	0:23.93 [6]	0:12.22 [8]	5.84L	0:35.03 +10	
		Tyler Leslight		600m	1000m	(0:15.00)	(0:10.86)	(0:11.09)	(0:11.10)	(0:11.71)	(0:12.22)			

Scratched: Glad Rag Doll (#6)



Horse/Jockey Name	Our Folly
Final Rank	1
Fastest Section Time (Section)	0:11.12 (400m)
Top Speed [km/h] (Section)	68.2 (800m)
Race State	Finished



Townsville QLD Professional

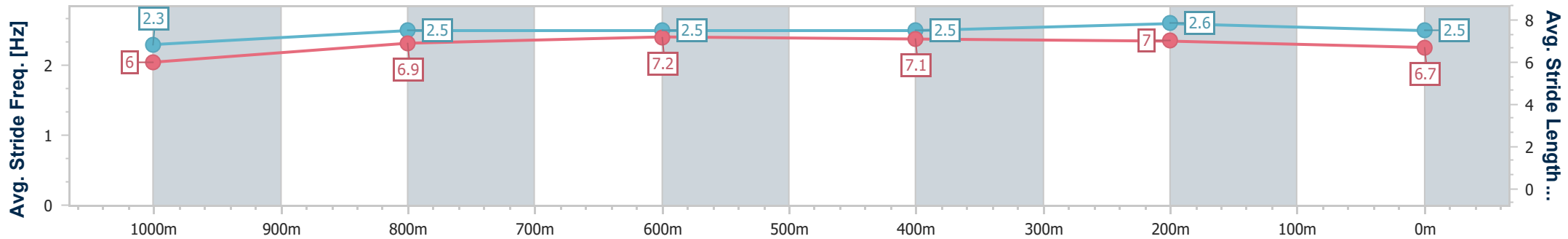
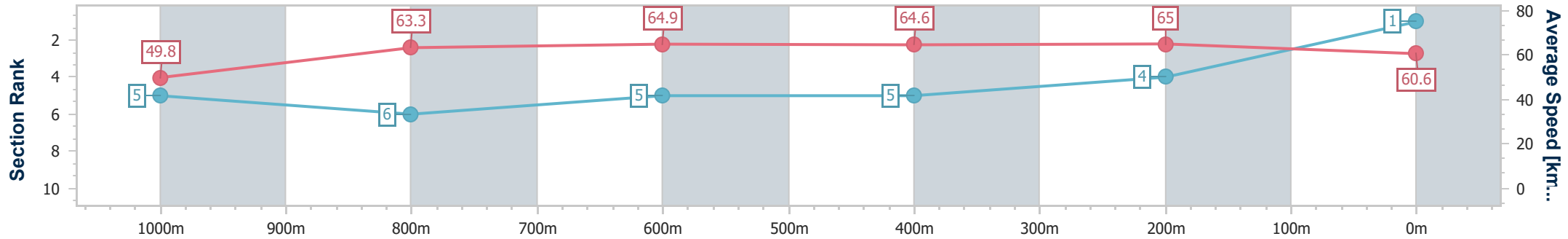
Race 6: MITAVITE Maiden Handicap - 1200m

06 March 2025 - 16:30

Track Rating: Soft 5, Weather: Fine, Rail Position: +6m 1000m-
W/Post; +2m Remainder



Section	Overall	1000m	800m	600m	400m	200m
Section Times	1:10.98 [1] (0:14.40)	0:56.58 [5] (0:11.31)	0:45.27 [6] (0:11.13)	0:34.14 [5] (0:11.14)	0:23.00 [5] (0:11.12)	0:11.88 [4] (0:11.88)
Average Speed [km/h]	49.8	63.3	64.9	64.6	65.0	60.6
Top Speed [km/h]	63.3	65.0	68.2	66.5	67.3	63.4
Avg. Dist. to Rail [m]	3.3	2.3	0.9	0.3	3.1	4.1
Avg. Stride Freq. [Hz]	2.3	2.5	2.5	2.5	2.6	2.5
Avg. Stride Length [m]	6.0	6.9	7.2	7.1	7.0	6.7



- [] Ranking at each section and finish
- .-.- No data available at this section
- NA No data available



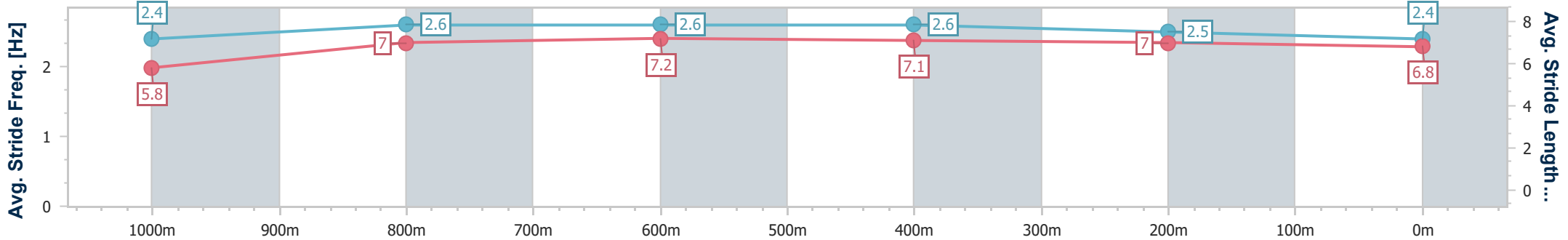
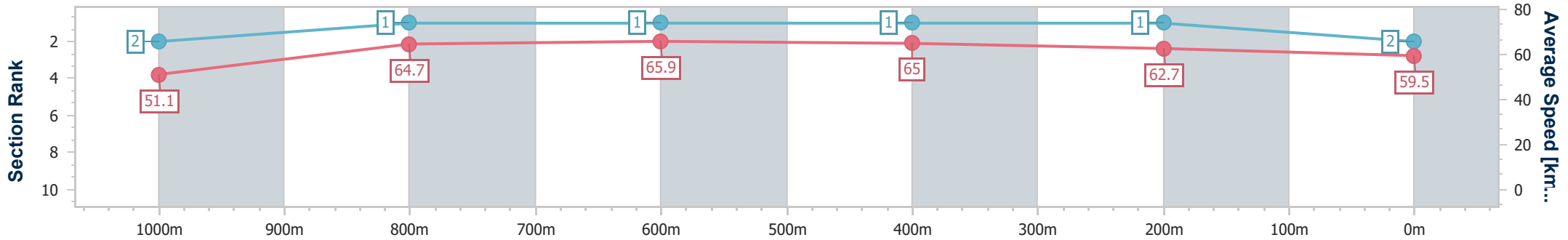
Horse/Jockey Name	Torque Of Dreams
Final Rank	2
Fastest Section Time (Section)	0:11.07 (800m)
Top Speed [km/h] (Section)	67.0 (800m)
Race State	Finished



Townsville QLD Professional
Race 6: MITAVITE Maiden Handicap - 1200m
06 March 2025 - 16:30
**Track Rating: Soft 5, Weather: Fine, Rail Position: +6m 1000m-
W/Post; +2m Remainder**



Section	Overall	1000m	800m	600m	400m	200m
Section Times	1:11.03 [2] (0:14.10)	0:56.93 [2] (0:11.11)	0:45.82 [1] (0:11.07)	0:34.75 [1] (0:11.14)	0:23.61 [1] (0:11.52)	0:12.09 [1] (0:12.09)
Average Speed [km/h]	51.1	64.7	65.9	65.0	62.7	59.5
Top Speed [km/h]	64.9	66.3	67.0	66.5	63.8	61.1
Avg. Dist. to Rail [m]	4.0	1.6	2.5	1.5	1.9	2.6
Avg. Stride Freq. [Hz]	2.4	2.6	2.6	2.6	2.5	2.4
Avg. Stride Length [m]	5.8	7.0	7.2	7.1	7.0	6.8



- [] Ranking at each section and finish
- .-.- No data available at this section
- NA No data available



Horse/Jockey Name	Looming One
Final Rank	3
Fastest Section Time (Section)	0:11.09 (800m)
Top Speed [km/h] (Section)	65.3 (800m)
Race State	Finished



Townsville QLD Professional

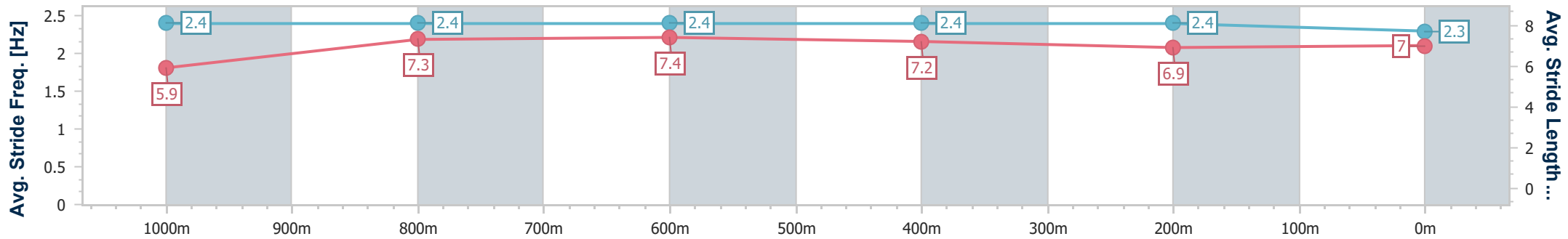
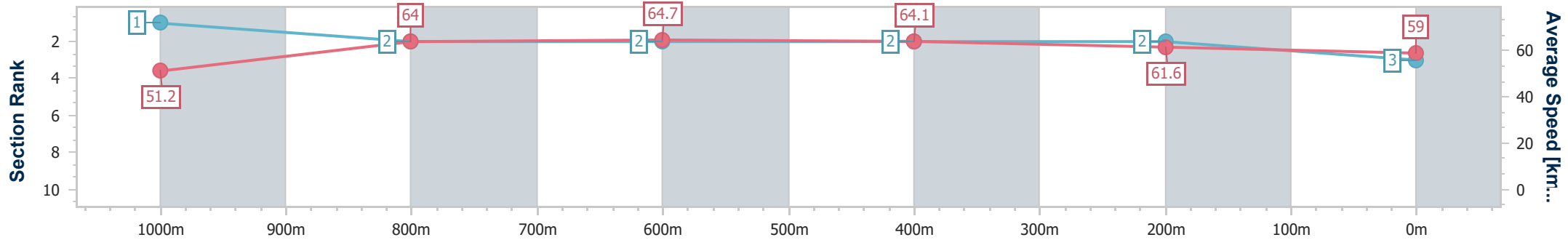
Race 6: MITAVITE Maiden Handicap - 1200m

06 March 2025 - 16:30

Track Rating: Soft 5, Weather: Fine, Rail Position: +6m 1000m-
W/Post; +2m Remainder



Section	Overall	1000m	800m	600m	400m	200m
Section Times	1:11.24 [3] (0:14.02)	0:57.22 [1] (0:11.22)	0:46.00 [2] (0:11.09)	0:34.91 [2] (0:11.10)	0:23.81 [2] (0:11.60)	0:12.21 [2] (0:12.21)
Average Speed [km/h]	51.2	64.0	64.7	64.1	61.6	59.0
Top Speed [km/h]	63.8	65.2	65.3	65.3	63.0	60.9
Avg. Dist. to Rail [m]	2.6	1.5	1.2	2.7	2.9	2.5
Avg. Stride Freq. [Hz]	2.4	2.4	2.4	2.4	2.4	2.3
Avg. Stride Length [m]	5.9	7.3	7.4	7.2	6.9	7.0



- [] Ranking at each section and finish
- .-.- No data available at this section
- NA No data available



Horse/Jockey Name	She's A Mission
Final Rank	4
Fastest Section Time (Section)	0:11.09 (800m)
Top Speed [km/h] (Section)	67.1 (600m)
Race State	Finished



Townsville QLD Professional

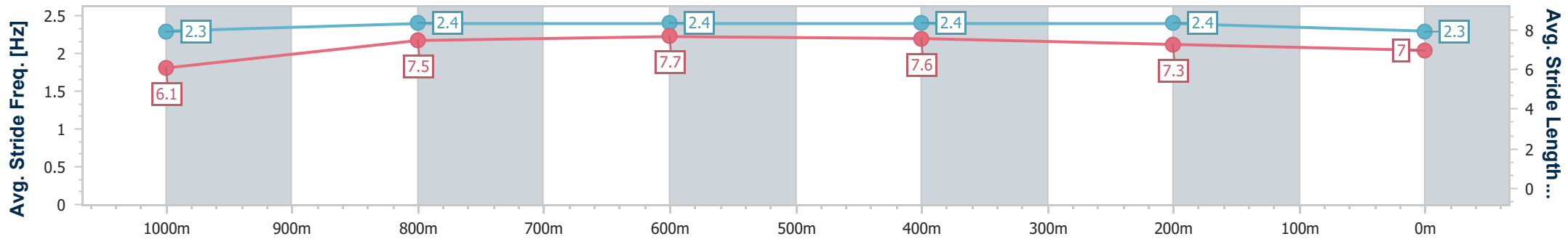
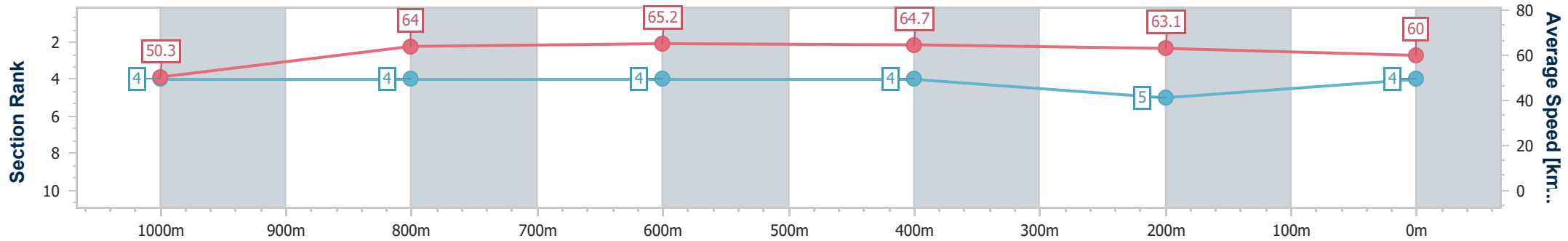
Race 6: MITAVITE Maiden Handicap - 1200m

06 March 2025 - 16:30

Track Rating: Soft 5, Weather: Fine, Rail Position: +6m 1000m-
W/Post; +2m Remainder



Section	Overall	1000m	800m	600m	400m	200m
Section Times	1:11.24 [4] (0:14.34)	0:56.90 [4] (0:11.24)	0:45.66 [4] (0:11.09)	0:34.57 [4] (0:11.15)	0:23.42 [4] (0:11.40)	0:12.02 [5] (0:12.02)
Average Speed [km/h]	50.3	64.0	65.2	64.7	63.1	60.0
Top Speed [km/h]	63.9	66.2	67.0	67.1	64.3	62.1
Avg. Dist. to Rail [m]	5.0	1.1	1.1	0.6	1.5	2.2
Avg. Stride Freq. [Hz]	2.3	2.4	2.4	2.4	2.4	2.3
Avg. Stride Length [m]	6.1	7.5	7.7	7.6	7.3	7.0



- [] Ranking at each section and finish
- .-.- No data available at this section
- NA No data available



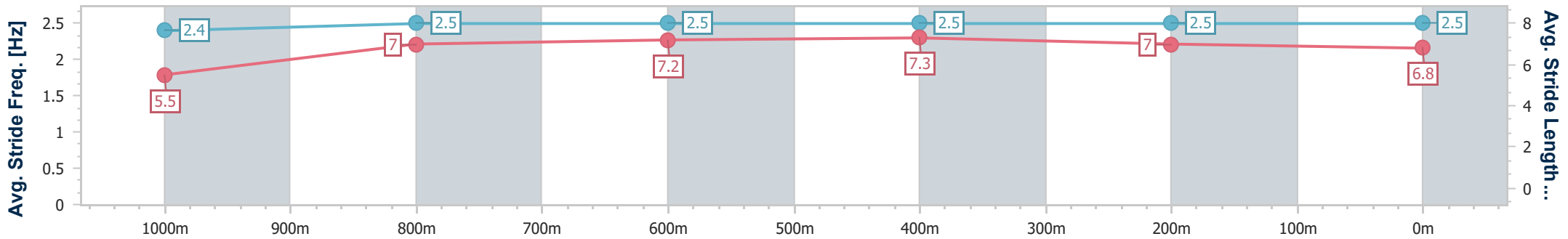
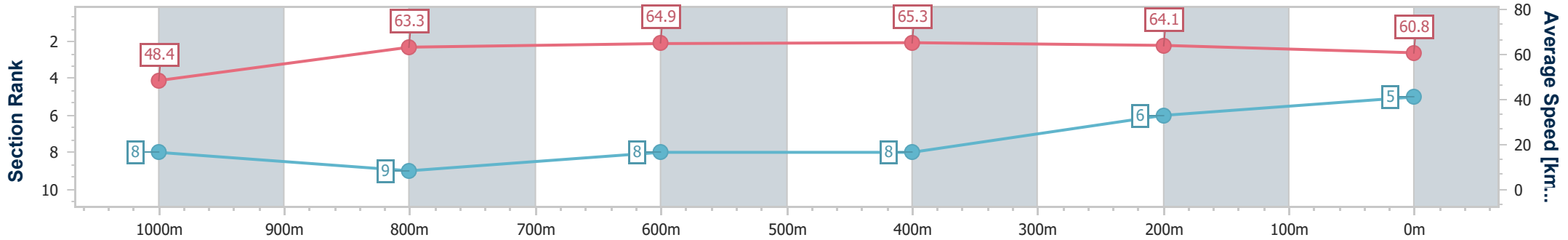
Horse/Jockey Name	Spring's Gift
Final Rank	5
Fastest Section Time (Section)	0:11.06 (800m)
Top Speed [km/h] (Section)	66.7 (800m)
Race State	Finished



Townsville QLD Professional
Race 6: MITAVITE Maiden Handicap - 1200m
06 March 2025 - 16:30
**Track Rating: Soft 5, Weather: Fine, Rail Position: +6m 1000m-
W/Post; +2m Remainder**



Section	Overall	1000m	800m	600m	400m	200m
Section Times	1:11.28 [5] (0:14.82)	0:56.46 [8] (0:11.22)	0:45.24 [9] (0:11.06)	0:34.18 [8] (0:11.06)	0:23.12 [8] (0:11.28)	0:11.84 [6] (0:11.84)
Average Speed [km/h]	48.4	63.3	64.9	65.3	64.1	60.8
Top Speed [km/h]	63.2	65.0	66.7	66.2	65.3	62.8
Avg. Dist. to Rail [m]	3.9	2.7	0.9	0.7	3.0	5.5
Avg. Stride Freq. [Hz]	2.4	2.5	2.5	2.5	2.5	2.5
Avg. Stride Length [m]	5.5	7.0	7.2	7.3	7.0	6.8



- [] Ranking at each section and finish
- .-.- No data available at this section
- NA No data available



Horse/Jockey Name	Binghamton
Final Rank	6
Fastest Section Time (Section)	0:11.13 (800m)
Top Speed [km/h] (Section)	67.1 (1000m)
Race State	Finished



Townsville QLD Professional

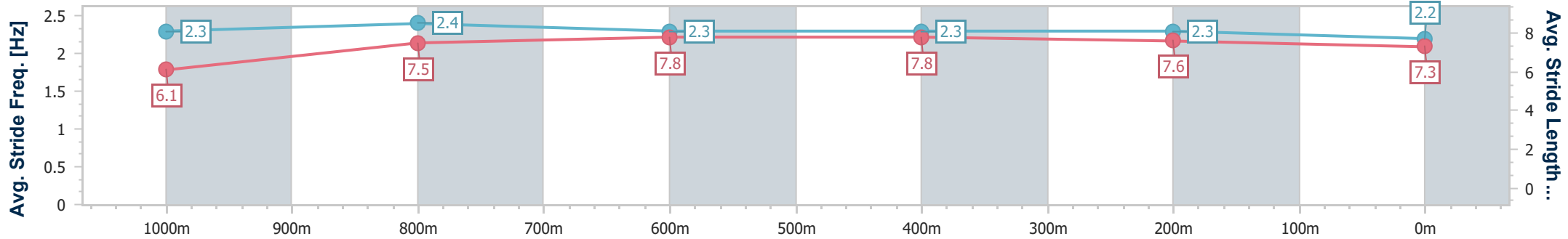
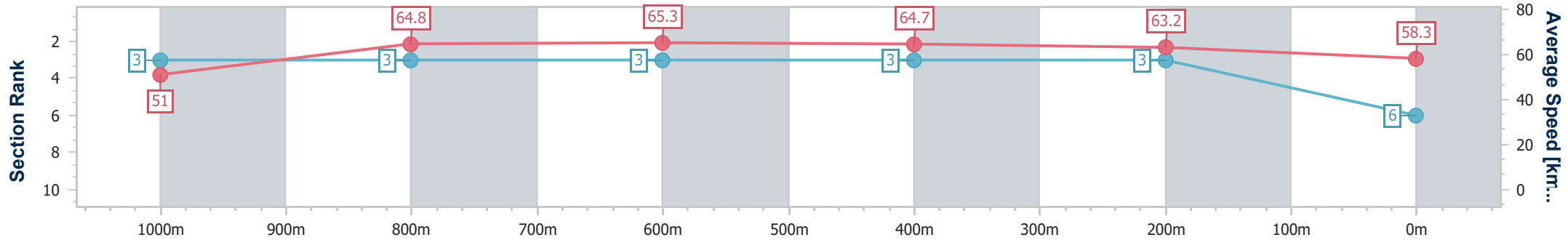
Race 6: MITAVITE Maiden Handicap - 1200m

06 March 2025 - 16:30

Track Rating: Soft 5, Weather: Fine, Rail Position: +6m 1000m-
W/Post; +2m Remainder



Section	Overall	1000m	800m	600m	400m	200m
Section Times	1:11.41 [6] (0:14.14)	0:57.27 [3] (0:11.18)	0:46.09 [3] (0:11.13)	0:34.96 [3] (0:11.21)	0:23.75 [3] (0:11.41)	0:12.34 [3] (0:12.34)
Average Speed [km/h]	51.0	64.8	65.3	64.7	63.2	58.3
Top Speed [km/h]	66.1	67.1	66.9	66.9	65.2	61.3
Avg. Dist. to Rail [m]	5.6	1.6	2.6	1.3	1.4	2.1
Avg. Stride Freq. [Hz]	2.3	2.4	2.3	2.3	2.3	2.2
Avg. Stride Length [m]	6.1	7.5	7.8	7.8	7.6	7.3



- [] Ranking at each section and finish
- .-.- No data available at this section
- NA No data available



Horse/Jockey Name	Majestic Blaze
Final Rank	7
Fastest Section Time (Section)	0:11.17 (600m)
Top Speed [km/h] (Section)	68.0 (600m)
Race State	Finished



Townsville QLD Professional

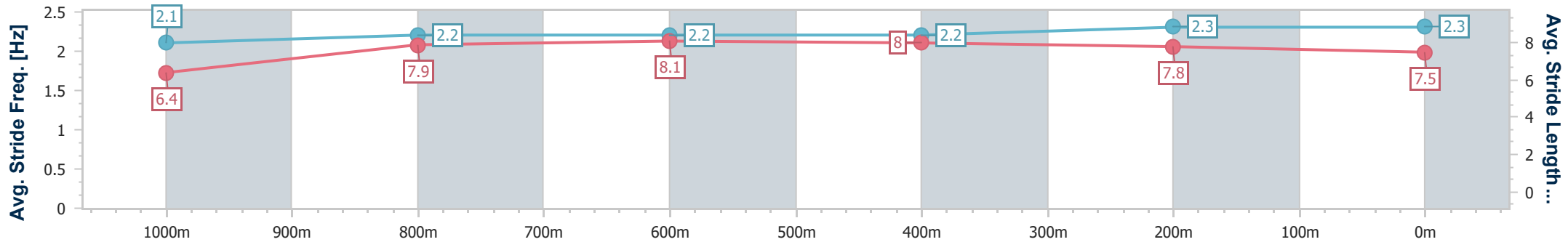
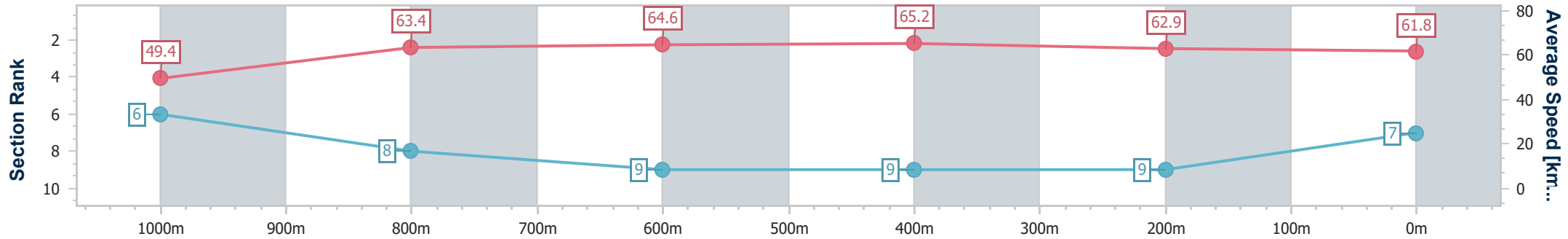
Race 6: MITAVITE Maiden Handicap - 1200m

06 March 2025 - 16:30

Track Rating: Soft 5, Weather: Fine, Rail Position: +6m 1000m-
W/Post; +2m Remainder



Section	Overall	1000m	800m	600m	400m	200m
Section Times	1:11.50 [7] (0:14.56)	0:56.94 [6] (0:11.33)	0:45.61 [8] (0:11.22)	0:34.39 [9] (0:11.17)	0:23.22 [9] (0:11.57)	0:11.65 [9] (0:11.65)
Average Speed [km/h]	49.4	63.4	64.6	65.2	62.9	61.8
Top Speed [km/h]	64.2	65.1	67.1	68.0	64.4	63.6
Avg. Dist. to Rail [m]	6.2	1.5	1.4	2.1	7.9	8.6
Avg. Stride Freq. [Hz]	2.1	2.2	2.2	2.2	2.3	2.3
Avg. Stride Length [m]	6.4	7.9	8.1	8.0	7.8	7.5



- [] Ranking at each section and finish
- .-.- No data available at this section
- NA No data available



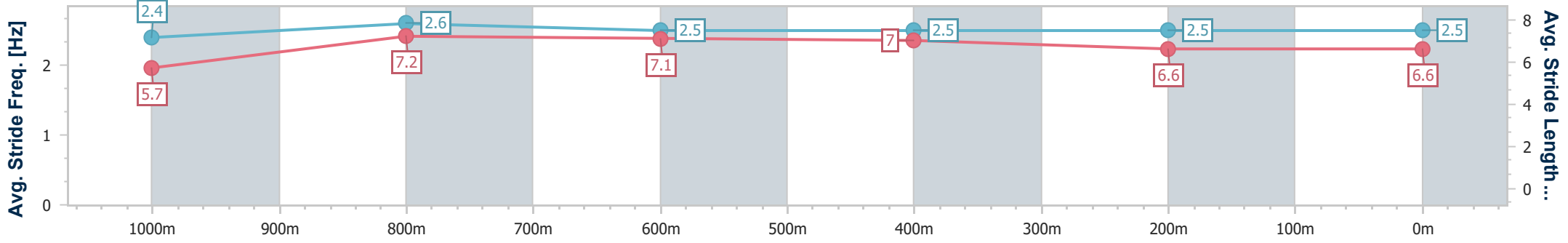
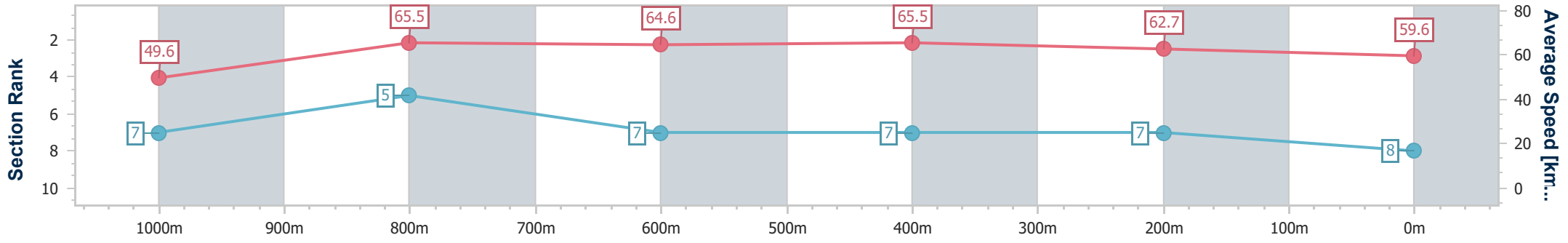
Horse/Jockey Name	Sneaky Tay
Final Rank	8
Fastest Section Time (Section)	0:11.09 (1000m)
Top Speed [km/h] (Section)	68.1 (600m)
Race State	Finished



Townsville QLD Professional
Race 6: MITAVITE Maiden Handicap - 1200m
06 March 2025 - 16:30
**Track Rating: Soft 5, Weather: Fine, Rail Position: +6m 1000m-
W/Post; +2m Remainder**



Section	Overall	1000m	800m	600m	400m	200m
Section Times	1:11.78 [8] (0:14.59)	0:57.19 [7] (0:11.09)	0:46.10 [5] (0:11.31)	0:34.79 [7] (0:11.13)	0:23.66 [7] (0:11.59)	0:12.07 [7] (0:12.07)
Average Speed [km/h]	49.6	65.5	64.6	65.5	62.7	59.6
Top Speed [km/h]	64.2	66.9	65.8	68.1	64.8	61.2
Avg. Dist. to Rail [m]	8.7	1.8	3.0	2.9	6.3	7.0
Avg. Stride Freq. [Hz]	2.4	2.6	2.5	2.5	2.5	2.5
Avg. Stride Length [m]	5.7	7.2	7.1	7.0	6.6	6.6



- [] Ranking at each section and finish
- .-.- No data available at this section
- NA No data available



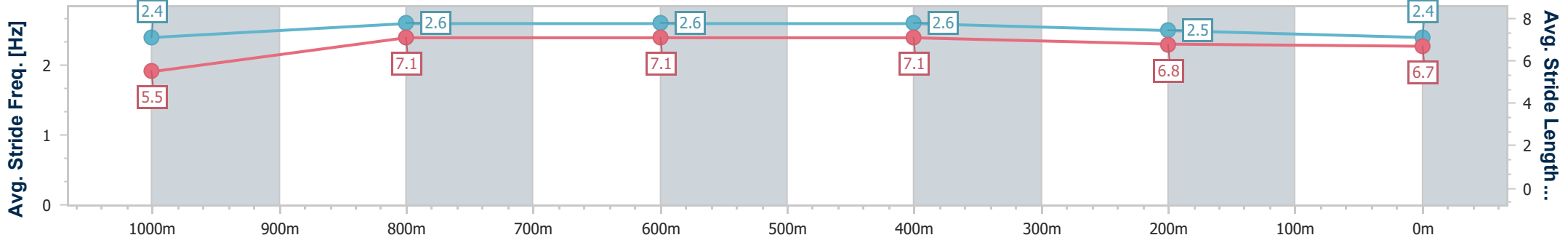
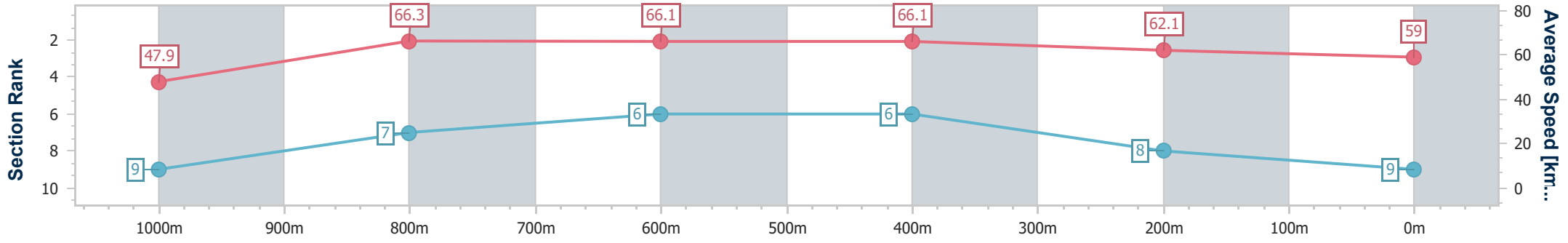
Horse/Jockey Name	Whata Bobbi Dazzla
Final Rank	9
Fastest Section Time (Section)	0:10.86 (1000m)
Top Speed [km/h] (Section)	68.2 (600m)
Race State	Finished



Townsville QLD Professional
Race 6: MITAVITE Maiden Handicap - 1200m
06 March 2025 - 16:30
**Track Rating: Soft 5, Weather: Fine, Rail Position: +6m 1000m-
W/Post; +2m Remainder**



Section	Overall	1000m	800m	600m	400m	200m
Section Times	1:11.98 [9] (0:15.00)	0:56.98 [9] (0:10.86)	0:46.12 [7] (0:11.09)	0:35.03 [6] (0:11.10)	0:23.93 [6] (0:11.71)	0:12.22 [8] (0:12.22)
Average Speed [km/h]	47.9	66.3	66.1	66.1	62.1	59.0
Top Speed [km/h]	66.1	67.9	67.8	68.2	63.4	60.0
Avg. Dist. to Rail [m]	4.2	2.0	3.6	3.9	7.0	4.2
Avg. Stride Freq. [Hz]	2.4	2.6	2.6	2.6	2.5	2.4
Avg. Stride Length [m]	5.5	7.1	7.1	7.1	6.8	6.7



- [] Ranking at each section and finish
- .-.- No data available at this section
- NA No data available



Townsville QLD Professional
Race 7: INTERNATIONAL WOMEN'S DAY @ CLUDEN PARK
BENCHMARK 60 Handicap - 1400m
06 March 2025 - 17:10



Track Rating: Soft 5, Weather: Fine, Rail Position: +6m 1000m-W/Post; +2m Remainder

Section											Last 600m		
Field Times											0:35.22		
	Overall	1200m	1000m	800m	600m	400m							
	1:22.60 (0:14.60)	1:08.00 (0:10.56)	0:57.44 (0:10.77)	0:46.67 (0:11.45)	0:35.22 (0:11.49)	0:23.73 (0:11.50)							
Rank	TAB	Horse/Jockey	Barrier	Top Speed [km/h]	Fastest Section							Distance Travelled [m]	
1	4	BARMERA Amanda Thomson	1	69.3 1200m	0:10.56 1200m	1:22.60 [1] (0:14.60)	1:08.00 [1] (0:10.56)	0:57.44 [1] (0:10.77)	0:46.67 [1] (0:11.45)	0:35.22 [1] (0:11.49)	0:23.73 [1] (0:11.50)	0:35.22	
2	2	ACCLIMATISE Ashley Butler	2	67.2 1200m	0:10.79 1200m	1:22.77 [2] (0:14.95)	1:07.82 [5] (0:10.79)	0:57.03 [6] (0:10.98)	0:46.05 [6] (0:11.06)	0:34.99 [5] (0:11.31)	0:23.68 [2] (0:11.62)	0:34.99	-3
3	5	KIDSTON Chris Meehan	4	67.7 1200m	0:10.77 1200m	1:22.85 [3] (0:15.05)	1:07.80 [7] (0:10.77)	0:57.03 [7] (0:11.05)	0:45.98 [8] (0:11.29)	0:34.69 [9] (0:11.26)	0:23.43 [6] (0:11.45)	0:34.69	+1
4	7	READ 'EM AND WEEP McKenzie Apel	8	67.8 1200m	0:10.72 1200m	1:22.95 [4] (0:14.97)	1:07.98 [6] (0:10.72)	0:57.26 [5] (0:10.93)	0:46.33 [5] (0:11.26)	0:35.07 [6] (0:11.30)	0:23.77 [4] (0:11.48)	0:35.07	+7
5	8	CRAICARO Graham Kliese	5	67.8 Overall	0:10.81 1200m	1:23.39 [5] (0:15.07)	1:08.32 [8] (0:10.81)	0:57.51 [9] (0:11.01)	0:46.50 [9] (0:11.17)	0:35.33 [8] (0:11.38)	0:23.95 [7] (0:11.62)	0:35.33	+2
6	1	ILZOOMYA Tyler Leslight	3	67.7 1200m	0:10.73 1200m	1:23.73 [6] (0:14.78)	1:08.95 [4] (0:10.73)	0:58.22 [4] (0:10.92)	0:47.30 [4] (0:11.11)	0:36.19 [2] (0:11.57)	0:24.62 [3] (0:11.87)	0:36.19	+2
7	3	SIR MAXIMUS Wanderson D'Avila	7	67.5 1200m	0:10.78 1200m	1:24.06 [7] (0:15.08)	1:08.98 [9] (0:10.78)	0:58.20 [8] (0:10.86)	0:47.34 [7] (0:11.31)	0:36.03 [7] (0:11.47)	0:24.56 [9] (0:11.87)	0:36.03	+6
8	9	ELLEVES Isabella Teh	6	68.0 1200m	0:10.70 1200m	1:24.89 [8] (0:14.63)	1:10.26 [2] (0:10.70)	0:59.56 [2] (0:11.07)	0:48.49 [3] (0:11.37)	0:37.12 [4] (0:11.68)	0:25.44 [8] (0:12.23)	0:37.12	+5
9	6	DECRYPTING GOLD Kiran Quilty	9	67.9 1200m	0:10.72 1200m	1:26.19 [9] (0:14.67)	1:11.52 [3] (0:10.72)	1:00.80 [3] (0:10.95)	0:49.85 [2] (0:11.26)	0:38.59 [3] (0:11.75)	0:26.84 [5] (0:12.65)	0:38.59	+7

[] Ranking at each section and finish
 -:-:- No data available at this section
 NA No data available

SCN Saddle cloth number
 DNF Did not finish
 DNT Did not track



Townsville QLD Professional
Race 7: INTERNATIONAL WOMEN'S DAY @ CLUDEN PARK
BENCHMARK 60 Handicap - 1400m
06 March 2025 - 17:10



Track Rating: Soft 5, Weather: Fine, Rail Position: +6m 1000m-W/Post; +2m Remainder

Section				200m				Last 600m	
Field Times				0:12.23 (0:12.23)				0:35.22	
Rank	TAB	Horse/Jockey	Barrier	Top Speed [km/h]	Fastest Section	Margin			Distance Travelled [m]
1	4	BARMERA Amanda Thomson	1	69.3 1200m	0:10.56 1200m	0:12.23 [1] (0:12.23)	1:22.60		0:35.22
2	2	ACCLIMATISE Ashley Butler	2	67.2 1200m	0:10.79 1200m	0:12.06 [3] (0:12.06)	1.05L		0:34.99 -3
3	5	KIDSTON Chris Meehan	4	67.7 1200m	0:10.77 1200m	0:11.98 [4] (0:11.98)	1.51L		0:34.69 +1
4	7	READ 'EM AND WEEP McKenzie Apel	8	67.8 1200m	0:10.72 1200m	0:12.29 [2] (0:12.29)	2.11L		0:35.07 +7
5	8	CRAICARO Graham Kliese	5	67.8 Overall	0:10.81 1200m	0:12.33 [6] (0:12.33)	4.66L		0:35.33 +2
6	1	ILZOOMYA Tyler Leslight	3	67.7 1200m	0:10.73 1200m	0:12.75 [5] (0:12.75)	6.66L		0:36.19 +2
7	3	SIR MAXIMUS Wanderson D'Avila	7	67.5 1200m	0:10.78 1200m	0:12.69 [7] (0:12.69)	8.64L		0:36.03 +6
8	9	ELLEVES Isabella Teh	6	68.0 1200m	0:10.70 1200m	0:13.21 [8] (0:13.21)	13.51L		0:37.12 +5
9	6	DECRYPTING GOLD Kiran Quilty	9	67.9 1200m	0:10.72 1200m	0:14.19 [9] (0:14.19)	21.17L		0:38.59 +7

[] Ranking at each section and finish
 -:-:- No data available at this section
 NA No data available

SCN Saddle cloth number
 DNF Did not finish
 DNT Did not track



Horse/Jockey Name	Barmera
Final Rank	1
Fastest Section Time (Section)	0:10.56 (1200m)
Top Speed [km/h] (Section)	69.3 (1200m)
Race State	Finished



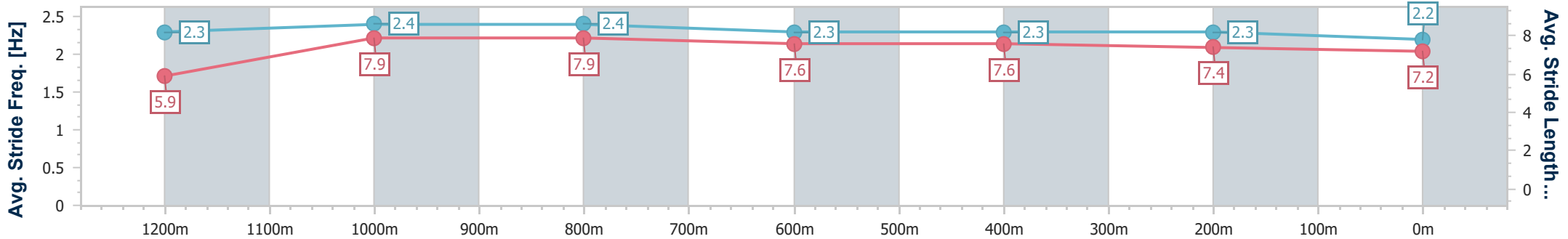
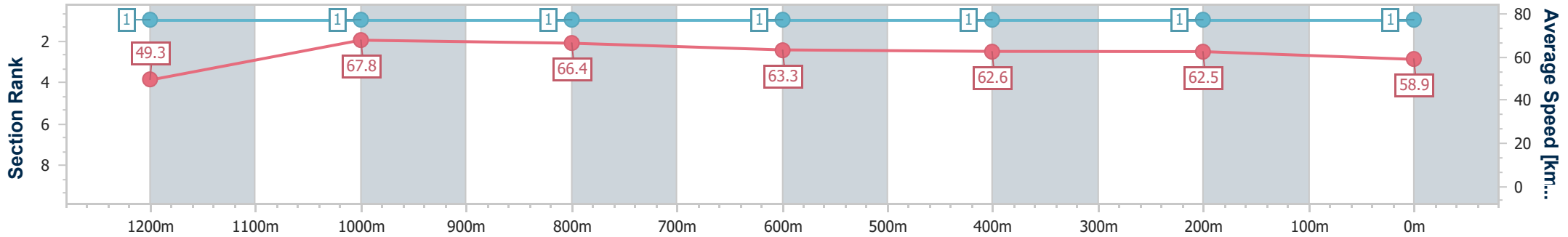
Townsville QLD Professional
 Race 7: INTERNATIONAL WOMEN'S DAY @ CLUDEN PARK
 BENCHMARK 60 Handicap - 1400m



06 March 2025 - 17:10

Track Rating: Soft 5, Weather: Fine, Rail Position: +6m 1000m-
 W/Post; +2m Remainder

Section	Overall	1200m	1000m	800m	600m	400m	200m
Section Times	1:22.60 [1] (0:14.60)	1:08.00 [1] (0:10.56)	0:57.44 [1] (0:10.77)	0:46.67 [1] (0:11.45)	0:35.22 [1] (0:11.49)	0:23.73 [1] (0:11.50)	0:12.23 [1] (0:12.23)
Average Speed [km/h]	49.3	67.8	66.4	63.3	62.6	62.5	58.9
Top Speed [km/h]	68.1	69.3	67.5	65.0	63.3	63.9	61.5
Avg. Dist. to Rail [m]	2.8	1.6	1.6	1.0	0.5	1.1	1.5
Avg. Stride Freq. [Hz]	2.3	2.4	2.4	2.3	2.3	2.3	2.2
Avg. Stride Length [m]	5.9	7.9	7.9	7.6	7.6	7.4	7.2



- [] Ranking at each section and finish
- .-.- No data available at this section
- NA No data available



Horse/Jockey Name	Acclimatise
Final Rank	2
Fastest Section Time (Section)	0:10.79 (1200m)
Top Speed [km/h] (Section)	67.2 (1200m)
Race State	Finished



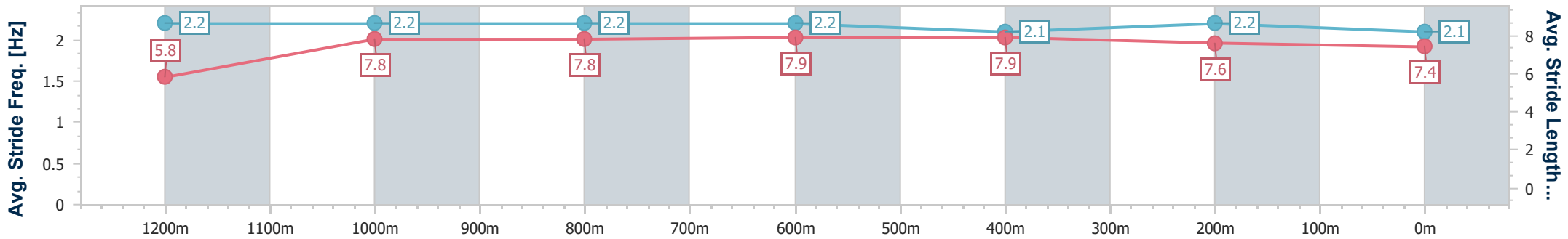
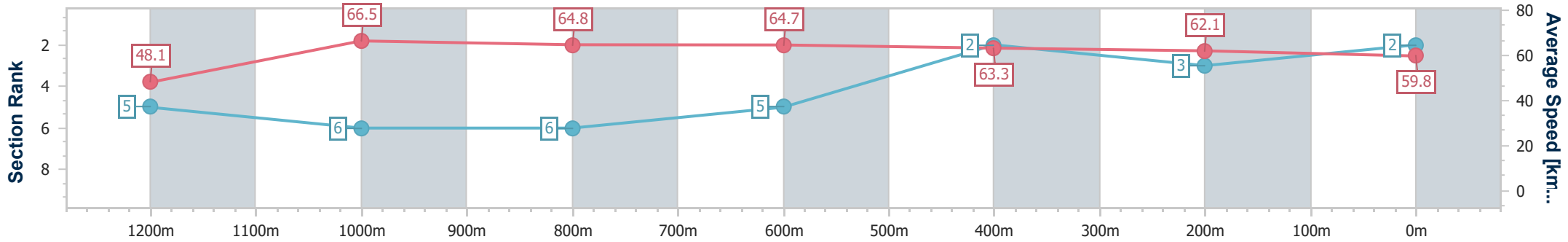
Townsville QLD Professional
 Race 7: INTERNATIONAL WOMEN'S DAY @ CLUDEN PARK
 BENCHMARK 60 Handicap - 1400m



06 March 2025 - 17:10

Track Rating: Soft 5, Weather: Fine, Rail Position: +6m 1000m-
 W/Post; +2m Remainder

Section	Overall	1200m	1000m	800m	600m	400m	200m
Section Times	1:22.77 [2] (0:14.95)	1:07.82 [5] (0:10.79)	0:57.03 [6] (0:10.98)	0:46.05 [6] (0:11.06)	0:34.99 [5] (0:11.31)	0:23.68 [2] (0:11.62)	0:12.06 [3] (0:12.06)
Average Speed [km/h]	48.1	66.5	64.8	64.7	63.3	62.1	59.8
Top Speed [km/h]	65.4	67.2	65.8	65.4	65.1	62.6	60.8
Avg. Dist. to Rail [m]	5.1	1.6	2.4	1.3	1.0	0.7	0.9
Avg. Stride Freq. [Hz]	2.2	2.2	2.2	2.2	2.1	2.2	2.1
Avg. Stride Length [m]	5.8	7.8	7.8	7.9	7.9	7.6	7.4



- [] Ranking at each section and finish
- .-.- No data available at this section
- NA No data available



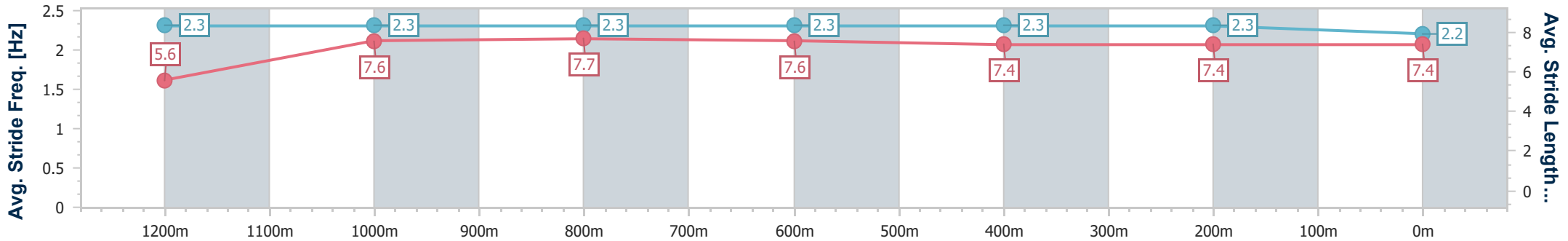
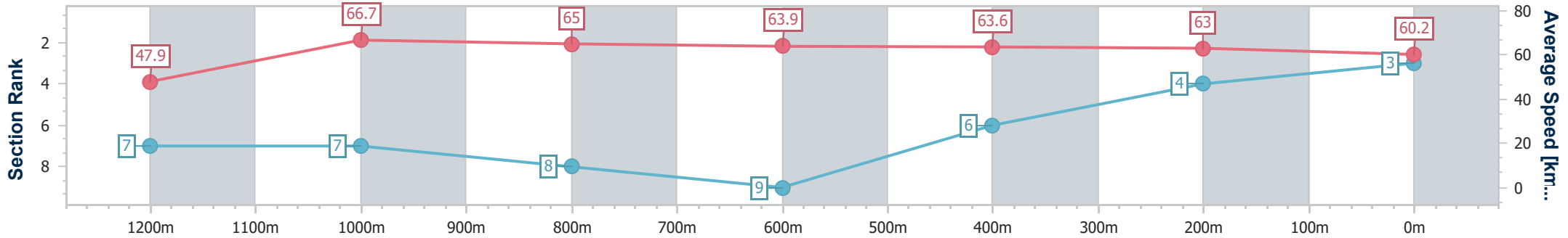
Horse/Jockey Name	Kidston
Final Rank	3
Fastest Section Time (Section)	0:10.77 (1200m)
Top Speed [km/h] (Section)	67.7 (1200m)
Race State	Finished



Townsville QLD Professional
 Race 7: INTERNATIONAL WOMEN'S DAY @ CLUDEN PARK
 BENCHMARK 60 Handicap - 1400m
 06 March 2025 - 17:10
 Track Rating: Soft 5, Weather: Fine, Rail Position: +6m 1000m-
 W/Post; +2m Remainder



Section	Overall	1200m	1000m	800m	600m	400m	200m
Section Times	1:22.85 [3] (0:15.05)	1:07.80 [7] (0:10.77)	0:57.03 [7] (0:11.05)	0:45.98 [8] (0:11.29)	0:34.69 [9] (0:11.26)	0:23.43 [6] (0:11.45)	0:11.98 [4] (0:11.98)
Average Speed [km/h]	47.9	66.7	65.0	63.9	63.6	63.0	60.2
Top Speed [km/h]	66.4	67.7	65.7	64.4	65.3	64.2	61.6
Avg. Dist. to Rail [m]	5.8	1.5	1.6	0.9	1.2	3.0	2.5
Avg. Stride Freq. [Hz]	2.3	2.3	2.3	2.3	2.3	2.3	2.2
Avg. Stride Length [m]	5.6	7.6	7.7	7.6	7.4	7.4	7.4



- [] Ranking at each section and finish
- .-.- No data available at this section
- NA No data available



Horse/Jockey Name	Read 'Em And Weep
Final Rank	4
Fastest Section Time (Section)	0:10.72 (1200m)
Top Speed [km/h] (Section)	67.8 (1200m)
Race State	Finished



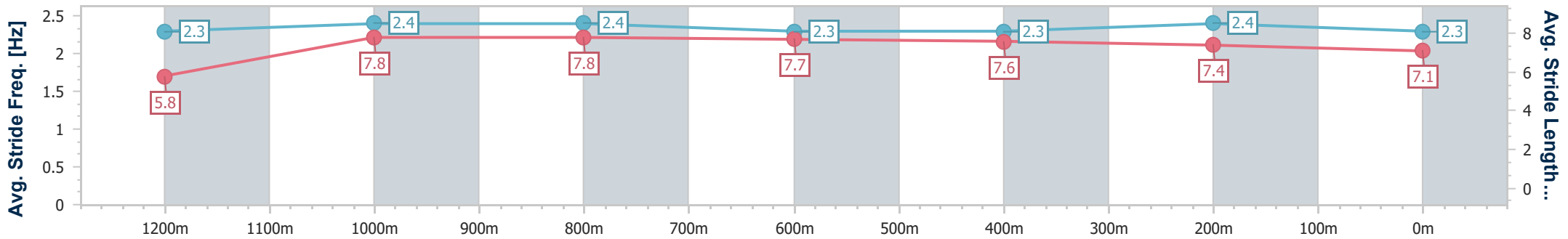
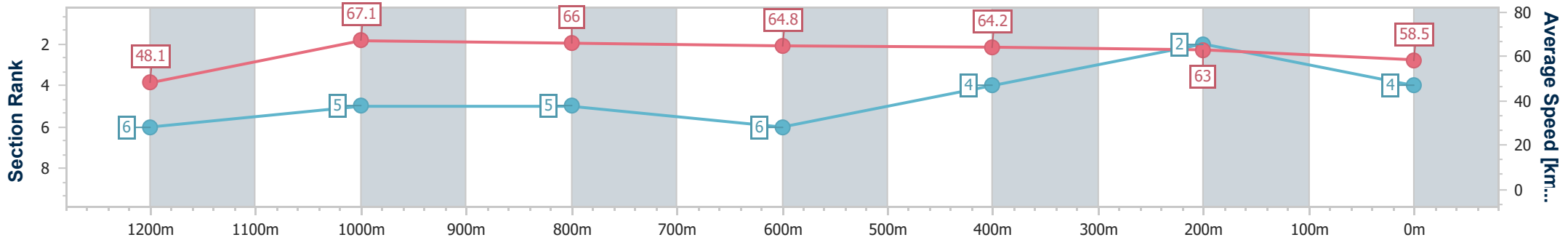
Townsville QLD Professional
 Race 7: INTERNATIONAL WOMEN'S DAY @ CLUDEN PARK
 BENCHMARK 60 Handicap - 1400m



06 March 2025 - 17:10

Track Rating: Soft 5, Weather: Fine, Rail Position: +6m 1000m-
 W/Post; +2m Remainder

Section	Overall	1200m	1000m	800m	600m	400m	200m							
Section Times	1:22.95 [4] (0:14.97)	1:07.98 [6] (0:10.72)	0:57.26 [5] (0:10.93)	0:46.33 [5] (0:11.26)	0:35.07 [6] (0:11.30)	0:23.77 [4] (0:11.48)	0:12.29 [2] (0:12.29)							
Average Speed [km/h]	48.1	67.1	66.0	64.8	64.2	63.0	58.5							
Top Speed [km/h]	66.3	67.8	67.5	65.4	65.5	64.0	61.4							
Avg. Dist. to Rail [m]	8.5	1.9	1.5	2.6	1.8	2.4	2.7							
Avg. Stride Freq. [Hz]	2.3	2.4	2.4	2.3	2.3	2.4	2.3							
Avg. Stride Length [m]	5.8	7.8	7.8	7.7	7.6	7.4	7.1							



- [] Ranking at each section and finish
- .-.- No data available at this section
- NA No data available



Horse/Jockey Name	Craicaro
Final Rank	5
Fastest Section Time (Section)	0:10.81 (1200m)
Top Speed [km/h] (Section)	67.8 (Overall)
Race State	Finished



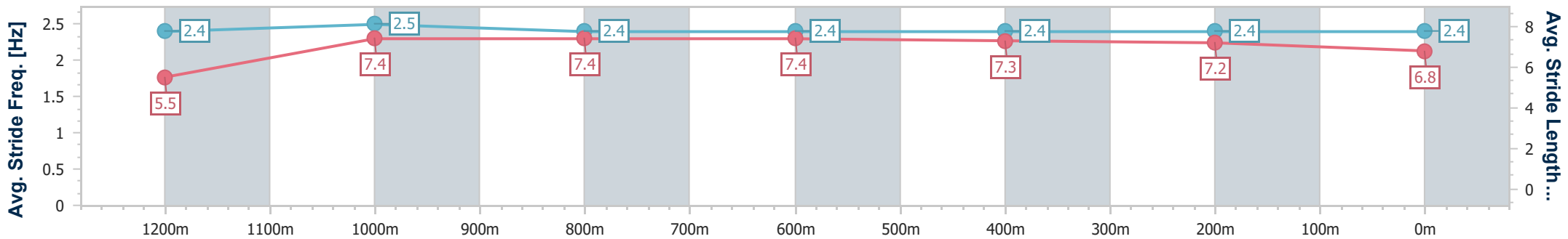
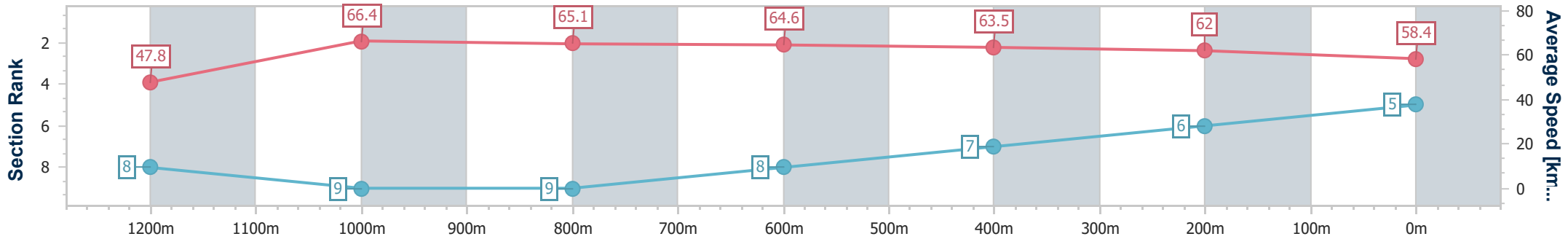
Townsville QLD Professional
 Race 7: INTERNATIONAL WOMEN'S DAY @ CLUDEN PARK
 BENCHMARK 60 Handicap - 1400m



06 March 2025 - 17:10

Track Rating: Soft 5, Weather: Fine, Rail Position: +6m 1000m-
 W/Post; +2m Remainder

Section	Overall	1200m	1000m	800m	600m	400m	200m							
Section Times	1:23.39 [5] (0:15.07)	1:08.32 [8] (0:10.81)	0:57.51 [9] (0:11.01)	0:46.50 [9] (0:11.17)	0:35.33 [8] (0:11.38)	0:23.95 [7] (0:11.62)	0:12.33 [6] (0:12.33)							
Average Speed [km/h]	47.8	66.4	65.1	64.6	63.5	62.0	58.4							
Top Speed [km/h]	67.8	67.3	66.6	66.4	65.6	64.5	62.1							
Avg. Dist. to Rail [m]	5.3	1.8	1.5	1.0	0.4	0.5	1.0							
Avg. Stride Freq. [Hz]	2.4	2.5	2.4	2.4	2.4	2.4	2.4							
Avg. Stride Length [m]	5.5	7.4	7.4	7.4	7.3	7.2	6.8							



- [] Ranking at each section and finish
- .-.- No data available at this section
- NA No data available



Horse/Jockey Name	Ilzoomya
Final Rank	6
Fastest Section Time (Section)	0:10.73 (1200m)
Top Speed [km/h] (Section)	67.7 (1200m)
Race State	Finished



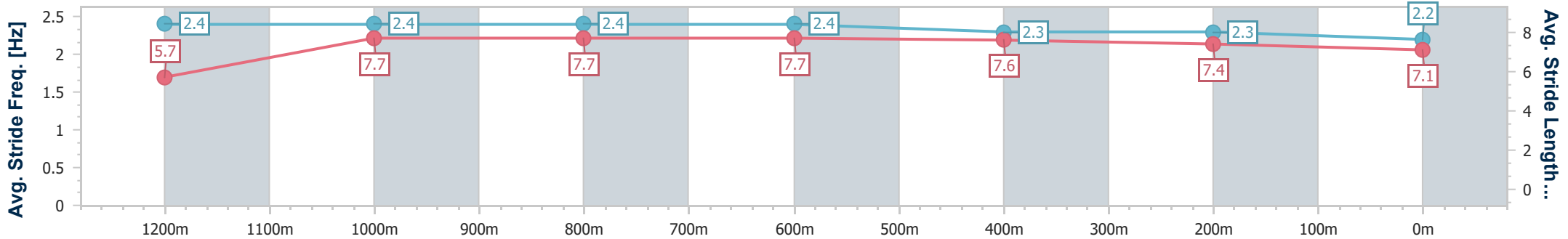
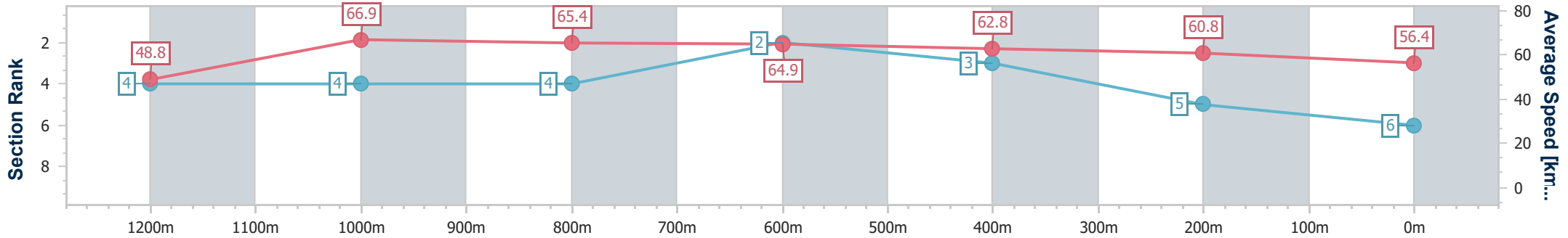
Townsville QLD Professional
Race 7: INTERNATIONAL WOMEN'S DAY @ CLUDEN PARK
BENCHMARK 60 Handicap - 1400m



06 March 2025 - 17:10

Track Rating: Soft 5, Weather: Fine, Rail Position: +6m 1000m-
W/Post; +2m Remainder

Section	Overall	1200m	1000m	800m	600m	400m	200m
Section Times	1:23.73 [6] (0:14.78)	1:08.95 [4] (0:10.73)	0:58.22 [4] (0:10.92)	0:47.30 [4] (0:11.11)	0:36.19 [2] (0:11.57)	0:24.62 [3] (0:11.87)	0:12.75 [5] (0:12.75)
Average Speed [km/h]	48.8	66.9	65.4	64.9	62.8	60.8	56.4
Top Speed [km/h]	66.2	67.7	66.3	66.0	64.5	62.1	59.9
Avg. Dist. to Rail [m]	5.1	1.6	1.4	0.7	1.5	1.9	2.0
Avg. Stride Freq. [Hz]	2.4	2.4	2.4	2.4	2.3	2.3	2.2
Avg. Stride Length [m]	5.7	7.7	7.7	7.7	7.6	7.4	7.1



- [] Ranking at each section and finish
- .-.- No data available at this section
- NA No data available



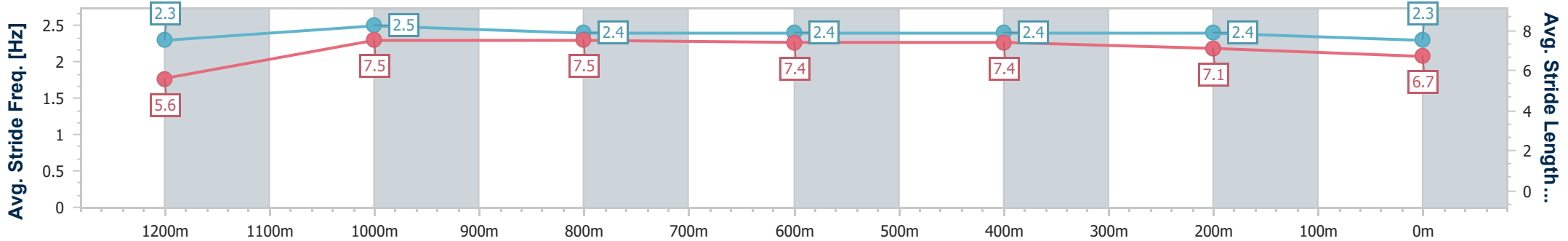
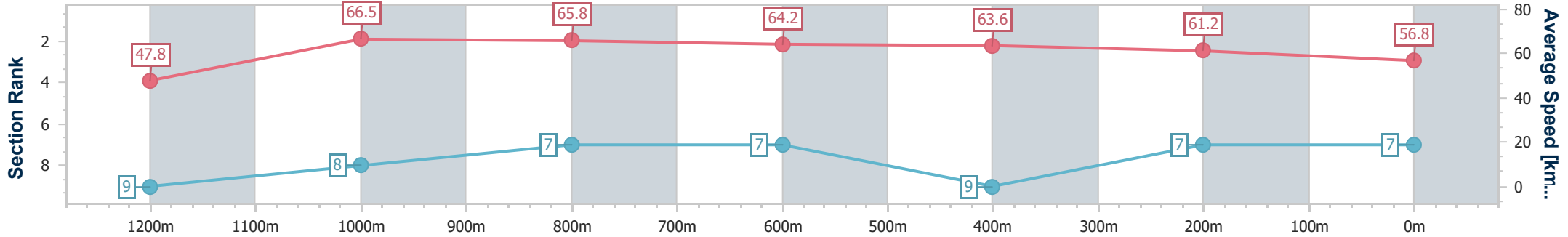
Horse/Jockey Name	Sir Maximus
Final Rank	7
Fastest Section Time (Section)	0:10.78 (1200m)
Top Speed [km/h] (Section)	67.5 (1200m)
Race State	Finished



Townsville QLD Professional
 Race 7: INTERNATIONAL WOMEN'S DAY @ CLUDEN PARK
 BENCHMARK 60 Handicap - 1400m
 06 March 2025 - 17:10
 Track Rating: Soft 5, Weather: Fine, Rail Position: +6m 1000m-
 W/Post; +2m Remainder



Section	Overall	1200m	1000m	800m	600m	400m	200m
Section Times	1:24.06 [7] (0:15.08)	1:08.98 [9] (0:10.78)	0:58.20 [8] (0:10.86)	0:47.34 [7] (0:11.31)	0:36.03 [7] (0:11.47)	0:24.56 [9] (0:11.87)	0:12.69 [7] (0:12.69)
Average Speed [km/h]	47.8	66.5	65.8	64.2	63.6	61.2	56.8
Top Speed [km/h]	66.0	67.5	66.3	65.1	65.1	62.5	59.6
Avg. Dist. to Rail [m]	6.2	1.5	1.6	2.0	2.7	5.2	5.1
Avg. Stride Freq. [Hz]	2.3	2.5	2.4	2.4	2.4	2.4	2.3
Avg. Stride Length [m]	5.6	7.5	7.5	7.4	7.4	7.1	6.7



- [] Ranking at each section and finish
- .-.- No data available at this section
- NA No data available



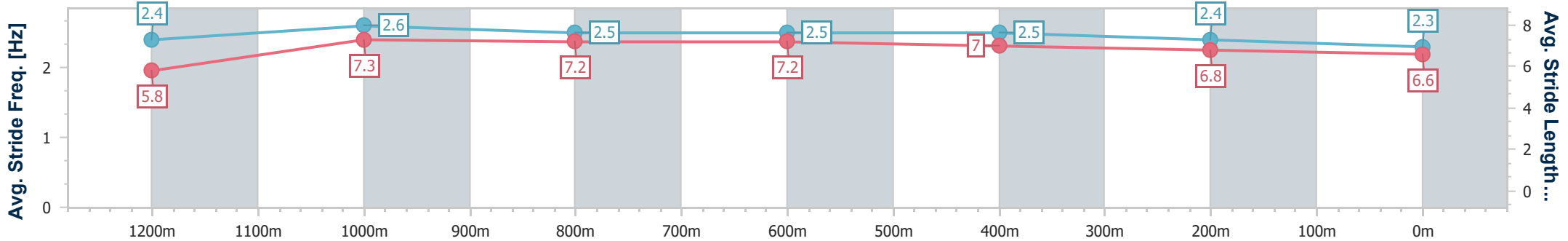
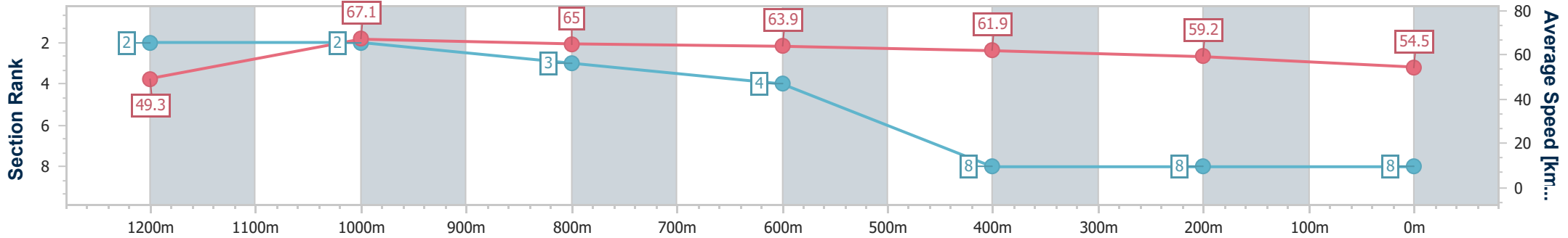
Horse/Jockey Name	Elleves
Final Rank	8
Fastest Section Time (Section)	0:10.70 (1200m)
Top Speed [km/h] (Section)	68.0 (1200m)
Race State	Finished



Townsville QLD Professional
 Race 7: INTERNATIONAL WOMEN'S DAY @ CLUDEN PARK
 BENCHMARK 60 Handicap - 1400m
 06 March 2025 - 17:10
 Track Rating: Soft 5, Weather: Fine, Rail Position: +6m 1000m-
 W/Post; +2m Remainder



Section	Overall	1200m	1000m	800m	600m	400m	200m							
Section Times	1:24.89 [8] (0:14.63)	1:10.26 [2] (0:10.70)	0:59.56 [2] (0:11.07)	0:48.49 [3] (0:11.37)	0:37.12 [4] (0:11.68)	0:25.44 [8] (0:12.23)	0:13.21 [8] (0:13.21)							
Average Speed [km/h]	49.3	67.1	65.0	63.9	61.9	59.2	54.5							
Top Speed [km/h]	65.9	68.0	66.2	64.8	64.3	60.2	57.2							
Avg. Dist. to Rail [m]	7.0	2.2	1.3	1.9	1.1	2.5	2.4							
Avg. Stride Freq. [Hz]	2.4	2.6	2.5	2.5	2.5	2.4	2.3							
Avg. Stride Length [m]	5.8	7.3	7.2	7.2	7.0	6.8	6.6							



- [] Ranking at each section and finish
- .-.- No data available at this section
- NA No data available



Horse/Jockey Name	Decrypting Gold
Final Rank	9
Fastest Section Time (Section)	0:10.72 (1200m)
Top Speed [km/h] (Section)	67.9 (1200m)
Race State	Finished



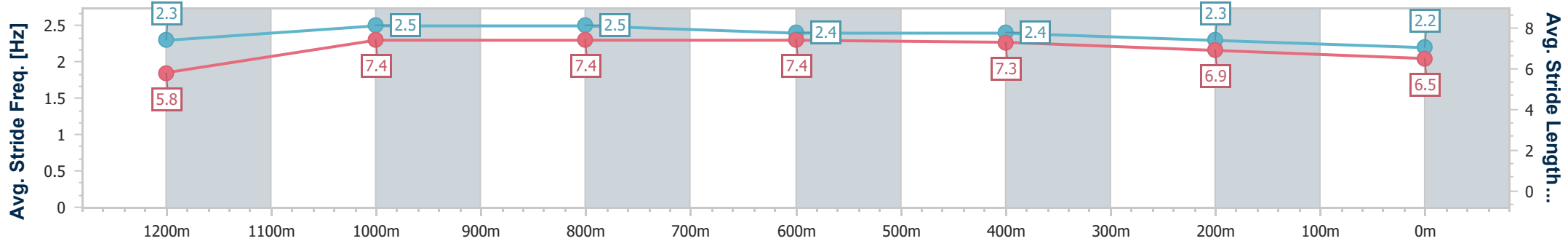
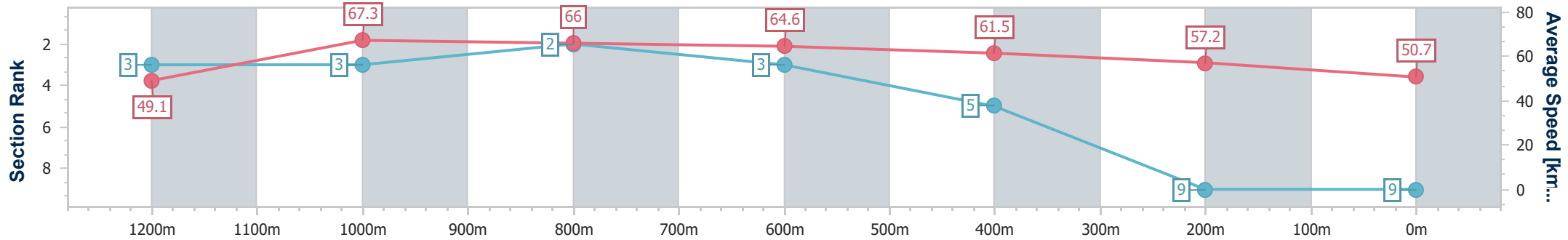
Townsville QLD Professional
Race 7: INTERNATIONAL WOMEN'S DAY @ CLUDEN PARK
BENCHMARK 60 Handicap - 1400m



06 March 2025 - 17:10

Track Rating: Soft 5, Weather: Fine, Rail Position: +6m 1000m-
W/Post; +2m Remainder

Section	Overall	1200m	1000m	800m	600m	400m	200m							
Section Times	1:26.19 [9] (0:14.67)	1:11.52 [3] (0:10.72)	1:00.80 [3] (0:10.95)	0:49.85 [2] (0:11.26)	0:38.59 [3] (0:11.75)	0:26.84 [5] (0:12.65)	0:14.19 [9] (0:14.19)							
Average Speed [km/h]	49.1	67.3	66.0	64.6	61.5	57.2	50.7							
Top Speed [km/h]	66.4	67.9	67.6	66.2	65.7	59.4	55.2							
Avg. Dist. to Rail [m]	9.8	2.9	1.3	1.8	0.9	4.0	6.7							
Avg. Stride Freq. [Hz]	2.3	2.5	2.5	2.4	2.4	2.3	2.2							
Avg. Stride Length [m]	5.8	7.4	7.4	7.4	7.3	6.9	6.5							



- [] Ranking at each section and finish
- .-.- No data available at this section
- NA No data available



Townsville QLD Professional
Race 8: GREAT NORTHERN BREWING CO RATINGS BAND 0 - 55
Handicap - 1000m
06 March 2025 - 17:51



Track Rating: Soft 5, Weather: Fine, Rail Position: +6m 1000m-W/Post; +2m Remainder

Section		Overall						Last 600m				
Field Times		0:56.14	0:43.39	0:33.40	0:22.80	0:11.67	0:00.00					
		(0:12.75)	(0:09.99)	(0:10.60)	(0:11.13)	(0:11.67)						
Rank	TAB Horse/Jockey	Barrier	Top Speed [km/h]	Fastest Section	Margin	Margin	Distance Travelled [m]					
1	10 LUCKY ROLLA Tyler Leslight	1	72.2 800m	0:10.08 800m	0:56.14 [1] (0:13.43)	0:42.71 [6] (0:10.08)	0:32.63 [6] (0:10.45)	0:22.18 [6] (0:10.80)	0:11.38 [4] (0:11.38)	0:56.14	0:32.63	
2	1 MISHANI MAVERICK Ashley Butler	6	Data was not able to be tracked for this horse		----	----	----	----	----	0.87L	----	----
3	6 THREEBROTHERS McKenzie Apel	7	73.4 800m	0:09.93 800m	0:56.31 [3] (0:13.77)	0:42.54 [7] (0:09.93)	0:32.61 [7] (0:10.27)	0:22.34 [7] (0:10.69)	0:11.65 [3] (0:11.65)	1.03L	0:32.61	-7
4	2 SNITZAROO Graham Kliese	3	71.5 800m	0:10.16 800m	0:56.49 [4] (0:12.91)	0:43.58 [2] (0:10.16)	0:33.42 [3] (0:10.57)	0:22.85 [3] (0:10.99)	0:11.86 [2] (0:11.86)	2.05L	0:33.42	-8
5	3 OVOID Wanderson D'Avila	5	73.2 800m	0:09.99 800m	0:56.57 [5] (0:12.75)	0:43.82 [1] (0:09.99)	0:33.83 [1] (0:10.60)	0:23.23 [1] (0:11.13)	0:12.10 [1] (0:12.10)	2.56L	0:33.83	-7
6	7 MARGOT BARBIE Kiran Quilty	2	71.9 800m	0:10.22 800m	0:56.69 [6] (0:13.13)	0:43.56 [5] (0:10.22)	0:33.34 [5] (0:10.57)	0:22.77 [5] (0:11.20)	0:11.57 [7] (0:11.57)	3.28L	0:33.34	-5
7	8 REEMYA Amanda Thomson	9	71.7 800m	0:10.20 800m	0:57.12 [7] (0:13.01)	0:44.11 [4] (0:10.20)	0:33.91 [4] (0:10.57)	0:23.34 [4] (0:11.13)	0:12.21 [5] (0:12.21)	5.79L	0:33.91	-2
8	9 ARROGANT HEART Chris Meehan	8	72.5 800m	0:10.14 800m	0:57.22 [8] (0:12.91)	0:44.31 [3] (0:10.14)	0:34.17 [2] (0:10.56)	0:23.61 [2] (0:11.36)	0:12.25 [6] (0:12.25)	6.37L	0:34.17	-4

Scratched: Premium Star (#4), Zara Dansait (#11), The Hairdresser (#5)

[] Ranking at each section and finish
 ---- No data available at this section
 NA No data available

SCN Saddle cloth number
 DNF Did not finish
 DNT Did not track



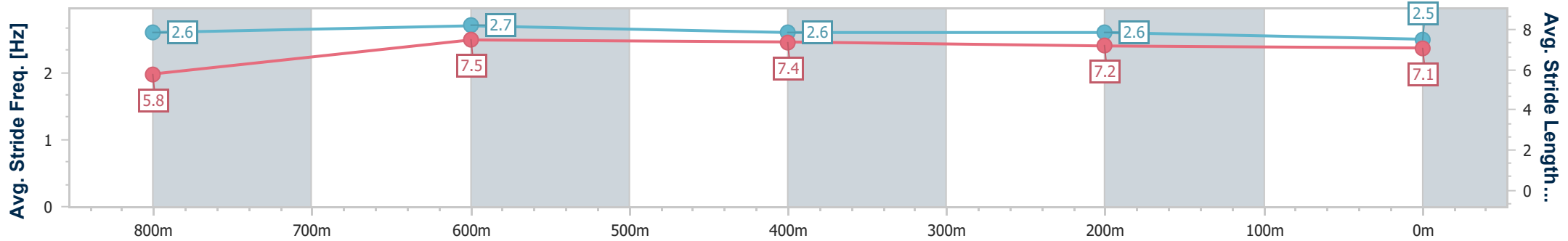
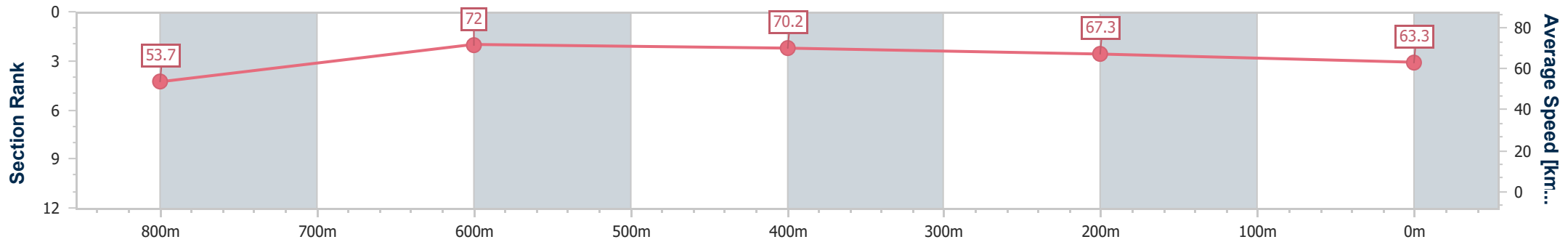
Horse/Jockey Name	Lucky Rolla
Final Rank	1
Fastest Section Time (Section)	0:10.08 (800m)
Top Speed [km/h] (Section)	72.2 (800m)
Race State	Finished



Townsville QLD Professional
 Race 8: GREAT NORTHERN BREWING CO RATINGS BAND 0 -
 55 Handicap - 1000m
 06 March 2025 - 17:51
 Track Rating: Soft 5, Weather: Fine, Rail Position: +6m 1000m-
 W/Post; +2m Remainder



Section	Overall	800m	600m	400m	200m
Section Times	0:56.14 [1] (0:13.43)	0:42.71 [6] (0:10.08)	0:32.63 [6] (0:10.45)	0:22.18 [6] (0:10.80)	0:11.38 [4] (0:11.38)
Average Speed [km/h]	53.7	72.0	70.2	67.3	63.3
Top Speed [km/h]	71.4	72.2	71.9	68.5	66.4
Avg. Dist. to Rail [m]	2.0	2.2	4.0	6.4	5.7
Avg. Stride Freq. [Hz]	2.6	2.7	2.6	2.6	2.5
Avg. Stride Length [m]	5.8	7.5	7.4	7.2	7.1



- [] Ranking at each section and finish
- .-.- No data available at this section
- NA No data available



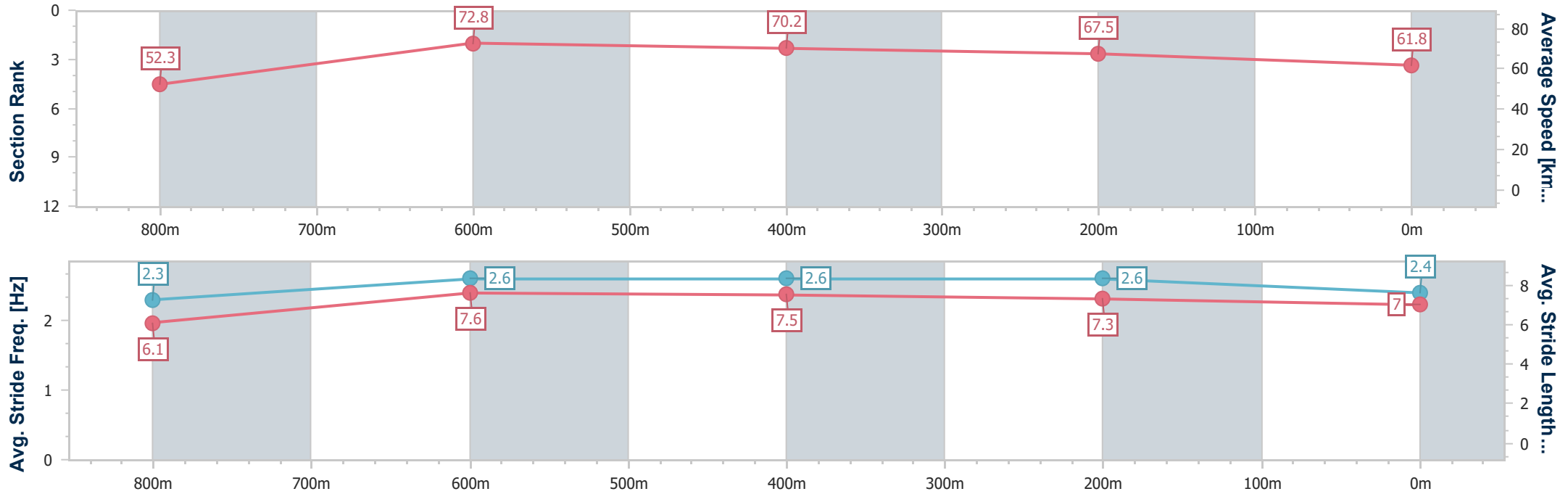
Horse/Jockey Name	Threebrothers
Final Rank	3
Fastest Section Time (Section)	0:09.93 (800m)
Top Speed [km/h] (Section)	73.4 (800m)
Race State	Finished



Townsville QLD Professional
 Race 8: GREAT NORTHERN BREWING CO RATINGS BAND 0 -
 55 Handicap - 1000m
 06 March 2025 - 17:51
 Track Rating: Soft 5, Weather: Fine, Rail Position: +6m 1000m-
 W/Post; +2m Remainder



Section	Overall	800m	600m	400m	200m
Section Times	0:56.31 [3] (0:13.77)	0:42.54 [7] (0:09.93)	0:32.61 [7] (0:10.27)	0:22.34 [7] (0:10.69)	0:11.65 [3] (0:11.65)
Average Speed [km/h]	52.3	72.8	70.2	67.5	61.8
Top Speed [km/h]	69.7	73.4	72.2	69.5	66.1
Avg. Dist. to Rail [m]	4.8	1.0	0.4	1.6	1.5
Avg. Stride Freq. [Hz]	2.3	2.6	2.6	2.6	2.4
Avg. Stride Length [m]	6.1	7.6	7.5	7.3	7.0



- [] Ranking at each section and finish
- .-.- No data available at this section
- NA No data available



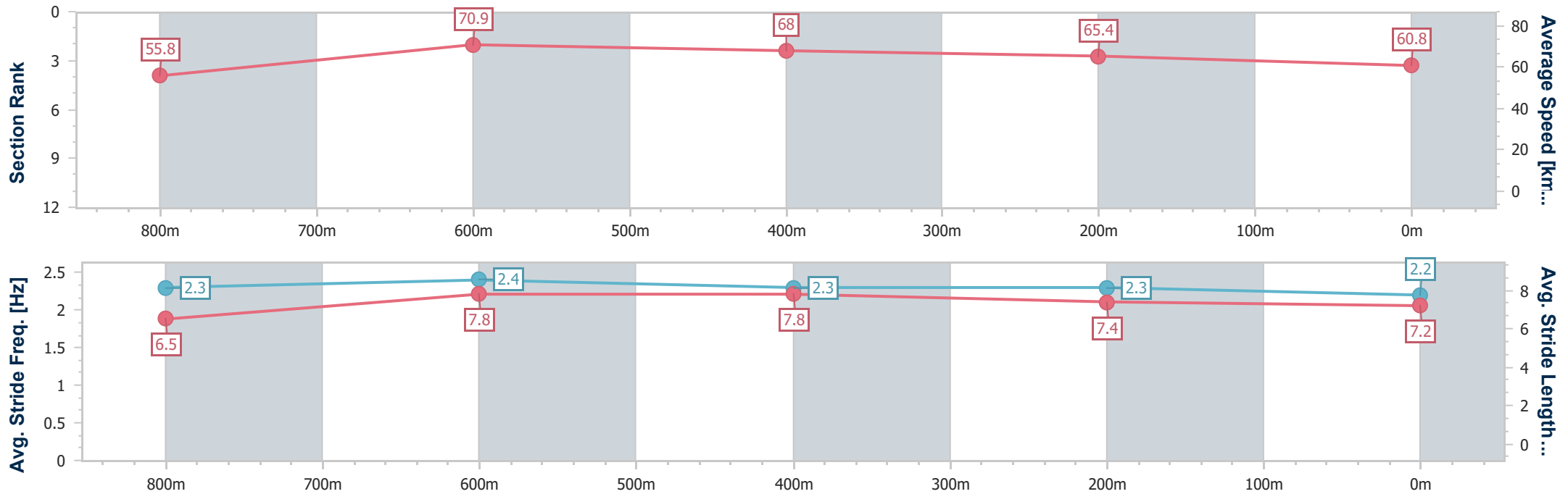
Horse/Jockey Name	Snitzaroo
Final Rank	4
Fastest Section Time (Section)	0:10.16 (800m)
Top Speed [km/h] (Section)	71.5 (800m)
Race State	Finished



Townsville QLD Professional
 Race 8: GREAT NORTHERN BREWING CO RATINGS BAND 0 -
 55 Handicap - 1000m
 06 March 2025 - 17:51
 Track Rating: Soft 5, Weather: Fine, Rail Position: +6m 1000m-
 W/Post; +2m Remainder



Section	Overall	800m	600m	400m	200m
Section Times	0:56.49 [4] (0:12.91)	0:43.58 [2] (0:10.16)	0:33.42 [3] (0:10.57)	0:22.85 [3] (0:10.99)	0:11.86 [2] (0:11.86)
Average Speed [km/h]	55.8	70.9	68.0	65.4	60.8
Top Speed [km/h]	71.3	71.5	70.6	66.0	63.9
Avg. Dist. to Rail [m]	2.5	0.3	0.7	0.6	0.7
Avg. Stride Freq. [Hz]	2.3	2.4	2.3	2.3	2.2
Avg. Stride Length [m]	6.5	7.8	7.8	7.4	7.2



- [] Ranking at each section and finish
- .-.- No data available at this section
- NA No data available



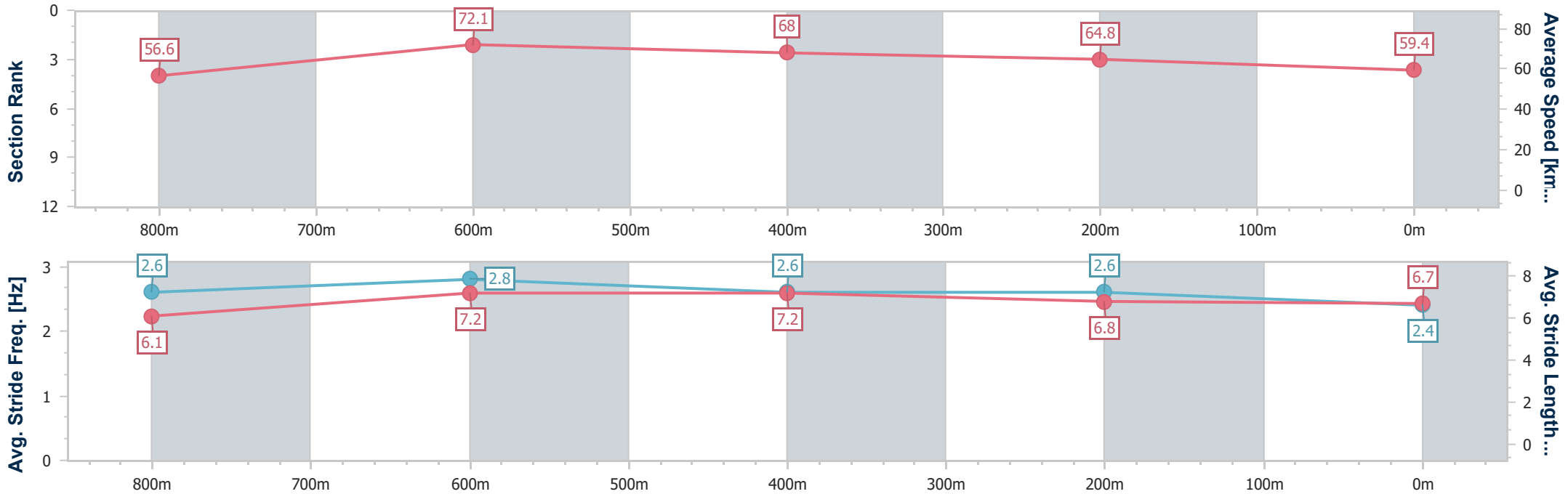
Horse/Jockey Name	Ovoid
Final Rank	5
Fastest Section Time (Section)	0:09.99 (800m)
Top Speed [km/h] (Section)	73.2 (800m)
Race State	Finished



Townsville QLD Professional
Race 8: GREAT NORTHERN BREWING CO RATINGS BAND 0 - 55 Handicap - 1000m
06 March 2025 - 17:51
Track Rating: Soft 5, Weather: Fine, Rail Position: +6m 1000m-W/Post; +2m Remainder



Section	Overall	800m	600m	400m	200m
Section Times	0:56.57 [5] (0:12.75)	0:43.82 [1] (0:09.99)	0:33.83 [1] (0:10.60)	0:23.23 [1] (0:11.13)	0:12.10 [1] (0:12.10)
Average Speed [km/h]	56.6	72.1	68.0	64.8	59.4
Top Speed [km/h]	72.6	73.2	70.3	66.1	63.0
Avg. Dist. to Rail [m]	3.7	0.3	0.3	1.4	0.8
Avg. Stride Freq. [Hz]	2.6	2.8	2.6	2.6	2.4
Avg. Stride Length [m]	6.1	7.2	7.2	6.8	6.7



- [] Ranking at each section and finish
- .-.- No data available at this section
- NA No data available



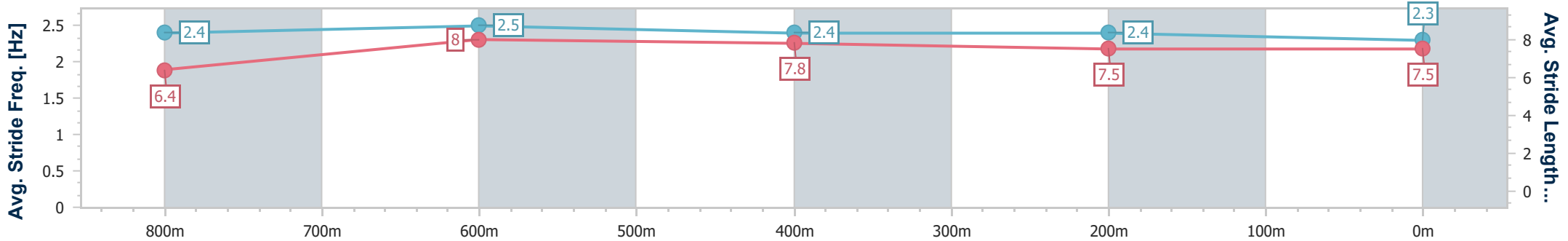
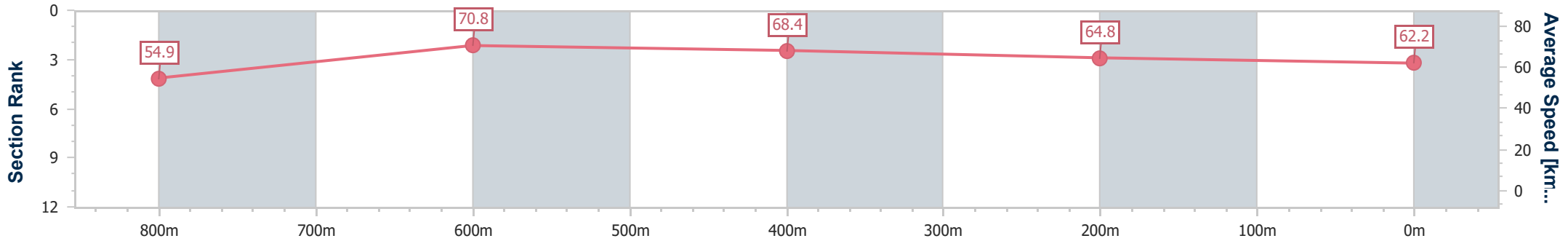
Horse/Jockey Name	Margot Barbie
Final Rank	6
Fastest Section Time (Section)	0:10.22 (800m)
Top Speed [km/h] (Section)	71.9 (800m)
Race State	Finished



Townsville QLD Professional
 Race 8: GREAT NORTHERN BREWING CO RATINGS BAND 0 - 55 Handicap - 1000m
 06 March 2025 - 17:51
 Track Rating: Soft 5, Weather: Fine, Rail Position: +6m 1000m- W/Post; +2m Remainder



Section	Overall	800m	600m	400m	200m
Section Times	0:56.69 [6] (0:13.13)	0:43.56 [5] (0:10.22)	0:33.34 [5] (0:10.57)	0:22.77 [5] (0:11.20)	0:11.57 [7] (0:11.57)
Average Speed [km/h]	54.9	70.8	68.4	64.8	62.2
Top Speed [km/h]	71.8	71.9	70.4	69.8	64.0
Avg. Dist. to Rail [m]	0.9	1.0	1.3	5.2	9.3
Avg. Stride Freq. [Hz]	2.4	2.5	2.4	2.4	2.3
Avg. Stride Length [m]	6.4	8.0	7.8	7.5	7.5



- [] Ranking at each section and finish
- .-.- No data available at this section
- NA No data available



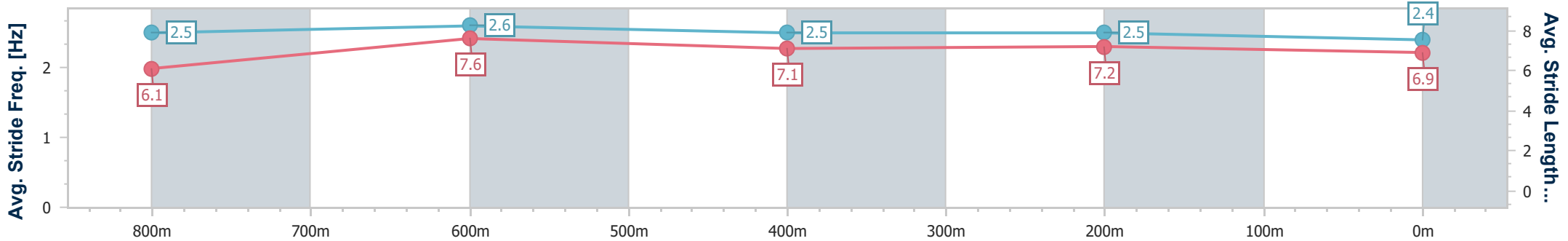
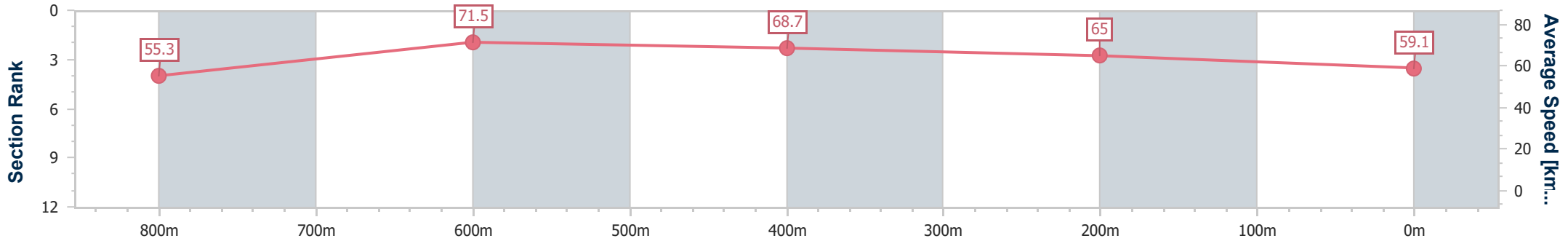
Horse/Jockey Name	Reemya
Final Rank	7
Fastest Section Time (Section)	0:10.20 (800m)
Top Speed [km/h] (Section)	71.7 (800m)
Race State	Finished



Townsville QLD Professional
 Race 8: GREAT NORTHERN BREWING CO RATINGS BAND 0 -
 55 Handicap - 1000m
 06 March 2025 - 17:51
 Track Rating: Soft 5, Weather: Fine, Rail Position: +6m 1000m-
 W/Post; +2m Remainder



Section	Overall	800m	600m	400m	200m
Section Times	0:57.12 [7] (0:13.01)	0:44.11 [4] (0:10.20)	0:33.91 [4] (0:10.57)	0:23.34 [4] (0:11.13)	0:12.21 [5] (0:12.21)
Average Speed [km/h]	55.3	71.5	68.7	65.0	59.1
Top Speed [km/h]	70.5	71.7	70.1	67.0	62.6
Avg. Dist. to Rail [m]	7.9	3.3	1.8	4.3	4.4
Avg. Stride Freq. [Hz]	2.5	2.6	2.5	2.5	2.4
Avg. Stride Length [m]	6.1	7.6	7.1	7.2	6.9



- [] Ranking at each section and finish
- .-.- No data available at this section
- NA No data available



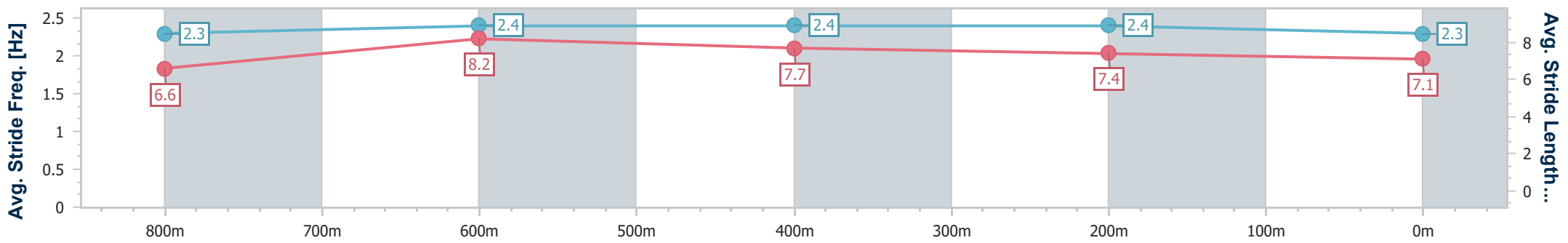
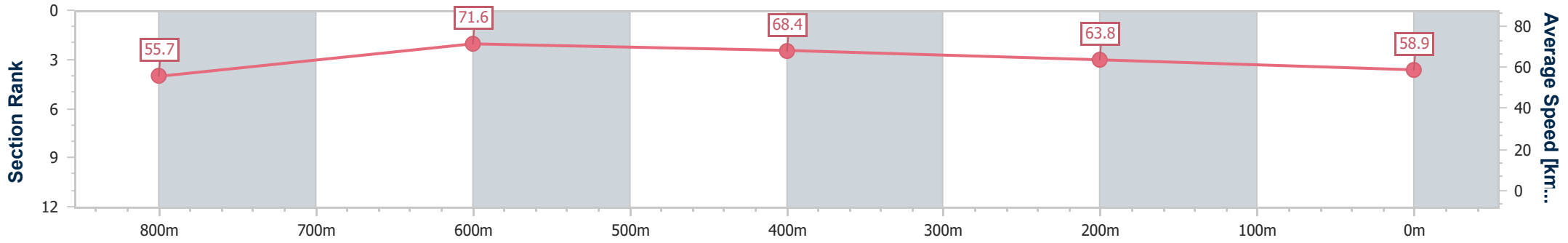
Horse/Jockey Name	Arrogant Heart
Final Rank	8
Fastest Section Time (Section)	0:10.14 (800m)
Top Speed [km/h] (Section)	72.5 (800m)
Race State	Finished



Townsville QLD Professional
 Race 8: GREAT NORTHERN BREWING CO RATINGS BAND 0 -
 55 Handicap - 1000m
 06 March 2025 - 17:51
 Track Rating: Soft 5, Weather: Fine, Rail Position: +6m 1000m-
 W/Post; +2m Remainder



Section	Overall	800m	600m	400m	200m
Section Times	0:57.22 [8] (0:12.91)	0:44.31 [3] (0:10.14)	0:34.17 [2] (0:10.56)	0:23.61 [2] (0:11.36)	0:12.25 [6] (0:12.25)
Average Speed [km/h]	55.7	71.6	68.4	63.8	58.9
Top Speed [km/h]	72.2	72.5	71.8	65.9	62.0
Avg. Dist. to Rail [m]	6.0	1.8	1.1	4.4	4.9
Avg. Stride Freq. [Hz]	2.3	2.4	2.4	2.4	2.3
Avg. Stride Length [m]	6.6	8.2	7.7	7.4	7.1



- [] Ranking at each section and finish
- .-.- No data available at this section
- NA No data available



Horse/Jockey Name	Mishani Maverick
Final Rank	2
Fastest Section Time (Section)	-:--:--
Top Speed [km/h] (Section)	--.-
Race State	DidNotTrack



Townsville QLD Professional
Race 8: GREAT NORTHERN BREWING CO RATINGS BAND 0 -
55 Handicap - 1000m
06 March 2025 - 17:51
Track Rating: Soft 5, Weather: Fine, Rail Position: +6m 1000m-
W/Post; +2m Remainder



Section	Overall	800m	600m	400m	200m								
Section Times	-:--:--	-:--:--	-:--:--	-:--:--	-:--:--								
Average Speed [km/h]	--.-	--.-	--.-	--.-	--.-								
Top Speed [km/h]	--.-	--.-	--.-	--.-	--.-								
Avg. Dist. to Rail [m]	--	--	--	--	--								
Avg. Stride Freq. [Hz]	--.-	--.-	--.-	--.-	--.-								
Avg. Stride Length [m]	--.-	--.-	--.-	--.-	--.-								

- [] Ranking at each section and finish
- :--:-- No data available at this section
- NA No data available