



Mackay QLD Professional

Race 1: SKY RACING BENCHMARK 70 Handicap - 1560m

10 March 2025 - 13:15



MACKAY TURF CLUB

Ooralea Racecourse

Track Rating: Soft 5, Weather: Overcast, Rail Position: True

Section		Overall	1400m	1200m	1000m	800m	600m	400m	Last 600m				
Field Times		1:33.35 (0:11.17)	1:22.18 (0:11.35)	1:10.83 (0:11.38)	0:59.45 (0:11.61)	0:47.84 (0:11.91)	0:35.93 (0:11.97)	0:23.96 (0:11.64)	0:35.93				
Rank	TAB Horse/Jockey	Barrier	Top Speed [km/h]	Fastest Section	Distance Travelled [m]								
1	4 DECIDUOUS Warwick Satherley	6	65.8 1200m	0:11.17 Overall	1:33.35 [1] (0:11.17)	1:22.18 [1] (0:11.63)	1:10.55 [3] (0:11.20)	0:59.35 [2] (0:11.60)	0:47.75 [2] (0:11.88)	0:35.87 [2] (0:11.91)	0:23.96 [1] (0:11.64)	0:35.87	
2	6 ASTRA STAR Sean Cormack	4	64.8 1200m	0:11.29 Overall	1:33.62 [2] (0:11.29)	1:22.33 [2] (0:11.51)	1:10.82 [2] (0:11.38)	0:59.44 [3] (0:11.57)	0:47.87 [3] (0:11.92)	0:35.95 [3] (0:11.90)	0:24.05 [4] (0:11.61)	0:35.95	-5
3	3 RELEASE LE MISSILE Ashley Butler	1	64.9 1400m	0:11.28 1200m	1:33.91 [3] (0:12.17)	1:21.74 [6] (0:11.45)	1:10.29 [6] (0:11.28)	0:59.01 [6] (0:11.31)	0:47.70 [6] (0:11.56)	0:36.14 [5] (0:11.90)	0:24.24 [5] (0:11.90)	0:36.14	-6
4	8 NINE CARATS Erin Molloy	5	65.1 1200m	0:11.22 1000m	1:33.96 [4] (0:11.79)	1:22.17 [5] (0:11.51)	1:10.66 [4] (0:11.42)	0:59.24 [4] (0:11.22)	0:48.02 [4] (0:11.78)	0:36.24 [4] (0:11.79)	0:24.45 [3] (0:11.76)	0:36.24	-7
5	7 KINGS CASTLE Raul Silvera Olivera	3	64.9 1200m	0:11.34 1200m	1:34.61 [5] (0:12.21)	1:22.40 [7] (0:11.50)	1:10.90 [7] (0:11.34)	0:59.56 [7] (0:11.41)	0:48.15 [7] (0:11.52)	0:36.63 [7] (0:12.02)	0:24.61 [6] (0:12.06)	0:36.63	-2
6	1 BERING SEA Leah Martyn	7	64.2 1200m	0:11.38 1200m	1:34.70 [6] (0:11.75)	1:22.95 [4] (0:11.61)	1:11.34 [5] (0:11.38)	0:59.96 [5] (0:11.45)	0:48.51 [5] (0:11.74)	0:36.77 [6] (0:12.12)	0:24.65 [7] (0:12.19)	0:36.77	-5
7	2 POET'S DAY Justin Stanley	2	66.2 1400m	0:11.18 1400m	1:34.73 [7] (0:11.34)	1:23.39 [3] (0:11.18)	1:12.21 [1] (0:11.38)	1:00.83 [1] (0:11.61)	0:49.22 [1] (0:11.91)	0:37.31 [1] (0:12.09)	0:25.22 [2] (0:12.05)	0:37.31	-6

Scratched: Lady Townson (#5)

[] Ranking at each section and finish
 -:-:- No data available at this section
 NA No data available

SCN Saddle cloth number
 DNF Did not finish
 DNT Did not track



Mackay QLD Professional

Race 1: SKY RACING BENCHMARK 70 Handicap - 1560m

10 March 2025 - 13:15



MACKAY TURF CLUB

Ooralea Racecourse

Track Rating: Soft 5, Weather: Overcast, Rail Position: True

Section							200m			Last 600m
Field Times							0:12.32			0:35.93
						(0:12.32)				
Rank	TAB	Horse/Jockey	Barrier	Top Speed [km/h]	Fastest Section	Margin				Distance Travelled [m]
1	4	DECIDUOUS	6	65.8	0:11.17	0:12.32 [1]	1:33.35		0:35.87	
		Warwick Satherley		1200m	Overall	(0:12.32)				
2	6	ASTRA STAR	4	64.8	0:11.29	0:12.44 [2]	1.55L		0:35.95	-5
		Sean Cormack		1200m	Overall	(0:12.44)				
3	3	RELEASE LE MISSILE	1	64.9	0:11.28	0:12.34 [5]	3.29L		0:36.14	-6
		Ashley Butler		1400m	1200m	(0:12.34)				
4	8	NINE CARATS	5	65.1	0:11.22	0:12.69 [3]	3.59L		0:36.24	-7
		Erin Molloy		1200m	1000m	(0:12.69)				
5	7	KINGS CASTLE	3	64.9	0:11.34	0:12.55 [6]	7.38L		0:36.63	-2
		Raul Silvera Olivera		1200m	1200m	(0:12.55)				
6	1	BERING SEA	7	64.2	0:11.38	0:12.46 [7]	7.94L		0:36.77	-5
		Leah Martyn		1200m	1200m	(0:12.46)				
7	2	POET'S DAY	2	66.2	0:11.18	0:13.17 [4]	8.1L		0:37.31	-6
		Justin Stanley		1400m	1400m	(0:13.17)				

Scratched: Lady Townson (#5)

[] Ranking at each section and finish
 -:-:- No data available at this section
 NA No data available

SCN Saddle cloth number
 DNF Did not finish
 DNT Did not track



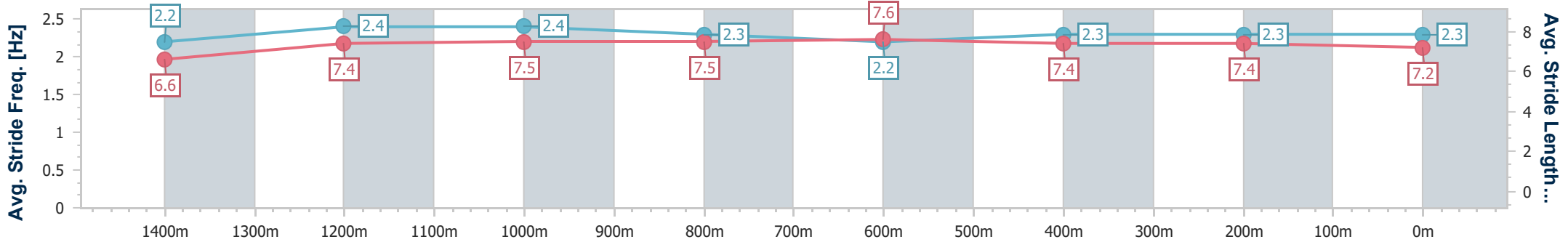
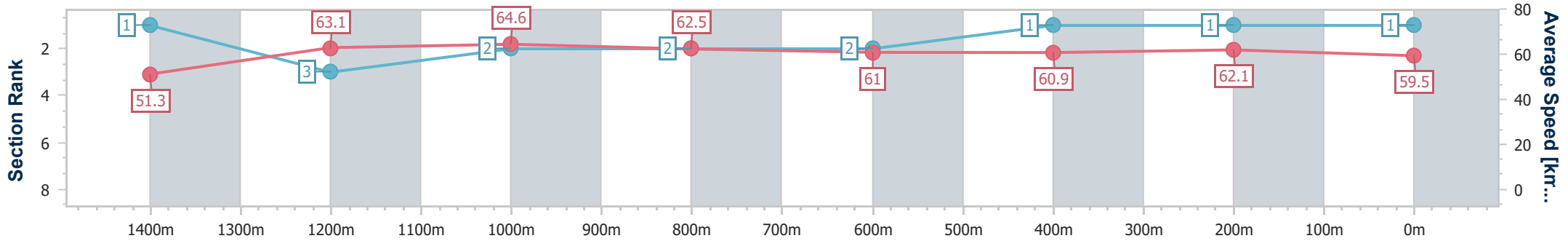
Horse/Jockey Name	Deciduous
Final Rank	1
Fastest Section Time (Section)	0:11.17 (Overall)
Top Speed [km/h] (Section)	65.8 (1200m)
Race State	Finished



Mackay QLD Professional
Race 1: SKY RACING BENCHMARK 70 Handicap - 1560m
10 March 2025 - 13:15
Track Rating: Soft 5, Weather: Overcast, Rail Position: True



Section	Overall	1400m	1200m	1000m	800m	600m	400m	200m
Section Times	1:33.35 [1] (0:11.17)	1:22.18 [1] (0:11.63)	1:10.55 [3] (0:11.20)	0:59.35 [2] (0:11.60)	0:47.75 [2] (0:11.88)	0:35.87 [2] (0:11.91)	0:23.96 [1] (0:11.64)	0:12.32 [1] (0:12.32)
Average Speed [km/h]	51.3	63.1	64.6	62.5	61.0	60.9	62.1	59.5
Top Speed [km/h]	62.1	65.2	65.8	63.2	62.0	61.5	62.5	61.1
Avg. Dist. to Rail [m]	5.5	3.5	2.6	2.1	1.8	1.1	1.8	1.2
Avg. Stride Freq. [Hz]	2.2	2.4	2.4	2.3	2.2	2.3	2.3	2.3
Avg. Stride Length [m]	6.6	7.4	7.5	7.5	7.6	7.4	7.4	7.2



- [] Ranking at each section and finish
- .-.- No data available at this section
- NA No data available



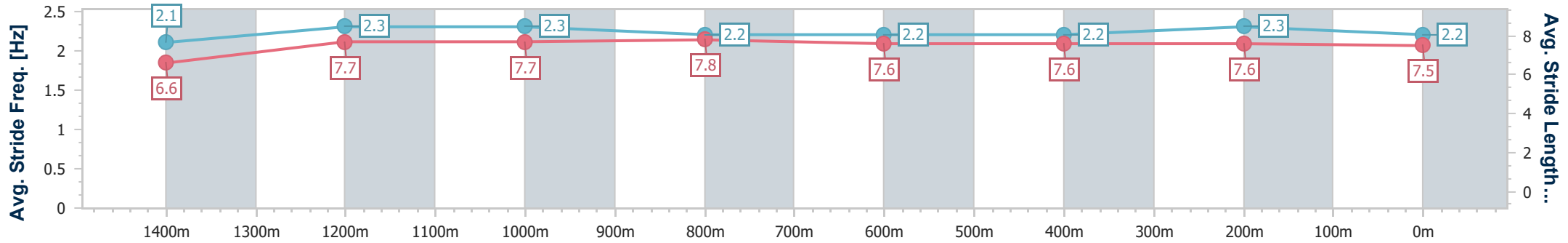
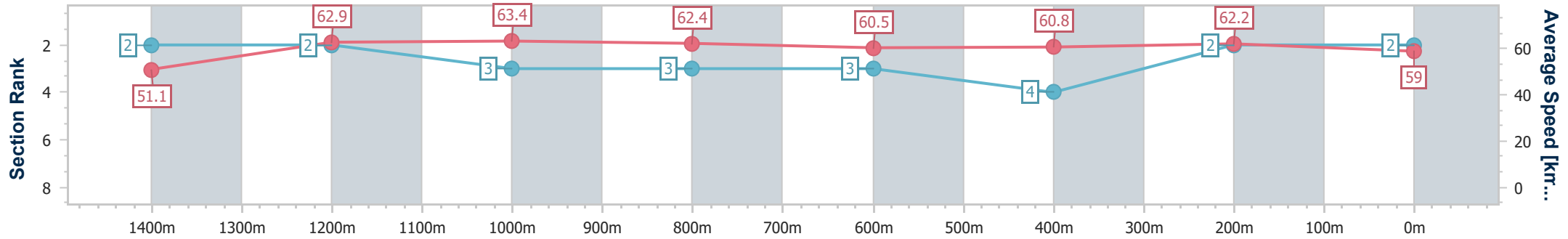
Horse/Jockey Name	Astra Star
Final Rank	2
Fastest Section Time (Section)	0:11.29 (Overall)
Top Speed [km/h] (Section)	64.8 (1200m)
Race State	Finished



Mackay QLD Professional
 Race 1: SKY RACING BENCHMARK 70 Handicap - 1560m
 10 March 2025 - 13:15
 Track Rating: Soft 5, Weather: Overcast, Rail Position: True



Section	Overall	1400m	1200m	1000m	800m	600m	400m	200m
Section Times	1:33.62 [2] (0:11.29)	1:22.33 [2] (0:11.51)	1:10.82 [2] (0:11.38)	0:59.44 [3] (0:11.57)	0:47.87 [3] (0:11.92)	0:35.95 [3] (0:11.90)	0:24.05 [4] (0:11.61)	0:12.44 [2] (0:12.44)
Average Speed [km/h]	51.1	62.9	63.4	62.4	60.5	60.8	62.2	59.0
Top Speed [km/h]	61.7	64.5	64.8	62.9	62.3	61.6	63.1	61.6
Avg. Dist. to Rail [m]	3.3	1.5	0.4	0.3	1.0	0.9	2.0	2.5
Avg. Stride Freq. [Hz]	2.1	2.3	2.3	2.2	2.2	2.2	2.3	2.2
Avg. Stride Length [m]	6.6	7.7	7.7	7.8	7.6	7.6	7.6	7.5



- [] Ranking at each section and finish
- .-.- No data available at this section
- NA No data available



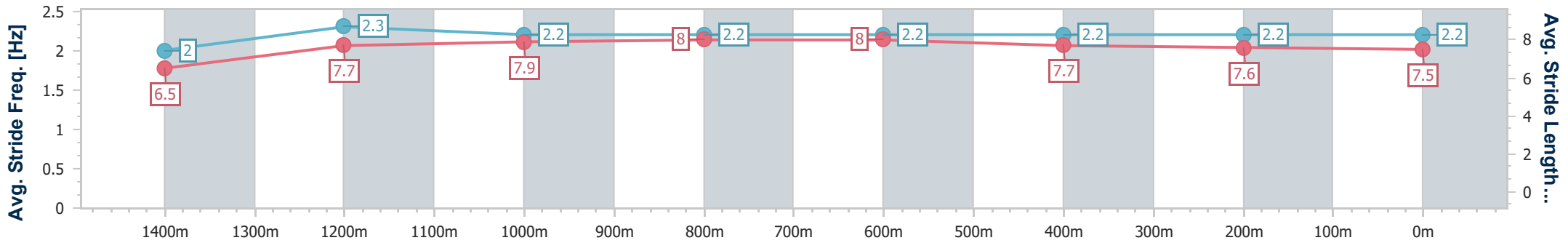
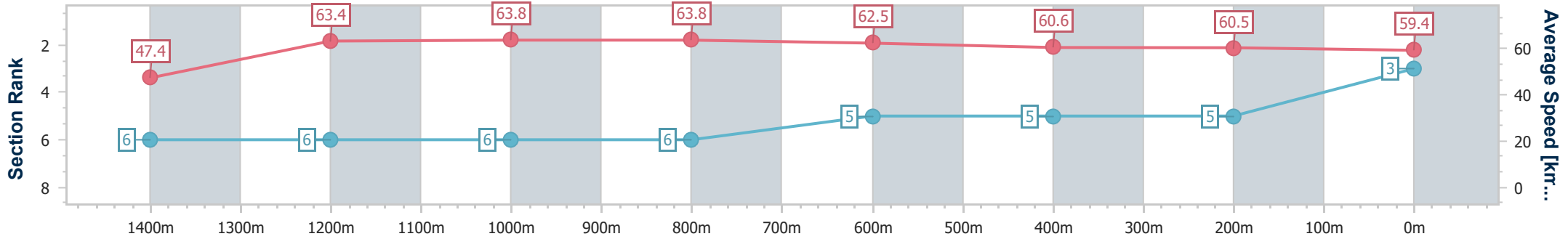
Horse/Jockey Name	Release Le Missile
Final Rank	3
Fastest Section Time (Section)	0:11.28 (1200m)
Top Speed [km/h] (Section)	64.9 (1400m)
Race State	Finished



Mackay QLD Professional
 Race 1: SKY RACING BENCHMARK 70 Handicap - 1560m
 10 March 2025 - 13:15
 Track Rating: Soft 5, Weather: Overcast, Rail Position: True



Section	Overall	1400m	1200m	1000m	800m	600m	400m	200m
Section Times	1:33.91 [3] (0:12.17)	1:21.74 [6] (0:11.45)	1:10.29 [6] (0:11.28)	0:59.01 [6] (0:11.31)	0:47.70 [6] (0:11.56)	0:36.14 [5] (0:11.90)	0:24.24 [5] (0:11.90)	0:12.34 [5] (0:12.34)
Average Speed [km/h]	47.4	63.4	63.8	63.8	62.5	60.6	60.5	59.4
Top Speed [km/h]	61.7	64.9	64.3	64.6	63.7	61.2	60.8	61.0
Avg. Dist. to Rail [m]	1.6	1.8	1.5	1.0	1.0	0.3	1.2	2.7
Avg. Stride Freq. [Hz]	2.0	2.3	2.2	2.2	2.2	2.2	2.2	2.2
Avg. Stride Length [m]	6.5	7.7	7.9	8.0	8.0	7.7	7.6	7.5



- [] Ranking at each section and finish
- .-.- No data available at this section
- NA No data available



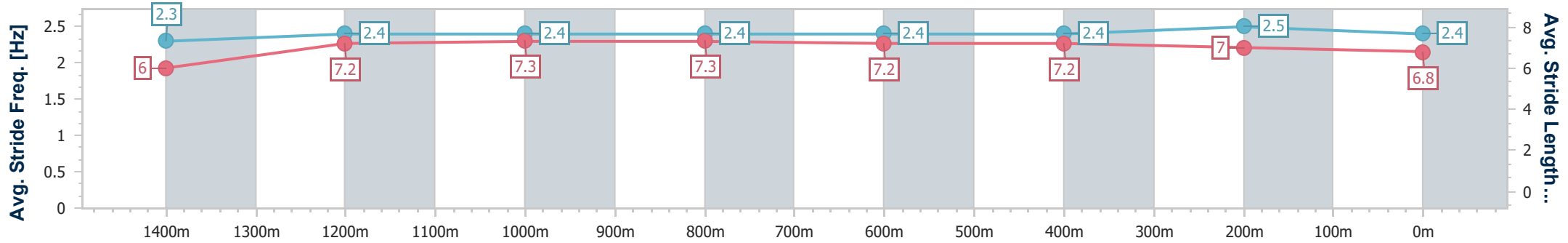
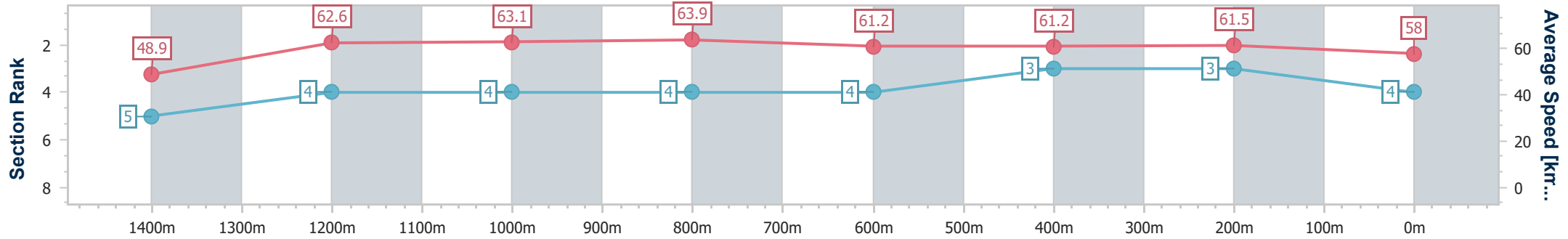
Horse/Jockey Name	Nine Carats
Final Rank	4
Fastest Section Time (Section)	0:11.22 (1000m)
Top Speed [km/h] (Section)	65.1 (1200m)
Race State	Finished



Mackay QLD Professional
 Race 1: SKY RACING BENCHMARK 70 Handicap - 1560m
 10 March 2025 - 13:15
 Track Rating: Soft 5, Weather: Overcast, Rail Position: True



Section	Overall	1400m	1200m	1000m	800m	600m	400m	200m
Section Times	1:33.96 [4] (0:11.79)	1:22.17 [5] (0:11.51)	1:10.66 [4] (0:11.42)	0:59.24 [4] (0:11.22)	0:48.02 [4] (0:11.78)	0:36.24 [4] (0:11.79)	0:24.45 [3] (0:11.76)	0:12.69 [3] (0:12.69)
Average Speed [km/h]	48.9	62.6	63.1	63.9	61.2	61.2	61.5	58.0
Top Speed [km/h]	61.8	64.8	65.1	64.6	62.9	62.7	62.3	60.4
Avg. Dist. to Rail [m]	4.1	0.9	1.1	0.8	0.3	1.3	3.3	4.4
Avg. Stride Freq. [Hz]	2.3	2.4	2.4	2.4	2.4	2.4	2.5	2.4
Avg. Stride Length [m]	6.0	7.2	7.3	7.3	7.2	7.2	7.0	6.8



- [] Ranking at each section and finish
- .-.- No data available at this section
- NA No data available



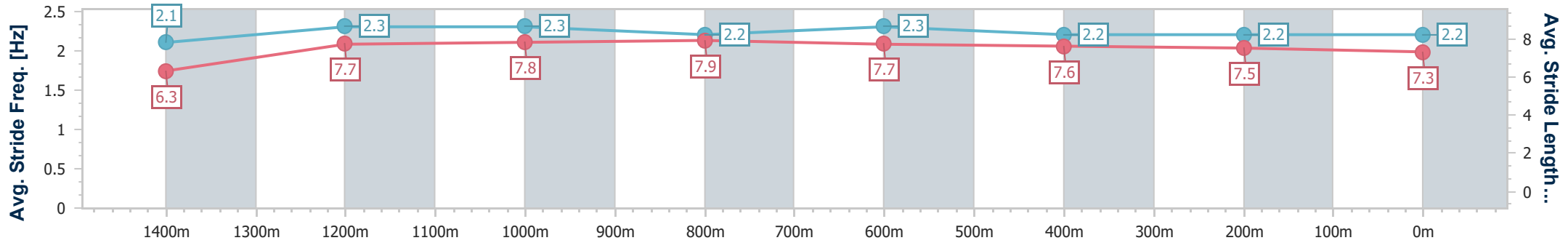
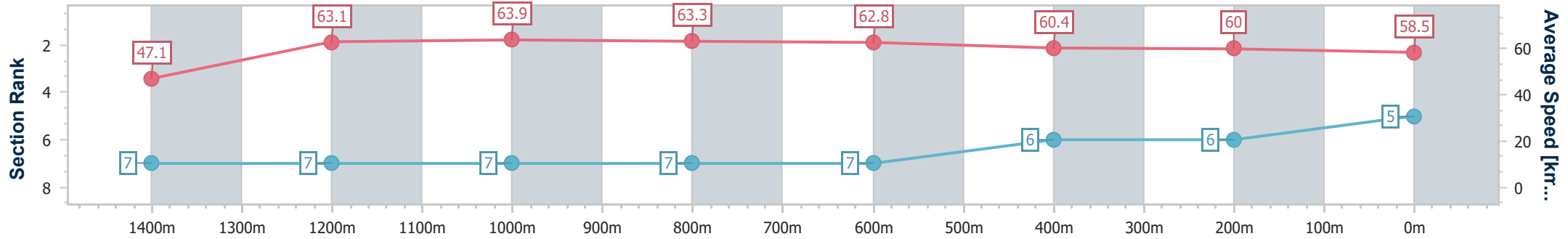
Horse/Jockey Name	Kings Castle
Final Rank	5
Fastest Section Time (Section)	0:11.34 (1200m)
Top Speed [km/h] (Section)	64.9 (1200m)
Race State	Finished



Mackay QLD Professional
 Race 1: SKY RACING BENCHMARK 70 Handicap - 1560m
 10 March 2025 - 13:15
 Track Rating: Soft 5, Weather: Overcast, Rail Position: True



Section	Overall	1400m	1200m	1000m	800m	600m	400m	200m
Section Times	1:34.61 [5] (0:12.21)	1:22.40 [7] (0:11.50)	1:10.90 [7] (0:11.34)	0:59.56 [7] (0:11.41)	0:48.15 [7] (0:11.52)	0:36.63 [7] (0:12.02)	0:24.61 [6] (0:12.06)	0:12.55 [6] (0:12.55)
Average Speed [km/h]	47.1	63.1	63.9	63.3	62.8	60.4	60.0	58.5
Top Speed [km/h]	61.7	64.8	64.9	64.4	64.2	61.7	60.5	60.3
Avg. Dist. to Rail [m]	3.4	2.1	1.6	1.6	1.4	1.2	3.1	3.4
Avg. Stride Freq. [Hz]	2.1	2.3	2.3	2.2	2.3	2.2	2.2	2.2
Avg. Stride Length [m]	6.3	7.7	7.8	7.9	7.7	7.6	7.5	7.3



- [] Ranking at each section and finish
- .-.- No data available at this section
- NA No data available



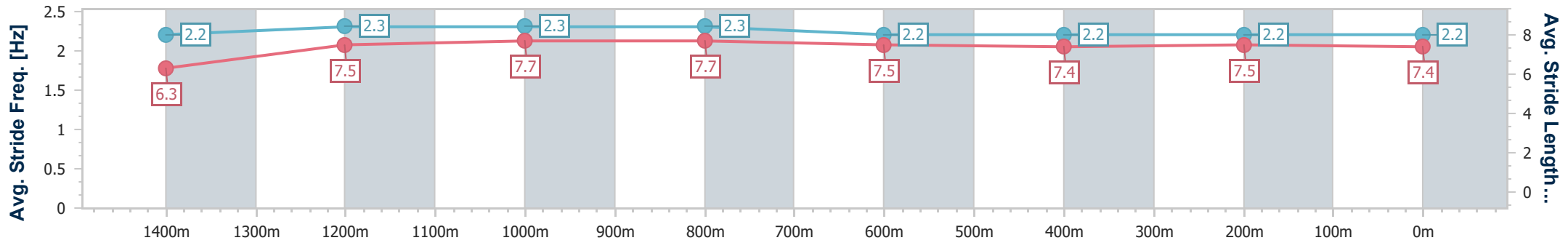
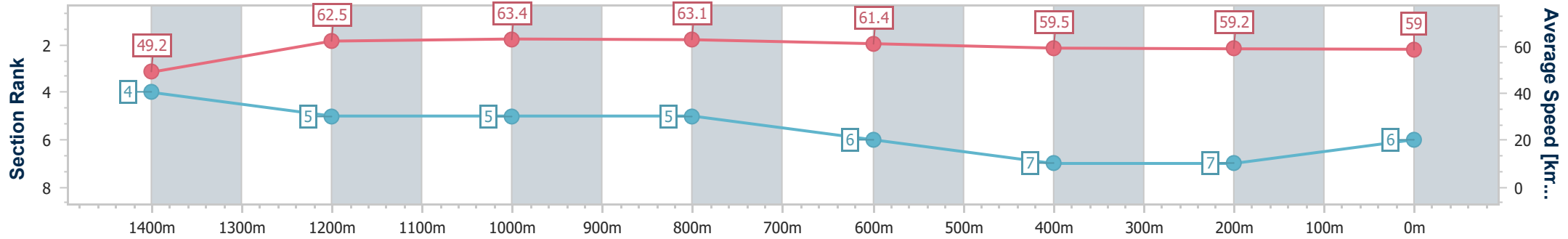
Horse/Jockey Name	Bering Sea
Final Rank	6
Fastest Section Time (Section)	0:11.38 (1200m)
Top Speed [km/h] (Section)	64.2 (1200m)
Race State	Finished



Mackay QLD Professional
 Race 1: SKY RACING BENCHMARK 70 Handicap - 1560m
 10 March 2025 - 13:15
 Track Rating: Soft 5, Weather: Overcast, Rail Position: True



Section	Overall	1400m	1200m	1000m	800m	600m	400m	200m
Section Times	1:34.70 [6] (0:11.75)	1:22.95 [4] (0:11.61)	1:11.34 [5] (0:11.38)	0:59.96 [5] (0:11.45)	0:48.51 [5] (0:11.74)	0:36.77 [6] (0:12.12)	0:24.65 [7] (0:12.19)	0:12.46 [7] (0:12.46)
Average Speed [km/h]	49.2	62.5	63.4	63.1	61.4	59.5	59.2	59.0
Top Speed [km/h]	61.4	63.7	64.2	63.4	62.7	59.8	59.8	60.0
Avg. Dist. to Rail [m]	5.9	2.1	1.0	0.7	0.9	0.5	1.0	1.8
Avg. Stride Freq. [Hz]	2.2	2.3	2.3	2.3	2.2	2.2	2.2	2.2
Avg. Stride Length [m]	6.3	7.5	7.7	7.7	7.5	7.4	7.5	7.4



- [] Ranking at each section and finish
- .-.- No data available at this section
- NA No data available



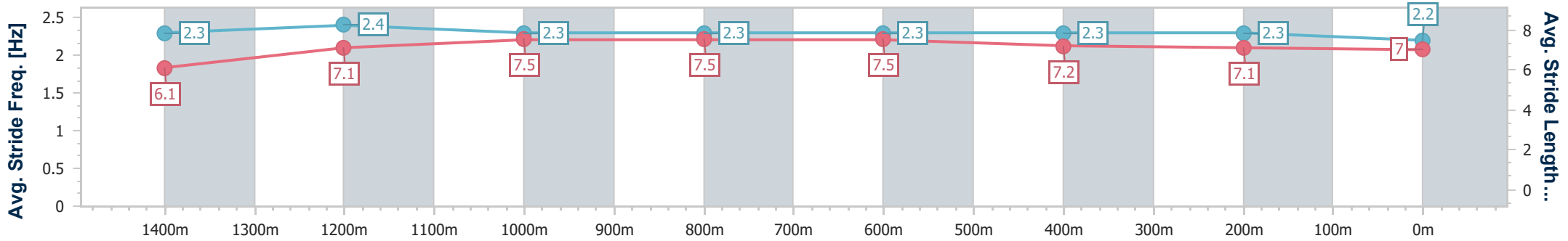
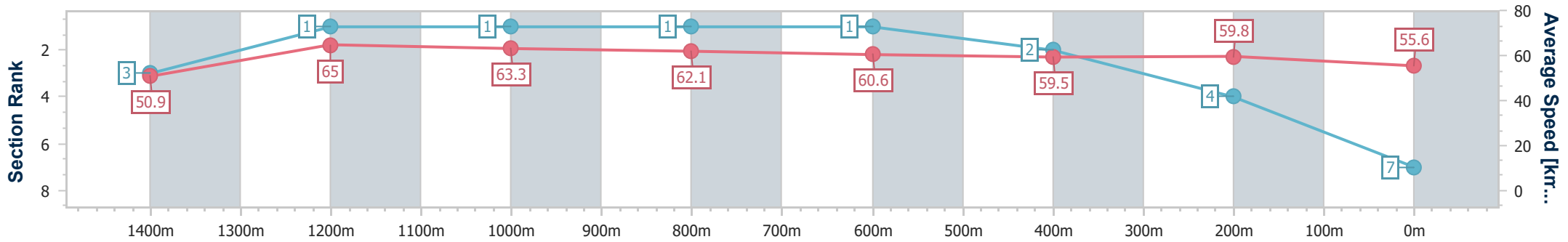
Horse/Jockey Name	Poet's Day
Final Rank	7
Fastest Section Time (Section)	0:11.18 (1400m)
Top Speed [km/h] (Section)	66.2 (1400m)
Race State	Finished



Mackay QLD Professional
 Race 1: SKY RACING BENCHMARK 70 Handicap - 1560m
 10 March 2025 - 13:15
 Track Rating: Soft 5, Weather: Overcast, Rail Position: True



Section	Overall	1400m	1200m	1000m	800m	600m	400m	200m
Section Times	1:34.73 [7] (0:11.34)	1:23.39 [3] (0:11.18)	1:12.21 [1] (0:11.38)	1:00.83 [1] (0:11.61)	0:49.22 [1] (0:11.91)	0:37.31 [1] (0:12.09)	0:25.22 [2] (0:12.05)	0:13.17 [4] (0:13.17)
Average Speed [km/h]	50.9	65.0	63.3	62.1	60.6	59.5	59.8	55.6
Top Speed [km/h]	63.8	66.2	64.3	62.9	61.6	59.9	62.0	57.9
Avg. Dist. to Rail [m]	1.5	1.6	1.7	1.0	0.7	0.3	0.8	1.1
Avg. Stride Freq. [Hz]	2.3	2.4	2.3	2.3	2.3	2.3	2.3	2.2
Avg. Stride Length [m]	6.1	7.1	7.5	7.5	7.5	7.2	7.1	7.0



- [] Ranking at each section and finish
- .-.- No data available at this section
- NA No data available



Mackay QLD Professional

Race 2: LADBROKES BLACKBOOK Maiden Plate - 1300m

10 March 2025 - 13:51



MACKAY TURF CLUB
Ooralea Racecourse

Track Rating: Soft 5, Weather: Overcast, Rail Position: True

Section		Overall	1200m	1000m	800m	600m	400m	Last 600m				
Field Times		1:18.19 (0:07.87)	1:10.32 (0:11.12)	0:59.20 (0:11.37)	0:47.83 (0:11.95)	0:35.88 (0:11.92)	0:23.96 (0:11.66)	0:35.88				
Rank	TAB Horse/Jockey	Barrier	Top Speed [km/h]	Fastest Section	Distance Travelled [m]							
1	7 LATIN LOVE Warwick Satherley	7	65.7	0:08.29	1:18.19 [1] (0:08.29)	1:09.90 [6] (0:11.51)	0:58.39 [5] (0:11.39)	0:47.00 [6] (0:11.74)	0:35.26 [6] (0:11.86)	0:23.40 [5] (0:11.53)	0:35.26	
2	8 POLLY HOFFA McKenzie Apel	1	65.8	0:07.93	1:18.30 [2] (0:07.93)	1:10.37 [2] (0:11.06)	0:59.31 [1] (0:11.37)	0:47.94 [1] (0:11.95)	0:35.99 [2] (0:11.92)	0:24.07 [1] (0:11.66)	0:35.99	-5
3	5 FIRE SPHERE Tahlia Fenlon	5	65.6	0:08.14	1:18.43 [3] (0:08.14)	1:10.29 [3] (0:11.42)	0:58.87 [4] (0:11.45)	0:47.42 [5] (0:11.75)	0:35.67 [5] (0:11.79)	0:23.88 [4] (0:11.61)	0:35.67	-2
4	4 DIAMOND DEGREE Gabrielle Semmens	6	65.2	0:07.87	1:18.49 [4] (0:07.87)	1:10.62 [1] (0:11.25)	0:59.37 [2] (0:11.47)	0:47.90 [2] (0:11.83)	0:36.07 [3] (0:11.83)	0:24.24 [2] (0:11.68)	0:36.07	+3
5	3 SECRET ENCRYPTION Sean Cormack	2	65.9	0:08.18	1:18.63 [5] (0:08.18)	1:10.45 [4] (0:11.17)	0:59.28 [3] (0:11.25)	0:48.03 [3] (0:11.71)	0:36.32 [1] (0:11.96)	0:24.36 [3] (0:11.82)	0:36.32	-2
6	6 LADY DE VEGA Erin Molloy	3	67.2	0:08.66	1:18.90 [6] (0:08.66)	1:10.24 [8] (0:11.30)	0:58.94 [6] (0:11.01)	0:47.93 [4] (0:11.71)	0:36.22 [4] (0:12.13)	0:24.09 [6] (0:11.63)	0:36.22	+4
7	2 AUZLOH Chris Mclver	8	65.8	0:08.26	1:21.04 [7] (0:08.26)	1:12.78 [5] (0:11.85)	1:00.93 [7] (0:11.33)	0:49.60 [7] (0:11.87)	0:37.73 [7] (0:12.10)	0:25.63 [7] (0:12.29)	0:37.73	-9
8	1 ROCKY SPECIAL Ashley Butler	4	62.5	0:08.63	1:26.97 [8] (0:08.63)	1:18.34 [7] (0:11.99)	1:06.35 [8] (0:11.86)	0:54.49 [8] (0:11.99)	0:42.50 [8] (0:12.78)	0:29.72 [8] (0:13.66)	0:42.50	-1

[] Ranking at each section and finish
 -:-:- No data available at this section
 NA No data available

SCN Saddle cloth number
 DNF Did not finish
 DNT Did not track

Track Rating: Soft 5, Weather: Overcast, Rail Position: True

Section				200m				Last 600m	
Field Times				0:12.30 (0:12.30)				0:35.88	
Rank	TAB	Horse/Jockey	Barrier	Top Speed [km/h]	Fastest Section	Margin			Distance Travelled [m]
1	7	LATIN LOVE Warwick Satherley	7	65.7 1000m	0:08.29 Overall	0:11.87 [5] (0:11.87)	1:18.19		0:35.26
2	8	POLLY HOFFA McKenzie Apel	1	65.8 1200m	0:07.93 Overall	0:12.41 [1] (0:12.41)	0.65L		0:35.99 -5
3	5	FIRE SPHERE Tahlia Fenlon	5	65.6 1000m	0:08.14 Overall	0:12.27 [4] (0:12.27)	1.41L		0:35.67 -2
4	4	DIAMOND DEGREE Gabrielle Semmens	6	65.2 1200m	0:07.87 Overall	0:12.56 [2] (0:12.56)	1.77L		0:36.07 +3
5	3	SECRET ENCRYPTION Sean Cormack	2	65.9 1200m	0:08.18 Overall	0:12.54 [3] (0:12.54)	2.64L		0:36.32 -2
6	6	LADY DE VEGA Erin Molloy	3	67.2 1000m	0:08.66 Overall	0:12.46 [6] (0:12.46)	4.23L		0:36.22 +4
7	2	AUZLOH Chris Mclver	8	65.8 1000m	0:08.26 Overall	0:13.34 [7] (0:13.34)	16.76L		0:37.73 -9
8	1	ROCKY SPECIAL Ashley Butler	4	62.5 1000m	0:08.63 Overall	0:16.06 [8] (0:16.06)	51.67L		0:42.50 -1



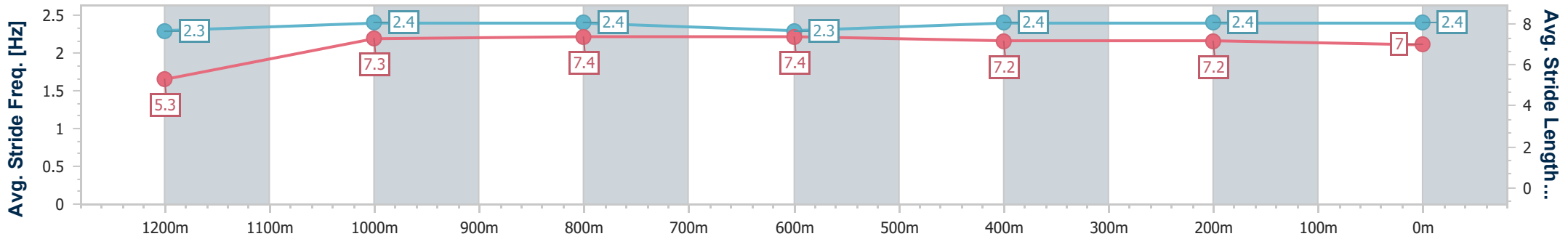
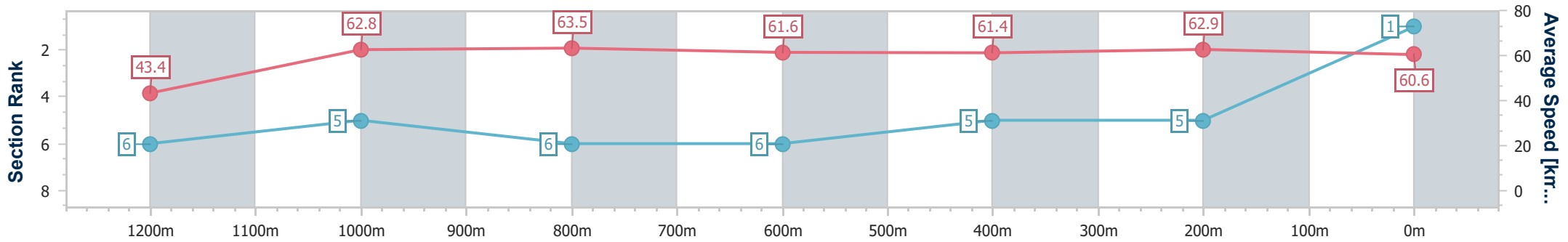
Horse/Jockey Name	Latin Love
Final Rank	1
Fastest Section Time (Section)	0:08.29 (Overall)
Top Speed [km/h] (Section)	65.7 (1000m)
Race State	Finished



Mackay QLD Professional
 Race 2: LADBROKES BLACKBOOK Maiden Plate - 1300m
 10 March 2025 - 13:51
 Track Rating: Soft 5, Weather: Overcast, Rail Position: True



Section	Overall	1200m	1000m	800m	600m	400m	200m
Section Times	1:18.19 [1] (0:08.29)	1:09.90 [6] (0:11.51)	0:58.39 [5] (0:11.39)	0:47.00 [6] (0:11.74)	0:35.26 [6] (0:11.86)	0:23.40 [5] (0:11.53)	0:11.87 [5] (0:11.87)
Average Speed [km/h]	43.4	62.8	63.5	61.6	61.4	62.9	60.6
Top Speed [km/h]	59.5	64.9	65.7	62.6	62.9	63.9	63.2
Avg. Dist. to Rail [m]	8.6	2.8	1.4	1.6	1.6	3.5	4.2
Avg. Stride Freq. [Hz]	2.3	2.4	2.4	2.3	2.4	2.4	2.4
Avg. Stride Length [m]	5.3	7.3	7.4	7.4	7.2	7.2	7.0



- [] Ranking at each section and finish
- .-.- No data available at this section
- NA No data available



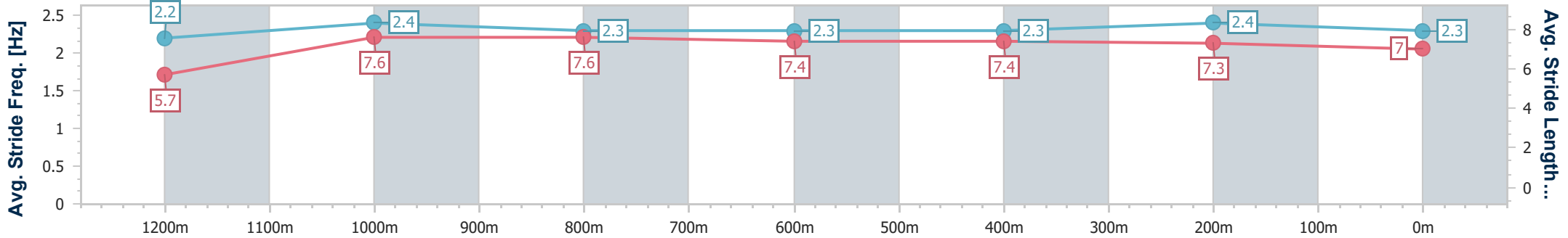
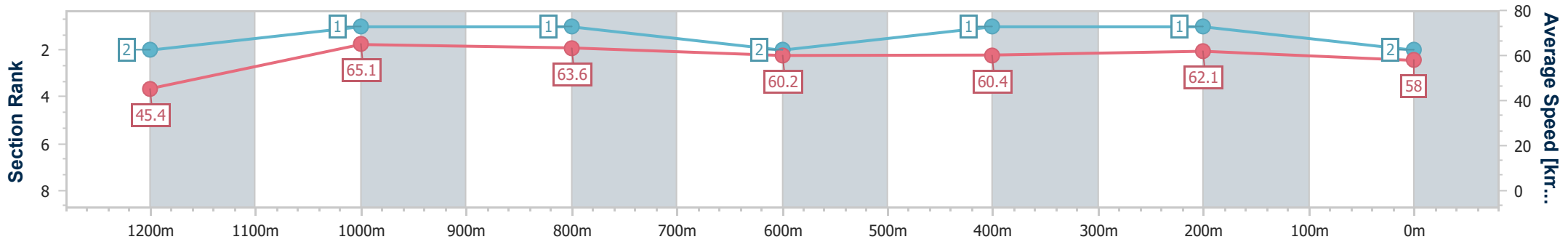
Horse/Jockey Name	Polly Hoffa
Final Rank	2
Fastest Section Time (Section)	0:07.93 (Overall)
Top Speed [km/h] (Section)	65.8 (1200m)
Race State	Finished



Mackay QLD Professional
 Race 2: LADBROKES BLACKBOOK Maiden Plate - 1300m
 10 March 2025 - 13:51
 Track Rating: Soft 5, Weather: Overcast, Rail Position: True



Section	Overall	1200m	1000m	800m	600m	400m	200m
Section Times	1:18.30 [2] (0:07.93)	1:10.37 [2] (0:11.06)	0:59.31 [1] (0:11.37)	0:47.94 [1] (0:11.95)	0:35.99 [2] (0:11.92)	0:24.07 [1] (0:11.66)	0:12.41 [1] (0:12.41)
Average Speed [km/h]	45.4	65.1	63.6	60.2	60.4	62.1	58.0
Top Speed [km/h]	62.7	65.8	64.5	62.2	62.6	62.5	61.1
Avg. Dist. to Rail [m]	3.8	1.4	0.4	0.4	0.7	2.2	4.9
Avg. Stride Freq. [Hz]	2.2	2.4	2.3	2.3	2.3	2.4	2.3
Avg. Stride Length [m]	5.7	7.6	7.6	7.4	7.4	7.3	7.0



- [] Ranking at each section and finish
- .-.- No data available at this section
- NA No data available



Horse/Jockey Name	Fire Sphere
Final Rank	3
Fastest Section Time (Section)	0:08.14 (Overall)
Top Speed [km/h] (Section)	65.6 (1000m)
Race State	Finished



Mackay QLD Professional

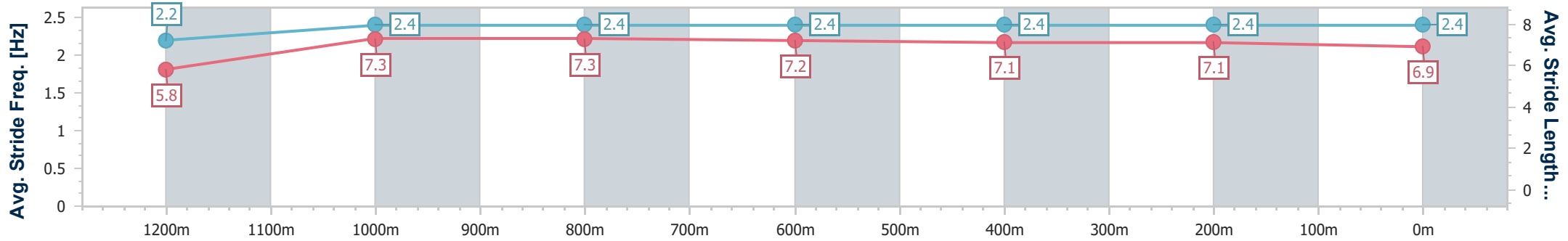
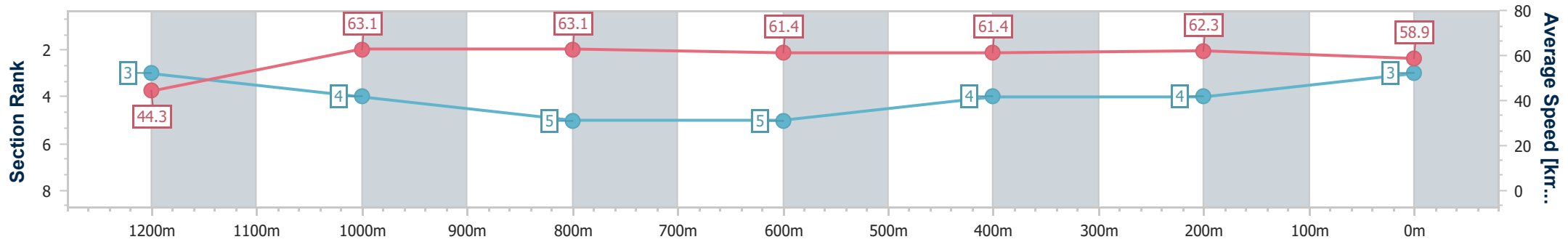
Race 2: LADBROKES BLACKBOOK Maiden Plate - 1300m

10 March 2025 - 13:51

Track Rating: Soft 5, Weather: Overcast, Rail Position: True



Section	Overall	1200m	1000m	800m	600m	400m	200m
Section Times	1:18.43 [3] (0:08.14)	1:10.29 [3] (0:11.42)	0:58.87 [4] (0:11.45)	0:47.42 [5] (0:11.75)	0:35.67 [5] (0:11.79)	0:23.88 [4] (0:11.61)	0:12.27 [4] (0:12.27)
Average Speed [km/h]	44.3	63.1	63.1	61.4	61.4	62.3	58.9
Top Speed [km/h]	59.3	65.5	65.6	63.3	62.8	63.0	61.3
Avg. Dist. to Rail [m]	6.1	2.1	0.9	0.7	0.8	4.0	7.6
Avg. Stride Freq. [Hz]	2.2	2.4	2.4	2.4	2.4	2.4	2.4
Avg. Stride Length [m]	5.8	7.3	7.3	7.2	7.1	7.1	6.9



- [] Ranking at each section and finish
- .-.- No data available at this section
- NA No data available



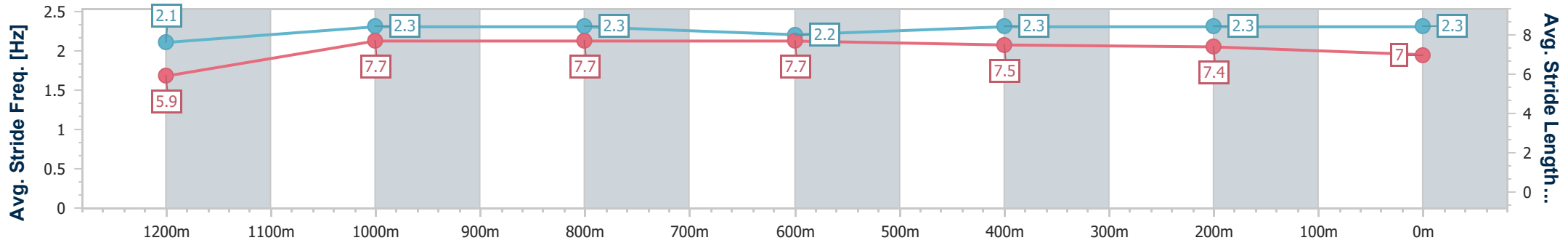
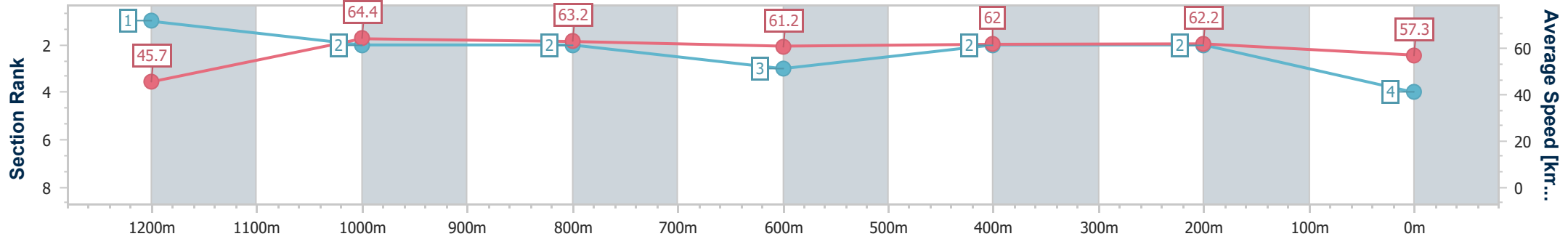
Horse/Jockey Name	Diamond Degree
Final Rank	4
Fastest Section Time (Section)	0:07.87 (Overall)
Top Speed [km/h] (Section)	65.2 (1200m)
Race State	Finished



Mackay QLD Professional
 Race 2: LADBROKES BLACKBOOK Maiden Plate - 1300m
 10 March 2025 - 13:51
 Track Rating: Soft 5, Weather: Overcast, Rail Position: True



Section	Overall	1200m	1000m	800m	600m	400m	200m
Section Times	1:18.49 [4] (0:07.87)	1:10.62 [1] (0:11.25)	0:59.37 [2] (0:11.47)	0:47.90 [2] (0:11.83)	0:36.07 [3] (0:11.83)	0:24.24 [2] (0:11.68)	0:12.56 [2] (0:12.56)
Average Speed [km/h]	45.7	64.4	63.2	61.2	62.0	62.2	57.3
Top Speed [km/h]	61.4	65.2	64.1	63.0	63.3	63.2	61.0
Avg. Dist. to Rail [m]	8.1	3.2	2.0	2.3	2.5	3.7	7.1
Avg. Stride Freq. [Hz]	2.1	2.3	2.3	2.2	2.3	2.3	2.3
Avg. Stride Length [m]	5.9	7.7	7.7	7.7	7.5	7.4	7.0



- [] Ranking at each section and finish
- .-.- No data available at this section
- NA No data available



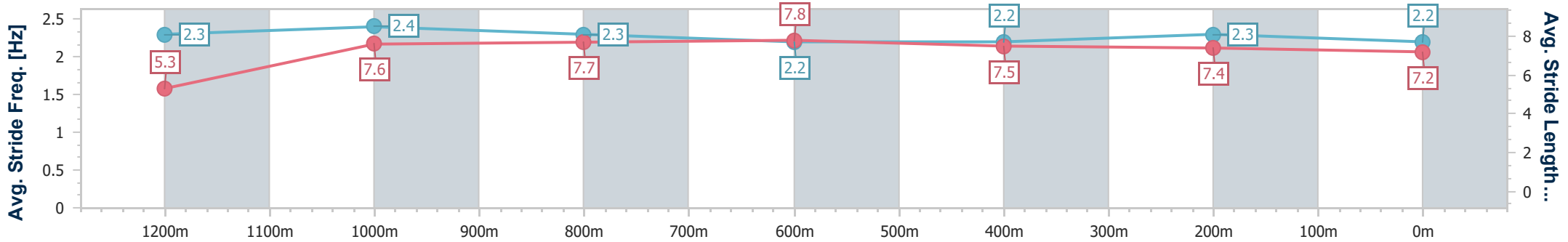
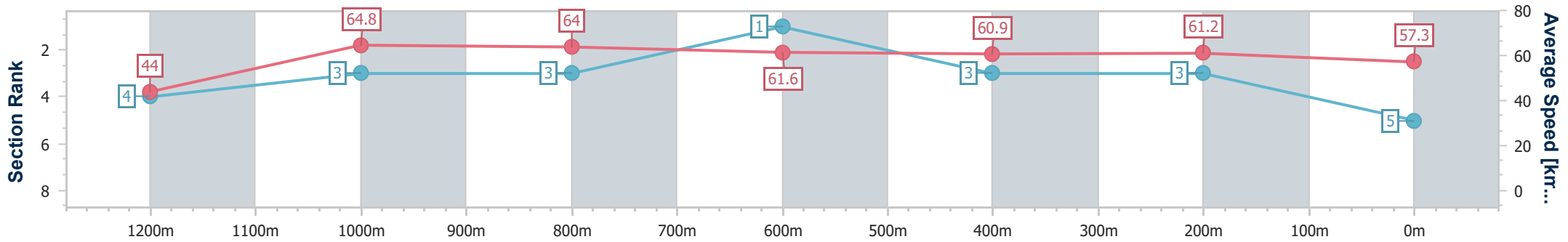
Horse/Jockey Name	Secret Encryption
Final Rank	5
Fastest Section Time (Section)	0:08.18 (Overall)
Top Speed [km/h] (Section)	65.9 (1200m)
Race State	Finished



Mackay QLD Professional
 Race 2: LADBROKES BLACKBOOK Maiden Plate - 1300m
 10 March 2025 - 13:51
 Track Rating: Soft 5, Weather: Overcast, Rail Position: True



Section	Overall	1200m	1000m	800m	600m	400m	200m
Section Times	1:18.63 [5] (0:08.18)	1:10.45 [4] (0:11.17)	0:59.28 [3] (0:11.25)	0:48.03 [3] (0:11.71)	0:36.32 [1] (0:11.96)	0:24.36 [3] (0:11.82)	0:12.54 [3] (0:12.54)
Average Speed [km/h]	44.0	64.8	64.0	61.6	60.9	61.2	57.3
Top Speed [km/h]	62.3	65.9	64.8	62.9	62.7	62.0	59.9
Avg. Dist. to Rail [m]	4.5	0.9	1.2	0.8	1.4	2.8	4.4
Avg. Stride Freq. [Hz]	2.3	2.4	2.3	2.2	2.2	2.3	2.2
Avg. Stride Length [m]	5.3	7.6	7.7	7.8	7.5	7.4	7.2



- [] Ranking at each section and finish
- .-.- No data available at this section
- NA No data available



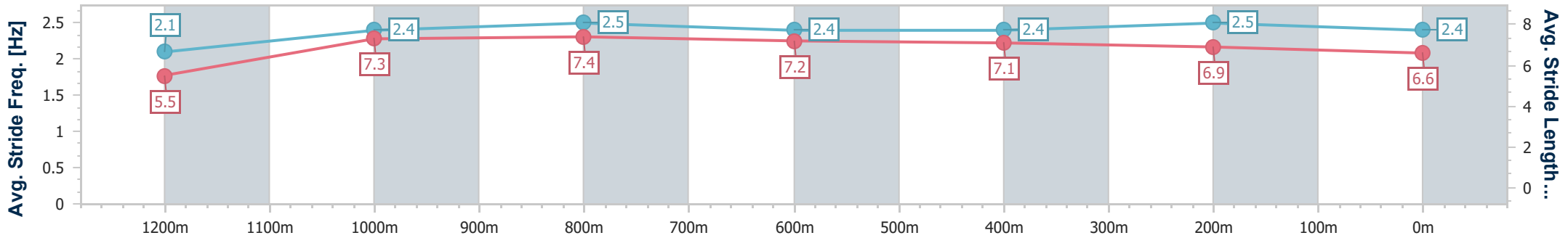
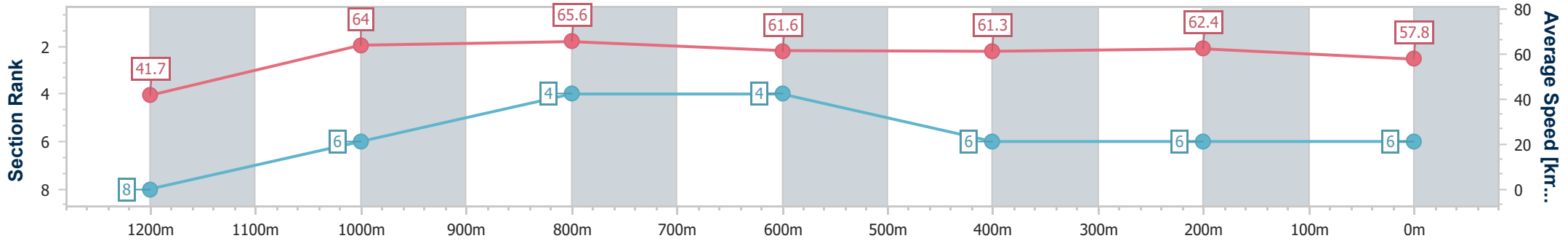
Horse/Jockey Name	Lady De Vega
Final Rank	6
Fastest Section Time (Section)	0:08.66 (Overall)
Top Speed [km/h] (Section)	67.2 (1000m)
Race State	Finished



Mackay QLD Professional
 Race 2: LADBROKES BLACKBOOK Maiden Plate - 1300m
 10 March 2025 - 13:51
 Track Rating: Soft 5, Weather: Overcast, Rail Position: True



Section	Overall	1200m	1000m	800m	600m	400m	200m
Section Times	1:18.90 [6] (0:08.66)	1:10.24 [8] (0:11.30)	0:58.94 [6] (0:11.01)	0:47.93 [4] (0:11.71)	0:36.22 [4] (0:12.13)	0:24.09 [6] (0:11.63)	0:12.46 [6] (0:12.46)
Average Speed [km/h]	41.7	64.0	65.6	61.6	61.3	62.4	57.8
Top Speed [km/h]	59.1	65.5	67.2	63.2	61.9	63.3	62.6
Avg. Dist. to Rail [m]	4.8	1.2	1.1	1.9	3.9	3.6	3.1
Avg. Stride Freq. [Hz]	2.1	2.4	2.5	2.4	2.4	2.5	2.4
Avg. Stride Length [m]	5.5	7.3	7.4	7.2	7.1	6.9	6.6



- [] Ranking at each section and finish
- .-.- No data available at this section
- NA No data available



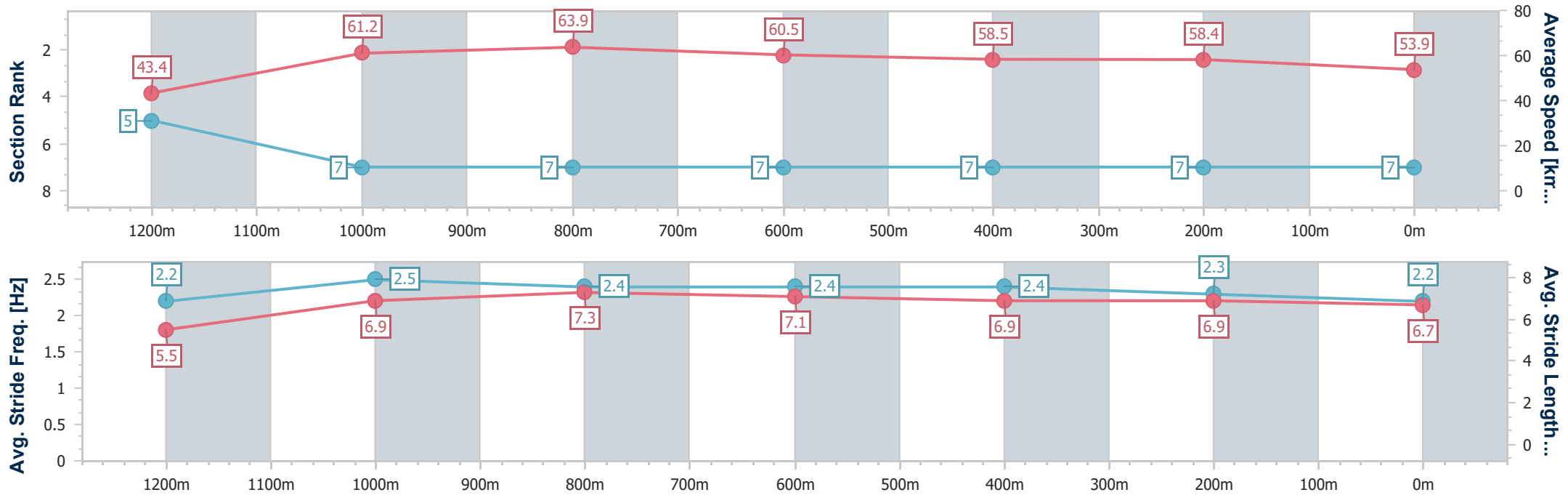
Horse/Jockey Name	Auzloh
Final Rank	7
Fastest Section Time (Section)	0:08.26 (Overall)
Top Speed [km/h] (Section)	65.8 (1000m)
Race State	Finished



Mackay QLD Professional
 Race 2: LADBROKES BLACKBOOK Maiden Plate - 1300m
 10 March 2025 - 13:51
 Track Rating: Soft 5, Weather: Overcast, Rail Position: True



Section	Overall	1200m	1000m	800m	600m	400m	200m
Section Times	1:21.04 [7] (0:08.26)	1:12.78 [5] (0:11.85)	1:00.93 [7] (0:11.33)	0:49.60 [7] (0:11.87)	0:37.73 [7] (0:12.10)	0:25.63 [7] (0:12.29)	0:13.34 [7] (0:13.34)
Average Speed [km/h]	43.4	61.2	63.9	60.5	58.5	58.4	53.9
Top Speed [km/h]	58.4	64.1	65.8	62.4	60.7	59.5	58.1
Avg. Dist. to Rail [m]	10.3	3.9	1.0	0.8	1.9	0.6	0.6
Avg. Stride Freq. [Hz]	2.2	2.5	2.4	2.4	2.4	2.3	2.2
Avg. Stride Length [m]	5.5	6.9	7.3	7.1	6.9	6.9	6.7



- [] Ranking at each section and finish
- .-.- No data available at this section
- NA No data available



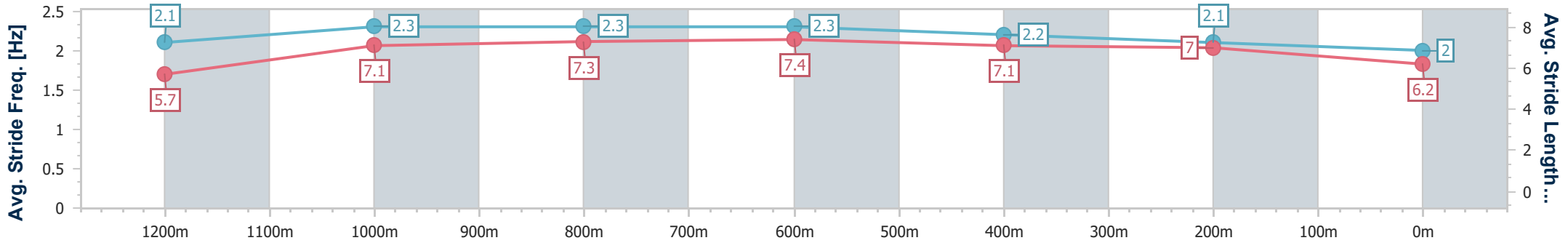
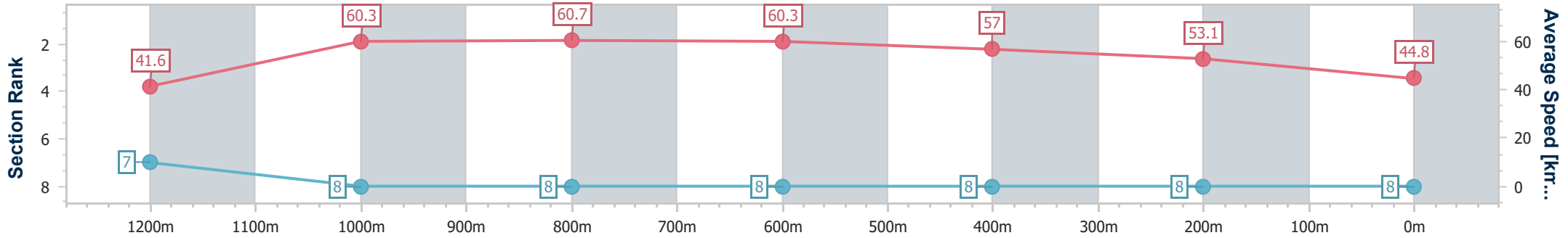
Horse/Jockey Name	Rocky Special
Final Rank	8
Fastest Section Time (Section)	0:08.63 (Overall)
Top Speed [km/h] (Section)	62.5 (1000m)
Race State	Finished



Mackay QLD Professional
 Race 2: LADBROKES BLACKBOOK Maiden Plate - 1300m
 10 March 2025 - 13:51
 Track Rating: Soft 5, Weather: Overcast, Rail Position: True



Section	Overall	1200m	1000m	800m	600m	400m	200m
Section Times	1:26.97 [8] (0:08.63)	1:18.34 [7] (0:11.99)	1:06.35 [8] (0:11.86)	0:54.49 [8] (0:11.99)	0:42.50 [8] (0:12.78)	0:29.72 [8] (0:13.66)	0:16.06 [8] (0:16.06)
Average Speed [km/h]	41.6	60.3	60.7	60.3	57.0	53.1	44.8
Top Speed [km/h]	58.0	61.2	62.5	61.9	58.6	54.9	52.3
Avg. Dist. to Rail [m]	5.1	1.3	0.6	1.4	1.6	3.8	3.7
Avg. Stride Freq. [Hz]	2.1	2.3	2.3	2.3	2.2	2.1	2.0
Avg. Stride Length [m]	5.7	7.1	7.3	7.4	7.1	7.0	6.2



- [] Ranking at each section and finish
- .-.- No data available at this section
- NA No data available



Mackay QLD Professional
Race 3: BOOK EVENT CENTRE FOR FUNCTIONS QTIS Three-Year-Old
Handicap - 1100m
10 March 2025 - 14:27



MACKAY TURF CLUB
 Ooralea Racecourse

Track Rating: Soft 6, Weather: Overcast, Rail Position: True

Section		Overall	1000m	800m	600m	400m	200m	Last 600m					
Field Times		1:04.22 (0:07.71)	0:56.51 (0:10.69)	0:45.82 (0:10.84)	0:34.98 (0:11.42)	0:23.56 (0:11.42)	0:12.14 (0:12.14)	0:34.98					
Rank	TAB Horse/Jockey	Barrier	Top Speed [km/h]	Fastest Section	Margin						Distance Travelled [m]		
1	2 POWER OF KATIE Warwick Satherley	5	69.5 800m	0:07.71 Overall	1:04.22 [1] (0:07.71)	0:56.51 [2] (0:10.75)	0:45.76 [2] (0:10.78)	0:34.98 [1] (0:11.50)	0:23.48 [2] (0:11.34)	0:12.14 [1] (0:12.14)	1:04.22	0:34.98	
2	1 HEAD HONCHO Ryan Wiggins	2	69.5 800m	0:08.18 Overall	1:04.46 [2] (0:08.18)	0:56.28 [4] (0:10.92)	0:45.36 [4] (0:10.56)	0:34.80 [3] (0:11.27)	0:23.53 [3] (0:11.43)	0:12.10 [3] (0:12.10)	1.42L	0:34.80	-8
3	5 CRIMSON DECIPHER Raul Silvera Olivera	3	68.9 1000m	0:08.46 Overall	1:04.74 [3] (0:08.46)	0:56.28 [6] (0:10.89)	0:45.39 [6] (0:10.74)	0:34.65 [5] (0:11.06)	0:23.59 [4] (0:11.33)	0:12.26 [4] (0:12.26)	3.05L	0:34.65	-12
4	4 BETTER ACRES Justin Stanley	1	68.2 1000m	0:07.71 Overall	1:04.91 [4] (0:07.71)	0:57.20 [1] (0:10.69)	0:46.51 [1] (0:10.85)	0:35.66 [2] (0:11.41)	0:24.25 [1] (0:11.69)	0:12.56 [2] (0:12.56)	4.07L	0:35.66	-9
5	7 ROCKET POWER Erin Molloy	4	68.9 800m	0:08.06 Overall	1:05.84 [5] (0:08.06)	0:57.78 [3] (0:10.98)	0:46.80 [3] (0:10.69)	0:36.11 [4] (0:11.47)	0:24.64 [5] (0:11.86)	0:12.78 [5] (0:12.78)	9.52L	0:36.11	-7
6	8 RISING RUBY Tahlia Fenlon	6	69.9 800m	0:08.35 Overall	1:06.75 [6] (0:08.35)	0:58.40 [5] (0:10.91)	0:47.49 [5] (0:10.86)	0:36.63 [6] (0:11.37)	0:25.26 [6] (0:11.89)	0:13.37 [6] (0:13.37)	14.88L	0:36.63	-2

Scratched: Greylist (#6), Silver Glitter (#3)

[] Ranking at each section and finish
 -:-:- No data available at this section
 NA No data available

SCN Saddle cloth number
 DNF Did not finish
 DNT Did not track



Horse/Jockey Name	Power Of Katie
Final Rank	1
Fastest Section Time (Section)	0:07.71 (Overall)
Top Speed [km/h] (Section)	69.5 (800m)
Race State	Finished



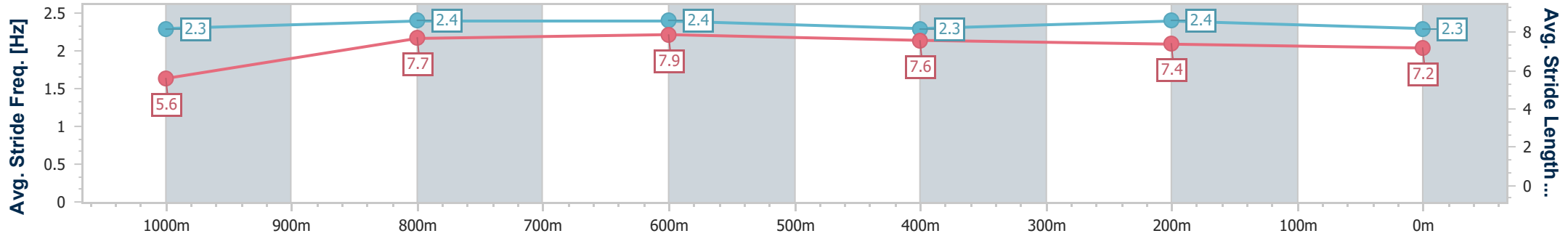
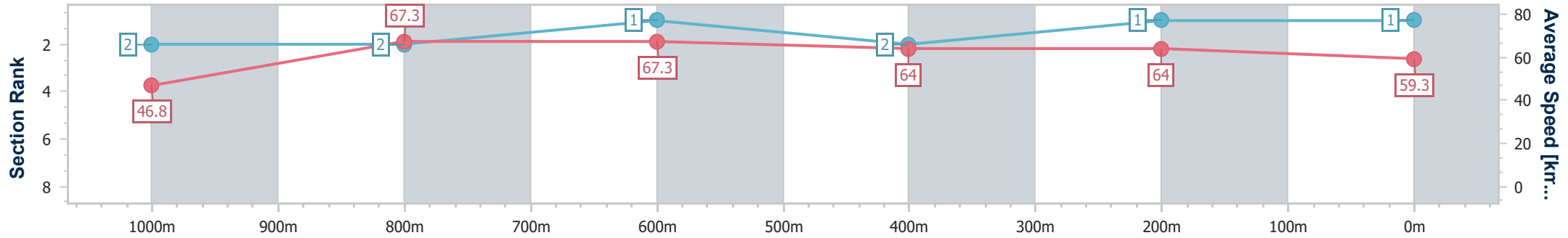
Mackay QLD Professional
 Race 3: BOOK EVENT CENTRE FOR FUNCTIONS QTIS Three-Year-Old Handicap - 1100m



10 March 2025 - 14:27

Track Rating: Soft 6, Weather: Overcast, Rail Position: True

Section	Overall	1000m	800m	600m	400m	200m
Section Times	1:04.22 [1] (0:07.71)	0:56.51 [2] (0:10.75)	0:45.76 [2] (0:10.78)	0:34.98 [1] (0:11.50)	0:23.48 [2] (0:11.34)	0:12.14 [1] (0:12.14)
Average Speed [km/h]	46.8	67.3	67.3	64.0	64.0	59.3
Top Speed [km/h]	62.0	69.0	69.5	65.4	65.6	64.5
Avg. Dist. to Rail [m]	5.1	1.7	1.6	3.1	2.7	1.8
Avg. Stride Freq. [Hz]	2.3	2.4	2.4	2.3	2.4	2.3
Avg. Stride Length [m]	5.6	7.7	7.9	7.6	7.4	7.2



- [] Ranking at each section and finish
- .-.- No data available at this section
- NA No data available



Horse/Jockey Name	Head Honcho
Final Rank	2
Fastest Section Time (Section)	0:08.18 (Overall)
Top Speed [km/h] (Section)	69.5 (800m)
Race State	Finished



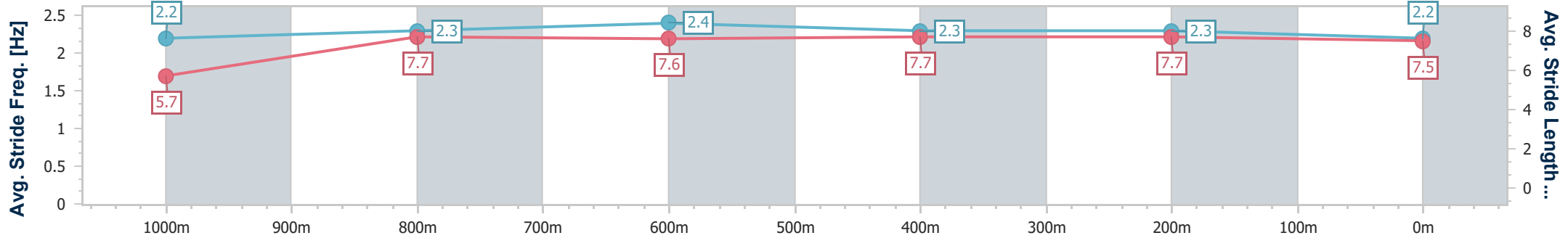
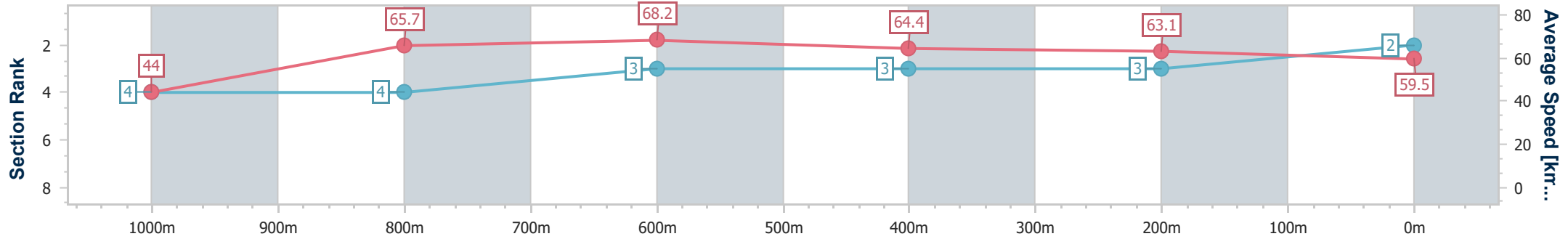
Mackay QLD Professional
Race 3: BOOK EVENT CENTRE FOR FUNCTIONS QTIS Three-Year-Old Handicap - 1100m



10 March 2025 - 14:27

Track Rating: Soft 6, Weather: Overcast, Rail Position: True

Section	Overall	1000m	800m	600m	400m	200m
Section Times	1:04.46 [2] (0:08.18)	0:56.28 [4] (0:10.92)	0:45.36 [4] (0:10.56)	0:34.80 [3] (0:11.27)	0:23.53 [3] (0:11.43)	0:12.10 [3] (0:12.10)
Average Speed [km/h]	44.0	65.7	68.2	64.4	63.1	59.5
Top Speed [km/h]	60.8	68.0	69.5	65.8	64.7	62.9
Avg. Dist. to Rail [m]	1.6	0.8	0.6	1.1	2.1	3.2
Avg. Stride Freq. [Hz]	2.2	2.3	2.4	2.3	2.3	2.2
Avg. Stride Length [m]	5.7	7.7	7.6	7.7	7.7	7.5



- [] Ranking at each section and finish
- .-.- No data available at this section
- NA No data available



Horse/Jockey Name	Crimson Decipher
Final Rank	3
Fastest Section Time (Section)	0:08.46 (Overall)
Top Speed [km/h] (Section)	68.9 (1000m)
Race State	Finished



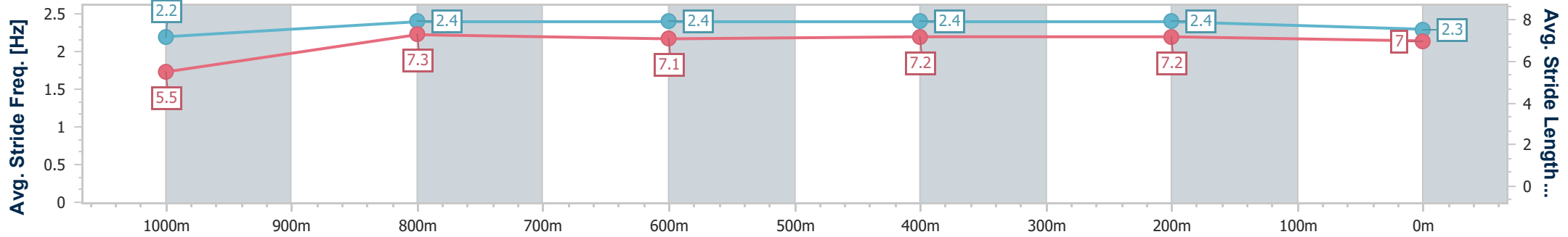
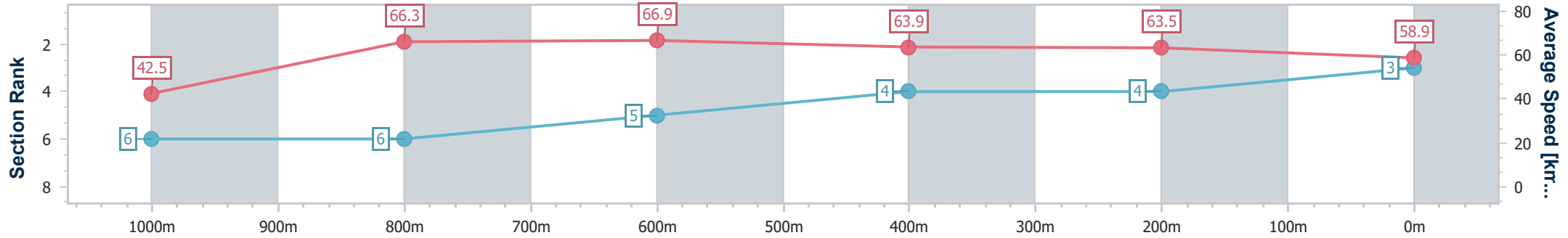
Mackay QLD Professional
 Race 3: BOOK EVENT CENTRE FOR FUNCTIONS QTIS Three-
 Year-Old Handicap - 1100m



10 March 2025 - 14:27

Track Rating: Soft 6, Weather: Overcast, Rail Position: True

Section	Overall	1000m	800m	600m	400m	200m
Section Times	1:04.74 [3] (0:08.46)	0:56.28 [6] (0:10.89)	0:45.39 [6] (0:10.74)	0:34.65 [5] (0:11.06)	0:23.59 [4] (0:11.33)	0:12.26 [4] (0:12.26)
Average Speed [km/h]	42.5	66.3	66.9	63.9	63.5	58.9
Top Speed [km/h]	61.3	68.9	67.9	65.9	65.3	63.0
Avg. Dist. to Rail [m]	3.9	0.8	0.9	1.9	2.1	4.3
Avg. Stride Freq. [Hz]	2.2	2.4	2.4	2.4	2.4	2.3
Avg. Stride Length [m]	5.5	7.3	7.1	7.2	7.2	7.0



- [] Ranking at each section and finish
- .-.- No data available at this section
- NA No data available



Horse/Jockey Name	Better Acres
Final Rank	4
Fastest Section Time (Section)	0:07.71 (Overall)
Top Speed [km/h] (Section)	68.2 (1000m)
Race State	Finished



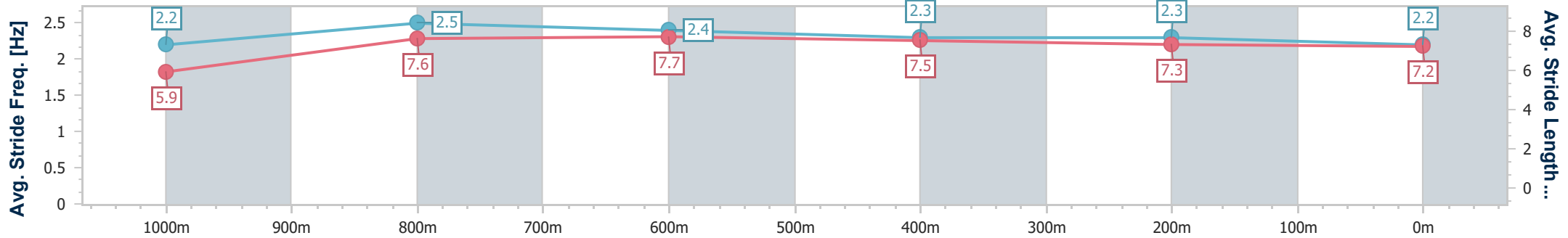
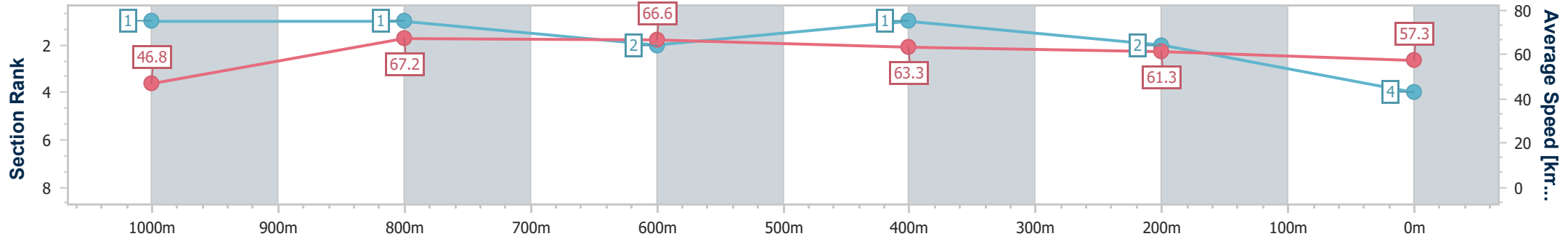
Mackay QLD Professional
Race 3: BOOK EVENT CENTRE FOR FUNCTIONS QTIS Three-Year-Old Handicap - 1100m



10 March 2025 - 14:27

Track Rating: Soft 6, Weather: Overcast, Rail Position: True

Section	Overall	1000m	800m	600m	400m	200m
Section Times	1:04.91 [4] (0:07.71)	0:57.20 [1] (0:10.69)	0:46.51 [1] (0:10.85)	0:35.66 [2] (0:11.41)	0:24.25 [1] (0:11.69)	0:12.56 [2]
Average Speed [km/h]	46.8	67.2	66.6	63.3	61.3	57.3
Top Speed [km/h]	63.6	68.2	68.1	64.8	63.0	61.1
Avg. Dist. to Rail [m]	2.0	0.2	0.9	0.3	0.4	0.6
Avg. Stride Freq. [Hz]	2.2	2.5	2.4	2.3	2.3	2.2
Avg. Stride Length [m]	5.9	7.6	7.7	7.5	7.3	7.2



- [] Ranking at each section and finish
- .-.- No data available at this section
- NA No data available



Horse/Jockey Name	Rocket Power
Final Rank	5
Fastest Section Time (Section)	0:08.06 (Overall)
Top Speed [km/h] (Section)	68.9 (800m)
Race State	Finished



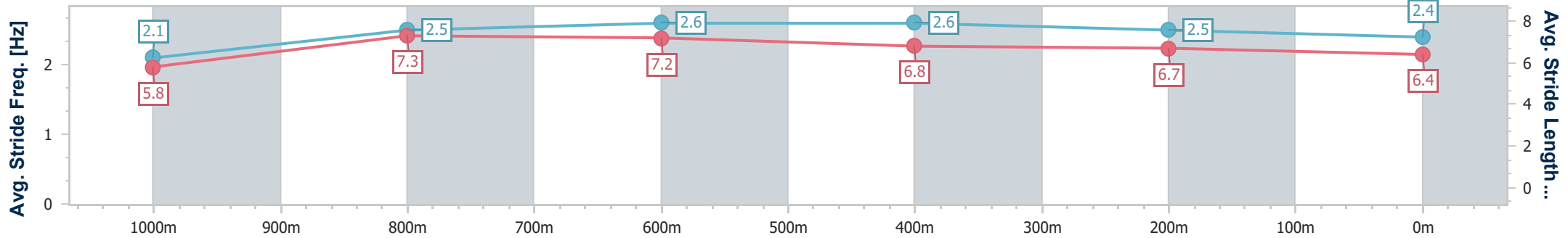
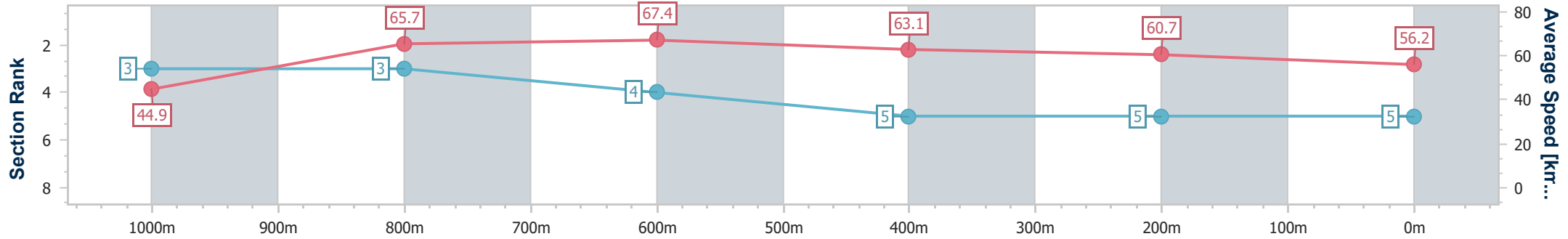
Mackay QLD Professional
Race 3: BOOK EVENT CENTRE FOR FUNCTIONS QTIS Three-Year-Old Handicap - 1100m



10 March 2025 - 14:27

Track Rating: Soft 6, Weather: Overcast, Rail Position: True

Section	Overall	1000m	800m	600m	400m	200m
Section Times	1:05.84 [5] (0:08.06)	0:57.78 [3] (0:10.98)	0:46.80 [3] (0:10.69)	0:36.11 [4] (0:11.47)	0:24.64 [5] (0:11.86)	0:12.78 [5] (0:12.78)
Average Speed [km/h]	44.9	65.7	67.4	63.1	60.7	56.2
Top Speed [km/h]	61.9	68.1	68.9	66.5	63.2	59.4
Avg. Dist. to Rail [m]	3.3	0.4	0.5	0.6	2.0	2.3
Avg. Stride Freq. [Hz]	2.1	2.5	2.6	2.6	2.5	2.4
Avg. Stride Length [m]	5.8	7.3	7.2	6.8	6.7	6.4



- [] Ranking at each section and finish
- .-.- No data available at this section
- NA No data available



Horse/Jockey Name	Rising Ruby
Final Rank	6
Fastest Section Time (Section)	0:08.35 (Overall)
Top Speed [km/h] (Section)	69.9 (800m)
Race State	Finished



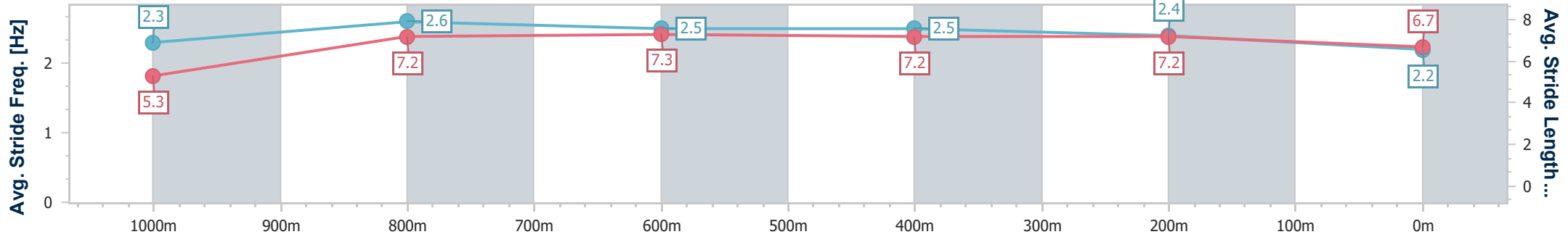
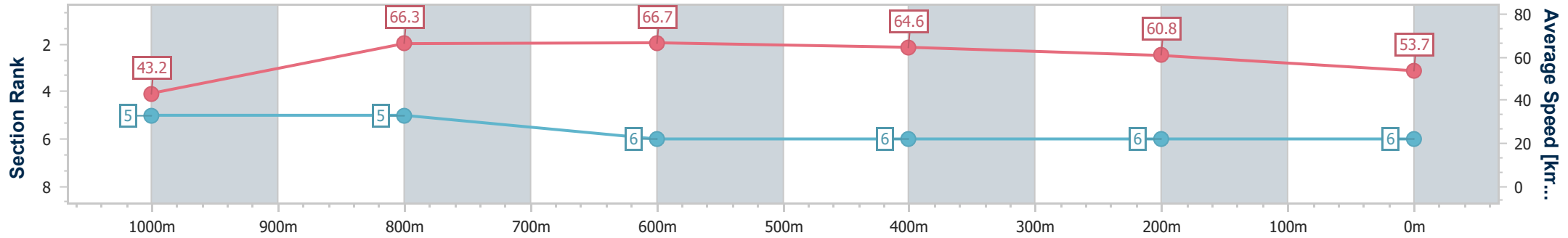
Mackay QLD Professional
Race 3: BOOK EVENT CENTRE FOR FUNCTIONS QTIS Three-Year-Old Handicap - 1100m



10 March 2025 - 14:27

Track Rating: Soft 6, Weather: Overcast, Rail Position: True

Section	Overall	1000m	800m	600m	400m	200m
Section Times	1:06.75 [6] (0:08.35)	0:58.40 [5] (0:10.91)	0:47.49 [5] (0:10.86)	0:36.63 [6] (0:11.37)	0:25.26 [6] (0:11.89)	0:13.37 [6] (0:13.37)
Average Speed [km/h]	43.2	66.3	66.7	64.6	60.8	53.7
Top Speed [km/h]	60.7	69.1	69.9	66.4	63.8	58.3
Avg. Dist. to Rail [m]	4.9	1.0	2.2	2.5	2.9	4.5
Avg. Stride Freq. [Hz]	2.3	2.6	2.5	2.5	2.4	2.2
Avg. Stride Length [m]	5.3	7.2	7.3	7.2	7.2	6.7



- [] Ranking at each section and finish
- .-.- No data available at this section
- NA No data available



Mackay QLD Professional

Race 4: BOOK FOR AMATEUR CUP SATURDAY 24TH MAY Class 3 Plate - 1100m

10 March 2025 - 15:05



MACKAY TURF CLUB
Ooralea Racecourse

Track Rating: Soft 6, Weather: Overcast, Rail Position: True

Section		Overall	1000m	800m	600m	400m	200m	Last 600m					
Field Times		1:03.44 (0:07.57)	0:55.87 (0:10.47)	0:45.40 (0:10.55)	0:34.85 (0:11.19)	0:23.66 (0:11.46)	0:12.20 (0:12.20)	0:34.85					
Rank	TAB Horse/Jockey	Barrier	Top Speed [km/h]	Fastest Section	Margin							Distance Travelled [m]	
1	1 BOOMING LAD Gabrielle Semmens	7	68.9 1000m	0:07.63 Overall	1:03.44 [1] (0:07.63)	0:55.81 [2] (0:10.49)	0:45.32 [2] (0:10.56)	0:34.76 [2] (0:11.10)	0:23.66 [1] (0:11.46)	0:12.20 [1] (0:12.20)	1:03.44	0:34.76	
2	9 UPSTART LEGEND Erin Molloy	4	70.8 800m	0:08.09 Overall	1:03.44 [2] (0:08.09)	0:55.35 [8] (0:10.65)	0:44.70 [7] (0:10.55)	0:34.15 [7] (0:11.09)	0:23.06 [7] (0:11.30)	0:11.76 [3] (0:11.76)	0.03L	0:34.15	+4
3	2 CANNY BE BETTER Nikki Olzard	1	70.6 1000m	0:07.84 Overall	1:03.63 [3] (0:07.84)	0:55.79 [4] (0:10.47)	0:45.32 [3] (0:10.58)	0:34.74 [3] (0:11.23)	0:23.51 [3] (0:11.36)	0:12.15 [2] (0:12.15)	1.14L	0:34.74	+3
4	3 LAST DITCH EFFORT Samantha Zoljan	6	69.5 1000m	0:08.01 Overall	1:03.73 [4] (0:08.01)	0:55.72 [7] (0:10.78)	0:44.94 [8] (0:10.85)	0:34.09 [8] (0:11.11)	0:22.98 [8] (0:11.12)	0:11.86 [7] (0:11.86)	1.72L	0:34.09	+3
5	4 NOLAN Ashley Butler	2	71.3 1000m	0:07.92 Overall	1:03.81 [5] (0:07.92)	0:55.89 [6] (0:10.47)	0:45.42 [5] (0:10.64)	0:34.78 [5] (0:11.12)	0:23.66 [4] (0:11.55)	0:12.11 [4] (0:12.11)	2.17L	0:34.78	+2
6	8 TORONADO ROUGE McKenzie Apel	5	69.7 1000m	0:07.87 Overall	1:04.19 [6] (0:07.87)	0:56.32 [5] (0:10.57)	0:45.75 [6] (0:10.76)	0:34.99 [6] (0:11.06)	0:23.93 [6] (0:11.56)	0:12.37 [6] (0:12.37)	4.44L	0:34.99	+4
7	11 MOON OVER MATILDA Chris Mclver	8	70.1 1000m	0:07.57 Overall	1:04.40 [7] (0:07.57)	0:56.83 [1] (0:10.47)	0:46.36 [1] (0:10.55)	0:35.81 [1] (0:11.33)	0:24.48 [2] (0:11.80)	0:12.68 [5] (0:12.68)	5.66L	0:35.81	+10
8	5 NORTHUMBRIA Warwick Satherley	3	70.9 1000m	0:07.81 Overall	1:04.61 [8] (0:07.81)	0:56.80 [3] (0:10.50)	0:46.30 [4] (0:10.72)	0:35.58 [4] (0:11.22)	0:24.36 [5] (0:11.64)	0:12.72 [8] (0:12.72)	6.93L	0:35.58	+13

Scratched: Flying Maple (#7), Imperium (#10), Parade Ground (#6)



Horse/Jockey Name	Booming Lad
Final Rank	1
Fastest Section Time (Section)	0:07.63 (Overall)
Top Speed [km/h] (Section)	68.9 (1000m)
Race State	Finished

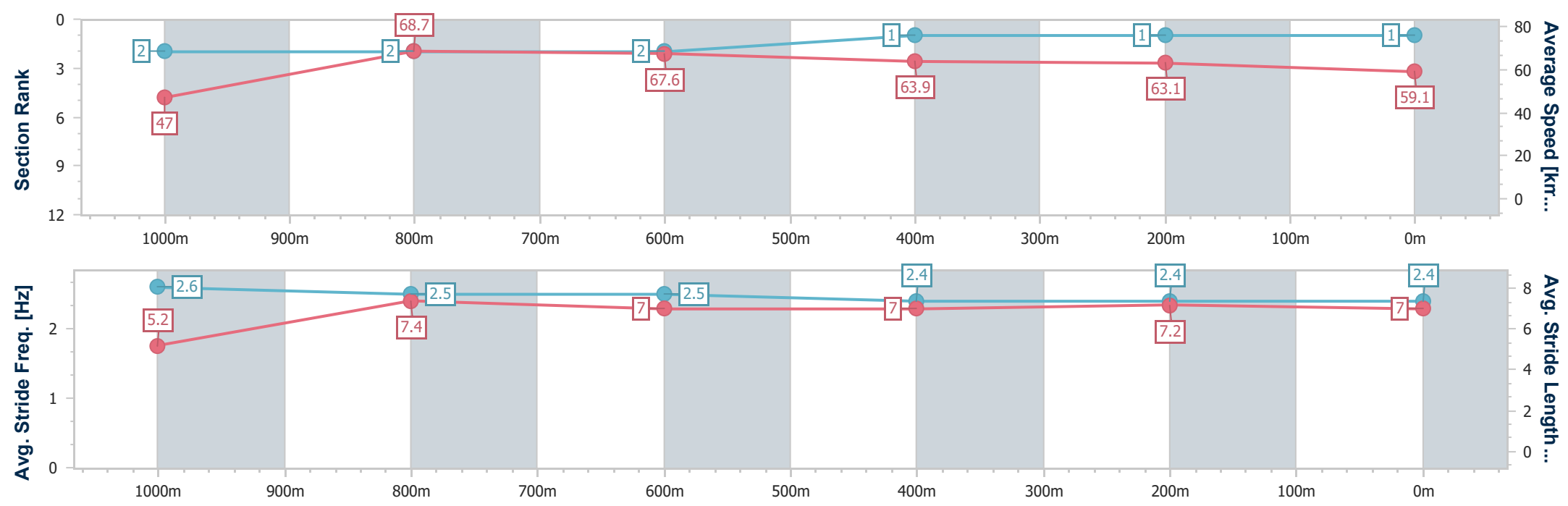


Mackay QLD Professional
 Race 4: BOOK FOR AMATEUR CUP SATURDAY 24TH MAY
 Class 3 Plate - 1100m
 10 March 2025 - 15:05



Track Rating: Soft 6, Weather: Overcast, Rail Position: True

Section	Overall	1000m	800m	600m	400m	200m
Section Times	1:03.44 [1] (0:07.63)	0:55.81 [2] (0:10.49)	0:45.32 [2] (0:10.56)	0:34.76 [2] (0:11.10)	0:23.66 [1] (0:11.46)	0:12.20 [1] (0:12.20)
Average Speed [km/h]	47.0	68.7	67.6	63.9	63.1	59.1
Top Speed [km/h]	66.2	68.9	68.6	65.5	64.0	61.8
Avg. Dist. to Rail [m]	6.5	0.9	2.2	1.7	1.3	1.4
Avg. Stride Freq. [Hz]	2.6	2.5	2.5	2.4	2.4	2.4
Avg. Stride Length [m]	5.2	7.4	7.0	7.0	7.2	7.0



[] Ranking at each section and finish
 -.-.- No data available at this section
 NA No data available



Horse/Jockey Name	Upstart Legend
Final Rank	2
Fastest Section Time (Section)	0:08.09 (Overall)
Top Speed [km/h] (Section)	70.8 (800m)
Race State	Finished

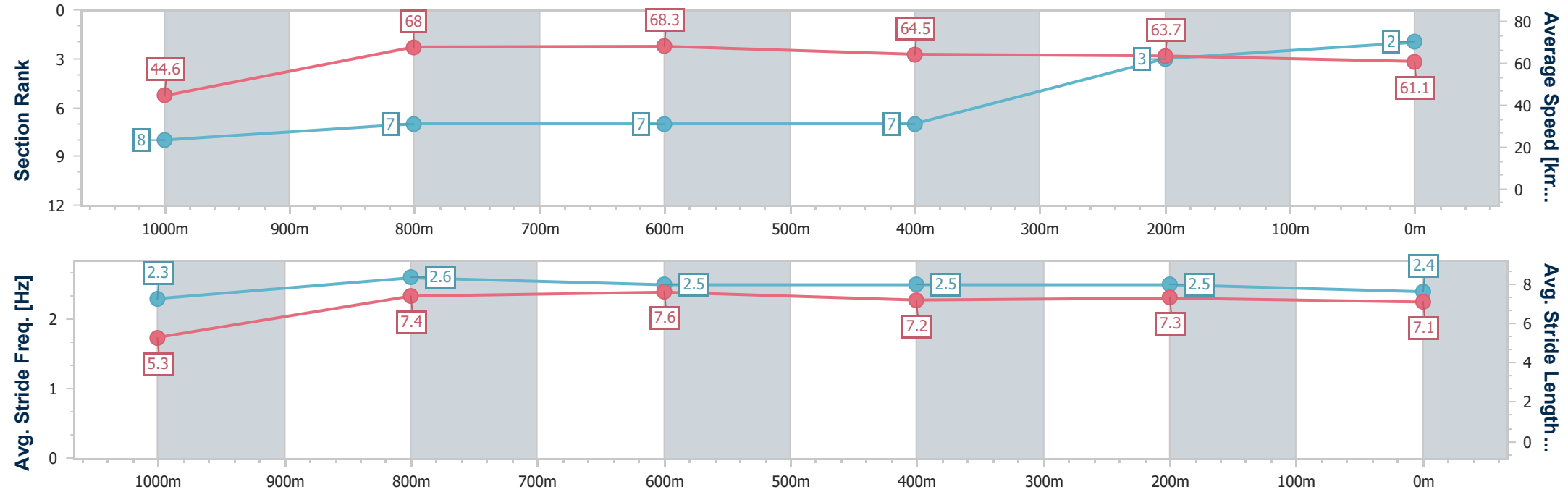


Mackay QLD Professional
 Race 4: BOOK FOR AMATEUR CUP SATURDAY 24TH MAY
 Class 3 Plate - 1100m
 10 March 2025 - 15:05



Track Rating: Soft 6, Weather: Overcast, Rail Position: True

Section	Overall	1000m	800m	600m	400m	200m
Section Times	1:03.44 [2] (0:08.09)	0:55.35 [8] (0:10.65)	0:44.70 [7] (0:10.55)	0:34.15 [7] (0:11.09)	0:23.06 [7] (0:11.30)	0:11.76 [3] (0:11.76)
Average Speed [km/h]	44.6	68.0	68.3	64.5	63.7	61.1
Top Speed [km/h]	64.4	70.7	70.8	66.9	64.1	63.5
Avg. Dist. to Rail [m]	5.6	2.1	0.7	1.1	1.2	2.4
Avg. Stride Freq. [Hz]	2.3	2.6	2.5	2.5	2.5	2.4
Avg. Stride Length [m]	5.3	7.4	7.6	7.2	7.3	7.1



- [] Ranking at each section and finish
- .-.- No data available at this section
- NA No data available



Horse/Jockey Name	Canny Be Better
Final Rank	3
Fastest Section Time (Section)	0:07.84 (Overall)
Top Speed [km/h] (Section)	70.6 (1000m)
Race State	Finished

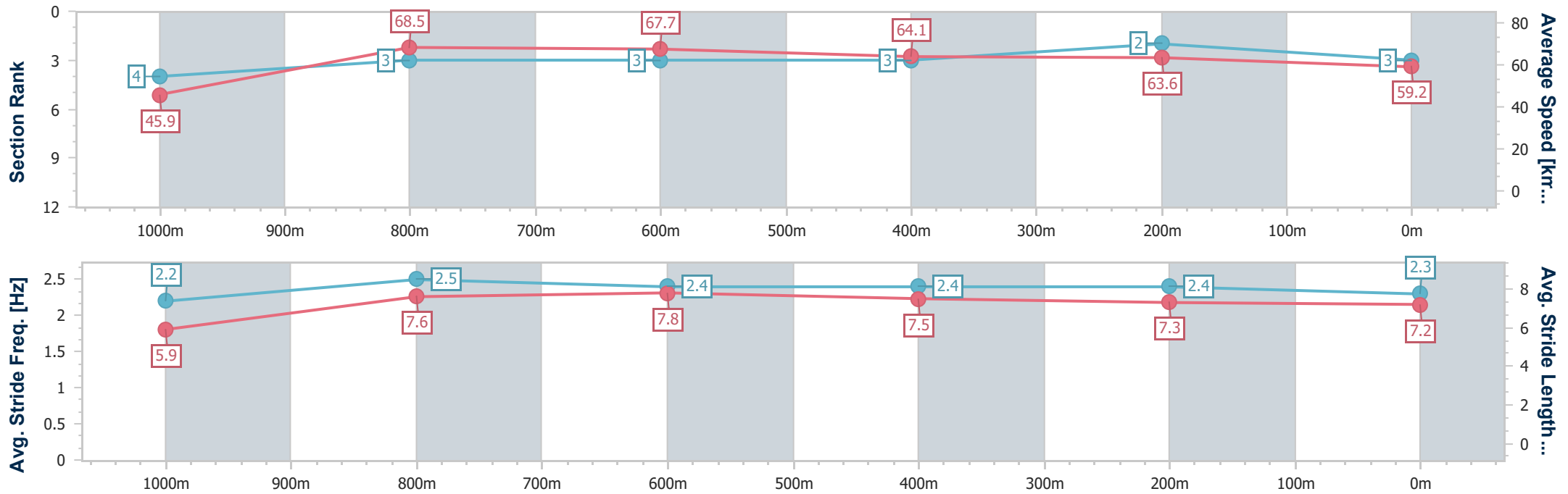


Mackay QLD Professional
 Race 4: BOOK FOR AMATEUR CUP SATURDAY 24TH MAY
 Class 3 Plate - 1100m
 10 March 2025 - 15:05



Track Rating: Soft 6, Weather: Overcast, Rail Position: True

Section	Overall	1000m	800m	600m	400m	200m
Section Times	1:03.63 [3] (0:07.84)	0:55.79 [4] (0:10.47)	0:45.32 [3] (0:10.58)	0:34.74 [3] (0:11.23)	0:23.51 [3] (0:11.36)	0:12.15 [2] (0:12.15)
Average Speed [km/h]	45.9	68.5	67.7	64.1	63.6	59.2
Top Speed [km/h]	63.7	70.6	69.8	65.6	65.4	62.2
Avg. Dist. to Rail [m]	1.2	0.8	1.6	0.9	2.3	3.8
Avg. Stride Freq. [Hz]	2.2	2.5	2.4	2.4	2.4	2.3
Avg. Stride Length [m]	5.9	7.6	7.8	7.5	7.3	7.2



- [] Ranking at each section and finish
- .-.- No data available at this section
- NA No data available



Horse/Jockey Name	Last Ditch Effort
Final Rank	4
Fastest Section Time (Section)	0:08.01 (Overall)
Top Speed [km/h] (Section)	69.5 (1000m)
Race State	Finished

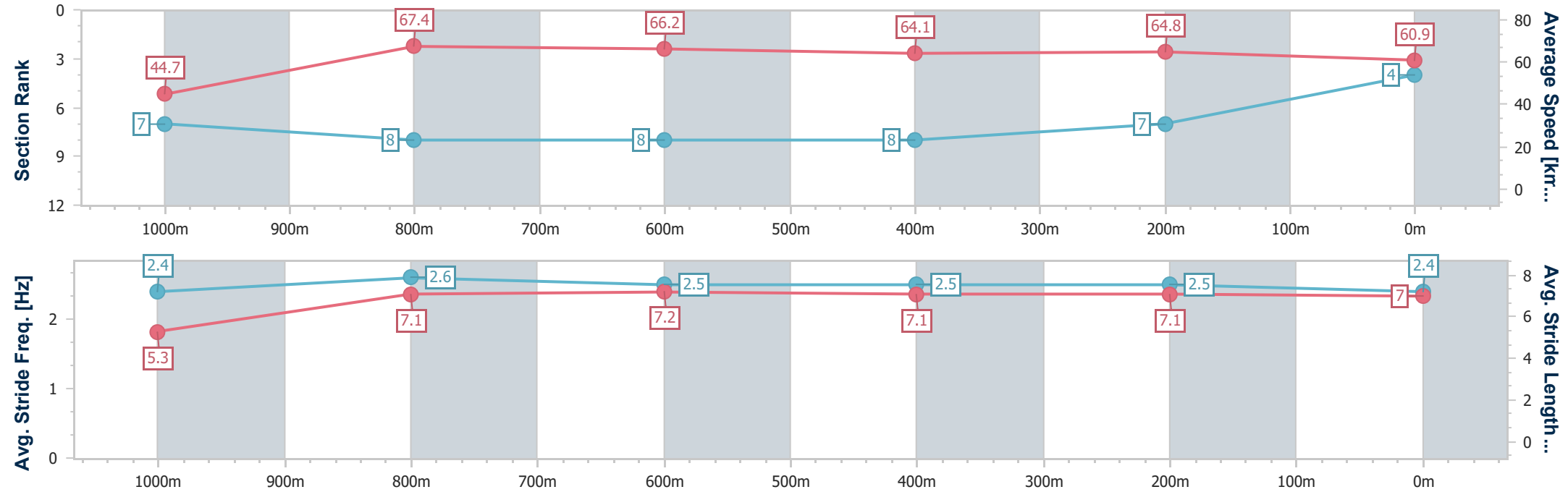


Mackay QLD Professional
 Race 4: BOOK FOR AMATEUR CUP SATURDAY 24TH MAY
 Class 3 Plate - 1100m
 10 March 2025 - 15:05



Track Rating: Soft 6, Weather: Overcast, Rail Position: True

Section	Overall	1000m	800m	600m	400m	200m
Section Times	1:03.73 [4] (0:08.01)	0:55.72 [7] (0:10.78)	0:44.94 [8] (0:10.85)	0:34.09 [8] (0:11.11)	0:22.98 [8] (0:11.12)	0:11.86 [7] (0:11.86)
Average Speed [km/h]	44.7	67.4	66.2	64.1	64.8	60.9
Top Speed [km/h]	63.8	69.5	69.3	65.0	66.1	63.8
Avg. Dist. to Rail [m]	6.3	2.4	0.9	1.4	1.8	2.7
Avg. Stride Freq. [Hz]	2.4	2.6	2.5	2.5	2.5	2.4
Avg. Stride Length [m]	5.3	7.1	7.2	7.1	7.1	7.0



- [] Ranking at each section and finish
- .-.- No data available at this section
- NA No data available



Horse/Jockey Name	Nolan
Final Rank	5
Fastest Section Time (Section)	0:07.92 (Overall)
Top Speed [km/h] (Section)	71.3 (1000m)
Race State	Finished

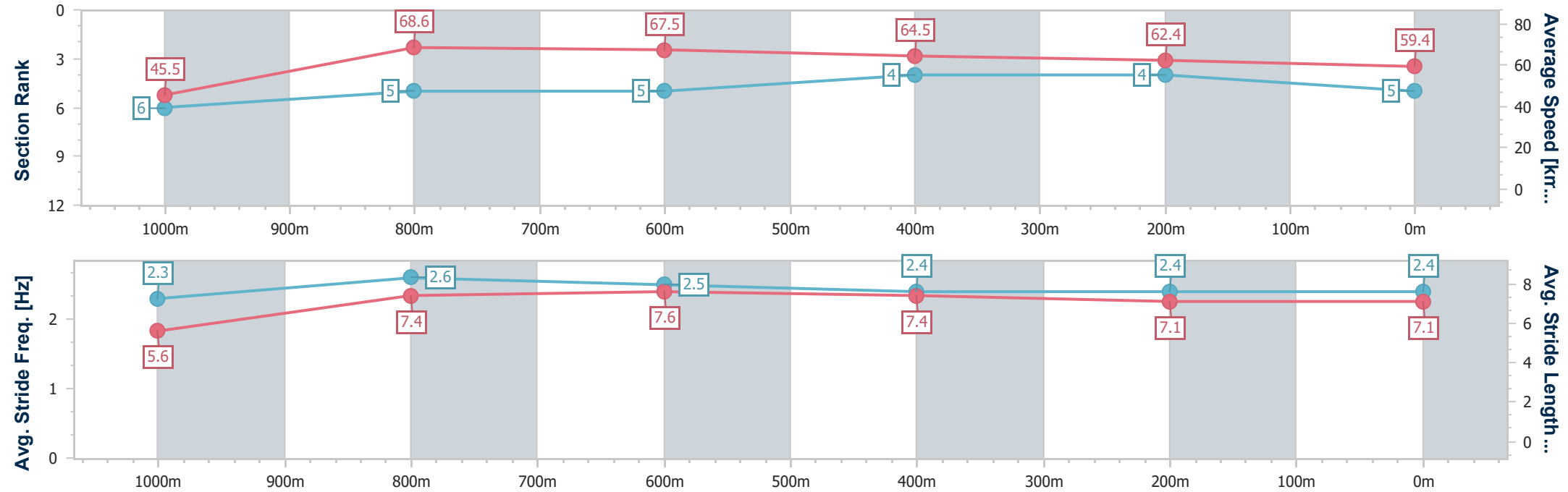


Mackay QLD Professional
 Race 4: BOOK FOR AMATEUR CUP SATURDAY 24TH MAY
 Class 3 Plate - 1100m
 10 March 2025 - 15:05



Track Rating: Soft 6, Weather: Overcast, Rail Position: True

Section	Overall	1000m	800m	600m	400m	200m
Section Times	1:03.81 [5] (0:07.92)	0:55.89 [6] (0:10.47)	0:45.42 [5] (0:10.64)	0:34.78 [5] (0:11.12)	0:23.66 [4] (0:11.55)	0:12.11 [4] (0:12.11)
Average Speed [km/h]	45.5	68.6	67.5	64.5	62.4	59.4
Top Speed [km/h]	65.1	71.3	68.2	65.7	63.7	62.2
Avg. Dist. to Rail [m]	2.6	0.5	0.6	0.8	2.0	4.5
Avg. Stride Freq. [Hz]	2.3	2.6	2.5	2.4	2.4	2.4
Avg. Stride Length [m]	5.6	7.4	7.6	7.4	7.1	7.1



- [] Ranking at each section and finish
- .-.- No data available at this section
- NA No data available



Horse/Jockey Name	Tornado Rouge
Final Rank	6
Fastest Section Time (Section)	0:07.87 (Overall)
Top Speed [km/h] (Section)	69.7 (1000m)
Race State	Finished

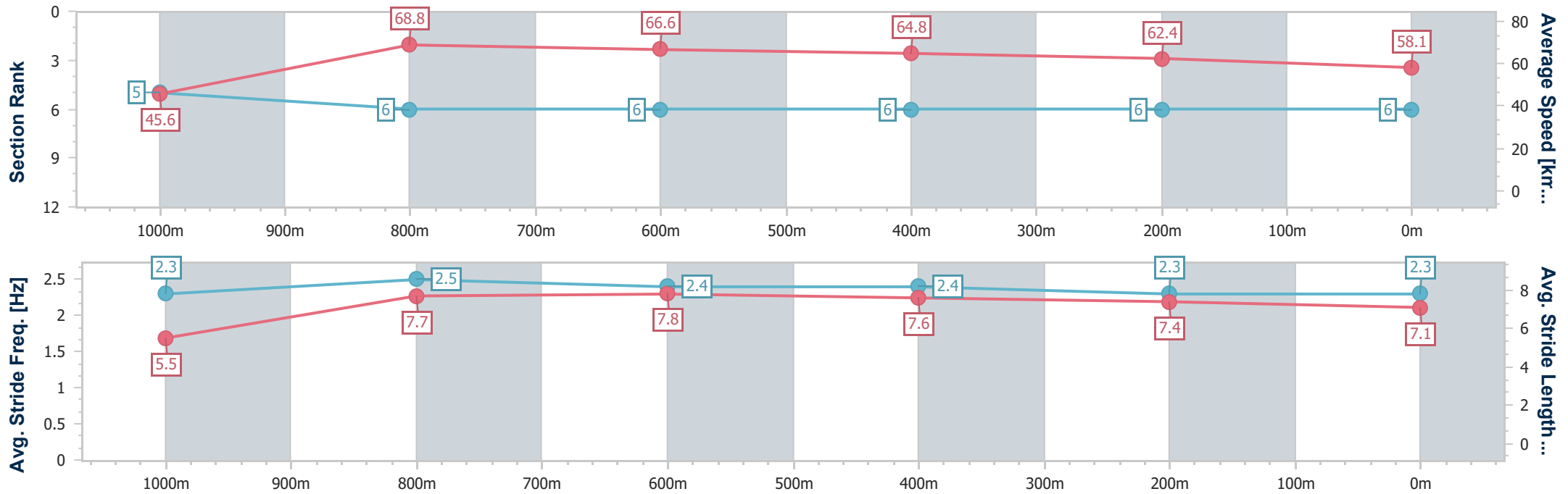


Mackay QLD Professional
 Race 4: BOOK FOR AMATEUR CUP SATURDAY 24TH MAY
 Class 3 Plate - 1100m
 10 March 2025 - 15:05



Track Rating: Soft 6, Weather: Overcast, Rail Position: True

Section	Overall	1000m	800m	600m	400m	200m
Section Times	1:04.19 [6] (0:07.87)	0:56.32 [5] (0:10.57)	0:45.75 [6] (0:10.76)	0:34.99 [6] (0:11.06)	0:23.93 [6] (0:11.56)	0:12.37 [6] (0:12.37)
Average Speed [km/h]	45.6	68.8	66.6	64.8	62.4	58.1
Top Speed [km/h]	64.3	69.7	67.5	66.3	63.9	61.2
Avg. Dist. to Rail [m]	5.5	2.9	0.8	1.1	2.8	5.5
Avg. Stride Freq. [Hz]	2.3	2.5	2.4	2.4	2.3	2.3
Avg. Stride Length [m]	5.5	7.7	7.8	7.6	7.4	7.1



- [] Ranking at each section and finish
- .-.- No data available at this section
- NA No data available



Horse/Jockey Name	Moon Over Matilda
Final Rank	7
Fastest Section Time (Section)	0:07.57 (Overall)
Top Speed [km/h] (Section)	70.1 (1000m)
Race State	Finished

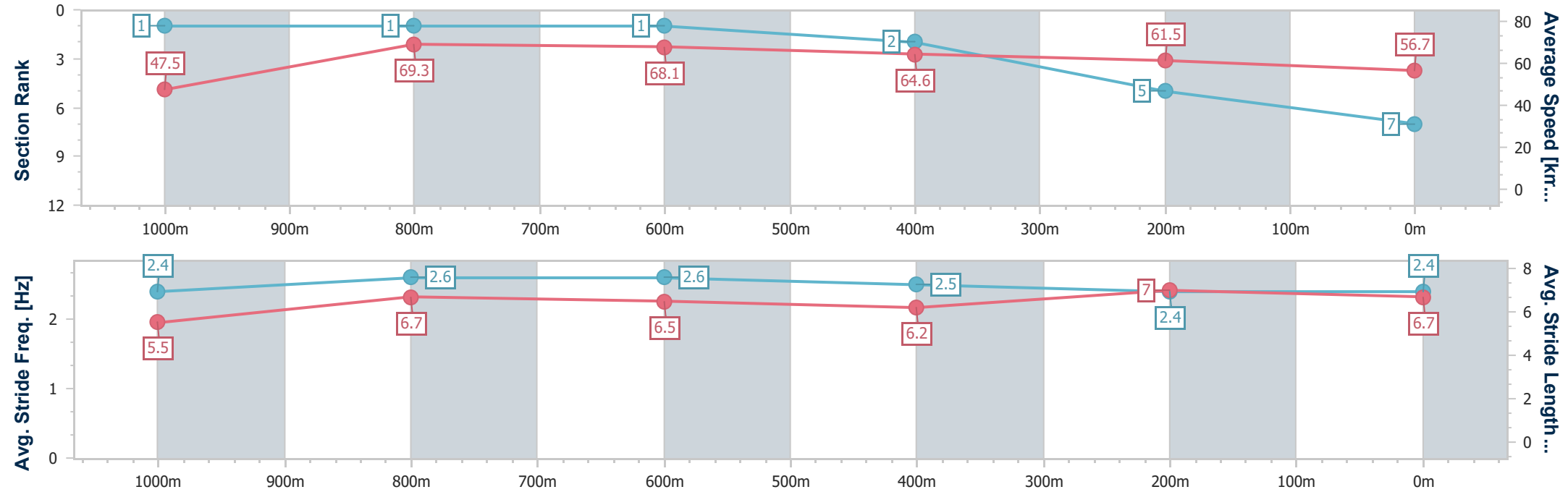


Mackay QLD Professional
 Race 4: BOOK FOR AMATEUR CUP SATURDAY 24TH MAY
 Class 3 Plate - 1100m
 10 March 2025 - 15:05



Track Rating: Soft 6, Weather: Overcast, Rail Position: True

Section	Overall	1000m	800m	600m	400m	200m
Section Times	1:04.40 [7] (0:07.57)	0:56.83 [1] (0:10.47)	0:46.36 [1] (0:10.55)	0:35.81 [1] (0:11.33)	0:24.48 [2] (0:11.80)	0:12.68 [5] (0:12.68)
Average Speed [km/h]	47.5	69.3	68.1	64.6	61.5	56.7
Top Speed [km/h]	66.1	70.1	69.2	66.0	62.8	60.3
Avg. Dist. to Rail [m]	8.3	1.9	0.5	2.0	4.4	4.9
Avg. Stride Freq. [Hz]	2.4	2.6	2.6	2.5	2.4	2.4
Avg. Stride Length [m]	5.5	6.7	6.5	6.2	7.0	6.7



- [] Ranking at each section and finish
- .-.- No data available at this section
- NA No data available



Horse/Jockey Name	Northumbria
Final Rank	8
Fastest Section Time (Section)	0:07.81 (Overall)
Top Speed [km/h] (Section)	70.9 (1000m)
Race State	Finished

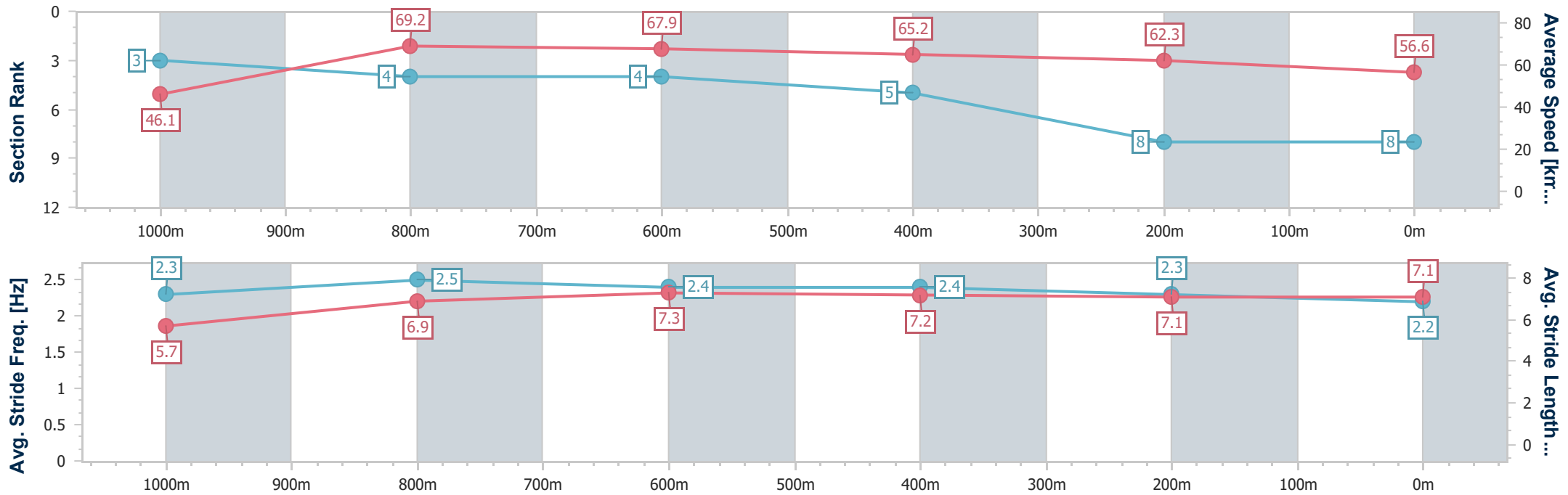


Mackay QLD Professional
 Race 4: BOOK FOR AMATEUR CUP SATURDAY 24TH MAY
 Class 3 Plate - 1100m
 10 March 2025 - 15:05



Track Rating: Soft 6, Weather: Overcast, Rail Position: True

Section	Overall	1000m	800m	600m	400m	200m
Section Times	1:04.61 [8] (0:07.81)	0:56.80 [3] (0:10.50)	0:46.30 [4] (0:10.72)	0:35.58 [4] (0:11.22)	0:24.36 [5] (0:11.64)	0:12.72 [8] (0:12.72)
Average Speed [km/h]	46.1	69.2	67.9	65.2	62.3	56.6
Top Speed [km/h]	64.8	70.9	68.8	66.7	63.5	60.6
Avg. Dist. to Rail [m]	4.3	2.8	2.6	2.4	4.6	7.0
Avg. Stride Freq. [Hz]	2.3	2.5	2.4	2.4	2.3	2.2
Avg. Stride Length [m]	5.7	6.9	7.3	7.2	7.1	7.1



- [] Ranking at each section and finish
- .-.- No data available at this section
- NA No data available



Mackay QLD Professional

Race 5: LADBROKES PUNTER ASSIST Class 2 Handicap - 1300m

10 March 2025 - 15:52



MACKAY TURF CLUB
Ooralea Racecourse

Track Rating: Soft 6, Weather: Overcast, Rail Position: True

Section				Overall	1200m	1000m	800m	600m	400m	Last 600m			
Field Times				1:16.52 (0:07.74)	1:08.78 (0:10.70)	0:58.08 (0:11.01)	0:47.07 (0:11.52)	0:35.55 (0:11.82)	0:23.73 (0:11.64)	0:00.00			
Rank	TAB	Horse/Jockey	Barrier	Top Speed [km/h]	Fastest Section							Distance Travelled [m]	
1	4	TURN BIRD Ashley Butler	5	66.7 1000m	0:07.85 Overall	1:16.52 [1] (0:07.85)	1:08.67 [3] (0:11.24)	0:57.43 [5] (0:11.07)	0:46.36 [5] (0:11.50)	0:34.86 [5] (0:11.59)	0:23.27 [4] (0:11.41)	0:34.86	
2	1	OUTBACK BANDIT Leah Martyn	9	68.3 1200m	0:07.93 Overall	1:16.57 [2] (0:07.93)	1:08.64 [4] (0:10.84)	0:57.80 [3] (0:10.93)	0:46.87 [3] (0:11.42)	0:35.45 [3] (0:11.82)	0:23.63 [3] (0:11.49)	0:35.45	+10
3	2	ANSWERING Sean Cormack	7	67.7 1200m	0:07.77 Overall	1:16.62 [3] (0:07.77)	1:08.85 [2] (0:10.79)	0:58.06 [2] (0:10.98)	0:47.08 [2] (0:11.49)	0:35.59 [2] (0:11.88)	0:23.71 [2] (0:11.52)	0:35.59	+6
4	3	ME TIME Tahlia Fenlon	2	Data was not able to be tracked for this horse		-:--:-	-:--:-	-:--:-	-:--:-	-:--:-	-:--:-	-:--:-	-:--:-
5	6	KOITAKI SUNDAY Gabrielle Semmens	8	69.1 1200m	0:07.74 Overall	1:16.94 [5] (0:07.74)	1:09.20 [1] (0:10.70)	0:58.50 [1] (0:11.01)	0:47.49 [1] (0:11.52)	0:35.97 [1] (0:11.82)	0:24.15 [1] (0:11.74)	0:35.97	+11
6	8	IMPERIUM McKenzie Apel	4	66.8 1200m	0:08.02 Overall	1:17.19 [6] (0:08.02)	1:09.17 [5] (0:11.05)	0:58.12 [4] (0:11.06)	0:47.06 [4] (0:11.40)	0:35.66 [4] (0:11.75)	0:23.91 [5] (0:11.65)	0:35.66	+3
7	9	DIVINE HUNTER Nikki Olzard	3	66.3 1000m	0:08.09 Overall	1:17.30 [7] (0:08.09)	1:09.21 [6] (0:11.12)	0:58.09 [6] (0:11.03)	0:47.06 [6] (0:11.44)	0:35.62 [6] (0:11.74)	0:23.88 [6] (0:11.58)	0:35.62	+1
8	7	LUMIERE Erin Molloy	1	66.9 1000m	0:08.43 Overall	1:17.83 [8] (0:08.43)	1:09.40 [7] (0:11.32)	0:58.08 [7] (0:10.92)	0:47.16 [7] (0:11.24)	0:35.92 [7] (0:11.79)	0:24.13 [7] (0:11.81)	0:35.92	+1
9	10	EYES ARE LION Adam Sewell	6	65.9 1200m	0:08.64 Overall	1:18.59 [9] (0:08.64)	1:09.95 [8] (0:11.52)	0:58.43 [8] (0:11.15)	0:47.28 [8] (0:11.28)	0:36.00 [8] (0:11.19)	0:24.81 [8] (0:11.89)	0:36.00	-4

Scratched: Age Of Aquarius (#5), Cantor (#11)

[] Ranking at each section and finish
 -:--:- No data available at this section
 NA No data available

SCN Saddle cloth number
 DNF Did not finish
 DNT Did not track



Mackay QLD Professional

Race 5: LADBROKES PUNTER ASSIST Class 2 Handicap - 1300m

10 March 2025 - 15:52



MACKAY TURF CLUB
Ooralea Racecourse

Track Rating: Soft 6, Weather: Overcast, Rail Position: True

Section				200m				Last 600m	
Field Times				0:12.09 (0:12.09)				0:00.00	
Rank	TAB	Horse/Jockey	Barrier	Top Speed [km/h]	Fastest Section	Margin	Margin		Distance Travelled [m]
1	4	TURN BIRD Ashley Butler	5	66.7 1000m	0:07.85 Overall	0:11.86 [4] (0:11.86)	1:16.52	0:34.86	
2	1	OUTBACK BANDIT Leah Martyn	9	68.3 1200m	0:07.93 Overall	0:12.14 [2] (0:12.14)	0.29L	0:35.45	+10
3	2	ANSWERING Sean Cormack	7	67.7 1200m	0:07.77 Overall	0:12.19 [1] (0:12.19)	0.56L	0:35.59	+6
4	3	ME TIME Tahlia Fenlon	2	Data was not able to be tracked for this horse		-:--:--	1.8L	-:--:--	-----
5	6	KOITAKI SUNDAY Gabrielle Semmens	8	69.1 1200m	0:07.74 Overall	0:12.41 [3] (0:12.41)	2.48L	0:35.97	+11
6	8	IMPERIUM McKenzie Apel	4	66.8 1200m	0:08.02 Overall	0:12.26 [5] (0:12.26)	3.93L	0:35.66	+3
7	9	DIVINE HUNTER Nikki Olzard	3	66.3 1000m	0:08.09 Overall	0:12.30 [6] (0:12.30)	4.58L	0:35.62	+1
8	7	LUMIERE Erin Molloy	1	66.9 1000m	0:08.43 Overall	0:12.32 [7] (0:12.32)	7.69L	0:35.92	+1
9	10	EYES ARE LION Adam Sewell	6	65.9 1200m	0:08.64 Overall	0:12.92 [8] (0:12.92)	12.2L	0:36.00	-4

Scratched: Age Of Aquarius (#5), Cantor (#11)

[] Ranking at each section and finish
 -:--:-- No data available at this section
 NA No data available

SCN Saddle cloth number
 DNF Did not finish
 DNT Did not track



Horse/Jockey Name	Turn Bird
Final Rank	1
Fastest Section Time (Section)	0:07.85 (Overall)
Top Speed [km/h] (Section)	66.7 (1000m)
Race State	Finished



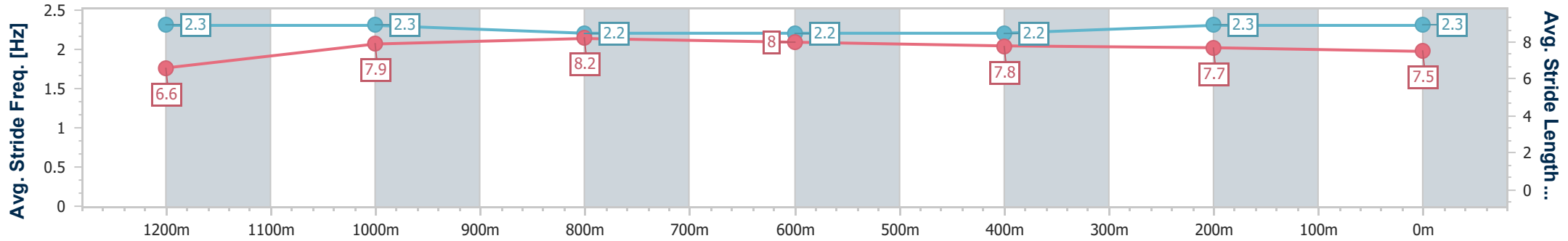
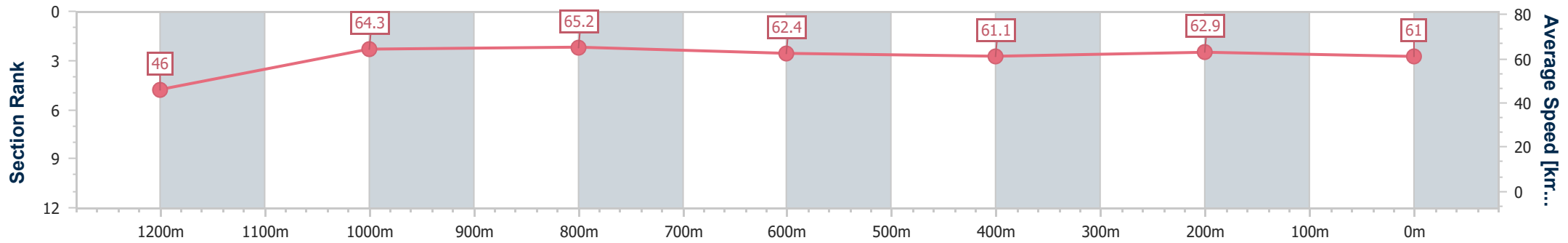
Mackay QLD Professional
Race 5: LADBROKES PUNTER ASSIST Class 2 Handicap - 1300m



10 March 2025 - 15:52

Track Rating: Soft 6, Weather: Overcast, Rail Position: True

Section	Overall	1200m	1000m	800m	600m	400m	200m
Section Times	1:16.52 [1] (0:07.85)	1:08.67 [3] (0:11.24)	0:57.43 [5] (0:11.07)	0:46.36 [5] (0:11.50)	0:34.86 [5] (0:11.59)	0:23.27 [4] (0:11.41)	0:11.86 [4] (0:11.86)
Average Speed [km/h]	46.0	64.3	65.2	62.4	61.1	62.9	61.0
Top Speed [km/h]	62.0	66.0	66.7	63.9	63.0	64.5	64.0
Avg. Dist. to Rail [m]	7.2	2.4	1.4	1.0	2.1	1.2	2.4
Avg. Stride Freq. [Hz]	2.3	2.3	2.2	2.2	2.2	2.3	2.3
Avg. Stride Length [m]	6.6	7.9	8.2	8.0	7.8	7.7	7.5



- [] Ranking at each section and finish
- .-.- No data available at this section
- NA No data available



Horse/Jockey Name	Outback Bandit
Final Rank	2
Fastest Section Time (Section)	0:07.93 (Overall)
Top Speed [km/h] (Section)	68.3 (1200m)
Race State	Finished



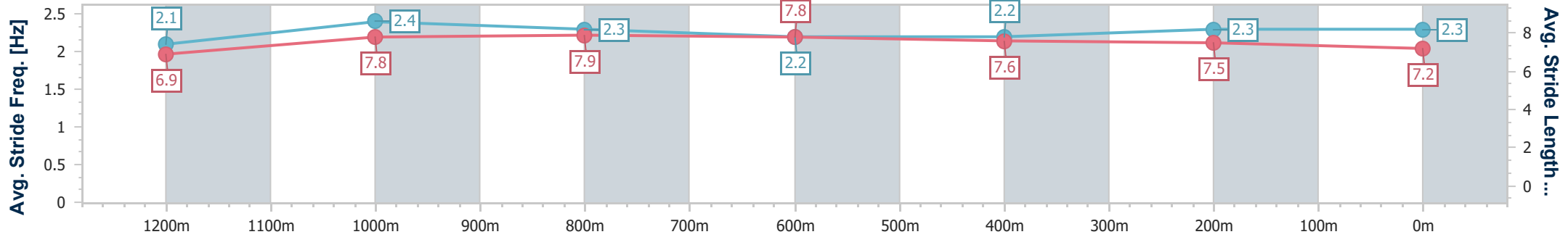
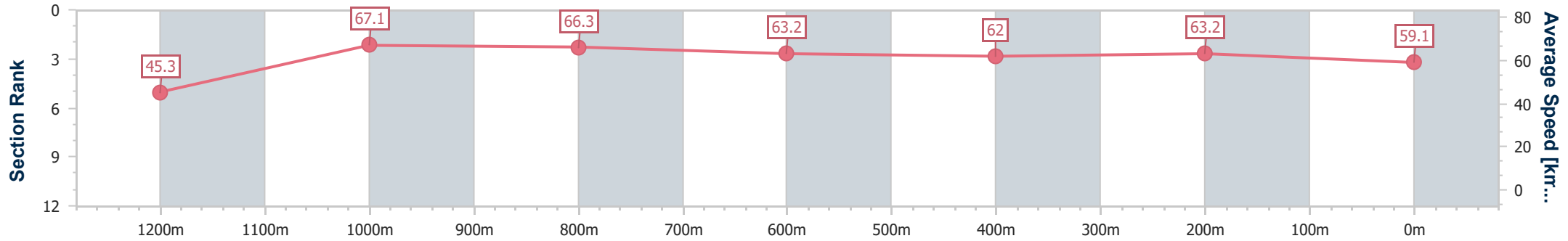
Mackay QLD Professional
Race 5: LADBROKES PUNTER ASSIST Class 2 Handicap - 1300m



10 March 2025 - 15:52

Track Rating: Soft 6, Weather: Overcast, Rail Position: True

Section	Overall	1200m	1000m	800m	600m	400m	200m
Section Times	1:16.57 [2] (0:07.93)	1:08.64 [4] (0:10.84)	0:57.80 [3] (0:10.93)	0:46.87 [3] (0:11.42)	0:35.45 [3] (0:11.82)	0:23.63 [3] (0:11.49)	0:12.14 [2] (0:12.14)
Average Speed [km/h]	45.3	67.1	66.3	63.2	62.0	63.2	59.1
Top Speed [km/h]	63.3	68.3	68.2	64.0	63.0	63.9	63.1
Avg. Dist. to Rail [m]	10.8	5.8	2.8	1.3	2.0	5.5	7.6
Avg. Stride Freq. [Hz]	2.1	2.4	2.3	2.2	2.2	2.3	2.3
Avg. Stride Length [m]	6.9	7.8	7.9	7.8	7.6	7.5	7.2



- [] Ranking at each section and finish
- .-.- No data available at this section
- NA No data available



Horse/Jockey Name	Answering
Final Rank	3
Fastest Section Time (Section)	0:07.77 (Overall)
Top Speed [km/h] (Section)	67.7 (1200m)
Race State	Finished



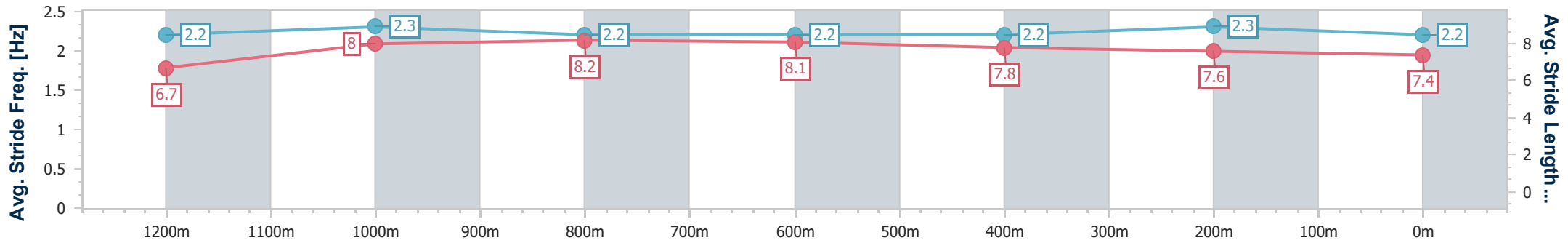
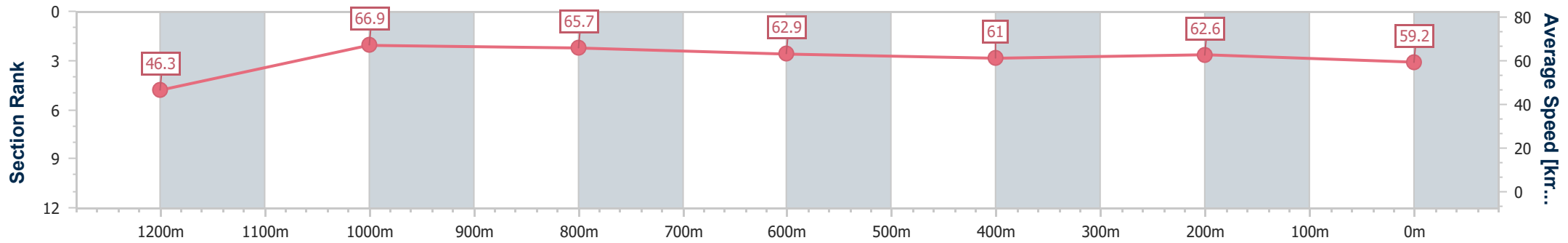
Mackay QLD Professional
Race 5: LADBROKES PUNTER ASSIST Class 2 Handicap - 1300m



10 March 2025 - 15:52

Track Rating: Soft 6, Weather: Overcast, Rail Position: True

Section	Overall	1200m	1000m	800m	600m	400m	200m
Section Times	1:16.62 [3] (0:07.77)	1:08.85 [2] (0:10.79)	0:58.06 [2] (0:10.98)	0:47.08 [2] (0:11.49)	0:35.59 [2] (0:11.88)	0:23.71 [2] (0:11.52)	0:12.19 [1] (0:12.19)
Average Speed [km/h]	46.3	66.9	65.7	62.9	61.0	62.6	59.2
Top Speed [km/h]	65.0	67.7	67.5	64.0	61.8	63.8	62.5
Avg. Dist. to Rail [m]	7.8	2.2	0.9	0.6	1.1	2.5	4.0
Avg. Stride Freq. [Hz]	2.2	2.3	2.2	2.2	2.2	2.3	2.2
Avg. Stride Length [m]	6.7	8.0	8.2	8.1	7.8	7.6	7.4



- [] Ranking at each section and finish
- .-.- No data available at this section
- NA No data available



Horse/Jockey Name	Koitaki Sunday
Final Rank	5
Fastest Section Time (Section)	0:07.74 (Overall)
Top Speed [km/h] (Section)	69.1 (1200m)
Race State	Finished



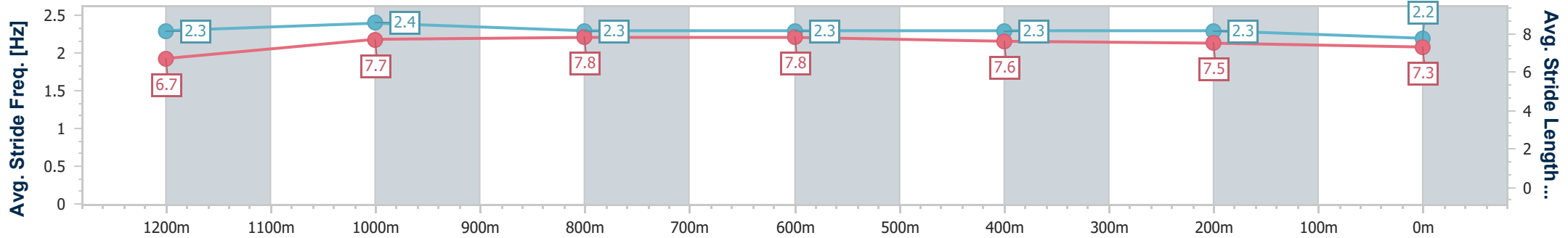
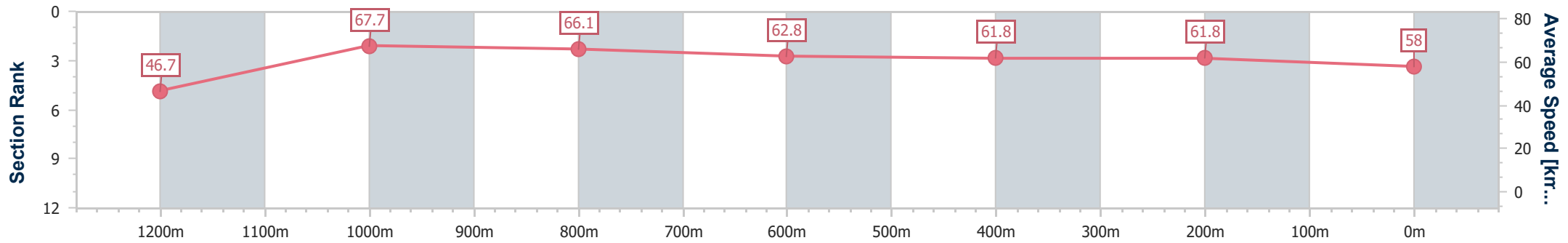
Mackay QLD Professional
Race 5: LADBROKES PUNTER ASSIST Class 2 Handicap - 1300m



10 March 2025 - 15:52

Track Rating: Soft 6, Weather: Overcast, Rail Position: True

Section	Overall	1200m	1000m	800m	600m	400m	200m
Section Times	1:16.94 [5] (0:07.74)	1:09.20 [1] (0:10.70)	0:58.50 [1] (0:11.01)	0:47.49 [1] (0:11.52)	0:35.97 [1] (0:11.82)	0:24.15 [1] (0:11.74)	0:12.41 [3] (0:12.41)
Average Speed [km/h]	46.7	67.7	66.1	62.8	61.8	61.8	58.0
Top Speed [km/h]	64.6	69.1	68.8	63.9	62.0	62.8	61.0
Avg. Dist. to Rail [m]	10.4	4.2	2.8	2.5	1.6	4.0	6.3
Avg. Stride Freq. [Hz]	2.3	2.4	2.3	2.3	2.3	2.3	2.2
Avg. Stride Length [m]	6.7	7.7	7.8	7.8	7.6	7.5	7.3



- [] Ranking at each section and finish
- .-.- No data available at this section
- NA No data available



Horse/Jockey Name	Imperium
Final Rank	6
Fastest Section Time (Section)	0:08.02 (Overall)
Top Speed [km/h] (Section)	66.8 (1200m)
Race State	Finished



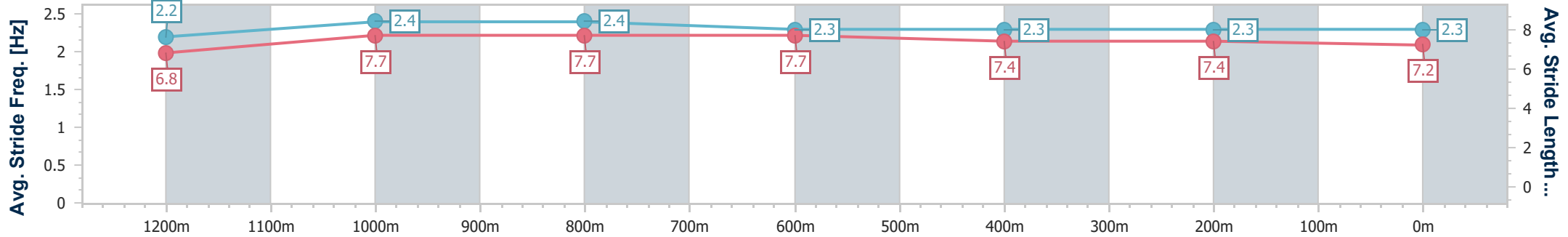
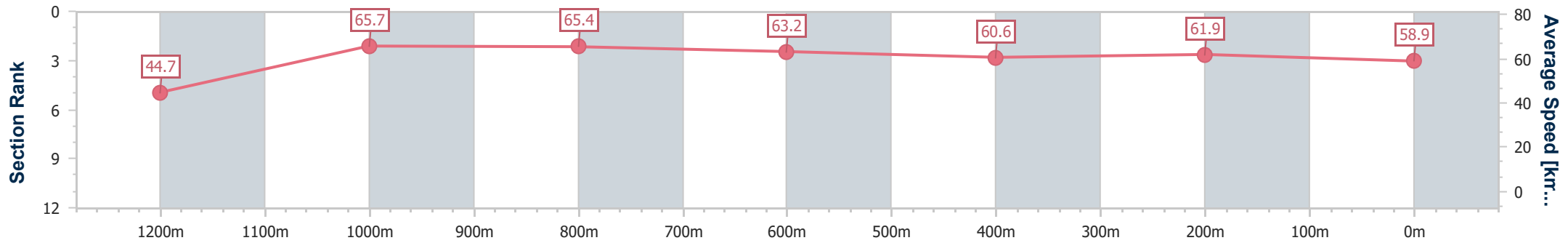
Mackay QLD Professional
Race 5: LADBROKES PUNTER ASSIST Class 2 Handicap - 1300m



10 March 2025 - 15:52

Track Rating: Soft 6, Weather: Overcast, Rail Position: True

Section	Overall	1200m	1000m	800m	600m	400m	200m
Section Times	1:17.19 [6] (0:08.02)	1:09.17 [5] (0:11.05)	0:58.12 [4] (0:11.06)	0:47.06 [4] (0:11.40)	0:35.66 [4] (0:11.75)	0:23.91 [5] (0:11.65)	0:12.26 [5] (0:12.26)
Average Speed [km/h]	44.7	65.7	65.4	63.2	60.6	61.9	58.9
Top Speed [km/h]	61.3	66.8	66.6	64.5	62.0	63.4	61.2
Avg. Dist. to Rail [m]	6.7	3.8	2.4	0.7	1.2	3.2	6.5
Avg. Stride Freq. [Hz]	2.2	2.4	2.4	2.3	2.3	2.3	2.3
Avg. Stride Length [m]	6.8	7.7	7.7	7.7	7.4	7.4	7.2



- [] Ranking at each section and finish
- .-.- No data available at this section
- NA No data available



Horse/Jockey Name	Divine Hunter
Final Rank	7
Fastest Section Time (Section)	0:08.09 (Overall)
Top Speed [km/h] (Section)	66.3 (1000m)
Race State	Finished



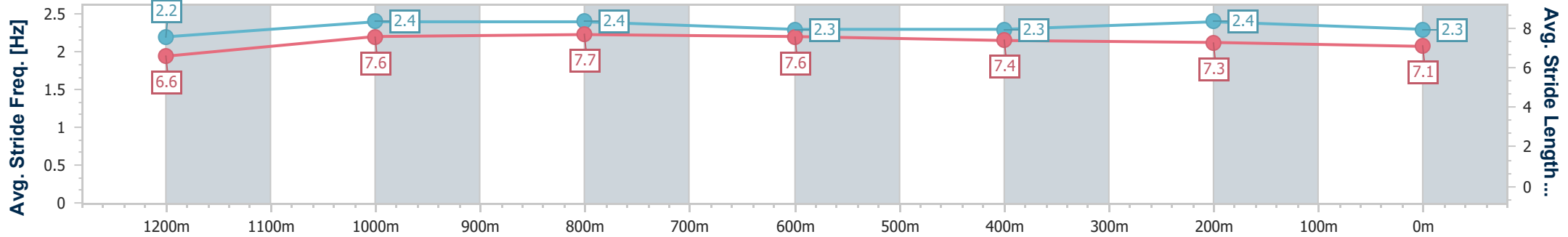
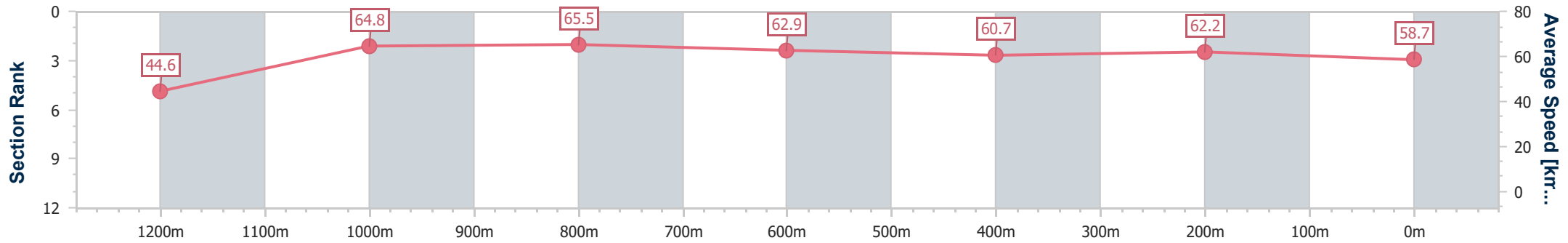
Mackay QLD Professional
Race 5: LADBROKES PUNTER ASSIST Class 2 Handicap - 1300m

10 March 2025 - 15:52

Track Rating: Soft 6, Weather: Overcast, Rail Position: True



Section	Overall	1200m	1000m	800m	600m	400m	200m
Section Times	1:17.30 [7] (0:08.09)	1:09.21 [6] (0:11.12)	0:58.09 [6] (0:11.03)	0:47.06 [6] (0:11.44)	0:35.62 [6] (0:11.74)	0:23.88 [6] (0:11.58)	0:12.30 [6] (0:12.30)
Average Speed [km/h]	44.6	64.8	65.5	62.9	60.7	62.2	58.7
Top Speed [km/h]	61.3	66.0	66.3	64.3	61.8	63.5	62.9
Avg. Dist. to Rail [m]	3.8	1.0	0.6	0.6	1.0	0.8	3.2
Avg. Stride Freq. [Hz]	2.2	2.4	2.4	2.3	2.3	2.4	2.3
Avg. Stride Length [m]	6.6	7.6	7.7	7.6	7.4	7.3	7.1



- [] Ranking at each section and finish
- .-.- No data available at this section
- NA No data available



Horse/Jockey Name	Lumiere
Final Rank	8
Fastest Section Time (Section)	0:08.43 (Overall)
Top Speed [km/h] (Section)	66.9 (1000m)
Race State	Finished



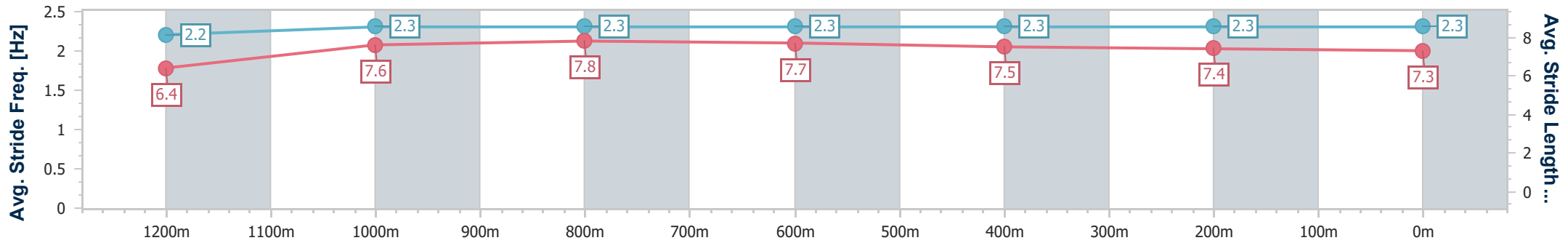
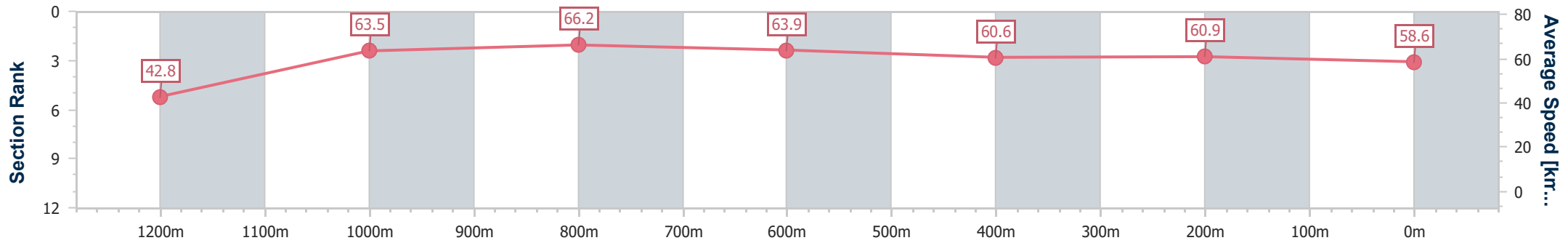
Mackay QLD Professional
Race 5: LADBROKES PUNTER ASSIST Class 2 Handicap - 1300m



10 March 2025 - 15:52

Track Rating: Soft 6, Weather: Overcast, Rail Position: True

Section	Overall	1200m	1000m	800m	600m	400m	200m
Section Times	1:17.83 [8] (0:08.43)	1:09.40 [7] (0:11.32)	0:58.08 [7] (0:10.92)	0:47.16 [7] (0:11.24)	0:35.92 [7] (0:11.79)	0:24.13 [7] (0:11.81)	0:12.32 [7] (0:12.32)
Average Speed [km/h]	42.8	63.5	66.2	63.9	60.6	60.9	58.6
Top Speed [km/h]	59.9	66.3	66.9	65.6	62.0	61.9	60.3
Avg. Dist. to Rail [m]	2.7	1.1	0.6	0.5	0.8	1.2	1.7
Avg. Stride Freq. [Hz]	2.2	2.3	2.3	2.3	2.3	2.3	2.3
Avg. Stride Length [m]	6.4	7.6	7.8	7.7	7.5	7.4	7.3



- [] Ranking at each section and finish
- .-.- No data available at this section
- NA No data available



Horse/Jockey Name	Eyes Are Lion
Final Rank	9
Fastest Section Time (Section)	0:08.64 (Overall)
Top Speed [km/h] (Section)	65.9 (1200m)
Race State	Finished



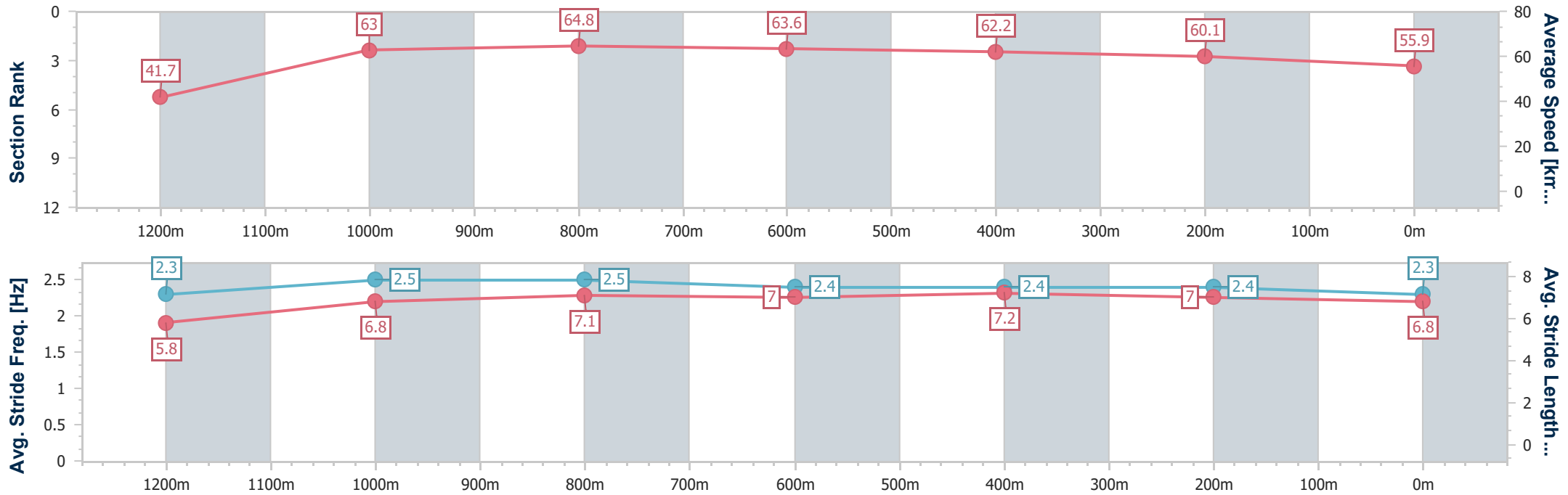
Mackay QLD Professional
Race 5: LADBROKES PUNTER ASSIST Class 2 Handicap - 1300m



10 March 2025 - 15:52

Track Rating: Soft 6, Weather: Overcast, Rail Position: True

Section	Overall	1200m	1000m	800m	600m	400m	200m
Section Times	1:18.59 [9] (0:08.64)	1:09.95 [8] (0:11.52)	0:58.43 [8] (0:11.15)	0:47.28 [8] (0:11.28)	0:36.00 [8] (0:11.19)	0:24.81 [8] (0:11.89)	0:12.92 [8] (0:12.92)
Average Speed [km/h]	41.7	63.0	64.8	63.6	62.2	60.1	55.9
Top Speed [km/h]	60.4	65.9	65.6	64.6	63.6	61.6	59.3
Avg. Dist. to Rail [m]	7.3	3.2	1.8	1.0	4.1	1.8	3.5
Avg. Stride Freq. [Hz]	2.3	2.5	2.5	2.4	2.4	2.4	2.3
Avg. Stride Length [m]	5.8	6.8	7.1	7.0	7.2	7.0	6.8



- [] Ranking at each section and finish
- .-.- No data available at this section
- NA No data available



Horse/Jockey Name	Me Time
Final Rank	4
Fastest Section Time (Section)	--:--
Top Speed [km/h] (Section)	--
Race State	DidNotTrack



Mackay QLD Professional
 Race 5: LADBROKES PUNTER ASSIST Class 2 Handicap -
 1300m

10 March 2025 - 15:52

Track Rating: Soft 6, Weather: Overcast, Rail Position: True



Section	Overall	1200m	1000m	800m	600m	400m	200m						
Section Times	--:--	--:--	--:--	--:--	--:--	--:--	--:--						
Average Speed [km/h]	--	--	--	--	--	--	--						
Top Speed [km/h]	--	--	--	--	--	--	--						
Avg. Dist. to Rail [m]	--	--	--	--	--	--	--						
Avg. Stride Freq. [Hz]	--	--	--	--	--	--	--						
Avg. Stride Length [m]	--	--	--	--	--	--	--						

- [] Ranking at each section and finish
- :-- No data available at this section
- NA No data available



Mackay QLD Professional

Race 6: RACING AGAIN TUESDAY 18TH MARCH OPEN Handicap - 1300m

10 March 2025 - 16:30



Track Rating: Soft 6, Weather: Overcast, Rail Position: True

Section		Overall	1200m	1000m	800m	600m	400m	Last 600m				
Field Times		1:16.20 (0:07.76)	1:08.44 (0:11.12)	0:57.32 (0:11.01)	0:46.31 (0:11.23)	0:35.08 (0:11.51)	0:23.57 (0:11.51)	0:35.08				
Rank	TAB Horse/Jockey	Barrier	Top Speed [km/h]	Fastest Section								Distance Travelled [m]
1	2 ACROPHOBIC McKenzie Apel	6	67.1 1000m	0:07.76 Overall	1:16.20 [1] (0:07.76)	1:08.44 [1] (0:11.12)	0:57.32 [1] (0:11.01)	0:46.31 [1] (0:11.23)	0:35.08 [1] (0:11.51)	0:23.57 [1] (0:11.51)	0:35.08	
2	3 REAL KEY Warwick Satherley	7	67.3 1200m	0:08.28 Overall	1:16.42 [2] (0:08.28)	1:08.14 [7] (0:11.01)	0:57.13 [5] (0:11.11)	0:46.02 [5] (0:11.27)	0:34.75 [5] (0:11.41)	0:23.34 [5] (0:11.32)	0:34.75	+1
3	1 NORTHERN PRIDE Ashley Butler	8	68.3 1000m	0:08.08 Overall	1:16.45 [3] (0:08.08)	1:08.37 [5] (0:11.05)	0:57.32 [4] (0:10.82)	0:46.50 [2] (0:11.29)	0:35.21 [2] (0:11.45)	0:23.76 [2] (0:11.50)	0:35.21	+2
4	4 MISTER LARRABEE Erin Molloy	2	68.3 1200m	0:08.73 Overall	1:16.64 [4] (0:08.73)	1:07.91 [8] (0:10.90)	0:57.01 [8] (0:10.98)	0:46.03 [7] (0:11.32)	0:34.71 [7] (0:11.37)	0:23.34 [7] (0:11.29)	0:34.71	+7
5	6 BRASCO Adam Sewell	4	65.8 1200m	0:08.21 Overall	1:16.67 [5] (0:08.21)	1:08.46 [6] (0:11.34)	0:57.12 [7] (0:11.33)	0:45.79 [8] (0:11.21)	0:34.58 [8] (0:11.25)	0:23.33 [8] (0:11.37)	0:34.58	-2
6	5 BRAD Nikki Olzard	5	66.8 1000m	0:07.88 Overall	1:16.85 [6] (0:07.88)	1:08.97 [3] (0:11.15)	0:57.82 [2] (0:10.96)	0:46.86 [3] (0:11.43)	0:35.43 [3] (0:11.32)	0:24.11 [3] (0:11.57)	0:35.43	-1
7	8 ANDY Tahlia Fenlon	3	66.2 1000m	0:07.84 Overall	1:16.86 [7] (0:07.84)	1:09.02 [2] (0:11.25)	0:57.77 [3] (0:11.11)	0:46.66 [4] (0:11.40)	0:35.26 [4] (0:11.34)	0:23.92 [4] (0:11.59)	0:35.26	-5
8	7 SRINI Sean Cormack	1	65.6 1200m	0:08.00 Overall	1:17.14 [8] (0:08.00)	1:09.14 [4] (0:11.32)	0:57.82 [6] (0:11.14)	0:46.68 [6] (0:11.26)	0:35.42 [6] (0:11.53)	0:23.89 [6] (0:11.57)	0:35.42	-1

Scratched: Aidenabet (#9), Motamayiz (#10), Sensationabull (#11)

[] Ranking at each section and finish
 -:-:- No data available at this section
 NA No data available

SCN Saddle cloth number
 DNF Did not finish
 DNT Did not track



Mackay QLD Professional
Race 6: RACING AGAIN TUESDAY 18TH MARCH OPEN Handicap -
1300m
10 March 2025 - 16:30



Track Rating: Soft 6, Weather: Overcast, Rail Position: True

Section				200m				Last 600m	
Field Times				0:12.06 (0:12.06)				0:35.08	
Rank	TAB	Horse/Jockey	Barrier	Top Speed [km/h]	Fastest Section	Margin			Distance Travelled [m]
1	2	ACROPHOBIC	6	67.1	0:07.76	0:12.06 [1]	1:16.20		0:35.08
		McKenzie Apel		1000m	Overall	(0:12.06)			
2	3	REAL KEY	7	67.3	0:08.28	0:12.02 [4]	1.29L		0:34.75 +1
		Warwick Satherley		1200m	Overall	(0:12.02)			
3	1	NORTHERN PRIDE	8	68.3	0:08.08	0:12.26 [2]	1.49L		0:35.21 +2
		Ashley Butler		1000m	Overall	(0:12.26)			
4	4	MISTER LARRABEE	2	68.3	0:08.73	0:12.05 [6]	2.59L		0:34.71 +7
		Erin Molloy		1200m	Overall	(0:12.05)			
5	6	BRASCO	4	65.8	0:08.21	0:11.96 [7]	2.74L		0:34.58 -2
		Adam Sewell		1200m	Overall	(0:11.96)			
6	5	BRAD	5	66.8	0:07.88	0:12.54 [3]	3.81L		0:35.43 -1
		Nikki Olzard		1000m	Overall	(0:12.54)			
7	8	ANDY	3	66.2	0:07.84	0:12.33 [5]	3.86L		0:35.26 -5
		Tahlia Fenlon		1000m	Overall	(0:12.33)			
8	7	SRINI	1	65.6	0:08.00	0:12.32 [8]	5.5L		0:35.42 -1
		Sean Cormack		1200m	Overall	(0:12.32)			

Scratched: Aidenabet (#9), Motamayiz (#10), Sensationabull (#11)

[] Ranking at each section and finish
 -:-:- No data available at this section
 NA No data available

SCN Saddle cloth number
 DNF Did not finish
 DNT Did not track



Horse/Jockey Name	Acrophobic
Final Rank	1
Fastest Section Time (Section)	0:07.76 (Overall)
Top Speed [km/h] (Section)	67.1 (1000m)
Race State	Finished

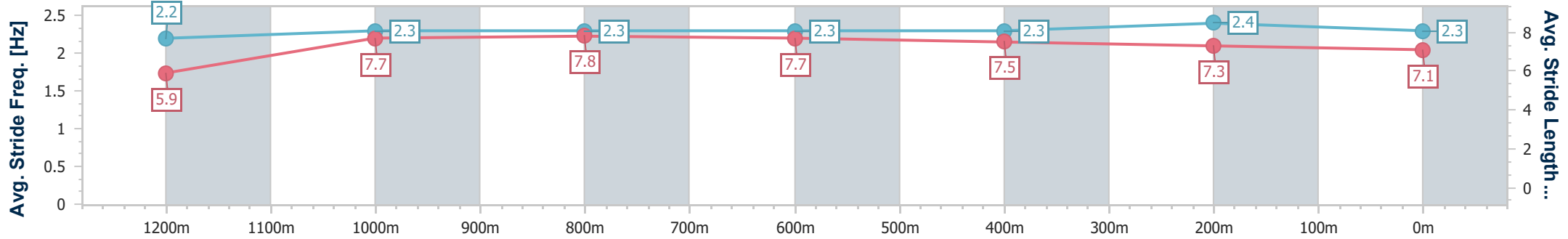
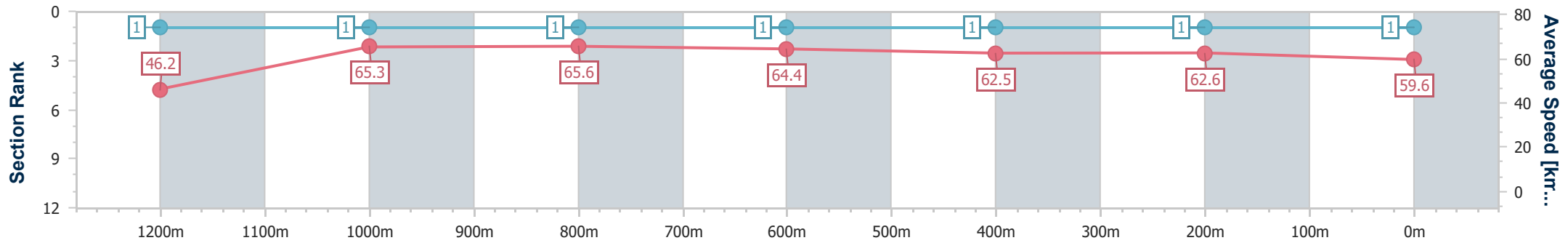


Mackay QLD Professional
 Race 6: RACING AGAIN TUESDAY 18TH MARCH OPEN
 Handicap - 1300m
 10 March 2025 - 16:30



Track Rating: Soft 6, Weather: Overcast, Rail Position: True

Section	Overall	1200m	1000m	800m	600m	400m	200m
Section Times	1:16.20 [1] (0:07.76)	1:08.44 [1] (0:11.12)	0:57.32 [1] (0:11.01)	0:46.31 [1] (0:11.23)	0:35.08 [1] (0:11.51)	0:23.57 [1] (0:11.51)	0:12.06 [1] (0:12.06)
Average Speed [km/h]	46.2	65.3	65.6	64.4	62.5	62.6	59.6
Top Speed [km/h]	63.0	66.3	67.1	65.8	63.5	65.0	62.0
Avg. Dist. to Rail [m]	8.6	3.4	1.2	1.1	0.4	1.0	1.3
Avg. Stride Freq. [Hz]	2.2	2.3	2.3	2.3	2.3	2.4	2.3
Avg. Stride Length [m]	5.9	7.7	7.8	7.7	7.5	7.3	7.1



- [] Ranking at each section and finish
- .-.-.- No data available at this section
- NA No data available



Horse/Jockey Name	Real Key
Final Rank	2
Fastest Section Time (Section)	0:08.28 (Overall)
Top Speed [km/h] (Section)	67.3 (1200m)
Race State	Finished

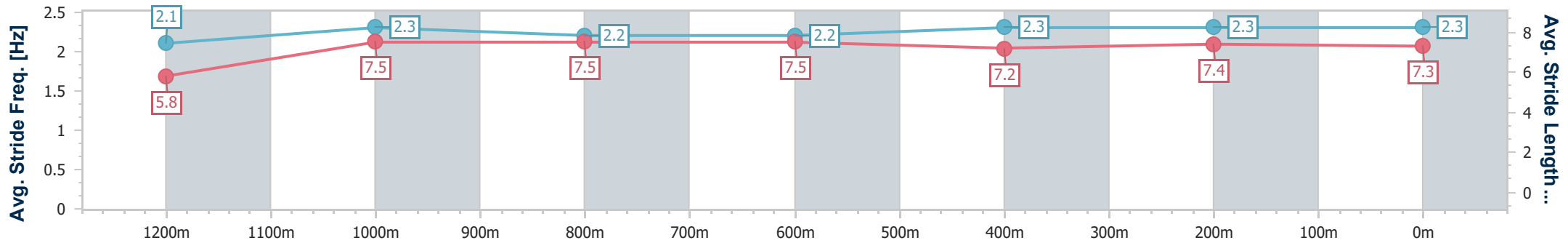
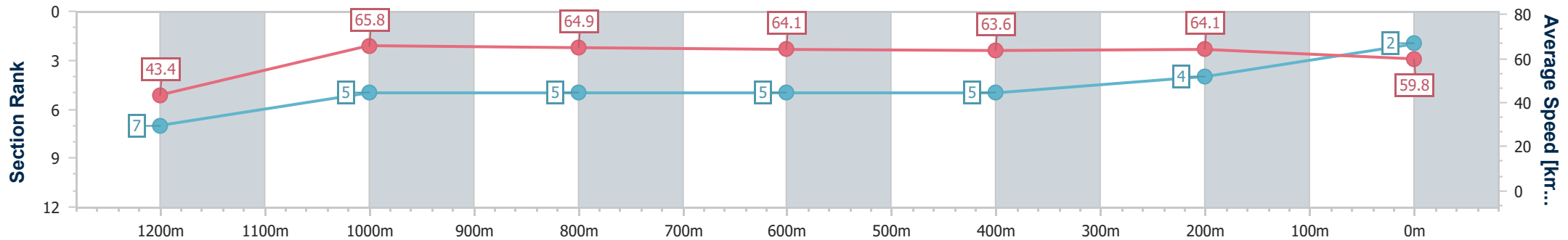


Mackay QLD Professional
 Race 6: RACING AGAIN TUESDAY 18TH MARCH OPEN
 Handicap - 1300m
 10 March 2025 - 16:30



Track Rating: Soft 6, Weather: Overcast, Rail Position: True

Section	Overall	1200m	1000m	800m	600m	400m	200m
Section Times	1:16.42 [2] (0:08.28)	1:08.14 [7] (0:11.01)	0:57.13 [5] (0:11.11)	0:46.02 [5] (0:11.27)	0:34.75 [5] (0:11.41)	0:23.34 [5] (0:11.32)	0:12.02 [4] (0:12.02)
Average Speed [km/h]	43.4	65.8	64.9	64.1	63.6	64.1	59.8
Top Speed [km/h]	61.8	67.3	66.2	64.7	64.2	64.4	62.8
Avg. Dist. to Rail [m]	8.3	1.5	1.1	1.1	1.1	3.9	4.7
Avg. Stride Freq. [Hz]	2.1	2.3	2.2	2.2	2.3	2.3	2.3
Avg. Stride Length [m]	5.8	7.5	7.5	7.5	7.2	7.4	7.3



- [] Ranking at each section and finish
- .-.- No data available at this section
- NA No data available



Horse/Jockey Name	Northern Pride
Final Rank	3
Fastest Section Time (Section)	0:08.08 (Overall)
Top Speed [km/h] (Section)	68.3 (1000m)
Race State	Finished

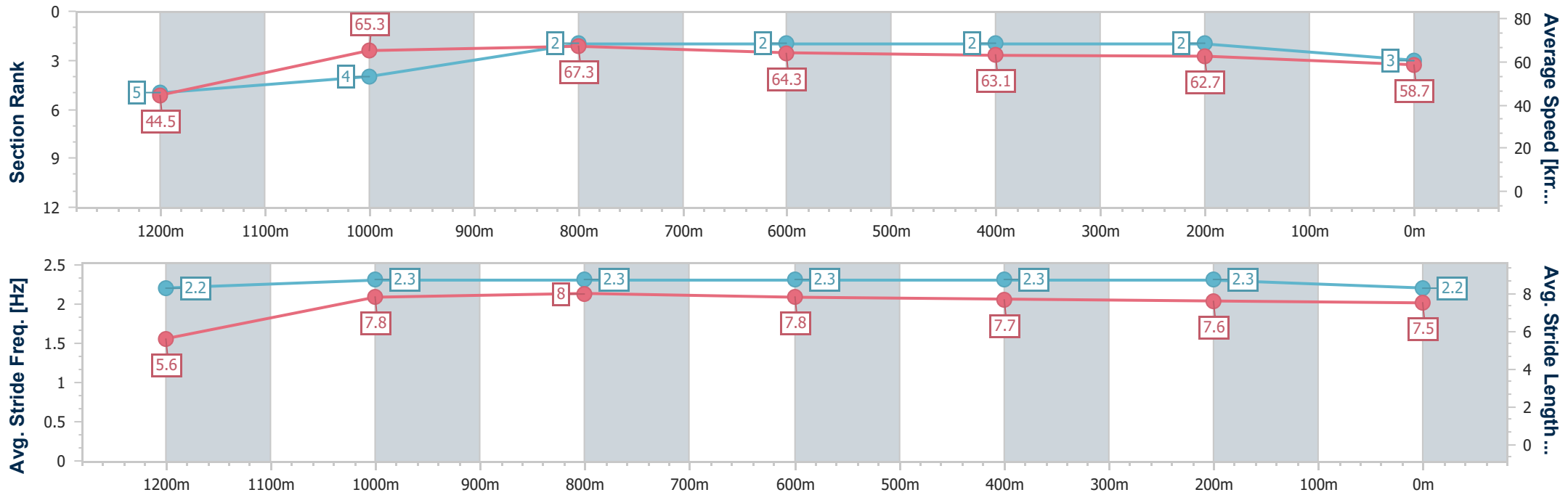


Mackay QLD Professional
 Race 6: RACING AGAIN TUESDAY 18TH MARCH OPEN
 Handicap - 1300m
 10 March 2025 - 16:30



Track Rating: Soft 6, Weather: Overcast, Rail Position: True

Section	Overall	1200m	1000m	800m	600m	400m	200m
Section Times	1:16.45 [3] (0:08.08)	1:08.37 [5] (0:11.05)	0:57.32 [4] (0:10.82)	0:46.50 [2] (0:11.29)	0:35.21 [2] (0:11.45)	0:23.76 [2] (0:11.50)	0:12.26 [2] (0:12.26)
Average Speed [km/h]	44.5	65.3	67.3	64.3	63.1	62.7	58.7
Top Speed [km/h]	60.1	67.2	68.3	66.2	64.0	63.7	62.4
Avg. Dist. to Rail [m]	9.5	3.4	2.8	2.9	0.6	1.2	1.4
Avg. Stride Freq. [Hz]	2.2	2.3	2.3	2.3	2.3	2.3	2.2
Avg. Stride Length [m]	5.6	7.8	8.0	7.8	7.7	7.6	7.5



- [] Ranking at each section and finish
- .-.- No data available at this section
- NA No data available



Horse/Jockey Name	Mister Larrabee
Final Rank	4
Fastest Section Time (Section)	0:08.73 (Overall)
Top Speed [km/h] (Section)	68.3 (1200m)
Race State	Finished

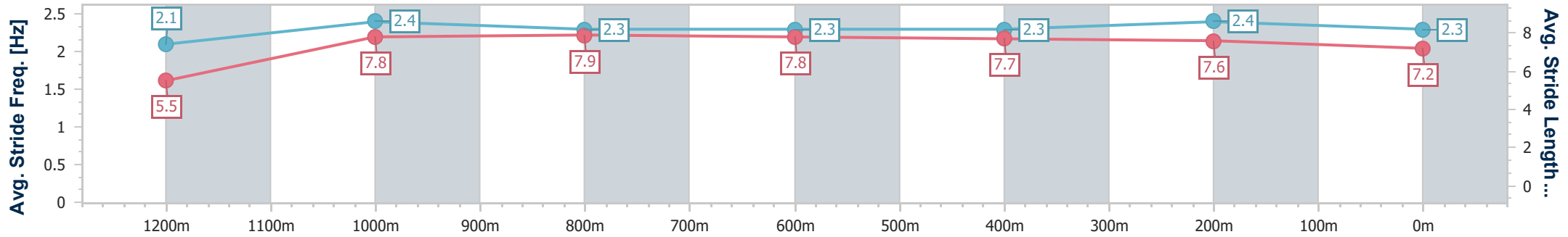
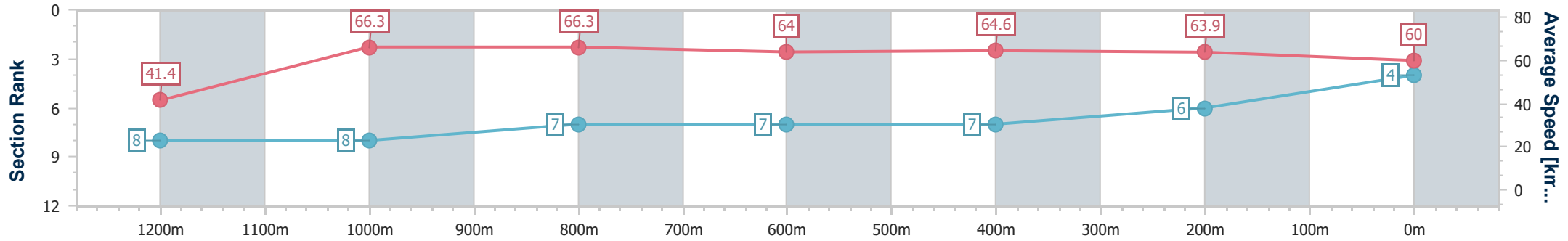


Mackay QLD Professional
 Race 6: RACING AGAIN TUESDAY 18TH MARCH OPEN
 Handicap - 1300m
 10 March 2025 - 16:30



Track Rating: Soft 6, Weather: Overcast, Rail Position: True

Section	Overall	1200m	1000m	800m	600m	400m	200m
Section Times	1:16.64 [4] (0:08.73)	1:07.91 [8] (0:10.90)	0:57.01 [8] (0:10.98)	0:46.03 [7] (0:11.32)	0:34.71 [7] (0:11.37)	0:23.34 [7] (0:11.29)	0:12.05 [6] (0:12.05)
Average Speed [km/h]	41.4	66.3	66.3	64.0	64.6	63.9	60.0
Top Speed [km/h]	62.0	68.3	67.8	65.3	65.3	65.0	63.6
Avg. Dist. to Rail [m]	5.0	2.5	3.0	3.0	2.3	4.3	6.2
Avg. Stride Freq. [Hz]	2.1	2.4	2.3	2.3	2.3	2.4	2.3
Avg. Stride Length [m]	5.5	7.8	7.9	7.8	7.7	7.6	7.2



- [] Ranking at each section and finish
- .-.- No data available at this section
- NA No data available



Horse/Jockey Name	Brasco
Final Rank	5
Fastest Section Time (Section)	0:08.21 (Overall)
Top Speed [km/h] (Section)	65.8 (1200m)
Race State	Finished

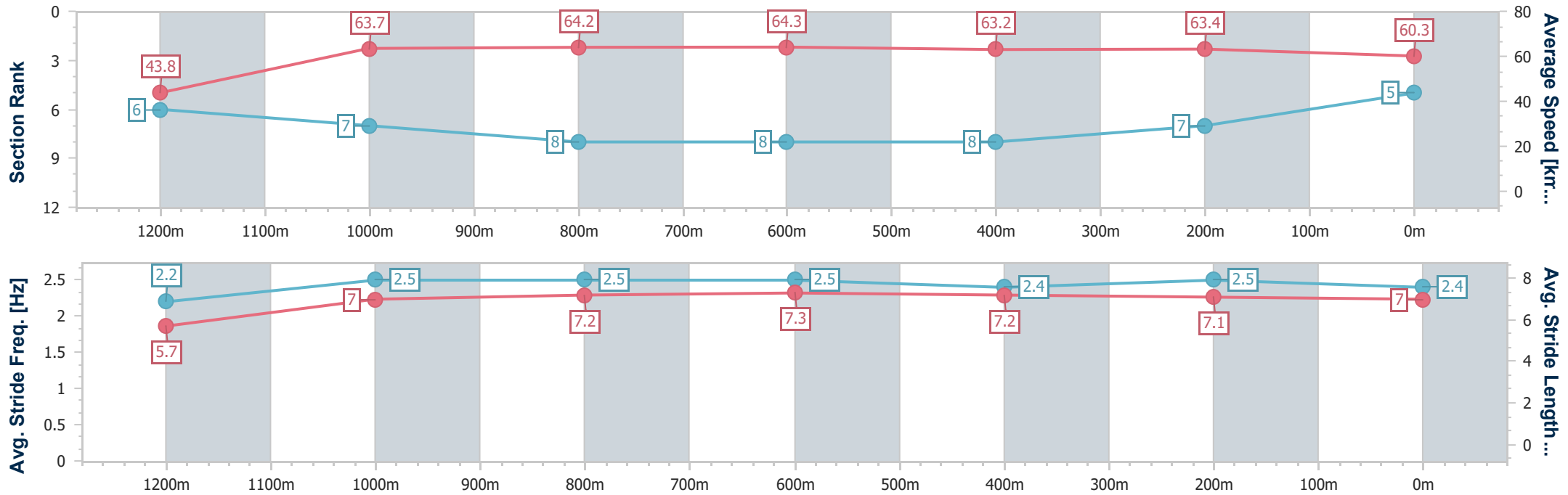


Mackay QLD Professional
 Race 6: RACING AGAIN TUESDAY 18TH MARCH OPEN
 Handicap - 1300m
 10 March 2025 - 16:30



Track Rating: Soft 6, Weather: Overcast, Rail Position: True

Section	Overall	1200m	1000m	800m	600m	400m	200m
Section Times	1:16.67 [5] (0:08.21)	1:08.46 [6] (0:11.34)	0:57.12 [7] (0:11.33)	0:45.79 [8] (0:11.21)	0:34.58 [8] (0:11.25)	0:23.33 [8] (0:11.37)	0:11.96 [7] (0:11.96)
Average Speed [km/h]	43.8	63.7	64.2	64.3	63.2	63.4	60.3
Top Speed [km/h]	60.2	65.8	64.8	65.4	65.3	64.2	63.7
Avg. Dist. to Rail [m]	6.1	2.7	3.3	1.3	1.3	3.2	7.0
Avg. Stride Freq. [Hz]	2.2	2.5	2.5	2.5	2.4	2.5	2.4
Avg. Stride Length [m]	5.7	7.0	7.2	7.3	7.2	7.1	7.0



- [] Ranking at each section and finish
- .-.- No data available at this section
- NA No data available



Horse/Jockey Name	Brad
Final Rank	6
Fastest Section Time (Section)	0:07.88 (Overall)
Top Speed [km/h] (Section)	66.8 (1000m)
Race State	Finished

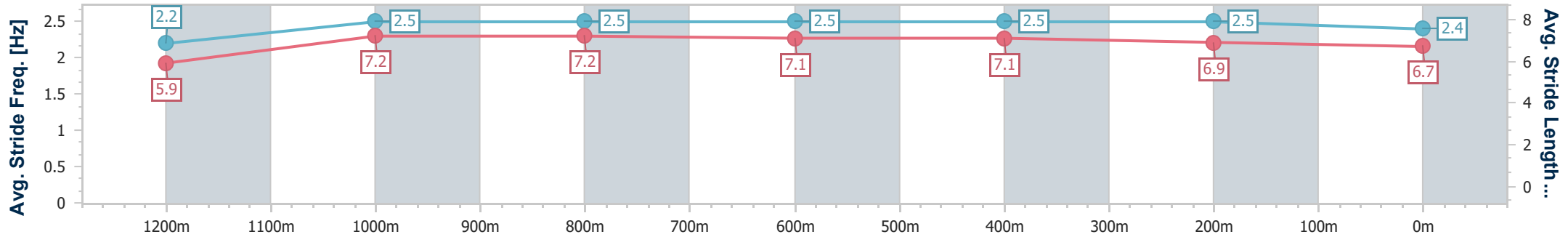
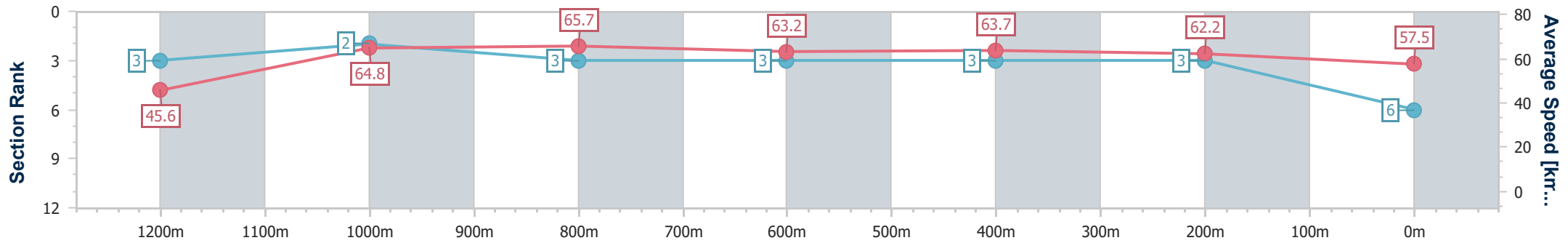


Mackay QLD Professional
 Race 6: RACING AGAIN TUESDAY 18TH MARCH OPEN
 Handicap - 1300m
 10 March 2025 - 16:30



Track Rating: Soft 6, Weather: Overcast, Rail Position: True

Section	Overall	1200m	1000m	800m	600m	400m	200m
Section Times	1:16.85 [6] (0:07.88)	1:08.97 [3] (0:11.15)	0:57.82 [2] (0:10.96)	0:46.86 [3] (0:11.43)	0:35.43 [3] (0:11.32)	0:24.11 [3] (0:11.57)	0:12.54 [3] (0:12.54)
Average Speed [km/h]	45.6	64.8	65.7	63.2	63.7	62.2	57.5
Top Speed [km/h]	62.1	65.3	66.8	65.0	64.1	64.0	60.4
Avg. Dist. to Rail [m]	5.6	1.1	0.7	1.6	0.4	2.2	3.2
Avg. Stride Freq. [Hz]	2.2	2.5	2.5	2.5	2.5	2.5	2.4
Avg. Stride Length [m]	5.9	7.2	7.2	7.1	7.1	6.9	6.7



- [] Ranking at each section and finish
- .-.- No data available at this section
- NA No data available



Horse/Jockey Name	Andy
Final Rank	7
Fastest Section Time (Section)	0:07.84 (Overall)
Top Speed [km/h] (Section)	66.2 (1000m)
Race State	Finished

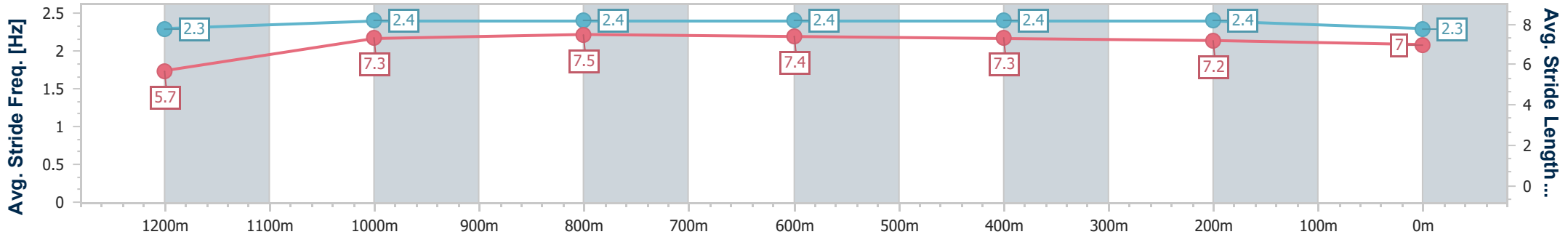
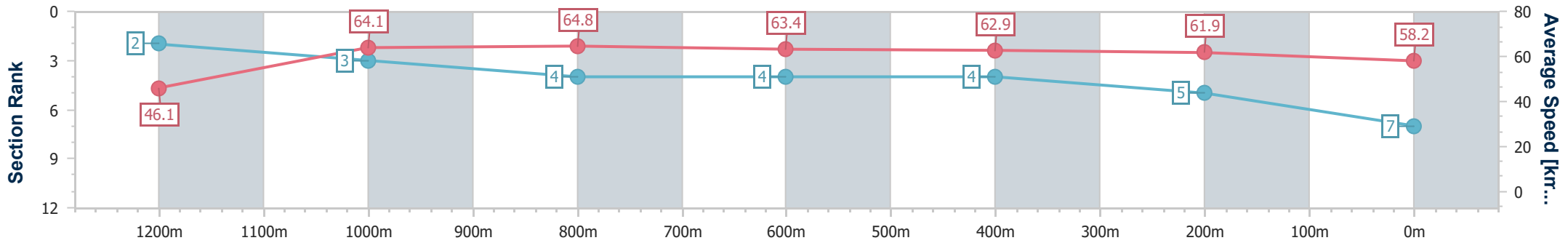


Mackay QLD Professional
 Race 6: RACING AGAIN TUESDAY 18TH MARCH OPEN
 Handicap - 1300m
 10 March 2025 - 16:30



Track Rating: Soft 6, Weather: Overcast, Rail Position: True

Section	Overall	1200m	1000m	800m	600m	400m	200m
Section Times	1:16.86 [7] (0:07.84)	1:09.02 [2] (0:11.25)	0:57.77 [3] (0:11.11)	0:46.66 [4] (0:11.40)	0:35.26 [4] (0:11.34)	0:23.92 [4] (0:11.59)	0:12.33 [5] (0:12.33)
Average Speed [km/h]	46.1	64.1	64.8	63.4	62.9	61.9	58.2
Top Speed [km/h]	62.7	65.0	66.2	65.4	64.6	63.8	61.6
Avg. Dist. to Rail [m]	5.1	1.3	0.4	1.0	1.4	1.3	1.1
Avg. Stride Freq. [Hz]	2.3	2.4	2.4	2.4	2.4	2.4	2.3
Avg. Stride Length [m]	5.7	7.3	7.5	7.4	7.3	7.2	7.0



- [] Ranking at each section and finish
- .-.- No data available at this section
- NA No data available



Horse/Jockey Name	Srini
Final Rank	8
Fastest Section Time (Section)	0:08.00 (Overall)
Top Speed [km/h] (Section)	65.6 (1200m)
Race State	Finished

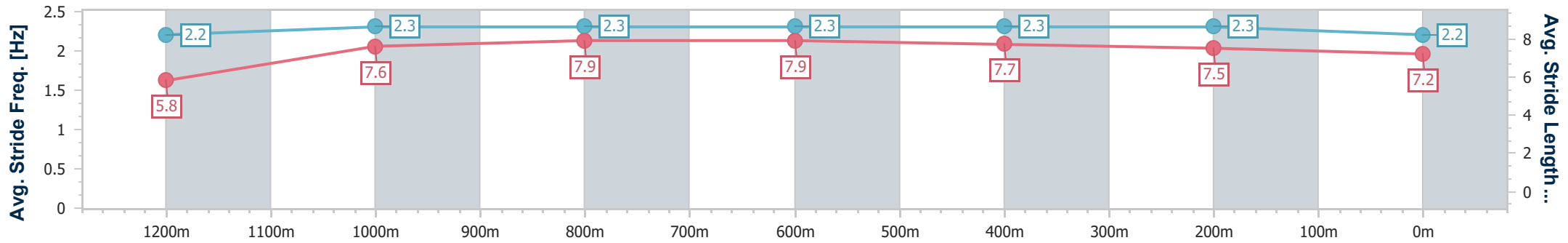
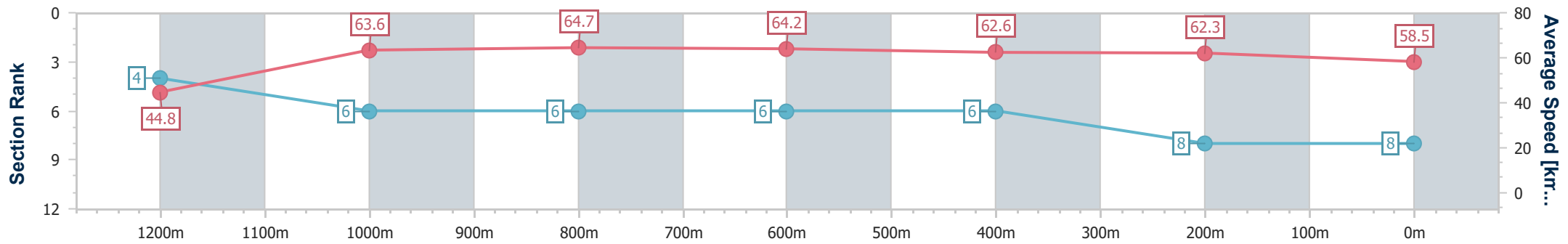


Mackay QLD Professional
 Race 6: RACING AGAIN TUESDAY 18TH MARCH OPEN
 Handicap - 1300m
 10 March 2025 - 16:30



Track Rating: Soft 6, Weather: Overcast, Rail Position: True

Section	Overall	1200m	1000m	800m	600m	400m	200m
Section Times	1:17.14 [8] (0:08.00)	1:09.14 [4] (0:11.32)	0:57.82 [6] (0:11.14)	0:46.68 [6] (0:11.26)	0:35.42 [6] (0:11.53)	0:23.89 [6] (0:11.57)	0:12.32 [8] (0:12.32)
Average Speed [km/h]	44.8	63.6	64.7	64.2	62.6	62.3	58.5
Top Speed [km/h]	59.8	65.6	65.3	64.8	63.8	63.6	62.2
Avg. Dist. to Rail [m]	3.5	0.9	0.3	0.5	0.6	3.4	4.9
Avg. Stride Freq. [Hz]	2.2	2.3	2.3	2.3	2.3	2.3	2.2
Avg. Stride Length [m]	5.8	7.6	7.9	7.9	7.7	7.5	7.2



- [] Ranking at each section and finish
- .-.- No data available at this section
- NA No data available