



Eagle Farm QLD Professional
Race 1: BRC MILLINERS MARKET 11 APRIL QTIS Two-Year-Old Maiden
Plate - 1200m
12 March 2025 - 11:18



BRISBANE
RACING CLUB

Track Rating: Soft 7, Weather: Overcast, Rail Position: +10m Entire

Section		Overall	1000m	800m	600m	400m	200m	Last 600m					
Field Times		1:12.08 (0:13.96)	0:58.12 (0:11.09)	0:47.03 (0:11.79)	0:35.24 (0:12.07)	0:23.17 (0:11.34)	0:11.83 (0:11.83)	0:35.24					
Rank	TAB Horse/Jockey	Barrier	Top Speed [km/h]	Fastest Section						Margin	Distance Travelled [m]		
1	8 HA'PENNY HATCH Damien Thornton	6	67.0 1000m	0:11.09 1000m	1:12.08 [1] (0:13.96)	0:58.12 [1] (0:11.09)	0:47.03 [1] (0:11.79)	0:35.24 [1] (0:12.17)	0:23.07 [2] (0:11.24)	0:11.83 [1] (0:11.83)	1:12.08	0:35.24	
2	11 READY FOR ZION Tahlia Fenlon	1	65.8 1000m	0:11.20 1000m	1:12.19 [2] (0:14.07)	0:58.12 [4] (0:11.20)	0:46.92 [3] (0:11.78)	0:35.14 [3] (0:12.12)	0:23.02 [6] (0:11.28)	0:11.74 [4] (0:11.74)	0.66L	0:35.14	-6
3	7 ESTEE EMM Cejay Graham	8	66.6 1000m	0:11.03 400m	1:12.19 [3] (0:14.66)	0:57.53 [7] (0:11.40)	0:46.13 [9] (0:11.59)	0:34.54 [9] (0:11.75)	0:22.79 [8] (0:11.03)	0:11.76 [3] (0:11.76)	0.67L	0:34.54	+2
4	9 I'M A CONDYGIRL Justin Stanley	3	65.5 1000m	0:11.24 400m	1:12.24 [4] (0:13.98)	0:58.26 [2] (0:11.33)	0:46.93 [4] (0:11.83)	0:35.10 [5] (0:11.95)	0:23.15 [4] (0:11.24)	0:11.91 [2] (0:11.91)	0.95L	0:35.10	-1
5	4 THE WHEELBARROW Kyle Wilson-Taylor	9	67.0 1000m	0:11.19 1000m	1:12.56 [5] (0:14.74)	0:57.82 [8] (0:11.19)	0:46.63 [8] (0:11.64)	0:34.99 [8] (0:11.89)	0:23.10 [9] (0:11.27)	0:11.83 [7] (0:11.83)	2.87L	0:34.99	-5
6	13 CYBER CITY Samantha Collett	2	66.7 1000m	0:11.16 400m	1:12.59 [6] (0:14.36)	0:58.23 [5] (0:11.22)	0:47.01 [6] (0:11.77)	0:35.24 [6] (0:12.05)	0:23.19 [7] (0:11.16)	0:12.03 [6] (0:12.03)	3.01L	0:35.24	-4
7	1 ISLAND BOY Justin Huxtable	7	67.2 1000m	0:11.05 1000m	1:12.89 [7] (0:14.79)	0:58.10 [9] (0:11.05)	0:47.05 [7] (0:11.57)	0:35.48 [7] (0:11.75)	0:23.73 [5] (0:11.34)	0:12.39 [5] (0:12.39)	4.78L	0:35.48	-7
8	5 ALKEBULAN Micheal Hellyer	5	65.7 1000m	0:11.02 1000m	1:14.09 [8] (0:14.44)	0:59.65 [6] (0:11.02)	0:48.63 [5] (0:11.63)	0:37.00 [4] (0:11.82)	0:25.18 [1] (0:11.86)	0:13.32 [8] (0:13.32)	11.86L	0:37.00	-6
9	2 KING TAGALOA Boris Thornton	4	67.1 1000m	0:11.13 1000m	1:14.90 [9] (0:14.01)	1:00.89 [3] (0:11.13)	0:49.76 [2] (0:11.82)	0:37.94 [2] (0:12.13)	0:25.81 [3] (0:11.88)	0:13.93 [9] (0:13.93)	16.61L	0:37.94	-2
10	12 SENSEI'S SURPRISE Bailey Wheeler	10	65.8 1000m	0:11.31 1000m	1:16.14 [10] (0:15.10)	1:01.04 [10] (0:11.31)	0:49.73 [10] (0:11.42)	0:38.31 [10] (0:12.10)	0:26.21 [10] (0:12.40)	0:13.81 [10] (0:13.81)	23.89L	0:38.31	-3

Scratched: Blinding Speed (#6), Silver Spoon (#3), Making News (#10)



Horse/Jockey Name	Ha'penny Hatch
Final Rank	1
Fastest Section Time (Section)	0:11.09 (1000m)
Top Speed [km/h] (Section)	67.0 (1000m)
Race State	Finished

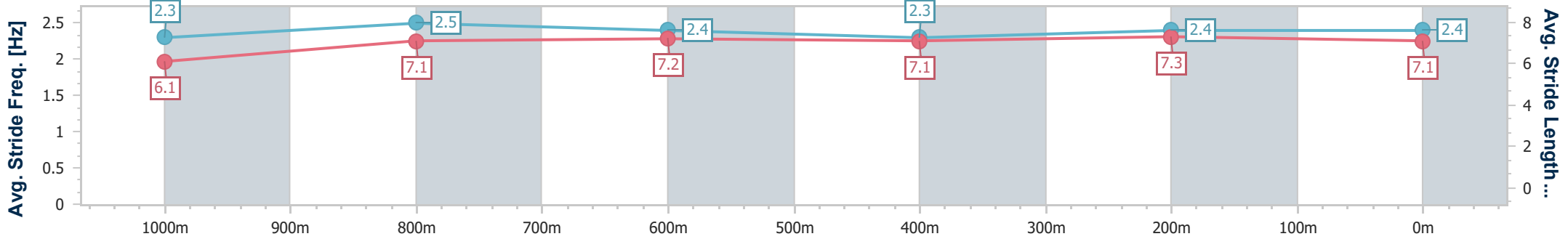
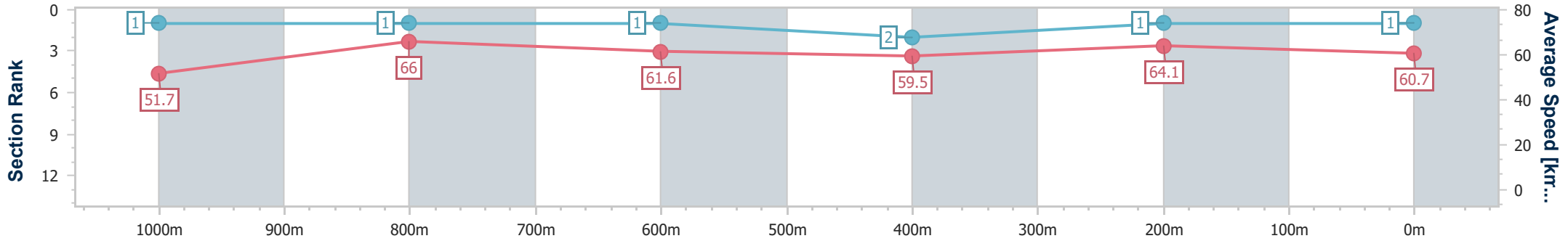


Eagle Farm QLD Professional
 Race 1: BRC MILLINERS MARKET 11 APRIL QTIS Two-Year-Old
 Maiden Plate - 1200m
 12 March 2025 - 11:18
 Track Rating: Soft 7, Weather: Overcast, Rail Position: +10m Entire



BRISBANE
 RACING CLUB

Section	Overall	1000m	800m	600m	400m	200m
Section Times	1:12.08 [1] (0:13.96)	0:58.12 [1] (0:11.09)	0:47.03 [1] (0:11.79)	0:35.24 [1] (0:12.17)	0:23.07 [2] (0:11.24)	0:11.83 [1] (0:11.83)
Average Speed [km/h]	51.7	66.0	61.6	59.5	64.1	60.7
Top Speed [km/h]	66.7	67.0	64.5	62.2	64.8	62.7
Avg. Dist. to Rail [m]	6.7	3.3	1.7	1.5	2.8	2.2
Avg. Stride Freq. [Hz]	2.3	2.5	2.4	2.3	2.4	2.4
Avg. Stride Length [m]	6.1	7.1	7.2	7.1	7.3	7.1



- [] Ranking at each section and finish
- .-.- No data available at this section
- NA No data available



Horse/Jockey Name	Ready For Zion
Final Rank	2
Fastest Section Time (Section)	0:11.20 (1000m)
Top Speed [km/h] (Section)	65.8 (1000m)
Race State	Finished

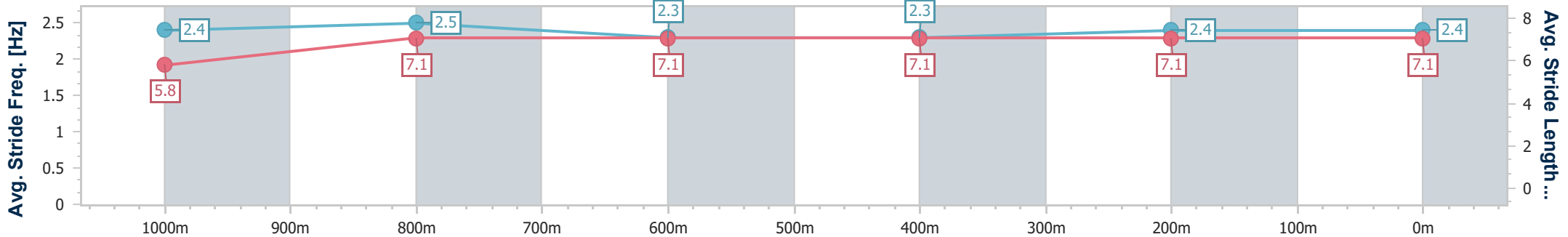
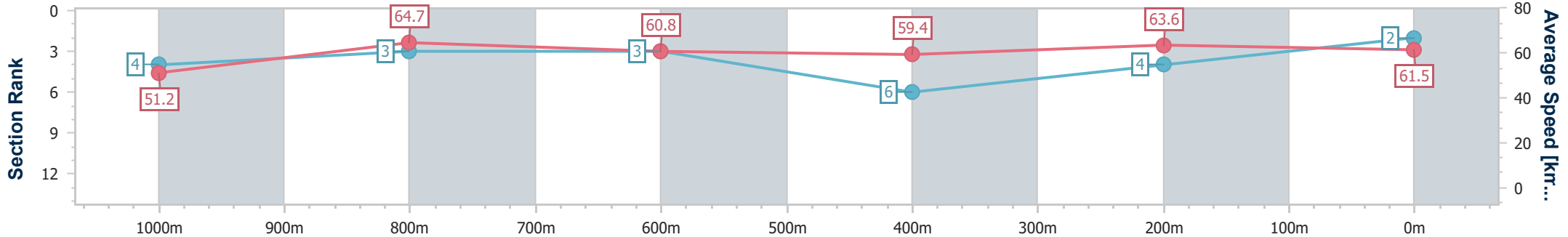


Eagle Farm QLD Professional
 Race 1: BRC MILLINERS MARKET 11 APRIL QTIS Two-Year-Old
 Maiden Plate - 1200m
 12 March 2025 - 11:18
 Track Rating: Soft 7, Weather: Overcast, Rail Position: +10m Entire



BRISBANE
 RACING CLUB

Section	Overall	1000m	800m	600m	400m	200m
Section Times	1:12.19 [2] (0:14.07)	0:58.12 [4] (0:11.20)	0:46.92 [3] (0:11.78)	0:35.14 [3] (0:12.12)	0:23.02 [6] (0:11.28)	0:11.74 [4] (0:11.74)
Average Speed [km/h]	51.2	64.7	60.8	59.4	63.6	61.5
Top Speed [km/h]	63.7	65.8	62.6	63.2	64.8	64.2
Avg. Dist. to Rail [m]	1.6	0.6	0.3	0.7	1.2	0.3
Avg. Stride Freq. [Hz]	2.4	2.5	2.3	2.3	2.4	2.4
Avg. Stride Length [m]	5.8	7.1	7.1	7.1	7.1	7.1



- [] Ranking at each section and finish
- .-.- No data available at this section
- NA No data available



Horse/Jockey Name	Estee Emm
Final Rank	3
Fastest Section Time (Section)	0:11.03 (400m)
Top Speed [km/h] (Section)	66.6 (1000m)
Race State	Finished

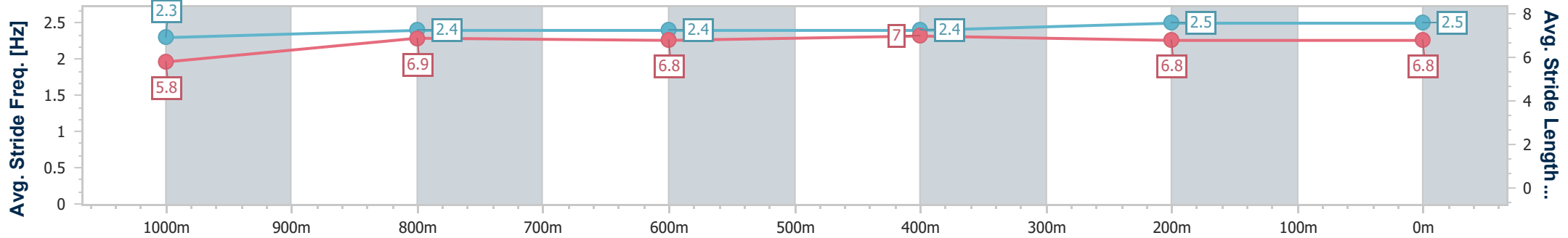
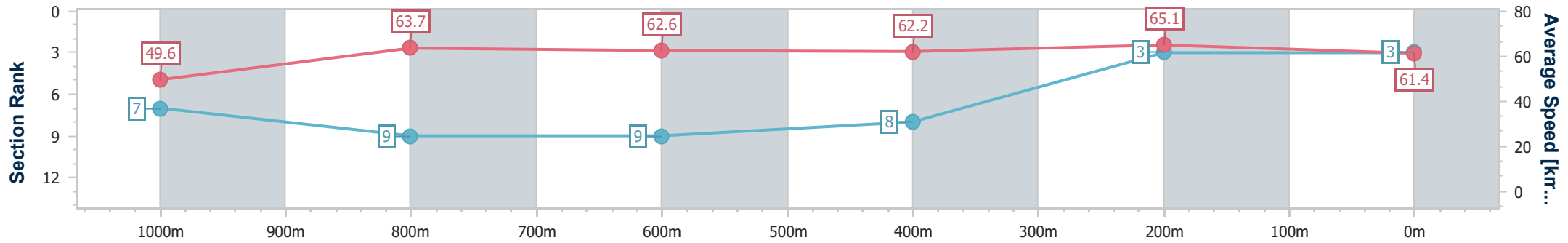


Eagle Farm QLD Professional
 Race 1: BRC MILLINERS MARKET 11 APRIL QTIS Two-Year-Old
 Maiden Plate - 1200m
 12 March 2025 - 11:18
 Track Rating: Soft 7, Weather: Overcast, Rail Position: +10m Entire



BRISBANE
RACING CLUB

Section	Overall	1000m	800m	600m	400m	200m
Section Times	1:12.19 [3] (0:14.66)	0:57.53 [7] (0:11.40)	0:46.13 [9] (0:11.59)	0:34.54 [9] (0:11.75)	0:22.79 [8] (0:11.03)	0:11.76 [3] (0:11.76)
Average Speed [km/h]	49.6	63.7	62.6	62.2	65.1	61.4
Top Speed [km/h]	60.9	66.6	66.4	65.0	66.3	63.9
Avg. Dist. to Rail [m]	7.9	2.4	1.9	3.1	6.0	3.3
Avg. Stride Freq. [Hz]	2.3	2.4	2.4	2.4	2.5	2.5
Avg. Stride Length [m]	5.8	6.9	6.8	7.0	6.8	6.8



- [] Ranking at each section and finish
- .-.- No data available at this section
- NA No data available



Horse/Jockey Name	I'm A Condygirl
Final Rank	4
Fastest Section Time (Section)	0:11.24 (400m)
Top Speed [km/h] (Section)	65.5 (1000m)
Race State	Finished

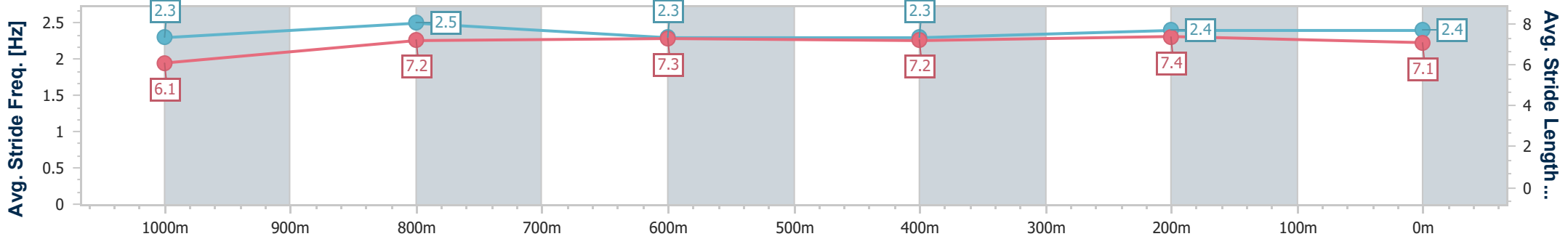
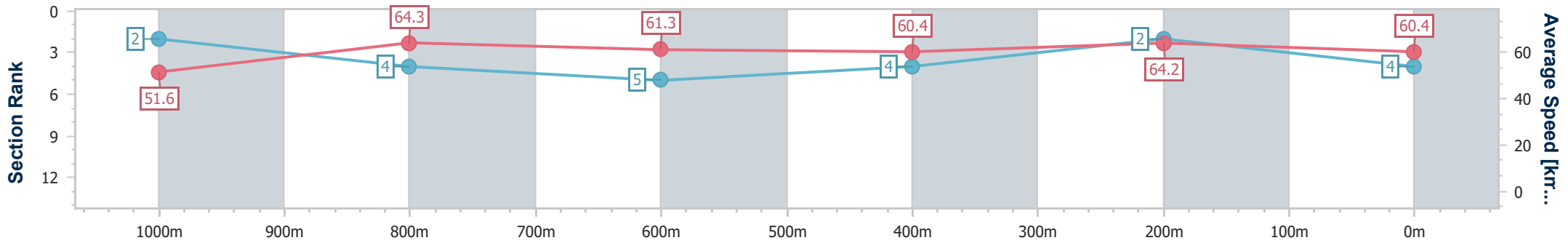


Eagle Farm QLD Professional
 Race 1: BRC MILLINERS MARKET 11 APRIL QTIS Two-Year-Old
 Maiden Plate - 1200m
 12 March 2025 - 11:18
 Track Rating: Soft 7, Weather: Overcast, Rail Position: +10m Entire



BRISBANE
 RACING CLUB

Section	Overall	1000m	800m	600m	400m	200m
Section Times	1:12.24 [4] (0:13.98)	0:58.26 [2] (0:11.33)	0:46.93 [4] (0:11.83)	0:35.10 [5] (0:11.95)	0:23.15 [4] (0:11.24)	0:11.91 [2] (0:11.91)
Average Speed [km/h]	51.6	64.3	61.3	60.4	64.2	60.4
Top Speed [km/h]	63.7	65.5	63.7	64.0	65.0	64.1
Avg. Dist. to Rail [m]	3.4	2.5	1.7	0.8	3.3	2.7
Avg. Stride Freq. [Hz]	2.3	2.5	2.3	2.3	2.4	2.4
Avg. Stride Length [m]	6.1	7.2	7.3	7.2	7.4	7.1



- [] Ranking at each section and finish
- .-.- No data available at this section
- NA No data available



Horse/Jockey Name	The Wheelbarrow
Final Rank	5
Fastest Section Time (Section)	0:11.19 (1000m)
Top Speed [km/h] (Section)	67.0 (1000m)
Race State	Finished

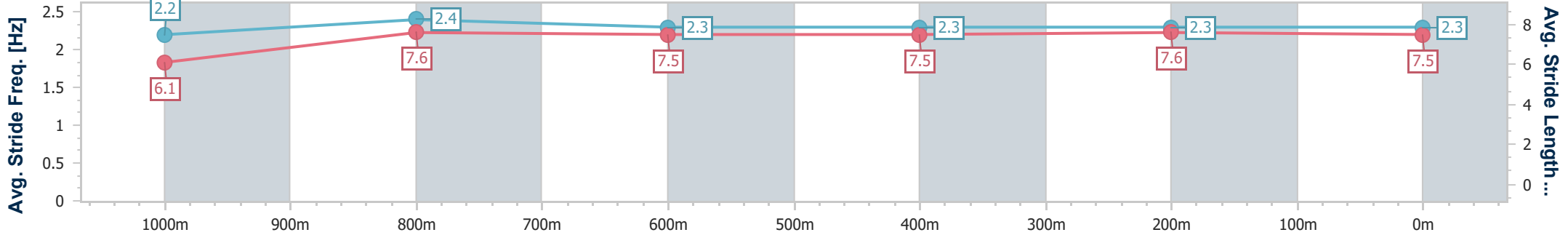
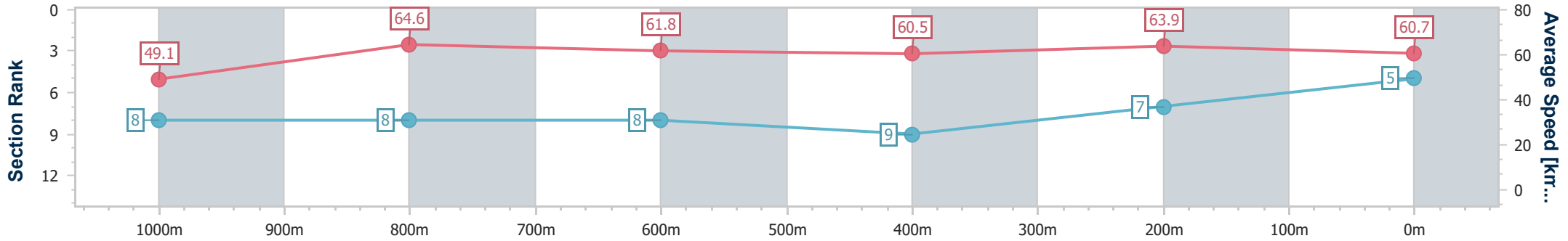


Eagle Farm QLD Professional
 Race 1: BRC MILLINERS MARKET 11 APRIL QTIS Two-Year-Old
 Maiden Plate - 1200m
 12 March 2025 - 11:18
 Track Rating: Soft 7, Weather: Overcast, Rail Position: +10m Entire



BRISBANE
 RACING CLUB

Section	Overall	1000m	800m	600m	400m	200m
Section Times	1:12.56 [5] (0:14.74)	0:57.82 [8] (0:11.19)	0:46.63 [8] (0:11.64)	0:34.99 [8] (0:11.89)	0:23.10 [9] (0:11.27)	0:11.83 [7] (0:11.83)
Average Speed [km/h]	49.1	64.6	61.8	60.5	63.9	60.7
Top Speed [km/h]	63.0	67.0	65.2	64.7	65.3	62.7
Avg. Dist. to Rail [m]	7.4	0.5	0.3	0.2	1.2	2.0
Avg. Stride Freq. [Hz]	2.2	2.4	2.3	2.3	2.3	2.3
Avg. Stride Length [m]	6.1	7.6	7.5	7.5	7.6	7.5



- [] Ranking at each section and finish
- .-.- No data available at this section
- NA No data available



Horse/Jockey Name	Cyber City
Final Rank	6
Fastest Section Time (Section)	0:11.16 (400m)
Top Speed [km/h] (Section)	66.7 (1000m)
Race State	Finished

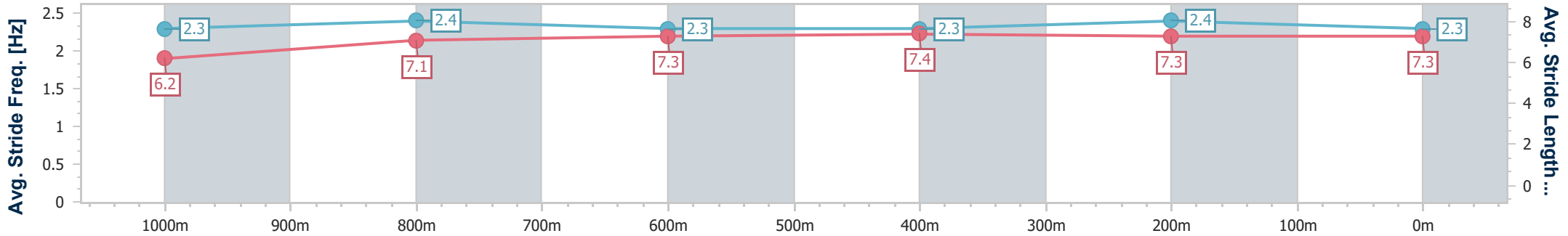
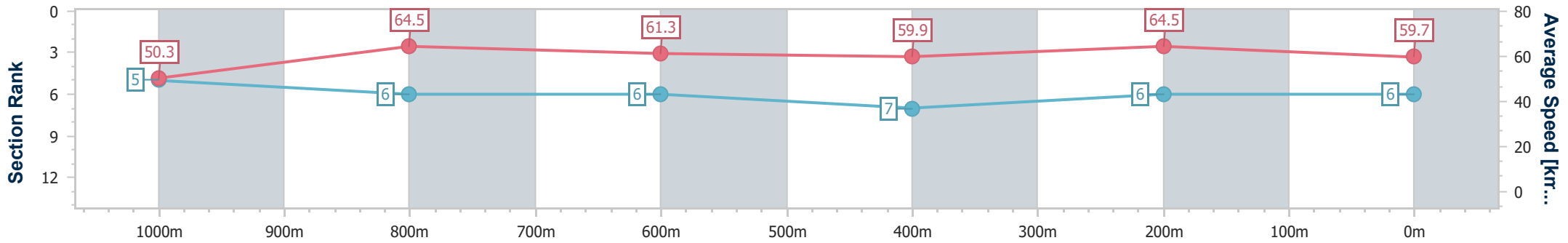


Eagle Farm QLD Professional
 Race 1: BRC MILLINERS MARKET 11 APRIL QTIS Two-Year-Old
 Maiden Plate - 1200m
 12 March 2025 - 11:18
 Track Rating: Soft 7, Weather: Overcast, Rail Position: +10m Entire



BRISBANE
 RACING CLUB

Section	Overall	1000m	800m	600m	400m	200m
Section Times	1:12.59 [6] (0:14.36)	0:58.23 [5] (0:11.22)	0:47.01 [6] (0:11.77)	0:35.24 [6] (0:12.05)	0:23.19 [7] (0:11.16)	0:12.03 [6] (0:12.03)
Average Speed [km/h]	50.3	64.5	61.3	59.9	64.5	59.7
Top Speed [km/h]	62.2	66.7	62.8	63.1	65.5	63.4
Avg. Dist. to Rail [m]	2.4	1.1	0.7	0.8	3.0	3.8
Avg. Stride Freq. [Hz]	2.3	2.4	2.3	2.3	2.4	2.3
Avg. Stride Length [m]	6.2	7.1	7.3	7.4	7.3	7.3



- [] Ranking at each section and finish
- .-.- No data available at this section
- NA No data available



Horse/Jockey Name	Island Boy
Final Rank	7
Fastest Section Time (Section)	0:11.05 (1000m)
Top Speed [km/h] (Section)	67.2 (1000m)
Race State	Finished

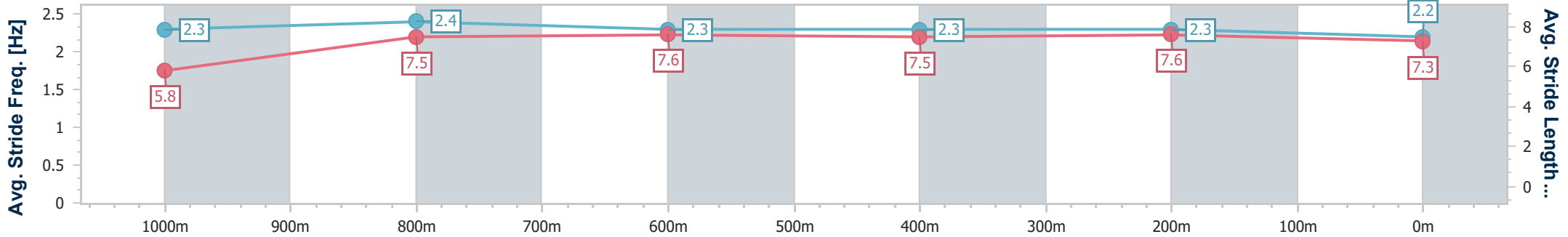
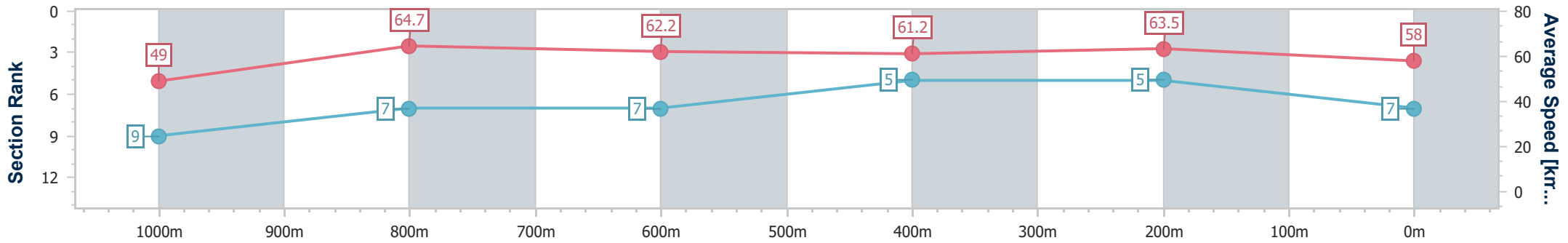


Eagle Farm QLD Professional
 Race 1: BRC MILLINERS MARKET 11 APRIL QTIS Two-Year-Old
 Maiden Plate - 1200m
 12 March 2025 - 11:18
 Track Rating: Soft 7, Weather: Overcast, Rail Position: +10m Entire



BRISBANE
 RACING CLUB

Section	Overall	1000m	800m	600m	400m	200m
Section Times	1:12.89 [7] (0:14.79)	0:58.10 [9] (0:11.05)	0:47.05 [7] (0:11.57)	0:35.48 [7] (0:11.75)	0:23.73 [5] (0:11.34)	0:12.39 [5] (0:12.39)
Average Speed [km/h]	49.0	64.7	62.2	61.2	63.5	58.0
Top Speed [km/h]	61.4	67.2	65.8	61.8	64.9	61.5
Avg. Dist. to Rail [m]	5.7	0.5	0.8	0.8	4.8	5.8
Avg. Stride Freq. [Hz]	2.3	2.4	2.3	2.3	2.3	2.2
Avg. Stride Length [m]	5.8	7.5	7.6	7.5	7.6	7.3



- [] Ranking at each section and finish
- .-.- No data available at this section
- NA No data available



Horse/Jockey Name	Alkebulan
Final Rank	8
Fastest Section Time (Section)	0:11.02 (1000m)
Top Speed [km/h] (Section)	65.7 (1000m)
Race State	Finished

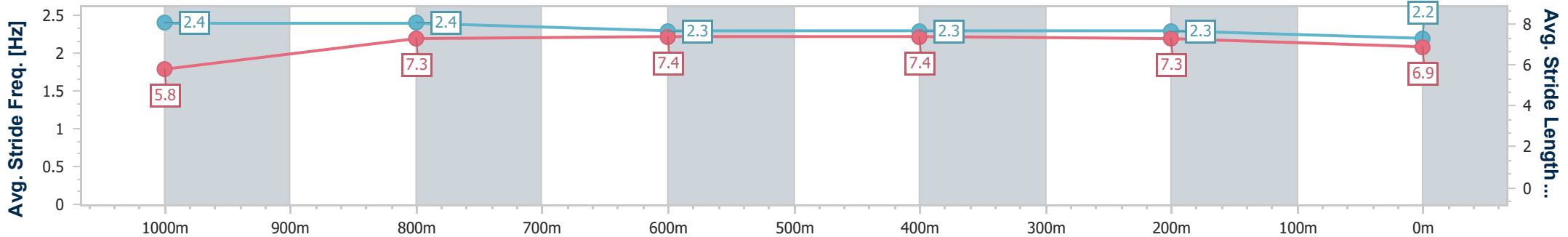
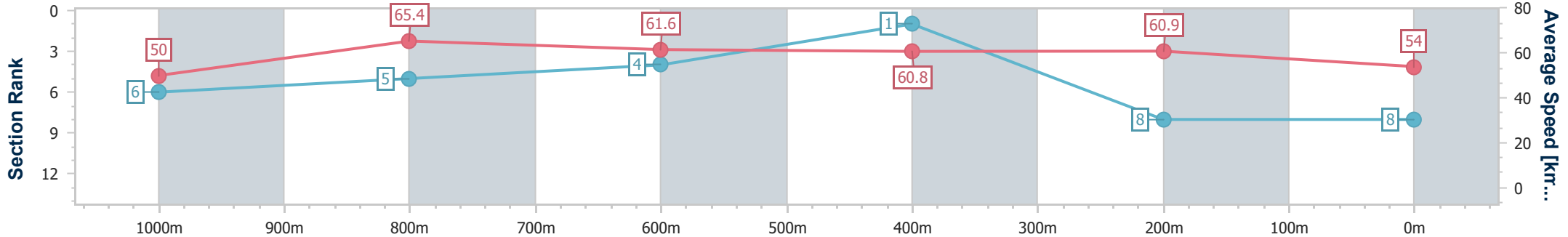


Eagle Farm QLD Professional
 Race 1: BRC MILLINERS MARKET 11 APRIL QTIS Two-Year-Old
 Maiden Plate - 1200m
 12 March 2025 - 11:18
 Track Rating: Soft 7, Weather: Overcast, Rail Position: +10m Entire



BRISBANE
 RACING CLUB

Section	Overall	1000m	800m	600m	400m	200m
Section Times	1:14.09 [8] (0:14.44)	0:59.65 [6] (0:11.02)	0:48.63 [5] (0:11.63)	0:37.00 [4] (0:11.82)	0:25.18 [1] (0:11.86)	0:13.32 [8] (0:13.32)
Average Speed [km/h]	50.0	65.4	61.6	60.8	60.9	54.0
Top Speed [km/h]	63.3	65.7	63.8	62.2	62.4	58.0
Avg. Dist. to Rail [m]	5.2	0.9	1.1	0.7	3.1	2.0
Avg. Stride Freq. [Hz]	2.4	2.4	2.3	2.3	2.3	2.2
Avg. Stride Length [m]	5.8	7.3	7.4	7.4	7.3	6.9



- [] Ranking at each section and finish
- .-.- No data available at this section
- NA No data available



Horse/Jockey Name	King Tagalao
Final Rank	9
Fastest Section Time (Section)	0:11.13 (1000m)
Top Speed [km/h] (Section)	67.1 (1000m)
Race State	Finished

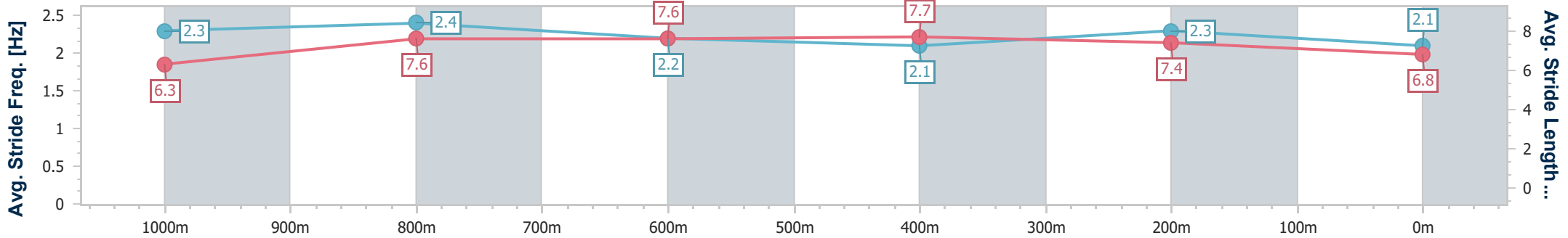
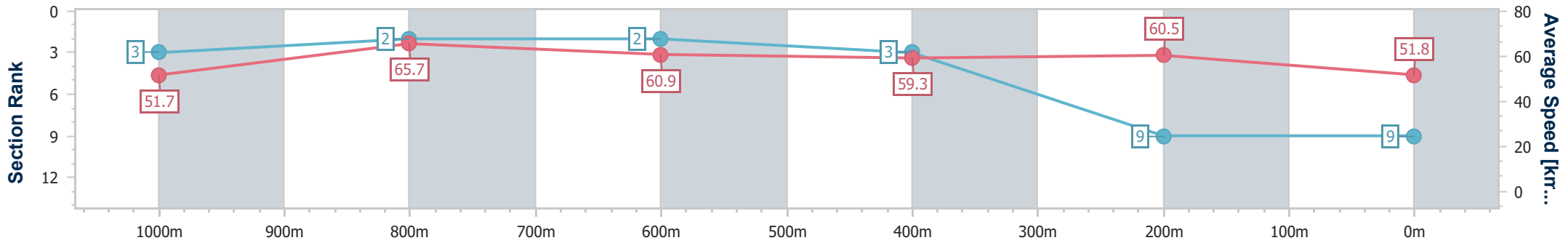


Eagle Farm QLD Professional
 Race 1: BRC MILLINERS MARKET 11 APRIL QTIS Two-Year-Old
 Maiden Plate - 1200m
 12 March 2025 - 11:18
 Track Rating: Soft 7, Weather: Overcast, Rail Position: +10m Entire



BRISBANE
 RACING CLUB

Section	Overall	1000m	800m	600m	400m	200m
Section Times	1:14.90 [9] (0:14.01)	1:00.89 [3] (0:11.13)	0:49.76 [2] (0:11.82)	0:37.94 [2] (0:12.13)	0:25.81 [3] (0:11.88)	0:13.93 [9] (0:13.93)
Average Speed [km/h]	51.7	65.7	60.9	59.3	60.5	51.8
Top Speed [km/h]	66.0	67.1	63.4	61.7	62.5	57.3
Avg. Dist. to Rail [m]	4.4	3.3	0.7	0.8	0.5	1.2
Avg. Stride Freq. [Hz]	2.3	2.4	2.2	2.1	2.3	2.1
Avg. Stride Length [m]	6.3	7.6	7.6	7.7	7.4	6.8



- [] Ranking at each section and finish
- .-.- No data available at this section
- NA No data available



Horse/Jockey Name	Sensei's Surprise
Final Rank	10
Fastest Section Time (Section)	0:11.31 (1000m)
Top Speed [km/h] (Section)	65.8 (1000m)
Race State	Finished

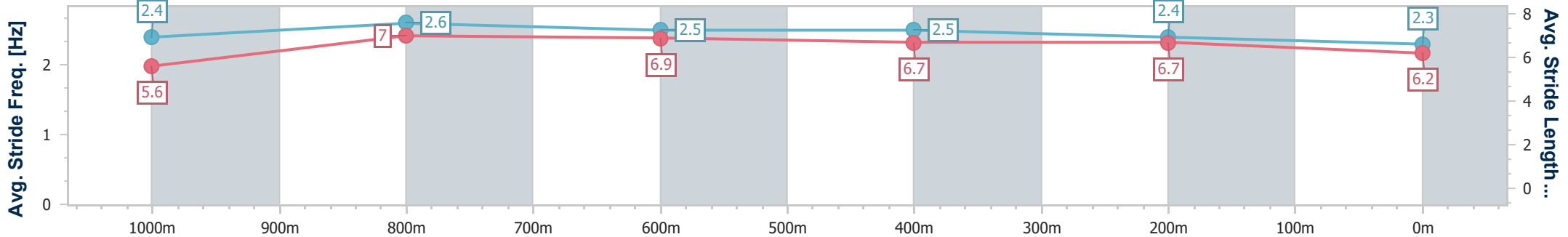
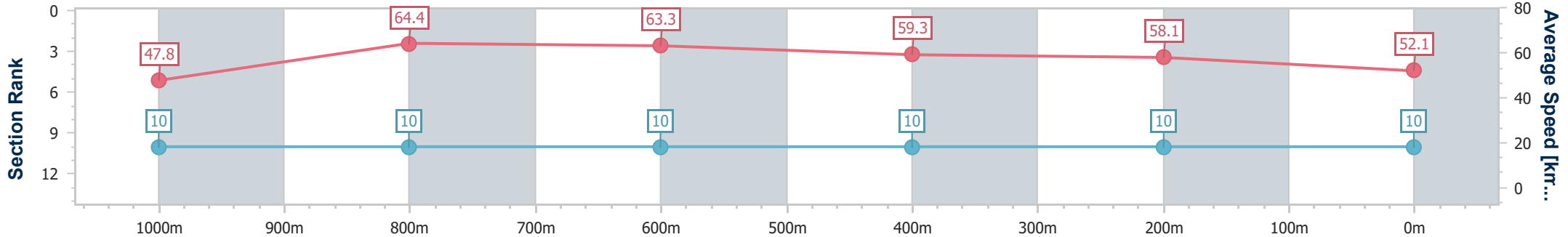


Eagle Farm QLD Professional
 Race 1: BRC MILLINERS MARKET 11 APRIL QTIS Two-Year-Old
 Maiden Plate - 1200m
 12 March 2025 - 11:18
 Track Rating: Soft 7, Weather: Overcast, Rail Position: +10m Entire



BRISBANE
 RACING CLUB

Section	Overall	1000m	800m	600m	400m	200m
Section Times	1:16.14 [10] (0:15.10)	1:01.04 [10] (0:11.31)	0:49.73 [10] (0:11.42)	0:38.31 [10] (0:12.10)	0:26.21 [10] (0:12.40)	0:13.81 [10] (0:13.81)
Average Speed [km/h]	47.8	64.4	63.3	59.3	58.1	52.1
Top Speed [km/h]	63.4	65.8	65.4	60.8	60.0	56.1
Avg. Dist. to Rail [m]	7.7	2.1	0.9	0.7	1.1	0.5
Avg. Stride Freq. [Hz]	2.4	2.6	2.5	2.5	2.4	2.3
Avg. Stride Length [m]	5.6	7.0	6.9	6.7	6.7	6.2



- [] Ranking at each section and finish
- .-.- No data available at this section
- NA No data available



Eagle Farm QLD Professional
Race 2: INTERNATIONAL WOMEN'S DAY Fillies and Mares Maiden Plate
- 1200m
12 March 2025 - 11:53



BRISBANE
RACING CLUB

Track Rating: Soft 7, Weather: Overcast, Rail Position: +10m Entire

Section		Overall	1000m	800m	600m	400m	200m	Last 600m					
Field Times		1:10.98 (0:13.92)	0:57.06 (0:11.56)	0:45.50 (0:11.47)	0:34.03 (0:11.27)	0:22.76 (0:10.93)	0:11.83 (0:11.83)	0:34.03					
Rank	TAB Horse/Jockey	Barrier	Top Speed [km/h]	Fastest Section							Margin	Distance Travelled [m]	
1	7 WOOSH KA BOOM Ryan Maloney	7	67.1 400m	0:10.93 400m	1:10.98 [1] (0:13.92)	0:57.06 [1] (0:11.56)	0:45.50 [1] (0:11.47)	0:34.03 [1] (0:11.27)	0:22.76 [1] (0:10.93)	0:11.83 [1] (0:11.83)	1:10.98	0:34.03	
2	11 MOSCOW CIRCUS Andrew Mallyon	5	66.8 400m	0:10.92 400m	1:11.02 [2] (0:14.01)	0:57.01 [3] (0:11.47)	0:45.54 [1] (0:11.56)	0:33.98 [2] (0:11.27)	0:22.71 [2] (0:10.92)	0:11.79 [2] (0:11.79)	0.2L	0:33.98	+12
3	12 SIRKEL Taylor Marshall	3	67.8 400m	0:10.84 400m	1:11.15 [3] (0:14.30)	0:56.85 [5] (0:11.69)	0:45.16 [6] (0:11.56)	0:33.60 [6] (0:11.22)	0:22.38 [5] (0:10.84)	0:11.54 [5] (0:11.54)	0.97L	0:33.60	+12
4	1 DARLING TAKE CARE Justin Huxtable	4	67.0 400m	0:10.94 400m	1:11.17 [4] (0:14.01)	0:57.16 [2] (0:11.79)	0:45.37 [4] (0:11.52)	0:33.85 [4] (0:11.34)	0:22.51 [4] (0:10.94)	0:11.57 [4] (0:11.57)	1.11L	0:33.85	+8
5	9 KETTLEBELL Dale Smith	2	66.5 400m	0:10.95 400m	1:11.34 [5] (0:14.06)	0:57.28 [4] (0:11.66)	0:45.62 [3] (0:11.57)	0:34.05 [3] (0:11.30)	0:22.75 [3] (0:10.95)	0:11.80 [3] (0:11.80)	2.1L	0:34.05	+13
6	6 WINNING EDITION Emily Lang	8	66.8 600m	0:11.04 400m	1:11.67 [6] (0:14.52)	0:57.15 [7] (0:11.78)	0:45.37 [7] (0:11.51)	0:33.86 [8] (0:11.13)	0:22.73 [7] (0:11.04)	0:11.69 [6] (0:11.69)	4.05L	0:33.86	+10
7	5 SUNNY DISPOSITION Justin Stanley	6	66.5 400m	0:10.96 400m	1:11.69 [7] (0:14.65)	0:57.04 [8] (0:11.65)	0:45.39 [8] (0:11.44)	0:33.95 [7] (0:11.31)	0:22.64 [8] (0:10.96)	0:11.68 [7] (0:11.68)	4.15L	0:33.95	+11
8	3 LILICA EBET Georgina Cartwright	1	64.9 Overall	0:11.35 400m	1:12.27 [8] (0:14.43)	0:57.84 [6] (0:11.53)	0:46.31 [5] (0:11.52)	0:34.79 [5] (0:11.37)	0:23.42 [6] (0:11.35)	0:12.07 [8] (0:12.07)	7.59L	0:34.79	+9

Scratched: Supido Rose (#13), French Riviera (#2), Lady Alabama (#10), Music Fever (#4), Fashion Flash (#8)

[] Ranking at each section and finish
 -:-:- No data available at this section
 NA No data available

SCN Saddle cloth number
 DNF Did not finish
 DNT Did not track



Horse/Jockey Name	Woosh Ka Boom
Final Rank	1
Fastest Section Time (Section)	0:10.93 (400m)
Top Speed [km/h] (Section)	67.1 (400m)
Race State	Finished



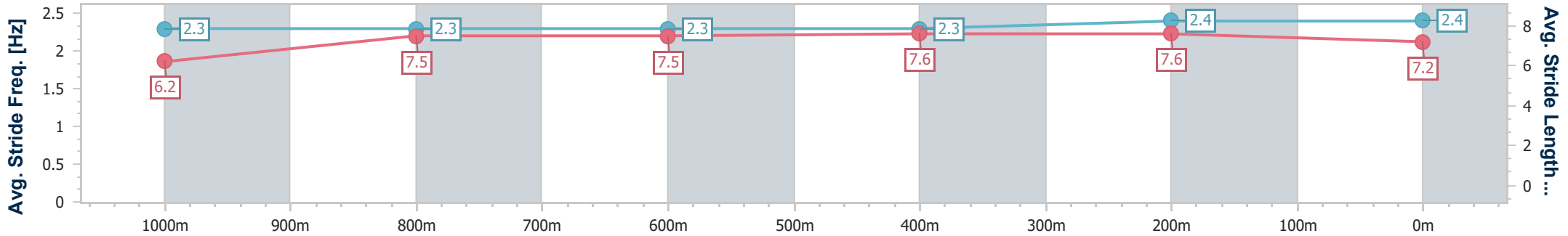
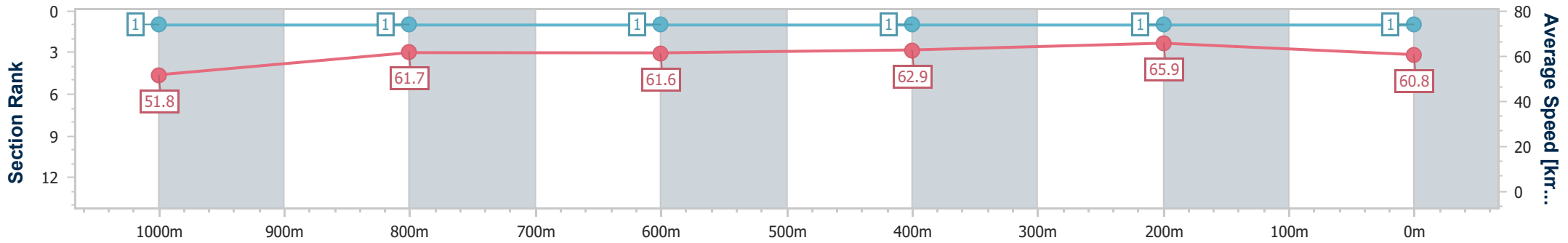
Eagle Farm QLD Professional
 Race 2: INTERNATIONAL WOMEN'S DAY Fillies and Mares
 Maiden Plate - 1200m
 12 March 2025 - 11:53



BRISBANE
 RACING CLUB

Track Rating: Soft 7, Weather: Overcast, Rail Position: +10m Entire

Section	Overall	1000m	800m	600m	400m	200m
Section Times	1:10.98 [1] (0:13.92)	0:57.06 [1] (0:11.56)	0:45.50 [1] (0:11.47)	0:34.03 [1] (0:11.27)	0:22.76 [1] (0:10.93)	0:11.83 [1] (0:11.83)
Average Speed [km/h]	51.8	61.7	61.6	62.9	65.9	60.8
Top Speed [km/h]	62.7	62.9	62.4	65.1	67.1	67.0
Avg. Dist. to Rail [m]	2.9	2.1	4.5	3.1	2.3	0.5
Avg. Stride Freq. [Hz]	2.3	2.3	2.3	2.3	2.4	2.4
Avg. Stride Length [m]	6.2	7.5	7.5	7.6	7.6	7.2



- [] Ranking at each section and finish
- .-.- No data available at this section
- NA No data available



Horse/Jockey Name	Moscow Circus
Final Rank	2
Fastest Section Time (Section)	0:10.92 (400m)
Top Speed [km/h] (Section)	66.8 (400m)
Race State	Finished



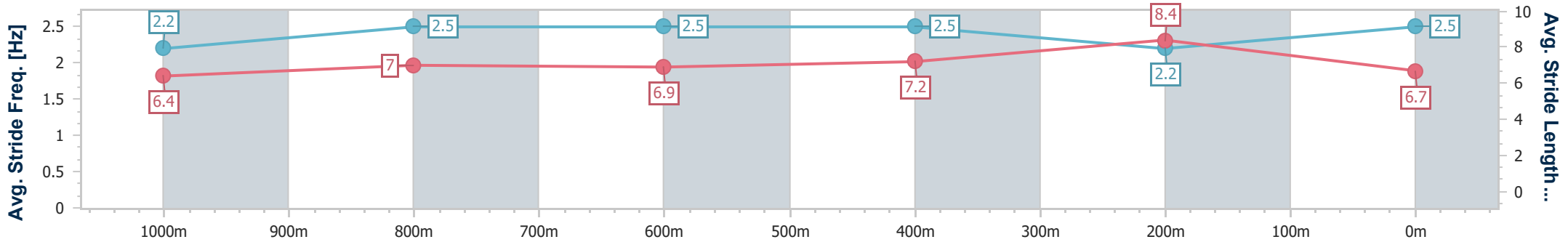
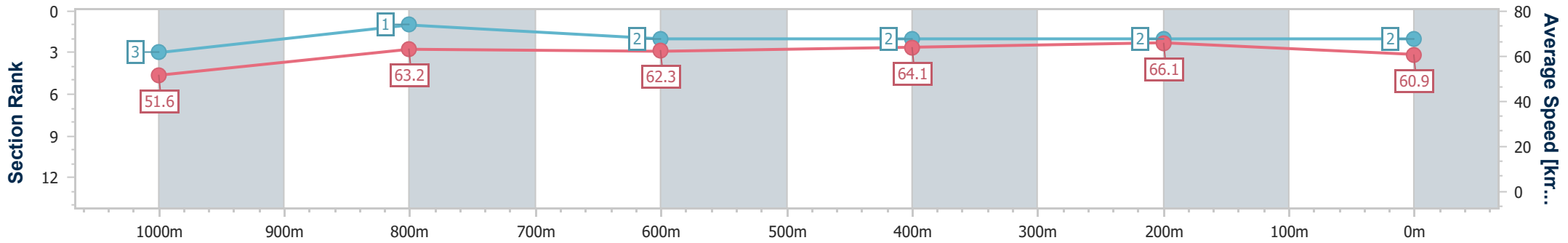
Eagle Farm QLD Professional
 Race 2: INTERNATIONAL WOMEN'S DAY Fillies and Mares
 Maiden Plate - 1200m
 12 March 2025 - 11:53



BRISBANE
 RACING CLUB

Track Rating: Soft 7, Weather: Overcast, Rail Position: +10m Entire

Section	Overall	1000m	800m	600m	400m	200m
Section Times	1:11.02 [2] (0:14.01)	0:57.01 [3] (0:11.47)	0:45.54 [1] (0:11.56)	0:33.98 [2] (0:11.27)	0:22.71 [2] (0:10.92)	0:11.79 [2] (0:11.79)
Average Speed [km/h]	51.6	63.2	62.3	64.1	66.1	60.9
Top Speed [km/h]	64.9	65.4	63.4	65.4	66.8	63.9
Avg. Dist. to Rail [m]	5.4	1.5	0.3	0.7	1.4	0.8
Avg. Stride Freq. [Hz]	2.2	2.5	2.5	2.5	2.2	2.5
Avg. Stride Length [m]	6.4	7.0	6.9	7.2	8.4	6.7



- [] Ranking at each section and finish
- .-.- No data available at this section
- NA No data available



Horse/Jockey Name	Sirkel
Final Rank	3
Fastest Section Time (Section)	0:10.84 (400m)
Top Speed [km/h] (Section)	67.8 (400m)
Race State	Finished



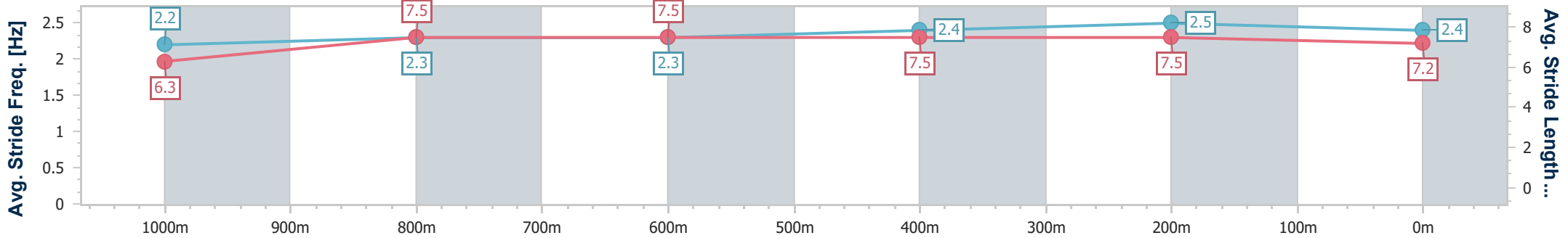
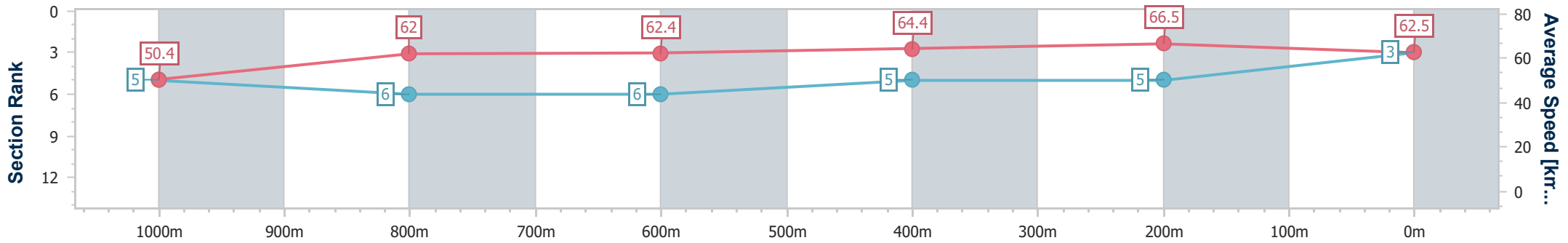
Eagle Farm QLD Professional
 Race 2: INTERNATIONAL WOMEN'S DAY Fillies and Mares
 Maiden Plate - 1200m
 12 March 2025 - 11:53



BRISBANE
 RACING CLUB

Track Rating: Soft 7, Weather: Overcast, Rail Position: +10m Entire

Section	Overall	1000m	800m	600m	400m	200m
Section Times	1:11.15 [3] (0:14.30)	0:56.85 [5] (0:11.69)	0:45.16 [6] (0:11.56)	0:33.60 [6] (0:11.22)	0:22.38 [5] (0:10.84)	0:11.54 [5] (0:11.54)
Average Speed [km/h]	50.4	62.0	62.4	64.4	66.5	62.5
Top Speed [km/h]	63.5	62.8	63.1	67.2	67.8	65.2
Avg. Dist. to Rail [m]	2.3	1.1	0.5	1.1	3.7	4.0
Avg. Stride Freq. [Hz]	2.2	2.3	2.3	2.4	2.5	2.4
Avg. Stride Length [m]	6.3	7.5	7.5	7.5	7.5	7.2



- [] Ranking at each section and finish
- .-.- No data available at this section
- NA No data available



Horse/Jockey Name	Darling Take Care
Final Rank	4
Fastest Section Time (Section)	0:10.94 (400m)
Top Speed [km/h] (Section)	67.0 (400m)
Race State	Finished



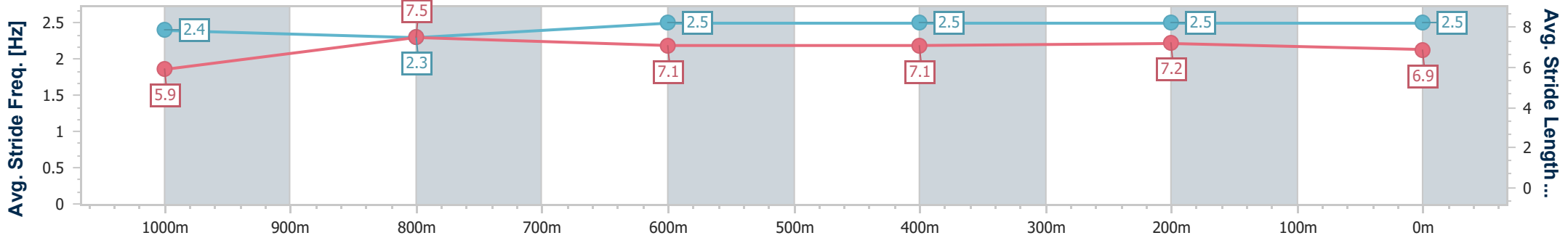
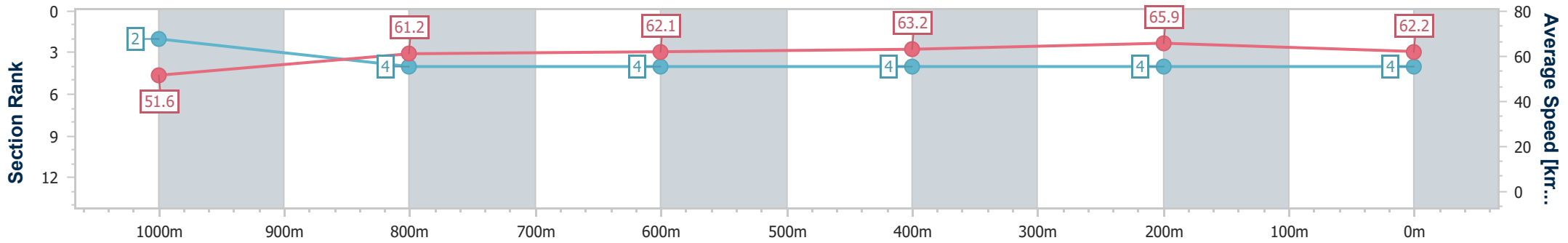
Eagle Farm QLD Professional
 Race 2: INTERNATIONAL WOMEN'S DAY Fillies and Mares
 Maiden Plate - 1200m
 12 March 2025 - 11:53



BRISBANE
 RACING CLUB

Track Rating: Soft 7, Weather: Overcast, Rail Position: +10m Entire

Section	Overall	1000m	800m	600m	400m	200m
Section Times	1:11.17 [4] (0:14.01)	0:57.16 [2] (0:11.79)	0:45.37 [4] (0:11.52)	0:33.85 [4] (0:11.34)	0:22.51 [4] (0:10.94)	0:11.57 [4] (0:11.57)
Average Speed [km/h]	51.6	61.2	62.1	63.2	65.9	62.2
Top Speed [km/h]	63.7	62.7	63.6	64.6	67.0	65.7
Avg. Dist. to Rail [m]	2.7	0.8	1.1	1.2	0.4	1.0
Avg. Stride Freq. [Hz]	2.4	2.3	2.5	2.5	2.5	2.5
Avg. Stride Length [m]	5.9	7.5	7.1	7.1	7.2	6.9



- [] Ranking at each section and finish
- .-.- No data available at this section
- NA No data available



Horse/Jockey Name	Kettlebell
Final Rank	5
Fastest Section Time (Section)	0:10.95 (400m)
Top Speed [km/h] (Section)	66.5 (400m)
Race State	Finished

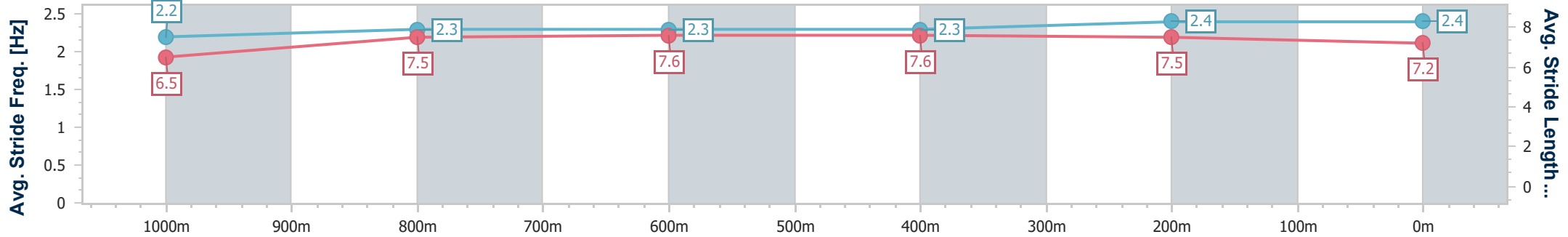
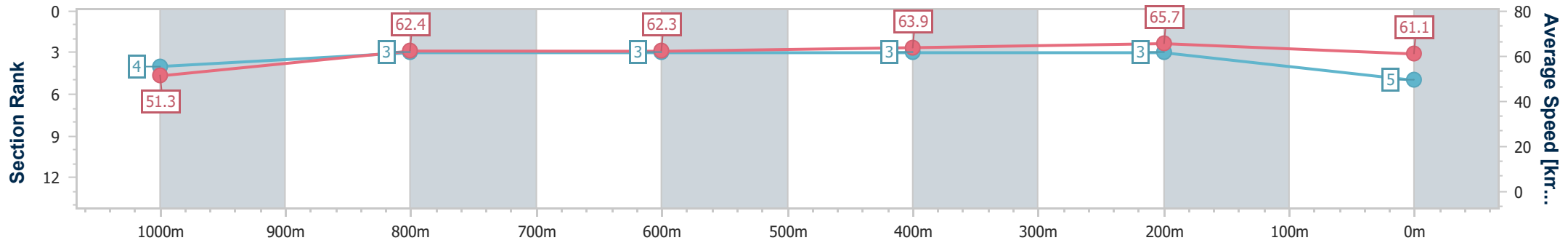


Eagle Farm QLD Professional
 Race 2: INTERNATIONAL WOMEN'S DAY Fillies and Mares
 Maiden Plate - 1200m
 12 March 2025 - 11:53
 Track Rating: Soft 7, Weather: Overcast, Rail Position: +10m Entire



BRISBANE
RACING CLUB

Section	Overall	1000m	800m	600m	400m	200m
Section Times	1:11.34 [5] (0:14.06)	0:57.28 [4] (0:11.66)	0:45.62 [3] (0:11.57)	0:34.05 [3] (0:11.30)	0:22.75 [3] (0:10.95)	0:11.80 [3] (0:11.80)
Average Speed [km/h]	51.3	62.4	62.3	63.9	65.7	61.1
Top Speed [km/h]	63.0	63.4	63.1	66.4	66.5	64.2
Avg. Dist. to Rail [m]	2.3	2.0	0.7	0.7	2.8	2.6
Avg. Stride Freq. [Hz]	2.2	2.3	2.3	2.3	2.4	2.4
Avg. Stride Length [m]	6.5	7.5	7.6	7.6	7.5	7.2



- [] Ranking at each section and finish
- .-.- No data available at this section
- NA No data available



Horse/Jockey Name	Winning Edition
Final Rank	6
Fastest Section Time (Section)	0:11.04 (400m)
Top Speed [km/h] (Section)	66.8 (600m)
Race State	Finished

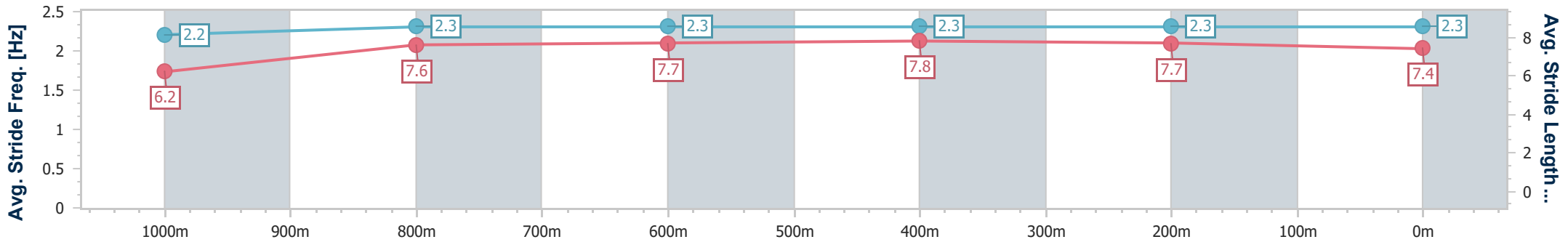
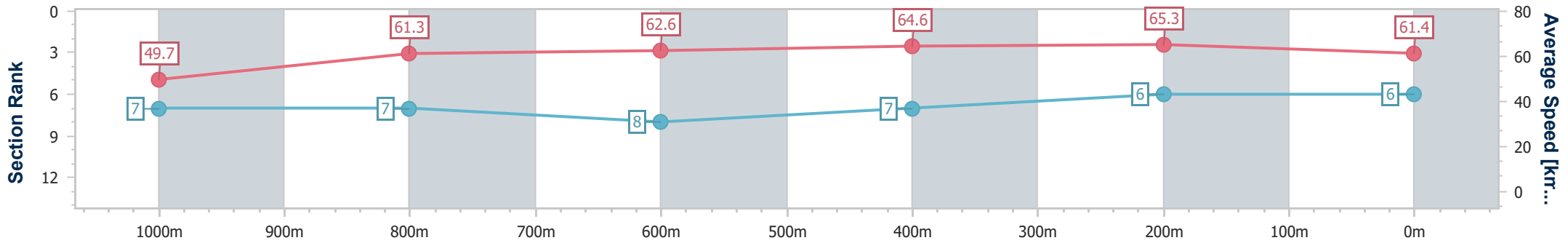


Eagle Farm QLD Professional
 Race 2: INTERNATIONAL WOMEN'S DAY Fillies and Mares
 Maiden Plate - 1200m
 12 March 2025 - 11:53
 Track Rating: Soft 7, Weather: Overcast, Rail Position: +10m Entire



BRISBANE
 RACING CLUB

Section	Overall	1000m	800m	600m	400m	200m
Section Times	1:11.67 [6] (0:14.52)	0:57.15 [7] (0:11.78)	0:45.37 [7] (0:11.51)	0:33.86 [8] (0:11.13)	0:22.73 [7] (0:11.04)	0:11.69 [6] (0:11.69)
Average Speed [km/h]	49.7	61.3	62.6	64.6	65.3	61.4
Top Speed [km/h]	61.9	62.6	63.5	66.8	66.3	63.7
Avg. Dist. to Rail [m]	5.7	1.4	0.3	0.6	2.7	3.6
Avg. Stride Freq. [Hz]	2.2	2.3	2.3	2.3	2.3	2.3
Avg. Stride Length [m]	6.2	7.6	7.7	7.8	7.7	7.4



- [] Ranking at each section and finish
- .-.- No data available at this section
- NA No data available



Horse/Jockey Name	Sunny Disposition
Final Rank	7
Fastest Section Time (Section)	0:10.96 (400m)
Top Speed [km/h] (Section)	66.5 (400m)
Race State	Finished

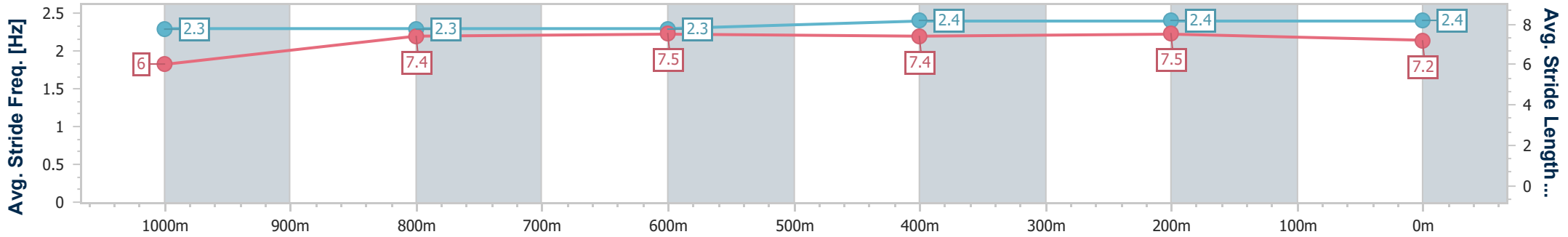
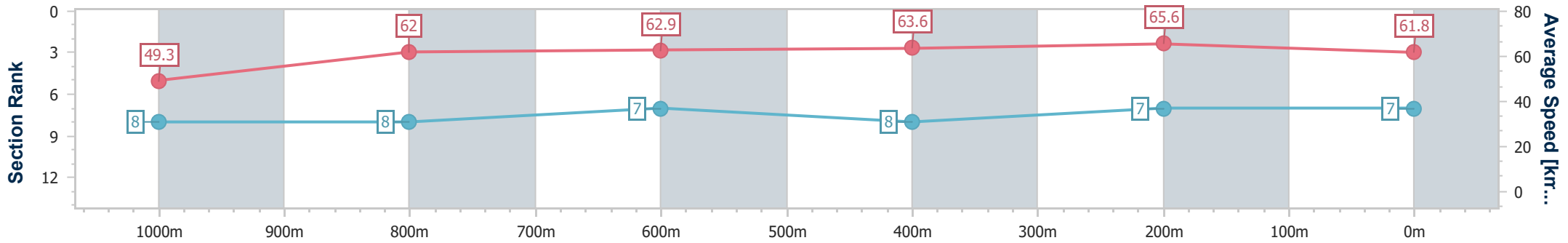


Eagle Farm QLD Professional
 Race 2: INTERNATIONAL WOMEN'S DAY Fillies and Mares
 Maiden Plate - 1200m
 12 March 2025 - 11:53
 Track Rating: Soft 7, Weather: Overcast, Rail Position: +10m Entire



BRISBANE
 RACING CLUB

Section	Overall	1000m	800m	600m	400m	200m
Section Times	1:11.69 [7] (0:14.65)	0:57.04 [8] (0:11.65)	0:45.39 [8] (0:11.44)	0:33.95 [7] (0:11.31)	0:22.64 [8] (0:10.96)	0:11.68 [7] (0:11.68)
Average Speed [km/h]	49.3	62.0	62.9	63.6	65.6	61.8
Top Speed [km/h]	61.5	63.8	63.8	65.1	66.5	64.7
Avg. Dist. to Rail [m]	4.3	0.7	0.2	0.6	1.9	1.4
Avg. Stride Freq. [Hz]	2.3	2.3	2.3	2.4	2.4	2.4
Avg. Stride Length [m]	6.0	7.4	7.5	7.4	7.5	7.2



- [] Ranking at each section and finish
- .-.- No data available at this section
- NA No data available



Horse/Jockey Name	Lilica Ebet
Final Rank	8
Fastest Section Time (Section)	0:11.35 (400m)
Top Speed [km/h] (Section)	64.9 (Overall)
Race State	Finished



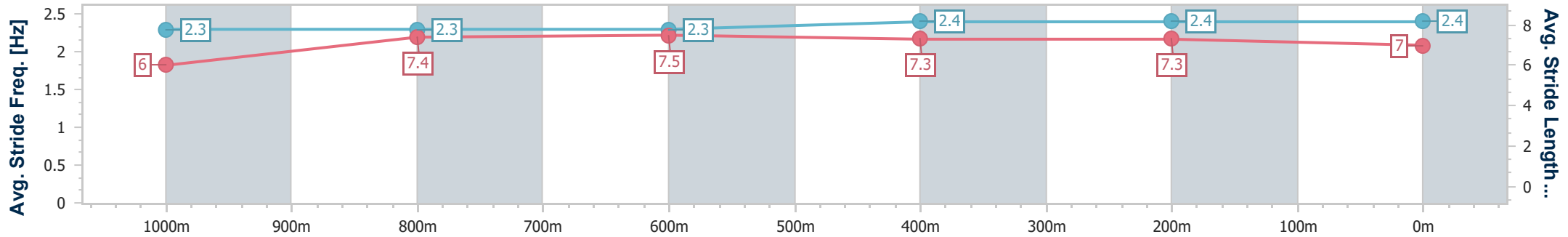
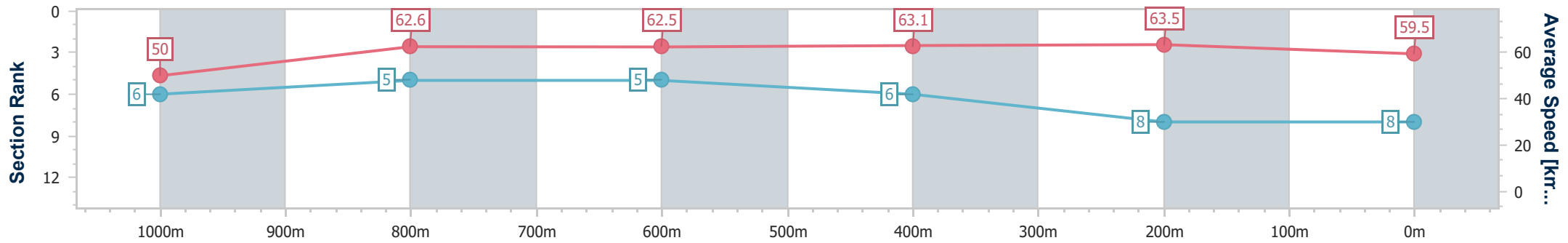
Eagle Farm QLD Professional
 Race 2: INTERNATIONAL WOMEN'S DAY Fillies and Mares
 Maiden Plate - 1200m
 12 March 2025 - 11:53



BRISBANE
 RACING CLUB

Track Rating: Soft 7, Weather: Overcast, Rail Position: +10m Entire

Section	Overall	1000m	800m	600m	400m	200m
Section Times	1:12.27 [8] (0:14.43)	0:57.84 [6] (0:11.53)	0:46.31 [5] (0:11.52)	0:34.79 [5] (0:11.37)	0:23.42 [6] (0:11.35)	0:12.07 [8] (0:12.07)
Average Speed [km/h]	50.0	62.6	62.5	63.1	63.5	59.5
Top Speed [km/h]	64.9	64.6	63.7	64.4	64.5	62.8
Avg. Dist. to Rail [m]	1.4	0.6	0.2	0.5	0.5	0.6
Avg. Stride Freq. [Hz]	2.3	2.3	2.3	2.4	2.4	2.4
Avg. Stride Length [m]	6.0	7.4	7.5	7.3	7.3	7.0



- [] Ranking at each section and finish
- .-.- No data available at this section
- NA No data available



Eagle Farm QLD Professional
Race 3: XXXX SIDELINE BEER GARDEN 3 MAY Colts, Geldings &
Entires Maiden Plate - 1200m
12 March 2025 - 12:28



BRISBANE
RACING CLUB

Track Rating: Soft 7, Weather: Overcast, Rail Position: +10m Entire

Section												Last 600m		
Field Times												0:34.21		
	Overall	1000m	800m	600m	400m	200m								
	1:11.31 (0:13.56)	0:57.75 (0:11.74)	0:46.01 (0:11.80)	0:34.21 (0:11.42)	0:22.79 (0:11.02)	0:11.77 (0:11.77)								
Rank	TAB	Horse/Jockey	Barrier	Top Speed [km/h]	Fastest Section							Margin	Distance Travelled [m]	
1	3	LANTAU ISLAND Emily Lang	6	66.8 400m	0:11.02 400m	1:11.31 [1] (0:13.70)	0:57.61 [2] (0:11.64)	0:45.97 [2] (0:11.81)	0:34.16 [2] (0:11.37)	0:22.79 [1] (0:11.02)	0:11.77 [1] (0:11.77)	1:11.31	0:34.16	
2	8	WINCHMAN Michael Rodd	3	66.4 400m	0:11.05 400m	1:11.49 [2] (0:13.83)	0:57.66 [3] (0:11.70)	0:45.96 [3] (0:11.82)	0:34.14 [3] (0:11.57)	0:22.57 [5] (0:11.05)	0:11.52 [3] (0:11.52)	1.05L	0:34.14	+0
3	6	STARSONUS Ryan Maloney	1	65.2 600m	0:11.15 400m	1:11.58 [3] (0:14.34)	0:57.24 [7] (0:11.59)	0:45.65 [6] (0:11.52)	0:34.13 [4] (0:11.39)	0:22.74 [3] (0:11.15)	0:11.59 [4] (0:11.59)	1.55L	0:34.13	-5
4	7	TURN THE CORNER Angela Jones	8	66.4 400m	0:11.01 400m	1:11.70 [4] (0:13.95)	0:57.75 [4] (0:11.75)	0:46.00 [4] (0:11.80)	0:34.20 [5] (0:11.38)	0:22.82 [4] (0:11.01)	0:11.81 [2] (0:11.81)	2.28L	0:34.20	-3
5	12	RUINS OF ROME Martin Harley	5	68.1 400m	0:10.89 400m	1:11.83 [5] (0:14.16)	0:57.67 [5] (0:11.70)	0:45.97 [5] (0:11.80)	0:34.17 [6] (0:11.48)	0:22.69 [7] (0:10.89)	0:11.80 [5] (0:11.80)	3.02L	0:34.17	+0
6	4	MALOTRU Jake Bayliss	7	66.4 400m	0:11.10 400m	1:12.09 [6] (0:14.62)	0:57.47 [9] (0:11.79)	0:45.68 [9] (0:11.66)	0:34.02 [9] (0:11.16)	0:22.86 [8] (0:11.10)	0:11.76 [9] (0:11.76)	4.59L	0:34.02	-5
7	5	NO BRAKES Jag Guthmann-Chester	9	66.5 400m	0:11.09 400m	1:12.20 [7] (0:14.47)	0:57.73 [8] (0:11.93)	0:45.80 [8] (0:11.57)	0:34.23 [8] (0:11.14)	0:23.09 [6] (0:11.09)	0:12.00 [7] (0:12.00)	5.21L	0:34.23	+0
8	13	PRIDE OF ICE Samantha Collett	2	66.7 400m	0:11.05 400m	1:12.32 [8] (0:14.26)	0:58.06 [6] (0:11.83)	0:46.23 [7] (0:11.78)	0:34.45 [7] (0:11.41)	0:23.04 [9] (0:11.05)	0:11.99 [8] (0:11.99)	5.89L	0:34.45	+1
9	15	SUSPICIOUS AL Cejay Graham	4	65.6 Overall	0:11.44 600m	1:12.54 [9] (0:13.56)	0:58.98 [1] (0:11.74)	0:47.24 [1] (0:11.80)	0:35.44 [1] (0:11.44)	0:24.00 [2] (0:11.50)	0:12.50 [6] (0:12.50)	7.2L	0:35.44	-12

Scratched: Remlap Kava (#11), Big Tech (#16), Aikau (#9), Innervisions (#10), Bold As Brass (#1), Duke Of Lancaster (#2), Moonlight Kicks (#14)

[] Ranking at each section and finish
 -:-:- No data available at this section
 NA No data available

SCN Saddle cloth number
 DNF Did not finish
 DNT Did not track



Horse/Jockey Name	Lantau Island
Final Rank	1
Fastest Section Time (Section)	0:11.02 (400m)
Top Speed [km/h] (Section)	66.8 (400m)
Race State	Finished



Eagle Farm QLD Professional
 Race 3: XXXX SIDELINE BEER GARDEN 3 MAY Colts, Geldings
 & Entires Maiden Plate - 1200m

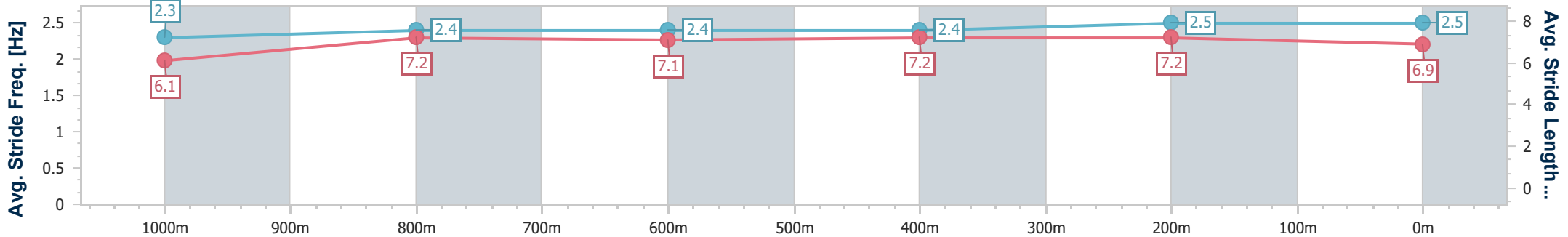
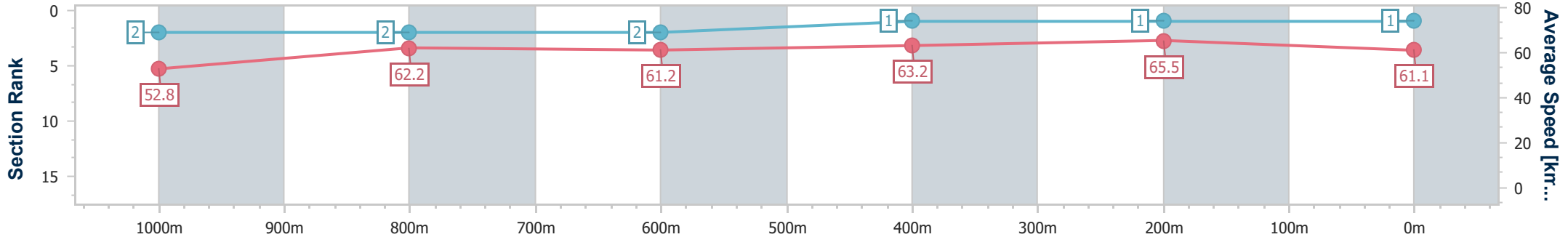


BRISBANE
 RACING CLUB

12 March 2025 - 12:28

Track Rating: Soft 7, Weather: Overcast, Rail Position: +10m Entire

Section	Overall	1000m	800m	600m	400m	200m
Section Times	1:11.31 [1] (0:13.70)	0:57.61 [2] (0:11.64)	0:45.97 [2] (0:11.81)	0:34.16 [2] (0:11.37)	0:22.79 [1] (0:11.02)	0:11.77 [1] (0:11.77)
Average Speed [km/h]	52.8	62.2	61.2	63.2	65.5	61.1
Top Speed [km/h]	65.6	63.2	62.3	66.2	66.8	63.5
Avg. Dist. to Rail [m]	4.8	1.0	0.8	0.5	1.8	0.7
Avg. Stride Freq. [Hz]	2.3	2.4	2.4	2.4	2.5	2.5
Avg. Stride Length [m]	6.1	7.2	7.1	7.2	7.2	6.9



- [] Ranking at each section and finish
- .-.- No data available at this section
- NA No data available



Horse/Jockey Name	Winchman
Final Rank	2
Fastest Section Time (Section)	0:11.05 (400m)
Top Speed [km/h] (Section)	66.4 (400m)
Race State	Finished



Eagle Farm QLD Professional
 Race 3: XXXX SIDELINE BEER GARDEN 3 MAY Colts, Geldings
 & Entires Maiden Plate - 1200m

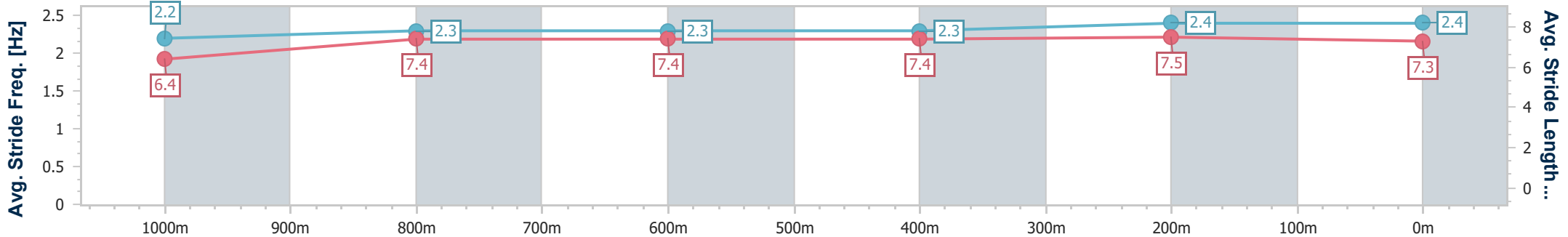
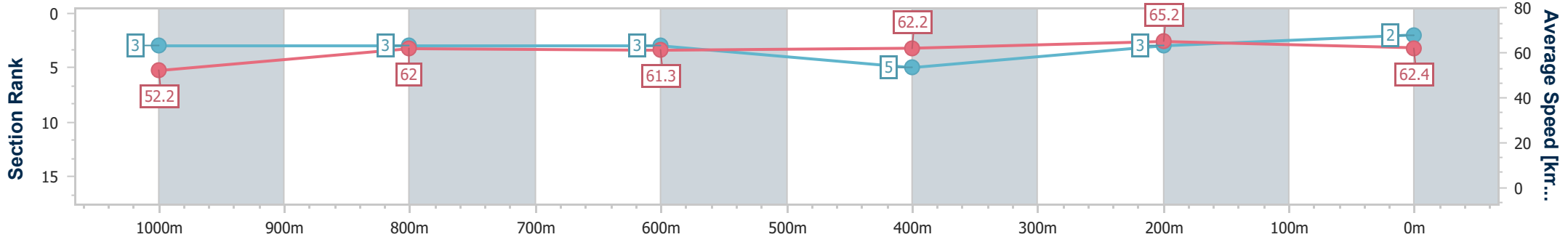


BRISBANE
 RACING CLUB

12 March 2025 - 12:28

Track Rating: Soft 7, Weather: Overcast, Rail Position: +10m Entire

Section	Overall	1000m	800m	600m	400m	200m
Section Times	1:11.49 [2] (0:13.83)	0:57.66 [3] (0:11.70)	0:45.96 [3] (0:11.82)	0:34.14 [3] (0:11.57)	0:22.57 [5] (0:11.05)	0:11.52 [3] (0:11.52)
Average Speed [km/h]	52.2	62.0	61.3	62.2	65.2	62.4
Top Speed [km/h]	64.1	63.6	62.4	64.2	66.4	65.2
Avg. Dist. to Rail [m]	1.9	1.1	1.2	0.5	1.9	3.7
Avg. Stride Freq. [Hz]	2.2	2.3	2.3	2.3	2.4	2.4
Avg. Stride Length [m]	6.4	7.4	7.4	7.4	7.5	7.3



- [] Ranking at each section and finish
- .-.- No data available at this section
- NA No data available



Horse/Jockey Name	Starsonus
Final Rank	3
Fastest Section Time (Section)	0:11.15 (400m)
Top Speed [km/h] (Section)	65.2 (600m)
Race State	Finished



Eagle Farm QLD Professional
 Race 3: XXXX SIDELINE BEER GARDEN 3 MAY Colts, Geldings
 & Entires Maiden Plate - 1200m

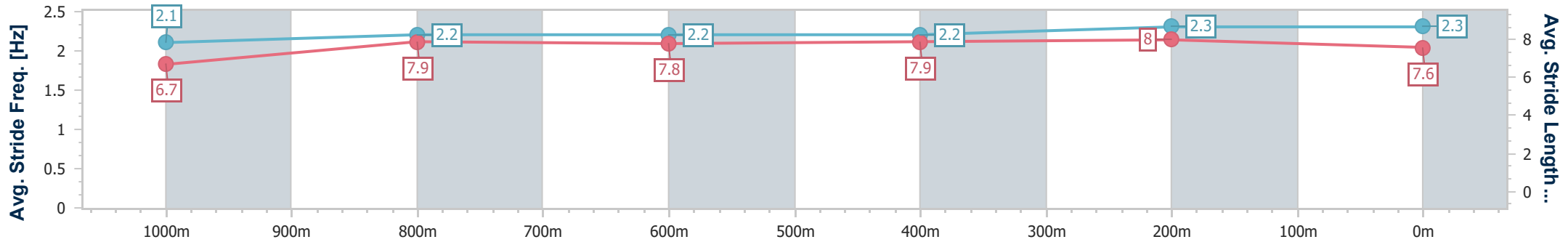
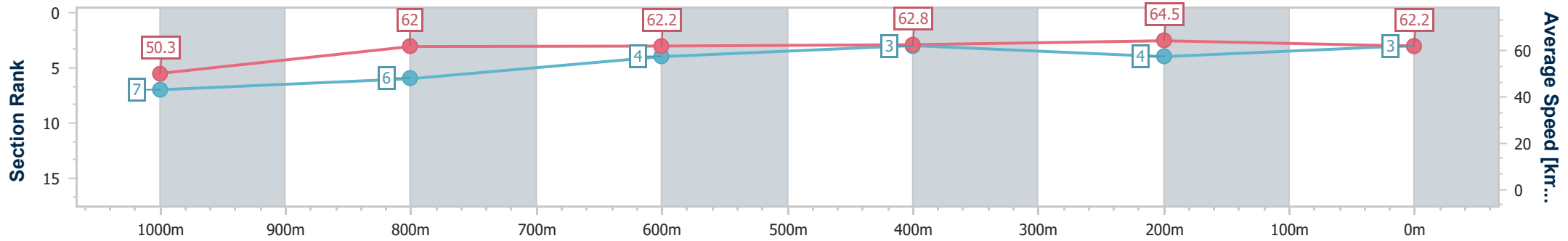


BRISBANE
 RACING CLUB

12 March 2025 - 12:28

Track Rating: Soft 7, Weather: Overcast, Rail Position: +10m Entire

Section	Overall	1000m	800m	600m	400m	200m
Section Times	1:11.58 [3] (0:14.34)	0:57.24 [7] (0:11.59)	0:45.65 [6] (0:11.52)	0:34.13 [4] (0:11.39)	0:22.74 [3] (0:11.15)	0:11.59 [4] (0:11.59)
Average Speed [km/h]	50.3	62.0	62.2	62.8	64.5	62.2
Top Speed [km/h]	63.0	63.5	63.4	65.2	65.1	63.9
Avg. Dist. to Rail [m]	1.8	0.5	1.5	1.1	0.8	0.5
Avg. Stride Freq. [Hz]	2.1	2.2	2.2	2.2	2.3	2.3
Avg. Stride Length [m]	6.7	7.9	7.8	7.9	8.0	7.6



- [] Ranking at each section and finish
- .-.- No data available at this section
- NA No data available



Horse/Jockey Name	Turn The Corner
Final Rank	4
Fastest Section Time (Section)	0:11.01 (400m)
Top Speed [km/h] (Section)	66.4 (400m)
Race State	Finished



Eagle Farm QLD Professional
 Race 3: XXXX SIDELINE BEER GARDEN 3 MAY Colts, Geldings
 & Entires Maiden Plate - 1200m

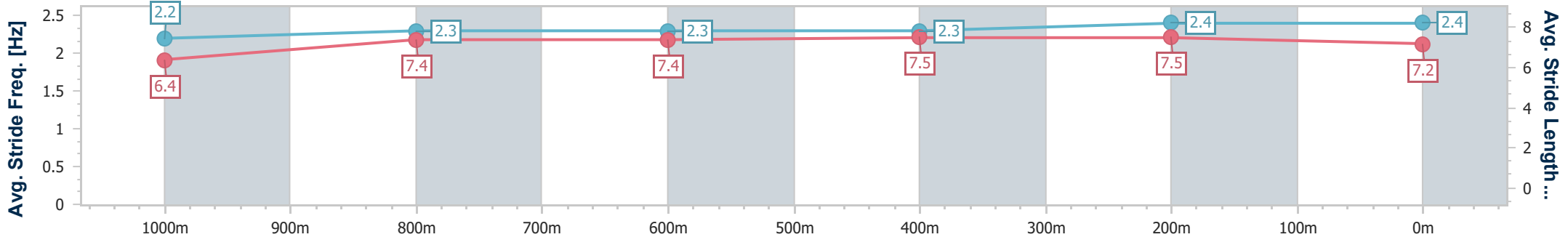
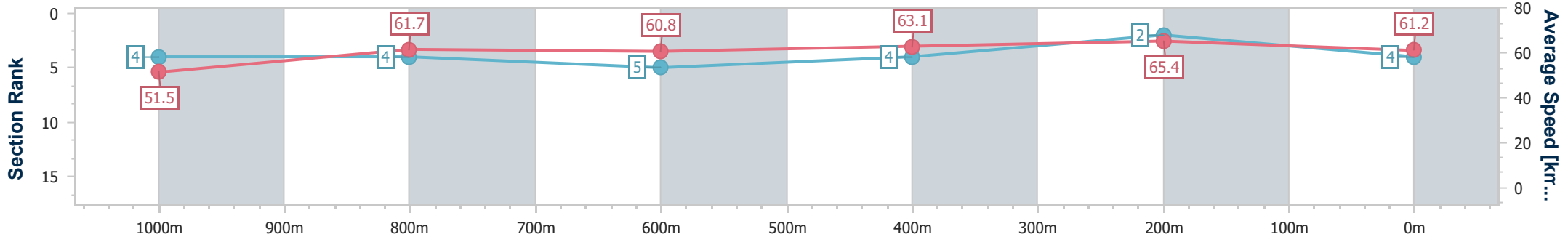


12 March 2025 - 12:28

BRISBANE
 RACING CLUB

Track Rating: Soft 7, Weather: Overcast, Rail Position: +10m Entire

Section	Overall	1000m	800m	600m	400m	200m
Section Times	1:11.70 [4] (0:13.95)	0:57.75 [4] (0:11.75)	0:46.00 [4] (0:11.80)	0:34.20 [5] (0:11.38)	0:22.82 [4] (0:11.01)	0:11.81 [2] (0:11.81)
Average Speed [km/h]	51.5	61.7	60.8	63.1	65.4	61.2
Top Speed [km/h]	65.6	63.9	62.7	65.8	66.4	64.3
Avg. Dist. to Rail [m]	5.0	0.5	0.3	0.7	0.7	2.9
Avg. Stride Freq. [Hz]	2.2	2.3	2.3	2.3	2.4	2.4
Avg. Stride Length [m]	6.4	7.4	7.4	7.5	7.5	7.2



- [] Ranking at each section and finish
- .-.- No data available at this section
- NA No data available



Horse/Jockey Name	Ruins Of Rome
Final Rank	5
Fastest Section Time (Section)	0:10.89 (400m)
Top Speed [km/h] (Section)	68.1 (400m)
Race State	Finished



Eagle Farm QLD Professional
 Race 3: XXXX SIDELINE BEER GARDEN 3 MAY Colts, Geldings
 & Entires Maiden Plate - 1200m

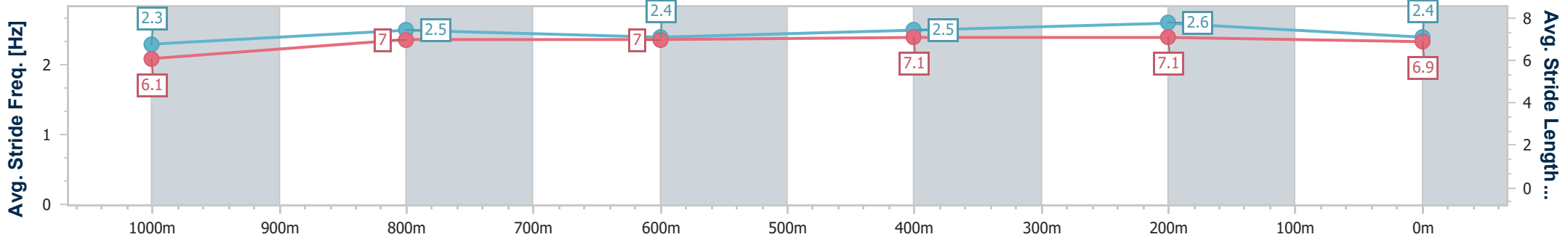
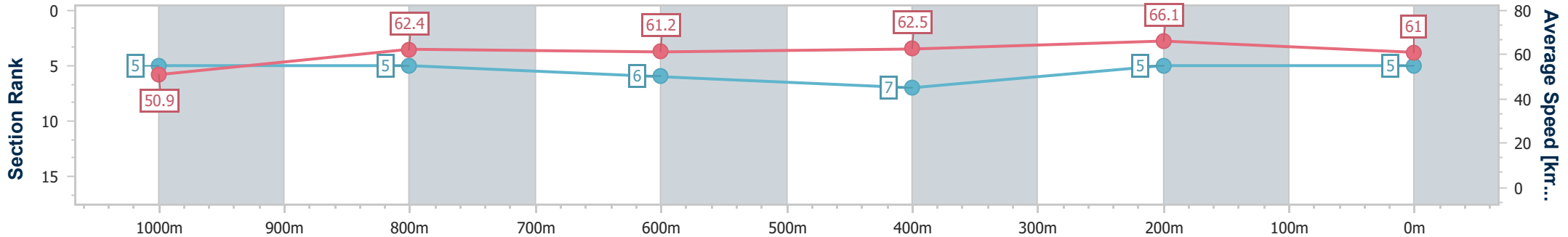
12 March 2025 - 12:28

Track Rating: Soft 7, Weather: Overcast, Rail Position: +10m Entire



BRISBANE
 RACING CLUB

Section	Overall	1000m	800m	600m	400m	200m
Section Times	1:11.83 [5] (0:14.16)	0:57.67 [5] (0:11.70)	0:45.97 [5] (0:11.80)	0:34.17 [6] (0:11.48)	0:22.69 [7] (0:10.89)	0:11.80 [5] (0:11.80)
Average Speed [km/h]	50.9	62.4	61.2	62.5	66.1	61.0
Top Speed [km/h]	65.9	66.0	63.5	65.4	68.1	64.0
Avg. Dist. to Rail [m]	4.3	2.3	1.2	0.4	1.3	4.1
Avg. Stride Freq. [Hz]	2.3	2.5	2.4	2.5	2.6	2.4
Avg. Stride Length [m]	6.1	7.0	7.0	7.1	7.1	6.9



- [] Ranking at each section and finish
- .-.- No data available at this section
- NA No data available



Horse/Jockey Name	Malotru
Final Rank	6
Fastest Section Time (Section)	0:11.10 (400m)
Top Speed [km/h] (Section)	66.4 (400m)
Race State	Finished



Eagle Farm QLD Professional
 Race 3: XXXX SIDELINE BEER GARDEN 3 MAY Colts, Geldings
 & Entires Maiden Plate - 1200m

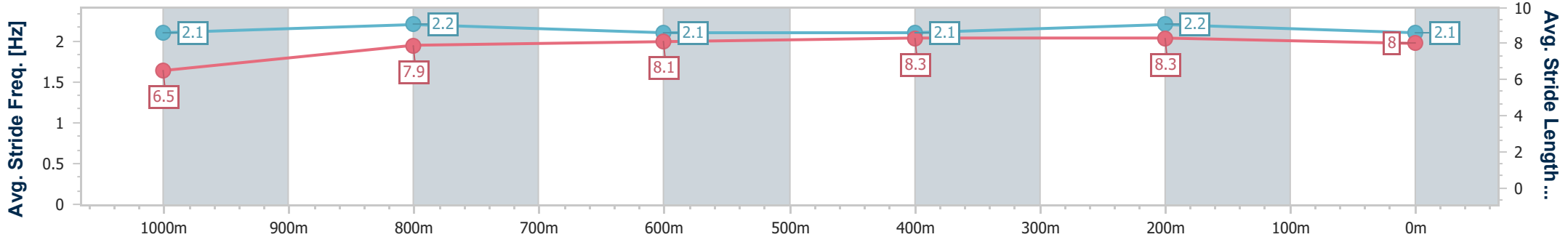
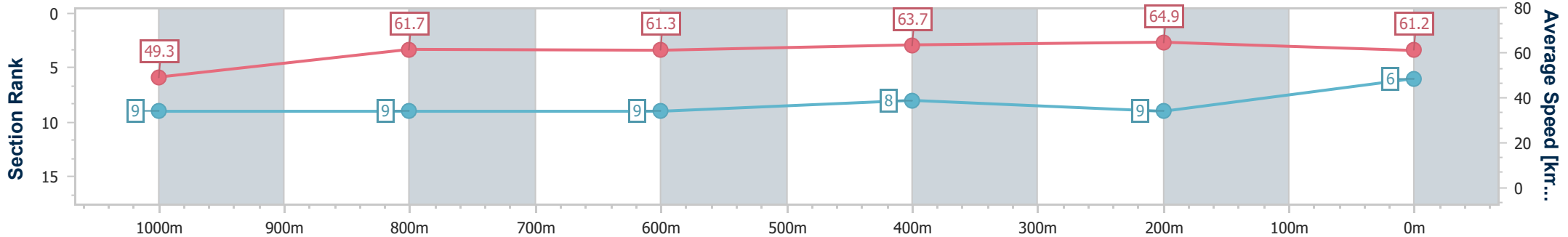


12 March 2025 - 12:28

BRISBANE RACING CLUB

Track Rating: Soft 7, Weather: Overcast, Rail Position: +10m Entire

Section	Overall	1000m	800m	600m	400m	200m
Section Times	1:12.09 [6] (0:14.62)	0:57.47 [9] (0:11.79)	0:45.68 [9] (0:11.66)	0:34.02 [9] (0:11.16)	0:22.86 [8] (0:11.10)	0:11.76 [9] (0:11.76)
Average Speed [km/h]	49.3	61.7	61.3	63.7	64.9	61.2
Top Speed [km/h]	61.0	63.4	63.3	66.1	66.4	63.3
Avg. Dist. to Rail [m]	4.4	1.5	0.8	2.6	1.8	0.8
Avg. Stride Freq. [Hz]	2.1	2.2	2.1	2.1	2.2	2.1
Avg. Stride Length [m]	6.5	7.9	8.1	8.3	8.3	8.0



- [] Ranking at each section and finish
- .-.- No data available at this section
- NA No data available



Horse/Jockey Name	No Brakes
Final Rank	7
Fastest Section Time (Section)	0:11.09 (400m)
Top Speed [km/h] (Section)	66.5 (400m)
Race State	Finished



Eagle Farm QLD Professional
Race 3: XXXX SIDELINE BEER GARDEN 3 MAY Colts, Geldings
& Entires Maiden Plate - 1200m

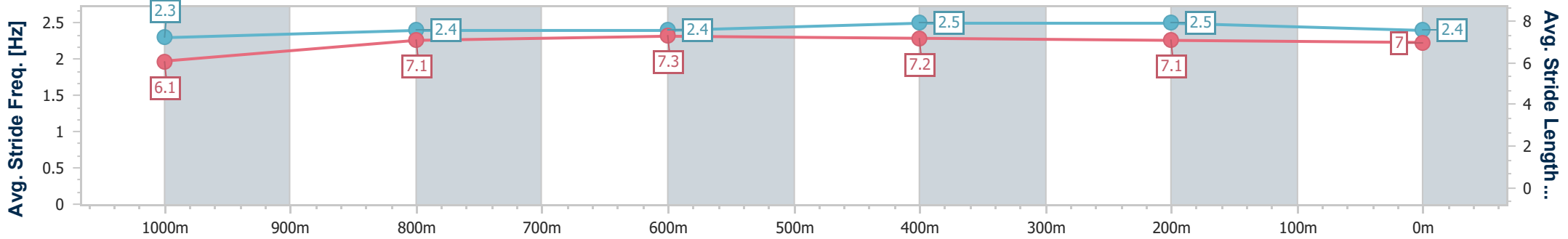
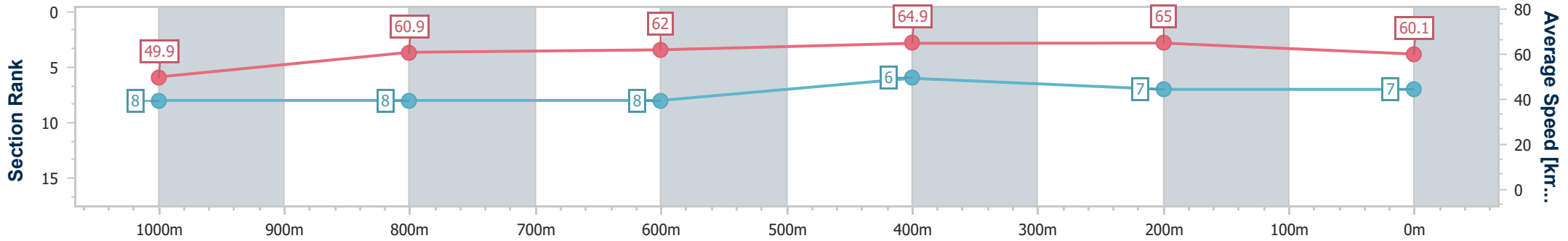
12 March 2025 - 12:28

Track Rating: Soft 7, Weather: Overcast, Rail Position: +10m Entire



BRISBANE
RACING CLUB

Section	Overall	1000m	800m	600m	400m	200m
Section Times	1:12.20 [7] (0:14.47)	0:57.73 [8] (0:11.93)	0:45.80 [8] (0:11.57)	0:34.23 [8] (0:11.14)	0:23.09 [6] (0:11.09)	0:12.00 [7] (0:12.00)
Average Speed [km/h]	49.9	60.9	62.0	64.9	65.0	60.1
Top Speed [km/h]	62.8	62.0	64.8	66.5	66.5	63.6
Avg. Dist. to Rail [m]	6.0	1.8	0.7	1.3	6.1	8.0
Avg. Stride Freq. [Hz]	2.3	2.4	2.4	2.5	2.5	2.4
Avg. Stride Length [m]	6.1	7.1	7.3	7.2	7.1	7.0



- [] Ranking at each section and finish
- .-.- No data available at this section
- NA No data available



Horse/Jockey Name	Pride Of Ice
Final Rank	8
Fastest Section Time (Section)	0:11.05 (400m)
Top Speed [km/h] (Section)	66.7 (400m)
Race State	Finished



Eagle Farm QLD Professional
 Race 3: XXXX SIDELINE BEER GARDEN 3 MAY Colts, Geldings
 & Entires Maiden Plate - 1200m

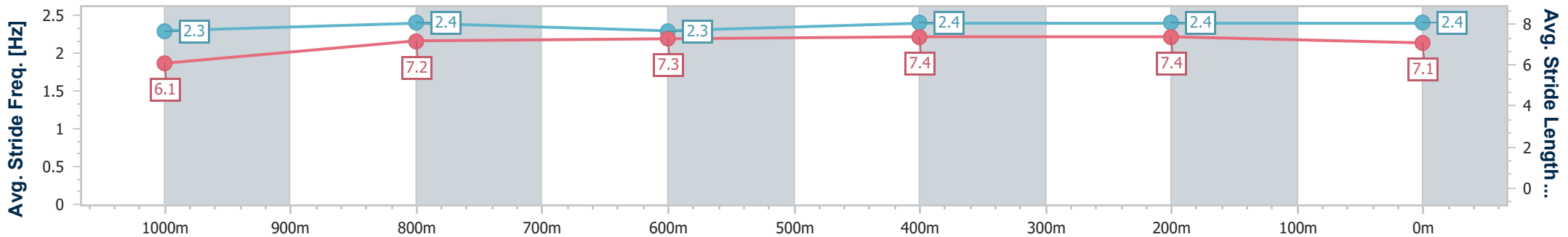
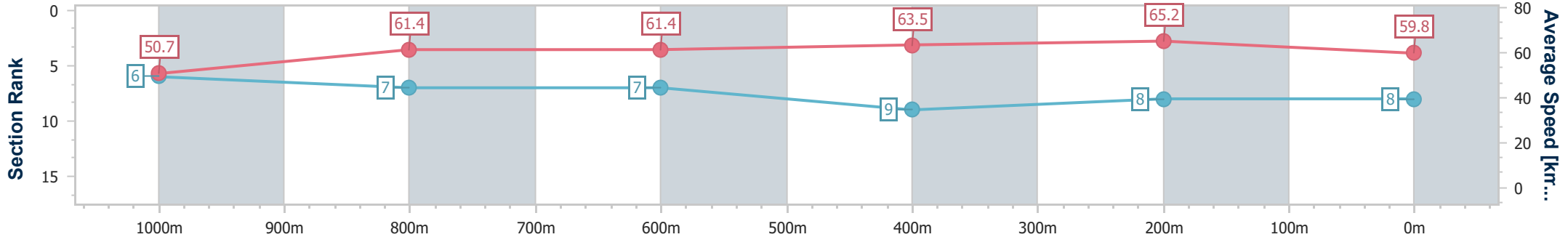


12 March 2025 - 12:28

BRISBANE
 RACING CLUB

Track Rating: Soft 7, Weather: Overcast, Rail Position: +10m Entire

Section	Overall	1000m	800m	600m	400m	200m
Section Times	1:12.32 [8] (0:14.26)	0:58.06 [6] (0:11.83)	0:46.23 [7] (0:11.78)	0:34.45 [7] (0:11.41)	0:23.04 [9] (0:11.05)	0:11.99 [8] (0:11.99)
Average Speed [km/h]	50.7	61.4	61.4	63.5	65.2	59.8
Top Speed [km/h]	63.5	63.2	64.0	66.3	66.7	63.1
Avg. Dist. to Rail [m]	2.0	1.9	1.3	0.8	1.9	3.1
Avg. Stride Freq. [Hz]	2.3	2.4	2.3	2.4	2.4	2.4
Avg. Stride Length [m]	6.1	7.2	7.3	7.4	7.4	7.1



- [] Ranking at each section and finish
- .-.- No data available at this section
- NA No data available



Horse/Jockey Name	Suspicious AI
Final Rank	9
Fastest Section Time (Section)	0:11.44 (600m)
Top Speed [km/h] (Section)	65.6 (Overall)
Race State	Finished



Eagle Farm QLD Professional
 Race 3: XXXX SIDELINE BEER GARDEN 3 MAY Colts, Geldings
 & Entires Maiden Plate - 1200m

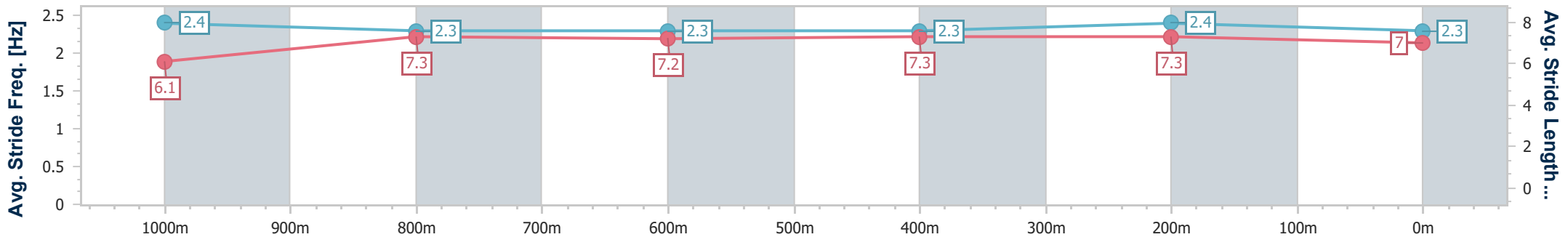
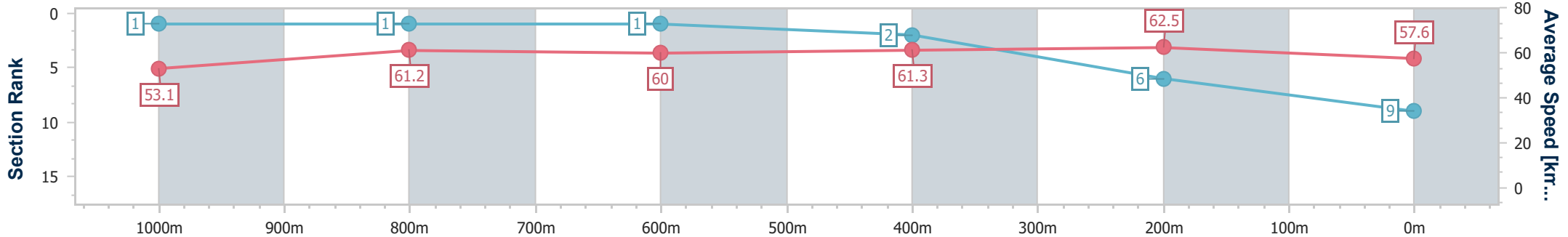


BRISBANE
 RACING CLUB

12 March 2025 - 12:28

Track Rating: Soft 7, Weather: Overcast, Rail Position: +10m Entire

Section	Overall	1000m	800m	600m	400m	200m
Section Times	1:12.54 [9] (0:13.56)	0:58.98 [1] (0:11.74)	0:47.24 [1] (0:11.80)	0:35.44 [1] (0:11.44)	0:24.00 [2] (0:11.50)	0:12.50 [6]
Average Speed [km/h]	53.1	61.2	60.0	61.3	62.5	57.6
Top Speed [km/h]	65.6	63.2	60.5	62.5	63.5	61.1
Avg. Dist. to Rail [m]	2.2	0.6	3.6	5.4	1.8	1.5
Avg. Stride Freq. [Hz]	2.4	2.3	2.3	2.3	2.4	2.3
Avg. Stride Length [m]	6.1	7.3	7.2	7.3	7.3	7.0



- [] Ranking at each section and finish
- .-.- No data available at this section
- NA No data available



Eagle Farm QLD Professional
Race 4: LADBROKES CALCUTTA & LUNCHEON 13 JUNE Class 1
Handicap - 1800m
12 March 2025 - 13:03



BRISBANE
RACING CLUB

Track Rating: Soft 7, Weather: Overcast, Rail Position: +10m Entire

Section														
Field Times	Overall	1600m	1400m	1200m	1000m	800m	600m	Last 600m						
	1:50.83 (0:14.04)	1:36.79 (0:11.50)	1:25.29 (0:11.93)	1:13.36 (0:12.40)	1:00.96 (0:13.05)	0:47.91 (0:12.72)	0:35.19 (0:11.97)	0:35.19						
Rank	TAB	Horse/Jockey	Barrier	Top Speed [km/h]	Fastest Section								Distance Travelled [m]	
1	4	FERINO Noel Callow	15	65.1 400m	0:11.21 400m	1:50.83 [1] (0:14.88)	1:35.95 [9] (0:11.85)	1:24.10 [9] (0:11.84)	1:12.26 [9] (0:12.20)	1:00.06 [8] (0:12.94)	0:47.12 [8] (0:12.59)	0:34.53 [7] (0:11.62)	0:34.53	
2	2	GUARDED OPTIMIST Michael Rodd	4	64.7 600m	0:11.31 400m	1:51.00 [2] (0:14.21)	1:36.79 [4] (0:11.71)	1:25.08 [5] (0:11.94)	1:13.14 [5] (0:12.58)	1:00.56 [5] (0:13.05)	0:47.51 [6] (0:12.70)	0:34.81 [6] (0:11.59)	0:34.81	-15
3	12	MAJESTIC ANGEL Tahlia Fenlon	6	64.3 400m	0:11.45 400m	1:51.39 [3] (0:14.34)	1:37.05 [6] (0:11.85)	1:25.20 [6] (0:12.02)	1:13.18 [7] (0:12.52)	1:00.66 [7] (0:12.98)	0:47.68 [7] (0:12.71)	0:34.97 [8] (0:11.62)	0:34.97	-14
4	13	SPANISH FIGHTER Taylor Marshall	14	64.4 400m	0:11.48 400m	1:51.54 [4] (0:14.67)	1:36.87 [8] (0:11.61)	1:25.26 [7] (0:11.84)	1:13.42 [6] (0:12.33)	1:01.09 [6] (0:12.90)	0:48.19 [5] (0:12.70)	0:35.49 [5] (0:11.70)	0:35.49	-14
5	9	ACES UP Tiffani Brooker	1	63.9 1600m	0:11.44 1600m	1:51.57 [5] (0:14.10)	1:37.47 [2] (0:11.44)	1:26.03 [1] (0:11.93)	1:14.10 [1] (0:12.40)	1:01.70 [1] (0:13.05)	0:48.65 [1] (0:12.72)	0:35.93 [1] (0:11.97)	0:35.93	-18
6	1	KALKANLI Boris Thornton	11	63.9 1600m	0:11.58 400m	1:51.58 [6] (0:14.16)	1:37.42 [3] (0:11.59)	1:25.83 [3] (0:11.74)	1:14.09 [2] (0:12.47)	1:01.62 [2] (0:13.09)	0:48.53 [2] (0:12.82)	0:35.71 [2] (0:11.90)	0:35.71	-11
7	10	THE DARK SIDE Mark Du Plessis	2	63.3 400m	0:11.55 1600m	1:51.62 [7] (0:14.32)	1:37.30 [5] (0:11.55)	1:25.75 [4] (0:11.87)	1:13.88 [4] (0:12.31)	1:01.57 [3] (0:13.10)	0:48.47 [3] (0:12.74)	0:35.73 [3] (0:11.84)	0:35.73	-16
8	5	AROUND THE BUOY Justin Huxtable	7	63.6 400m	0:11.52 400m	1:51.78 [8] (0:14.52)	1:37.26 [7] (0:11.96)	1:25.30 [8] (0:11.97)	1:13.33 [8] (0:12.45)	1:00.88 [9] (0:12.84)	0:48.04 [9] (0:12.70)	0:35.34 [9] (0:11.54)	0:35.34	-17
9	6	JUSTICE SERVED Justin Stanley	9	64.0 1600m	0:11.56 1600m	1:53.32 [9] (0:14.04)	1:39.28 [1] (0:11.56)	1:27.72 [2] (0:11.92)	1:15.80 [3] (0:12.63)	1:03.17 [4] (0:13.01)	0:50.16 [4] (0:12.82)	0:37.34 [4] (0:11.96)	0:37.34	-11

Scratched: Kayleen's Profit (#7), Biker (#8), Twinkle Time (#15), Cherry Lips (#16), The Khan (#11), Khant Quit (#3), Wandilla (#14)

[] Ranking at each section and finish
 -:-:- No data available at this section
 NA No data available

SCN Saddle cloth number
 DNF Did not finish
 DNT Did not track



Eagle Farm QLD Professional
Race 4: LADBROKES CALCUTTA & LUNCHEON 13 JUNE Class 1
Handicap - 1800m
12 March 2025 - 13:03



Track Rating: Soft 7, Weather: Overcast, Rail Position: +10m Entire

Section			400m	200m			Last 600m			
Field Times			0:23.22 (0:11.48)	0:11.74 (0:11.74)			0:35.19			
Rank	TAB	Horse/Jockey	Barrier	Top Speed [km/h]	Fastest Section		Margin		Distance Travelled [m]	
1	4	FERINO Noel Callow	15	65.1 400m	0:11.21 400m	0:22.91 [6] (0:11.21)	0:11.70 [2] (0:11.70)	1:50.83	0:34.53	
2	2	GUARDED OPTIMIST Michael Rodd	4	64.7 600m	0:11.31 400m	0:23.22 [5] (0:11.31)	0:11.91 [1] (0:11.91)	0.99L	0:34.81	-15
3	12	MAJESTIC ANGEL Tahlia Fenlon	6	64.3 400m	0:11.45 400m	0:23.35 [9] (0:11.45)	0:11.90 [7] (0:11.90)	3.28L	0:34.97	-14
4	13	SPANISH FIGHTER Taylor Marshall	14	64.4 400m	0:11.48 400m	0:23.79 [3] (0:11.48)	0:12.31 [3] (0:12.31)	4.19L	0:35.49	-14
5	9	ACES UP Tiffani Brooker	1	63.9 1600m	0:11.44 1600m	0:23.96 [1] (0:11.67)	0:12.29 [4] (0:12.29)	4.37L	0:35.93	-18
6	1	KALKANLI Boris Thornton	11	63.9 1600m	0:11.58 400m	0:23.81 [4] (0:11.58)	0:12.23 [5] (0:12.23)	4.4L	0:35.71	-11
7	10	THE DARK SIDE Mark Du Plessis	2	63.3 400m	0:11.55 1600m	0:23.89 [2] (0:11.73)	0:12.16 [6] (0:12.16)	4.68L	0:35.73	-16
8	5	AROUND THE BUOY Justin Huxtable	7	63.6 400m	0:11.52 400m	0:23.80 [8] (0:11.52)	0:12.28 [8] (0:12.28)	5.62L	0:35.34	-17
9	6	JUSTICE SERVED Justin Stanley	9	64.0 1600m	0:11.56 1600m	0:25.38 [7] (0:11.91)	0:13.47 [9] (0:13.47)	14.67L	0:37.34	-11

Scratched: Kayleen's Profit (#7), Biker (#8), Twinkle Time (#15), Cherry Lips (#16), The Khan (#11), Khant Quit (#3), Wandilla (#14)

[] Ranking at each section and finish
 -:-:- No data available at this section
 NA No data available

SCN Saddle cloth number
 DNF Did not finish
 DNT Did not track



Horse/Jockey Name	Ferino
Final Rank	1
Fastest Section Time (Section)	0:11.21 (400m)
Top Speed [km/h] (Section)	65.1 (400m)
Race State	Finished

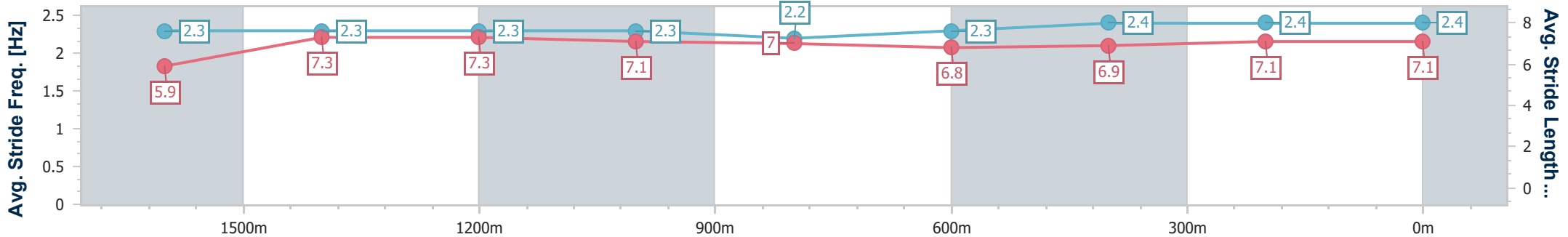
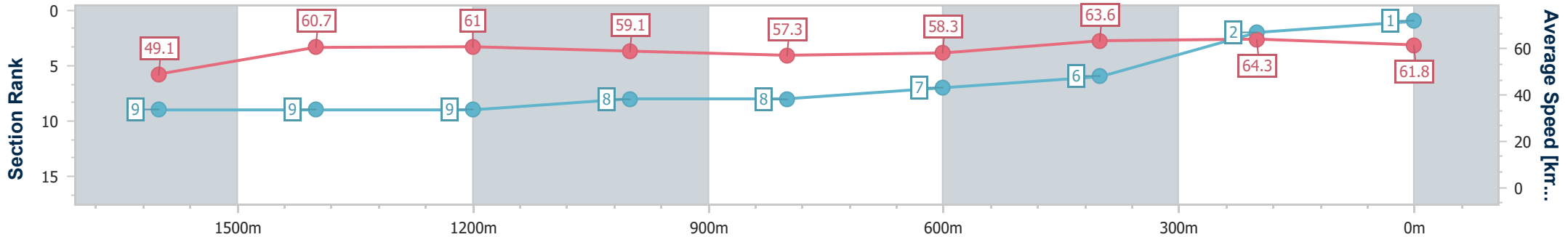


Eagle Farm QLD Professional
 Race 4: LADBROKES CALCUTTA & LUNCHEON 13 JUNE Class
 1 Handicap - 1800m
 12 March 2025 - 13:03
 Track Rating: Soft 7, Weather: Overcast, Rail Position: +10m Entire



BRISBANE
RACING CLUB

Section	Overall	1600m	1400m	1200m	1000m	800m	600m	400m	200m
Section Times	1:50.83 [1] (0:14.88)	1:35.95 [9] (0:11.85)	1:24.10 [9] (0:11.84)	1:12.26 [9] (0:12.20)	1:00.06 [8] (0:12.94)	0:47.12 [8] (0:12.59)	0:34.53 [7] (0:11.62)	0:22.91 [6] (0:11.21)	0:11.70 [2] (0:11.70)
Average Speed [km/h]	49.1	60.7	61.0	59.1	57.3	58.3	63.6	64.3	61.8
Top Speed [km/h]	59.4	61.7	61.8	61.0	58.5	60.4	64.8	65.1	63.9
Avg. Dist. to Rail [m]	6.4	0.2	0.6	3.1	4.8	5.6	5.4	8.5	7.9
Avg. Stride Freq. [Hz]	2.3	2.3	2.3	2.3	2.2	2.3	2.4	2.4	2.4
Avg. Stride Length [m]	5.9	7.3	7.3	7.1	7.0	6.8	6.9	7.1	7.1



- [] Ranking at each section and finish
- .-.- No data available at this section
- NA No data available



Horse/Jockey Name	Guarded Optimist
Final Rank	2
Fastest Section Time (Section)	0:11.31 (400m)
Top Speed [km/h] (Section)	64.7 (600m)
Race State	Finished

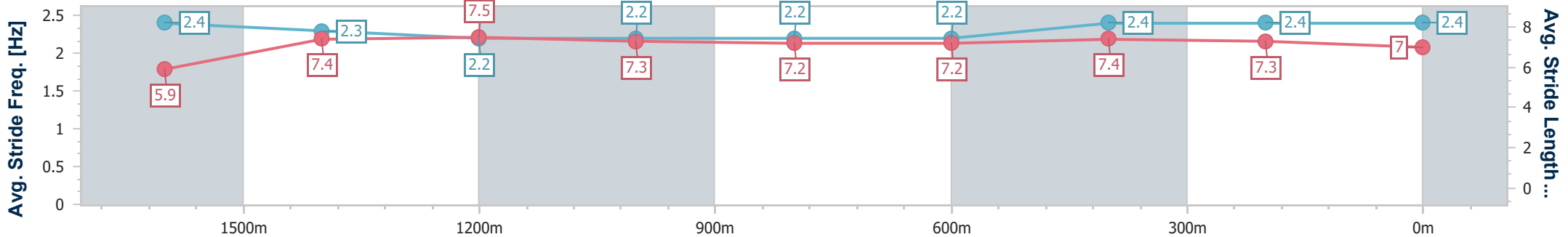
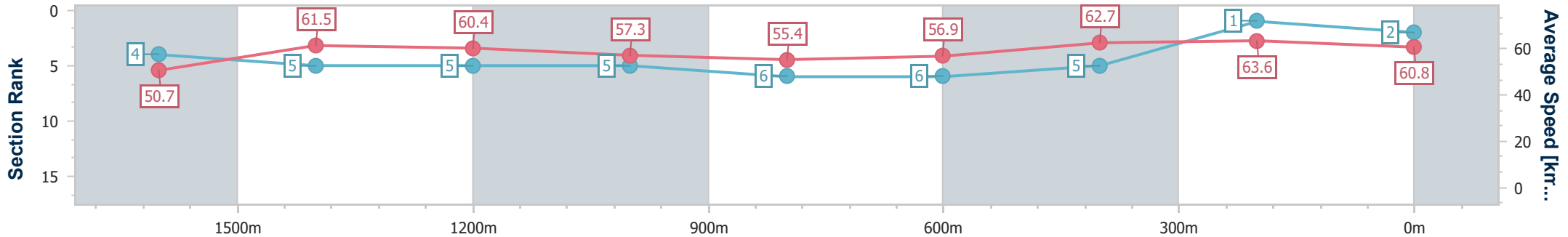


Eagle Farm QLD Professional
 Race 4: LADBROKES CALCUTTA & LUNCHEON 13 JUNE Class
 1 Handicap - 1800m
 12 March 2025 - 13:03
 Track Rating: Soft 7, Weather: Overcast, Rail Position: +10m Entire



BRISBANE
 RACING CLUB

Section	Overall	1600m	1400m	1200m	1000m	800m	600m	400m	200m
Section Times	1:51.00 [2] (0:14.21)	1:36.79 [4] (0:11.71)	1:25.08 [5] (0:11.94)	1:13.14 [5] (0:12.58)	1:00.56 [5] (0:13.05)	0:47.51 [6] (0:12.70)	0:34.81 [6] (0:11.59)	0:23.22 [5] (0:11.31)	0:11.91 [1] (0:11.91)
Average Speed [km/h]	50.7	61.5	60.4	57.3	55.4	56.9	62.7	63.6	60.8
Top Speed [km/h]	61.8	62.5	61.4	60.2	55.9	60.0	64.7	64.6	62.9
Avg. Dist. to Rail [m]	2.5	0.3	1.0	1.6	1.0	0.6	1.6	3.7	3.6
Avg. Stride Freq. [Hz]	2.4	2.3	2.2	2.2	2.2	2.2	2.4	2.4	2.4
Avg. Stride Length [m]	5.9	7.4	7.5	7.3	7.2	7.2	7.4	7.3	7.0



- [] Ranking at each section and finish
- .-.- No data available at this section
- NA No data available



Horse/Jockey Name	Majestic Angel
Final Rank	3
Fastest Section Time (Section)	0:11.45 (400m)
Top Speed [km/h] (Section)	64.3 (400m)
Race State	Finished

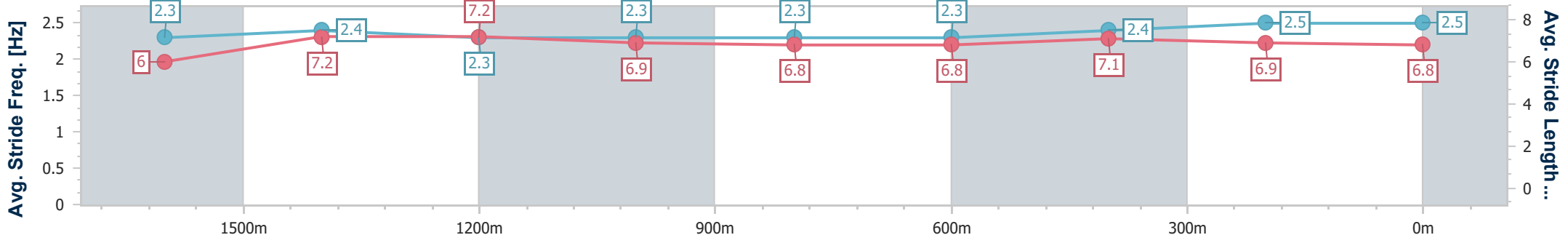
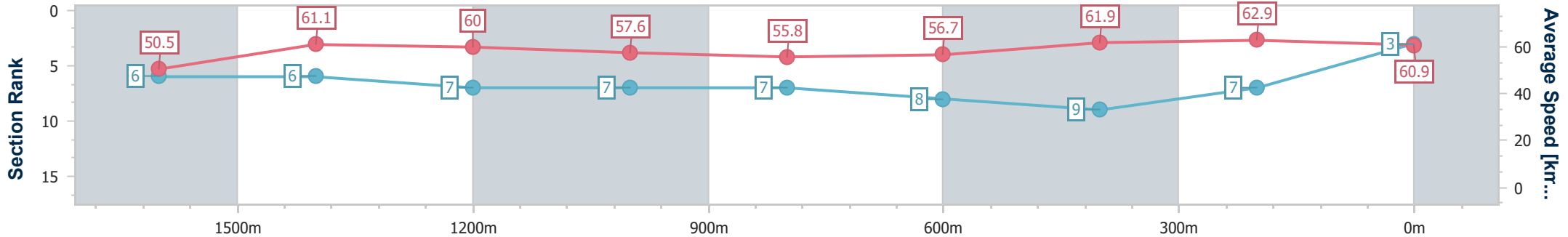


Eagle Farm QLD Professional
 Race 4: LADBROKES CALCUTTA & LUNCHEON 13 JUNE Class
 1 Handicap - 1800m
 12 March 2025 - 13:03
 Track Rating: Soft 7, Weather: Overcast, Rail Position: +10m Entire



BRISBANE
 RACING CLUB

Section	Overall	1600m	1400m	1200m	1000m	800m	600m	400m	200m
Section Times	1:51.39 [3] (0:14.34)	1:37.05 [6] (0:11.85)	1:25.20 [6] (0:12.02)	1:13.18 [7] (0:12.52)	1:00.66 [7] (0:12.98)	0:47.68 [7] (0:12.71)	0:34.97 [8] (0:11.62)	0:23.35 [9] (0:11.45)	0:11.90 [7] (0:11.90)
Average Speed [km/h]	50.5	61.1	60.0	57.6	55.8	56.7	61.9	62.9	60.9
Top Speed [km/h]	60.3	62.9	61.8	61.5	57.1	59.6	64.2	64.3	62.8
Avg. Dist. to Rail [m]	3.7	1.7	1.8	1.8	1.0	0.3	1.0	4.2	5.1
Avg. Stride Freq. [Hz]	2.3	2.4	2.3	2.3	2.3	2.3	2.4	2.5	2.5
Avg. Stride Length [m]	6.0	7.2	7.2	6.9	6.8	6.8	7.1	6.9	6.8



- [] Ranking at each section and finish
- .-.- No data available at this section
- NA No data available



Horse/Jockey Name	Spanish Fighter
Final Rank	4
Fastest Section Time (Section)	0:11.48 (400m)
Top Speed [km/h] (Section)	64.4 (400m)
Race State	Finished

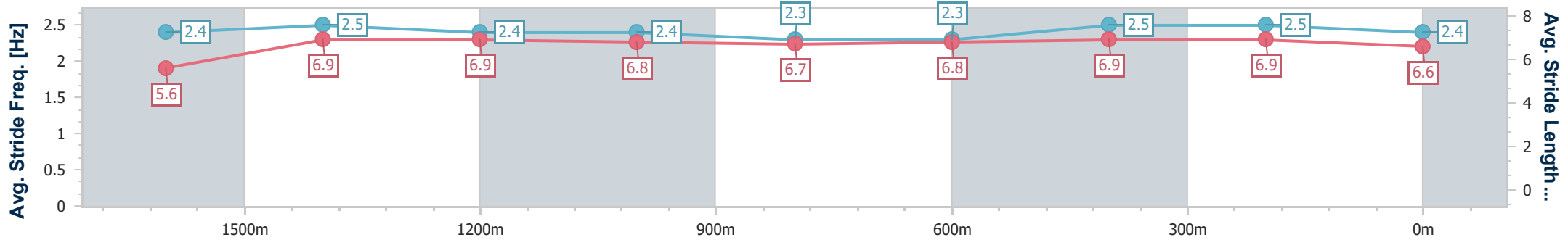
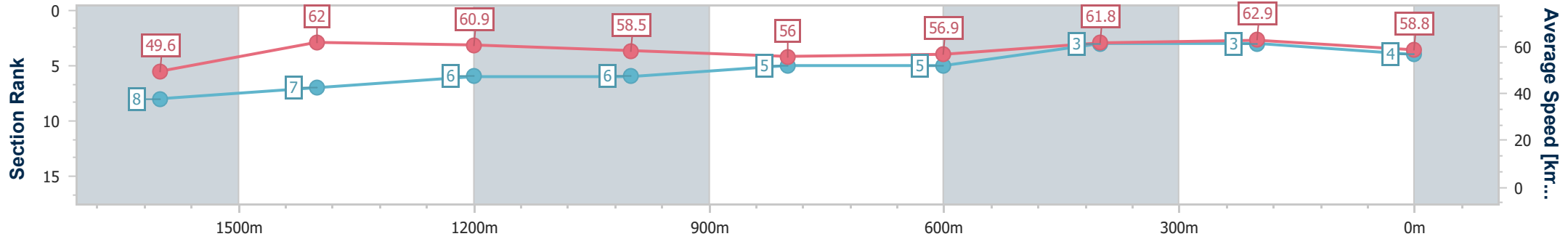


Eagle Farm QLD Professional
 Race 4: LADBROKES CALCUTTA & LUNCHEON 13 JUNE Class
 1 Handicap - 1800m
 12 March 2025 - 13:03
 Track Rating: Soft 7, Weather: Overcast, Rail Position: +10m Entire



BRISBANE
 RACING CLUB

Section	Overall	1600m	1400m	1200m	1000m	800m	600m	400m	200m
Section Times	1:51.54 [4] (0:14.67)	1:36.87 [8] (0:11.61)	1:25.26 [7] (0:11.84)	1:13.42 [6] (0:12.33)	1:01.09 [6] (0:12.90)	0:48.19 [5] (0:12.70)	0:35.49 [5] (0:11.70)	0:23.79 [3] (0:11.48)	0:12.31 [3] (0:12.31)
Average Speed [km/h]	49.6	62.0	60.9	58.5	56.0	56.9	61.8	62.9	58.8
Top Speed [km/h]	60.1	63.6	61.8	61.0	57.0	60.4	64.2	64.4	60.1
Avg. Dist. to Rail [m]	5.6	0.2	0.7	1.1	1.0	0.6	1.3	3.2	1.2
Avg. Stride Freq. [Hz]	2.4	2.5	2.4	2.4	2.3	2.3	2.5	2.5	2.4
Avg. Stride Length [m]	5.6	6.9	6.9	6.8	6.7	6.8	6.9	6.9	6.6



- [] Ranking at each section and finish
- .-.- No data available at this section
- NA No data available



Horse/Jockey Name	Aces Up
Final Rank	5
Fastest Section Time (Section)	0:11.44 (1600m)
Top Speed [km/h] (Section)	63.9 (1600m)
Race State	Finished

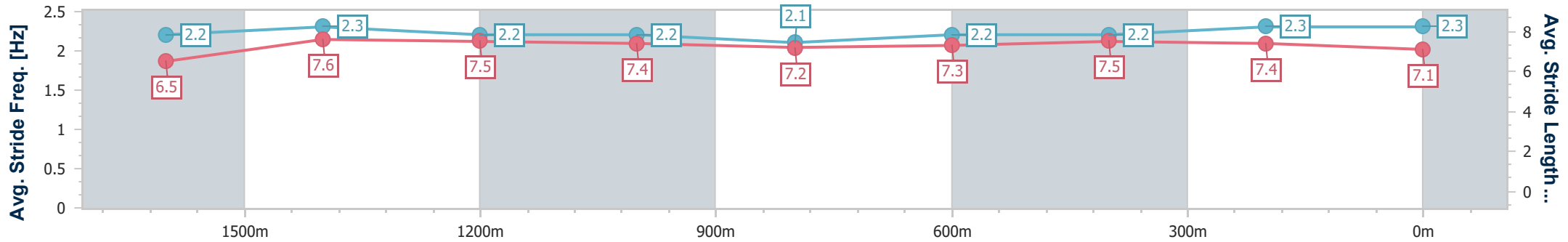
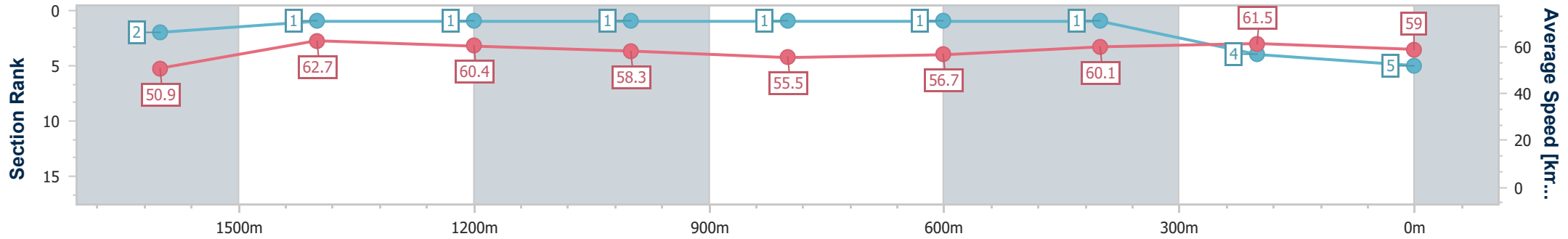


Eagle Farm QLD Professional
 Race 4: LADBROKES CALCUTTA & LUNCHEON 13 JUNE Class
 1 Handicap - 1800m
 12 March 2025 - 13:03
 Track Rating: Soft 7, Weather: Overcast, Rail Position: +10m Entire



BRISBANE
 RACING CLUB

Section	Overall	1600m	1400m	1200m	1000m	800m	600m	400m	200m
Section Times	1:51.57 [5] (0:14.10)	1:37.47 [2] (0:11.44)	1:26.03 [1] (0:11.93)	1:14.10 [1] (0:12.40)	1:01.70 [1] (0:13.05)	0:48.65 [1] (0:12.72)	0:35.93 [1] (0:11.97)	0:23.96 [1] (0:11.67)	0:12.29 [4] (0:12.29)
Average Speed [km/h]	50.9	62.7	60.4	58.3	55.5	56.7	60.1	61.5	59.0
Top Speed [km/h]	62.2	63.9	61.9	61.7	56.0	59.1	61.9	62.7	60.7
Avg. Dist. to Rail [m]	1.9	0.5	0.3	0.8	1.1	0.3	0.5	0.5	0.9
Avg. Stride Freq. [Hz]	2.2	2.3	2.2	2.2	2.1	2.2	2.2	2.3	2.3
Avg. Stride Length [m]	6.5	7.6	7.5	7.4	7.2	7.3	7.5	7.4	7.1



- [] Ranking at each section and finish
- .-.- No data available at this section
- NA No data available



Horse/Jockey Name	Kalkanli
Final Rank	6
Fastest Section Time (Section)	0:11.58 (400m)
Top Speed [km/h] (Section)	63.9 (1600m)
Race State	Finished

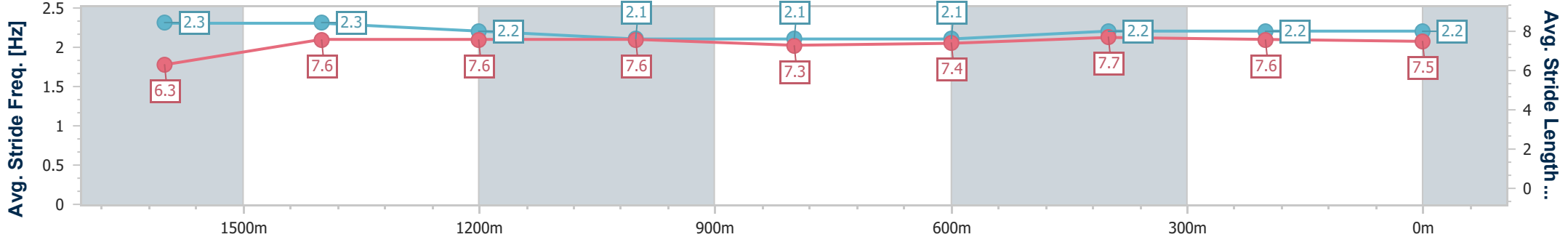
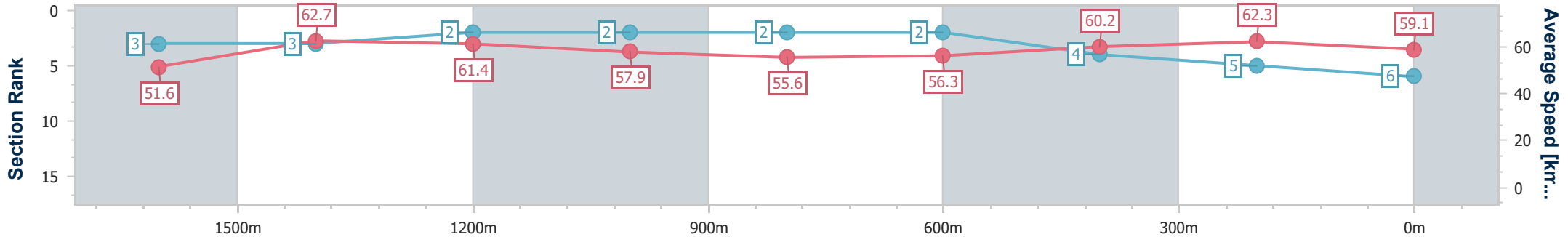


Eagle Farm QLD Professional
 Race 4: LADBROKES CALCUTTA & LUNCHEON 13 JUNE Class
 1 Handicap - 1800m
 12 March 2025 - 13:03
 Track Rating: Soft 7, Weather: Overcast, Rail Position: +10m Entire



BRISBANE
 RACING CLUB

Section	Overall	1600m	1400m	1200m	1000m	800m	600m	400m	200m
Section Times	1:51.58 [6] (0:14.16)	1:37.42 [3] (0:11.59)	1:25.83 [3] (0:11.74)	1:14.09 [2] (0:12.47)	1:01.62 [2] (0:13.09)	0:48.53 [2] (0:12.82)	0:35.71 [2] (0:11.90)	0:23.81 [4] (0:11.58)	0:12.23 [5] (0:12.23)
Average Speed [km/h]	51.6	62.7	61.4	57.9	55.6	56.3	60.2	62.3	59.1
Top Speed [km/h]	63.9	63.9	62.7	61.5	56.1	59.0	62.8	63.3	61.0
Avg. Dist. to Rail [m]	5.8	2.3	3.1	2.7	1.7	0.9	0.4	0.3	0.3
Avg. Stride Freq. [Hz]	2.3	2.3	2.2	2.1	2.1	2.1	2.2	2.2	2.2
Avg. Stride Length [m]	6.3	7.6	7.6	7.6	7.3	7.4	7.7	7.6	7.5



- [] Ranking at each section and finish
- .-.- No data available at this section
- NA No data available



Horse/Jockey Name	The Dark Side
Final Rank	7
Fastest Section Time (Section)	0:11.55 (1600m)
Top Speed [km/h] (Section)	63.3 (400m)
Race State	Finished

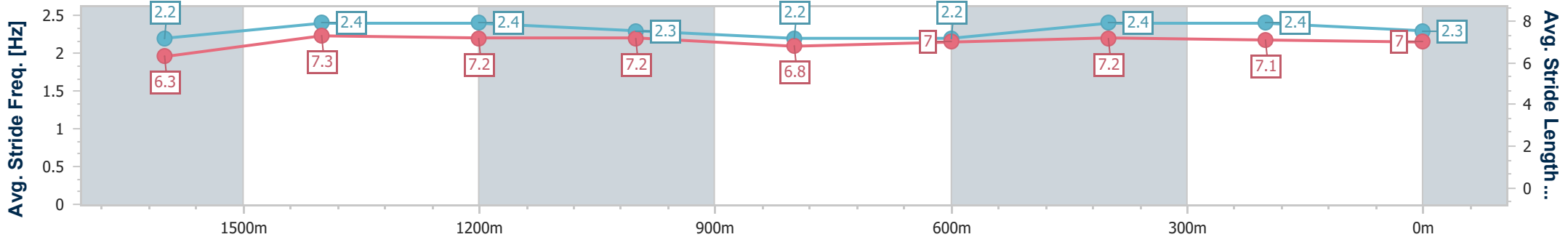
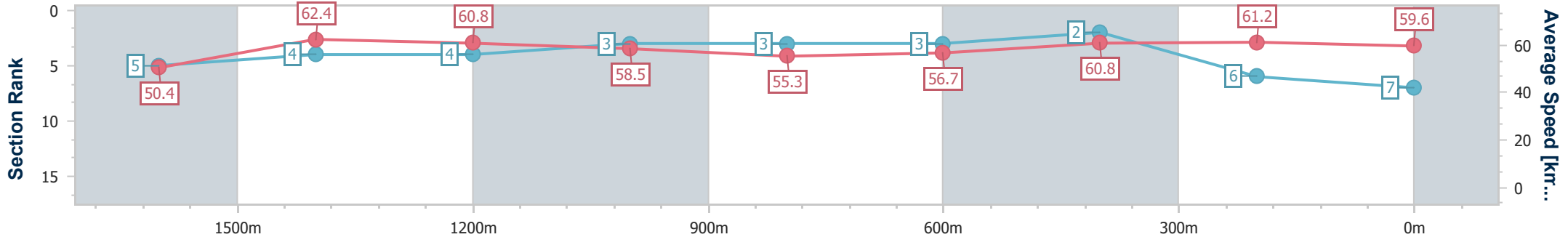


Eagle Farm QLD Professional
 Race 4: LADBROKES CALCUTTA & LUNCHEON 13 JUNE Class
 1 Handicap - 1800m
 12 March 2025 - 13:03
 Track Rating: Soft 7, Weather: Overcast, Rail Position: +10m Entire



BRISBANE
RACING CLUB

Section	Overall	1600m	1400m	1200m	1000m	800m	600m	400m	200m
Section Times	1:51.62 [7] (0:14.32)	1:37.30 [5] (0:11.55)	1:25.75 [4] (0:11.87)	1:13.88 [4] (0:12.31)	1:01.57 [3] (0:13.10)	0:48.47 [3] (0:12.74)	0:35.73 [3] (0:11.84)	0:23.89 [2] (0:11.73)	0:12.16 [6] (0:12.16)
Average Speed [km/h]	50.4	62.4	60.8	58.5	55.3	56.7	60.8	61.2	59.6
Top Speed [km/h]	62.5	62.9	62.9	60.2	56.2	60.0	62.5	63.3	60.8
Avg. Dist. to Rail [m]	2.0	0.6	1.0	1.5	1.4	0.5	0.4	0.4	1.8
Avg. Stride Freq. [Hz]	2.2	2.4	2.4	2.3	2.2	2.2	2.4	2.4	2.3
Avg. Stride Length [m]	6.3	7.3	7.2	7.2	6.8	7.0	7.2	7.1	7.0



- [] Ranking at each section and finish
- .-.- No data available at this section
- NA No data available



Horse/Jockey Name	Around The Buoy
Final Rank	8
Fastest Section Time (Section)	0:11.52 (400m)
Top Speed [km/h] (Section)	63.6 (400m)
Race State	Finished

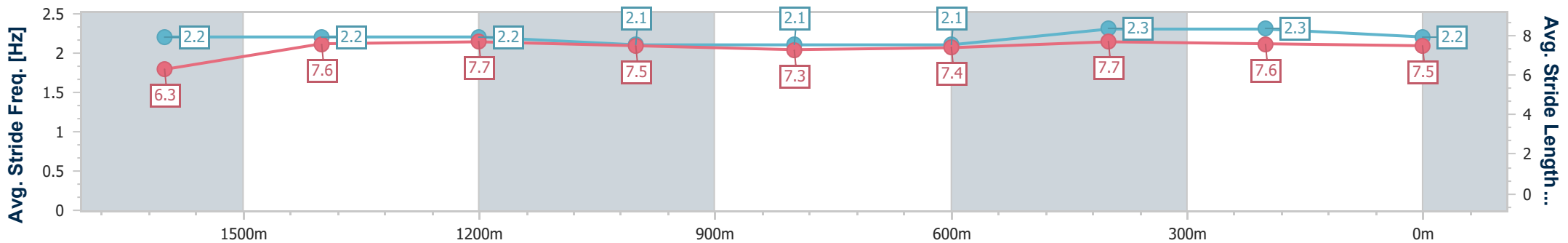
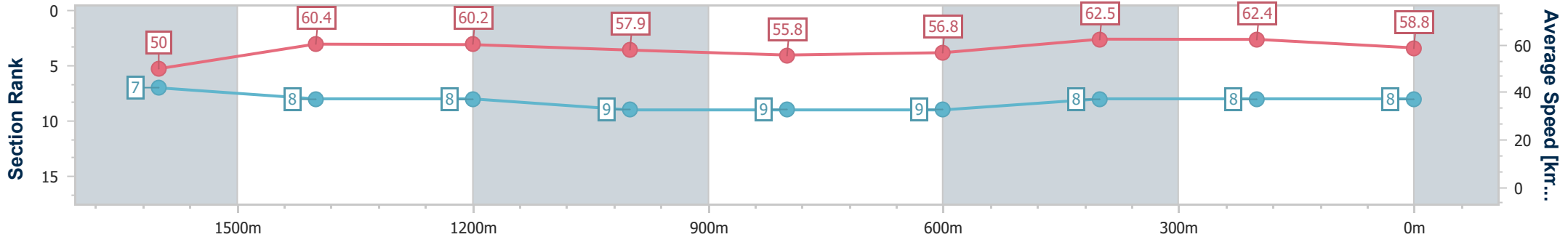


Eagle Farm QLD Professional
 Race 4: LADBROKES CALCUTTA & LUNCHEON 13 JUNE Class
 1 Handicap - 1800m
 12 March 2025 - 13:03
 Track Rating: Soft 7, Weather: Overcast, Rail Position: +10m Entire



BRISBANE
 RACING CLUB

Section	Overall	1600m	1400m	1200m	1000m	800m	600m	400m	200m
Section Times	1:51.78 [8] (0:14.52)	1:37.26 [7] (0:11.96)	1:25.30 [8] (0:11.97)	1:13.33 [8] (0:12.45)	1:00.88 [9] (0:12.84)	0:48.04 [9] (0:12.70)	0:35.34 [9] (0:11.54)	0:23.80 [8] (0:11.52)	0:12.28 [8] (0:12.28)
Average Speed [km/h]	50.0	60.4	60.2	57.9	55.8	56.8	62.5	62.4	58.8
Top Speed [km/h]	59.7	61.8	61.1	60.1	56.9	59.3	63.6	63.6	61.2
Avg. Dist. to Rail [m]	3.8	0.9	0.7	0.3	0.3	0.2	0.2	0.1	0.2
Avg. Stride Freq. [Hz]	2.2	2.2	2.2	2.1	2.1	2.1	2.3	2.3	2.2
Avg. Stride Length [m]	6.3	7.6	7.7	7.5	7.3	7.4	7.7	7.6	7.5



- [] Ranking at each section and finish
- .-.- No data available at this section
- NA No data available



Horse/Jockey Name	Justice Served
Final Rank	9
Fastest Section Time (Section)	0:11.56 (1600m)
Top Speed [km/h] (Section)	64.0 (1600m)
Race State	Finished

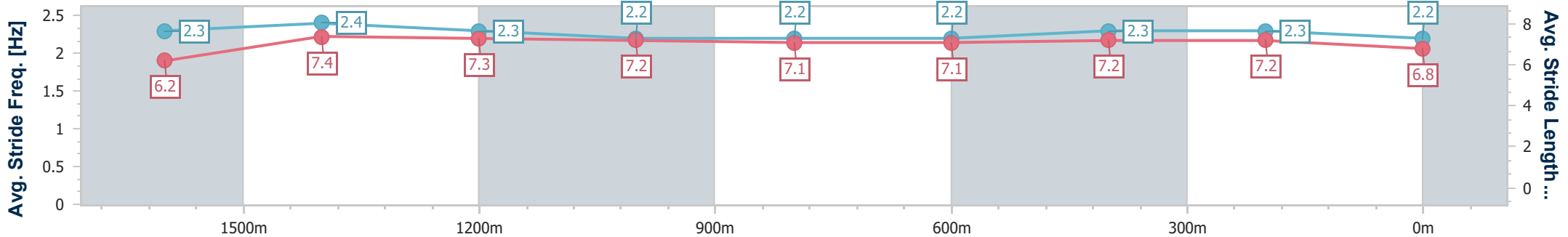
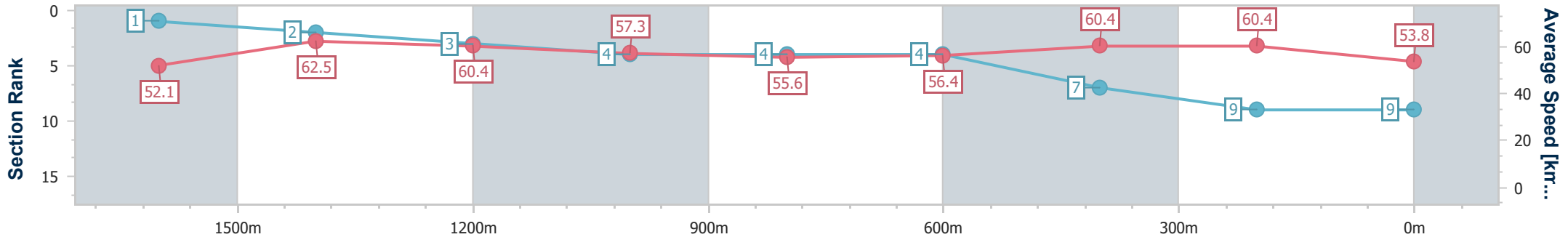


Eagle Farm QLD Professional
 Race 4: LADBROKES CALCUTTA & LUNCHEON 13 JUNE Class
 1 Handicap - 1800m
 12 March 2025 - 13:03
 Track Rating: Soft 7, Weather: Overcast, Rail Position: +10m Entire



BRISBANE
 RACING CLUB

Section	Overall	1600m	1400m	1200m	1000m	800m	600m	400m	200m
Section Times	1:53.32 [9] (0:14.04)	1:39.28 [1] (0:11.56)	1:27.72 [2] (0:11.92)	1:15.80 [3] (0:12.63)	1:03.17 [4] (0:13.01)	0:50.16 [4] (0:12.82)	0:37.34 [4] (0:11.96)	0:25.38 [7] (0:11.91)	0:13.47 [9] (0:13.47)
Average Speed [km/h]	52.1	62.5	60.4	57.3	55.6	56.4	60.4	60.4	53.8
Top Speed [km/h]	63.7	64.0	61.3	60.0	56.4	58.9	61.5	61.5	58.8
Avg. Dist. to Rail [m]	5.7	1.3	1.1	1.6	1.4	1.2	0.8	2.3	2.7
Avg. Stride Freq. [Hz]	2.3	2.4	2.3	2.2	2.2	2.2	2.3	2.3	2.2
Avg. Stride Length [m]	6.2	7.4	7.3	7.2	7.1	7.1	7.2	7.2	6.8



- [] Ranking at each section and finish
- .-.- No data available at this section
- NA No data available



Eagle Farm QLD Professional

Race 5: GALLOPERS SPORTS CLUB Class 3 Plate - 1400m

12 March 2025 - 13:38



BRISBANE
RACING CLUB

Track Rating: Soft 7, Weather: Overcast, Rail Position: +10m Entire

Section		Overall	1200m	1000m	800m	600m	400m	Last 600m				
Field Times		1:23.48 (0:14.01)	1:09.47 (0:11.45)	0:58.02 (0:11.74)	0:46.28 (0:11.77)	0:34.51 (0:11.46)	0:23.05 (0:11.13)	0:34.51				
Rank	TAB Horse/Jockey	Barrier	Top Speed [km/h]	Fastest Section	Distance Travelled [m]							
1	8 VORACIOUS Angela Jones	3	66.8 Overall	0:11.13 400m	1:23.48 [1] (0:14.01)	1:09.47 [1] (0:11.45)	0:58.02 [1] (0:11.74)	0:46.28 [1] (0:11.77)	0:34.51 [1] (0:11.46)	0:23.05 [1] (0:11.13)	0:34.51	
2	7 VALANTINO ROC Dan McGillivray	10	66.1 400m	0:11.13 400m	1:24.01 [2] (0:14.36)	1:09.65 [3] (0:11.64)	0:58.01 [3] (0:11.71)	0:46.30 [4] (0:11.78)	0:34.52 [4] (0:11.34)	0:23.18 [4] (0:11.13)	0:34.52 +0	
3	3 ALLHALLOWTIDE Ryan Maloney	4	64.9 400m	0:11.32 400m	1:24.26 [3] (0:14.42)	1:09.84 [4] (0:11.62)	0:58.22 [4] (0:11.65)	0:46.57 [3] (0:11.65)	0:34.92 [3] (0:11.40)	0:23.52 [2] (0:11.32)	0:34.92 -2	
4	6 TAREX Bailey Wheeler	11	64.8 400m	0:11.27 400m	1:24.33 [4] (0:14.16)	1:10.17 [2] (0:11.53)	0:58.64 [2] (0:11.75)	0:46.89 [2] (0:11.80)	0:35.09 [2] (0:11.55)	0:23.54 [3] (0:11.27)	0:35.09 +2	
5	9 CARTWHEELS Boris Thornton	8	65.9 400m	0:11.21 400m	1:24.38 [5] (0:14.59)	1:09.79 [5] (0:11.75)	0:58.04 [5] (0:11.78)	0:46.26 [5] (0:11.52)	0:34.74 [6] (0:11.27)	0:23.47 [5] (0:11.21)	0:34.74 +1	
6	4 BIAS Brandon Lerena	9	64.8 800m	0:11.33 400m	1:24.48 [6] (0:14.77)	1:09.71 [7] (0:11.89)	0:57.82 [7] (0:11.58)	0:46.24 [6] (0:11.37)	0:34.87 [5] (0:11.41)	0:23.46 [6] (0:11.33)	0:34.87 -3	
7	1 BANDASHA Andrew Mallyon	12	64.8 600m	0:11.37 400m	1:25.02 [7] (0:14.76)	1:10.26 [6] (0:11.87)	0:58.39 [6] (0:11.75)	0:46.64 [7] (0:11.58)	0:35.06 [7] (0:11.42)	0:23.64 [7] (0:11.37)	0:35.06 +1	

Scratched: West Cork (#2), Rose Of Shiraz (#10), Clubhouse (#5), Shapin Power (#13), Winsome Star (#11), Bucks Fizz (#12)

[] Ranking at each section and finish
 -:-:- No data available at this section
 NA No data available

SCN Saddle cloth number
 DNF Did not finish
 DNT Did not track



Eagle Farm QLD Professional

Race 5: GALLOPERS SPORTS CLUB Class 3 Plate - 1400m

12 March 2025 - 13:38



BRISBANE
RACING CLUB

Track Rating: Soft 7, Weather: Overcast, Rail Position: +10m Entire

Section							200m			Last 600m
Field Times							0:11.92			0:34.51
Rank	TAB	Horse/Jockey	Barrier	Top Speed [km/h]	Fastest Section	Margin				Distance Travelled [m]
1	8	VORACIOUS Angela Jones	3	66.8 Overall	0:11.13 400m	0:11.92 [1] (0:11.92)	1:23.48		0:34.51	
2	7	VALANTINO ROC Dan McGillivray	10	66.1 400m	0:11.13 400m	0:12.05 [2] (0:12.05)	3.1L		0:34.52	+0
3	3	ALLHALLOWTIDE Ryan Maloney	4	64.9 400m	0:11.32 400m	0:12.20 [4] (0:12.20)	4.59L		0:34.92	-2
4	6	TAREX Bailey Wheeler	11	64.8 400m	0:11.27 400m	0:12.27 [3] (0:12.27)	4.99L		0:35.09	+2
5	9	CARTWHEELS Boris Thornton	8	65.9 400m	0:11.21 400m	0:12.26 [5] (0:12.26)	5.3L		0:34.74	+1
6	4	BIAS Brandon Lerena	9	64.8 800m	0:11.33 400m	0:12.13 [6] (0:12.13)	5.87L		0:34.87	-3
7	1	BANDASHA Andrew Mallyon	12	64.8 600m	0:11.37 400m	0:12.27 [7] (0:12.27)	9.01L		0:35.06	+1

Scratched: West Cork (#2), Rose Of Shiraz (#10), Clubhouse (#5), Shapin Power (#13), Winsome Star (#11), Bucks Fizz (#12)



Horse/Jockey Name	Voracious
Final Rank	1
Fastest Section Time (Section)	0:11.13 (400m)
Top Speed [km/h] (Section)	66.8 (Overall)
Race State	Finished



Eagle Farm QLD Professional

Race 5: GALLOPERS SPORTS CLUB Class 3 Plate - 1400m

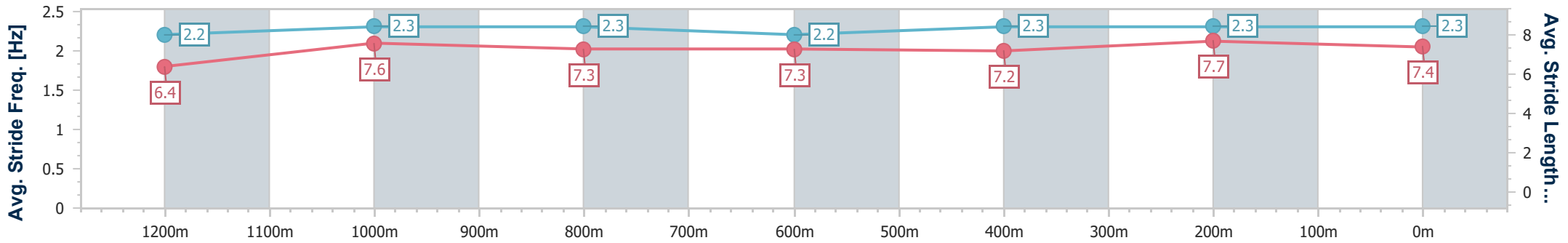
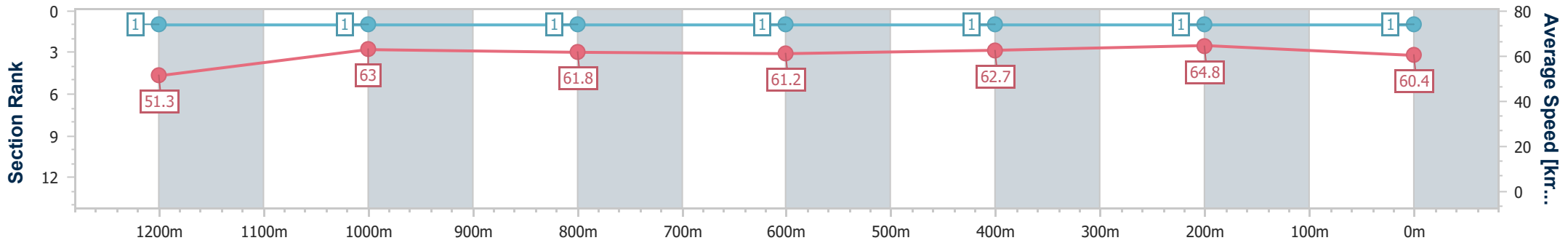
12 March 2025 - 13:38

Track Rating: Soft 7, Weather: Overcast, Rail Position: +10m Entire



BRISBANE RACING CLUB

Section	Overall	1200m	1000m	800m	600m	400m	200m
Section Times	1:23.48 [1] (0:14.01)	1:09.47 [1] (0:11.45)	0:58.02 [1] (0:11.74)	0:46.28 [1] (0:11.77)	0:34.51 [1] (0:11.46)	0:23.05 [1] (0:11.13)	0:11.92 [1] (0:11.92)
Average Speed [km/h]	51.3	63.0	61.8	61.2	62.7	64.8	60.4
Top Speed [km/h]	66.8	63.4	62.2	61.8	64.4	65.4	63.4
Avg. Dist. to Rail [m]	1.6	1.7	1.4	0.6	0.3	0.4	0.4
Avg. Stride Freq. [Hz]	2.2	2.3	2.3	2.2	2.3	2.3	2.3
Avg. Stride Length [m]	6.4	7.6	7.3	7.3	7.2	7.7	7.4



- [] Ranking at each section and finish
- .-.- No data available at this section
- NA No data available



Horse/Jockey Name	Valantino Roc
Final Rank	2
Fastest Section Time (Section)	0:11.13 (400m)
Top Speed [km/h] (Section)	66.1 (400m)
Race State	Finished



Eagle Farm QLD Professional

Race 5: GALLOPERS SPORTS CLUB Class 3 Plate - 1400m

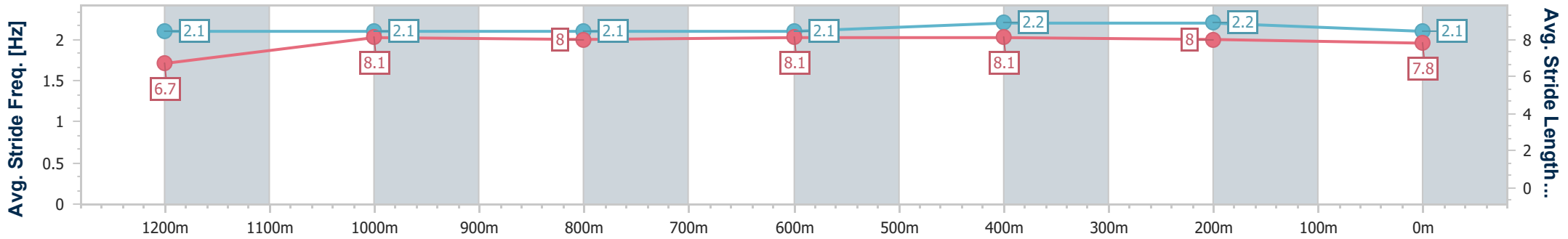
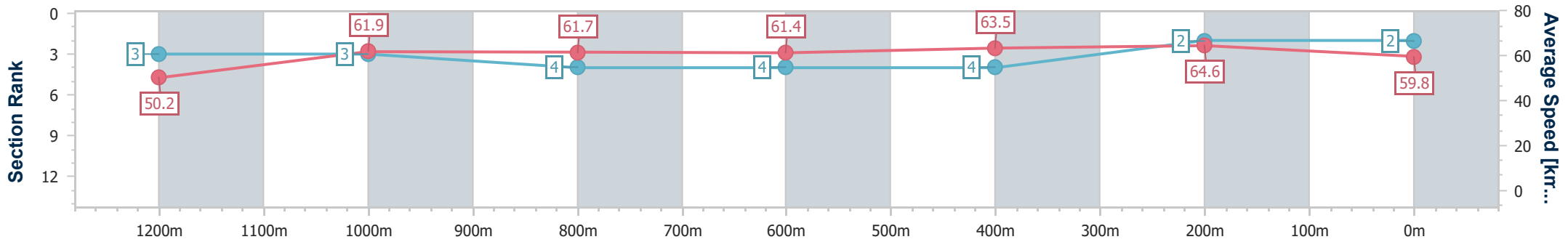
12 March 2025 - 13:38

Track Rating: Soft 7, Weather: Overcast, Rail Position: +10m Entire



BRISBANE RACING CLUB

Section	Overall	1200m	1000m	800m	600m	400m	200m
Section Times	1:24.01 [2] (0:14.36)	1:09.65 [3] (0:11.64)	0:58.01 [3] (0:11.71)	0:46.30 [4] (0:11.78)	0:34.52 [4] (0:11.34)	0:23.18 [4] (0:11.13)	0:12.05 [2] (0:12.05)
Average Speed [km/h]	50.2	61.9	61.7	61.4	63.5	64.6	59.8
Top Speed [km/h]	61.8	62.8	62.3	62.5	65.1	66.1	62.6
Avg. Dist. to Rail [m]	5.0	1.3	0.7	1.0	0.9	3.1	3.6
Avg. Stride Freq. [Hz]	2.1	2.1	2.1	2.1	2.2	2.2	2.1
Avg. Stride Length [m]	6.7	8.1	8.0	8.1	8.1	8.0	7.8



- [] Ranking at each section and finish
- .-.- No data available at this section
- NA No data available



Horse/Jockey Name	Allhallowtide
Final Rank	3
Fastest Section Time (Section)	0:11.32 (400m)
Top Speed [km/h] (Section)	64.9 (400m)
Race State	Finished

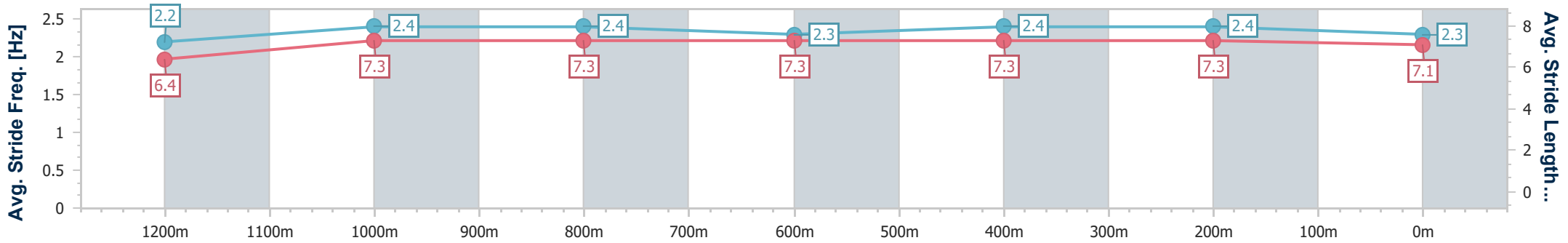
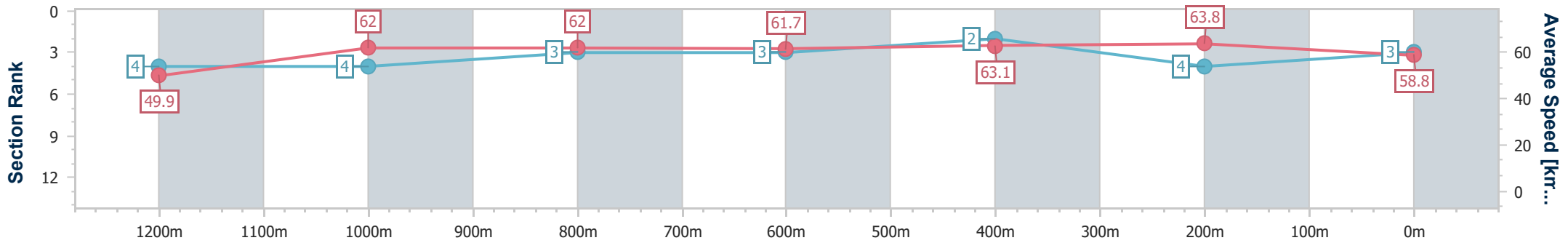


Eagle Farm QLD Professional
 Race 5: GALLOPERS SPORTS CLUB Class 3 Plate - 1400m
 12 March 2025 - 13:38
 Track Rating: Soft 7, Weather: Overcast, Rail Position: +10m Entire



BRISBANE RACING CLUB

Section	Overall	1200m	1000m	800m	600m	400m	200m
Section Times	1:24.26 [3] (0:14.42)	1:09.84 [4] (0:11.62)	0:58.22 [4] (0:11.65)	0:46.57 [3] (0:11.65)	0:34.92 [3] (0:11.40)	0:23.52 [2] (0:11.32)	0:12.20 [4] (0:12.20)
Average Speed [km/h]	49.9	62.0	62.0	61.7	63.1	63.8	58.8
Top Speed [km/h]	62.9	63.3	63.1	62.9	64.8	64.9	62.5
Avg. Dist. to Rail [m]	2.4	1.3	0.8	0.2	0.5	0.6	1.3
Avg. Stride Freq. [Hz]	2.2	2.4	2.4	2.3	2.4	2.4	2.3
Avg. Stride Length [m]	6.4	7.3	7.3	7.3	7.3	7.3	7.1



- [] Ranking at each section and finish
- .-.- No data available at this section
- NA No data available



Horse/Jockey Name	Tarex
Final Rank	4
Fastest Section Time (Section)	0:11.27 (400m)
Top Speed [km/h] (Section)	64.8 (400m)
Race State	Finished



Eagle Farm QLD Professional

Race 5: GALLOPERS SPORTS CLUB Class 3 Plate - 1400m

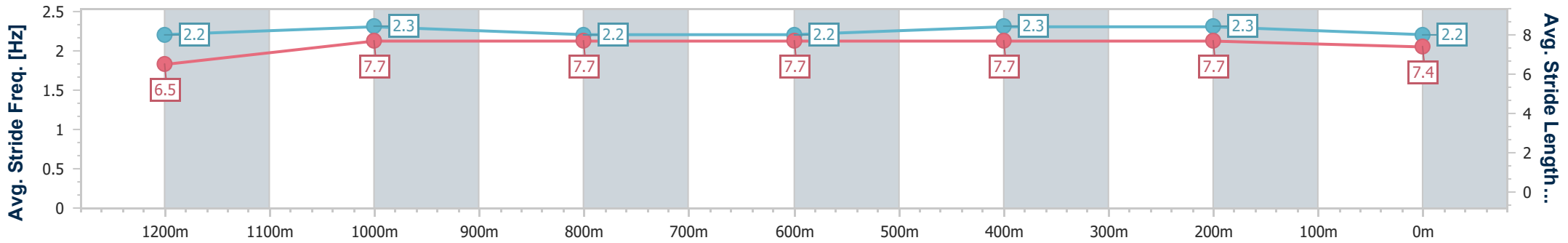
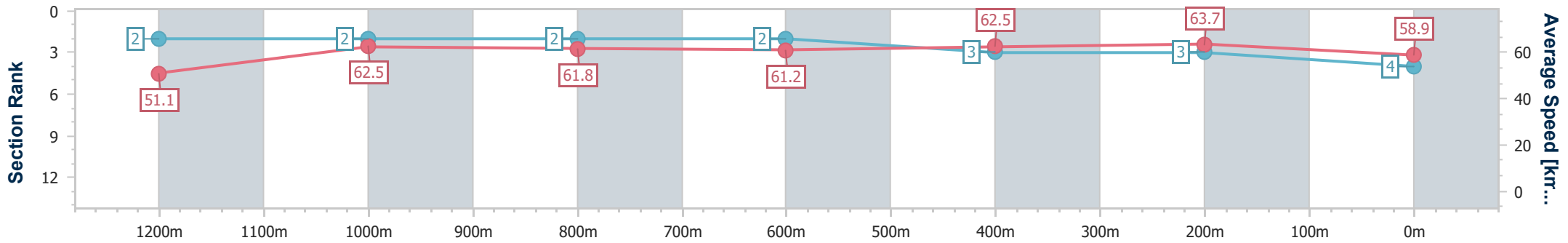
12 March 2025 - 13:38

Track Rating: Soft 7, Weather: Overcast, Rail Position: +10m Entire



BRISBANE RACING CLUB

Section	Overall	1200m	1000m	800m	600m	400m	200m
Section Times	1:24.33 [4] (0:14.16)	1:10.17 [2] (0:11.53)	0:58.64 [2] (0:11.75)	0:46.89 [2] (0:11.80)	0:35.09 [2] (0:11.55)	0:23.54 [3] (0:11.27)	0:12.27 [3] (0:12.27)
Average Speed [km/h]	51.1	62.5	61.8	61.2	62.5	63.7	58.9
Top Speed [km/h]	64.0	63.6	62.8	61.7	63.6	64.8	62.0
Avg. Dist. to Rail [m]	6.8	2.7	1.6	0.5	0.9	2.8	3.0
Avg. Stride Freq. [Hz]	2.2	2.3	2.2	2.2	2.3	2.3	2.2
Avg. Stride Length [m]	6.5	7.7	7.7	7.7	7.7	7.7	7.4



- [] Ranking at each section and finish
- .-.- No data available at this section
- NA No data available



Horse/Jockey Name	Cartwheels
Final Rank	5
Fastest Section Time (Section)	0:11.21 (400m)
Top Speed [km/h] (Section)	65.9 (400m)
Race State	Finished



Eagle Farm QLD Professional

Race 5: GALLOPERS SPORTS CLUB Class 3 Plate - 1400m

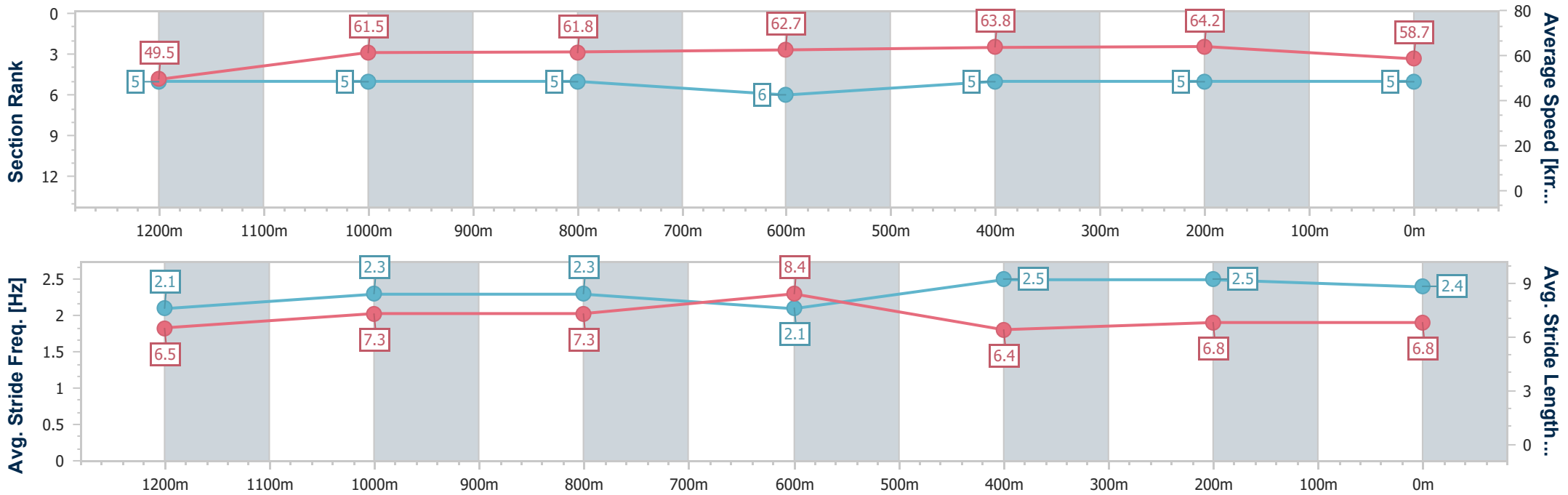
12 March 2025 - 13:38

Track Rating: Soft 7, Weather: Overcast, Rail Position: +10m Entire



BRISBANE RACING CLUB

Section	Overall	1200m	1000m	800m	600m	400m	200m
Section Times	1:24.38 [5] (0:14.59)	1:09.79 [5] (0:11.75)	0:58.04 [5] (0:11.78)	0:46.26 [5] (0:11.52)	0:34.74 [6] (0:11.27)	0:23.47 [5] (0:11.21)	0:12.26 [5] (0:12.26)
Average Speed [km/h]	49.5	61.5	61.8	62.7	63.8	64.2	58.7
Top Speed [km/h]	60.7	62.1	62.9	63.7	65.7	65.9	62.0
Avg. Dist. to Rail [m]	4.0	2.8	2.3	0.6	0.7	2.8	3.7
Avg. Stride Freq. [Hz]	2.1	2.3	2.3	2.1	2.5	2.5	2.4
Avg. Stride Length [m]	6.5	7.3	7.3	8.4	6.4	6.8	6.8



- [] Ranking at each section and finish
- .-.- No data available at this section
- NA No data available



Horse/Jockey Name	Bias
Final Rank	6
Fastest Section Time (Section)	0:11.33 (400m)
Top Speed [km/h] (Section)	64.8 (800m)
Race State	Finished



Eagle Farm QLD Professional

Race 5: GALLOPERS SPORTS CLUB Class 3 Plate - 1400m

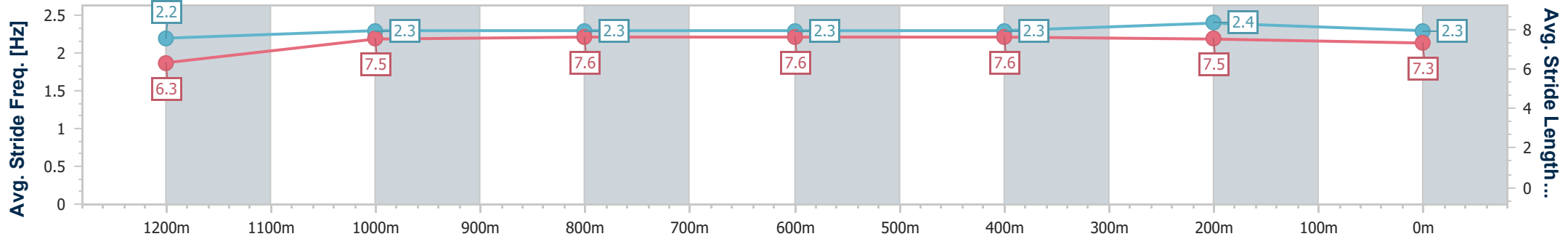
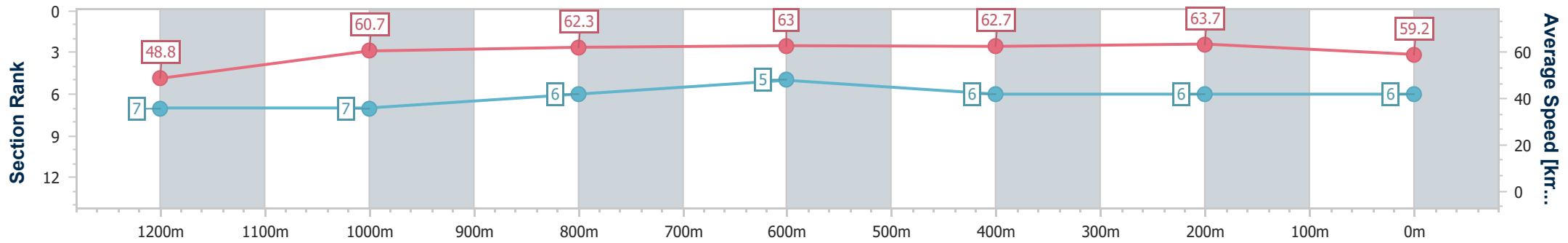
12 March 2025 - 13:38

Track Rating: Soft 7, Weather: Overcast, Rail Position: +10m Entire



BRISBANE RACING CLUB

Section	Overall	1200m	1000m	800m	600m	400m	200m
Section Times	1:24.48 [6] (0:14.77)	1:09.71 [7] (0:11.89)	0:57.82 [7] (0:11.58)	0:46.24 [6] (0:11.37)	0:34.87 [5] (0:11.41)	0:23.46 [6] (0:11.33)	0:12.13 [6] (0:12.13)
Average Speed [km/h]	48.8	60.7	62.3	63.0	62.7	63.7	59.2
Top Speed [km/h]	60.5	61.8	64.0	64.8	64.2	64.7	62.2
Avg. Dist. to Rail [m]	4.7	2.2	0.4	0.9	1.3	0.7	0.6
Avg. Stride Freq. [Hz]	2.2	2.3	2.3	2.3	2.3	2.4	2.3
Avg. Stride Length [m]	6.3	7.5	7.6	7.6	7.6	7.5	7.3



- [] Ranking at each section and finish
- .-.- No data available at this section
- NA No data available



Horse/Jockey Name	Bandasha
Final Rank	7
Fastest Section Time (Section)	0:11.37 (400m)
Top Speed [km/h] (Section)	64.8 (600m)
Race State	Finished



Eagle Farm QLD Professional

Race 5: GALLOPERS SPORTS CLUB Class 3 Plate - 1400m

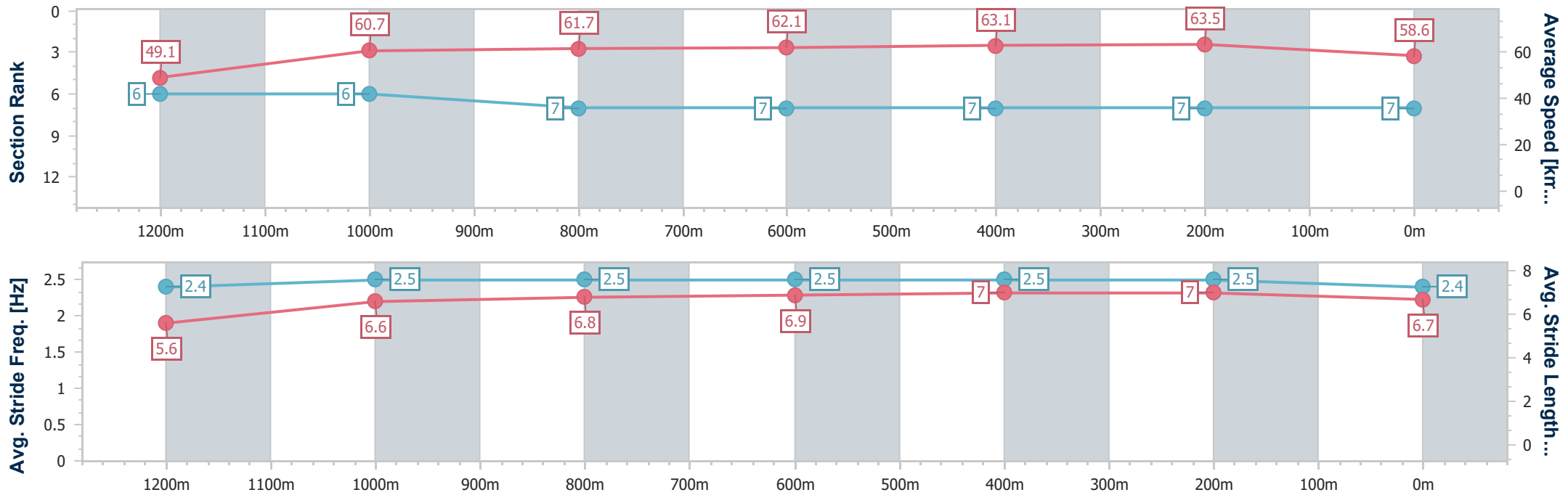
12 March 2025 - 13:38

Track Rating: Soft 7, Weather: Overcast, Rail Position: +10m Entire



BRISBANE RACING CLUB

Section	Overall	1200m	1000m	800m	600m	400m	200m
Section Times	1:25.02 [7] (0:14.76)	1:10.26 [6] (0:11.87)	0:58.39 [6] (0:11.75)	0:46.64 [7] (0:11.58)	0:35.06 [7] (0:11.42)	0:23.64 [7] (0:11.37)	0:12.27 [7] (0:12.27)
Average Speed [km/h]	49.1	60.7	61.7	62.1	63.1	63.5	58.6
Top Speed [km/h]	60.9	61.8	62.8	63.4	64.8	64.4	61.7
Avg. Dist. to Rail [m]	8.0	2.7	1.4	0.6	0.6	2.9	1.3
Avg. Stride Freq. [Hz]	2.4	2.5	2.5	2.5	2.5	2.5	2.4
Avg. Stride Length [m]	5.6	6.6	6.8	6.9	7.0	7.0	6.7



- [] Ranking at each section and finish
- .-.- No data available at this section
- NA No data available



Eagle Farm QLD Professional

Race 6: RACECOURSE VILLAGE Class 1 Handicap - 1400m

12 March 2025 - 14:13



BRISBANE
RACING CLUB

Track Rating: Soft 7, Weather: Overcast, Rail Position: +10m Entire

Section												Last 600m	
Field Times												0:34.99	
					Overall	1200m	1000m	800m	600m	400m			
					1:24.44 (0:13.88)	1:10.56 (0:11.40)	0:59.16 (0:11.98)	0:47.18 (0:12.19)	0:34.99 (0:11.72)	0:23.27 (0:11.47)			
Rank	TAB	Horse/Jockey	Barrier	Top Speed [km/h]	Fastest Section							Distance Travelled [m]	
1	4	RHUVAAL Cobi Vitler	16	67.1 600m	0:10.95 400m	1:24.44 [1] (0:14.78)	1:09.66 [11] (0:11.38)	0:58.28 [9] (0:11.94)	0:46.34 [9] (0:12.12)	0:34.22 [8] (0:11.47)	0:22.75 [5] (0:10.95)	0:34.22	
2	2	SIMPLY EXCELS Ryan Maloney	6	65.8 1200m	0:11.20 400m	1:24.45 [2] (0:14.06)	1:10.39 [2] (0:11.46)	0:58.93 [2] (0:11.95)	0:46.98 [2] (0:12.16)	0:34.82 [2] (0:11.81)	0:23.01 [2] (0:11.20)	0:34.82	-6
3	1	CARPACCIO Luke Dempsey	8	66.1 400m	0:11.07 400m	1:24.50 [3] (0:14.43)	1:10.07 [7] (0:11.51)	0:58.56 [6] (0:11.98)	0:46.58 [6] (0:12.15)	0:34.43 [6] (0:11.63)	0:22.80 [7] (0:11.07)	0:34.43	-8
4	18	YEAH COPY Cejay Graham	4	65.5 400m	0:11.26 400m	1:24.69 [4] (0:14.27)	1:10.42 [4] (0:11.47)	0:58.95 [3] (0:11.98)	0:46.97 [3] (0:12.14)	0:34.83 [4] (0:11.61)	0:23.22 [3] (0:11.26)	0:34.83	-8
5	12	IRON POWER Dale Smith	18	65.4 400m	0:11.20 400m	1:25.12 [5] (0:14.95)	1:10.17 [12] (0:11.47)	0:58.70 [12] (0:11.86)	0:46.84 [11] (0:12.19)	0:34.65 [12] (0:11.60)	0:23.05 [12] (0:11.20)	0:34.65	-9
6	8	SUPERZOOM Justin Huxtable	5	67.0 400m	0:10.96 400m	1:25.14 [6] (0:14.42)	1:10.72 [6] (0:11.65)	0:59.07 [8] (0:11.99)	0:47.08 [8] (0:12.15)	0:34.93 [7] (0:11.63)	0:23.30 [8] (0:10.96)	0:34.93	-6
7	14	PORT RIVER BILLIE Kyle Wilson-Taylor	9	65.9 400m	0:11.19 400m	1:25.14 [7] (0:14.18)	1:10.96 [3] (0:11.61)	0:59.35 [4] (0:11.93)	0:47.42 [4] (0:12.06)	0:35.36 [3] (0:11.71)	0:23.65 [4] (0:11.19)	0:35.36	-7
8	16	GRANDCOEUR Mark Du Plessis	11	65.5 400m	0:11.14 400m	1:25.16 [8] (0:14.62)	1:10.54 [9] (0:11.42)	0:59.12 [7] (0:12.00)	0:47.12 [7] (0:12.26)	0:34.86 [9] (0:11.55)	0:23.31 [9] (0:11.14)	0:34.86	-3
9	5	PANGAEA Elione Chaves	13	65.8 400m	0:11.16 400m	1:25.37 [9] (0:14.78)	1:10.59 [10] (0:11.60)	0:58.99 [11] (0:11.97)	0:47.02 [12] (0:12.12)	0:34.90 [11] (0:11.51)	0:23.39 [11] (0:11.16)	0:34.90	-3
10	15	OPTIMUS MAXIMUS Emily Lang	15	65.0 400m	0:11.36 400m	1:25.41 [10] (0:14.33)	1:11.08 [5] (0:11.52)	0:59.56 [5] (0:11.96)	0:47.60 [5] (0:12.15)	0:35.45 [5] (0:11.74)	0:23.71 [6] (0:11.36)	0:35.45	+0

Scratched: South Sea (#3), Caxton Lass (#10), Friend In Need (#11), Trapedo (#9), Chemiosmosis (#13), That's All Good (#17)

[] Ranking at each section and finish
 -:-:- No data available at this section
 NA No data available

SCN Saddle cloth number
 DNF Did not finish
 DNT Did not track



Eagle Farm QLD Professional

Race 6: RACECOURSE VILLAGE Class 1 Handicap - 1400m

12 March 2025 - 14:13



BRISBANE
RACING CLUB

Track Rating: Soft 7, Weather: Overcast, Rail Position: +10m Entire

Section	Overall	1200m	1000m	800m	600m	400m	Last 600m						
Field Times	1:24.44 (0:13.88)	1:10.56 (0:11.40)	0:59.16 (0:11.98)	0:47.18 (0:12.19)	0:34.99 (0:11.72)	0:23.27 (0:11.47)	0:34.99						
Rank	TAB	Horse/Jockey	Barrier	Top Speed [km/h]	Fastest Section	Overall	1200m	1000m	800m	600m	400m	Last 600m	Distance Travelled [m]
11	6	GREY IMPACT	2	65.2	0:11.40	1:25.45 [11]	1:11.57 [1]	1:00.17 [1]	0:48.19 [1]	0:36.00 [1]	0:24.28 [1]	0:36.00	-10
		Cody Collis		Overall	1200m	(0:13.88)	(0:11.40)	(0:11.98)	(0:12.19)	(0:11.72)	(0:11.68)		
12	7	RESURRECTED	10	65.6	0:11.25	1:26.03 [12]	1:11.44 [8]	0:59.86 [10]	0:47.83 [10]	0:35.67 [10]	0:24.08 [10]	0:35.67	-4
		Andrew Mallyon		400m	400m	(0:14.59)	(0:11.58)	(0:12.03)	(0:12.16)	(0:11.59)	(0:11.25)		

Scratched: South Sea (#3), Caxton Lass (#10), Friend In Need (#11), Trapedo (#9), Chemiosmosis (#13), That's All Good (#17)

[] Ranking at each section and finish
 -:-:- No data available at this section
 NA No data available

SCN Saddle cloth number
 DNF Did not finish
 DNT Did not track



Eagle Farm QLD Professional

Race 6: RACECOURSE VILLAGE Class 1 Handicap - 1400m

12 March 2025 - 14:13



BRISBANE
RACING CLUB

Track Rating: Soft 7, Weather: Overcast, Rail Position: +10m Entire

Section							200m			Last 600m
Field Times							0:11.80			0:34.99
Rank	TAB	Horse/Jockey	Barrier	Top Speed [km/h]	Fastest Section	Margin				Distance Travelled [m]
1	4	RHUVAAL Cobi Vitler	16	67.1 600m	0:10.95 400m	0:11.80 [1] (0:11.80)	1:24.44		0:34.22	
2	2	SIMPLY EXCELS Ryan Maloney	6	65.8 1200m	0:11.20 400m	0:11.81 [2] (0:11.81)	0.07L		0:34.82	-6
3	1	CARPACCIO Luke Dempsey	8	66.1 400m	0:11.07 400m	0:11.73 [5] (0:11.73)	0.36L		0:34.43	-8
4	18	YEAH COPY Cejay Graham	4	65.5 400m	0:11.26 400m	0:11.96 [4] (0:11.96)	1.44L		0:34.83	-8
5	12	IRON POWER Dale Smith	18	65.4 400m	0:11.20 400m	0:11.85 [12] (0:11.85)	3.99L		0:34.65	-9
6	8	SUPERZOOM Justin Huxtable	5	67.0 400m	0:10.96 400m	0:12.34 [6] (0:12.34)	4.11L		0:34.93	-6
7	14	PORT RIVER BILLIE Kyle Wilson-Taylor	9	65.9 400m	0:11.19 400m	0:12.46 [3] (0:12.46)	4.13L		0:35.36	-7
8	16	GRANDCOEUR Mark Du Plessis	11	65.5 400m	0:11.14 400m	0:12.17 [8] (0:12.17)	4.21L		0:34.86	-3
9	5	PANGAEA Elione Chaves	13	65.8 400m	0:11.16 400m	0:12.23 [10] (0:12.23)	5.44L		0:34.90	-3
10	15	OPTIMUS MAXIMUS Emily Lang	15	65.0 400m	0:11.36 400m	0:12.35 [9] (0:12.35)	5.69L		0:35.45	+0

Scratched: South Sea (#3), Caxton Lass (#10), Friend In Need (#11), Trapedo (#9), Chemiosmosis (#13), That's All Good (#17)

[] Ranking at each section and finish
 -:-:- No data available at this section
 NA No data available

SCN Saddle cloth number
 DNF Did not finish
 DNT Did not track



Eagle Farm QLD Professional

Race 6: RACECOURSE VILLAGE Class 1 Handicap - 1400m

12 March 2025 - 14:13



BRISBANE
RACING CLUB

Track Rating: Soft 7, Weather: Overcast, Rail Position: +10m Entire

Section				200m				Last 600m	
Field Times				0:11.80 (0:11.80)				0:34.99	
Rank	TAB	Horse/Jockey	Barrier	Top Speed [km/h]	Fastest Section	Margin		Distance Travelled [m]	
11	6	GREY IMPACT	2	65.2	0:11.40	0:12.60 [7]	5.93L	0:36.00	-10
		Cody Collis		Overall	1200m	(0:12.60)			
12	7	RESURRECTED	10	65.6	0:11.25	0:12.83 [11]	9.36L	0:35.67	-4
		Andrew Mallyon		400m	400m	(0:12.83)			

Scratched: South Sea (#3), Caxton Lass (#10), Friend In Need (#11), Trapedo (#9), Chemiosmosis (#13), That's All Good (#17)

[] Ranking at each section and finish
 -:-:-:- No data available at this section
 NA No data available

SCN Saddle cloth number
 DNF Did not finish
 DNT Did not track



Horse/Jockey Name	Rhuvaal
Final Rank	1
Fastest Section Time (Section)	0:10.95 (400m)
Top Speed [km/h] (Section)	67.1 (600m)
Race State	Finished

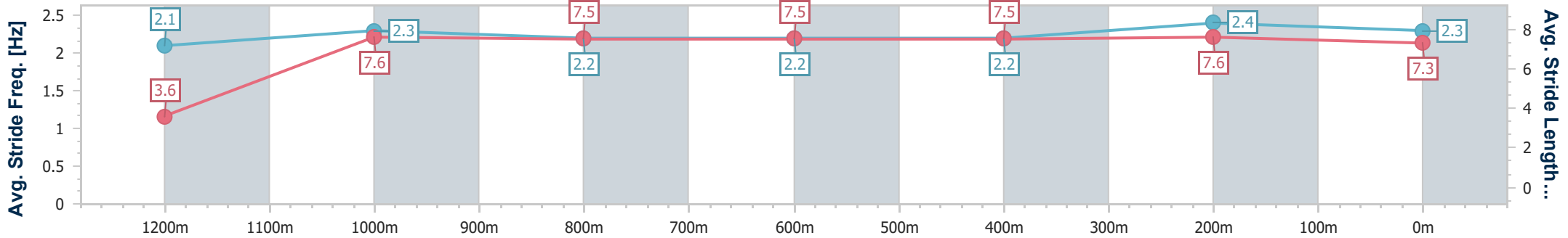
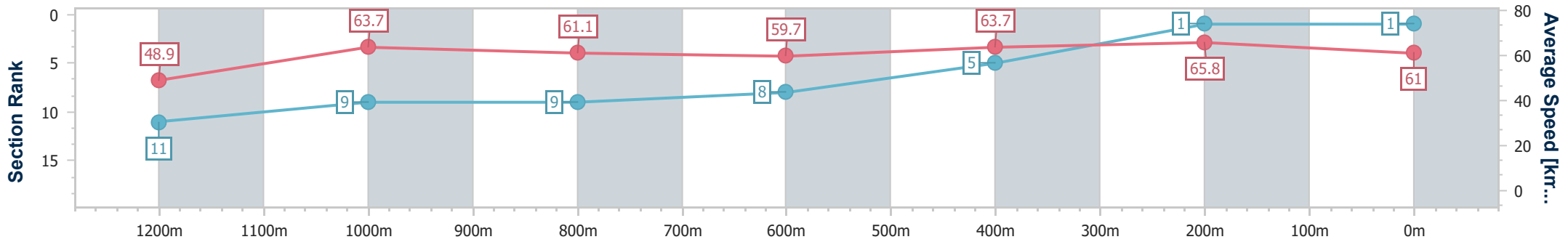


Eagle Farm QLD Professional
 Race 6: RACECOURSE VILLAGE Class 1 Handicap - 1400m
 12 March 2025 - 14:13
 Track Rating: Soft 7, Weather: Overcast, Rail Position: +10m Entire



BRISBANE
 RACING CLUB

Section	Overall	1200m	1000m	800m	600m	400m	200m
Section Times	1:24.44 [1] (0:14.78)	1:09.66 [11] (0:11.38)	0:58.28 [9] (0:11.94)	0:46.34 [9] (0:12.12)	0:34.22 [8] (0:11.47)	0:22.75 [5] (0:10.95)	0:11.80 [1] (0:11.80)
Average Speed [km/h]	48.9	63.7	61.1	59.7	63.7	65.8	61.0
Top Speed [km/h]	64.9	65.4	61.6	60.6	67.1	67.1	63.7
Avg. Dist. to Rail [m]	11.6	3.9	2.6	1.6	2.4	5.8	2.2
Avg. Stride Freq. [Hz]	2.1	2.3	2.2	2.2	2.2	2.4	2.3
Avg. Stride Length [m]	3.6	7.6	7.5	7.5	7.5	7.6	7.3



- [] Ranking at each section and finish
- .-.- No data available at this section
- NA No data available



Horse/Jockey Name	Simply Excels
Final Rank	2
Fastest Section Time (Section)	0:11.20 (400m)
Top Speed [km/h] (Section)	65.8 (1200m)
Race State	Finished

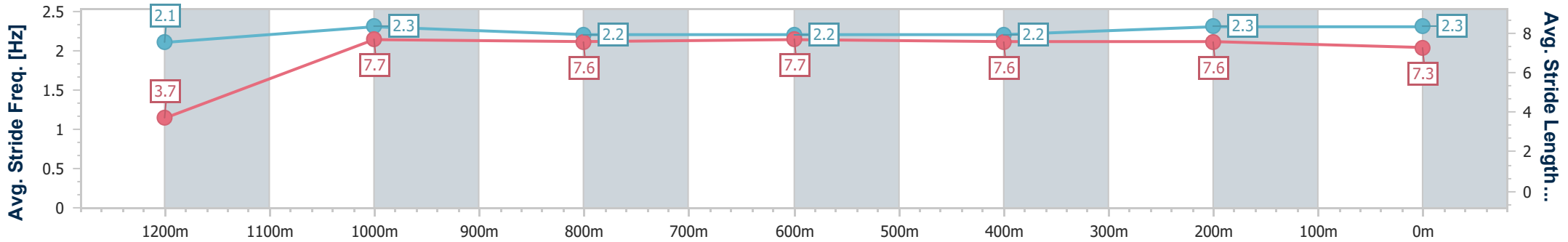
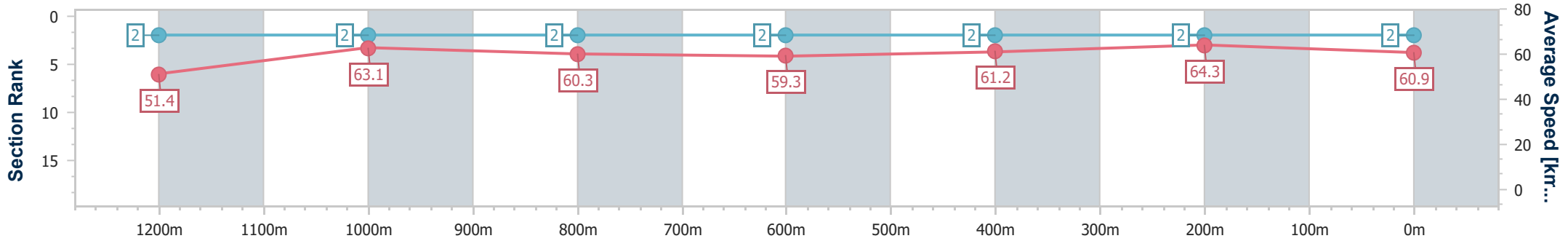


Eagle Farm QLD Professional
 Race 6: RACECOURSE VILLAGE Class 1 Handicap - 1400m
 12 March 2025 - 14:13
 Track Rating: Soft 7, Weather: Overcast, Rail Position: +10m Entire



BRISBANE
 RACING CLUB

Section	Overall	1200m	1000m	800m	600m	400m	200m
Section Times	1:24.45 [2] (0:14.06)	1:10.39 [2] (0:11.46)	0:58.93 [2] (0:11.95)	0:46.98 [2] (0:12.16)	0:34.82 [2] (0:11.81)	0:23.01 [2] (0:11.20)	0:11.81 [2] (0:11.81)
Average Speed [km/h]	51.4	63.1	60.3	59.3	61.2	64.3	60.9
Top Speed [km/h]	65.1	65.8	61.3	59.9	64.7	65.2	64.3
Avg. Dist. to Rail [m]	5.9	2.1	1.0	0.3	0.6	1.2	2.7
Avg. Stride Freq. [Hz]	2.1	2.3	2.2	2.2	2.2	2.3	2.3
Avg. Stride Length [m]	3.7	7.7	7.6	7.7	7.6	7.6	7.3



- [] Ranking at each section and finish
- .-.- No data available at this section
- NA No data available



Horse/Jockey Name	Carpaccio
Final Rank	3
Fastest Section Time (Section)	0:11.07 (400m)
Top Speed [km/h] (Section)	66.1 (400m)
Race State	Finished



Eagle Farm QLD Professional

Race 6: RACECOURSE VILLAGE Class 1 Handicap - 1400m

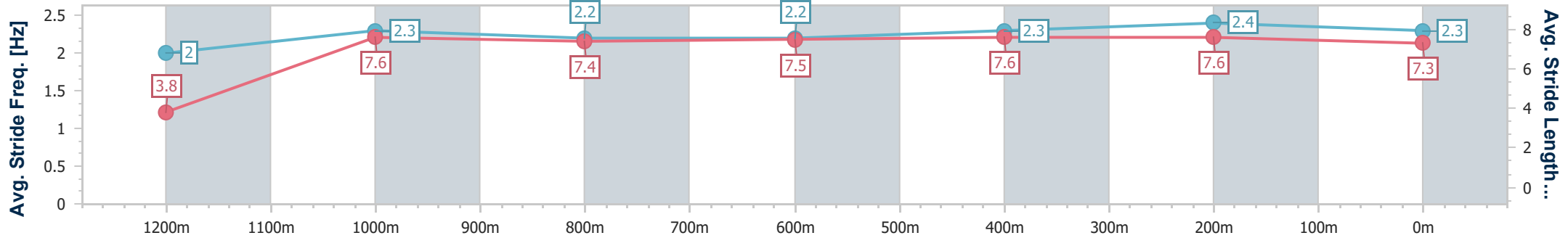
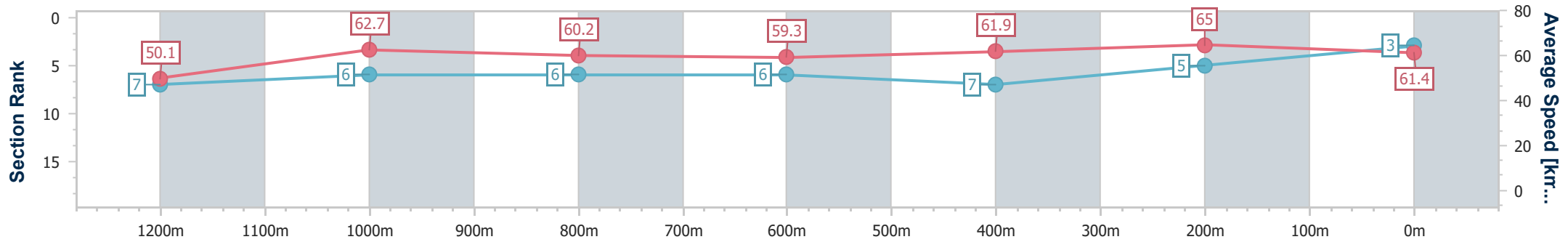
12 March 2025 - 14:13

Track Rating: Soft 7, Weather: Overcast, Rail Position: +10m Entire



BRISBANE RACING CLUB

Section	Overall	1200m	1000m	800m	600m	400m	200m
Section Times	1:24.50 [3] (0:14.43)	1:10.07 [7] (0:11.51)	0:58.56 [6] (0:11.98)	0:46.58 [6] (0:12.15)	0:34.43 [6] (0:11.63)	0:22.80 [7] (0:11.07)	0:11.73 [5] (0:11.73)
Average Speed [km/h]	50.1	62.7	60.2	59.3	61.9	65.0	61.4
Top Speed [km/h]	65.1	65.0	61.2	60.6	65.6	66.1	64.9
Avg. Dist. to Rail [m]	6.4	1.7	0.5	0.2	0.4	1.6	1.7
Avg. Stride Freq. [Hz]	2.0	2.3	2.2	2.2	2.3	2.4	2.3
Avg. Stride Length [m]	3.8	7.6	7.4	7.5	7.6	7.6	7.3



- [] Ranking at each section and finish
- .-.- No data available at this section
- NA No data available



Horse/Jockey Name	Yeah Copy
Final Rank	4
Fastest Section Time (Section)	0:11.26 (400m)
Top Speed [km/h] (Section)	65.5 (400m)
Race State	Finished

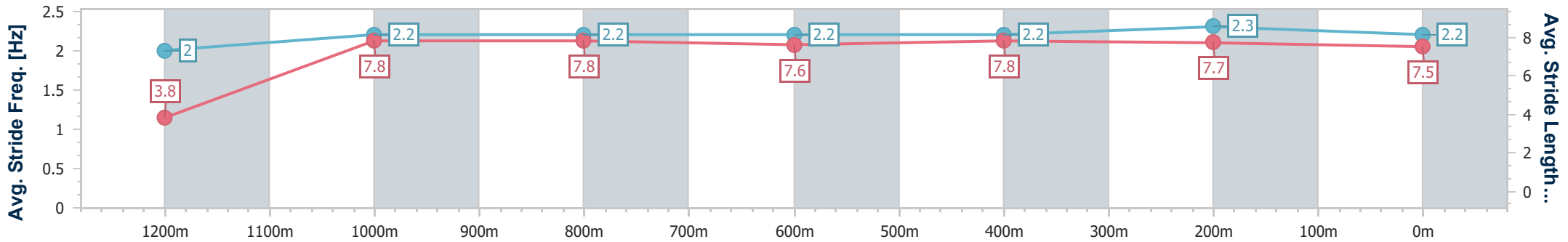
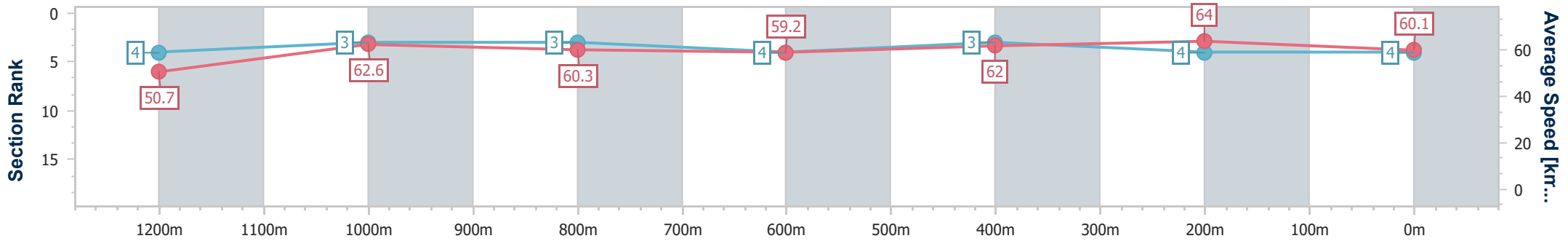


Eagle Farm QLD Professional
 Race 6: RACECOURSE VILLAGE Class 1 Handicap - 1400m
 12 March 2025 - 14:13
 Track Rating: Soft 7, Weather: Overcast, Rail Position: +10m Entire



BRISBANE
RACING CLUB

Section	Overall	1200m	1000m	800m	600m	400m	200m
Section Times	1:24.69 [4] (0:14.27)	1:10.42 [4] (0:11.47)	0:58.95 [3] (0:11.98)	0:46.97 [3] (0:12.14)	0:34.83 [4] (0:11.61)	0:23.22 [3] (0:11.26)	0:11.96 [4] (0:11.96)
Average Speed [km/h]	50.7	62.6	60.3	59.2	62.0	64.0	60.1
Top Speed [km/h]	64.0	65.1	61.1	60.6	64.1	65.5	63.2
Avg. Dist. to Rail [m]	4.4	1.5	0.8	0.5	1.0	0.8	0.5
Avg. Stride Freq. [Hz]	2.0	2.2	2.2	2.2	2.2	2.3	2.2
Avg. Stride Length [m]	3.8	7.8	7.8	7.6	7.8	7.7	7.5



- [] Ranking at each section and finish
- .-.- No data available at this section
- NA No data available



Horse/Jockey Name	Iron Power
Final Rank	5
Fastest Section Time (Section)	0:11.20 (400m)
Top Speed [km/h] (Section)	65.4 (400m)
Race State	Finished



Eagle Farm QLD Professional

Race 6: RACECOURSE VILLAGE Class 1 Handicap - 1400m

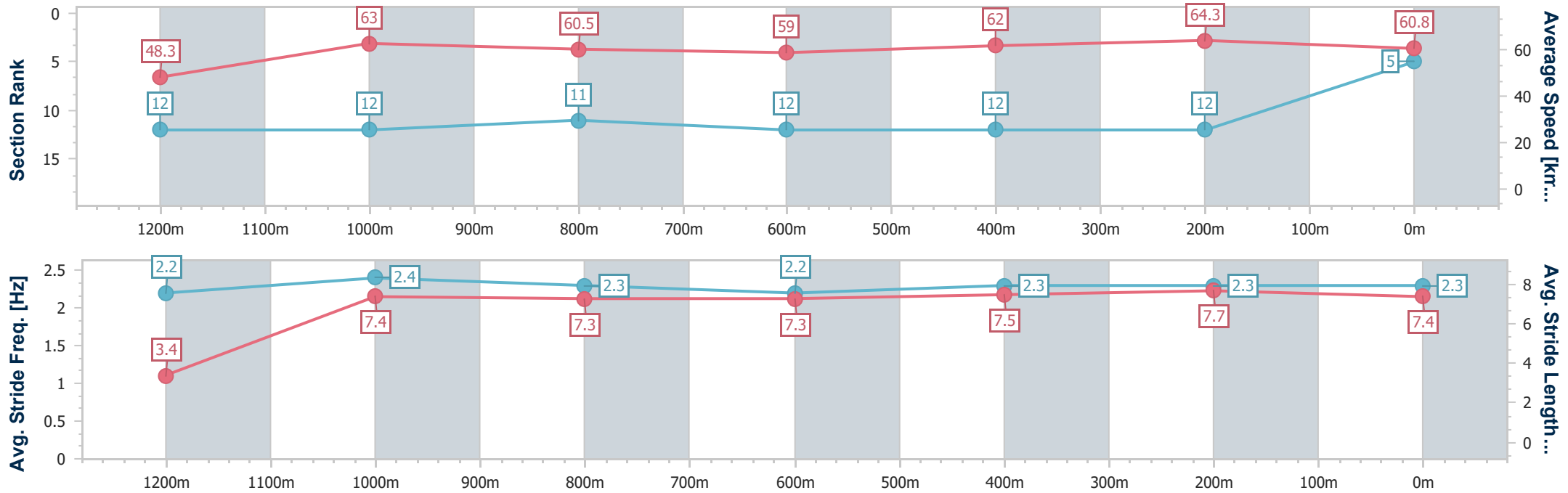
12 March 2025 - 14:13

Track Rating: Soft 7, Weather: Overcast, Rail Position: +10m Entire



BRISBANE RACING CLUB

Section	Overall	1200m	1000m	800m	600m	400m	200m
Section Times	1:25.12 [5] (0:14.95)	1:10.17 [12] (0:11.47)	0:58.70 [12] (0:11.86)	0:46.84 [11] (0:12.19)	0:34.65 [12] (0:11.60)	0:23.05 [12] (0:11.20)	0:11.85 [12] (0:11.85)
Average Speed [km/h]	48.3	63.0	60.5	59.0	62.0	64.3	60.8
Top Speed [km/h]	64.8	64.8	61.6	60.0	64.1	65.4	63.1
Avg. Dist. to Rail [m]	10.6	1.2	0.4	0.3	0.5	0.8	2.4
Avg. Stride Freq. [Hz]	2.2	2.4	2.3	2.2	2.3	2.3	2.3
Avg. Stride Length [m]	3.4	7.4	7.3	7.3	7.5	7.7	7.4



- [] Ranking at each section and finish
- .-.- No data available at this section
- NA No data available



Horse/Jockey Name	Superzoom
Final Rank	6
Fastest Section Time (Section)	0:10.96 (400m)
Top Speed [km/h] (Section)	67.0 (400m)
Race State	Finished



Eagle Farm QLD Professional

Race 6: RACECOURSE VILLAGE Class 1 Handicap - 1400m

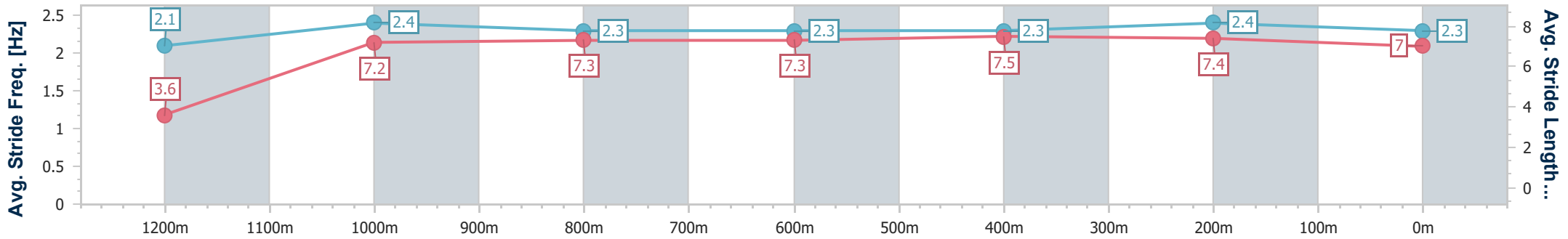
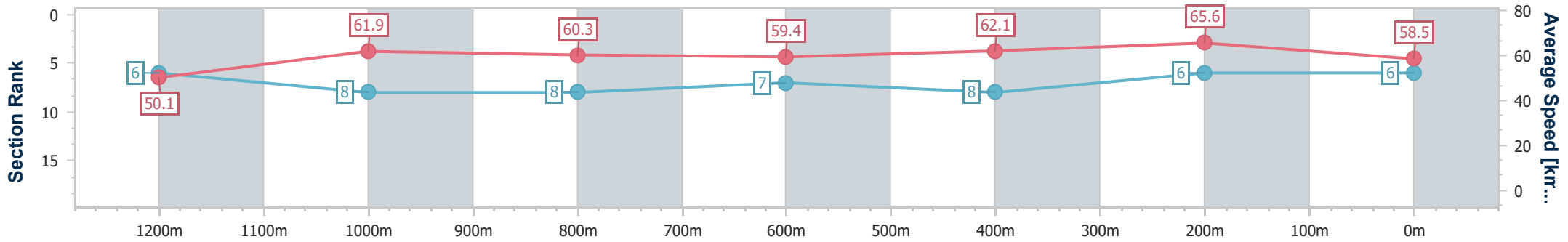
12 March 2025 - 14:13

Track Rating: Soft 7, Weather: Overcast, Rail Position: +10m Entire



BRISBANE RACING CLUB

Section	Overall	1200m	1000m	800m	600m	400m	200m
Section Times	1:25.14 [6] (0:14.42)	1:10.72 [6] (0:11.65)	0:59.07 [8] (0:11.99)	0:47.08 [8] (0:12.15)	0:34.93 [7] (0:11.63)	0:23.30 [8] (0:10.96)	0:12.34 [6] (0:12.34)
Average Speed [km/h]	50.1	61.9	60.3	59.4	62.1	65.6	58.5
Top Speed [km/h]	63.4	63.6	61.2	60.6	64.5	67.0	62.9
Avg. Dist. to Rail [m]	4.9	2.3	1.1	0.3	0.9	3.5	3.8
Avg. Stride Freq. [Hz]	2.1	2.4	2.3	2.3	2.3	2.4	2.3
Avg. Stride Length [m]	3.6	7.2	7.3	7.3	7.5	7.4	7.0



- [] Ranking at each section and finish
- .-.- No data available at this section
- NA No data available



Horse/Jockey Name	Port River Billie
Final Rank	7
Fastest Section Time (Section)	0:11.19 (400m)
Top Speed [km/h] (Section)	65.9 (400m)
Race State	Finished



Eagle Farm QLD Professional

Race 6: RACECOURSE VILLAGE Class 1 Handicap - 1400m

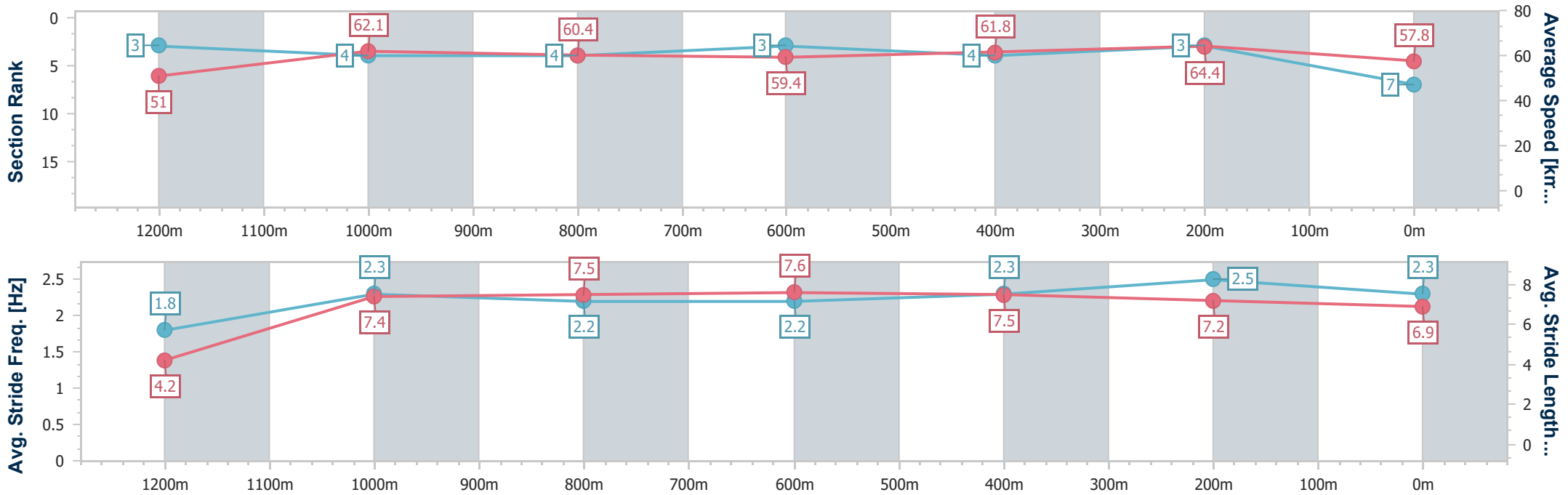
12 March 2025 - 14:13

Track Rating: Soft 7, Weather: Overcast, Rail Position: +10m Entire



BRISBANE RACING CLUB

Section	Overall	1200m	1000m	800m	600m	400m	200m
Section Times	1:25.14 [7] (0:14.18)	1:10.96 [3] (0:11.61)	0:59.35 [4] (0:11.93)	0:47.42 [4] (0:12.06)	0:35.36 [3] (0:11.71)	0:23.65 [4] (0:11.19)	0:12.46 [3] (0:12.46)
Average Speed [km/h]	51.0	62.1	60.4	59.4	61.8	64.4	57.8
Top Speed [km/h]	65.1	64.8	61.2	60.9	64.3	65.9	61.7
Avg. Dist. to Rail [m]	7.2	1.5	0.6	0.8	1.0	2.4	2.2
Avg. Stride Freq. [Hz]	1.8	2.3	2.2	2.2	2.3	2.5	2.3
Avg. Stride Length [m]	4.2	7.4	7.5	7.6	7.5	7.2	6.9



- [] Ranking at each section and finish
- .-.- No data available at this section
- NA No data available



Horse/Jockey Name	Grandcoeur
Final Rank	8
Fastest Section Time (Section)	0:11.14 (400m)
Top Speed [km/h] (Section)	65.5 (400m)
Race State	Finished



Eagle Farm QLD Professional

Race 6: RACECOURSE VILLAGE Class 1 Handicap - 1400m

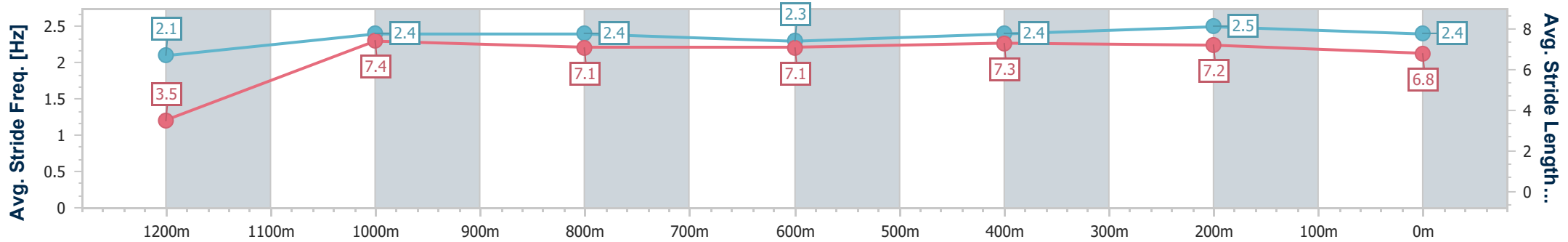
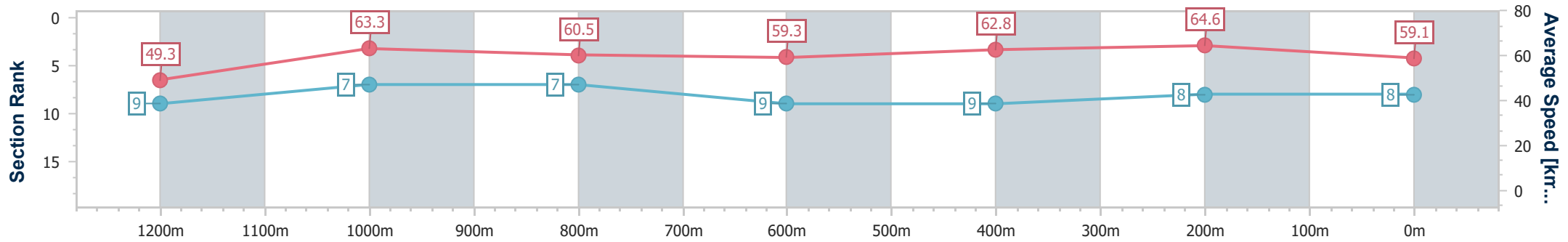
12 March 2025 - 14:13

Track Rating: Soft 7, Weather: Overcast, Rail Position: +10m Entire



BRISBANE RACING CLUB

Section	Overall	1200m	1000m	800m	600m	400m	200m
Section Times	1:25.16 [8] (0:14.62)	1:10.54 [9] (0:11.42)	0:59.12 [7] (0:12.00)	0:47.12 [7] (0:12.26)	0:34.86 [9] (0:11.55)	0:23.31 [9] (0:11.14)	0:12.17 [8] (0:12.17)
Average Speed [km/h]	49.3	63.3	60.5	59.3	62.8	64.6	59.1
Top Speed [km/h]	64.4	64.6	61.8	60.4	64.9	65.5	61.7
Avg. Dist. to Rail [m]	8.5	1.4	1.8	2.3	1.5	2.4	0.5
Avg. Stride Freq. [Hz]	2.1	2.4	2.4	2.3	2.4	2.5	2.4
Avg. Stride Length [m]	3.5	7.4	7.1	7.1	7.3	7.2	6.8



- [] Ranking at each section and finish
- .-.- No data available at this section
- NA No data available



Horse/Jockey Name	Pangaea
Final Rank	9
Fastest Section Time (Section)	0:11.16 (400m)
Top Speed [km/h] (Section)	65.8 (400m)
Race State	Finished

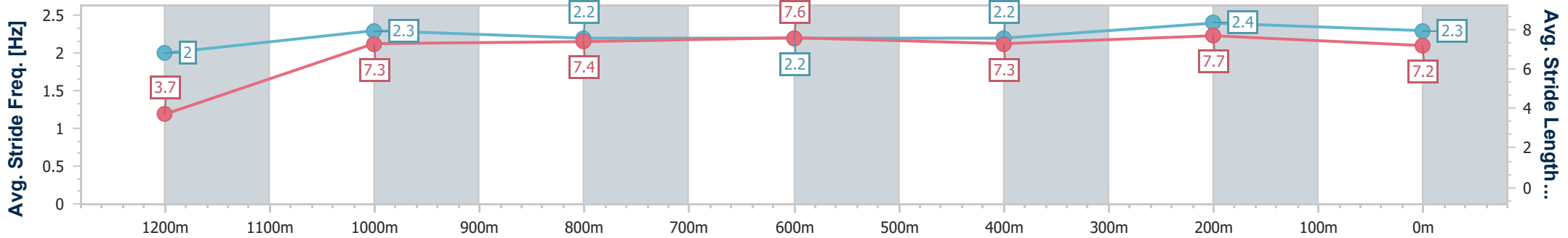
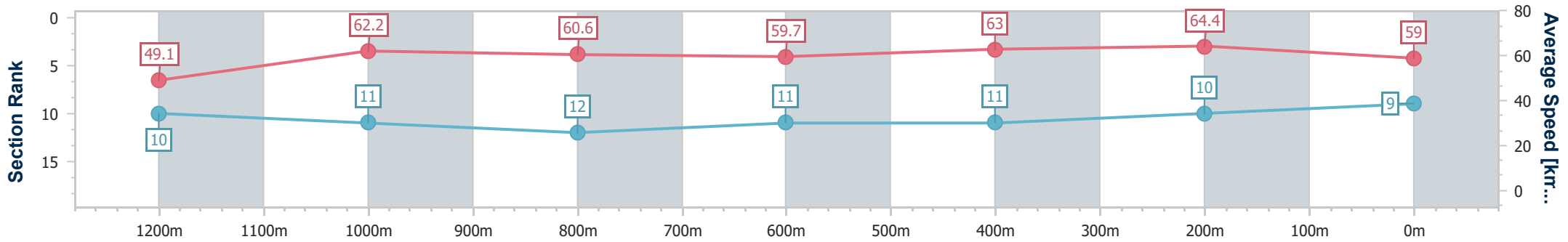


Eagle Farm QLD Professional
 Race 6: RACECOURSE VILLAGE Class 1 Handicap - 1400m
 12 March 2025 - 14:13
 Track Rating: Soft 7, Weather: Overcast, Rail Position: +10m Entire



BRISBANE
 RACING CLUB

Section	Overall	1200m	1000m	800m	600m	400m	200m
Section Times	1:25.37 [9] (0:14.78)	1:10.59 [10] (0:11.60)	0:58.99 [11] (0:11.97)	0:47.02 [12] (0:12.12)	0:34.90 [11] (0:11.51)	0:23.39 [11] (0:11.16)	0:12.23 [10] (0:12.23)
Average Speed [km/h]	49.1	62.2	60.6	59.7	63.0	64.4	59.0
Top Speed [km/h]	61.2	63.0	61.3	60.4	65.5	65.8	62.2
Avg. Dist. to Rail [m]	10.1	2.5	1.6	1.0	1.9	6.2	5.7
Avg. Stride Freq. [Hz]	2.0	2.3	2.2	2.2	2.2	2.4	2.3
Avg. Stride Length [m]	3.7	7.3	7.4	7.6	7.3	7.7	7.2



- [] Ranking at each section and finish
- .-.- No data available at this section
- NA No data available



Horse/Jockey Name	Optimus Maximus
Final Rank	10
Fastest Section Time (Section)	0:11.36 (400m)
Top Speed [km/h] (Section)	65.0 (400m)
Race State	Finished



Eagle Farm QLD Professional

Race 6: RACECOURSE VILLAGE Class 1 Handicap - 1400m

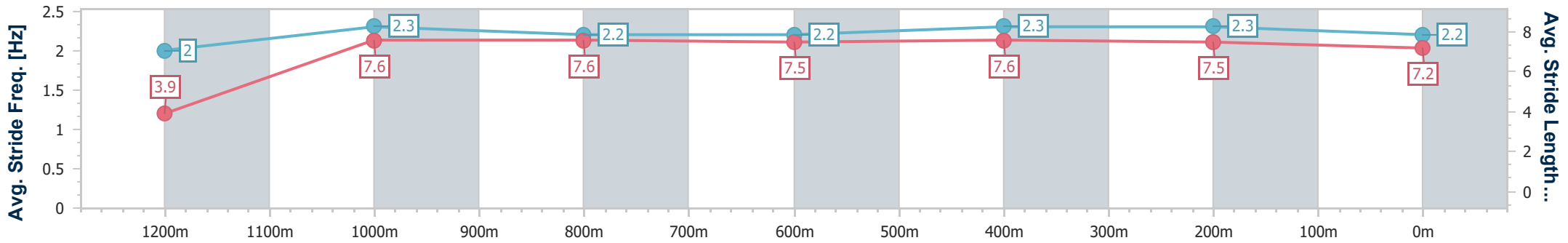
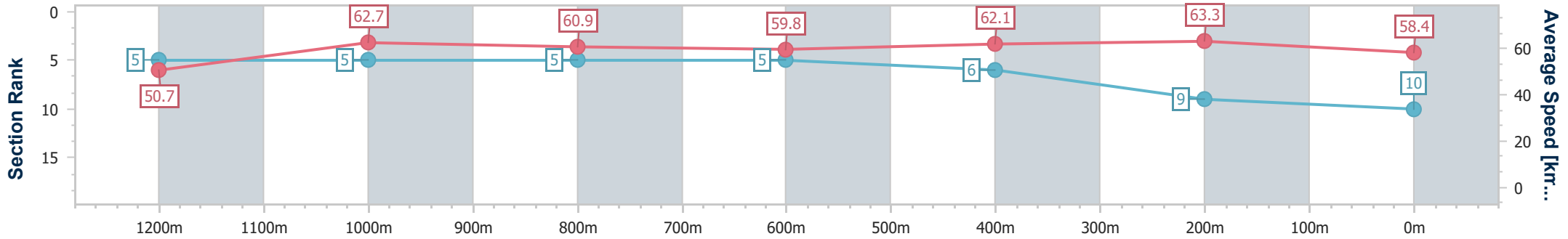
12 March 2025 - 14:13

Track Rating: Soft 7, Weather: Overcast, Rail Position: +10m Entire



BRISBANE RACING CLUB

Section	Overall	1200m	1000m	800m	600m	400m	200m
Section Times	1:25.41 [10] (0:14.33)	1:11.08 [5] (0:11.52)	0:59.56 [5] (0:11.96)	0:47.60 [5] (0:12.15)	0:35.45 [5] (0:11.74)	0:23.71 [6] (0:11.36)	0:12.35 [9] (0:12.35)
Average Speed [km/h]	50.7	62.7	60.9	59.8	62.1	63.3	58.4
Top Speed [km/h]	63.7	64.1	62.0	60.8	63.5	65.0	61.5
Avg. Dist. to Rail [m]	11.2	3.9	2.8	2.0	2.5	3.6	4.2
Avg. Stride Freq. [Hz]	2.0	2.3	2.2	2.2	2.3	2.3	2.2
Avg. Stride Length [m]	3.9	7.6	7.6	7.5	7.6	7.5	7.2



- [] Ranking at each section and finish
- .-.- No data available at this section
- NA No data available



Horse/Jockey Name	Grey Impact
Final Rank	11
Fastest Section Time (Section)	0:11.40 (1200m)
Top Speed [km/h] (Section)	65.2 (Overall)
Race State	Finished

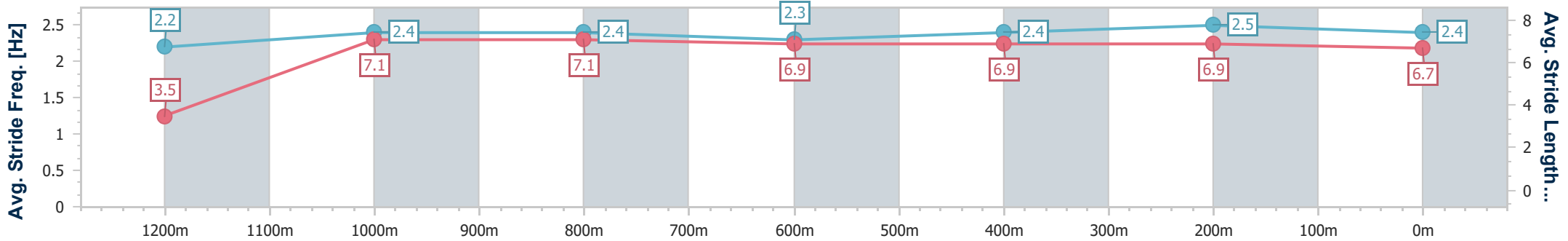
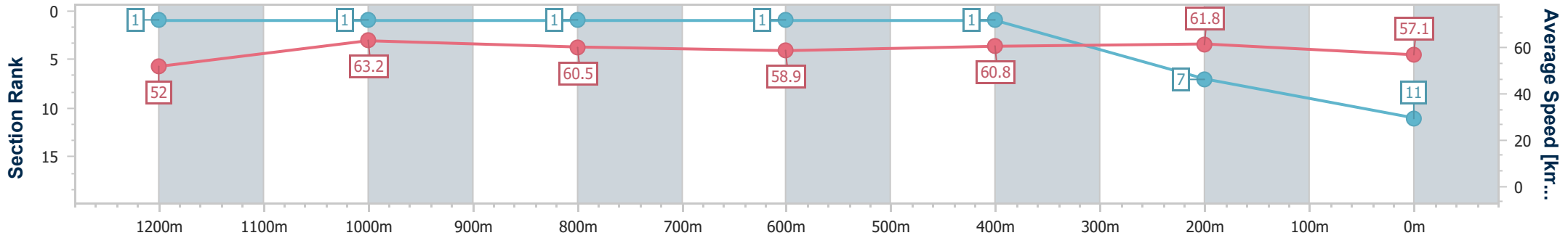


Eagle Farm QLD Professional
 Race 6: RACECOURSE VILLAGE Class 1 Handicap - 1400m
 12 March 2025 - 14:13
 Track Rating: Soft 7, Weather: Overcast, Rail Position: +10m Entire



BRISBANE
 RACING CLUB

Section	Overall	1200m	1000m	800m	600m	400m	200m
Section Times	1:25.45 [11] (0:13.88)	1:11.57 [1] (0:11.40)	1:00.17 [1] (0:11.98)	0:48.19 [1] (0:12.19)	0:36.00 [1] (0:11.72)	0:24.28 [1] (0:11.68)	0:12.60 [7] (0:12.60)
Average Speed [km/h]	52.0	63.2	60.5	58.9	60.8	61.8	57.1
Top Speed [km/h]	65.2	65.2	61.0	59.7	62.8	62.7	59.7
Avg. Dist. to Rail [m]	3.5	1.7	0.9	0.8	1.4	0.6	0.4
Avg. Stride Freq. [Hz]	2.2	2.4	2.4	2.3	2.4	2.5	2.4
Avg. Stride Length [m]	3.5	7.1	7.1	6.9	6.9	6.9	6.7



- [] Ranking at each section and finish
- .-.- No data available at this section
- NA No data available



Horse/Jockey Name	Resurrected
Final Rank	12
Fastest Section Time (Section)	0:11.25 (400m)
Top Speed [km/h] (Section)	65.6 (400m)
Race State	Finished

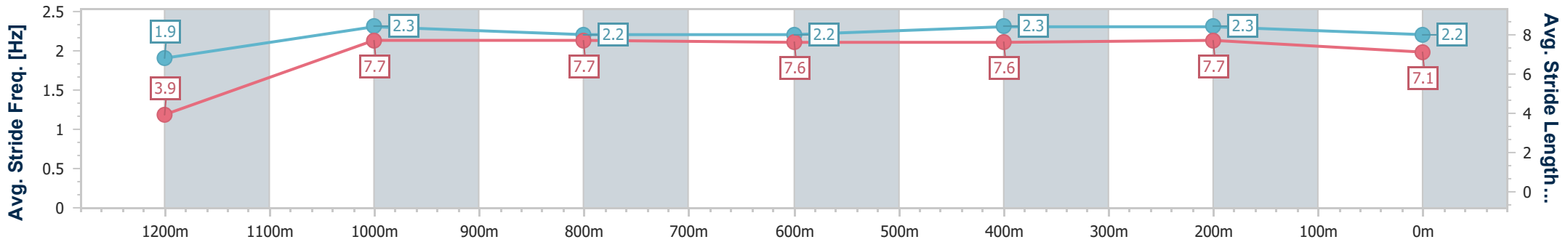
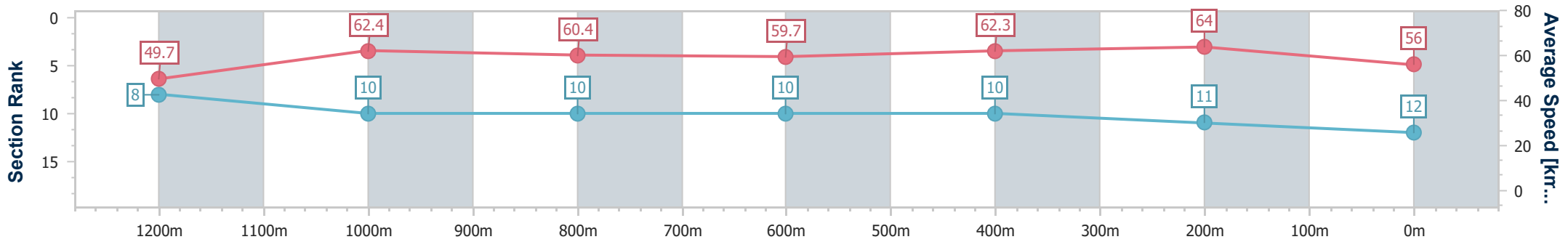


Eagle Farm QLD Professional
 Race 6: RACECOURSE VILLAGE Class 1 Handicap - 1400m
 12 March 2025 - 14:13
 Track Rating: Soft 7, Weather: Overcast, Rail Position: +10m Entire



BRISBANE
 RACING CLUB

Section	Overall	1200m	1000m	800m	600m	400m	200m
Section Times	1:26.03 [12] (0:14.59)	1:11.44 [8] (0:11.58)	0:59.86 [10] (0:12.03)	0:47.83 [10] (0:12.16)	0:35.67 [10] (0:11.59)	0:24.08 [10] (0:11.25)	0:12.83 [11] (0:12.83)
Average Speed [km/h]	49.7	62.4	60.4	59.7	62.3	64.0	56.0
Top Speed [km/h]	63.0	64.3	60.8	60.0	64.2	65.6	61.6
Avg. Dist. to Rail [m]	8.2	2.4	2.1	1.4	0.8	1.8	3.6
Avg. Stride Freq. [Hz]	1.9	2.3	2.2	2.2	2.3	2.3	2.2
Avg. Stride Length [m]	3.9	7.7	7.7	7.6	7.6	7.7	7.1



- [] Ranking at each section and finish
- .-.- No data available at this section
- NA No data available



Eagle Farm QLD Professional
Race 7: STRADBROKE SEASON BOOK NOW BENCHMARK 78 Handicap
- 1600m
12 March 2025 - 14:48



BRISBANE
RACING CLUB

Track Rating: Soft 7, Weather: Overcast, Rail Position: +10m Entire

Section														
Field Times	Overall	1400m	1200m	1000m	800m	600m	400m	Last 600m						
	1:36.30 (0:14.28)	1:22.02 (0:11.19)	1:10.83 (0:11.73)	0:59.10 (0:11.92)	0:47.18 (0:11.85)	0:35.33 (0:11.54)	0:23.79 (0:11.51)	0:35.33						
Rank	TAB	Horse/Jockey	Barrier	Top Speed [km/h]	Fastest Section								Distance Travelled [m]	
1	5	SOLAR APEX Justin Huxtable	2	66.0 600m	0:10.97 600m	1:36.30 [1] (0:14.87)	1:21.43 [6] (0:11.62)	1:09.81 [6] (0:12.11)	0:57.70 [6] (0:11.86)	0:45.84 [6] (0:11.39)	0:34.45 [5] (0:10.97)	0:23.48 [3] (0:11.35)	0:34.45	
2	7	RUSSIAN RONI Emily Lang	9	67.2 1400m	0:11.19 1400m	1:36.34 [2] (0:14.28)	1:22.06 [1] (0:11.19)	1:10.87 [1] (0:11.73)	0:59.14 [1] (0:11.92)	0:47.22 [1] (0:11.85)	0:35.37 [1] (0:11.54)	0:23.83 [1] (0:11.51)	0:35.37	+6
3	10	EXPECTANT Georgina Cartwright	5	64.8 600m	0:11.30 400m	1:36.55 [3] (0:14.71)	1:21.84 [5] (0:11.78)	1:10.06 [5] (0:12.04)	0:58.02 [5] (0:11.83)	0:46.19 [5] (0:11.50)	0:34.69 [6] (0:11.31)	0:23.38 [6] (0:11.30)	0:34.69	+7
4	8	THE RIGHT WAY Jake Bayliss	4	64.9 Overall	0:11.42 600m	1:36.79 [4] (0:14.41)	1:22.38 [3] (0:11.59)	1:10.79 [3] (0:12.04)	0:58.75 [3] (0:11.87)	0:46.88 [3] (0:11.54)	0:35.34 [3] (0:11.42)	0:23.92 [5] (0:11.55)	0:35.34	+4
5	1	HOLSTEIN Damien Thornton	10	64.8 Overall	0:11.41 1400m	1:36.84 [5] (0:14.39)	1:22.45 [2] (0:11.41)	1:11.04 [2] (0:12.04)	0:59.00 [2] (0:11.85)	0:47.15 [2] (0:11.62)	0:35.53 [2] (0:11.45)	0:24.08 [2] (0:11.48)	0:35.53	+6
6	9	A DEEL OF HUMOUR Anthony Allen	8	63.7 400m	0:11.45 600m	1:37.98 [6] (0:14.96)	1:23.02 [7] (0:11.74)	1:11.28 [7] (0:12.11)	0:59.17 [7] (0:11.72)	0:47.45 [7] (0:11.46)	0:35.99 [7] (0:11.45)	0:24.54 [7] (0:11.65)	0:35.99	+6
7	6	LIGHT OF BOOM Noel Callow	3	65.0 600m	0:11.28 600m	1:38.00 [7] (0:14.59)	1:23.41 [4] (0:11.67)	1:11.74 [4] (0:12.00)	0:59.74 [4] (0:11.81)	0:47.93 [4] (0:11.49)	0:36.44 [4] (0:11.28)	0:25.16 [4] (0:11.68)	0:36.44	+8

Scratched: Super Chilled (#13), Caprice Des Dieux (#4), Yet He Moves (#3), Hyde (#2), All's Fair (#16), The Hungarian (#15), Cacophonix (#11), Master Copy (#12), My Pins (#14)

[] Ranking at each section and finish
 -:-:- No data available at this section
 NA No data available

SCN Saddle cloth number
 DNF Did not finish
 DNT Did not track



Eagle Farm QLD Professional
Race 7: STRADBROKE SEASON BOOK NOW BENCHMARK 78 Handicap
- 1600m
12 March 2025 - 14:48



Track Rating: Soft 7, Weather: Overcast, Rail Position: +10m Entire

Section							200m			Last 600m
Field Times							0:12.28			0:35.33
Rank	TAB	Horse/Jockey	Barrier	Top Speed [km/h]	Fastest Section	Margin				Distance Travelled [m]
1	5	SOLAR APEX Justin Huxtable	2	66.0 600m	0:10.97 600m	0:12.13 [2] (0:12.13)	1:36.30		0:34.45	
2	7	RUSSIAN RONI Emily Lang	9	67.2 1400m	0:11.19 1400m	0:12.32 [1] (0:12.32)	0.26L		0:35.37	+6
3	10	EXPECTANT Georgina Cartwright	5	64.8 600m	0:11.30 400m	0:12.08 [5] (0:12.08)	1.45L		0:34.69	+7
4	8	THE RIGHT WAY Jake Bayliss	4	64.9 Overall	0:11.42 600m	0:12.37 [4] (0:12.37)	2.87L		0:35.34	+4
5	1	HOLSTEIN Damien Thornton	10	64.8 Overall	0:11.41 1400m	0:12.60 [3] (0:12.60)	3.21L		0:35.53	+6
6	9	A DEEL OF HUMOUR Anthony Allen	8	63.7 400m	0:11.45 600m	0:12.89 [7] (0:12.89)	9.9L		0:35.99	+6
7	6	LIGHT OF BOOM Noel Callow	3	65.0 600m	0:11.28 600m	0:13.48 [6] (0:13.48)	10.02L		0:36.44	+8

Scratched: Super Chilled (#13), Caprice Des Dieux (#4), Yet He Moves (#3), Hyde (#2), All's Fair (#16), The Hungarian (#15), Cacophonix (#11), Master Copy (#12), My Pins (#14)

[] Ranking at each section and finish
 -:-:- No data available at this section
 NA No data available

SCN Saddle cloth number
 DNF Did not finish
 DNT Did not track



Horse/Jockey Name	Solar Apex
Final Rank	1
Fastest Section Time (Section)	0:10.97 (600m)
Top Speed [km/h] (Section)	66.0 (600m)
Race State	Finished



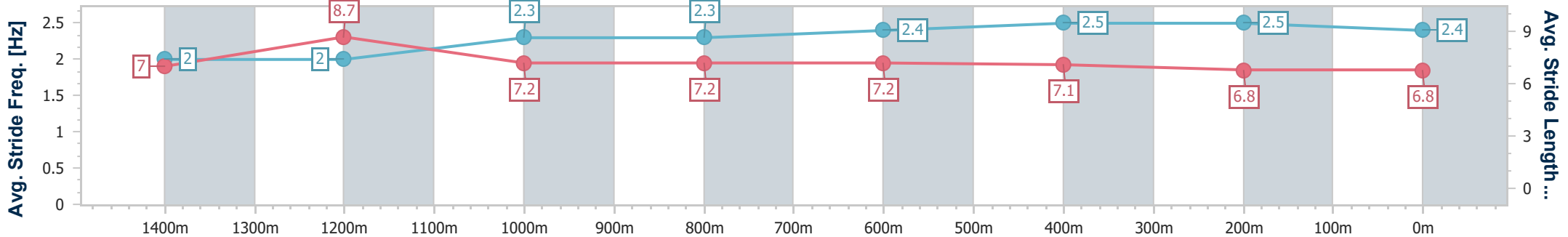
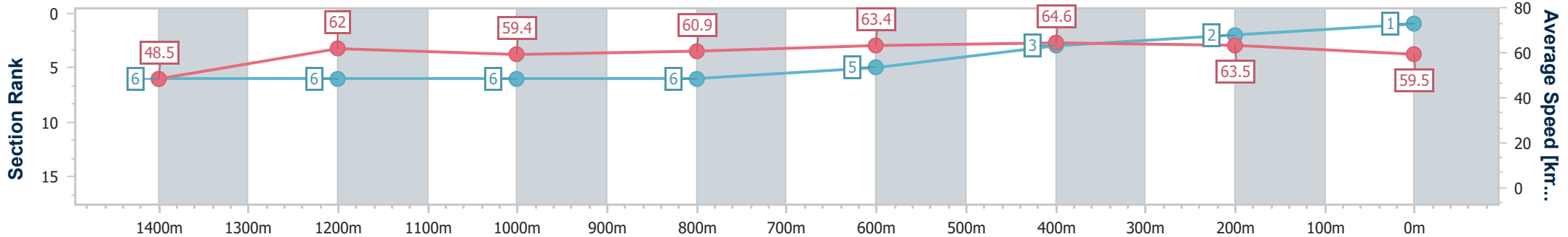
Eagle Farm QLD Professional
 Race 7: STRADBROKE SEASON BOOK NOW BENCHMARK 78
 Handicap - 1600m
 12 March 2025 - 14:48



BRISBANE
 RACING CLUB

Track Rating: Soft 7, Weather: Overcast, Rail Position: +10m Entire

Section	Overall	1400m	1200m	1000m	800m	600m	400m	200m
Section Times	1:36.30 [1] (0:14.87)	1:21.43 [6] (0:11.62)	1:09.81 [6] (0:12.11)	0:57.70 [6] (0:11.86)	0:45.84 [6] (0:11.39)	0:34.45 [5] (0:10.97)	0:23.48 [3] (0:11.35)	0:12.13 [2] (0:12.13)
Average Speed [km/h]	48.5	62.0	59.4	60.9	63.4	64.6	63.5	59.5
Top Speed [km/h]	64.9	64.6	60.0	62.2	65.7	66.0	65.8	63.1
Avg. Dist. to Rail [m]	2.8	0.9	0.5	1.1	2.1	2.9	1.7	2.8
Avg. Stride Freq. [Hz]	2.0	2.0	2.3	2.3	2.4	2.5	2.5	2.4
Avg. Stride Length [m]	7.0	8.7	7.2	7.2	7.2	7.1	6.8	6.8



- [] Ranking at each section and finish
- .-.- No data available at this section
- NA No data available



Horse/Jockey Name	Russian Roni
Final Rank	2
Fastest Section Time (Section)	0:11.19 (1400m)
Top Speed [km/h] (Section)	67.2 (1400m)
Race State	Finished



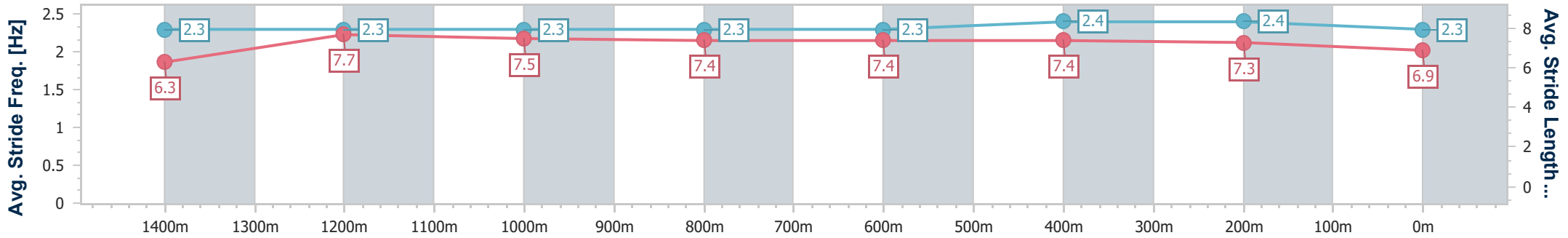
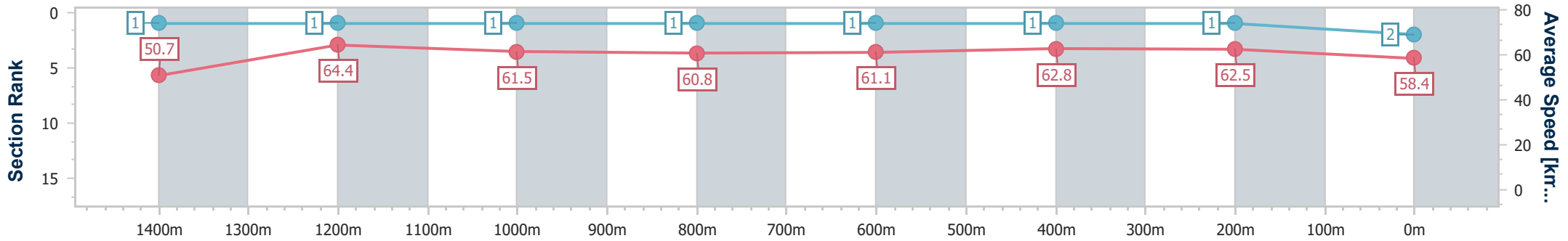
Eagle Farm QLD Professional
 Race 7: STRADBROKE SEASON BOOK NOW BENCHMARK 78
 Handicap - 1600m
 12 March 2025 - 14:48



BRISBANE
 RACING CLUB

Track Rating: Soft 7, Weather: Overcast, Rail Position: +10m Entire

Section	Overall	1400m	1200m	1000m	800m	600m	400m	200m
Section Times	1:36.34 [2] (0:14.28)	1:22.06 [1] (0:11.19)	1:10.87 [1] (0:11.73)	0:59.14 [1] (0:11.92)	0:47.22 [1] (0:11.85)	0:35.37 [1] (0:11.54)	0:23.83 [1] (0:11.51)	0:12.32 [1] (0:12.32)
Average Speed [km/h]	50.7	64.4	61.5	60.8	61.1	62.8	62.5	58.4
Top Speed [km/h]	65.2	67.2	62.1	61.0	62.0	63.9	64.1	61.1
Avg. Dist. to Rail [m]	7.6	2.3	1.4	1.7	1.5	1.0	1.8	0.7
Avg. Stride Freq. [Hz]	2.3	2.3	2.3	2.3	2.3	2.4	2.4	2.3
Avg. Stride Length [m]	6.3	7.7	7.5	7.4	7.4	7.4	7.3	6.9



- [] Ranking at each section and finish
- .-.- No data available at this section
- NA No data available



Horse/Jockey Name	Expectant
Final Rank	3
Fastest Section Time (Section)	0:11.30 (400m)
Top Speed [km/h] (Section)	64.8 (600m)
Race State	Finished



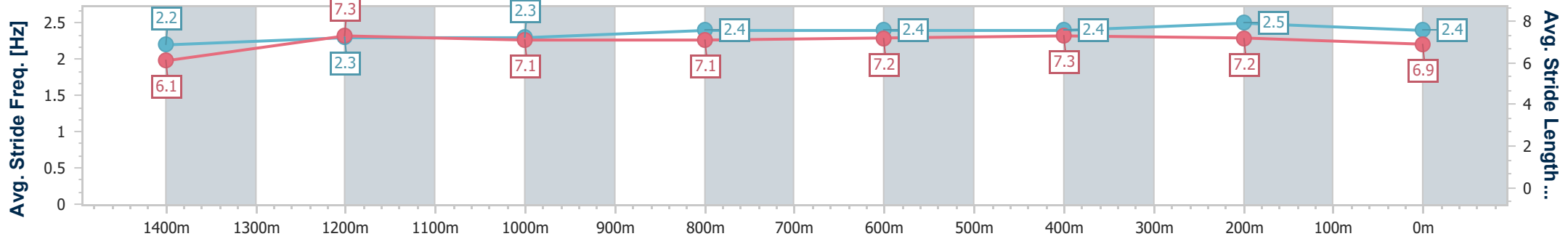
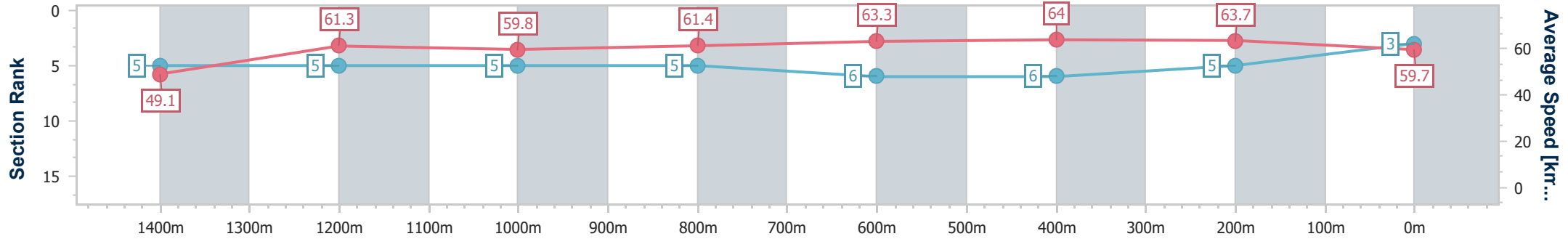
Eagle Farm QLD Professional
 Race 7: STRADBROKE SEASON BOOK NOW BENCHMARK 78
 Handicap - 1600m
 12 March 2025 - 14:48



BRISBANE
 RACING CLUB

Track Rating: Soft 7, Weather: Overcast, Rail Position: +10m Entire

Section	Overall	1400m	1200m	1000m	800m	600m	400m	200m
Section Times	1:36.55 [3] (0:14.71)	1:21.84 [5] (0:11.78)	1:10.06 [5] (0:12.04)	0:58.02 [5] (0:11.83)	0:46.19 [5] (0:11.50)	0:34.69 [6] (0:11.31)	0:23.38 [6] (0:11.30)	0:12.08 [5] (0:12.08)
Average Speed [km/h]	49.1	61.3	59.8	61.4	63.3	64.0	63.7	59.7
Top Speed [km/h]	64.8	62.3	60.9	62.4	63.8	64.8	64.6	61.9
Avg. Dist. to Rail [m]	4.9	2.5	2.6	2.0	1.8	1.8	4.7	5.5
Avg. Stride Freq. [Hz]	2.2	2.3	2.3	2.4	2.4	2.4	2.5	2.4
Avg. Stride Length [m]	6.1	7.3	7.1	7.1	7.2	7.3	7.2	6.9



- [] Ranking at each section and finish
- .-.- No data available at this section
- NA No data available



Horse/Jockey Name	The Right Way
Final Rank	4
Fastest Section Time (Section)	0:11.42 (600m)
Top Speed [km/h] (Section)	64.9 (Overall)
Race State	Finished



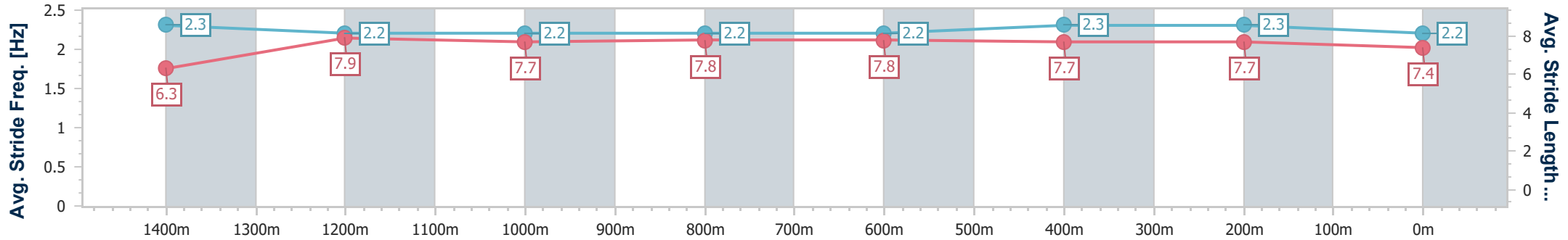
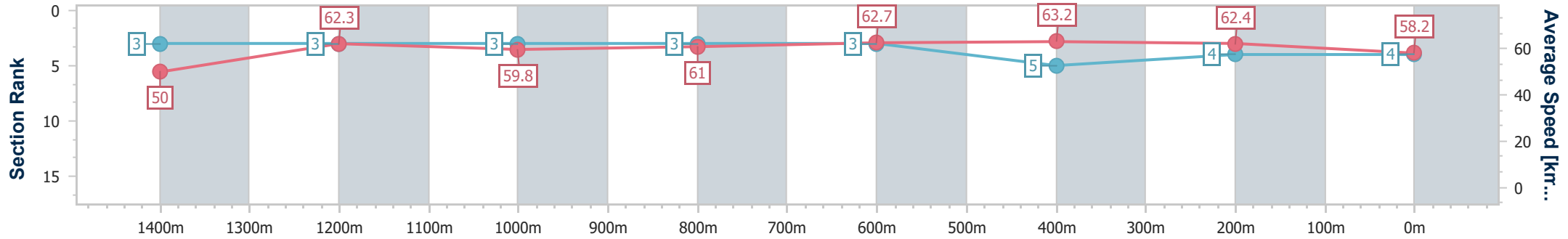
Eagle Farm QLD Professional
 Race 7: STRADBROKE SEASON BOOK NOW BENCHMARK 78
 Handicap - 1600m
 12 March 2025 - 14:48



BRISBANE
 RACING CLUB

Track Rating: Soft 7, Weather: Overcast, Rail Position: +10m Entire

Section	Overall	1400m	1200m	1000m	800m	600m	400m	200m
Section Times	1:36.79 [4] (0:14.41)	1:22.38 [3] (0:11.59)	1:10.79 [3] (0:12.04)	0:58.75 [3] (0:11.87)	0:46.88 [3] (0:11.54)	0:35.34 [3] (0:11.42)	0:23.92 [5] (0:11.55)	0:12.37 [4] (0:12.37)
Average Speed [km/h]	50.0	62.3	59.8	61.0	62.7	63.2	62.4	58.2
Top Speed [km/h]	64.9	64.4	60.7	61.8	63.3	64.1	63.4	60.9
Avg. Dist. to Rail [m]	5.4	2.0	1.6	0.9	1.0	1.1	1.7	1.2
Avg. Stride Freq. [Hz]	2.3	2.2	2.2	2.2	2.2	2.3	2.3	2.2
Avg. Stride Length [m]	6.3	7.9	7.7	7.8	7.8	7.7	7.7	7.4



- [] Ranking at each section and finish
- .-.- No data available at this section
- NA No data available



Horse/Jockey Name	Holstein
Final Rank	5
Fastest Section Time (Section)	0:11.41 (1400m)
Top Speed [km/h] (Section)	64.8 (Overall)
Race State	Finished

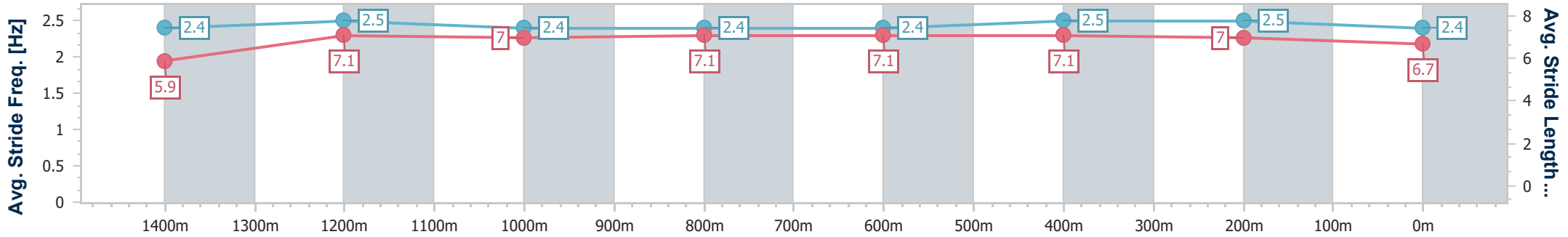
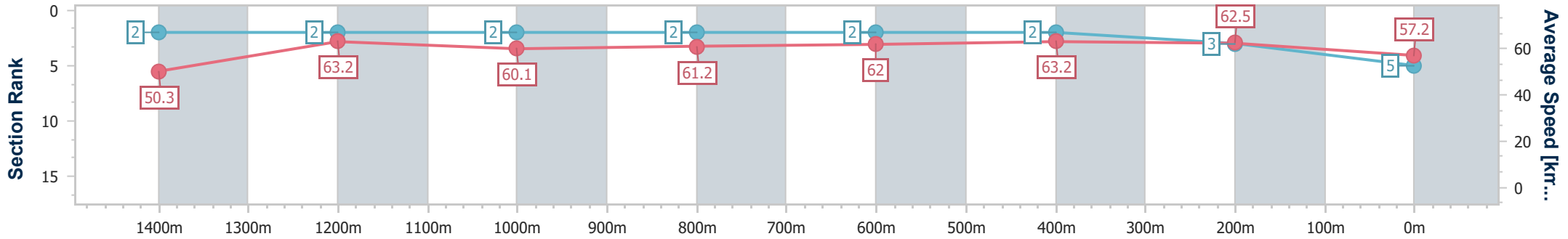


Eagle Farm QLD Professional
 Race 7: STRADBROKE SEASON BOOK NOW BENCHMARK 78
 Handicap - 1600m
 12 March 2025 - 14:48
 Track Rating: Soft 7, Weather: Overcast, Rail Position: +10m Entire



BRISBANE
 RACING CLUB

Section	Overall	1400m	1200m	1000m	800m	600m	400m	200m
Section Times	1:36.84 [5] (0:14.39)	1:22.45 [2] (0:11.41)	1:11.04 [2] (0:12.04)	0:59.00 [2] (0:11.85)	0:47.15 [2] (0:11.62)	0:35.53 [2] (0:11.45)	0:24.08 [2] (0:11.48)	0:12.60 [3] (0:12.60)
Average Speed [km/h]	50.3	63.2	60.1	61.2	62.0	63.2	62.5	57.2
Top Speed [km/h]	64.8	64.7	60.4	62.0	63.7	63.9	64.5	60.1
Avg. Dist. to Rail [m]	9.4	4.1	2.5	1.3	0.6	0.7	1.9	2.9
Avg. Stride Freq. [Hz]	2.4	2.5	2.4	2.4	2.4	2.5	2.5	2.4
Avg. Stride Length [m]	5.9	7.1	7.0	7.1	7.1	7.1	7.0	6.7



- [] Ranking at each section and finish
- .-.- No data available at this section
- NA No data available



Horse/Jockey Name	A Deel Of Humour
Final Rank	6
Fastest Section Time (Section)	0:11.45 (600m)
Top Speed [km/h] (Section)	63.7 (400m)
Race State	Finished



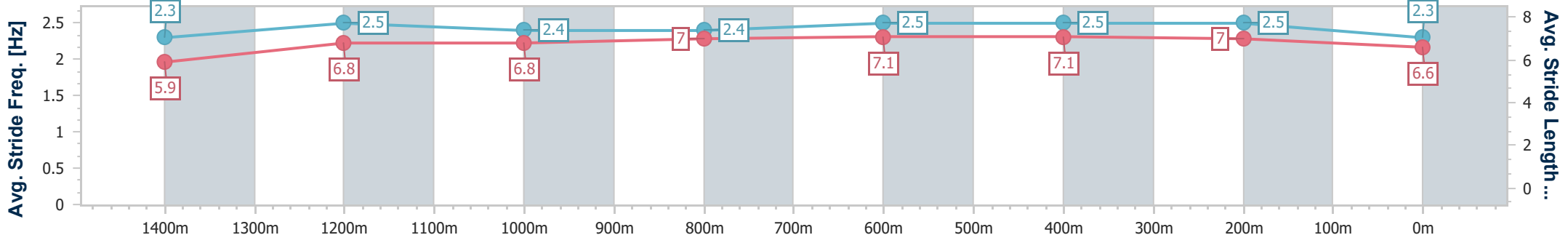
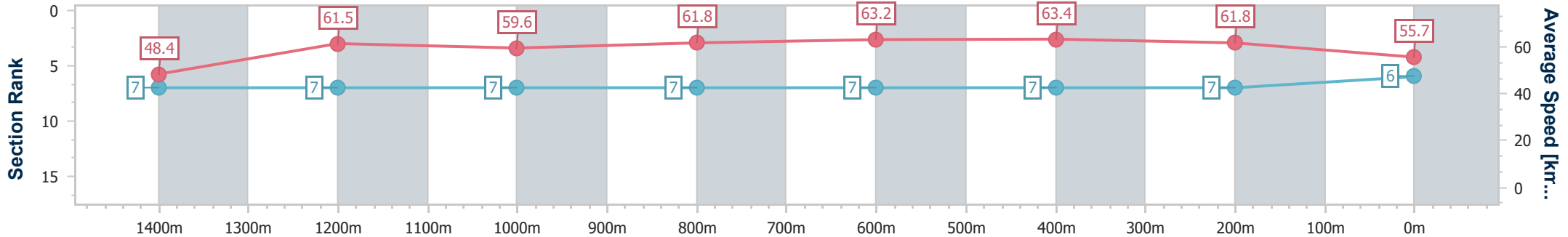
Eagle Farm QLD Professional
 Race 7: STRADBROKE SEASON BOOK NOW BENCHMARK 78
 Handicap - 1600m
 12 March 2025 - 14:48



BRISBANE
 RACING CLUB

Track Rating: Soft 7, Weather: Overcast, Rail Position: +10m Entire

Section	Overall	1400m	1200m	1000m	800m	600m	400m	200m
Section Times	1:37.98 [6] (0:14.96)	1:23.02 [7] (0:11.74)	1:11.28 [7] (0:12.11)	0:59.17 [7] (0:11.72)	0:47.45 [7] (0:11.46)	0:35.99 [7] (0:11.45)	0:24.54 [7] (0:11.65)	0:12.89 [7] (0:12.89)
Average Speed [km/h]	48.4	61.5	59.6	61.8	63.2	63.4	61.8	55.7
Top Speed [km/h]	62.2	62.2	59.9	62.7	63.4	63.6	63.7	58.9
Avg. Dist. to Rail [m]	6.7	2.9	2.1	1.5	1.3	1.7	4.2	5.2
Avg. Stride Freq. [Hz]	2.3	2.5	2.4	2.4	2.5	2.5	2.5	2.3
Avg. Stride Length [m]	5.9	6.8	6.8	7.0	7.1	7.1	7.0	6.6



- [] Ranking at each section and finish
- .-.- No data available at this section
- NA No data available



Horse/Jockey Name	Light Of Boom
Final Rank	7
Fastest Section Time (Section)	0:11.28 (600m)
Top Speed [km/h] (Section)	65.0 (600m)
Race State	Finished



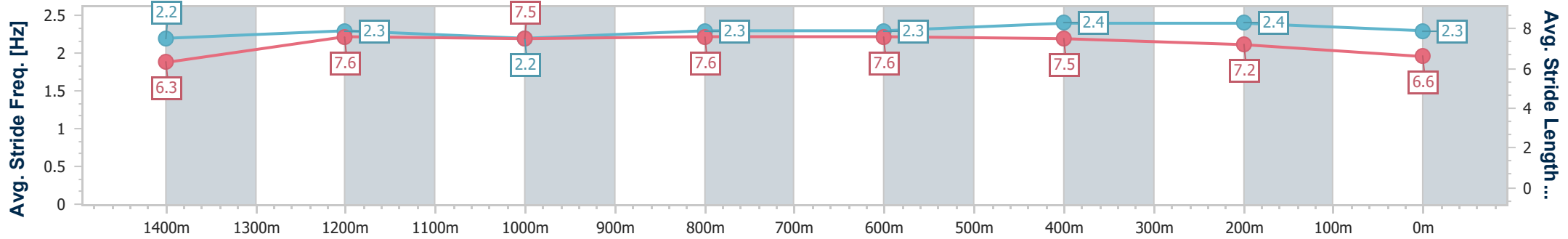
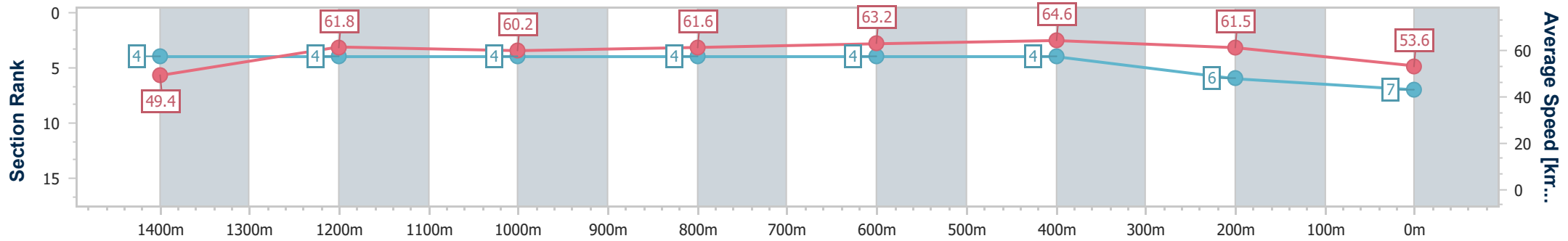
Eagle Farm QLD Professional
 Race 7: STRADBROKE SEASON BOOK NOW BENCHMARK 78
 Handicap - 1600m
 12 March 2025 - 14:48



BRISBANE
 RACING CLUB

Track Rating: Soft 7, Weather: Overcast, Rail Position: +10m Entire

Section	Overall	1400m	1200m	1000m	800m	600m	400m	200m
Section Times	1:38.00 [7] (0:14.59)	1:23.41 [4] (0:11.67)	1:11.74 [4] (0:12.00)	0:59.74 [4] (0:11.81)	0:47.93 [4] (0:11.49)	0:36.44 [4] (0:11.28)	0:25.16 [4] (0:11.68)	0:13.48 [6] (0:13.48)
Average Speed [km/h]	49.4	61.8	60.2	61.6	63.2	64.6	61.5	53.6
Top Speed [km/h]	63.1	63.1	60.9	62.5	64.0	65.0	63.7	58.5
Avg. Dist. to Rail [m]	3.5	2.1	2.2	2.0	2.1	2.3	4.0	4.7
Avg. Stride Freq. [Hz]	2.2	2.3	2.2	2.3	2.3	2.4	2.4	2.3
Avg. Stride Length [m]	6.3	7.6	7.5	7.6	7.6	7.5	7.2	6.6



- [] Ranking at each section and finish
- .-.- No data available at this section
- NA No data available



Eagle Farm QLD Professional

Race 8: XXXX GOLD BENCHMARK 65 Handicap - 1200m

12 March 2025 - 15:23



BRISBANE
RACING CLUB

Track Rating: Soft 7, Weather: Overcast, Rail Position: +10m Entire

Section		Field Times										Last 600m	
		Overall	1000m	800m	600m	400m	200m						0:35.35
		1:10.50 (0:13.25)	0:57.25 (0:10.72)	0:46.53 (0:11.18)	0:35.35 (0:11.63)	0:23.72 (0:11.54)	0:12.18 (0:12.18)						
Rank	TAB Horse/Jockey	Barrier	Top Speed [km/h]	Fastest Section								Margin	Distance Travelled [m]
1	6 TRY EVERYTHING Emily Lang	2	67.7 1000m	0:10.85 1000m	1:10.50 [1] (0:13.99)	0:56.51 [8] (0:10.85)	0:45.66 [8] (0:11.17)	0:34.49 [7] (0:11.40)	0:23.09 [7] (0:11.25)	0:11.84 [5] (0:11.84)	1:10.50	0:34.49	
2	9 UNTOUCHABLE LEGEND Martin Harley	7	67.8 1000m	0:10.82 1000m	1:10.61 [2] (0:13.39)	0:57.22 [3] (0:10.82)	0:46.40 [3] (0:11.25)	0:35.15 [2] (0:11.51)	0:23.64 [3] (0:11.35)	0:12.29 [1] (0:12.29)	0.67L	0:35.15	+2
3	15 I AM A MARVEL Cejay Graham	9	68.8 1000m	0:10.77 1000m	1:10.78 [3] (0:13.68)	0:57.10 [5] (0:10.77)	0:46.33 [5] (0:11.31)	0:35.02 [6] (0:11.43)	0:23.59 [5] (0:11.29)	0:12.30 [4] (0:12.30)	1.65L	0:35.02	+4
4	16 VINDICTA Jake Bayliss	5	66.6 1000m	0:10.85 1000m	1:10.85 [4] (0:13.74)	0:57.11 [6] (0:10.85)	0:46.26 [6] (0:11.05)	0:35.21 [5] (0:11.30)	0:23.91 [2] (0:11.41)	0:12.50 [2] (0:12.50)	2.06L	0:35.21	-9
5	1 AIR MARSHAL Dan McGillivray	11	67.7 1000m	0:10.96 1000m	1:11.53 [5] (0:13.82)	0:57.71 [7] (0:10.96)	0:46.75 [7] (0:11.30)	0:35.45 [8] (0:11.39)	0:24.06 [8] (0:11.39)	0:12.67 [6] (0:12.67)	6.03L	0:35.45	+8
6	11 EXTESSIVE Cody Collis	13	68.5 1000m	0:10.81 1000m	1:11.74 [6] (0:13.51)	0:58.23 [4] (0:10.81)	0:47.42 [4] (0:11.20)	0:36.22 [3] (0:11.71)	0:24.51 [6] (0:11.77)	0:12.74 [7] (0:12.74)	7.28L	0:36.22	+4
7	8 DEPUTIZE Jag Guthmann-Chester	15	67.7 1000m	0:10.72 1000m	1:11.77 [7] (0:13.25)	0:58.52 [1] (0:10.72)	0:47.80 [1] (0:11.18)	0:36.62 [1] (0:11.63)	0:24.99 [1] (0:11.69)	0:13.30 [3] (0:13.30)	7.47L	0:36.62	-3
8	20 DUNTROON LASS Cobi Vitler	18	68.7 Overall	0:10.77 1000m	1:12.77 [8] (0:13.32)	0:59.45 [2] (0:10.77)	0:48.68 [2] (0:11.48)	0:37.20 [4] (0:11.59)	0:25.61 [4] (0:11.94)	0:13.67 [8] (0:13.67)	13.35L	0:37.20	+5

Scratched: Hoot 'N' Holler (#2), April In Augusta (#4), River Ribble (#3), Celestial Harbour (#7), Greyzous (#5), Affinity Flyer (#10), Valetudo (#12), Rose Of Shiraz (#13), Limahuli (#14), Script Writer (#18), Chill

[] Ranking at each section and finish
-:-:- No data available at this section
NA No data available

SCN Saddle cloth number
DNF Did not finish
DNT Did not track



Horse/Jockey Name	Try Everything
Final Rank	1
Fastest Section Time (Section)	0:10.85 (1000m)
Top Speed [km/h] (Section)	67.7 (1000m)
Race State	Finished



Eagle Farm QLD Professional

Race 8: XXXX GOLD BENCHMARK 65 Handicap - 1200m

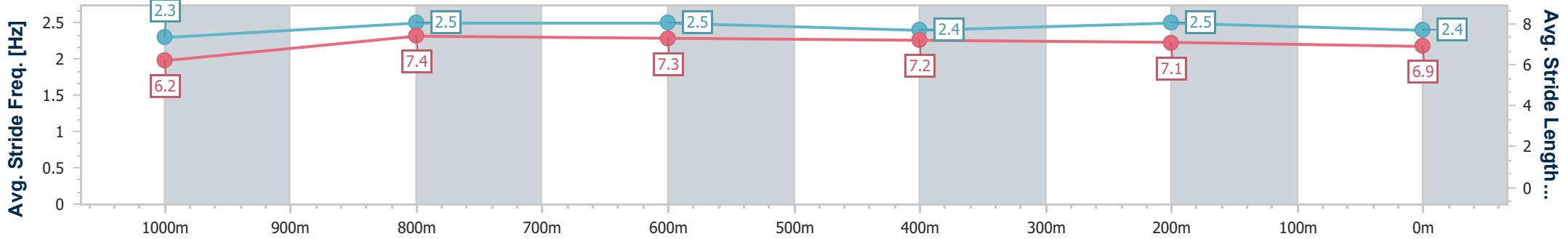
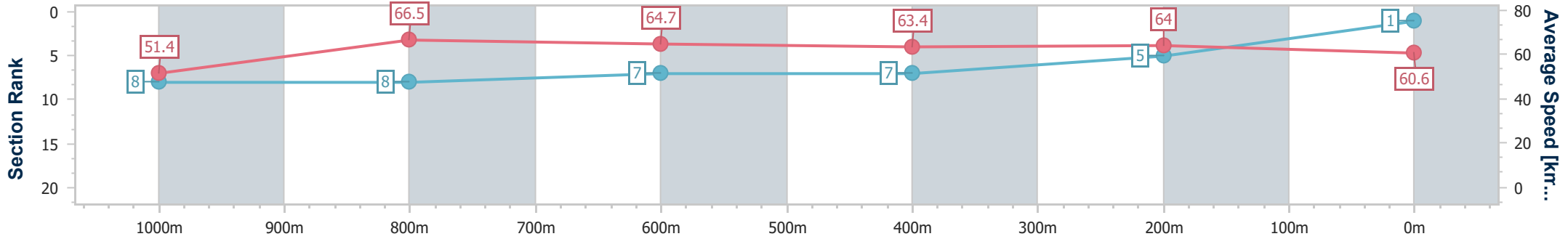
12 March 2025 - 15:23

Track Rating: Soft 7, Weather: Overcast, Rail Position: +10m Entire



BRISBANE RACING CLUB

Section	Overall	1000m	800m	600m	400m	200m
Section Times	1:10.50 [1] (0:13.99)	0:56.51 [8] (0:10.85)	0:45.66 [8] (0:11.17)	0:34.49 [7] (0:11.40)	0:23.09 [7] (0:11.25)	0:11.84 [5] (0:11.84)
Average Speed [km/h]	51.4	66.5	64.7	63.4	64.0	60.6
Top Speed [km/h]	64.6	67.7	67.5	65.0	65.0	63.1
Avg. Dist. to Rail [m]	1.0	0.6	0.3	1.2	3.1	2.8
Avg. Stride Freq. [Hz]	2.3	2.5	2.5	2.4	2.5	2.4
Avg. Stride Length [m]	6.2	7.4	7.3	7.2	7.1	6.9



- [] Ranking at each section and finish
- .-.- No data available at this section
- NA No data available



Horse/Jockey Name	Untouchable Legend
Final Rank	2
Fastest Section Time (Section)	0:10.82 (1000m)
Top Speed [km/h] (Section)	67.8 (1000m)
Race State	Finished



Eagle Farm QLD Professional

Race 8: XXXX GOLD BENCHMARK 65 Handicap - 1200m

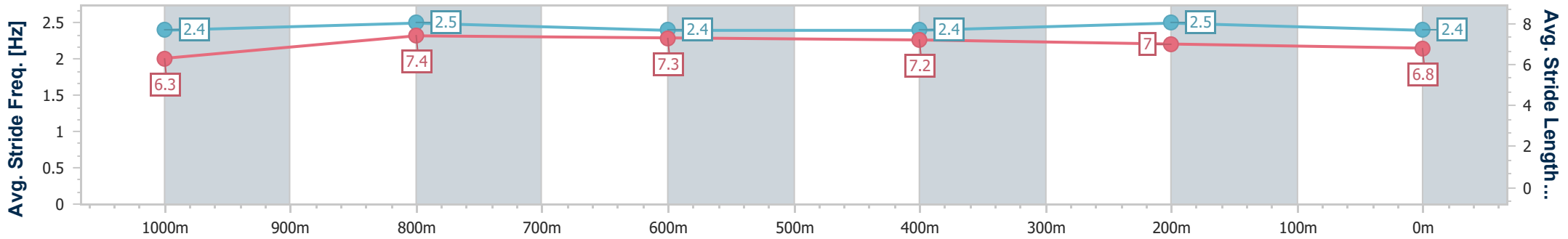
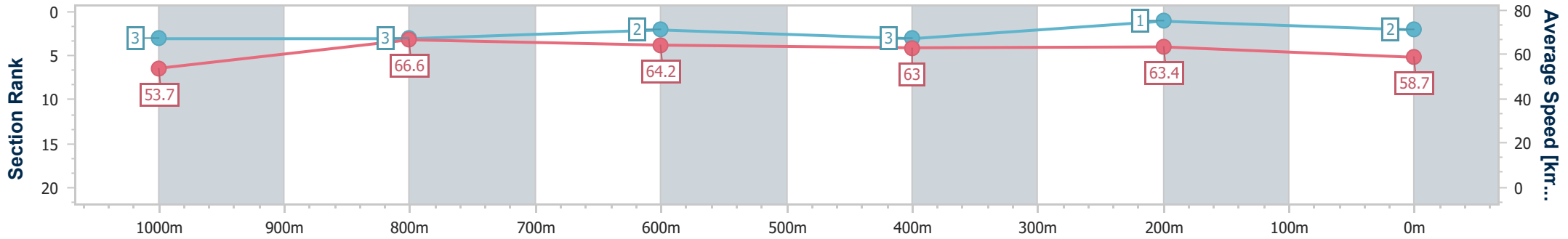
12 March 2025 - 15:23

Track Rating: Soft 7, Weather: Overcast, Rail Position: +10m Entire



BRISBANE RACING CLUB

Section	Overall	1000m	800m	600m	400m	200m
Section Times	1:10.61 [2] (0:13.39)	0:57.22 [3] (0:10.82)	0:46.40 [3] (0:11.25)	0:35.15 [2] (0:11.51)	0:23.64 [3] (0:11.35)	0:12.29 [1] (0:12.29)
Average Speed [km/h]	53.7	66.6	64.2	63.0	63.4	58.7
Top Speed [km/h]	65.8	67.8	66.5	64.0	64.8	62.3
Avg. Dist. to Rail [m]	2.4	0.5	0.6	1.6	5.0	4.7
Avg. Stride Freq. [Hz]	2.4	2.5	2.4	2.4	2.5	2.4
Avg. Stride Length [m]	6.3	7.4	7.3	7.2	7.0	6.8



- [] Ranking at each section and finish
- .-.- No data available at this section
- NA No data available



Horse/Jockey Name	I Am A Marvel
Final Rank	3
Fastest Section Time (Section)	0:10.77 (1000m)
Top Speed [km/h] (Section)	68.8 (1000m)
Race State	Finished



Eagle Farm QLD Professional

Race 8: XXXX GOLD BENCHMARK 65 Handicap - 1200m

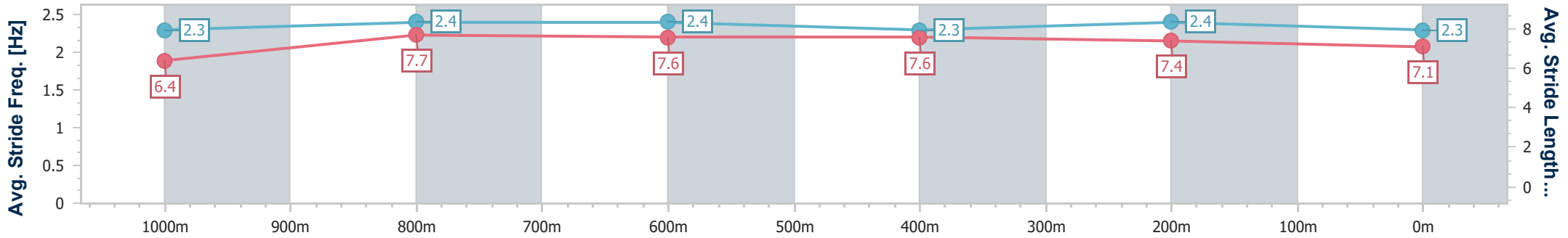
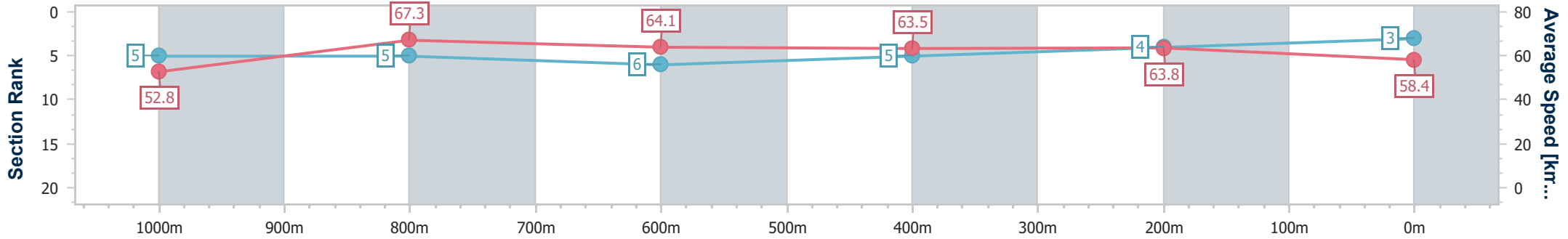
12 March 2025 - 15:23

Track Rating: Soft 7, Weather: Overcast, Rail Position: +10m Entire



BRISBANE RACING CLUB

Section	Overall	1000m	800m	600m	400m	200m
Section Times	1:10.78 [3] (0:13.68)	0:57.10 [5] (0:10.77)	0:46.33 [5] (0:11.31)	0:35.02 [6] (0:11.43)	0:23.59 [5] (0:11.29)	0:12.30 [4] (0:12.30)
Average Speed [km/h]	52.8	67.3	64.1	63.5	63.8	58.4
Top Speed [km/h]	65.6	68.8	67.5	64.8	64.8	62.1
Avg. Dist. to Rail [m]	3.7	1.7	1.3	2.0	6.5	7.0
Avg. Stride Freq. [Hz]	2.3	2.4	2.4	2.3	2.4	2.3
Avg. Stride Length [m]	6.4	7.7	7.6	7.6	7.4	7.1



- [] Ranking at each section and finish
- .-.- No data available at this section
- NA No data available



Horse/Jockey Name	Vindicta
Final Rank	4
Fastest Section Time (Section)	0:10.85 (1000m)
Top Speed [km/h] (Section)	66.6 (1000m)
Race State	Finished



Eagle Farm QLD Professional

Race 8: XXXX GOLD BENCHMARK 65 Handicap - 1200m

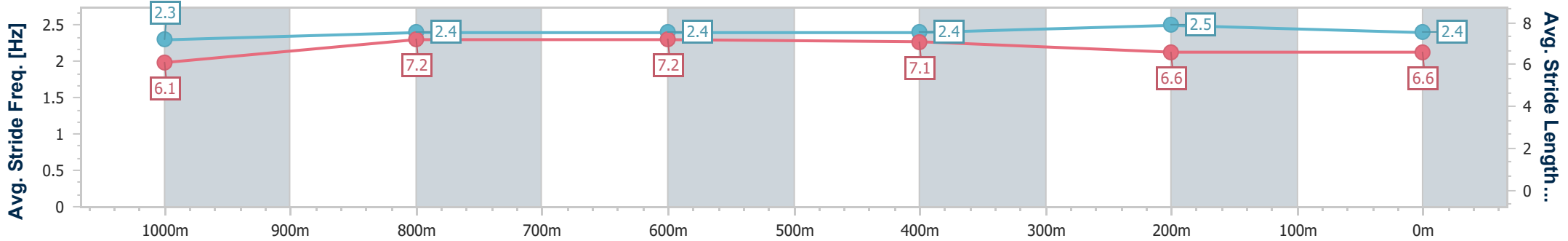
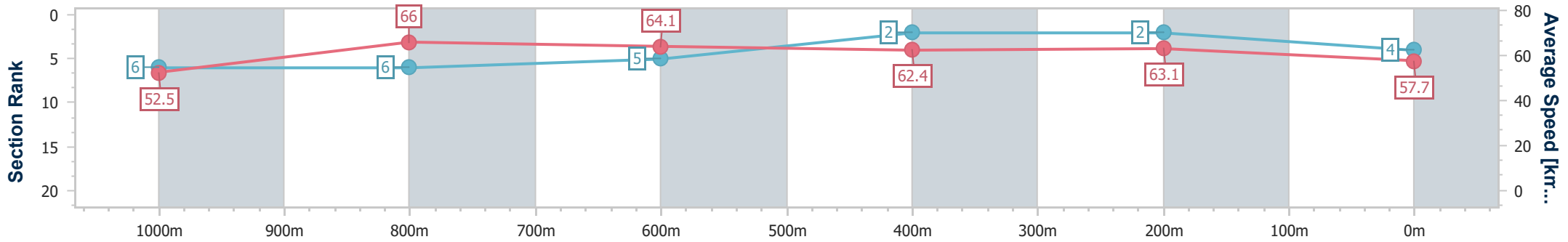
12 March 2025 - 15:23

Track Rating: Soft 7, Weather: Overcast, Rail Position: +10m Entire



BRISBANE RACING CLUB

Section	Overall	1000m	800m	600m	400m	200m
Section Times	1:10.85 [4] (0:13.74)	0:57.11 [6] (0:10.85)	0:46.26 [6] (0:11.05)	0:35.21 [5] (0:11.30)	0:23.91 [2] (0:11.41)	0:12.50 [2] (0:12.50)
Average Speed [km/h]	52.5	66.0	64.1	62.4	63.1	57.7
Top Speed [km/h]	65.1	66.6	65.9	63.7	64.3	61.3
Avg. Dist. to Rail [m]	1.2	1.4	3.4	4.1	2.2	3.7
Avg. Stride Freq. [Hz]	2.3	2.4	2.4	2.4	2.5	2.4
Avg. Stride Length [m]	6.1	7.2	7.2	7.1	6.6	6.6



- [] Ranking at each section and finish
- .-.- No data available at this section
- NA No data available



Horse/Jockey Name	Air Marshal
Final Rank	5
Fastest Section Time (Section)	0:10.96 (1000m)
Top Speed [km/h] (Section)	67.7 (1000m)
Race State	Finished



Eagle Farm QLD Professional

Race 8: XXXX GOLD BENCHMARK 65 Handicap - 1200m

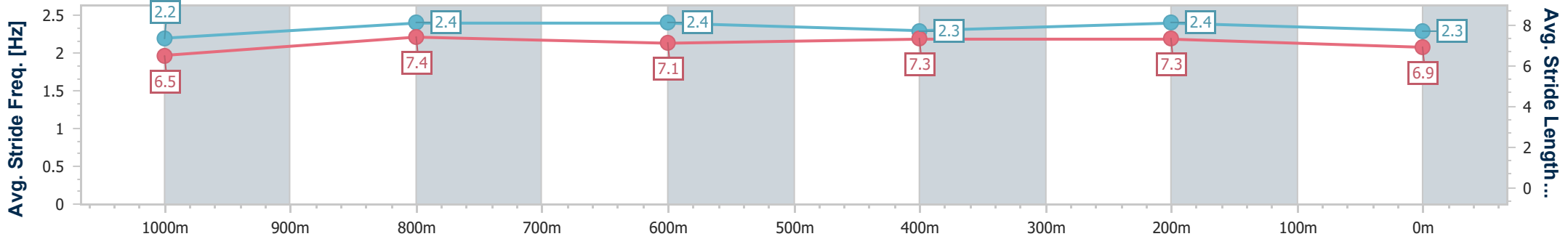
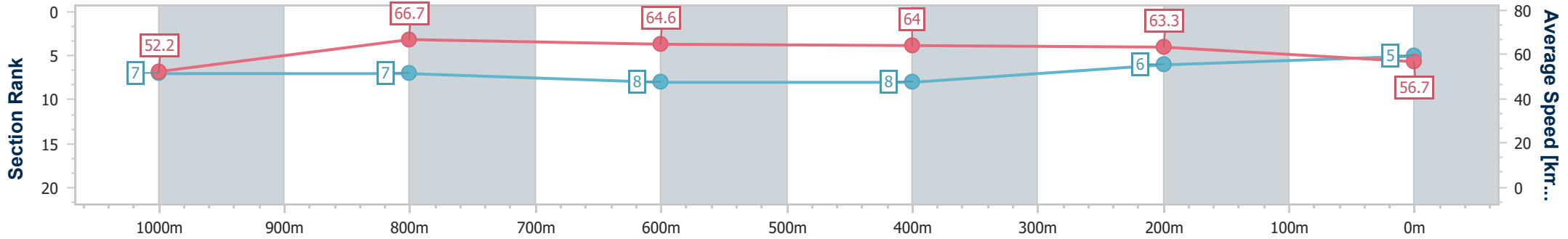
12 March 2025 - 15:23

Track Rating: Soft 7, Weather: Overcast, Rail Position: +10m Entire



BRISBANE RACING CLUB

Section	Overall	1000m	800m	600m	400m	200m
Section Times	1:11.53 [5] (0:13.82)	0:57.71 [7] (0:10.96)	0:46.75 [7] (0:11.30)	0:35.45 [8] (0:11.39)	0:24.06 [8] (0:11.39)	0:12.67 [6] (0:12.67)
Average Speed [km/h]	52.2	66.7	64.6	64.0	63.3	56.7
Top Speed [km/h]	67.5	67.7	67.6	65.3	65.2	60.8
Avg. Dist. to Rail [m]	3.5	3.4	3.3	2.6	8.8	8.4
Avg. Stride Freq. [Hz]	2.2	2.4	2.4	2.3	2.4	2.3
Avg. Stride Length [m]	6.5	7.4	7.1	7.3	7.3	6.9



- [] Ranking at each section and finish
- .-.- No data available at this section
- NA No data available



Horse/Jockey Name	Extensive
Final Rank	6
Fastest Section Time (Section)	0:10.81 (1000m)
Top Speed [km/h] (Section)	68.5 (1000m)
Race State	Finished



Eagle Farm QLD Professional

Race 8: XXXX GOLD BENCHMARK 65 Handicap - 1200m

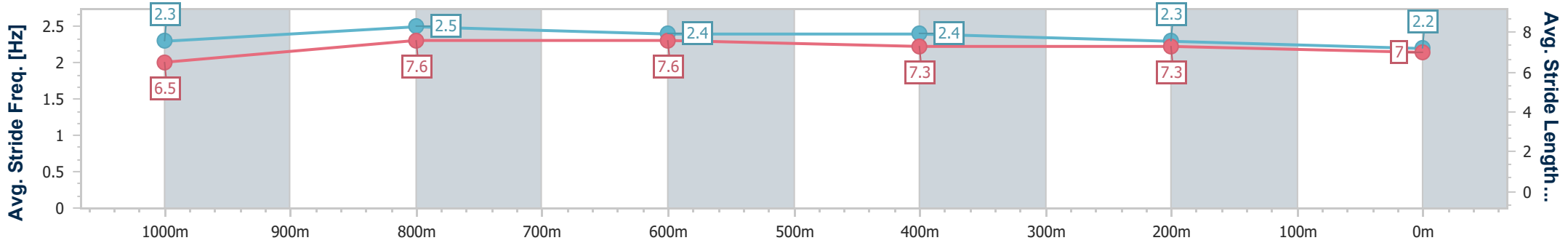
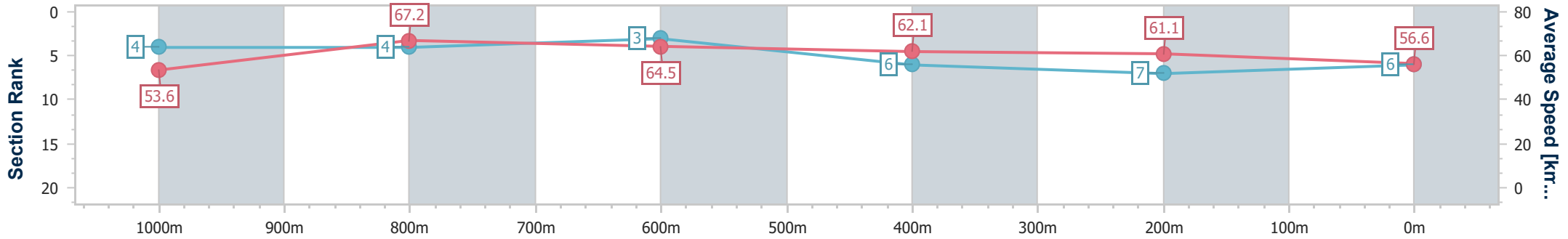
12 March 2025 - 15:23

Track Rating: Soft 7, Weather: Overcast, Rail Position: +10m Entire



BRISBANE RACING CLUB

Section	Overall	1000m	800m	600m	400m	200m
Section Times	1:11.74 [6] (0:13.51)	0:58.23 [4] (0:10.81)	0:47.42 [4] (0:11.20)	0:36.22 [3] (0:11.71)	0:24.51 [6] (0:11.77)	0:12.74 [7] (0:12.74)
Average Speed [km/h]	53.6	67.2	64.5	62.1	61.1	56.6
Top Speed [km/h]	65.7	68.5	67.4	63.9	63.6	59.9
Avg. Dist. to Rail [m]	4.9	1.9	0.7	2.6	7.0	4.3
Avg. Stride Freq. [Hz]	2.3	2.5	2.4	2.4	2.3	2.2
Avg. Stride Length [m]	6.5	7.6	7.6	7.3	7.3	7.0



- [] Ranking at each section and finish
- .-.- No data available at this section
- NA No data available



Horse/Jockey Name	Deputize
Final Rank	7
Fastest Section Time (Section)	0:10.72 (1000m)
Top Speed [km/h] (Section)	67.7 (1000m)
Race State	Finished



Eagle Farm QLD Professional

Race 8: XXXX GOLD BENCHMARK 65 Handicap - 1200m

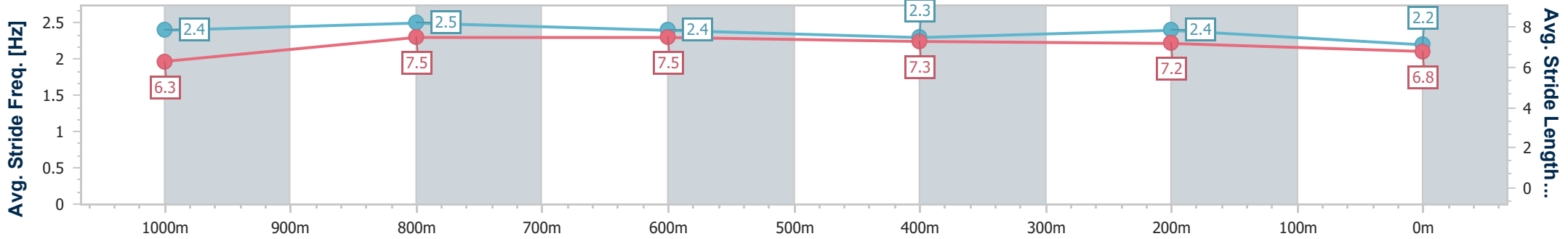
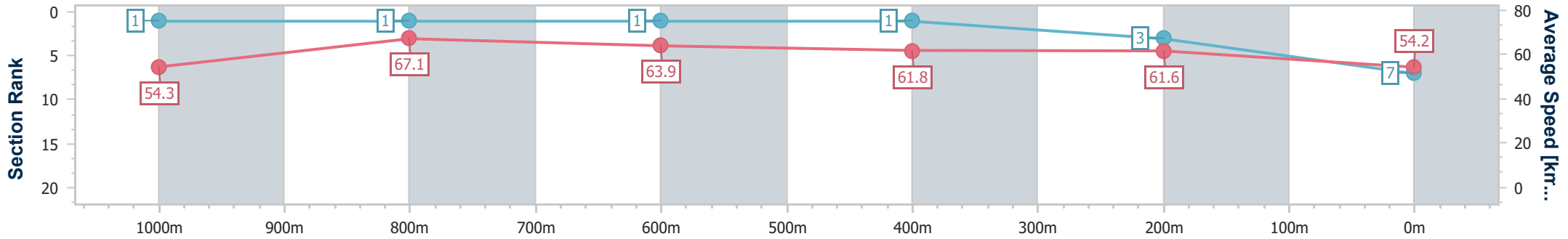
12 March 2025 - 15:23

Track Rating: Soft 7, Weather: Overcast, Rail Position: +10m Entire



BRISBANE RACING CLUB

Section	Overall	1000m	800m	600m	400m	200m
Section Times	1:11.77 [7] (0:13.25)	0:58.52 [1] (0:10.72)	0:47.80 [1] (0:11.18)	0:36.62 [1] (0:11.63)	0:24.99 [1] (0:11.69)	0:13.30 [3] (0:13.30)
Average Speed [km/h]	54.3	67.1	63.9	61.8	61.6	54.2
Top Speed [km/h]	67.6	67.7	66.1	62.6	63.4	58.3
Avg. Dist. to Rail [m]	5.4	1.4	1.0	0.5	2.8	3.1
Avg. Stride Freq. [Hz]	2.4	2.5	2.4	2.3	2.4	2.2
Avg. Stride Length [m]	6.3	7.5	7.5	7.3	7.2	6.8



- [] Ranking at each section and finish
- .-.- No data available at this section
- NA No data available



Horse/Jockey Name	Dunroon Lass
Final Rank	8
Fastest Section Time (Section)	0:10.77 (1000m)
Top Speed [km/h] (Section)	68.7 (Overall)
Race State	Finished



Eagle Farm QLD Professional

Race 8: XXXX GOLD BENCHMARK 65 Handicap - 1200m

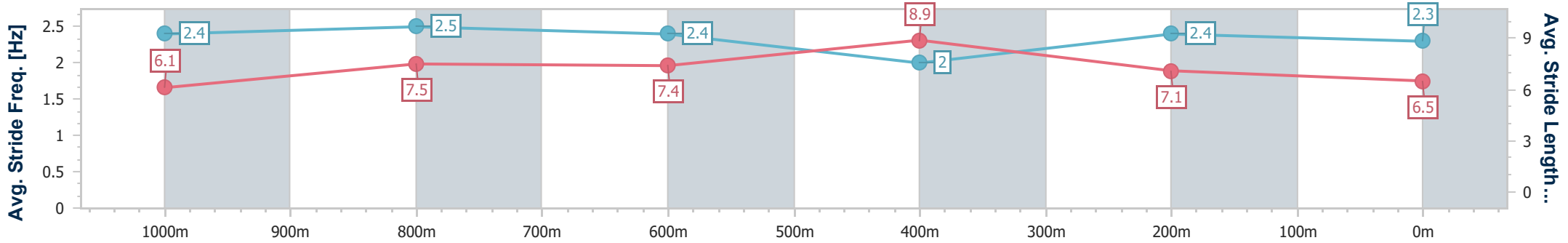
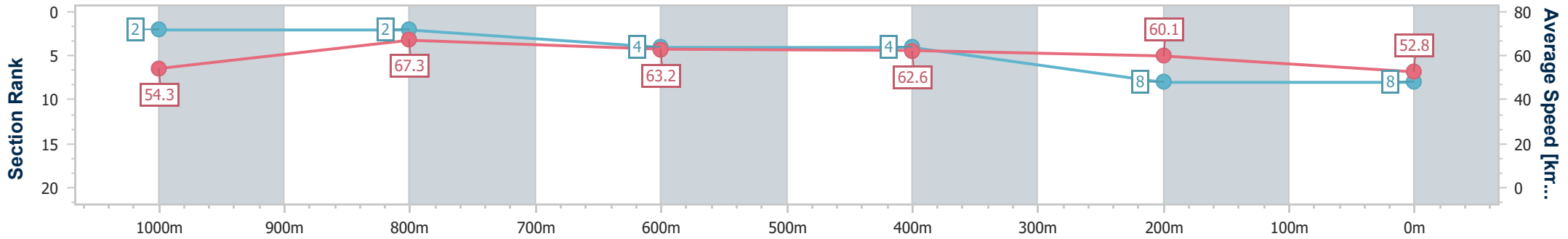
12 March 2025 - 15:23

Track Rating: Soft 7, Weather: Overcast, Rail Position: +10m Entire



BRISBANE RACING CLUB

Section	Overall	1000m	800m	600m	400m	200m
Section Times	1:12.77 [8] (0:13.32)	0:59.45 [2] (0:10.77)	0:48.68 [2] (0:11.48)	0:37.20 [4] (0:11.59)	0:25.61 [4] (0:11.94)	0:13.67 [8] (0:13.67)
Average Speed [km/h]	54.3	67.3	63.2	62.6	60.1	52.8
Top Speed [km/h]	68.7	68.4	66.2	64.1	63.3	56.4
Avg. Dist. to Rail [m]	6.8	1.5	1.8	1.3	4.7	4.8
Avg. Stride Freq. [Hz]	2.4	2.5	2.4	2.0	2.4	2.3
Avg. Stride Length [m]	6.1	7.5	7.4	8.9	7.1	6.5



- [] Ranking at each section and finish
- .-.- No data available at this section
- NA No data available



Eagle Farm QLD Professional
Race 9: SKY RACING Class 2 Plate - 1600m
12 March 2025 - 16:03



BRISBANE
RACING CLUB

Track Rating: Soft 7, Weather: Overcast, Rail Position: +10m Entire

Section		Overall	1400m	1200m	1000m	800m	600m	400m	Last 600m				
Field Times		1:35.57 (0:13.75)	1:21.82 (0:11.17)	1:10.65 (0:11.44)	0:59.21 (0:11.61)	0:47.60 (0:11.86)	0:35.74 (0:11.69)	0:24.05 (0:11.68)	0:35.74				
Rank	TAB Horse/Jockey	Barrier	Top Speed [km/h]	Fastest Section									Distance Travelled [m]
1	9 SHE'S GOT VEUVE Kyle Wilson-Taylor	9	64.5 400m	0:11.33 400m	1:35.57 [1] (0:14.56)	1:21.01 [6] (0:11.55)	1:09.46 [6] (0:11.40)	0:58.06 [6] (0:11.52)	0:46.54 [6] (0:11.56)	0:34.98 [5] (0:11.47)	0:23.51 [5] (0:11.33)	0:34.98	
2	2 JONNY DA WOLF Georgina Cartwright	10	65.1 Overall	0:11.30 1400m	1:35.76 [2] (0:13.87)	1:21.89 [2] (0:11.30)	1:10.59 [2] (0:11.46)	0:59.13 [2] (0:11.54)	0:47.59 [2] (0:11.81)	0:35.78 [2] (0:11.67)	0:24.11 [2] (0:11.69)	0:35.78	-6
3	1 EXPRESS PAYMENT Jake Bayliss	1	65.9 1400m	0:11.17 1400m	1:35.86 [3] (0:13.75)	1:22.11 [1] (0:11.17)	1:10.94 [1] (0:11.44)	0:59.50 [1] (0:11.61)	0:47.89 [1] (0:11.86)	0:36.03 [1] (0:11.69)	0:24.34 [1] (0:11.68)	0:36.03	+0
4	6 KIRIKAN Cody Collis	2	64.6 1000m	0:11.35 1200m	1:36.18 [4] (0:14.30)	1:21.88 [4] (0:11.56)	1:10.32 [5] (0:11.35)	0:58.97 [4] (0:11.56)	0:47.41 [4] (0:11.65)	0:35.76 [4] (0:11.53)	0:24.23 [4] (0:11.60)	0:35.76	-3
5	10 TIGON PRINCESS Andrew Mallyon	3	65.4 1200m	0:11.38 1400m	1:36.79 [5] (0:13.94)	1:22.85 [3] (0:11.38)	1:11.47 [3] (0:11.44)	1:00.03 [3] (0:11.70)	0:48.33 [3] (0:11.87)	0:36.46 [3] (0:11.56)	0:24.90 [3] (0:11.85)	0:36.46	+2
6	12 POUTCHEK Cejay Graham	8	65.4 600m	0:11.38 600m	1:37.21 [6] (0:14.32)	1:22.89 [5] (0:11.49)	1:11.40 [4] (0:11.42)	0:59.98 [5] (0:11.58)	0:48.40 [5] (0:11.89)	0:36.51 [6] (0:11.38)	0:25.13 [6] (0:11.78)	0:36.51	+9

Scratched: Rothesay's Lad (#3), Cool Panels (#5), Waverley (#4), Rhodesian Diamond (#7), Shapin Power (#8), He's A Saint (#11)

[] Ranking at each section and finish
 -:-:- No data available at this section
 NA No data available

SCN Saddle cloth number
 DNF Did not finish
 DNT Did not track



Eagle Farm QLD Professional
Race 9: SKY RACING Class 2 Plate - 1600m
12 March 2025 - 16:03



Track Rating: Soft 7, Weather: Overcast, Rail Position: +10m Entire

Section							200m			Last 600m	
Field Times							0:12.37			0:35.74	
Rank	TAB	Horse/Jockey	Barrier	Top Speed [km/h]	Fastest Section	Margin				Distance Travelled [m]	
1	9	SHE'S GOT VEUVE Kyle Wilson-Taylor	9	64.5 400m	0:11.33 400m	0:12.18 [3] (0:12.18)	1:35.57			0:34.98	
2	2	JONNY DA WOLF Georgina Cartwright	10	65.1 Overall	0:11.30 1400m	0:12.42 [2] (0:12.42)	1.09L			0:35.78	-6
3	1	EXPRESS PAYMENT Jake Bayliss	1	65.9 1400m	0:11.17 1400m	0:12.66 [1] (0:12.66)	1.69L			0:36.03	+0
4	6	KIRIKAN Cody Collis	2	64.6 1000m	0:11.35 1200m	0:12.63 [4] (0:12.63)	3.54L			0:35.76	-3
5	10	TIGON PRINCESS Andrew Mallyon	3	65.4 1200m	0:11.38 1400m	0:13.05 [5] (0:13.05)	7.14L			0:36.46	+2
6	12	POUTCHEK Cejay Graham	8	65.4 600m	0:11.38 600m	0:13.35 [6] (0:13.35)	9.62L			0:36.51	+9

Scratched: **Rothesay's Lad (#3), Cool Panels (#5), Waverley (#4), Rhodesian Diamond (#7), Shapin Power (#8), He's A Saint (#11)**

[] Ranking at each section and finish
 -:-:- No data available at this section
 NA No data available

SCN Saddle cloth number
 DNF Did not finish
 DNT Did not track



Horse/Jockey Name	She's Got Veuve
Final Rank	1
Fastest Section Time (Section)	0:11.33 (400m)
Top Speed [km/h] (Section)	64.5 (400m)
Race State	Finished



Eagle Farm QLD Professional
Race 9: SKY RACING Class 2 Plate - 1600m

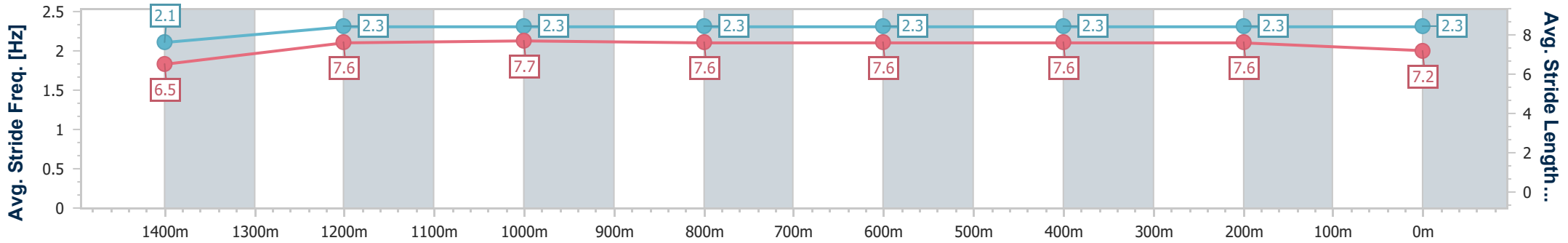
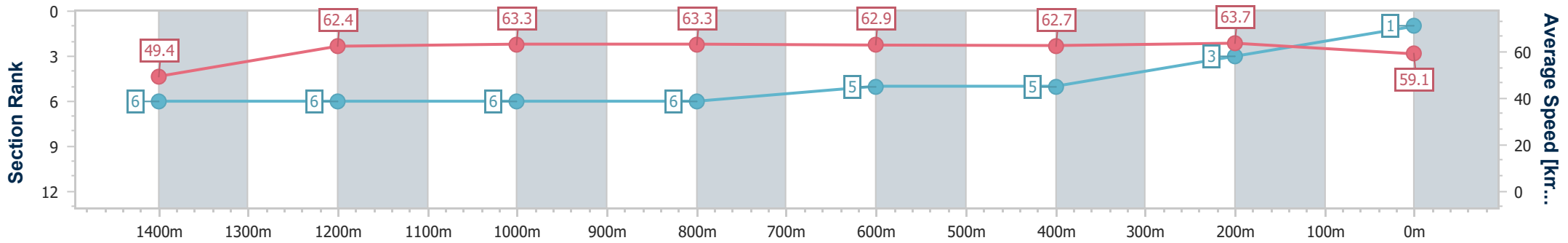
12 March 2025 - 16:03

Track Rating: Soft 7, Weather: Overcast, Rail Position: +10m Entire



BRISBANE
RACING CLUB

Section	Overall	1400m	1200m	1000m	800m	600m	400m	200m
Section Times	1:35.57 [1] (0:14.56)	1:21.01 [6] (0:11.55)	1:09.46 [6] (0:11.40)	0:58.06 [6] (0:11.52)	0:46.54 [6] (0:11.56)	0:34.98 [5] (0:11.47)	0:23.51 [5] (0:11.33)	0:12.18 [3] (0:12.18)
Average Speed [km/h]	49.4	62.4	63.3	63.3	62.9	62.7	63.7	59.1
Top Speed [km/h]	61.6	63.9	64.1	63.7	64.0	64.2	64.5	62.0
Avg. Dist. to Rail [m]	3.4	1.5	2.0	2.1	2.3	0.4	1.2	1.1
Avg. Stride Freq. [Hz]	2.1	2.3	2.3	2.3	2.3	2.3	2.3	2.3
Avg. Stride Length [m]	6.5	7.6	7.7	7.6	7.6	7.6	7.6	7.2



- [] Ranking at each section and finish
- .-.- No data available at this section
- NA No data available



Horse/Jockey Name	Jonny Da Wolf
Final Rank	2
Fastest Section Time (Section)	0:11.30 (1400m)
Top Speed [km/h] (Section)	65.1 (Overall)
Race State	Finished



Eagle Farm QLD Professional
Race 9: SKY RACING Class 2 Plate - 1600m

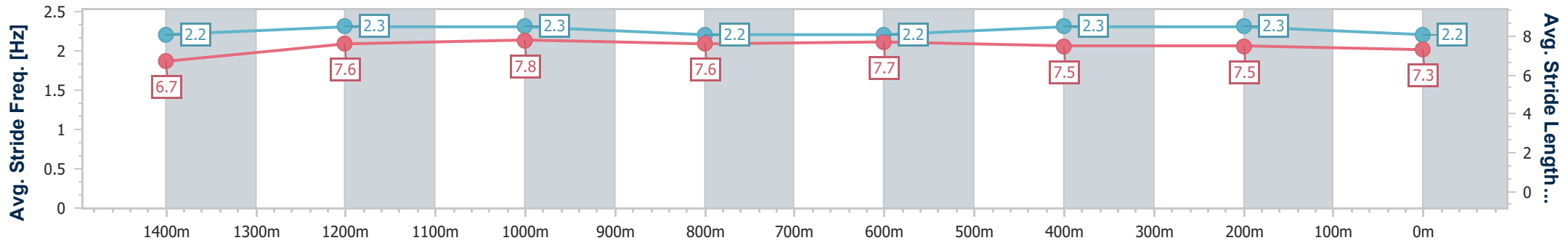
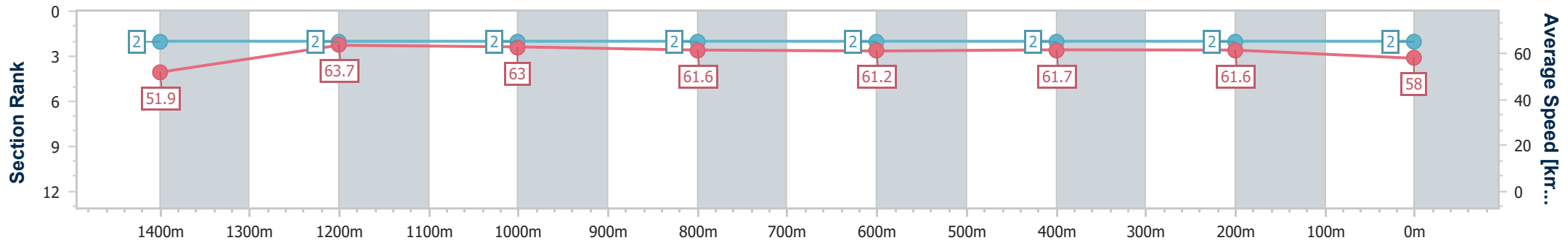
12 March 2025 - 16:03

Track Rating: Soft 7, Weather: Overcast, Rail Position: +10m Entire



BRISBANE RACING CLUB

Section	Overall	1400m	1200m	1000m	800m	600m	400m	200m
Section Times	1:35.76 [2] (0:13.87)	1:21.89 [2] (0:11.30)	1:10.59 [2] (0:11.46)	0:59.13 [2] (0:11.54)	0:47.59 [2] (0:11.81)	0:35.78 [2] (0:11.67)	0:24.11 [2] (0:11.69)	0:12.42 [2] (0:12.42)
Average Speed [km/h]	51.9	63.7	63.0	61.6	61.2	61.7	61.6	58.0
Top Speed [km/h]	65.1	65.0	63.7	62.6	61.9	62.7	63.0	60.5
Avg. Dist. to Rail [m]	5.5	0.7	0.8	1.8	0.7	0.4	0.9	2.5
Avg. Stride Freq. [Hz]	2.2	2.3	2.3	2.2	2.2	2.3	2.3	2.2
Avg. Stride Length [m]	6.7	7.6	7.8	7.6	7.7	7.5	7.5	7.3



- [] Ranking at each section and finish
- .-.- No data available at this section
- NA No data available



Horse/Jockey Name	Express Payment
Final Rank	3
Fastest Section Time (Section)	0:11.17 (1400m)
Top Speed [km/h] (Section)	65.9 (1400m)
Race State	Finished



Eagle Farm QLD Professional
Race 9: SKY RACING Class 2 Plate - 1600m

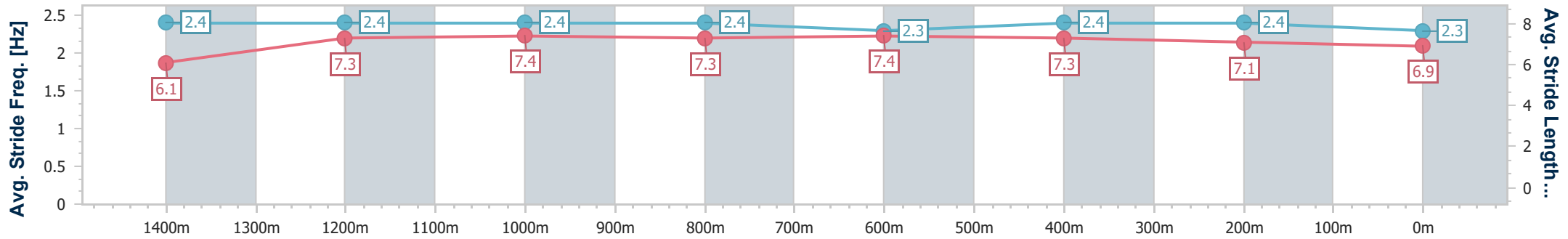
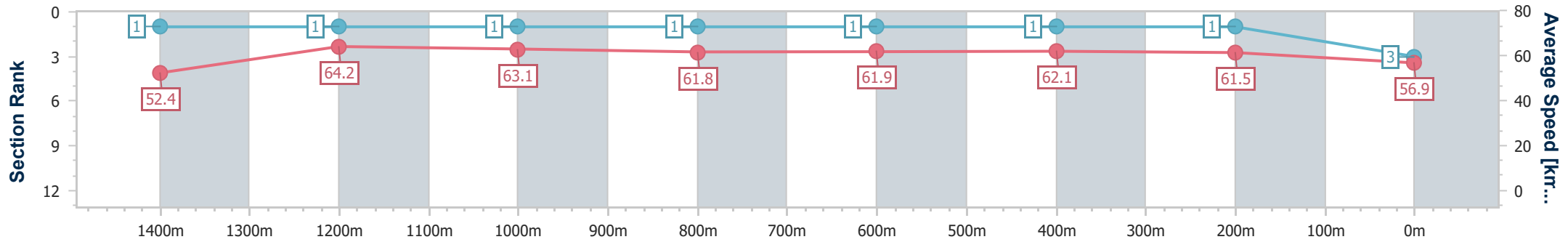
12 March 2025 - 16:03

Track Rating: Soft 7, Weather: Overcast, Rail Position: +10m Entire



BRISBANE RACING CLUB

Section	Overall	1400m	1200m	1000m	800m	600m	400m	200m
Section Times	1:35.86 [3] (0:13.75)	1:22.11 [1] (0:11.17)	1:10.94 [1] (0:11.44)	0:59.50 [1] (0:11.61)	0:47.89 [1] (0:11.86)	0:36.03 [1] (0:11.69)	0:24.34 [1] (0:11.68)	0:12.66 [1] (0:12.66)
Average Speed [km/h]	52.4	64.2	63.1	61.8	61.9	62.1	61.5	56.9
Top Speed [km/h]	64.7	65.9	63.9	62.7	62.7	63.2	63.1	59.4
Avg. Dist. to Rail [m]	0.7	0.5	0.8	1.0	3.9	1.8	0.5	1.6
Avg. Stride Freq. [Hz]	2.4	2.4	2.4	2.4	2.3	2.4	2.4	2.3
Avg. Stride Length [m]	6.1	7.3	7.4	7.3	7.4	7.3	7.1	6.9



- [] Ranking at each section and finish
- .-.- No data available at this section
- NA No data available



Horse/Jockey Name	Kirikan
Final Rank	4
Fastest Section Time (Section)	0:11.35 (1200m)
Top Speed [km/h] (Section)	64.6 (1000m)
Race State	Finished



Eagle Farm QLD Professional
Race 9: SKY RACING Class 2 Plate - 1600m

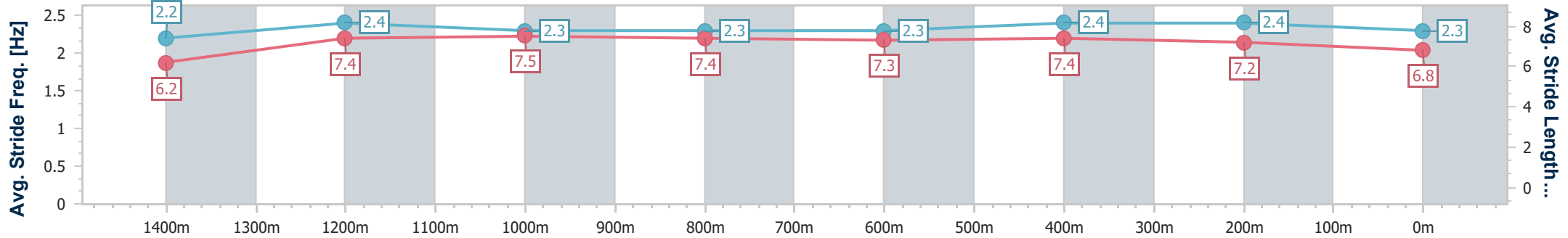
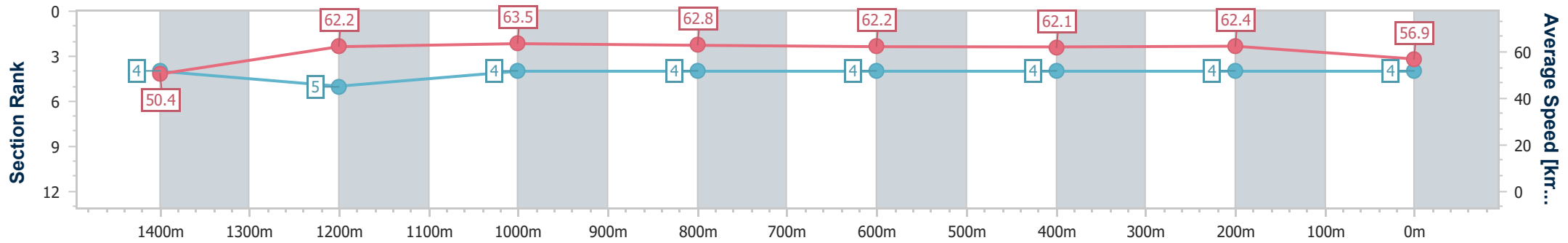
12 March 2025 - 16:03

Track Rating: Soft 7, Weather: Overcast, Rail Position: +10m Entire



BRISBANE RACING CLUB

Section	Overall	1400m	1200m	1000m	800m	600m	400m	200m
Section Times	1:36.18 [4] (0:14.30)	1:21.88 [4] (0:11.56)	1:10.32 [5] (0:11.35)	0:58.97 [4] (0:11.56)	0:47.41 [4] (0:11.65)	0:35.76 [4] (0:11.53)	0:24.23 [4] (0:11.60)	0:12.63 [4] (0:12.63)
Average Speed [km/h]	50.4	62.2	63.5	62.8	62.2	62.1	62.4	56.9
Top Speed [km/h]	62.5	63.0	64.5	64.6	64.5	63.4	63.6	60.3
Avg. Dist. to Rail [m]	1.6	0.6	0.3	1.4	1.9	0.9	0.8	1.1
Avg. Stride Freq. [Hz]	2.2	2.4	2.3	2.3	2.3	2.4	2.4	2.3
Avg. Stride Length [m]	6.2	7.4	7.5	7.4	7.3	7.4	7.2	6.8



- [] Ranking at each section and finish
- .-.- No data available at this section
- NA No data available



Horse/Jockey Name	Tigon Princess
Final Rank	5
Fastest Section Time (Section)	0:11.38 (1400m)
Top Speed [km/h] (Section)	65.4 (1200m)
Race State	Finished



Eagle Farm QLD Professional
Race 9: SKY RACING Class 2 Plate - 1600m

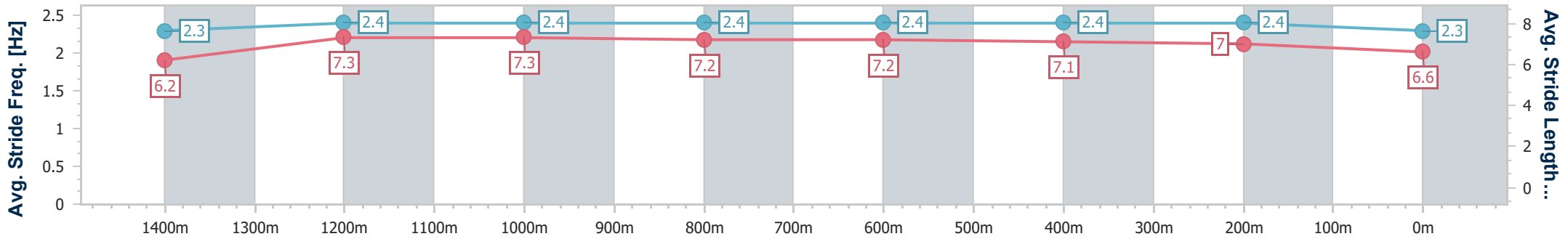
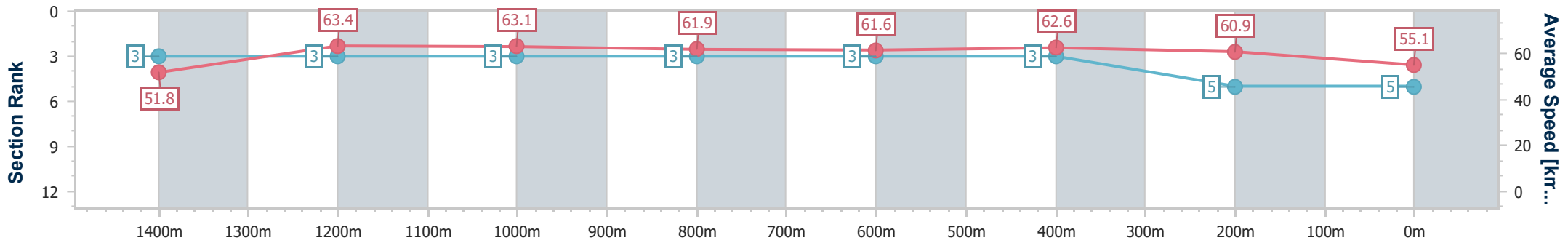
12 March 2025 - 16:03

Track Rating: Soft 7, Weather: Overcast, Rail Position: +10m Entire



BRISBANE RACING CLUB

Section	Overall	1400m	1200m	1000m	800m	600m	400m	200m
Section Times	1:36.79 [5] (0:13.94)	1:22.85 [3] (0:11.38)	1:11.47 [3] (0:11.44)	1:00.03 [3] (0:11.70)	0:48.33 [3] (0:11.87)	0:36.46 [3] (0:11.56)	0:24.90 [3] (0:11.85)	0:13.05 [5] (0:13.05)
Average Speed [km/h]	51.8	63.4	63.1	61.9	61.6	62.6	60.9	55.1
Top Speed [km/h]	63.6	64.5	65.4	63.6	62.8	63.9	64.0	58.5
Avg. Dist. to Rail [m]	3.4	2.0	2.4	1.5	2.9	1.6	2.5	2.3
Avg. Stride Freq. [Hz]	2.3	2.4	2.4	2.4	2.4	2.4	2.4	2.3
Avg. Stride Length [m]	6.2	7.3	7.3	7.2	7.2	7.1	7.0	6.6



- [] Ranking at each section and finish
- .-.- No data available at this section
- NA No data available



Horse/Jockey Name	Poutchek
Final Rank	6
Fastest Section Time (Section)	0:11.38 (600m)
Top Speed [km/h] (Section)	65.4 (600m)
Race State	Finished



Eagle Farm QLD Professional
Race 9: SKY RACING Class 2 Plate - 1600m

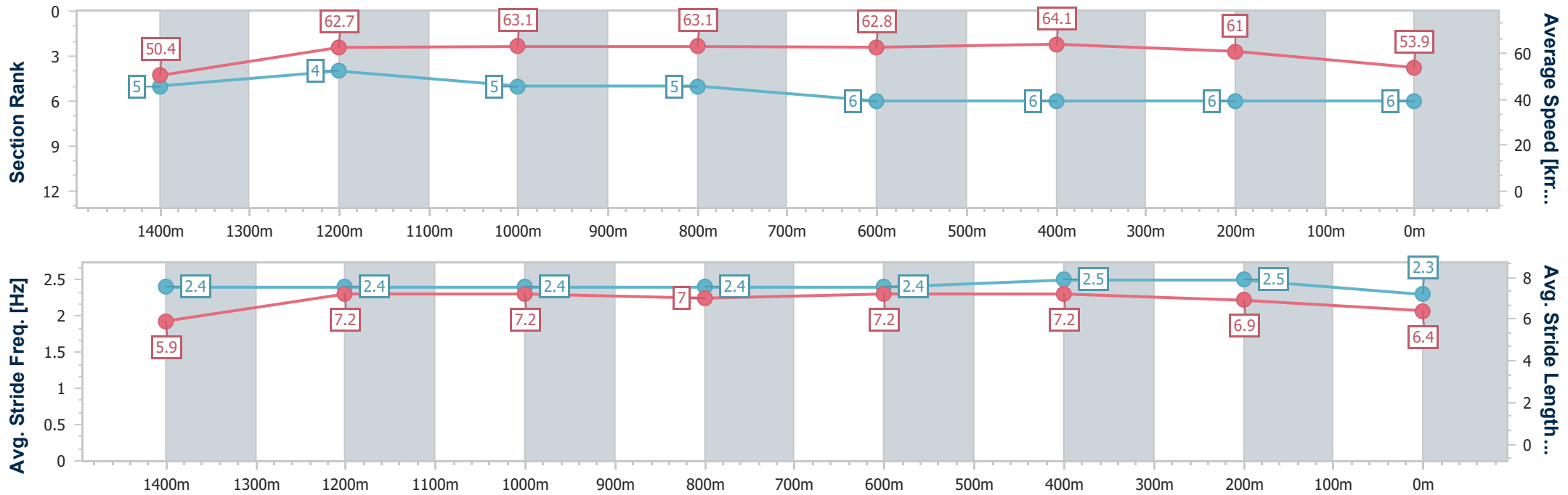


12 March 2025 - 16:03

BRISBANE RACING CLUB

Track Rating: Soft 7, Weather: Overcast, Rail Position: +10m Entire

Section	Overall	1400m	1200m	1000m	800m	600m	400m	200m
Section Times	1:37.21 [6] (0:14.32)	1:22.89 [5] (0:11.49)	1:11.40 [4] (0:11.42)	0:59.98 [5] (0:11.58)	0:48.40 [5] (0:11.89)	0:36.51 [6] (0:11.38)	0:25.13 [6] (0:11.78)	0:13.35 [6] (0:13.35)
Average Speed [km/h]	50.4	62.7	63.1	63.1	62.8	64.1	61.0	53.9
Top Speed [km/h]	62.4	63.6	64.2	64.1	65.3	65.4	64.9	58.2
Avg. Dist. to Rail [m]	3.5	1.2	2.1	3.1	7.7	2.7	3.7	3.1
Avg. Stride Freq. [Hz]	2.4	2.4	2.4	2.4	2.4	2.5	2.5	2.3
Avg. Stride Length [m]	5.9	7.2	7.2	7.0	7.2	7.2	6.9	6.4



- [] Ranking at each section and finish
- .-.- No data available at this section
- NA No data available



Eagle Farm QLD Professional

Race 10: MAGIC MILLIONS GOLD COAST MARCH Maiden Plate - 1600m

12 March 2025 - 16:36



BRISBANE
RACING CLUB

Track Rating: Soft 7, Weather: Overcast, Rail Position: +10m Entire

Section		Overall	1400m	1200m	1000m	800m	600m	400m	Last 600m				
Field Times		1:37.32 (0:13.83)	1:23.49 (0:11.48)	1:12.01 (0:11.91)	1:00.10 (0:12.45)	0:47.65 (0:12.22)	0:35.43 (0:11.60)	0:23.83 (0:11.70)	0:35.43				
Rank	TAB Horse/Jockey	Barrier	Top Speed [km/h]	Fastest Section									Distance Travelled [m]
1	6 TRUMP CARD Noel Callow	6	66.2 400m	0:11.31 400m	1:37.32 [1] (0:14.31)	1:23.01 [6] (0:11.75)	1:11.26 [6] (0:11.95)	0:59.31 [6] (0:12.14)	0:47.17 [5] (0:12.25)	0:34.92 [6] (0:11.57)	0:23.35 [5] (0:11.31)	0:34.92	
2	14 POSSIBILITIES Kyle Wilson-Taylor	15	67.0 400m	0:11.06 400m	1:37.38 [2] (0:14.82)	1:22.56 [12] (0:11.83)	1:10.73 [12] (0:11.97)	0:58.76 [12] (0:11.93)	0:46.83 [12] (0:12.39)	0:34.44 [12] (0:11.47)	0:22.97 [11] (0:11.06)	0:34.44	+3
3	19 MAURITA Bailey Wheeler	16	67.0 Overall	0:11.48 1400m	1:37.96 [3] (0:13.83)	1:24.13 [1] (0:11.48)	1:12.65 [1] (0:11.91)	1:00.74 [1] (0:12.45)	0:48.29 [2] (0:12.22)	0:36.07 [1] (0:11.60)	0:24.47 [1] (0:11.70)	0:36.07	-2
4	1 FIRE AND LIGHT Samantha Collett	4	66.2 400m	0:11.43 400m	1:38.02 [4] (0:14.60)	1:23.42 [9] (0:11.63)	1:11.79 [8] (0:11.98)	0:59.81 [9] (0:12.33)	0:47.48 [10] (0:12.29)	0:35.19 [10] (0:11.45)	0:23.74 [9] (0:11.43)	0:35.19	+2
4	8 HENLEY ROOM Michael Rodd	3	64.3 400m	0:11.51 400m	1:38.02 [4] (0:14.55)	1:23.47 [8] (0:11.79)	1:11.68 [9] (0:12.00)	0:59.68 [10] (0:12.03)	0:47.65 [9] (0:12.31)	0:35.34 [8] (0:11.57)	0:23.77 [8] (0:11.51)	0:35.34	-3
6	21 I DOUBT IT Cejay Graham	12	63.5 400m	0:11.60 400m	1:38.17 [6] (0:14.48)	1:23.69 [7] (0:11.68)	1:12.01 [7] (0:11.89)	1:00.12 [7] (0:12.20)	0:47.92 [6] (0:12.14)	0:35.78 [5] (0:11.69)	0:24.09 [6] (0:11.60)	0:35.78	+6
7	18 MAD ANA Georgina Cartwright	7	62.8 400m	0:11.61 600m	1:38.20 [7] (0:14.06)	1:24.14 [3] (0:11.73)	1:12.41 [4] (0:11.85)	1:00.56 [4] (0:12.28)	0:48.28 [3] (0:12.24)	0:36.04 [3] (0:11.61)	0:24.43 [3] (0:11.70)	0:36.04	-2
8	7 FOO FIGHTER Martin Harley	2	64.2 Overall	0:11.57 1400m	1:38.22 [8] (0:13.88)	1:24.34 [2] (0:11.57)	1:12.77 [2] (0:11.86)	1:00.91 [2] (0:12.36)	0:48.55 [1] (0:12.26)	0:36.29 [2] (0:11.81)	0:24.48 [2] (0:11.67)	0:36.29	+0
9	16 GRAPE EXPECTATIONS Emily Lang	18	63.4 Overall	0:11.59 400m	1:38.39 [9] (0:14.66)	1:23.73 [10] (0:11.74)	1:11.99 [10] (0:11.78)	1:00.21 [8] (0:12.14)	0:48.07 [8] (0:12.37)	0:35.70 [9] (0:11.70)	0:24.00 [10] (0:11.59)	0:35.70	+8
10	11 MISS REILLY Cody Collis	10	64.6 600m	0:11.39 600m	1:38.41 [10] (0:14.92)	1:23.49 [13] (0:12.12)	1:11.37 [13] (0:11.77)	0:59.60 [13] (0:11.98)	0:47.62 [13] (0:12.39)	0:35.23 [13] (0:11.39)	0:23.84 [12] (0:11.43)	0:35.23	+0

Scratched: In Society (#22), Shamiela (#17), Intruder (#2), Man Of The Town (#3), Napa Valley (#4), O'caldino (#5), Rugby (#9), Warna (#10), Volcanic Park (#15)

[] Ranking at each section and finish
-:--:- No data available at this section
NA No data available

SCN Saddle cloth number
DNF Did not finish
DNT Did not track



Eagle Farm QLD Professional

Race 10: MAGIC MILLIONS GOLD COAST MARCH Maiden Plate - 1600m

12 March 2025 - 16:36



BRISBANE
RACING CLUB

Track Rating: Soft 7, Weather: Overcast, Rail Position: +10m Entire

Section		Overall	1400m	1200m	1000m	800m	600m	400m	Last 600m
Field Times		1:37.32 (0:13.83)	1:23.49 (0:11.48)	1:12.01 (0:11.91)	1:00.10 (0:12.45)	0:47.65 (0:12.22)	0:35.43 (0:11.60)	0:23.83 (0:11.70)	0:35.43

Rank	TAB	Horse/Jockey	Barrier	Top Speed [km/h]	Fastest Section	Overall	1400m	1200m	1000m	800m	600m	400m	Last 600m	Distance Travelled [m]
11	12	PREACHABULL Tahlia Fenlon	14	64.0 Overall	0:11.53 1400m	1:38.52 [11] (0:14.14)	1:24.38 [4] (0:11.53)	1:12.85 [3] (0:11.97)	1:00.88 [3] (0:12.33)	0:48.55 [4] (0:12.23)	0:36.32 [4] (0:11.68)	0:24.64 [4] (0:11.83)	0:36.32	+4
12	13	BRAIN WAVE Andrew Mallyon	8	63.4 1400m	0:11.67 1400m	1:38.54 [12] (0:14.27)	1:24.27 [5] (0:11.67)	1:12.60 [5] (0:11.92)	1:00.68 [5] (0:12.39)	0:48.29 [7] (0:12.25)	0:36.04 [7] (0:11.67)	0:24.37 [7] (0:11.75)	0:36.04	+5
13	20	COSMIC INSANITY Dylan Turner	17	62.8 600m	0:11.81 1400m	1:39.43 [13] (0:14.78)	1:24.65 [11] (0:11.81)	1:12.84 [11] (0:11.84)	1:01.00 [11] (0:12.11)	0:48.89 [10] (0:12.39)	0:36.50 [11] (0:11.85)	0:24.65 [13] (0:11.89)	0:36.50	+5

Scratched: In Society (#22), Shamiela (#17), Intruder (#2), Man Of The Town (#3), Napa Valley (#4), O'caldino (#5), Rugby (#9), Warna (#10), Volcanic Park (#15)

[] Ranking at each section and finish
 -:-:-:- No data available at this section
 NA No data available

SCN Saddle cloth number
 DNF Did not finish
 DNT Did not track



Eagle Farm QLD Professional

Race 10: MAGIC MILLIONS GOLD COAST MARCH Maiden Plate - 1600m

12 March 2025 - 16:36



BRISBANE
RACING CLUB

Track Rating: Soft 7, Weather: Overcast, Rail Position: +10m Entire

Section				200m				Last 600m	
Field Times				0:12.13 (0:12.13)				0:35.43	
Rank	TAB	Horse/Jockey	Barrier	Top Speed [km/h]	Fastest Section	Margin			Distance Travelled [m]
1	6	TRUMP CARD Noel Callow	6	66.2 400m	0:11.31 400m	0:12.04 [2] (0:12.04)	1:37.32		0:34.92
2	14	POSSIBILITIES Kyle Wilson-Taylor	15	67.0 400m	0:11.06 400m	0:11.91 [4] (0:11.91)	0.37L		0:34.44 +3
3	19	MAURITA Bailey Wheeler	16	67.0 Overall	0:11.48 1400m	0:12.77 [1] (0:12.77)	3.78L		0:36.07 -2
4	1	FIRE AND LIGHT Samantha Collett	4	66.2 400m	0:11.43 400m	0:12.31 [7] (0:12.31)	4.13L		0:35.19 +2
4	8	HENLEY ROOM Michael Rodd	3	64.3 400m	0:11.51 400m	0:12.26 [9] (0:12.26)	4.13L		0:35.34 -3
6	21	I DOUBT IT Cejay Graham	12	63.5 400m	0:11.60 400m	0:12.49 [6] (0:12.49)	5.01L		0:35.78 +6
7	18	MAD ANA Georgina Cartwright	7	62.8 400m	0:11.61 600m	0:12.73 [4] (0:12.73)	5.2L		0:36.04 -2
8	7	FOO FIGHTER Martin Harley	2	64.2 Overall	0:11.57 1400m	0:12.81 [3] (0:12.81)	5.3L		0:36.29 +0
9	16	GRAPE EXPECTATIONS Emily Lang	18	63.4 Overall	0:11.59 400m	0:12.41 [11] (0:12.41)	6.32L		0:35.70 +8
10	11	MISS REILLY Cody Collis	10	64.6 600m	0:11.39 600m	0:12.41 [12] (0:12.41)	6.43L		0:35.23 +0

Scratched: In Society (#22), Shamiela (#17), Intruder (#2), Man Of The Town (#3), Napa Valley (#4), O'caldino (#5), Rugby (#9), Warna (#10), Volcanic Park (#15)

[] Ranking at each section and finish
-:--:-- No data available at this section
NA No data available

SCN Saddle cloth number
DNF Did not finish
DNT Did not track



Eagle Farm QLD Professional

Race 10: MAGIC MILLIONS GOLD COAST MARCH Maiden Plate - 1600m

12 March 2025 - 16:36



BRISBANE
RACING CLUB

Track Rating: Soft 7, Weather: Overcast, Rail Position: +10m Entire

Section				200m				Last 600m		
Field Times				0:12.13 (0:12.13)				0:35.43		
Rank	TAB	Horse/Jockey	Barrier	Top Speed [km/h]	Fastest Section	Margin			Distance Travelled [m]	
11	12	PREACHABULL	14	64.0	0:11.53	0:12.81 [8]	7.06L		0:36.32	+4
		Tahlia Fenlon		Overall	1400m	(0:12.81)				
12	13	BRAIN WAVE	8	63.4	0:11.67	0:12.62 [10]	7.19L		0:36.04	+5
		Andrew Mallyon		1400m	1400m	(0:12.62)				
13	20	COSMIC INSANITY	17	62.8	0:11.81	0:12.76 [13]	12.43L		0:36.50	+5
		Dylan Turner		600m	1400m	(0:12.76)				

Scratched: In Society (#22), Shamiela (#17), Intruder (#2), Man Of The Town (#3), Napa Valley (#4), O'caldino (#5), Rugby (#9), Warna (#10), Volcanic Park (#15)



Horse/Jockey Name	Trump Card
Final Rank	1
Fastest Section Time (Section)	0:11.31 (400m)
Top Speed [km/h] (Section)	66.2 (400m)
Race State	Finished



Eagle Farm QLD Professional
Race 10: MAGIC MILLIONS GOLD COAST MARCH Maiden
Plate - 1600m

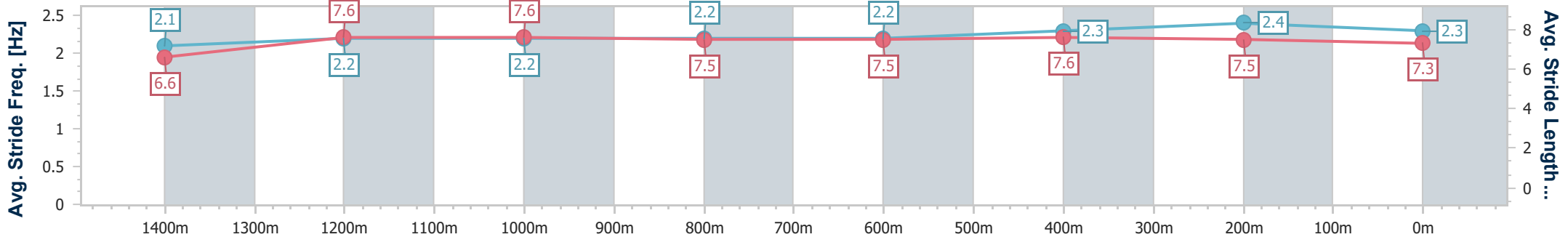
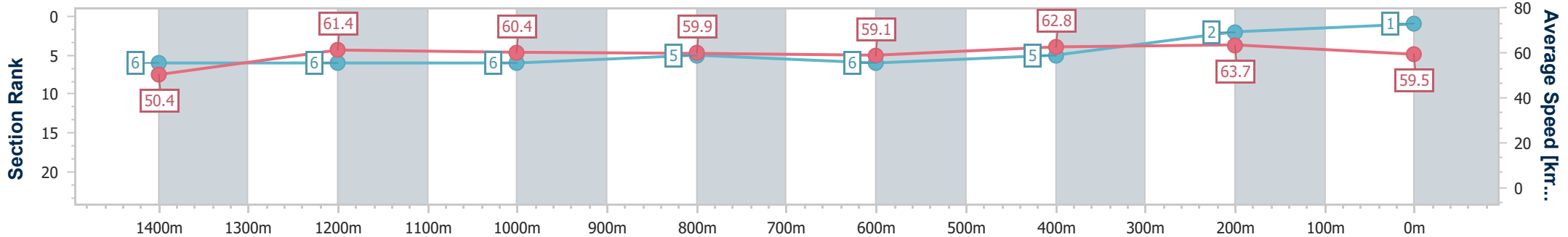
12 March 2025 - 16:36

Track Rating: Soft 7, Weather: Overcast, Rail Position: +10m Entire



BRISBANE
RACING CLUB

Section	Overall	1400m	1200m	1000m	800m	600m	400m	200m
Section Times	1:37.32 [1] (0:14.31)	1:23.01 [6] (0:11.75)	1:11.26 [6] (0:11.95)	0:59.31 [6] (0:12.14)	0:47.17 [5] (0:12.25)	0:34.92 [6] (0:11.57)	0:23.35 [5] (0:11.31)	0:12.04 [2] (0:12.04)
Average Speed [km/h]	50.4	61.4	60.4	59.9	59.1	62.8	63.7	59.5
Top Speed [km/h]	61.8	62.0	61.5	61.3	60.8	64.9	66.2	63.3
Avg. Dist. to Rail [m]	3.3	1.8	2.3	2.0	1.2	1.7	4.1	2.5
Avg. Stride Freq. [Hz]	2.1	2.2	2.2	2.2	2.2	2.3	2.4	2.3
Avg. Stride Length [m]	6.6	7.6	7.6	7.5	7.5	7.6	7.5	7.3



- [] Ranking at each section and finish
- .-.- No data available at this section
- NA No data available



Horse/Jockey Name	Possibilities
Final Rank	2
Fastest Section Time (Section)	0:11.06 (400m)
Top Speed [km/h] (Section)	67.0 (400m)
Race State	Finished



Eagle Farm QLD Professional
Race 10: MAGIC MILLIONS GOLD COAST MARCH Maiden
Plate - 1600m

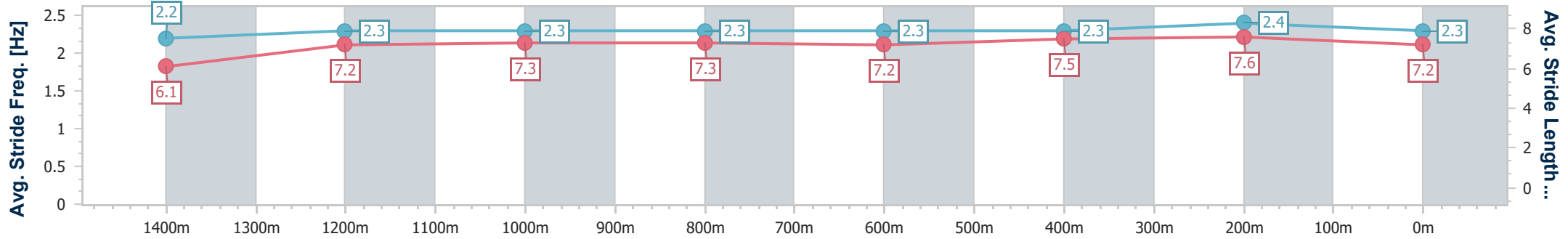
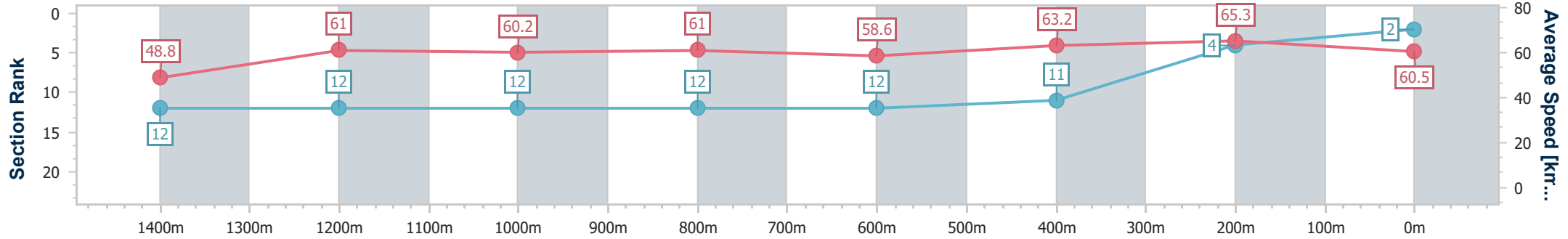
12 March 2025 - 16:36

Track Rating: Soft 7, Weather: Overcast, Rail Position: +10m Entire



BRISBANE
RACING CLUB

Section	Overall	1400m	1200m	1000m	800m	600m	400m	200m
Section Times	1:37.38 [2] (0:14.82)	1:22.56 [12] (0:11.83)	1:10.73 [12] (0:11.97)	0:58.76 [12] (0:11.93)	0:46.83 [12] (0:12.39)	0:34.44 [12] (0:11.47)	0:22.97 [11] (0:11.06)	0:11.91 [4] (0:11.91)
Average Speed [km/h]	48.8	61.0	60.2	61.0	58.6	63.2	65.3	60.5
Top Speed [km/h]	62.2	62.1	61.7	63.3	61.9	64.8	67.0	63.7
Avg. Dist. to Rail [m]	6.5	1.8	2.4	2.5	1.5	2.1	3.2	3.4
Avg. Stride Freq. [Hz]	2.2	2.3	2.3	2.3	2.3	2.3	2.4	2.3
Avg. Stride Length [m]	6.1	7.2	7.3	7.3	7.2	7.5	7.6	7.2



- [] Ranking at each section and finish
- .-.- No data available at this section
- NA No data available



Horse/Jockey Name	Maurita
Final Rank	3
Fastest Section Time (Section)	0:11.48 (1400m)
Top Speed [km/h] (Section)	67.0 (Overall)
Race State	Finished



Eagle Farm QLD Professional
Race 10: MAGIC MILLIONS GOLD COAST MARCH Maiden
Plate - 1600m

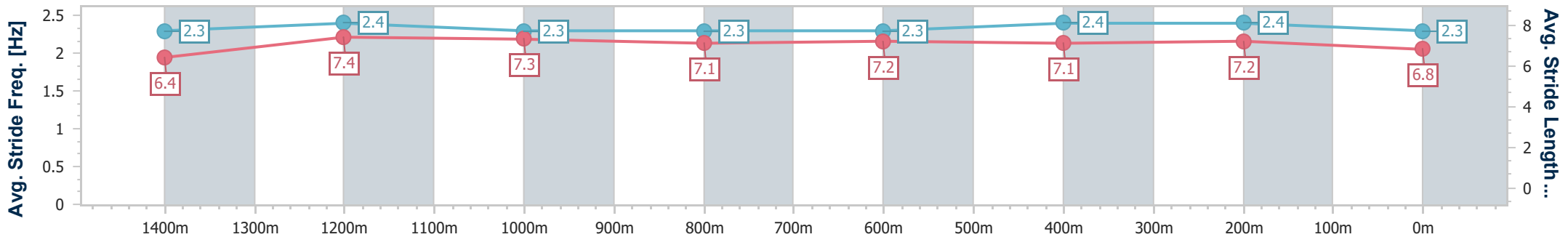
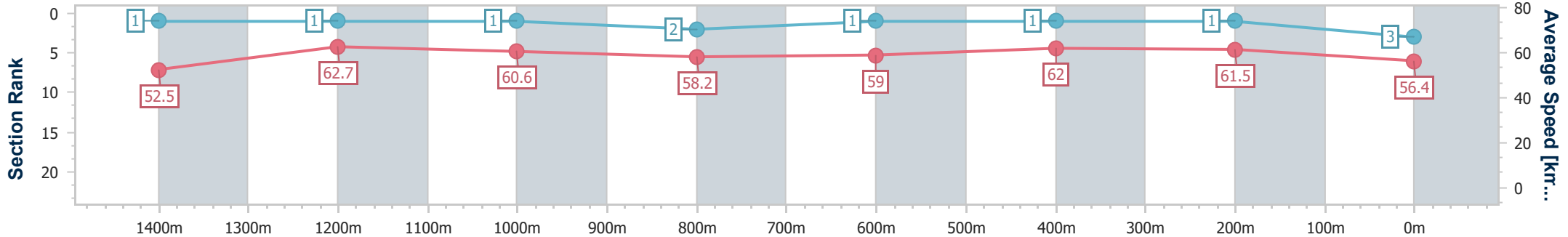
12 March 2025 - 16:36

Track Rating: Soft 7, Weather: Overcast, Rail Position: +10m Entire



BRISBANE
RACING CLUB

Section	Overall	1400m	1200m	1000m	800m	600m	400m	200m
Section Times	1:37.96 [3] (0:13.83)	1:24.13 [1] (0:11.48)	1:12.65 [1] (0:11.91)	1:00.74 [1] (0:12.45)	0:48.29 [2] (0:12.22)	0:36.07 [1] (0:11.60)	0:24.47 [1] (0:11.70)	0:12.77 [1] (0:12.77)
Average Speed [km/h]	52.5	62.7	60.6	58.2	59.0	62.0	61.5	56.4
Top Speed [km/h]	67.0	65.2	62.0	58.6	60.7	62.5	63.2	58.7
Avg. Dist. to Rail [m]	8.7	3.8	1.9	1.4	0.6	0.3	0.5	0.8
Avg. Stride Freq. [Hz]	2.3	2.4	2.3	2.3	2.3	2.4	2.4	2.3
Avg. Stride Length [m]	6.4	7.4	7.3	7.1	7.2	7.1	7.2	6.8



- [] Ranking at each section and finish
- .-.- No data available at this section
- NA No data available



Horse/Jockey Name	Fire And Light
Final Rank	4
Fastest Section Time (Section)	0:11.43 (400m)
Top Speed [km/h] (Section)	66.2 (400m)
Race State	Finished



Eagle Farm QLD Professional
Race 10: MAGIC MILLIONS GOLD COAST MARCH Maiden
Plate - 1600m

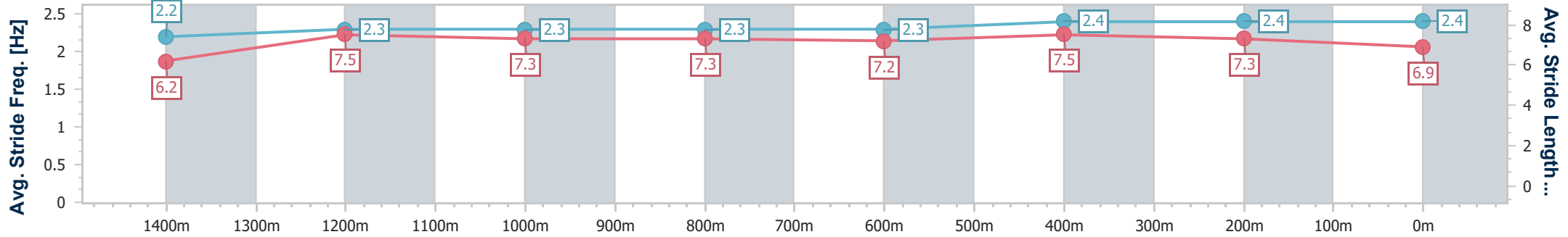
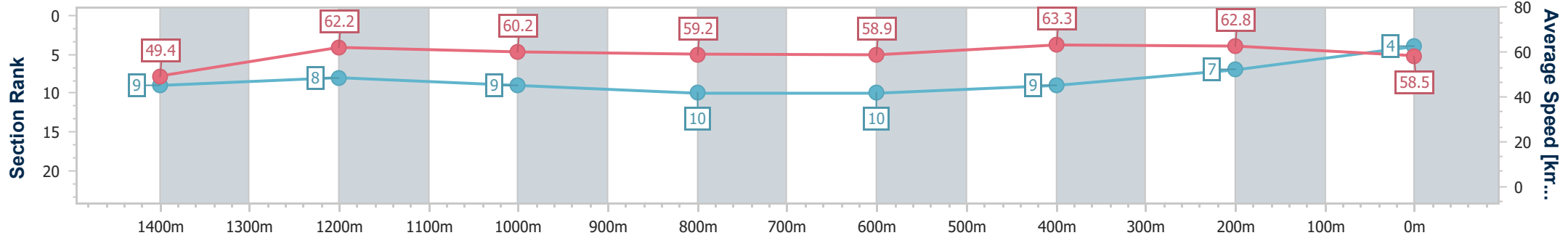
12 March 2025 - 16:36

Track Rating: Soft 7, Weather: Overcast, Rail Position: +10m Entire



BRISBANE
RACING CLUB

Section	Overall	1400m	1200m	1000m	800m	600m	400m	200m						
Section Times	1:38.02 [4] (0:14.60)	1:23.42 [9] (0:11.63)	1:11.79 [8] (0:11.98)	0:59.81 [9] (0:12.33)	0:47.48 [10] (0:12.29)	0:35.19 [10] (0:11.45)	0:23.74 [9] (0:11.43)	0:12.31 [7] (0:12.31)						
Average Speed [km/h]	49.4	62.2	60.2	59.2	58.9	63.3	62.8	58.5						
Top Speed [km/h]	63.6	63.6	62.2	60.3	62.3	65.6	66.2	60.1						
Avg. Dist. to Rail [m]	2.3	2.5	2.5	3.0	2.0	0.6	0.7	2.6						
Avg. Stride Freq. [Hz]	2.2	2.3	2.3	2.3	2.3	2.4	2.4	2.4						
Avg. Stride Length [m]	6.2	7.5	7.3	7.3	7.2	7.5	7.3	6.9						



- [] Ranking at each section and finish
- .-.- No data available at this section
- NA No data available



Horse/Jockey Name	Henley Room
Final Rank	4
Fastest Section Time (Section)	0:11.51 (400m)
Top Speed [km/h] (Section)	64.3 (400m)
Race State	Finished



Eagle Farm QLD Professional
Race 10: MAGIC MILLIONS GOLD COAST MARCH Maiden
Plate - 1600m

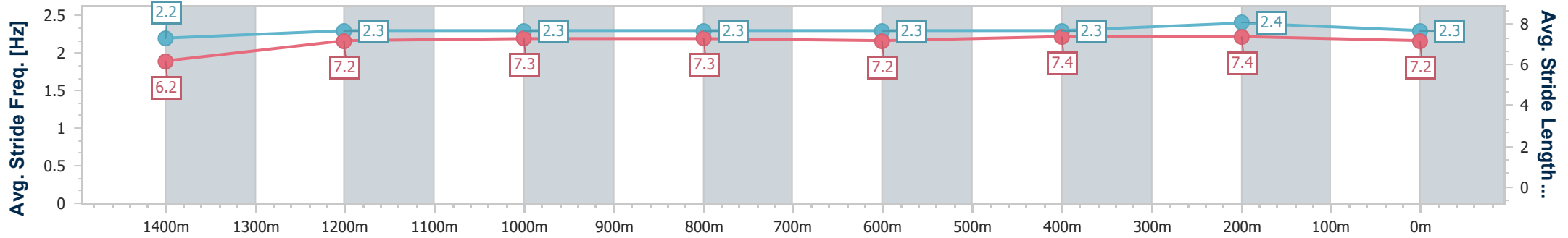
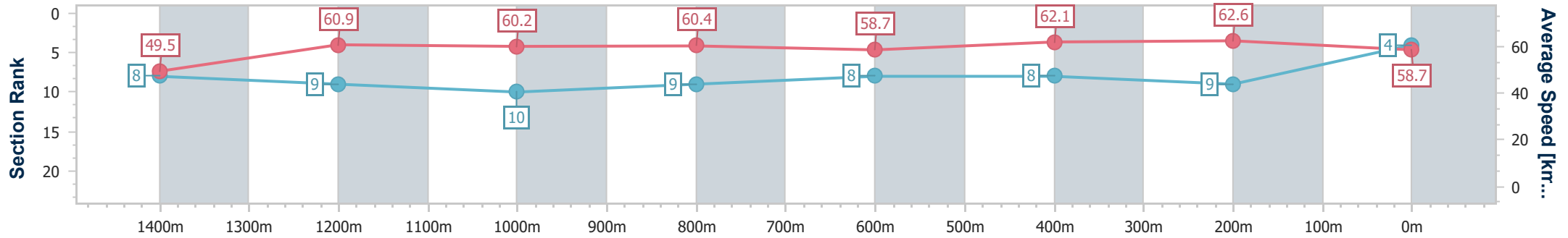
12 March 2025 - 16:36

Track Rating: Soft 7, Weather: Overcast, Rail Position: +10m Entire



BRISBANE
RACING CLUB

Section	Overall	1400m	1200m	1000m	800m	600m	400m	200m
Section Times	1:38.02 [4] (0:14.55)	1:23.47 [8] (0:11.79)	1:11.68 [9] (0:12.00)	0:59.68 [10] (0:12.03)	0:47.65 [9] (0:12.31)	0:35.34 [8] (0:11.57)	0:23.77 [8] (0:11.51)	0:12.26 [9] (0:12.26)
Average Speed [km/h]	49.5	60.9	60.2	60.4	58.7	62.1	62.6	58.7
Top Speed [km/h]	60.9	61.9	60.9	62.1	61.0	63.2	64.3	61.5
Avg. Dist. to Rail [m]	1.7	1.0	1.6	1.4	0.9	0.3	0.6	1.1
Avg. Stride Freq. [Hz]	2.2	2.3	2.3	2.3	2.3	2.3	2.4	2.3
Avg. Stride Length [m]	6.2	7.2	7.3	7.3	7.2	7.4	7.4	7.2



- [] Ranking at each section and finish
- .-.- No data available at this section
- NA No data available



Horse/Jockey Name	I Doubt It
Final Rank	6
Fastest Section Time (Section)	0:11.60 (400m)
Top Speed [km/h] (Section)	63.5 (400m)
Race State	Finished



Eagle Farm QLD Professional
Race 10: MAGIC MILLIONS GOLD COAST MARCH Maiden
Plate - 1600m

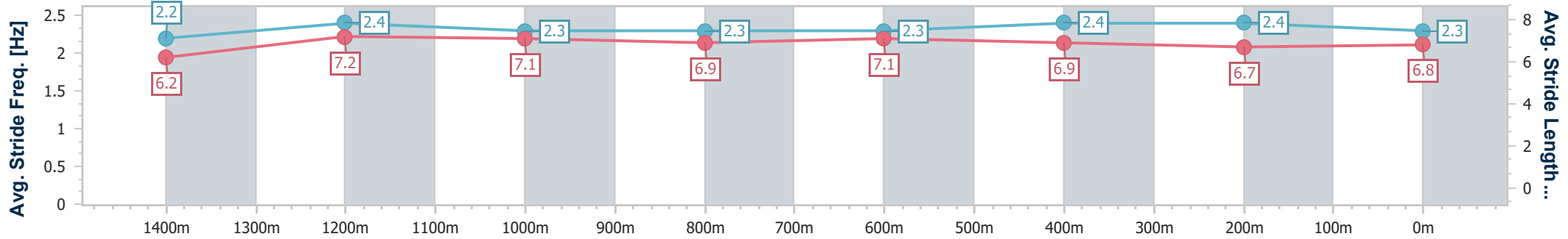
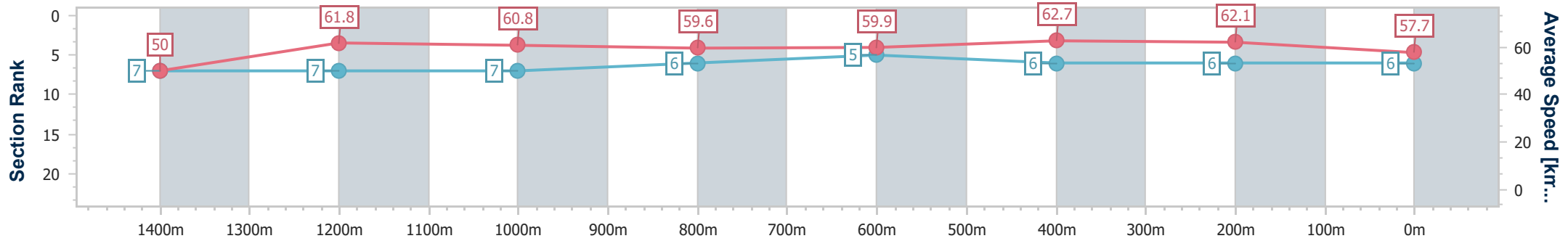
12 March 2025 - 16:36

Track Rating: Soft 7, Weather: Overcast, Rail Position: +10m Entire



BRISBANE
RACING CLUB

Section	Overall	1400m	1200m	1000m	800m	600m	400m	200m
Section Times	1:38.17 [6] (0:14.48)	1:23.69 [7] (0:11.68)	1:12.01 [7] (0:11.89)	1:00.12 [7] (0:12.20)	0:47.92 [6] (0:12.14)	0:35.78 [5] (0:11.69)	0:24.09 [6] (0:11.60)	0:12.49 [6] (0:12.49)
Average Speed [km/h]	50.0	61.8	60.8	59.6	59.9	62.7	62.1	57.7
Top Speed [km/h]	62.0	62.3	62.2	60.6	60.8	63.5	63.5	60.3
Avg. Dist. to Rail [m]	5.5	3.5	3.5	2.9	2.3	3.3	5.9	5.7
Avg. Stride Freq. [Hz]	2.2	2.4	2.3	2.3	2.3	2.4	2.4	2.3
Avg. Stride Length [m]	6.2	7.2	7.1	6.9	7.1	6.9	6.7	6.8



- [] Ranking at each section and finish
- .-.- No data available at this section
- NA No data available



Horse/Jockey Name	Mad Ana
Final Rank	7
Fastest Section Time (Section)	0:11.61 (600m)
Top Speed [km/h] (Section)	62.8 (400m)
Race State	Finished



Eagle Farm QLD Professional
Race 10: MAGIC MILLIONS GOLD COAST MARCH Maiden
Plate - 1600m

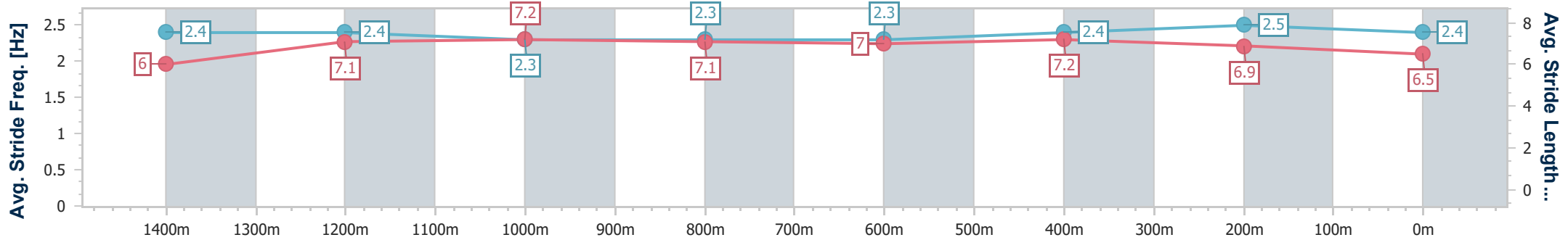
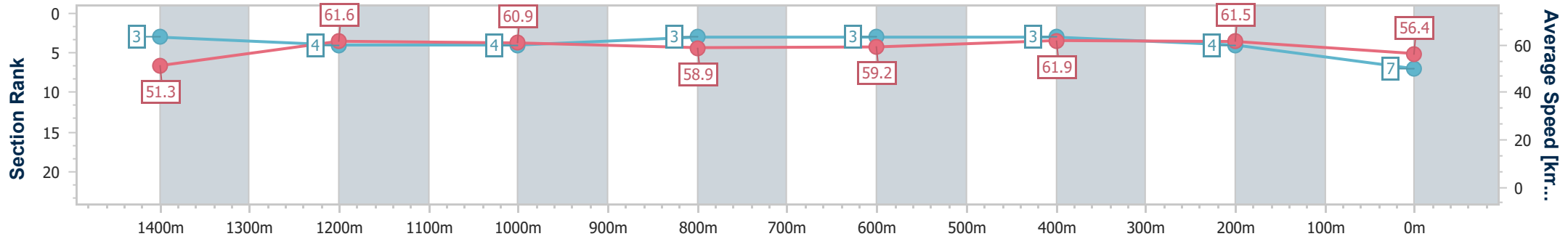
12 March 2025 - 16:36

Track Rating: Soft 7, Weather: Overcast, Rail Position: +10m Entire



BRISBANE
RACING CLUB

Section	Overall	1400m	1200m	1000m	800m	600m	400m	200m
Section Times	1:38.20 [7] (0:14.06)	1:24.14 [3] (0:11.73)	1:12.41 [4] (0:11.85)	1:00.56 [4] (0:12.28)	0:48.28 [3] (0:12.24)	0:36.04 [3] (0:11.61)	0:24.43 [3] (0:11.70)	0:12.73 [4] (0:12.73)
Average Speed [km/h]	51.3	61.6	60.9	58.9	59.2	61.9	61.5	56.4
Top Speed [km/h]	62.4	62.6	61.6	59.9	59.9	62.7	62.8	59.2
Avg. Dist. to Rail [m]	4.3	2.2	1.9	1.5	0.7	0.2	1.0	1.5
Avg. Stride Freq. [Hz]	2.4	2.4	2.3	2.3	2.3	2.4	2.5	2.4
Avg. Stride Length [m]	6.0	7.1	7.2	7.1	7.0	7.2	6.9	6.5



- [] Ranking at each section and finish
- .-.- No data available at this section
- NA No data available



Horse/Jockey Name	Foo Fighter
Final Rank	8
Fastest Section Time (Section)	0:11.57 (1400m)
Top Speed [km/h] (Section)	64.2 (Overall)
Race State	Finished



Eagle Farm QLD Professional
Race 10: MAGIC MILLIONS GOLD COAST MARCH Maiden
Plate - 1600m

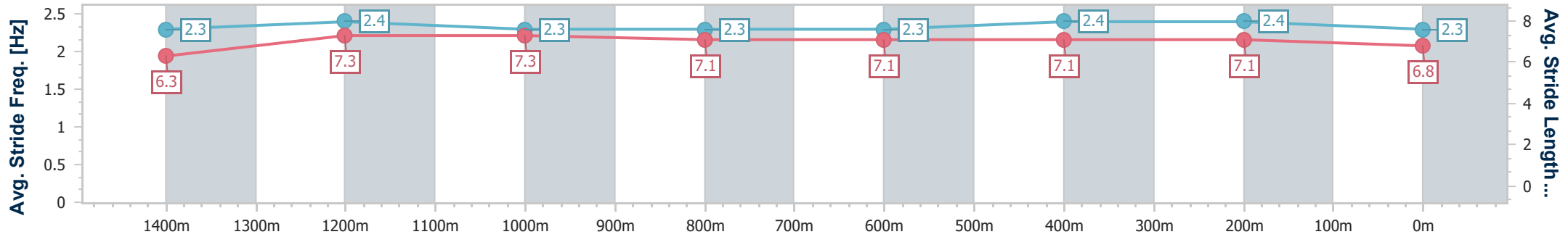
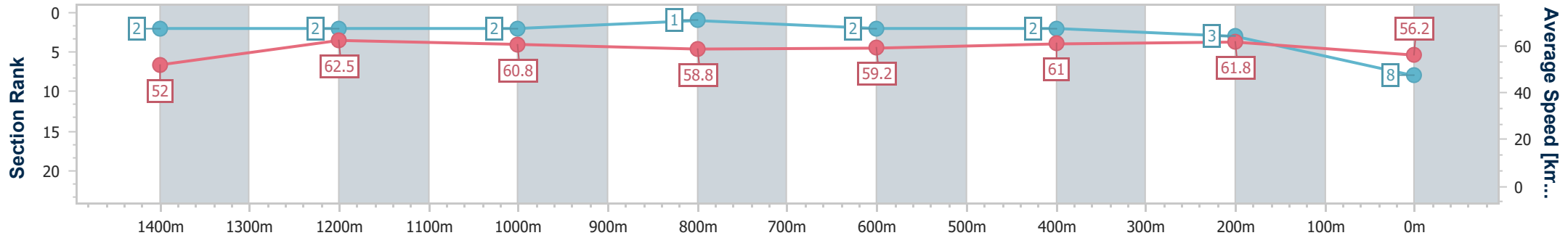
12 March 2025 - 16:36

Track Rating: Soft 7, Weather: Overcast, Rail Position: +10m Entire



BRISBANE
RACING CLUB

Section	Overall	1400m	1200m	1000m	800m	600m	400m	200m
Section Times	1:38.22 [8] (0:13.88)	1:24.34 [2] (0:11.57)	1:12.77 [2] (0:11.86)	1:00.91 [2] (0:12.36)	0:48.55 [1] (0:12.26)	0:36.29 [2] (0:11.81)	0:24.48 [2] (0:11.67)	0:12.81 [3] (0:12.81)
Average Speed [km/h]	52.0	62.5	60.8	58.8	59.2	61.0	61.8	56.2
Top Speed [km/h]	64.2	64.1	62.7	59.5	59.9	62.7	63.0	59.6
Avg. Dist. to Rail [m]	1.6	1.7	2.8	2.3	1.6	0.5	0.5	0.5
Avg. Stride Freq. [Hz]	2.3	2.4	2.3	2.3	2.3	2.4	2.4	2.3
Avg. Stride Length [m]	6.3	7.3	7.3	7.1	7.1	7.1	7.1	6.8



- [] Ranking at each section and finish
- .-.- No data available at this section
- NA No data available



Horse/Jockey Name	Grape Expectations
Final Rank	9
Fastest Section Time (Section)	0:11.59 (400m)
Top Speed [km/h] (Section)	63.4 (Overall)
Race State	Finished



Eagle Farm QLD Professional
Race 10: MAGIC MILLIONS GOLD COAST MARCH Maiden
Plate - 1600m

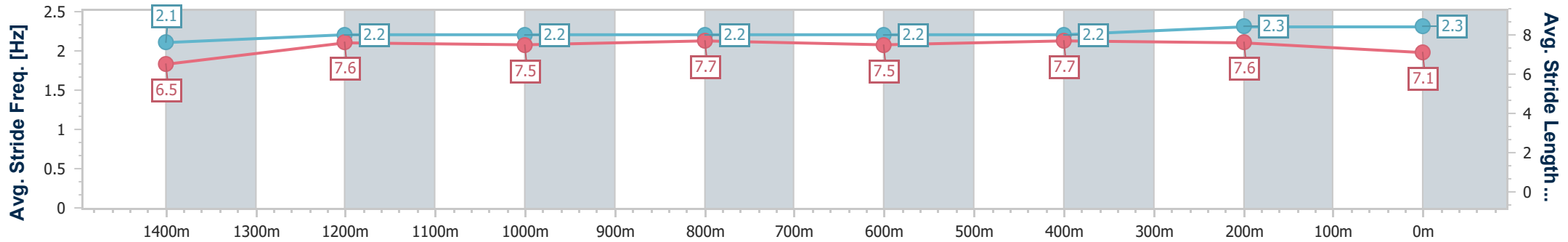
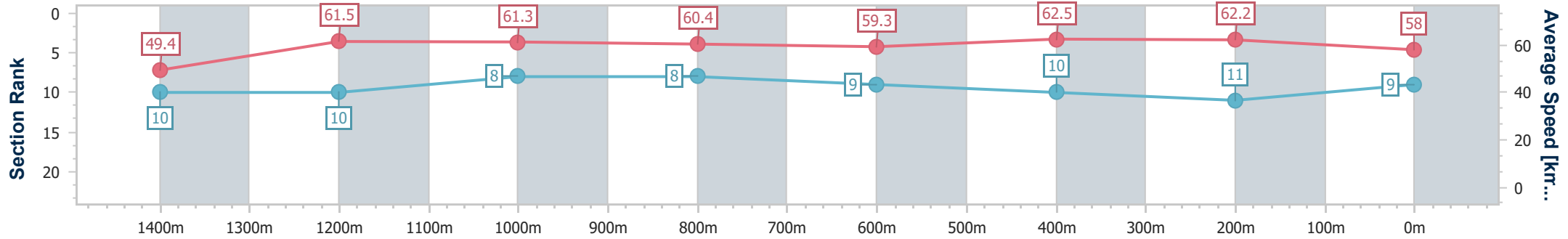
12 March 2025 - 16:36

Track Rating: Soft 7, Weather: Overcast, Rail Position: +10m Entire



BRISBANE
RACING CLUB

Section	Overall	1400m	1200m	1000m	800m	600m	400m	200m
Section Times	1:38.39 [9] (0:14.66)	1:23.73 [10] (0:11.74)	1:11.99 [10] (0:11.78)	1:00.21 [8] (0:12.14)	0:48.07 [8] (0:12.37)	0:35.70 [9] (0:11.70)	0:24.00 [10] (0:11.59)	0:12.41 [11] (0:12.41)
Average Speed [km/h]	49.4	61.5	61.3	60.4	59.3	62.5	62.2	58.0
Top Speed [km/h]	63.4	63.3	62.6	61.0	61.4	63.1	63.3	60.8
Avg. Dist. to Rail [m]	9.9	3.6	2.5	3.8	4.4	3.6	6.7	7.1
Avg. Stride Freq. [Hz]	2.1	2.2	2.2	2.2	2.2	2.2	2.3	2.3
Avg. Stride Length [m]	6.5	7.6	7.5	7.7	7.5	7.7	7.6	7.1



- [] Ranking at each section and finish
- .-.- No data available at this section
- NA No data available



Horse/Jockey Name	Miss Reilly
Final Rank	10
Fastest Section Time (Section)	0:11.39 (600m)
Top Speed [km/h] (Section)	64.6 (600m)
Race State	Finished



Eagle Farm QLD Professional
Race 10: MAGIC MILLIONS GOLD COAST MARCH Maiden
Plate - 1600m

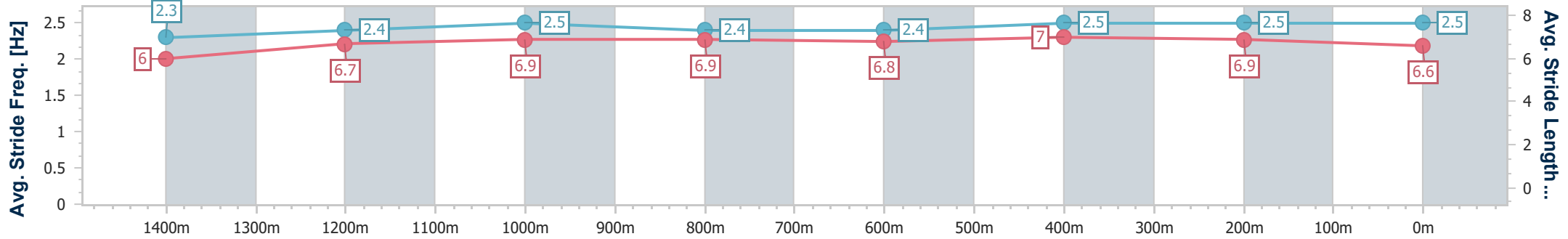
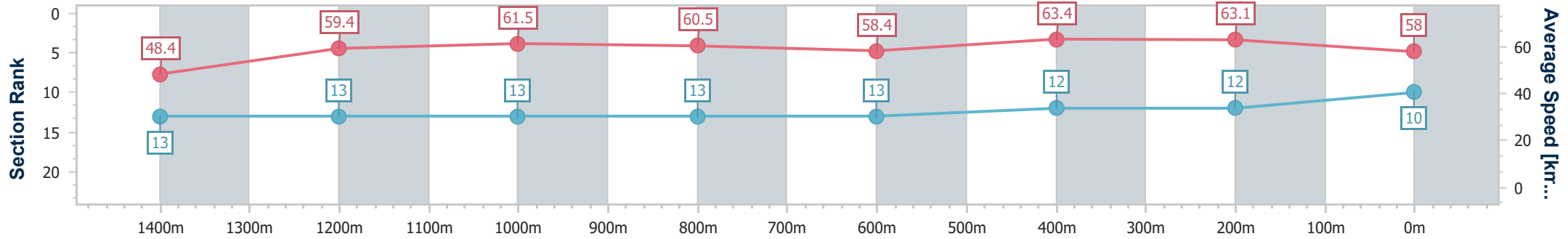
12 March 2025 - 16:36

Track Rating: Soft 7, Weather: Overcast, Rail Position: +10m Entire



BRISBANE
RACING CLUB

Section	Overall	1400m	1200m	1000m	800m	600m	400m	200m					
Section Times	1:38.41 [10] (0:14.92)	1:23.49 [13] (0:12.12)	1:11.37 [13] (0:11.77)	0:59.60 [13] (0:11.98)	0:47.62 [13] (0:12.39)	0:35.23 [13] (0:11.39)	0:23.84 [12] (0:11.43)	0:12.41 [12] (0:12.41)					
Average Speed [km/h]	48.4	59.4	61.5	60.5	58.4	63.4	63.1	58.0					
Top Speed [km/h]	60.1	61.9	62.0	61.9	61.0	64.6	64.3	60.9					
Avg. Dist. to Rail [m]	4.5	1.8	2.3	2.2	0.9	0.7	5.5	6.4					
Avg. Stride Freq. [Hz]	2.3	2.4	2.5	2.4	2.4	2.5	2.5	2.5					
Avg. Stride Length [m]	6.0	6.7	6.9	6.9	6.8	7.0	6.9	6.6					



- [] Ranking at each section and finish
- .-.- No data available at this section
- NA No data available



Horse/Jockey Name	Preachabull
Final Rank	11
Fastest Section Time (Section)	0:11.53 (1400m)
Top Speed [km/h] (Section)	64.0 (Overall)
Race State	Finished



Eagle Farm QLD Professional
Race 10: MAGIC MILLIONS GOLD COAST MARCH Maiden
Plate - 1600m

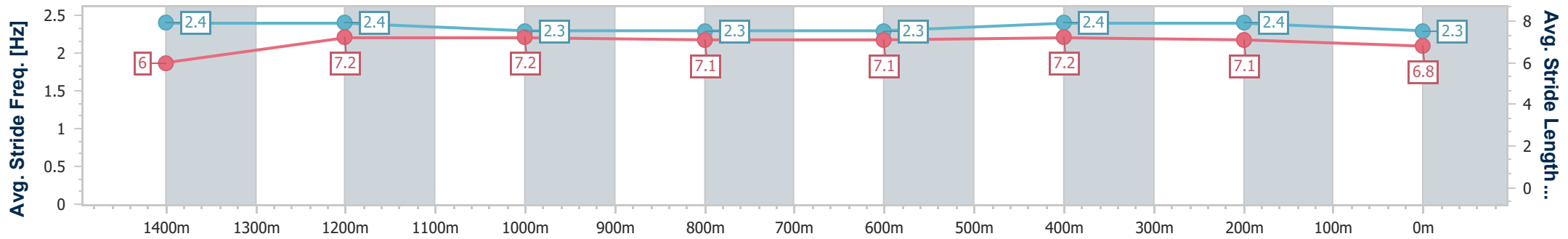
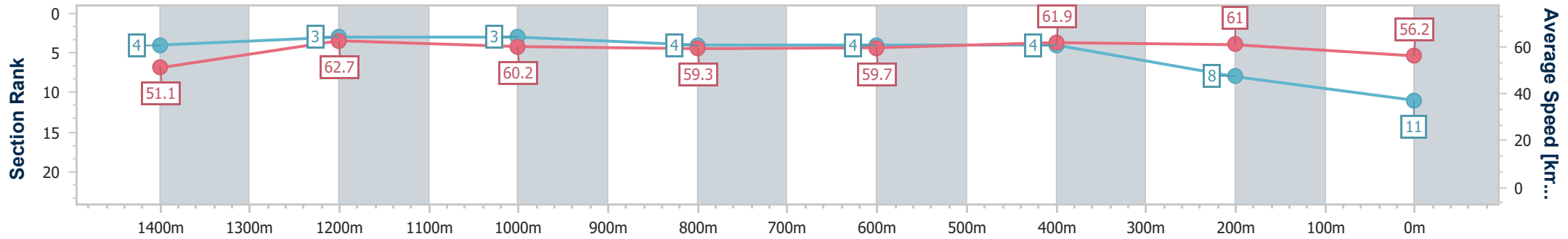
12 March 2025 - 16:36

Track Rating: Soft 7, Weather: Overcast, Rail Position: +10m Entire



BRISBANE
RACING CLUB

Section	Overall	1400m	1200m	1000m	800m	600m	400m	200m
Section Times	1:38.52 [11] (0:14.14)	1:24.38 [4] (0:11.53)	1:12.85 [3] (0:11.97)	1:00.88 [3] (0:12.33)	0:48.55 [4] (0:12.23)	0:36.32 [4] (0:11.68)	0:24.64 [4] (0:11.83)	0:12.81 [8] (0:12.81)
Average Speed [km/h]	51.1	62.7	60.2	59.3	59.7	61.9	61.0	56.2
Top Speed [km/h]	64.0	63.8	61.4	60.9	61.3	63.4	62.7	59.3
Avg. Dist. to Rail [m]	6.7	3.5	3.3	2.9	2.9	1.9	2.3	1.3
Avg. Stride Freq. [Hz]	2.4	2.4	2.3	2.3	2.3	2.4	2.4	2.3
Avg. Stride Length [m]	6.0	7.2	7.2	7.1	7.1	7.2	7.1	6.8



- [] Ranking at each section and finish
- .-.- No data available at this section
- NA No data available



Horse/Jockey Name	Brain Wave
Final Rank	12
Fastest Section Time (Section)	0:11.67 (1400m)
Top Speed [km/h] (Section)	63.4 (1400m)
Race State	Finished



Eagle Farm QLD Professional
Race 10: MAGIC MILLIONS GOLD COAST MARCH Maiden
Plate - 1600m

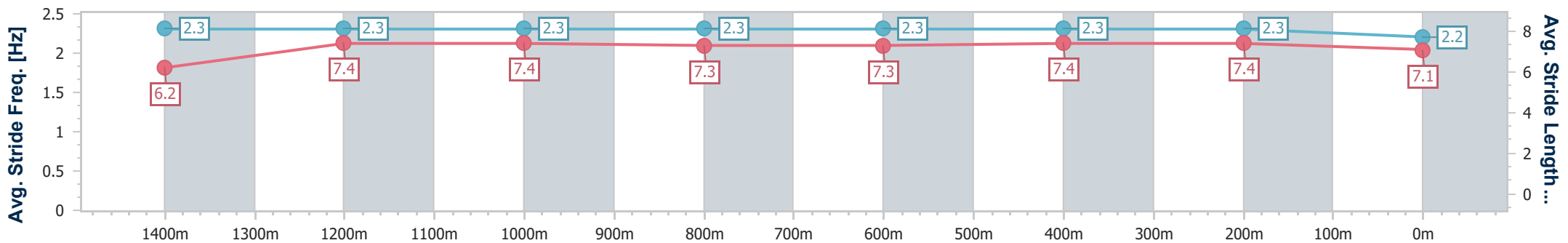
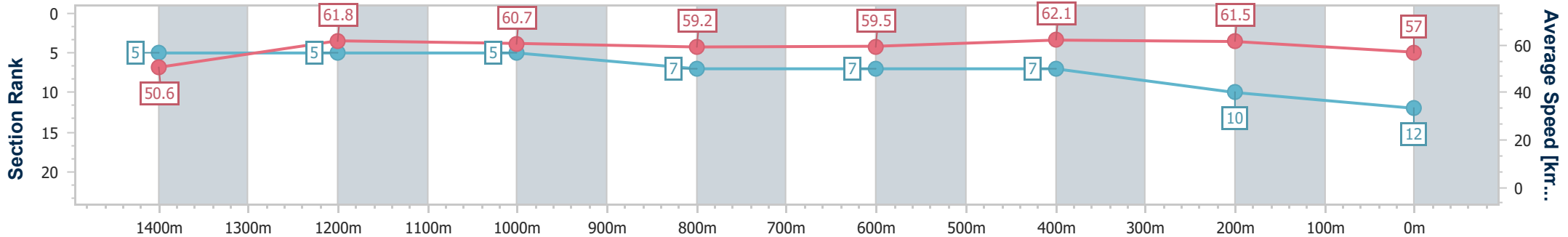
12 March 2025 - 16:36

Track Rating: Soft 7, Weather: Overcast, Rail Position: +10m Entire



BRISBANE
RACING CLUB

Section	Overall	1400m	1200m	1000m	800m	600m	400m	200m
Section Times	1:38.54 [12] (0:14.27)	1:24.27 [5] (0:11.67)	1:12.60 [5] (0:11.92)	1:00.68 [5] (0:12.39)	0:48.29 [7] (0:12.25)	0:36.04 [7] (0:11.67)	0:24.37 [7] (0:11.75)	0:12.62 [10] (0:12.62)
Average Speed [km/h]	50.6	61.8	60.7	59.2	59.5	62.1	61.5	57.0
Top Speed [km/h]	62.1	63.4	61.7	60.9	61.2	62.9	62.2	60.4
Avg. Dist. to Rail [m]	5.1	3.0	3.9	3.8	2.6	2.2	3.7	3.1
Avg. Stride Freq. [Hz]	2.3	2.3	2.3	2.3	2.3	2.3	2.3	2.2
Avg. Stride Length [m]	6.2	7.4	7.4	7.3	7.3	7.4	7.4	7.1



- [] Ranking at each section and finish
- .-.- No data available at this section
- NA No data available



Horse/Jockey Name	Cosmic Insanity
Final Rank	13
Fastest Section Time (Section)	0:11.81 (1400m)
Top Speed [km/h] (Section)	62.8 (600m)
Race State	Finished



Eagle Farm QLD Professional
Race 10: MAGIC MILLIONS GOLD COAST MARCH Maiden
Plate - 1600m

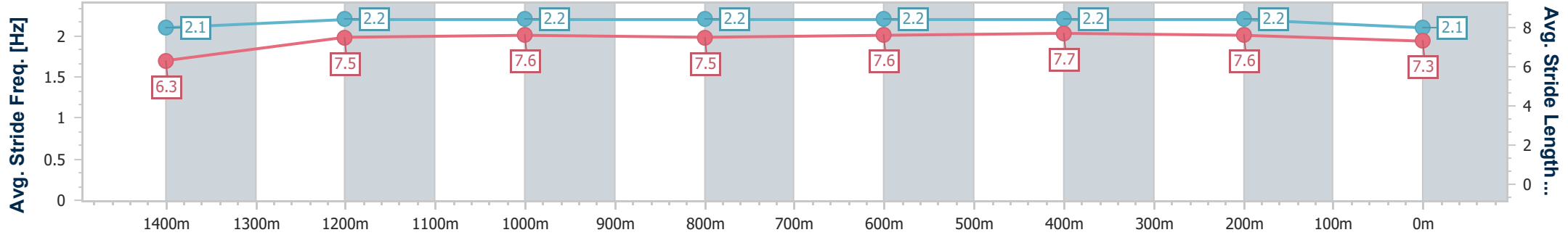
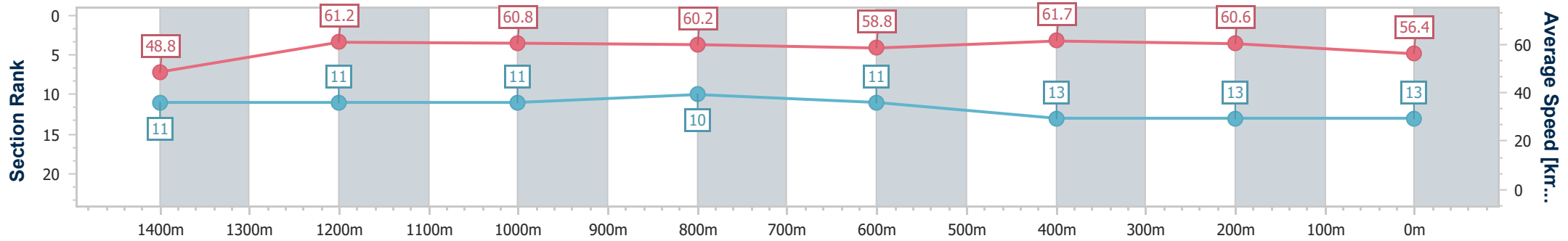
12 March 2025 - 16:36

Track Rating: Soft 7, Weather: Overcast, Rail Position: +10m Entire



BRISBANE
RACING CLUB

Section	Overall	1400m	1200m	1000m	800m	600m	400m	200m
Section Times	1:39.43 [13] (0:14.78)	1:24.65 [11] (0:11.81)	1:12.84 [11] (0:11.84)	1:01.00 [11] (0:12.11)	0:48.89 [10] (0:12.39)	0:36.50 [11] (0:11.85)	0:24.65 [13] (0:11.89)	0:12.76 [13] (0:12.76)
Average Speed [km/h]	48.8	61.2	60.8	60.2	58.8	61.7	60.6	56.4
Top Speed [km/h]	61.2	61.9	62.3	61.9	61.9	62.8	62.7	58.9
Avg. Dist. to Rail [m]	8.3	2.8	2.8	2.4	2.1	3.4	6.5	3.9
Avg. Stride Freq. [Hz]	2.1	2.2	2.2	2.2	2.2	2.2	2.2	2.1
Avg. Stride Length [m]	6.3	7.5	7.6	7.5	7.6	7.7	7.6	7.3



- [] Ranking at each section and finish
- .-.- No data available at this section
- NA No data available



Eagle Farm QLD Professional
Race 11: LADBROKES COMMUNITIES BENCHMARK 65 Handicap - 2162m
12 March 2025 - 17:10



BRISBANE
RACING CLUB

Track Rating: Soft 7, Weather: Overcast, Rail Position: +10m Entire

Section	Field Times	Overall	2000m	1800m	1600m	1400m	1200m	1000m	Last 600m				
		2:16.49 (0:12.57)	2:03.92 (0:11.93)	1:51.99 (0:12.59)	1:39.40 (0:12.53)	1:26.87 (0:12.65)	1:14.22 (0:12.39)	1:01.83 (0:11.93)	0:37.82				
Rank	TAB Horse/Jockey	Barrier	Top Speed [km/h]	Fastest Section						Distance Travelled [m]			
1	8 OUTBURST Emily Lang	8	62.7	0:11.72	2:16.49 [1] (0:13.43)	2:03.06 [8] (0:12.41)	1:50.65 [8] (0:13.01)	1:37.64 [9] (0:12.68)	1:24.96 [10] (0:12.49)	1:12.47 [10] (0:12.62)	0:59.85 [10] (0:11.97)	0:36.16	
2	2 AIDEN Cobi Vitler	20	62.5	0:11.77	2:16.54 [2] (0:13.09)	2:03.45 [5] (0:12.32)	1:51.13 [6] (0:12.75)	1:38.38 [5] (0:12.67)	1:25.71 [5] (0:12.53)	1:13.18 [5] (0:12.68)	1:00.50 [5] (0:12.11)	0:36.54	+0
3	17 KAYLEEN'S PROFIT Ron Stewart	13	63.1	0:11.80	2:16.60 [3] (0:12.71)	2:03.89 [2] (0:11.98)	1:51.91 [2] (0:12.89)	1:39.02 [2] (0:12.70)	1:26.32 [2] (0:12.60)	1:13.72 [2] (0:12.62)	1:01.10 [2] (0:12.10)	0:37.20	-10
4	13 PLEADEEL Tahlia Fenlon	14	62.8	0:11.73	2:16.62 [4] (0:13.66)	2:02.96 [9] (0:12.26)	1:50.70 [9] (0:12.68)	1:38.02 [8] (0:12.74)	1:25.28 [8] (0:12.59)	1:12.69 [8] (0:12.51)	1:00.18 [8] (0:12.05)	0:36.36	-11
5	7 MANNERHEIM Cody Collis	19	62.2	0:11.83	2:16.64 [5] (0:13.25)	2:03.39 [6] (0:12.25)	1:51.14 [7] (0:12.99)	1:38.15 [7] (0:12.69)	1:25.46 [7] (0:12.49)	1:12.97 [7] (0:12.62)	1:00.35 [7] (0:12.05)	0:36.42	+0
6	20 PAPAL MISS Girish Goomany	18	62.3	0:11.71	2:16.74 [6] (0:14.01)	2:02.73 [10] (0:12.34)	1:50.39 [10] (0:12.57)	1:37.82 [10] (0:12.58)	1:25.24 [9] (0:12.51)	1:12.73 [9] (0:12.43)	1:00.30 [9] (0:12.06)	0:36.39	-12
7	3 KIPTANUI Courtney Bellamy	17	63.4	0:11.93	2:16.85 [7] (0:12.57)	2:04.28 [1] (0:11.93)	1:52.35 [1] (0:12.59)	1:39.76 [1] (0:12.53)	1:27.23 [1] (0:12.65)	1:14.58 [1] (0:12.39)	1:02.19 [1] (0:11.93)	0:38.18	-5
8	5 COUNTER Kyle Wilson-Taylor	1	61.6	0:11.75	2:17.73 [8] (0:13.27)	2:04.46 [7] (0:12.12)	1:52.34 [5] (0:12.84)	1:39.50 [6] (0:12.76)	1:26.74 [6] (0:12.55)	1:14.19 [6] (0:12.65)	1:01.54 [6] (0:12.06)	0:37.63	-15
9	14 DEVOCEAN Michael Rodd	3	62.5	0:11.88	2:21.29 [9] (0:12.89)	2:08.40 [4] (0:12.05)	1:56.35 [3] (0:12.95)	1:43.40 [4] (0:12.69)	1:30.71 [4] (0:12.50)	1:18.21 [4] (0:12.57)	1:05.64 [4] (0:11.88)	0:41.84	-11
10	11 ONE THING COUNTS Andrew Mallyon	12	61.6	0:12.07	2:23.46 [10] (0:12.87)	2:10.59 [3] (0:12.07)	1:58.52 [4] (0:12.87)	1:45.65 [3] (0:12.68)	1:32.97 [3] (0:12.51)	1:20.46 [3] (0:12.63)	1:07.83 [3] (0:12.11)	0:43.65	-3

Scratched: Guarded Optimist (#18), Medical Autocrat (#16), Autunno (#21), Tavistorm (#1), Ichiban (#6), Princeton Award (#19), Calm Seeker (#4), Archer's Game (#9), The Claimant (#10), Sacred Bull (#12), H

[] Ranking at each section and finish
 -:-:- No data available at this section
 NA No data available
 SCN Saddle cloth number
 DNF Did not finish
 DNT Did not track



Eagle Farm QLD Professional
Race 11: LADBROKES COMMUNITIES BENCHMARK 65 Handicap - 2162m
12 March 2025 - 17:10



BRISBANE
RACING CLUB

Track Rating: Soft 7, Weather: Overcast, Rail Position: +10m Entire

Section						800m	600m	400m	200m	Last 600m	
Field Times						0:49.90 (0:12.08)	0:37.82 (0:12.28)	0:25.54 (0:12.52)	0:13.02 (0:13.02)	0:37.82	
Rank	TAB Horse/Jockey	Barrier	Top Speed [km/h]	Fastest Section					Margin	Distance Travelled [m]	
1	8 OUTBURST Emily Lang	8	62.7 1000m	0:11.72 800m	0:47.88 [10] (0:11.72)	0:36.16 [9] (0:11.93)	0:24.23 [10] (0:11.77)	0:12.46 [6] (0:12.46)	2:16.49	0:36.16	
2	2 AIDEN Cobi Vitler	20	62.5 600m	0:11.77 600m	0:48.39 [5] (0:11.85)	0:36.54 [5] (0:11.77)	0:24.77 [3] (0:12.01)	0:12.76 [3] (0:12.76)	0.27L	0:36.54 +0	
3	17 KAYLEEN'S PROFIT Ron Stewart	13	63.1 800m	0:11.80 800m	0:49.00 [3] (0:11.80)	0:37.20 [2] (0:12.04)	0:25.16 [2] (0:12.28)	0:12.88 [2] (0:12.88)	0.63L	0:37.20 -10	
4	13 PLEADEEL Tahlia Fenlon	14	62.8 800m	0:11.73 600m	0:48.13 [8] (0:11.77)	0:36.36 [8] (0:11.73)	0:24.63 [6] (0:11.98)	0:12.65 [4] (0:12.65)	0.77L	0:36.36 -11	
5	7 MANNERHEIM Cody Collis	19	62.2 1000m	0:11.83 600m	0:48.30 [7] (0:11.88)	0:36.42 [7] (0:11.83)	0:24.59 [7] (0:11.94)	0:12.65 [5] (0:12.65)	0.87L	0:36.42 +0	
6	20 PAPAL MISS Girish Goomany	18	62.3 800m	0:11.71 600m	0:48.24 [9] (0:11.85)	0:36.39 [10] (0:11.71)	0:24.68 [8] (0:12.09)	0:12.59 [8] (0:12.59)	1.48L	0:36.39 -12	
7	3 KIPTANUI Courtney Bellamy	17	63.4 Overall	0:11.93 2000m	0:50.26 [1] (0:12.08)	0:38.18 [1] (0:12.28)	0:25.90 [1] (0:12.52)	0:13.38 [1] (0:13.38)	2.14L	0:38.18 -5	
8	5 COUNTER Kyle Wilson-Taylor	1	61.6 600m	0:11.75 600m	0:49.48 [6] (0:11.85)	0:37.63 [6] (0:11.75)	0:25.88 [5] (0:12.29)	0:13.59 [7] (0:13.59)	7.3L	0:37.63 -15	
9	14 DEVOCEAN Michael Rodd	3	62.5 1000m	0:11.88 1000m	0:53.76 [2] (0:11.92)	0:41.84 [3] (0:12.37)	0:29.47 [4] (0:13.55)	0:15.92 [9] (0:15.92)	28.25L	0:41.84 -11	
10	11 ONE THING COUNTS Andrew Mallyon	12	61.6 1000m	0:12.07 2000m	0:55.72 [4] (0:12.07)	0:43.65 [4] (0:12.40)	0:31.25 [9] (0:13.82)	0:17.43 [10] (0:17.43)	41.02L	0:43.65 -3	

Scratched: Guarded Optimist (#18), Medical Autocrat (#16), Autunno (#21), Tavistorm (#1), Ichiban (#6), Princeton Award (#19), Calm Seeker (#4), Archer's Game (#9), The Claimant (#10), Sacred Bull (#12), H

[] Ranking at each section and finish
 -:-:- No data available at this section
 NA No data available

SCN Saddle cloth number
 DNF Did not finish
 DNT Did not track



Horse/Jockey Name	Outburst
Final Rank	1
Fastest Section Time (Section)	0:11.72 (800m)
Top Speed [km/h] (Section)	62.7 (1000m)
Race State	Finished



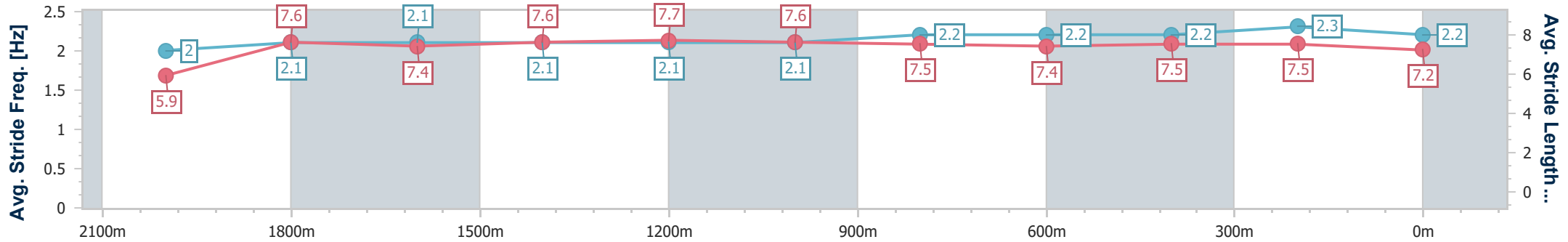
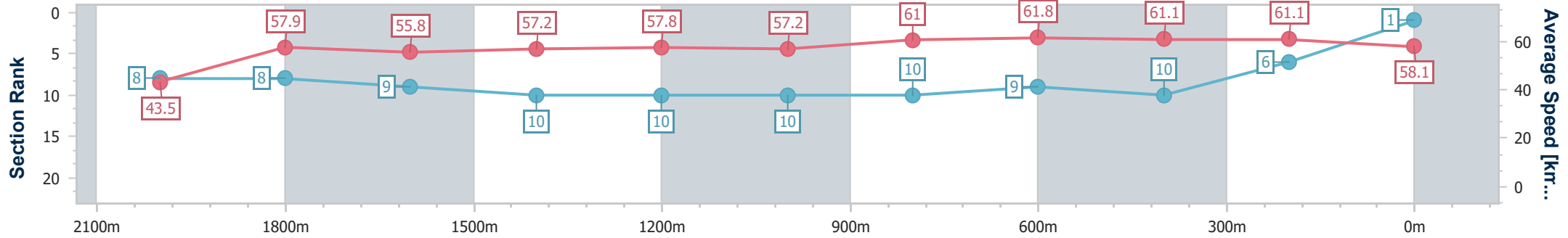
Eagle Farm QLD Professional
 Race 11: LADBROKES COMMUNITIES BENCHMARK 65
 Handicap - 2162m
 12 March 2025 - 17:10



BRISBANE
 RACING CLUB

Track Rating: Soft 7, Weather: Overcast, Rail Position: +10m Entire

Section	Overall	2000m	1800m	1600m	1400m	1200m	1000m	800m	600m	400m	200m
Section Times	2:16.49 [1] (0:13.43)	2:03.06 [8] (0:12.41)	1:50.65 [8] (0:13.01)	1:37.64 [9] (0:12.68)	1:24.96 [10] (0:12.49)	1:12.47 [10] (0:12.62)	0:59.85 [10] (0:11.97)	0:47.88 [10] (0:11.72)	0:36.16 [9] (0:11.93)	0:24.23 [10] (0:11.77)	0:12.46 [6] (0:12.46)
Average Speed [km/h]	43.5	57.9	55.8	57.2	57.8	57.2	61.0	61.8	61.1	61.1	58.1
Top Speed [km/h]	56.8	58.8	57.9	57.8	59.2	58.9	62.7	62.7	61.7	61.9	60.2
Avg. Dist. to Rail [m]	1.9	0.6	1.6	2.7	2.7	2.7	2.4	2.1	2.3	6.3	7.9
Avg. Stride Freq. [Hz]	2.0	2.1	2.1	2.1	2.1	2.1	2.2	2.2	2.2	2.3	2.2
Avg. Stride Length [m]	5.9	7.6	7.4	7.6	7.7	7.6	7.5	7.4	7.5	7.5	7.2



- [] Ranking at each section and finish
- .-.- No data available at this section
- NA No data available



Horse/Jockey Name	Aiden
Final Rank	2
Fastest Section Time (Section)	0:11.77 (600m)
Top Speed [km/h] (Section)	62.5 (600m)
Race State	Finished



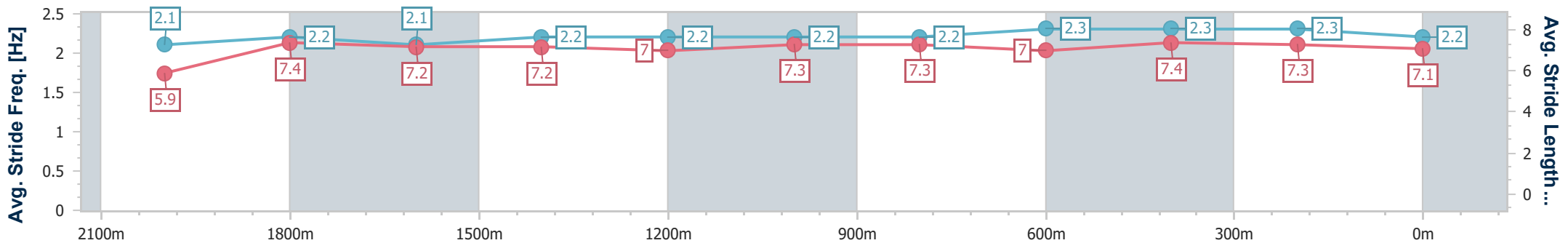
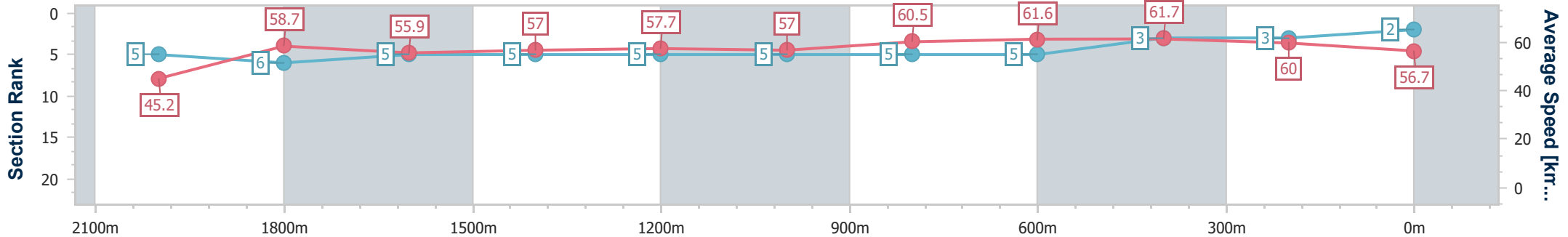
Eagle Farm QLD Professional
 Race 11: LADBROKES COMMUNITIES BENCHMARK 65
 Handicap - 2162m
 12 March 2025 - 17:10



BRISBANE
 RACING CLUB

Track Rating: Soft 7, Weather: Overcast, Rail Position: +10m Entire

Section	Overall	2000m	1800m	1600m	1400m	1200m	1000m	800m	600m	400m	200m
Section Times	2:16.54 [2] (0:13.09)	2:03.45 [5] (0:12.32)	1:51.13 [6] (0:12.75)	1:38.38 [5] (0:12.67)	1:25.71 [5] (0:12.53)	1:13.18 [5] (0:12.68)	1:00.50 [5] (0:12.11)	0:48.39 [5] (0:11.85)	0:36.54 [5] (0:11.77)	0:24.77 [3] (0:12.01)	0:12.76 [3] (0:12.76)
Average Speed [km/h]	45.2	58.7	55.9	57.0	57.7	57.0	60.5	61.6	61.7	60.0	56.7
Top Speed [km/h]	61.1	60.7	57.5	58.4	58.7	58.2	62.1	62.1	62.5	62.4	57.7
Avg. Dist. to Rail [m]	8.3	1.2	1.7	1.4	2.9	3.2	2.9	3.4	2.1	4.6	6.7
Avg. Stride Freq. [Hz]	2.1	2.2	2.1	2.2	2.2	2.2	2.2	2.3	2.3	2.3	2.2
Avg. Stride Length [m]	5.9	7.4	7.2	7.2	7.0	7.3	7.3	7.0	7.4	7.3	7.1



- [] Ranking at each section and finish
- .-.- No data available at this section
- NA No data available



Horse/Jockey Name	Kayleen's Profit
Final Rank	3
Fastest Section Time (Section)	0:11.80 (800m)
Top Speed [km/h] (Section)	63.1 (800m)
Race State	Finished



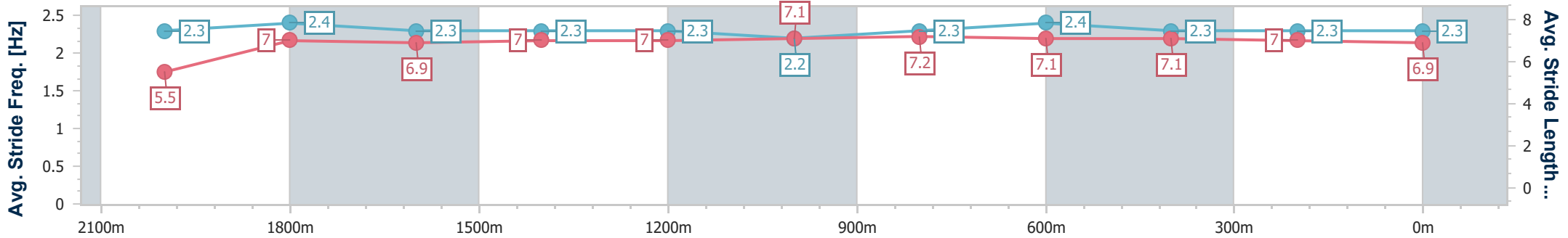
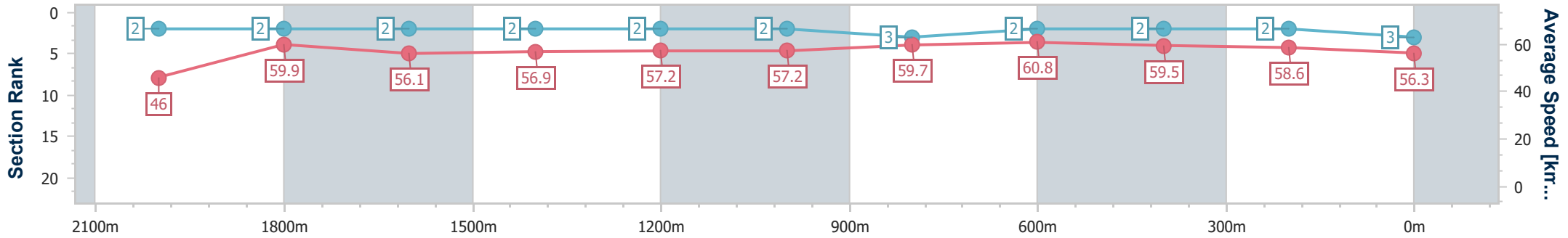
Eagle Farm QLD Professional
 Race 11: LADBROKES COMMUNITIES BENCHMARK 65
 Handicap - 2162m
 12 March 2025 - 17:10



BRISBANE
 RACING CLUB

Track Rating: Soft 7, Weather: Overcast, Rail Position: +10m Entire

Section	Overall	2000m	1800m	1600m	1400m	1200m	1000m	800m	600m	400m	200m
Section Times	2:16.60 [3] (0:12.71)	2:03.89 [2] (0:11.98)	1:51.91 [2] (0:12.89)	1:39.02 [2] (0:12.70)	1:26.32 [2] (0:12.60)	1:13.72 [2] (0:12.62)	1:01.10 [2] (0:12.10)	0:49.00 [3] (0:11.80)	0:37.20 [2] (0:12.04)	0:25.16 [2] (0:12.28)	0:12.88 [2] (0:12.88)
Average Speed [km/h]	46.0	59.9	56.1	56.9	57.2	57.2	59.7	60.8	59.5	58.6	56.3
Top Speed [km/h]	62.4	63.1	57.0	57.5	58.2	57.9	62.1	63.1	60.4	60.1	57.6
Avg. Dist. to Rail [m]	2.8	0.8	0.9	1.3	1.0	1.6	0.6	0.4	1.1	1.1	2.1
Avg. Stride Freq. [Hz]	2.3	2.4	2.3	2.3	2.3	2.2	2.3	2.4	2.3	2.3	2.3
Avg. Stride Length [m]	5.5	7.0	6.9	7.0	7.0	7.1	7.2	7.1	7.1	7.0	6.9



- [] Ranking at each section and finish
- .-.- No data available at this section
- NA No data available



Horse/Jockey Name	Pleadeel
Final Rank	4
Fastest Section Time (Section)	0:11.73 (600m)
Top Speed [km/h] (Section)	62.8 (800m)
Race State	Finished



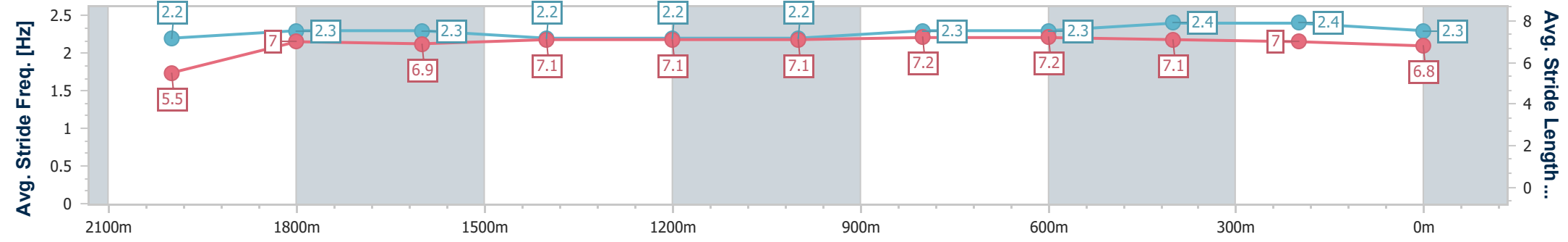
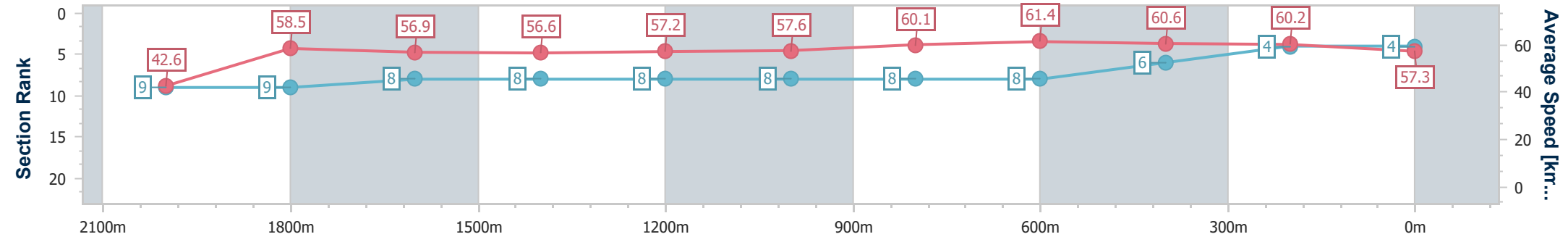
Eagle Farm QLD Professional
 Race 11: LADBROKES COMMUNITIES BENCHMARK 65
 Handicap - 2162m
 12 March 2025 - 17:10



BRISBANE
 RACING CLUB

Track Rating: Soft 7, Weather: Overcast, Rail Position: +10m Entire

Section	Overall	2000m	1800m	1600m	1400m	1200m	1000m	800m	600m	400m	200m
Section Times	2:16.62 [4] (0:13.66)	2:02.96 [9] (0:12.26)	1:50.70 [9] (0:12.68)	1:38.02 [8] (0:12.74)	1:25.28 [8] (0:12.59)	1:12.69 [8] (0:12.51)	1:00.18 [8] (0:12.05)	0:48.13 [8] (0:11.77)	0:36.36 [8] (0:11.73)	0:24.63 [6] (0:11.98)	0:12.65 [4] (0:12.65)
Average Speed [km/h]	42.6	58.5	56.9	56.6	57.2	57.6	60.1	61.4	60.6	60.2	57.3
Top Speed [km/h]	57.8	59.0	58.2	57.4	58.4	58.5	62.2	62.8	61.7	61.5	58.3
Avg. Dist. to Rail [m]	3.3	1.4	0.7	1.4	1.3	1.3	0.9	0.8	2.1	1.4	0.9
Avg. Stride Freq. [Hz]	2.2	2.3	2.3	2.2	2.2	2.2	2.3	2.3	2.4	2.4	2.3
Avg. Stride Length [m]	5.5	7.0	6.9	7.1	7.1	7.1	7.2	7.2	7.1	7.0	6.8



- [] Ranking at each section and finish
- .-.- No data available at this section
- NA No data available



Horse/Jockey Name	Mannerheim
Final Rank	5
Fastest Section Time (Section)	0:11.83 (600m)
Top Speed [km/h] (Section)	62.2 (1000m)
Race State	Finished



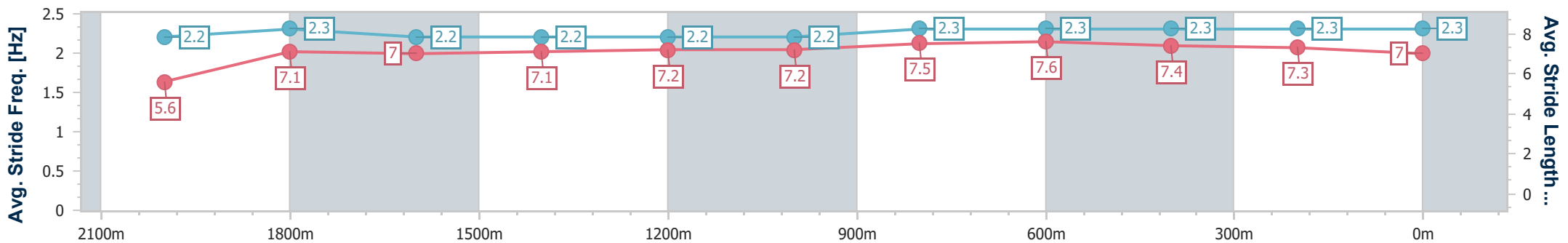
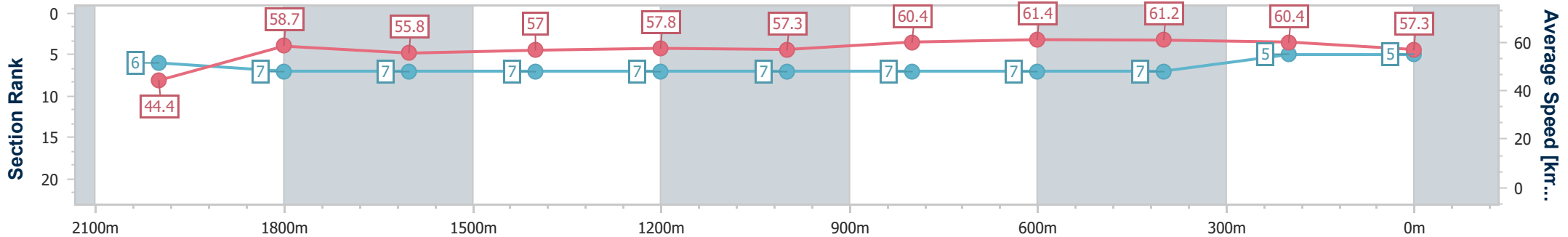
Eagle Farm QLD Professional
 Race 11: LADBROKES COMMUNITIES BENCHMARK 65
 Handicap - 2162m
 12 March 2025 - 17:10



BRISBANE
 RACING CLUB

Track Rating: Soft 7, Weather: Overcast, Rail Position: +10m Entire

Section	Overall	2000m	1800m	1600m	1400m	1200m	1000m	800m	600m	400m	200m
Section Times	2:16.64 [5] (0:13.25)	2:03.39 [6] (0:12.25)	1:51.14 [7] (0:12.99)	1:38.15 [7] (0:12.69)	1:25.46 [7] (0:12.49)	1:12.97 [7] (0:12.62)	1:00.35 [7] (0:12.05)	0:48.30 [7] (0:11.88)	0:36.42 [7] (0:11.83)	0:24.59 [7] (0:11.94)	0:12.65 [5] (0:12.65)
Average Speed [km/h]	44.4	58.7	55.8	57.0	57.8	57.3	60.4	61.4	61.2	60.4	57.3
Top Speed [km/h]	58.6	59.8	57.8	58.1	58.7	58.7	62.2	62.0	61.9	61.5	58.4
Avg. Dist. to Rail [m]	4.9	0.4	1.5	2.5	2.6	2.6	2.3	2.5	1.8	4.7	4.9
Avg. Stride Freq. [Hz]	2.2	2.3	2.2	2.2	2.2	2.2	2.3	2.3	2.3	2.3	2.3
Avg. Stride Length [m]	5.6	7.1	7.0	7.1	7.2	7.2	7.5	7.6	7.4	7.3	7.0



- [] Ranking at each section and finish
- .-.- No data available at this section
- NA No data available



Horse/Jockey Name	Papal Miss
Final Rank	6
Fastest Section Time (Section)	0:11.71 (600m)
Top Speed [km/h] (Section)	62.3 (800m)
Race State	Finished



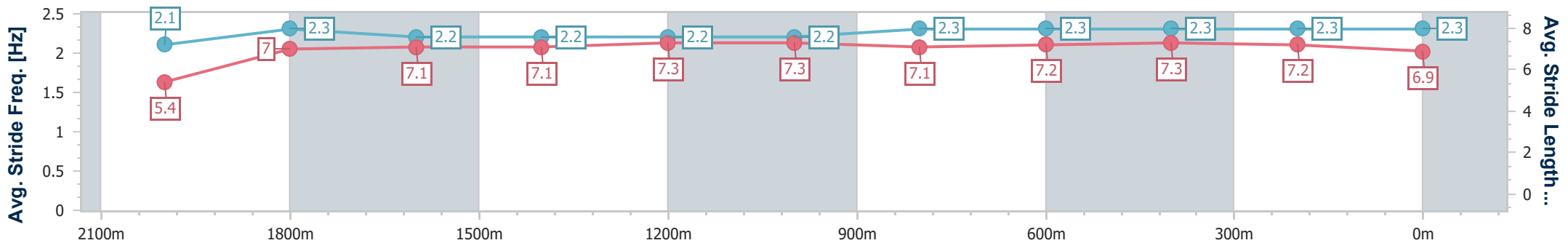
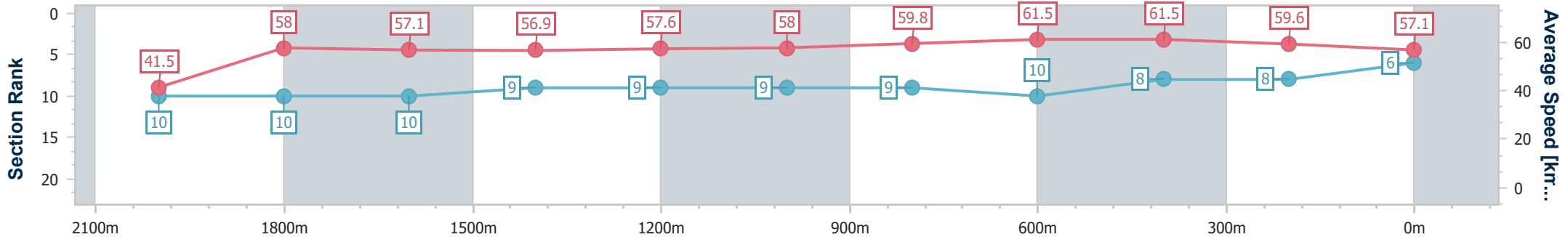
Eagle Farm QLD Professional
 Race 11: LADBROKES COMMUNITIES BENCHMARK 65
 Handicap - 2162m
 12 March 2025 - 17:10



BRISBANE
 RACING CLUB

Track Rating: Soft 7, Weather: Overcast, Rail Position: +10m Entire

Section	Overall	2000m	1800m	1600m	1400m	1200m	1000m	800m	600m	400m	200m
Section Times	2:16.74 [6] (0:14.01)	2:02.73 [10] (0:12.34)	1:50.39 [10] (0:12.57)	1:37.82 [10] (0:12.58)	1:25.24 [9] (0:12.51)	1:12.73 [9] (0:12.43)	1:00.30 [9] (0:12.06)	0:48.24 [9] (0:11.85)	0:36.39 [10] (0:11.71)	0:24.68 [8] (0:12.09)	0:12.59 [8] (0:12.59)
Average Speed [km/h]	41.5	58.0	57.1	56.9	57.6	58.0	59.8	61.5	61.5	59.6	57.1
Top Speed [km/h]	56.8	59.1	59.0	57.7	60.0	60.0	61.9	62.3	61.7	60.9	58.8
Avg. Dist. to Rail [m]	3.9	1.4	0.8	1.3	0.8	0.2	0.9	2.5	0.7	0.4	0.7
Avg. Stride Freq. [Hz]	2.1	2.3	2.2	2.2	2.2	2.2	2.3	2.3	2.3	2.3	2.3
Avg. Stride Length [m]	5.4	7.0	7.1	7.1	7.3	7.3	7.1	7.2	7.3	7.2	6.9



- [] Ranking at each section and finish
- .-.- No data available at this section
- NA No data available



Horse/Jockey Name	Kiptanui
Final Rank	7
Fastest Section Time (Section)	0:11.93 (2000m)
Top Speed [km/h] (Section)	63.4 (Overall)
Race State	Finished



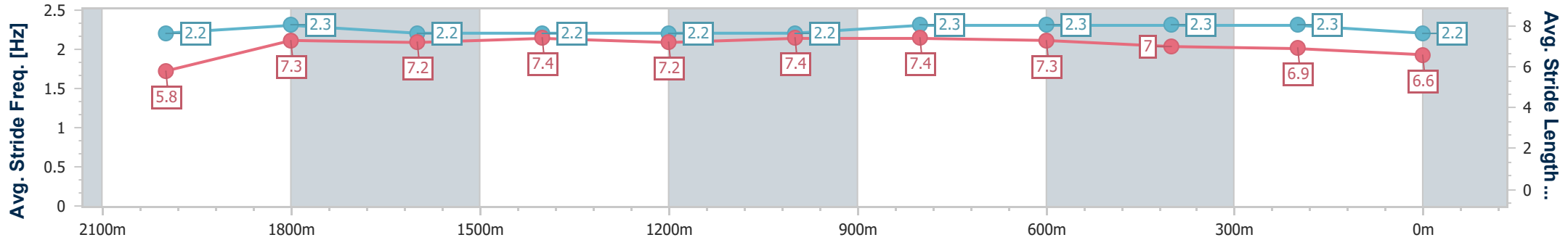
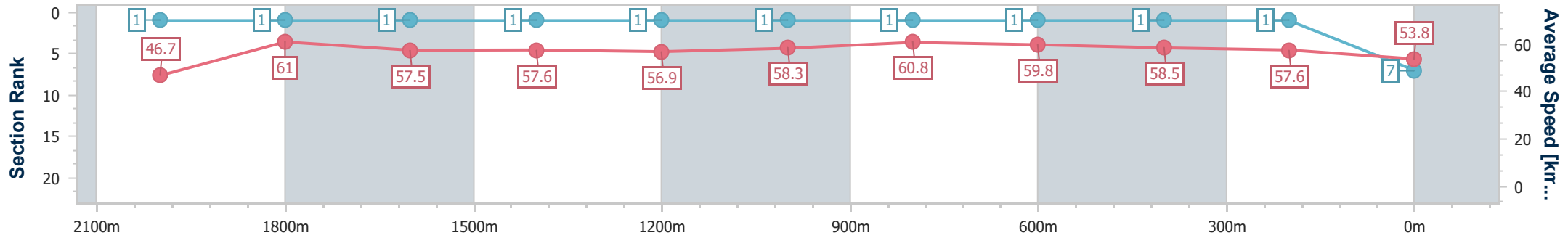
Eagle Farm QLD Professional
 Race 11: LADBROKES COMMUNITIES BENCHMARK 65
 Handicap - 2162m
 12 March 2025 - 17:10



BRISBANE
 RACING CLUB

Track Rating: Soft 7, Weather: Overcast, Rail Position: +10m Entire

Section	Overall	2000m	1800m	1600m	1400m	1200m	1000m	800m	600m	400m	200m
Section Times	2:16.85 [7] (0:12.57)	2:04.28 [1] (0:11.93)	1:52.35 [1] (0:12.59)	1:39.76 [1] (0:12.53)	1:27.23 [1] (0:12.65)	1:14.58 [1] (0:12.39)	1:02.19 [1] (0:11.93)	0:50.26 [1] (0:12.08)	0:38.18 [1] (0:12.28)	0:25.90 [1] (0:12.52)	0:13.38 [1] (0:13.38)
Average Speed [km/h]	46.7	61.0	57.5	57.6	56.9	58.3	60.8	59.8	58.5	57.6	53.8
Top Speed [km/h]	63.4	63.2	58.5	58.6	58.6	59.3	61.5	60.7	59.8	58.8	55.7
Avg. Dist. to Rail [m]	5.1	1.5	1.1	1.4	1.4	1.6	1.3	0.7	0.3	0.4	1.7
Avg. Stride Freq. [Hz]	2.2	2.3	2.2	2.2	2.2	2.2	2.3	2.3	2.3	2.3	2.2
Avg. Stride Length [m]	5.8	7.3	7.2	7.4	7.2	7.4	7.4	7.3	7.0	6.9	6.6



- [] Ranking at each section and finish
- .-.- No data available at this section
- NA No data available



Horse/Jockey Name	Counter
Final Rank	8
Fastest Section Time (Section)	0:11.75 (600m)
Top Speed [km/h] (Section)	61.6 (600m)
Race State	Finished



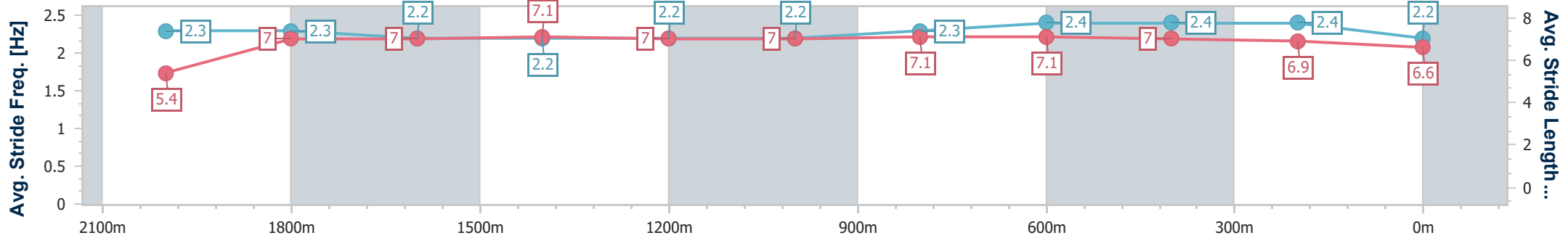
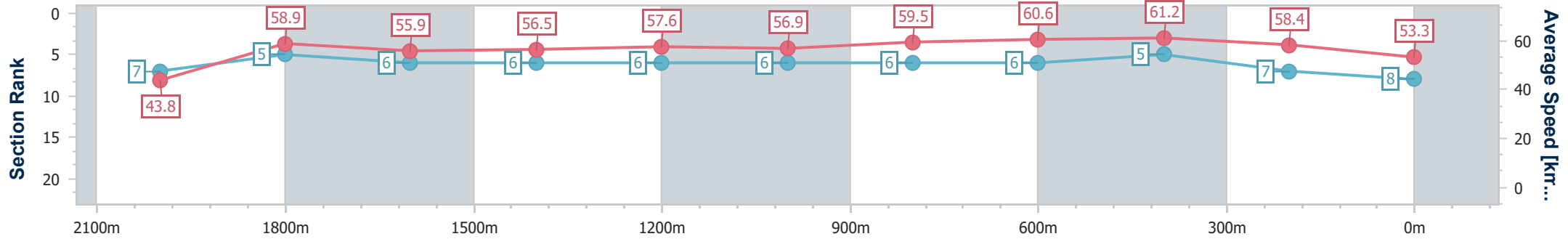
Eagle Farm QLD Professional
 Race 11: LADBROKES COMMUNITIES BENCHMARK 65
 Handicap - 2162m
 12 March 2025 - 17:10



BRISBANE
 RACING CLUB

Track Rating: Soft 7, Weather: Overcast, Rail Position: +10m Entire

Section	Overall	2000m	1800m	1600m	1400m	1200m	1000m	800m	600m	400m	200m
Section Times	2:17.73 [8] (0:13.27)	2:04.46 [7] (0:12.12)	1:52.34 [5] (0:12.84)	1:39.50 [6] (0:12.76)	1:26.74 [6] (0:12.55)	1:14.19 [6] (0:12.65)	1:01.54 [6] (0:12.06)	0:49.48 [6] (0:11.85)	0:37.63 [6] (0:11.75)	0:25.88 [5] (0:12.29)	0:13.59 [7] (0:13.59)
Average Speed [km/h]	43.8	58.9	55.9	56.5	57.6	56.9	59.5	60.6	61.2	58.4	53.3
Top Speed [km/h]	58.2	60.0	56.7	57.0	58.5	58.2	61.1	61.4	61.6	60.3	56.7
Avg. Dist. to Rail [m]	1.6	1.8	0.6	0.5	0.8	0.7	0.4	0.3	0.8	2.0	3.8
Avg. Stride Freq. [Hz]	2.3	2.3	2.2	2.2	2.2	2.2	2.3	2.4	2.4	2.4	2.2
Avg. Stride Length [m]	5.4	7.0	7.0	7.1	7.0	7.0	7.1	7.1	7.0	6.9	6.6



- [] Ranking at each section and finish
- .-.- No data available at this section
- NA No data available



Horse/Jockey Name	Devocean
Final Rank	9
Fastest Section Time (Section)	0:11.88 (1000m)
Top Speed [km/h] (Section)	62.5 (1000m)
Race State	Finished



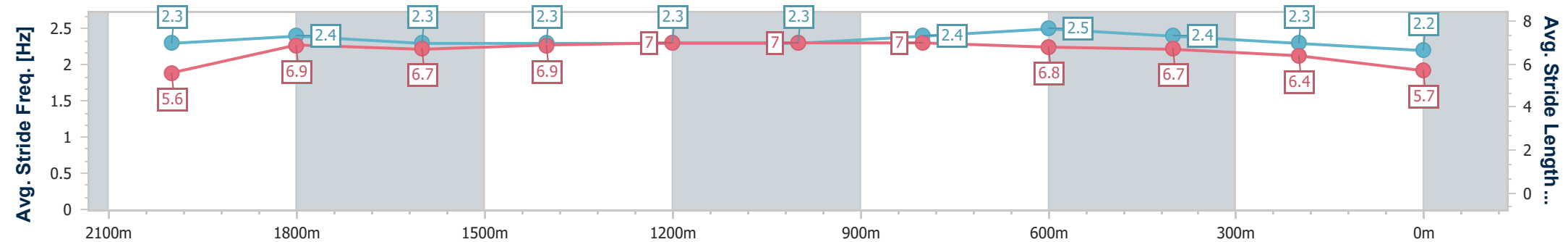
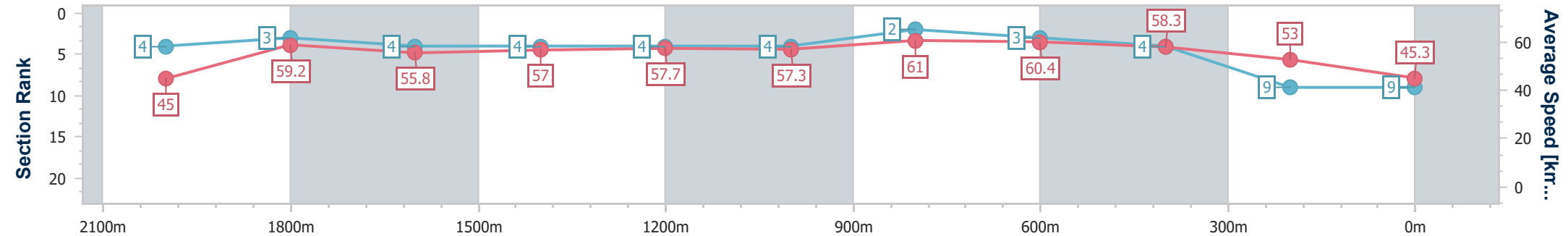
Eagle Farm QLD Professional
 Race 11: LADBROKES COMMUNITIES BENCHMARK 65
 Handicap - 2162m
 12 March 2025 - 17:10



BRISBANE
 RACING CLUB

Track Rating: Soft 7, Weather: Overcast, Rail Position: +10m Entire

Section	Overall	2000m	1800m	1600m	1400m	1200m	1000m	800m	600m	400m	200m
Section Times	2:21.29 [9] (0:12.89)	2:08.40 [4] (0:12.05)	1:56.35 [3] (0:12.95)	1:43.40 [4] (0:12.69)	1:30.71 [4] (0:12.50)	1:18.21 [4] (0:12.57)	1:05.64 [4] (0:11.88)	0:53.76 [2] (0:11.92)	0:41.84 [3] (0:12.37)	0:29.47 [4] (0:13.55)	0:15.92 [9] (0:15.92)
Average Speed [km/h]	45.0	59.2	55.8	57.0	57.7	57.3	61.0	60.4	58.3	53.0	45.3
Top Speed [km/h]	61.1	61.3	56.5	57.3	58.5	57.8	62.5	61.6	59.1	58.2	49.6
Avg. Dist. to Rail [m]	1.5	1.7	0.8	1.5	1.5	1.6	1.1	0.3	0.4	0.3	0.4
Avg. Stride Freq. [Hz]	2.3	2.4	2.3	2.3	2.3	2.3	2.4	2.5	2.4	2.3	2.2
Avg. Stride Length [m]	5.6	6.9	6.7	6.9	7.0	7.0	7.0	6.8	6.7	6.4	5.7



- [] Ranking at each section and finish
- .-.- No data available at this section
- NA No data available



Horse/Jockey Name	One Thing Counts
Final Rank	10
Fastest Section Time (Section)	0:12.07 (2000m)
Top Speed [km/h] (Section)	61.6 (1000m)
Race State	Finished



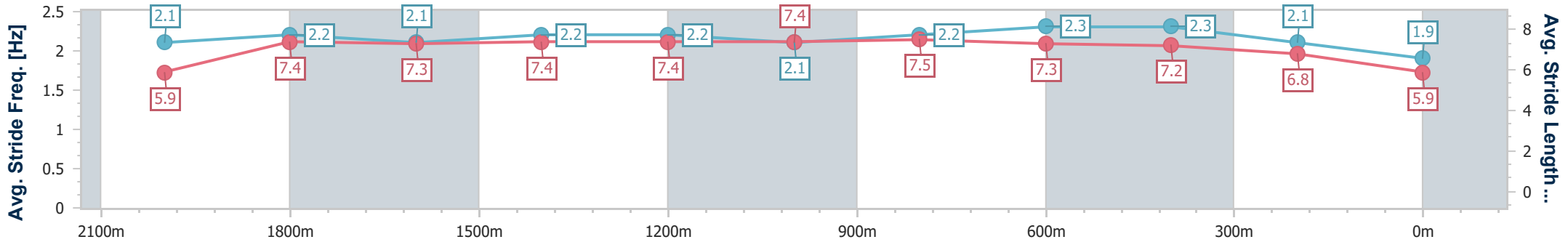
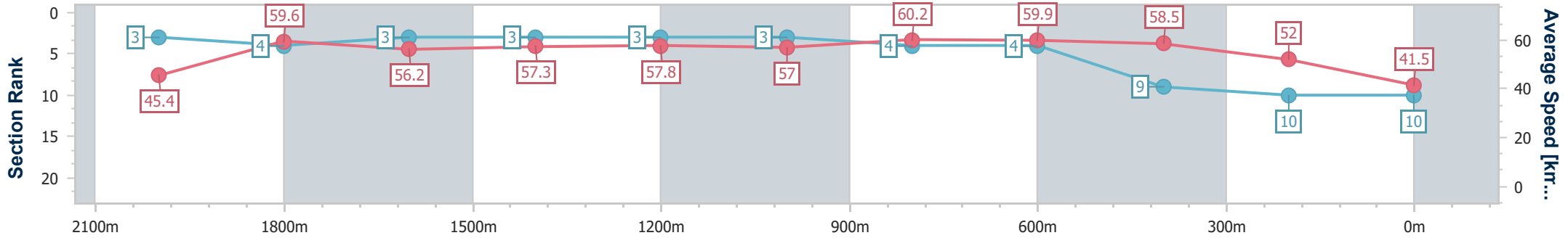
Eagle Farm QLD Professional
 Race 11: LADBROKES COMMUNITIES BENCHMARK 65
 Handicap - 2162m
 12 March 2025 - 17:10



BRISBANE
 RACING CLUB

Track Rating: Soft 7, Weather: Overcast, Rail Position: +10m Entire

Section	Overall	2000m	1800m	1600m	1400m	1200m	1000m	800m	600m	400m	200m
Section Times	2:23.46 [10] (0:12.87)	2:10.59 [3] (0:12.07)	1:58.52 [4] (0:12.87)	1:45.65 [3] (0:12.68)	1:32.97 [3] (0:12.51)	1:20.46 [3] (0:12.63)	1:07.83 [3] (0:12.11)	0:55.72 [4] (0:12.07)	0:43.65 [4] (0:12.40)	0:31.25 [9] (0:13.82)	0:17.43 [10] (0:17.43)
Average Speed [km/h]	45.4	59.6	56.2	57.3	57.8	57.0	60.2	59.9	58.5	52.0	41.5
Top Speed [km/h]	61.2	61.0	57.2	57.6	58.5	58.0	61.6	61.4	59.5	56.9	48.4
Avg. Dist. to Rail [m]	2.5	0.6	1.5	2.6	2.9	2.8	2.3	1.5	1.2	2.3	3.2
Avg. Stride Freq. [Hz]	2.1	2.2	2.1	2.2	2.2	2.1	2.2	2.3	2.3	2.1	1.9
Avg. Stride Length [m]	5.9	7.4	7.3	7.4	7.4	7.4	7.5	7.3	7.2	6.8	5.9



- [] Ranking at each section and finish
- .-.- No data available at this section
- NA No data available