



Sunshine Coast QLD Professional
Race 1: SKYRISE SCAFFOLDING QTIS Two-Year-Old Maiden Plate - 1000m
14 March 2025 - 17:50



Track Rating: Soft 7, Weather: Fine, Rail Position: True

| Section | | | | Overall | 800m | 600m | 400m | 200m | Last 600m | | | |
|-------------|-----|---|---------|----------------------|----------------------|---------------------------|---------------------------|---------------------------|---------------------------|---------------------------|------------------------|------------|
| Field Times | | | | 0:59.99 (0:13.49) | 0:46.50 (0:11.03) | 0:35.47 (0:11.95) | 0:23.52 (0:11.51) | 0:12.01 (0:12.01) | 0:35.47 | | | |
| Rank | TAB | Horse/Jockey | Barrier | Top Speed [km/h] | Fastest Section | Margin | | | | | Distance Travelled [m] | |
| 1 | 8 | DRAGONNE ROUGE Mark Du Plessis | 8 | 66.3 800m | 0:11.10 800m | 0:59.99 [1] (0:13.94) | 0:46.05 [9] (0:11.10) | 0:34.95 [8] (0:11.68) | 0:23.27 [5] (0:11.35) | 0:11.92 [2] (0:11.92) | 0:59.99 | 0:34.95 |
| 2 | 1 | BENEFITSOFMINE Nikita Beriman | 9 | 66.3 800m | 0:11.30 800m | 1:00.10 [2] (0:13.71) | 0:46.39 [4] (0:11.30) | 0:35.09 [6] (0:11.53) | 0:23.56 [2] (0:11.44) | 0:12.12 [1] (0:12.12) | 0.5L | 0:35.09 +0 |
| 3 | 13 | ON POINT PIXIE Dylan Turner | 2 | 66.4 800m | 0:11.11 800m | 1:00.20 [3] (0:13.76) | 0:46.44 [6] (0:11.11) | 0:35.33 [4] (0:11.92) | 0:23.41 [6] (0:11.43) | 0:11.98 [3] (0:11.98) | 1L | 0:35.33 -2 |
| 4 | 4 | SILVER SPOON Cejay Graham | 6 | 66.8 800m | 0:11.16 800m | 1:00.33 [4] (0:13.94) | 0:46.39 [8] (0:11.16) | 0:35.23 [9] (0:11.97) | 0:23.26 [10] (0:11.34) | 0:11.92 [5] (0:11.92) | 1.8L | 0:35.23 +0 |
| 5 | 14 | POWERFUL CROWN Taylor Marshall | 4 | 66.5 800m | 0:11.11 800m | 1:00.50 [5] (0:14.07) | 0:46.43 [10] (0:11.11) | 0:35.32 [10] (0:11.77) | 0:23.55 [9] (0:11.57) | 0:11.98 [7] (0:11.98) | 2.6L | 0:35.32 -5 |
| 6 | 5 | ANGEL'S TRUMPET Dale Smith | 12 | 67.3 800m | 0:11.21 800m | 1:00.74 [6] (0:13.81) | 0:46.93 [7] (0:11.21) | 0:35.72 [7] (0:11.65) | 0:24.07 [4] (0:11.60) | 0:12.47 [4] (0:12.47) | 3.9L | 0:35.72 +5 |
| 7 | 3 | NORDIC INVADER Sean Cormack | 11 | 65.2 800m | 0:11.27 800m | 1:01.30 [7] (0:14.17) | 0:47.13 [11] (0:11.27) | 0:35.86 [11] (0:11.65) | 0:24.21 [11] (0:11.72) | 0:12.49 [9] (0:12.49) | 7.2L | 0:35.86 -2 |
| 8 | 2 | JOYFUL CONQUEST Justin Huxtable | 7 | 66.1 800m | 0:11.14 800m | 1:01.63 [8] (0:13.49) | 0:48.14 [1] (0:11.14) | 0:37.00 [2] (0:11.95) | 0:25.05 [3] (0:11.90) | 0:13.15 [6] (0:13.15) | 9L | 0:37.00 -1 |
| 9 | 15 | SECURE BELL Minonette Kennedy | 1 | 66.4 Overall | 0:11.16 800m | 1:02.07 [9] (0:13.64) | 0:48.43 [3] (0:11.16) | 0:37.27 [3] (0:12.00) | 0:25.27 [7] (0:12.01) | 0:13.26 [10] (0:13.26) | 11.5L | 0:37.27 +0 |
| 10 | 11 | KODOMARI Adam Sewell | 3 | 67.4 800m | 0:11.02 800m | 1:02.09 [10] (0:13.50) | 0:48.59 [2] (0:11.02) | 0:37.57 [1] (0:11.95) | 0:25.62 [1] (0:12.11) | 0:13.51 [8] (0:13.51) | 11.6L | 0:37.57 -5 |

Scratched: Braidwood Rose (#6), Very Demure (#16), Financially Famous (#9), Kahlua Girl (#10), Mo's Marvel (#12)

[] Ranking at each section and finish
 -:-:- No data available at this section
 NA No data available

SCN Saddle cloth number
 DNF Did not finish
 DNT Did not track



Sunshine Coast QLD Professional
Race 1: SKYRISE SCAFFOLDING QTIS Two-Year-Old Maiden Plate - 1000m
14 March 2025 - 17:50



Track Rating: Soft 7, Weather: Fine, Rail Position: True

| Section | | Overall | 800m | 600m | 400m | 200m | Last 600m | | | | | |
|-------------|--|----------------------|----------------------|----------------------|---------------------------|--------------------------|--------------------------|--------------------------|---------------------------|------------------------|---------|----|
| Field Times | | 0:59.99 (0:13.49) | 0:46.50 (0:11.03) | 0:35.47 (0:11.95) | 0:23.52 (0:11.51) | 0:12.01 (0:12.01) | 0:35.47 | | | | | |
| Rank | TAB Horse/Jockey | Barrier | Top Speed [km/h] | Fastest Section | Margin | | | | | Distance Travelled [m] | | |
| 11 | 7 DAIQUIRI HILL Georgina Cartwright | 5 | 66.5 800m | 0:11.23 800m | 1:02.37 [11] (0:13.72) | 0:48.65 [5] (0:11.23) | 0:37.42 [5] (0:11.93) | 0:25.49 [8] (0:12.25) | 0:13.24 [11] (0:13.24) | 13.1L | 0:37.42 | +1 |

Scratched: Braidwood Rose (#6), Very Demure (#16), Financially Famous (#9), Kahlua Girl (#10), Mo's Marvel (#12)

[] Ranking at each section and finish
 -:-:-:- No data available at this section
 NA No data available

SCN Saddle cloth number
 DNF Did not finish
 DNT Did not track



| | |
|--------------------------------|----------------|
| Horse/Jockey Name | Dragonne Rouge |
| Final Rank | 1 |
| Fastest Section Time (Section) | 0:11.10 (800m) |
| Top Speed [km/h] (Section) | 66.3 (800m) |
| Race State | Finished |



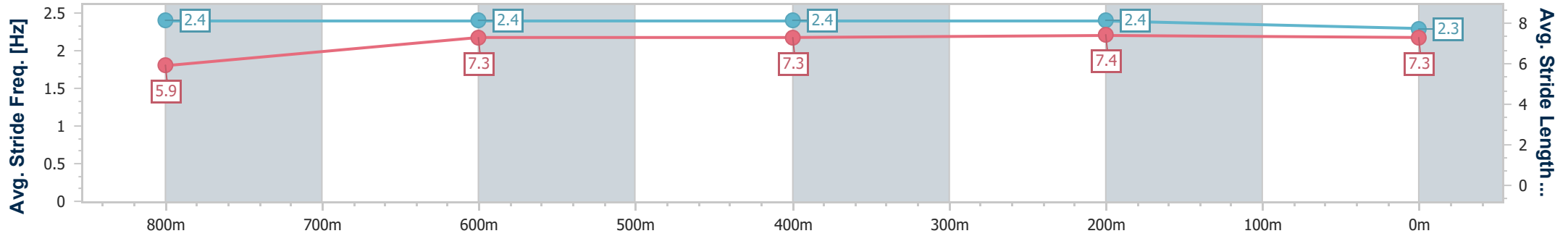
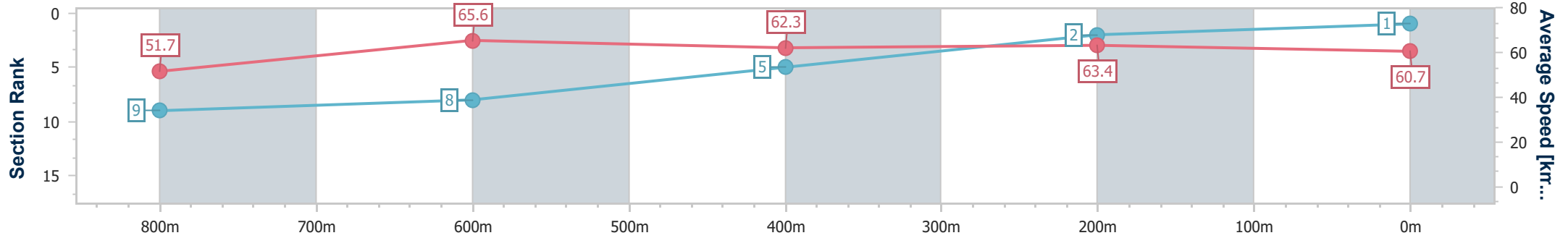
Sunshine Coast QLD Professional
 Race 1: SKYRISE SCAFFOLDING QTIS Two-Year-Old Maiden
 Plate - 1000m



14 March 2025 - 17:50

Track Rating: Soft 7, Weather: Fine, Rail Position: True

| Section | Overall | 800m | 600m | 400m | 200m |
|------------------------|--------------------------|--------------------------|--------------------------|--------------------------|--------------------------|
| Section Times | 0:59.99 [1] (0:13.94) | 0:46.05 [9] (0:11.10) | 0:34.95 [8] (0:11.68) | 0:23.27 [5] (0:11.35) | 0:11.92 [2] (0:11.92) |
| Average Speed [km/h] | 51.7 | 65.6 | 62.3 | 63.4 | 60.7 |
| Top Speed [km/h] | 64.9 | 66.3 | 63.5 | 64.0 | 63.1 |
| Avg. Dist. to Rail [m] | 8.1 | 3.9 | 2.1 | 4.2 | 5.0 |
| Avg. Stride Freq. [Hz] | 2.4 | 2.4 | 2.4 | 2.4 | 2.3 |
| Avg. Stride Length [m] | 5.9 | 7.3 | 7.3 | 7.4 | 7.3 |



- [] Ranking at each section and finish
- .-.- No data available at this section
- NA No data available



| | |
|--------------------------------|----------------|
| Horse/Jockey Name | Benefitsofmine |
| Final Rank | 2 |
| Fastest Section Time (Section) | 0:11.30 (800m) |
| Top Speed [km/h] (Section) | 66.3 (800m) |
| Race State | Finished |



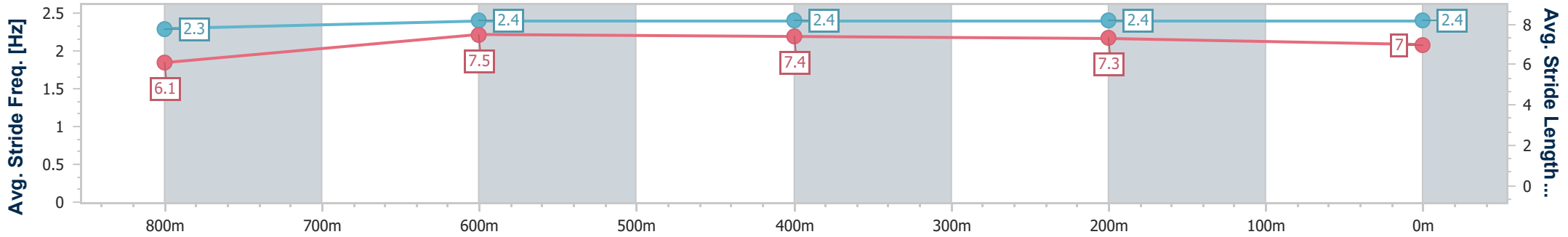
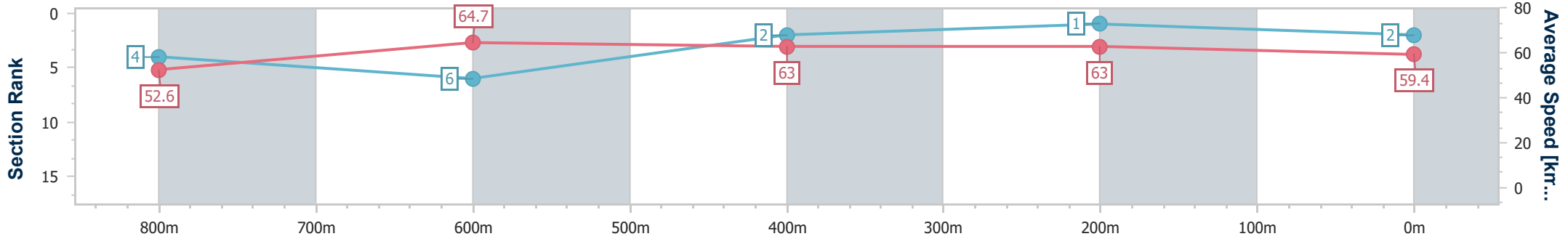
Sunshine Coast QLD Professional
 Race 1: SKYRISE SCAFFOLDING QTIS Two-Year-Old Maiden
 Plate - 1000m



14 March 2025 - 17:50

Track Rating: Soft 7, Weather: Fine, Rail Position: True

| Section | Overall | 800m | 600m | 400m | 200m |
|------------------------|--------------------------|--------------------------|--------------------------|--------------------------|--------------------------|
| Section Times | 1:00.10 [2] (0:13.71) | 0:46.39 [4] (0:11.30) | 0:35.09 [6] (0:11.53) | 0:23.56 [2] (0:11.44) | 0:12.12 [1] (0:12.12) |
| Average Speed [km/h] | 52.6 | 64.7 | 63.0 | 63.0 | 59.4 |
| Top Speed [km/h] | 66.0 | 66.3 | 64.9 | 63.9 | 61.5 |
| Avg. Dist. to Rail [m] | 9.0 | 4.3 | 1.5 | 6.4 | 11.1 |
| Avg. Stride Freq. [Hz] | 2.3 | 2.4 | 2.4 | 2.4 | 2.4 |
| Avg. Stride Length [m] | 6.1 | 7.5 | 7.4 | 7.3 | 7.0 |



- [] Ranking at each section and finish
- .-.- No data available at this section
- NA No data available



| | |
|--------------------------------|----------------|
| Horse/Jockey Name | On Point Pixie |
| Final Rank | 3 |
| Fastest Section Time (Section) | 0:11.11 (800m) |
| Top Speed [km/h] (Section) | 66.4 (800m) |
| Race State | Finished |



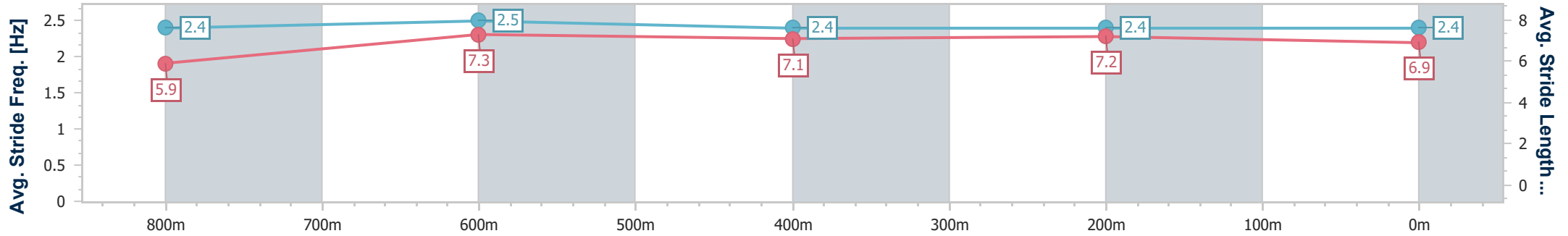
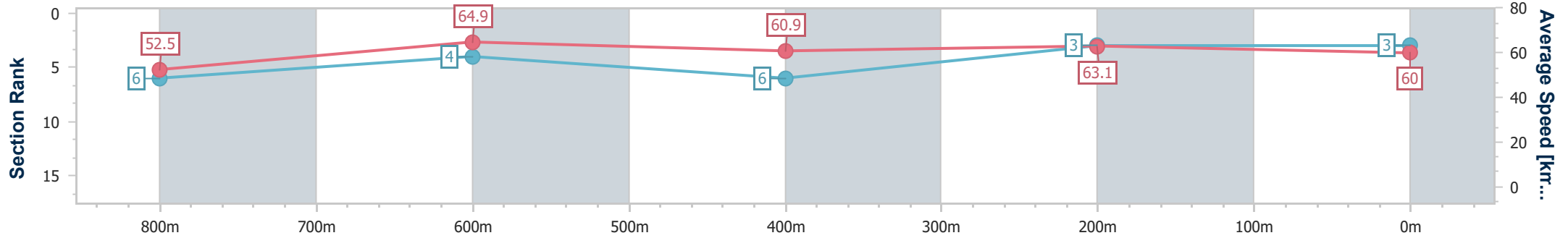
Sunshine Coast QLD Professional
 Race 1: SKYRISE SCAFFOLDING QTIS Two-Year-Old Maiden
 Plate - 1000m



14 March 2025 - 17:50

Track Rating: Soft 7, Weather: Fine, Rail Position: True

| Section | Overall | 800m | 600m | 400m | 200m |
|------------------------|--------------------------|--------------------------|--------------------------|--------------------------|--------------------------|
| Section Times | 1:00.20 [3] (0:13.76) | 0:46.44 [6] (0:11.11) | 0:35.33 [4] (0:11.92) | 0:23.41 [6] (0:11.43) | 0:11.98 [3] (0:11.98) |
| Average Speed [km/h] | 52.5 | 64.9 | 60.9 | 63.1 | 60.0 |
| Top Speed [km/h] | 65.6 | 66.4 | 62.1 | 64.5 | 62.3 |
| Avg. Dist. to Rail [m] | 4.3 | 2.1 | 1.2 | 4.6 | 5.9 |
| Avg. Stride Freq. [Hz] | 2.4 | 2.5 | 2.4 | 2.4 | 2.4 |
| Avg. Stride Length [m] | 5.9 | 7.3 | 7.1 | 7.2 | 6.9 |



- [] Ranking at each section and finish
- .-.- No data available at this section
- NA No data available



| | |
|--------------------------------|----------------|
| Horse/Jockey Name | Silver Spoon |
| Final Rank | 4 |
| Fastest Section Time (Section) | 0:11.16 (800m) |
| Top Speed [km/h] (Section) | 66.8 (800m) |
| Race State | Finished |



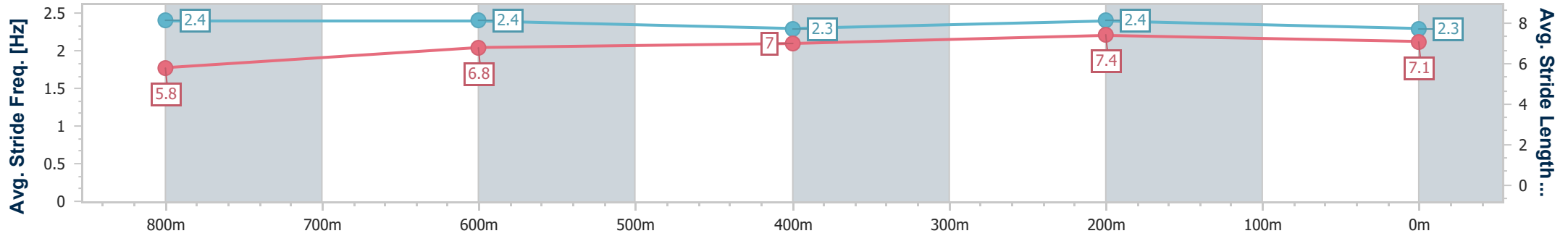
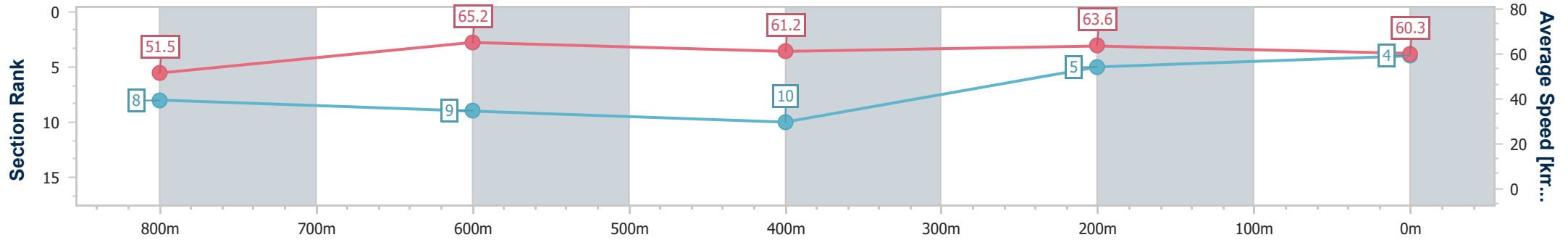
Sunshine Coast QLD Professional
 Race 1: SKYRISE SCAFFOLDING QTIS Two-Year-Old Maiden
 Plate - 1000m



14 March 2025 - 17:50

Track Rating: Soft 7, Weather: Fine, Rail Position: True

| Section | Overall | 800m | 600m | 400m | 200m |
|------------------------|--------------------------|--------------------------|--------------------------|---------------------------|--------------------------|
| Section Times | 1:00.33 [4] (0:13.94) | 0:46.39 [8] (0:11.16) | 0:35.23 [9] (0:11.97) | 0:23.26 [10] (0:11.34) | 0:11.92 [5] (0:11.92) |
| Average Speed [km/h] | 51.5 | 65.2 | 61.2 | 63.6 | 60.3 |
| Top Speed [km/h] | 63.6 | 66.8 | 63.6 | 64.3 | 63.1 |
| Avg. Dist. to Rail [m] | 7.1 | 3.3 | 2.5 | 7.9 | 12.8 |
| Avg. Stride Freq. [Hz] | 2.4 | 2.4 | 2.3 | 2.4 | 2.3 |
| Avg. Stride Length [m] | 5.8 | 6.8 | 7.0 | 7.4 | 7.1 |



- [] Ranking at each section and finish
- .-.- No data available at this section
- NA No data available



| | |
|--------------------------------|----------------|
| Horse/Jockey Name | Powerful Crown |
| Final Rank | 5 |
| Fastest Section Time (Section) | 0:11.11 (800m) |
| Top Speed [km/h] (Section) | 66.5 (800m) |
| Race State | Finished |



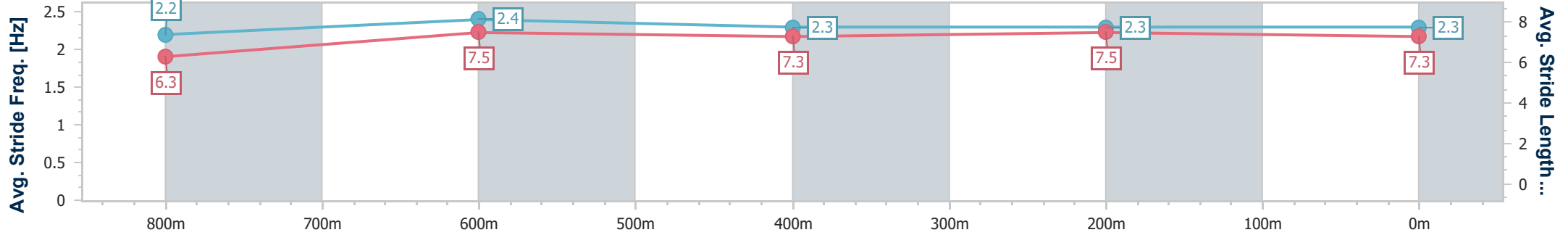
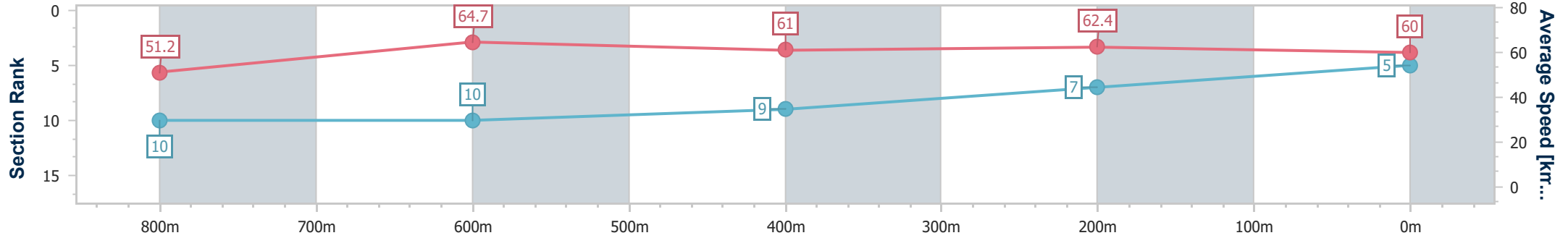
Sunshine Coast QLD Professional
 Race 1: SKYRISE SCAFFOLDING QTIS Two-Year-Old Maiden
 Plate - 1000m



14 March 2025 - 17:50

Track Rating: Soft 7, Weather: Fine, Rail Position: True

| Section | Overall | 800m | 600m | 400m | 200m |
|------------------------|--------------------------|---------------------------|---------------------------|--------------------------|--------------------------|
| Section Times | 1:00.50 [5] (0:14.07) | 0:46.43 [10] (0:11.11) | 0:35.32 [10] (0:11.77) | 0:23.55 [9] (0:11.57) | 0:11.98 [7] (0:11.98) |
| Average Speed [km/h] | 51.2 | 64.7 | 61.0 | 62.4 | 60.0 |
| Top Speed [km/h] | 66.0 | 66.5 | 65.0 | 64.2 | 61.2 |
| Avg. Dist. to Rail [m] | 4.1 | 0.9 | 0.6 | 1.8 | 3.7 |
| Avg. Stride Freq. [Hz] | 2.2 | 2.4 | 2.3 | 2.3 | 2.3 |
| Avg. Stride Length [m] | 6.3 | 7.5 | 7.3 | 7.5 | 7.3 |



- [] Ranking at each section and finish
- .-.- No data available at this section
- NA No data available



| | |
|--------------------------------|-----------------|
| Horse/Jockey Name | Angel's Trumpet |
| Final Rank | 6 |
| Fastest Section Time (Section) | 0:11.21 (800m) |
| Top Speed [km/h] (Section) | 67.3 (800m) |
| Race State | Finished |



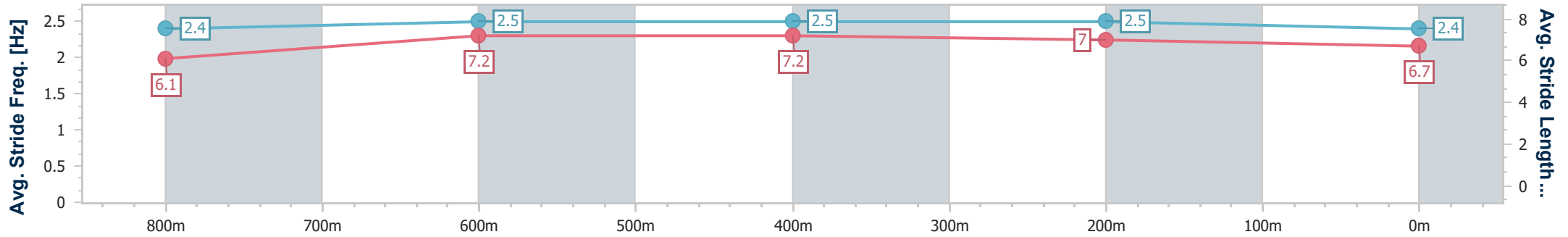
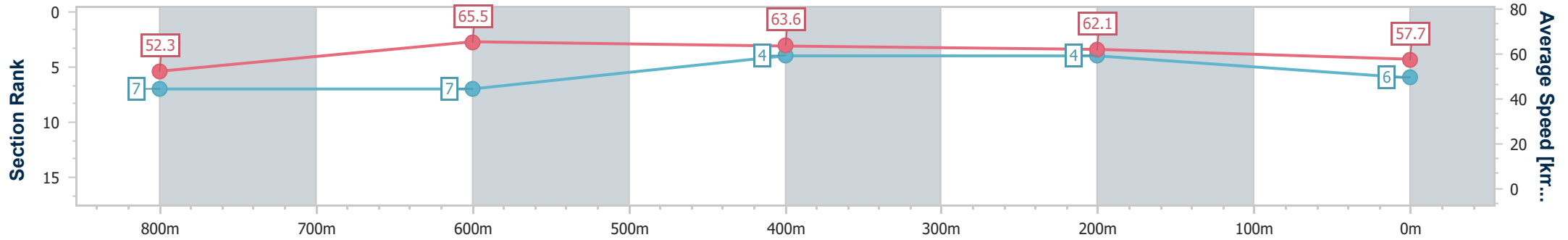
Sunshine Coast QLD Professional
 Race 1: SKYRISE SCAFFOLDING QTIS Two-Year-Old Maiden
 Plate - 1000m



14 March 2025 - 17:50

Track Rating: Soft 7, Weather: Fine, Rail Position: True

| Section | Overall | 800m | 600m | 400m | 200m |
|------------------------|--------------------------|--------------------------|--------------------------|--------------------------|--------------------------|
| Section Times | 1:00.74 [6] (0:13.81) | 0:46.93 [7] (0:11.21) | 0:35.72 [7] (0:11.65) | 0:24.07 [4] (0:11.60) | 0:12.47 [4] (0:12.47) |
| Average Speed [km/h] | 52.3 | 65.5 | 63.6 | 62.1 | 57.7 |
| Top Speed [km/h] | 67.0 | 67.3 | 64.9 | 62.9 | 60.7 |
| Avg. Dist. to Rail [m] | 11.1 | 5.7 | 4.9 | 8.3 | 10.5 |
| Avg. Stride Freq. [Hz] | 2.4 | 2.5 | 2.5 | 2.5 | 2.4 |
| Avg. Stride Length [m] | 6.1 | 7.2 | 7.2 | 7.0 | 6.7 |



- [] Ranking at each section and finish
- .-.- No data available at this section
- NA No data available



| | |
|--------------------------------|----------------|
| Horse/Jockey Name | Nordic Invader |
| Final Rank | 7 |
| Fastest Section Time (Section) | 0:11.27 (800m) |
| Top Speed [km/h] (Section) | 65.2 (800m) |
| Race State | Finished |



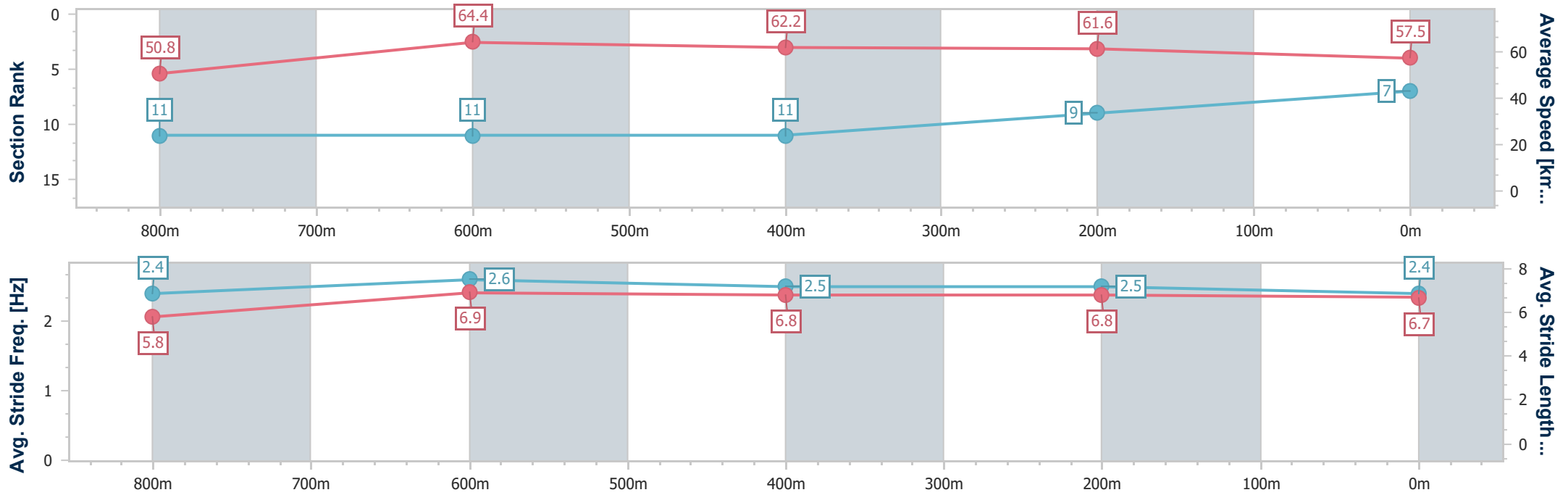
Sunshine Coast QLD Professional
 Race 1: SKYRISE SCAFFOLDING QTIS Two-Year-Old Maiden
 Plate - 1000m



14 March 2025 - 17:50

Track Rating: Soft 7, Weather: Fine, Rail Position: True

| Section | Overall | 800m | 600m | 400m | 200m |
|------------------------|--------------------------|---------------------------|---------------------------|---------------------------|--------------------------|
| Section Times | 1:01.30 [7] (0:14.17) | 0:47.13 [11] (0:11.27) | 0:35.86 [11] (0:11.65) | 0:24.21 [11] (0:11.72) | 0:12.49 [9] (0:12.49) |
| Average Speed [km/h] | 50.8 | 64.4 | 62.2 | 61.6 | 57.5 |
| Top Speed [km/h] | 63.7 | 65.2 | 63.7 | 62.0 | 60.5 |
| Avg. Dist. to Rail [m] | 8.6 | 3.1 | 0.8 | 1.8 | 7.5 |
| Avg. Stride Freq. [Hz] | 2.4 | 2.6 | 2.5 | 2.5 | 2.4 |
| Avg. Stride Length [m] | 5.8 | 6.9 | 6.8 | 6.8 | 6.7 |



- [] Ranking at each section and finish
- .-.- No data available at this section
- NA No data available



| | |
|--------------------------------|-----------------|
| Horse/Jockey Name | Joyful Conquest |
| Final Rank | 8 |
| Fastest Section Time (Section) | 0:11.14 (800m) |
| Top Speed [km/h] (Section) | 66.1 (800m) |
| Race State | Finished |



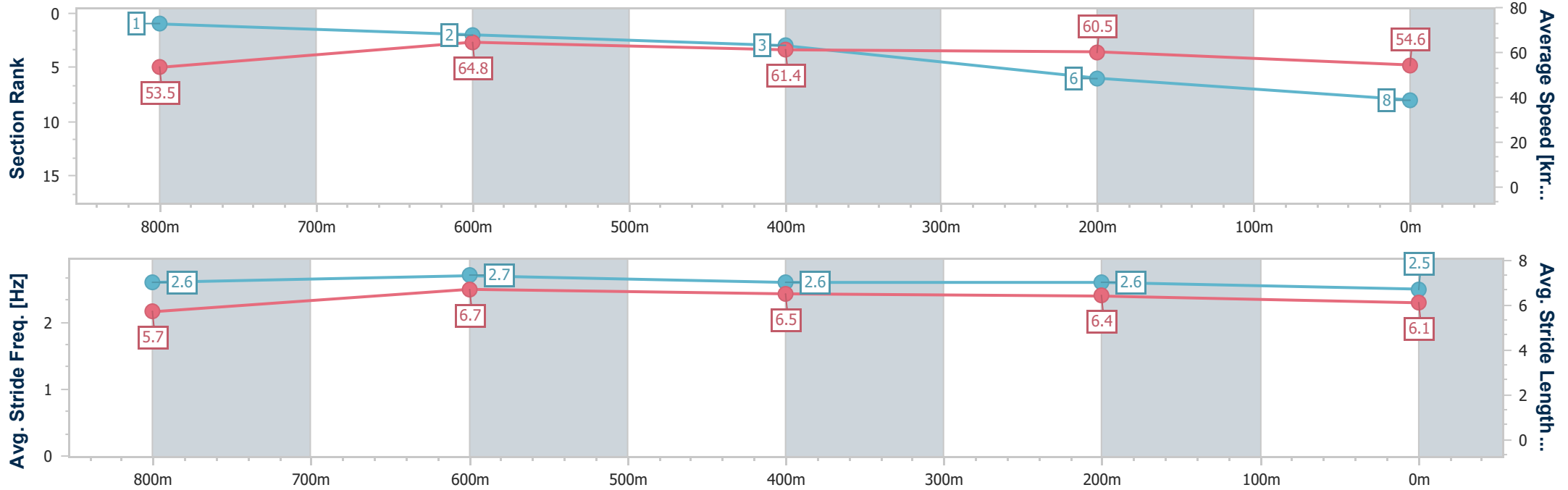
Sunshine Coast QLD Professional
 Race 1: SKYRISE SCAFFOLDING QTIS Two-Year-Old Maiden
 Plate - 1000m



14 March 2025 - 17:50

Track Rating: Soft 7, Weather: Fine, Rail Position: True

| Section | Overall | 800m | 600m | 400m | 200m |
|------------------------|--------------------------|--------------------------|--------------------------|--------------------------|--------------------------|
| Section Times | 1:01.63 [8] (0:13.49) | 0:48.14 [1] (0:11.14) | 0:37.00 [2] (0:11.95) | 0:25.05 [3] (0:11.90) | 0:13.15 [6] (0:13.15) |
| Average Speed [km/h] | 53.5 | 64.8 | 61.4 | 60.5 | 54.6 |
| Top Speed [km/h] | 65.8 | 66.1 | 63.3 | 61.6 | 59.2 |
| Avg. Dist. to Rail [m] | 7.1 | 2.0 | 2.5 | 5.7 | 8.1 |
| Avg. Stride Freq. [Hz] | 2.6 | 2.7 | 2.6 | 2.6 | 2.5 |
| Avg. Stride Length [m] | 5.7 | 6.7 | 6.5 | 6.4 | 6.1 |



- [] Ranking at each section and finish
- .-.- No data available at this section
- NA No data available



| | |
|--------------------------------|----------------|
| Horse/Jockey Name | Secure Bell |
| Final Rank | 9 |
| Fastest Section Time (Section) | 0:11.16 (800m) |
| Top Speed [km/h] (Section) | 66.4 (Overall) |
| Race State | Finished |



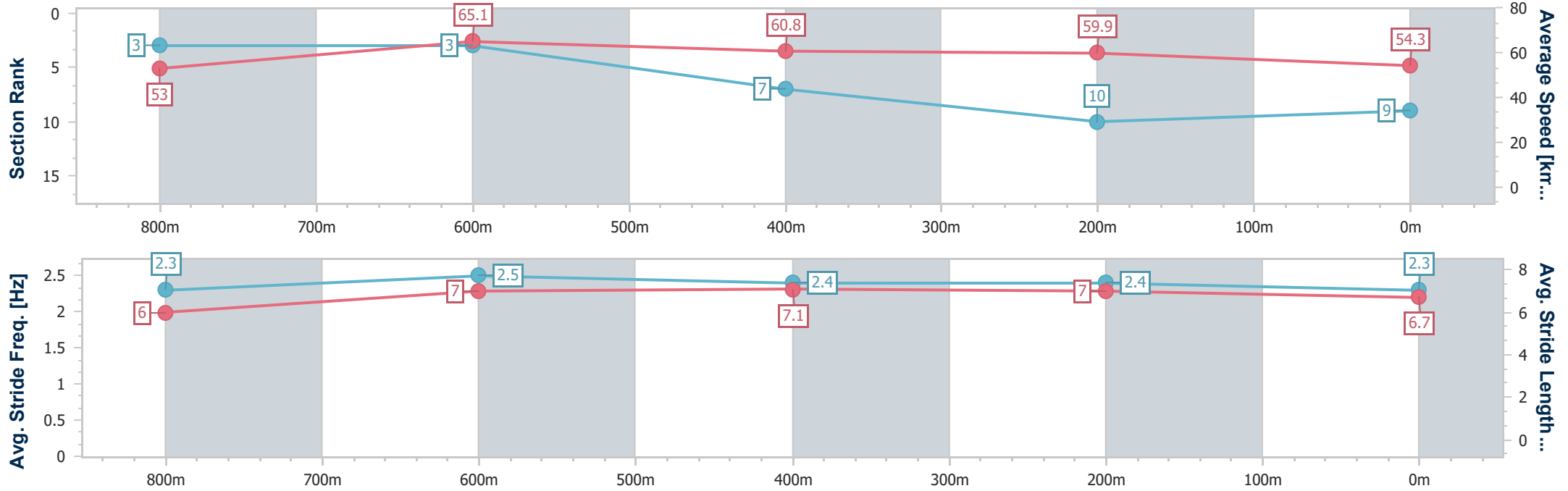
Sunshine Coast QLD Professional
Race 1: SKYRISE SCAFFOLDING QTIS Two-Year-Old Maiden
Plate - 1000m



14 March 2025 - 17:50

Track Rating: Soft 7, Weather: Fine, Rail Position: True

| Section | Overall | 800m | 600m | 400m | 200m |
|------------------------|--------------------------|--------------------------|--------------------------|--------------------------|---------------------------|
| Section Times | 1:02.07 [9] (0:13.64) | 0:48.43 [3] (0:11.16) | 0:37.27 [3] (0:12.00) | 0:25.27 [7] (0:12.01) | 0:13.26 [10] (0:13.26) |
| Average Speed [km/h] | 53.0 | 65.1 | 60.8 | 59.9 | 54.3 |
| Top Speed [km/h] | 66.4 | 66.3 | 64.1 | 60.9 | 57.6 |
| Avg. Dist. to Rail [m] | 3.1 | 2.7 | 2.0 | 1.4 | 1.8 |
| Avg. Stride Freq. [Hz] | 2.3 | 2.5 | 2.4 | 2.4 | 2.3 |
| Avg. Stride Length [m] | 6.0 | 7.0 | 7.1 | 7.0 | 6.7 |



- [] Ranking at each section and finish
- .-.- No data available at this section
- NA No data available



| | |
|--------------------------------|----------------|
| Horse/Jockey Name | Kodomari |
| Final Rank | 10 |
| Fastest Section Time (Section) | 0:11.02 (800m) |
| Top Speed [km/h] (Section) | 67.4 (800m) |
| Race State | Finished |



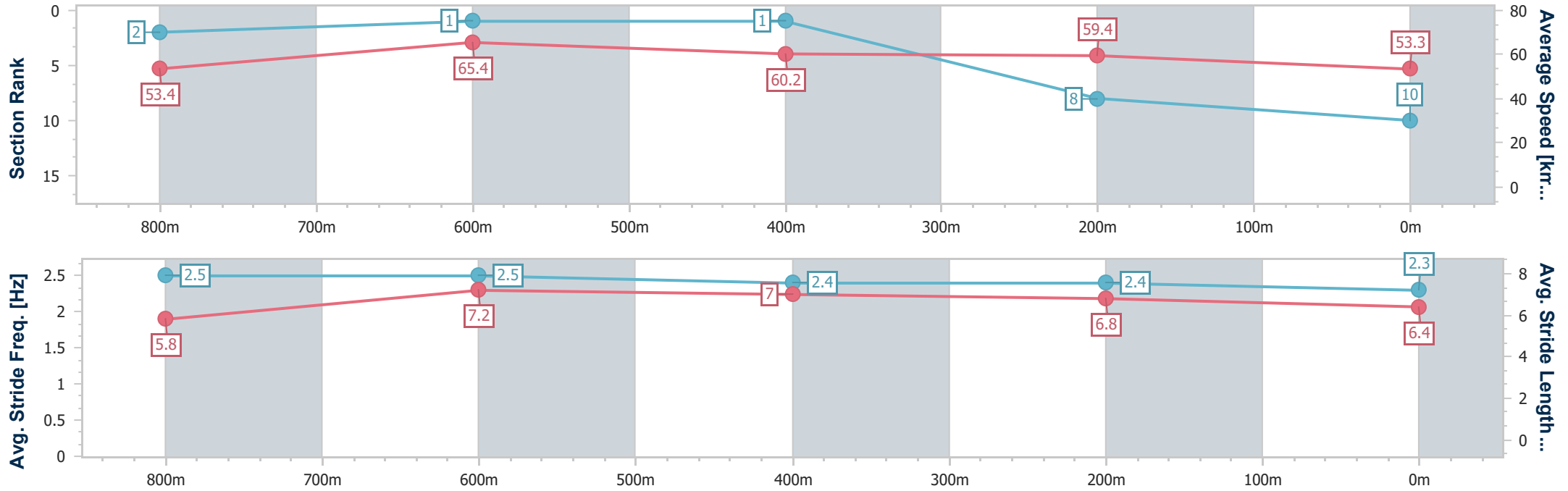
Sunshine Coast QLD Professional
 Race 1: SKYRISE SCAFFOLDING QTIS Two-Year-Old Maiden
 Plate - 1000m



14 March 2025 - 17:50

Track Rating: Soft 7, Weather: Fine, Rail Position: True

| Section | Overall | 800m | 600m | 400m | 200m |
|------------------------|---------------------------|--------------------------|--------------------------|--------------------------|--------------------------|
| Section Times | 1:02.09 [10] (0:13.50) | 0:48.59 [2] (0:11.02) | 0:37.57 [1] (0:11.95) | 0:25.62 [1] (0:12.11) | 0:13.51 [8] (0:13.51) |
| Average Speed [km/h] | 53.4 | 65.4 | 60.2 | 59.4 | 53.3 |
| Top Speed [km/h] | 66.7 | 67.4 | 62.3 | 60.8 | 56.5 |
| Avg. Dist. to Rail [m] | 4.2 | 0.9 | 0.4 | 2.1 | 3.6 |
| Avg. Stride Freq. [Hz] | 2.5 | 2.5 | 2.4 | 2.4 | 2.3 |
| Avg. Stride Length [m] | 5.8 | 7.2 | 7.0 | 6.8 | 6.4 |



- [] Ranking at each section and finish
- .-.- No data available at this section
- NA No data available



| | |
|--------------------------------|----------------|
| Horse/Jockey Name | Daiquiri Hill |
| Final Rank | 11 |
| Fastest Section Time (Section) | 0:11.23 (800m) |
| Top Speed [km/h] (Section) | 66.5 (800m) |
| Race State | Finished |



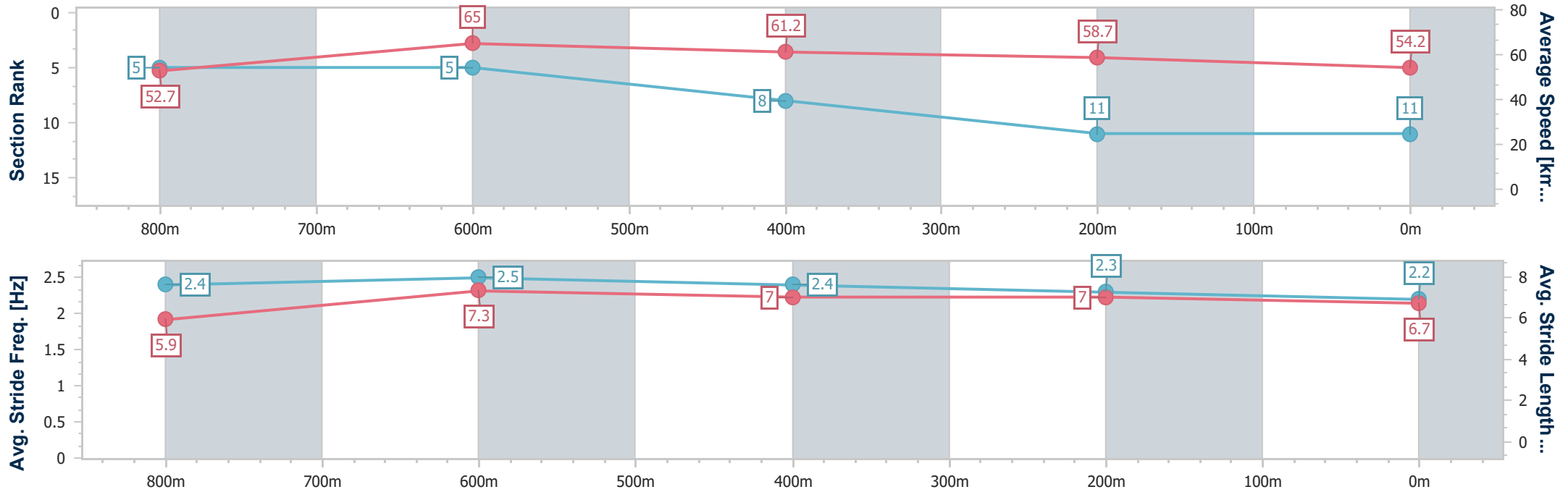
Sunshine Coast QLD Professional
 Race 1: SKYRISE SCAFFOLDING QTIS Two-Year-Old Maiden
 Plate - 1000m



14 March 2025 - 17:50

Track Rating: Soft 7, Weather: Fine, Rail Position: True

| Section | Overall | 800m | 600m | 400m | 200m |
|------------------------|---------------------------|--------------------------|--------------------------|--------------------------|---------------------------|
| Section Times | 1:02.37 [11] (0:13.72) | 0:48.65 [5] (0:11.23) | 0:37.42 [5] (0:11.93) | 0:25.49 [8] (0:12.25) | 0:13.24 [11] (0:13.24) |
| Average Speed [km/h] | 52.7 | 65.0 | 61.2 | 58.7 | 54.2 |
| Top Speed [km/h] | 65.8 | 66.5 | 63.5 | 61.3 | 56.9 |
| Avg. Dist. to Rail [m] | 6.0 | 4.2 | 2.2 | 5.4 | 7.1 |
| Avg. Stride Freq. [Hz] | 2.4 | 2.5 | 2.4 | 2.3 | 2.2 |
| Avg. Stride Length [m] | 5.9 | 7.3 | 7.0 | 7.0 | 6.7 |



- [] Ranking at each section and finish
- .-.- No data available at this section
- NA No data available



Sunshine Coast QLD Professional

Race 2: 24/7 ACCESS Maiden Plate - 1200m

14 March 2025 - 18:25



Track Rating: Soft 7, Weather: Fine, Rail Position: True

| Section | | Overall | | | | | | | | | | Last 600m | |
|-------------|-----|-------------------|---------|------------------|-----------------|--------------|--------------|--------------|--------------|--------------|--------------|-----------|------------------------|
| Field Times | | 1:12.46 | | | | | | | | | | 0:35.46 | |
| | | (0:13.69) | | | | | | | | | | (0:11.38) | |
| | | 0:58.77 | | | | | | | | | | 0:47.39 | |
| | | (0:11.93) | | | | | | | | | | 0:35.46 | |
| | | (0:12.02) | | | | | | | | | | (0:11.42) | |
| | | 0:23.44 | | | | | | | | | | 0:12.02 | |
| | | (0:12.02) | | | | | | | | | | | |
| | | | | | | | | | | | | | |
| Rank | TAB | Horse/Jockey | Barrier | Top Speed [km/h] | Fastest Section | Overall | 1000m | 800m | 600m | 400m | 200m | Margin | Distance Travelled [m] |
| 1 | 11 | ARABIAN ROSE | 6 | 65.3 | 0:11.30 | 1:12.46 [1] | 0:58.63 [2] | 0:47.13 [2] | 0:35.21 [2] | 0:23.30 [3] | 0:12.00 [2] | 1:12.46 | 0:35.21 |
| | | Tiffani Brooker | | 1000m | 400m | (0:13.83) | (0:11.50) | (0:11.92) | (0:11.91) | (0:11.30) | (0:12.00) | | |
| 2 | 6 | TEELG | 1 | 64.3 | 0:11.42 | 1:12.51 [2] | 0:58.58 [4] | 0:46.96 [4] | 0:35.19 [3] | 0:23.49 [1] | 0:12.07 [1] | 0.2L | 0:35.19 |
| | | Nikita Beriman | | 1000m | 400m | (0:13.93) | (0:11.62) | (0:11.77) | (0:11.70) | (0:11.42) | (0:12.07) | | -4 |
| 3 | 7 | FRENCH RIVIERA | 3 | 64.3 | 0:11.38 | 1:12.60 [3] | 0:58.44 [6] | 0:46.81 [5] | 0:35.02 [5] | 0:23.30 [4] | 0:11.92 [3] | 0.6L | 0:35.02 |
| | | Jaden Lloyd | | 1000m | 400m | (0:14.16) | (0:11.63) | (0:11.79) | (0:11.72) | (0:11.38) | (0:11.92) | | -2 |
| 4 | 13 | DAITANNA | 4 | 64.0 | 0:11.37 | 1:12.88 [4] | 0:58.61 [8] | 0:47.00 [8] | 0:34.97 [8] | 0:23.28 [8] | 0:11.91 [5] | 2.1L | 0:34.97 |
| | | Damien Thornton | | 400m | 400m | (0:14.27) | (0:11.61) | (0:12.03) | (0:11.69) | (0:11.37) | (0:11.91) | | +5 |
| 5 | 4 | DESERT LEGEND | 10 | 65.0 | 0:11.25 | 1:13.02 [5] | 0:58.52 [9] | 0:46.85 [10] | 0:34.88 [10] | 0:23.22 [9] | 0:11.97 [6] | 2.9L | 0:34.88 |
| | | Boris Thornton | | 400m | 400m | (0:14.50) | (0:11.67) | (0:11.97) | (0:11.66) | (0:11.25) | (0:11.97) | | +3 |
| 6 | 10 | THE PROPHECY | 7 | 65.3 | 0:11.28 | 1:13.15 [6] | 0:58.44 [11] | 0:46.83 [11] | 0:34.89 [11] | 0:23.34 [10] | 0:12.06 [8] | 3.7L | 0:34.89 |
| | | Morgan Butler | | 400m | 400m | (0:14.71) | (0:11.61) | (0:11.94) | (0:11.55) | (0:11.28) | (0:12.06) | | -1 |
| 7 | 8 | PEAK MISS | 5 | 64.6 | 0:11.60 | 1:13.23 [7] | 0:59.36 [3] | 0:47.68 [3] | 0:35.70 [4] | 0:23.90 [5] | 0:12.30 [4] | 4L | 0:35.70 |
| | | Sean Cormack | | 1000m | 400m | (0:13.87) | (0:11.68) | (0:11.98) | (0:11.80) | (0:11.60) | (0:12.30) | | +1 |
| 8 | 12 | CAIRO QUEEN | 2 | 63.9 | 0:11.51 | 1:13.33 [8] | 0:59.27 [5] | 0:47.53 [6] | 0:35.62 [6] | 0:23.76 [7] | 0:12.25 [7] | 4.5L | 0:35.62 |
| | | Montana Philpot | | 1000m | 400m | (0:14.06) | (0:11.74) | (0:11.91) | (0:11.86) | (0:11.51) | (0:12.25) | | +1 |
| 9 | 1 | DUKE OF LANCASTER | 9 | 65.0 | 0:11.52 | 1:13.88 [9] | 0:59.32 [10] | 0:47.80 [9] | 0:35.92 [9] | 0:24.31 [6] | 0:12.77 [9] | 7.5L | 0:35.92 |
| | | Samantha Collett | | 1000m | 1000m | (0:14.56) | (0:11.52) | (0:11.88) | (0:11.61) | (0:11.54) | (0:12.77) | | -3 |
| 10 | 9 | SUZI QUATROSE | 8 | 65.9 | 0:11.38 | 1:14.35 [10] | 1:00.66 [1] | 0:49.28 [1] | 0:37.35 [1] | 0:25.25 [2] | 0:13.18 [10] | 10.3L | 0:37.35 |
| | | Taylor Marshall | | Overall | 1000m | (0:13.69) | (0:11.38) | (0:11.93) | (0:12.10) | (0:12.07) | (0:13.18) | | -2 |

Scratched: Innervisions (#5), Aikau (#3)

[] Ranking at each section and finish
 -:-:- No data available at this section
 NA No data available

SCN Saddle cloth number
 DNF Did not finish
 DNT Did not track



Sunshine Coast QLD Professional
Race 2: 24/7 ACCESS Maiden Plate - 1200m
14 March 2025 - 18:25



Track Rating: Soft 7, Weather: Fine, Rail Position: True

| Section | | Overall | 1000m | 800m | 600m | 400m | 200m | Last 600m | | | | | |
|-------------|------------------------------|----------------------|----------------------|----------------------|---------------------------|--------------------------|--------------------------|--------------------------|---------------------------|---------------------------|-------|---------|----|
| Field Times | | 1:12.46 (0:13.69) | 0:58.77 (0:11.38) | 0:47.39 (0:11.93) | 0:35.46 (0:12.02) | 0:23.44 (0:11.42) | 0:12.02 (0:12.02) | 0:35.46 | | | | | |
| Rank | TAB Horse/Jockey | Barrier | Top Speed [km/h] | Fastest Section | | | | | | | | | |
| 11 | 2 RUBOS Minonette Kennedy | 11 | 64.4 1000m | 0:11.60 1000m | 1:14.59 [11] (0:14.26) | 1:00.33 [7] (0:11.60) | 0:48.73 [7] (0:12.04) | 0:36.69 [7] (0:12.04) | 0:24.65 [11] (0:11.99) | 0:12.66 [11] (0:12.66) | 11.6L | 0:36.69 | +4 |

Scratched: Innervisions (#5), Aikau (#3)

[] Ranking at each section and finish
 -:-:- No data available at this section
 NA No data available

SCN Saddle cloth number
 DNF Did not finish
 DNT Did not track



| | |
|--------------------------------|----------------|
| Horse/Jockey Name | Arabian Rose |
| Final Rank | 1 |
| Fastest Section Time (Section) | 0:11.30 (400m) |
| Top Speed [km/h] (Section) | 65.3 (1000m) |
| Race State | Finished |



Sunshine Coast QLD Professional

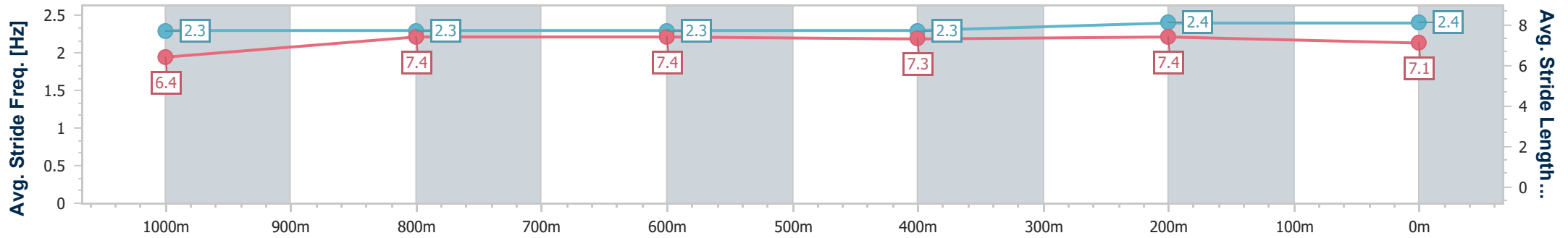
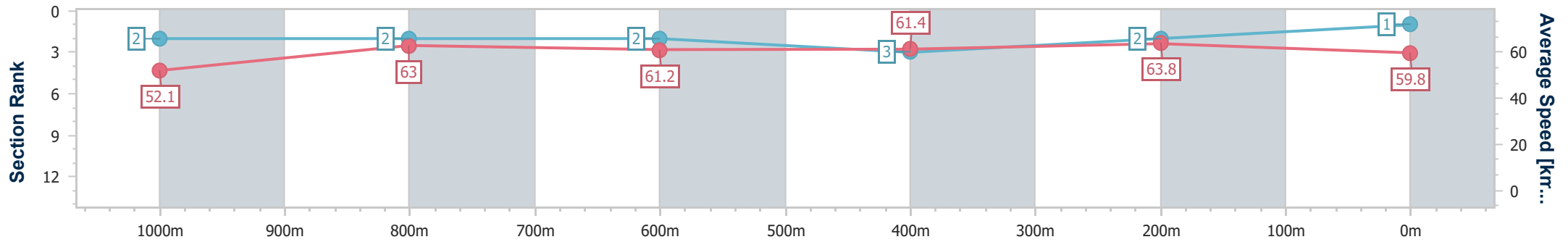
Race 2: 24/7 ACCESS Maiden Plate - 1200m

14 March 2025 - 18:25

Track Rating: Soft 7, Weather: Fine, Rail Position: True



| Section | Overall | 1000m | 800m | 600m | 400m | 200m |
|------------------------|--------------------------|--------------------------|--------------------------|--------------------------|--------------------------|-------------|
| Section Times | 1:12.46 [1] (0:13.83) | 0:58.63 [2] (0:11.50) | 0:47.13 [2] (0:11.92) | 0:35.21 [2] (0:11.91) | 0:23.30 [3] (0:11.30) | 0:12.00 [2] |
| Average Speed [km/h] | 52.1 | 63.0 | 61.2 | 61.4 | 63.8 | 59.8 |
| Top Speed [km/h] | 64.7 | 65.3 | 62.4 | 63.3 | 64.5 | 63.1 |
| Avg. Dist. to Rail [m] | 7.4 | 3.4 | 2.1 | 2.3 | 4.7 | 5.1 |
| Avg. Stride Freq. [Hz] | 2.3 | 2.3 | 2.3 | 2.3 | 2.4 | 2.4 |
| Avg. Stride Length [m] | 6.4 | 7.4 | 7.4 | 7.3 | 7.4 | 7.1 |



- [] Ranking at each section and finish
- .-.- No data available at this section
- NA No data available



| | |
|--------------------------------|----------------|
| Horse/Jockey Name | Teelg |
| Final Rank | 2 |
| Fastest Section Time (Section) | 0:11.42 (400m) |
| Top Speed [km/h] (Section) | 64.3 (1000m) |
| Race State | Finished |



Sunshine Coast QLD Professional

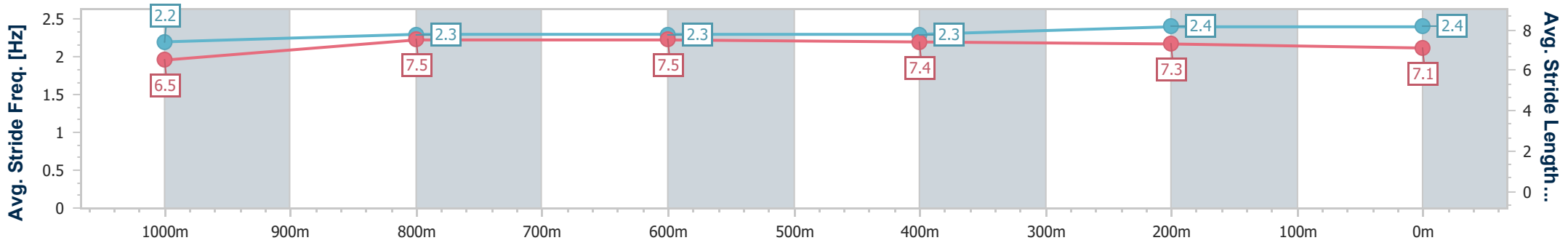
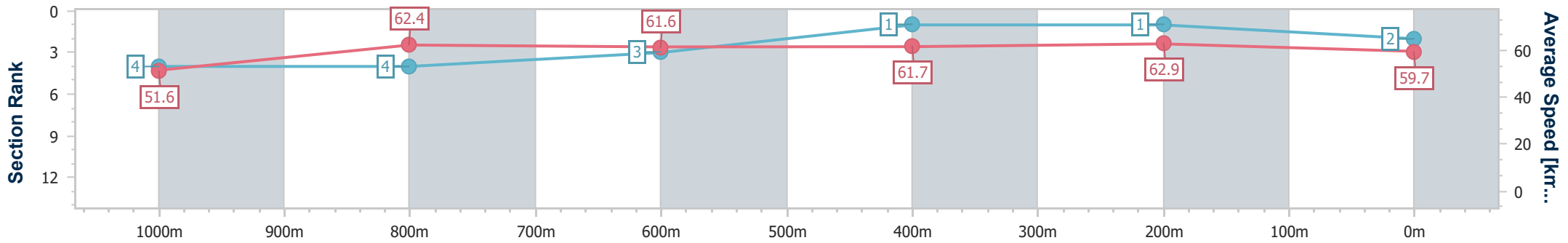
Race 2: 24/7 ACCESS Maiden Plate - 1200m

14 March 2025 - 18:25

Track Rating: Soft 7, Weather: Fine, Rail Position: True



| Section | Overall | 1000m | 800m | 600m | 400m | 200m |
|------------------------|--------------------------|--------------------------|--------------------------|--------------------------|--------------------------|--------------------------|
| Section Times | 1:12.51 [2] (0:13.93) | 0:58.58 [4] (0:11.62) | 0:46.96 [4] (0:11.77) | 0:35.19 [3] (0:11.70) | 0:23.49 [1] (0:11.42) | 0:12.07 [1] (0:12.07) |
| Average Speed [km/h] | 51.6 | 62.4 | 61.6 | 61.7 | 62.9 | 59.7 |
| Top Speed [km/h] | 64.1 | 64.3 | 62.8 | 63.5 | 64.1 | 62.5 |
| Avg. Dist. to Rail [m] | 3.4 | 2.1 | 1.2 | 0.6 | 2.9 | 3.1 |
| Avg. Stride Freq. [Hz] | 2.2 | 2.3 | 2.3 | 2.3 | 2.4 | 2.4 |
| Avg. Stride Length [m] | 6.5 | 7.5 | 7.5 | 7.4 | 7.3 | 7.1 |



- [] Ranking at each section and finish
- .-.- No data available at this section
- NA No data available



| | |
|--------------------------------|----------------|
| Horse/Jockey Name | French Riviera |
| Final Rank | 3 |
| Fastest Section Time (Section) | 0:11.38 (400m) |
| Top Speed [km/h] (Section) | 64.3 (1000m) |
| Race State | Finished |



Sunshine Coast QLD Professional

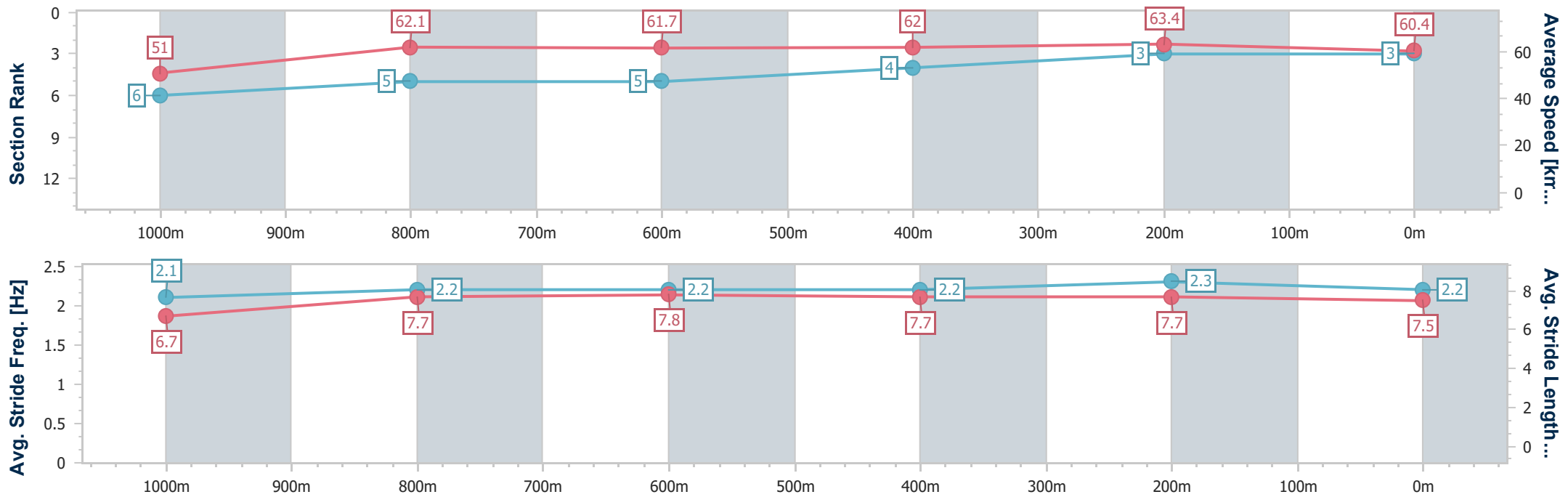
Race 2: 24/7 ACCESS Maiden Plate - 1200m

14 March 2025 - 18:25

Track Rating: Soft 7, Weather: Fine, Rail Position: True



| Section | Overall | 1000m | 800m | 600m | 400m | 200m |
|------------------------|--------------------------|--------------------------|--------------------------|--------------------------|--------------------------|--------------------------|
| Section Times | 1:12.60 [3] (0:14.16) | 0:58.44 [6] (0:11.63) | 0:46.81 [5] (0:11.79) | 0:35.02 [5] (0:11.72) | 0:23.30 [4] (0:11.38) | 0:11.92 [3] (0:11.92) |
| Average Speed [km/h] | 51.0 | 62.1 | 61.7 | 62.0 | 63.4 | 60.4 |
| Top Speed [km/h] | 64.0 | 64.3 | 62.4 | 62.9 | 64.1 | 62.7 |
| Avg. Dist. to Rail [m] | 5.0 | 2.4 | 1.8 | 1.4 | 5.6 | 7.0 |
| Avg. Stride Freq. [Hz] | 2.1 | 2.2 | 2.2 | 2.2 | 2.3 | 2.2 |
| Avg. Stride Length [m] | 6.7 | 7.7 | 7.8 | 7.7 | 7.7 | 7.5 |



- [] Ranking at each section and finish
- .-.- No data available at this section
- NA No data available



| | |
|--------------------------------|----------------|
| Horse/Jockey Name | Daitanna |
| Final Rank | 4 |
| Fastest Section Time (Section) | 0:11.37 (400m) |
| Top Speed [km/h] (Section) | 64.0 (400m) |
| Race State | Finished |



Sunshine Coast QLD Professional

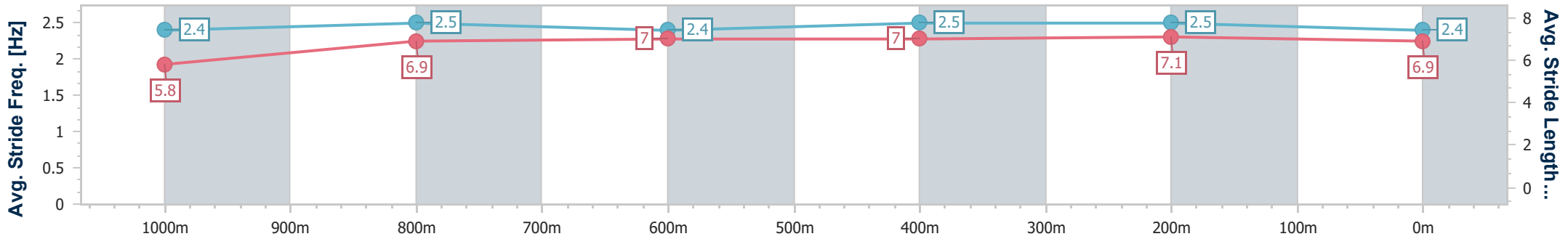
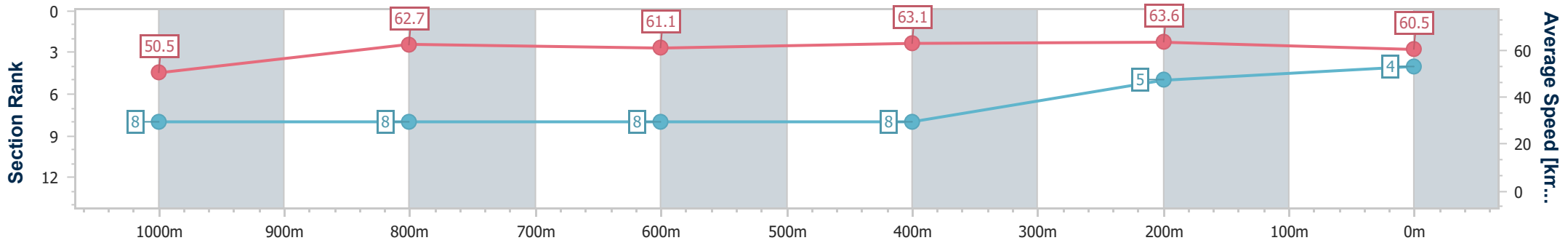
Race 2: 24/7 ACCESS Maiden Plate - 1200m

14 March 2025 - 18:25

Track Rating: Soft 7, Weather: Fine, Rail Position: True



| Section | Overall | 1000m | 800m | 600m | 400m | 200m |
|------------------------|--------------------------|--------------------------|--------------------------|--------------------------|--------------------------|--------------------------|
| Section Times | 1:12.88 [4] (0:14.27) | 0:58.61 [8] (0:11.61) | 0:47.00 [8] (0:12.03) | 0:34.97 [8] (0:11.69) | 0:23.28 [8] (0:11.37) | 0:11.91 [5] (0:11.91) |
| Average Speed [km/h] | 50.5 | 62.7 | 61.1 | 63.1 | 63.6 | 60.5 |
| Top Speed [km/h] | 63.9 | 63.9 | 62.9 | 63.8 | 64.0 | 62.6 |
| Avg. Dist. to Rail [m] | 5.9 | 3.8 | 3.1 | 4.5 | 9.8 | 11.0 |
| Avg. Stride Freq. [Hz] | 2.4 | 2.5 | 2.4 | 2.5 | 2.5 | 2.4 |
| Avg. Stride Length [m] | 5.8 | 6.9 | 7.0 | 7.0 | 7.1 | 6.9 |



- [] Ranking at each section and finish
- .-.- No data available at this section
- NA No data available



| | |
|--------------------------------|----------------|
| Horse/Jockey Name | Desert Legend |
| Final Rank | 5 |
| Fastest Section Time (Section) | 0:11.25 (400m) |
| Top Speed [km/h] (Section) | 65.0 (400m) |
| Race State | Finished |



Sunshine Coast QLD Professional

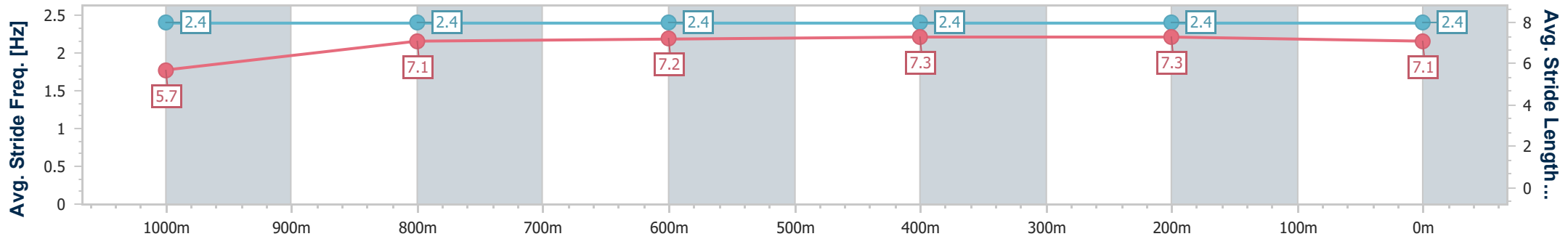
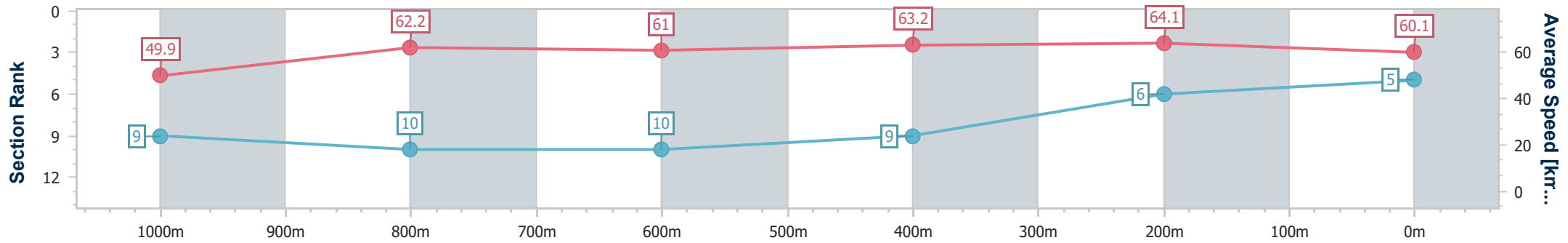
Race 2: 24/7 ACCESS Maiden Plate - 1200m

14 March 2025 - 18:25

Track Rating: Soft 7, Weather: Fine, Rail Position: True



| Section | Overall | 1000m | 800m | 600m | 400m | 200m |
|------------------------|--------------------------|--------------------------|---------------------------|---------------------------|--------------------------|--------------------------|
| Section Times | 1:13.02 [5] (0:14.50) | 0:58.52 [9] (0:11.67) | 0:46.85 [10] (0:11.97) | 0:34.88 [10] (0:11.66) | 0:23.22 [9] (0:11.25) | 0:11.97 [6] (0:11.97) |
| Average Speed [km/h] | 49.9 | 62.2 | 61.0 | 63.2 | 64.1 | 60.1 |
| Top Speed [km/h] | 61.5 | 63.8 | 62.6 | 64.1 | 65.0 | 62.9 |
| Avg. Dist. to Rail [m] | 9.1 | 3.5 | 2.8 | 3.6 | 8.6 | 9.7 |
| Avg. Stride Freq. [Hz] | 2.4 | 2.4 | 2.4 | 2.4 | 2.4 | 2.4 |
| Avg. Stride Length [m] | 5.7 | 7.1 | 7.2 | 7.3 | 7.3 | 7.1 |



- [] Ranking at each section and finish
- .-.- No data available at this section
- NA No data available



| | |
|--------------------------------|----------------|
| Horse/Jockey Name | The Prophecy |
| Final Rank | 6 |
| Fastest Section Time (Section) | 0:11.28 (400m) |
| Top Speed [km/h] (Section) | 65.3 (400m) |
| Race State | Finished |



Sunshine Coast QLD Professional

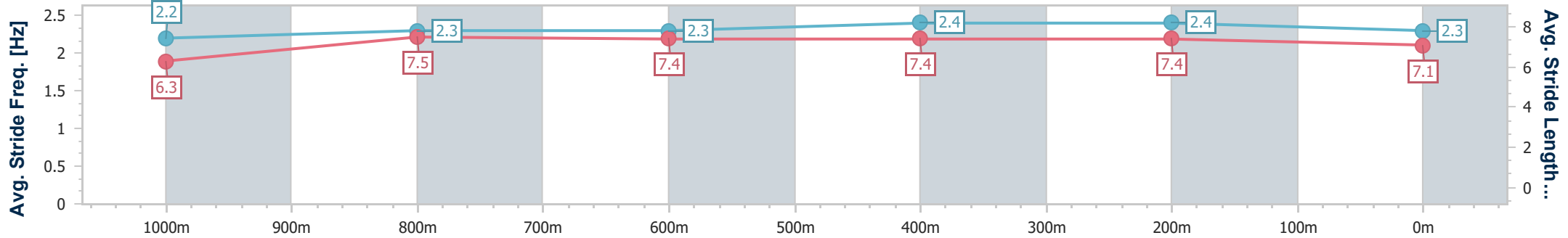
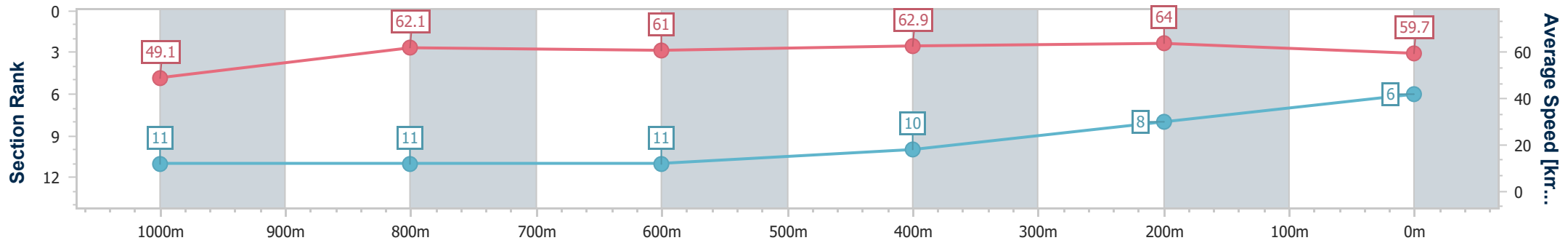
Race 2: 24/7 ACCESS Maiden Plate - 1200m

14 March 2025 - 18:25

Track Rating: Soft 7, Weather: Fine, Rail Position: True



| Section | Overall | 1000m | 800m | 600m | 400m | 200m |
|------------------------|--------------------------|---------------------------|---------------------------|---------------------------|---------------------------|--------------------------|
| Section Times | 1:13.15 [6] (0:14.71) | 0:58.44 [11] (0:11.61) | 0:46.83 [11] (0:11.94) | 0:34.89 [11] (0:11.55) | 0:23.34 [10] (0:11.28) | 0:12.06 [8] (0:12.06) |
| Average Speed [km/h] | 49.1 | 62.1 | 61.0 | 62.9 | 64.0 | 59.7 |
| Top Speed [km/h] | 62.3 | 63.2 | 63.5 | 64.8 | 65.3 | 62.0 |
| Avg. Dist. to Rail [m] | 7.0 | 2.4 | 2.0 | 1.9 | 1.8 | 3.3 |
| Avg. Stride Freq. [Hz] | 2.2 | 2.3 | 2.3 | 2.4 | 2.4 | 2.3 |
| Avg. Stride Length [m] | 6.3 | 7.5 | 7.4 | 7.4 | 7.4 | 7.1 |



- [] Ranking at each section and finish
- .-.- No data available at this section
- NA No data available



| | |
|--------------------------------|----------------|
| Horse/Jockey Name | Peak Miss |
| Final Rank | 7 |
| Fastest Section Time (Section) | 0:11.60 (400m) |
| Top Speed [km/h] (Section) | 64.6 (1000m) |
| Race State | Finished |



Sunshine Coast QLD Professional

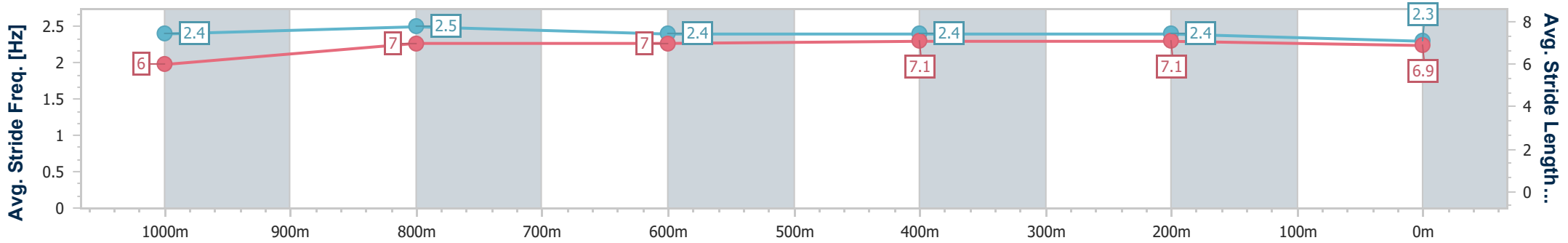
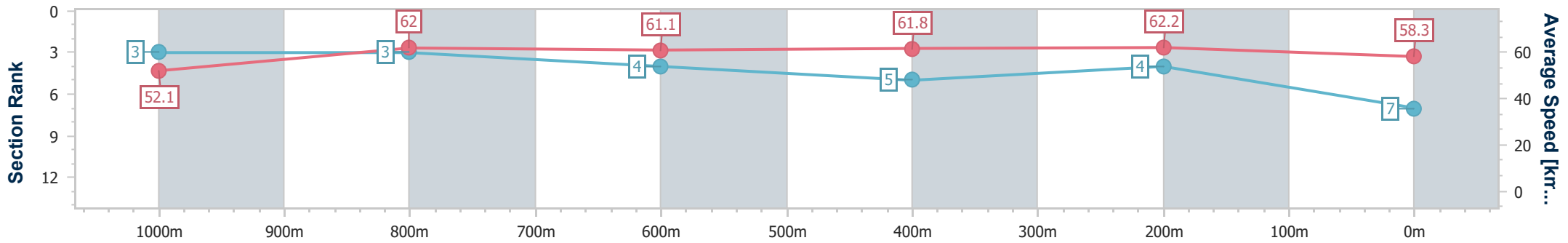
Race 2: 24/7 ACCESS Maiden Plate - 1200m

14 March 2025 - 18:25

Track Rating: Soft 7, Weather: Fine, Rail Position: True



| Section | Overall | 1000m | 800m | 600m | 400m | 200m |
|------------------------|--------------------------|--------------------------|--------------------------|--------------------------|--------------------------|-------------|
| Section Times | 1:13.23 [7] (0:13.87) | 0:59.36 [3] (0:11.68) | 0:47.68 [3] (0:11.98) | 0:35.70 [4] (0:11.80) | 0:23.90 [5] (0:11.60) | 0:12.30 [4] |
| Average Speed [km/h] | 52.1 | 62.0 | 61.1 | 61.8 | 62.2 | 58.3 |
| Top Speed [km/h] | 64.6 | 64.6 | 61.5 | 63.4 | 63.5 | 60.6 |
| Avg. Dist. to Rail [m] | 6.2 | 3.5 | 2.9 | 2.1 | 5.8 | 6.4 |
| Avg. Stride Freq. [Hz] | 2.4 | 2.5 | 2.4 | 2.4 | 2.4 | 2.3 |
| Avg. Stride Length [m] | 6.0 | 7.0 | 7.0 | 7.1 | 7.1 | 6.9 |



- [] Ranking at each section and finish
- .-.- No data available at this section
- NA No data available



| | |
|--------------------------------|----------------|
| Horse/Jockey Name | Cairo Queen |
| Final Rank | 8 |
| Fastest Section Time (Section) | 0:11.51 (400m) |
| Top Speed [km/h] (Section) | 63.9 (1000m) |
| Race State | Finished |



Sunshine Coast QLD Professional

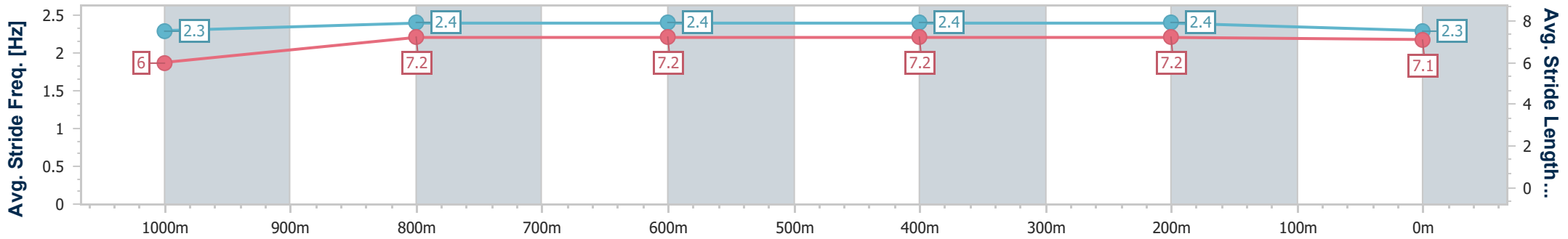
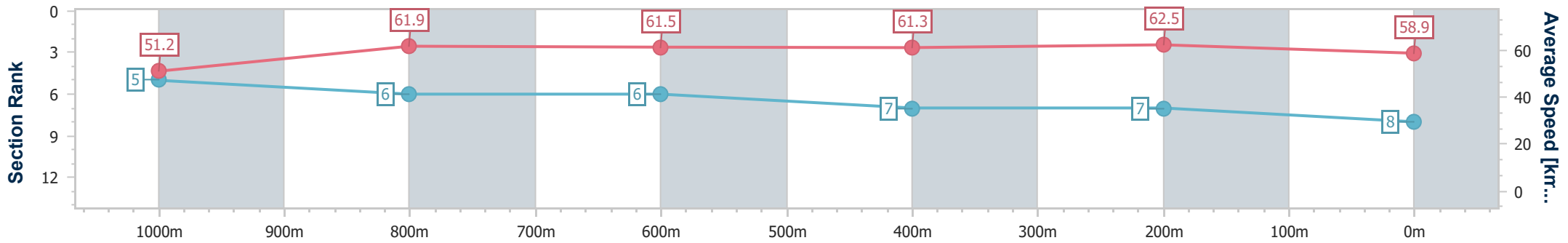
Race 2: 24/7 ACCESS Maiden Plate - 1200m

14 March 2025 - 18:25

Track Rating: Soft 7, Weather: Fine, Rail Position: True



| Section | Overall | 1000m | 800m | 600m | 400m | 200m |
|------------------------|--------------------------|--------------------------|--------------------------|--------------------------|--------------------------|-------------|
| Section Times | 1:13.33 [8] (0:14.06) | 0:59.27 [5] (0:11.74) | 0:47.53 [6] (0:11.91) | 0:35.62 [6] (0:11.86) | 0:23.76 [7] (0:11.51) | 0:12.25 [7] |
| Average Speed [km/h] | 51.2 | 61.9 | 61.5 | 61.3 | 62.5 | 58.9 |
| Top Speed [km/h] | 63.2 | 63.9 | 63.2 | 62.7 | 63.3 | 61.4 |
| Avg. Dist. to Rail [m] | 4.4 | 3.0 | 3.3 | 2.0 | 4.0 | 3.7 |
| Avg. Stride Freq. [Hz] | 2.3 | 2.4 | 2.4 | 2.4 | 2.4 | 2.3 |
| Avg. Stride Length [m] | 6.0 | 7.2 | 7.2 | 7.2 | 7.2 | 7.1 |



- [] Ranking at each section and finish
- .-.- No data available at this section
- NA No data available



| | |
|--------------------------------|-------------------|
| Horse/Jockey Name | Duke Of Lancaster |
| Final Rank | 9 |
| Fastest Section Time (Section) | 0:11.52 (1000m) |
| Top Speed [km/h] (Section) | 65.0 (1000m) |
| Race State | Finished |



Sunshine Coast QLD Professional

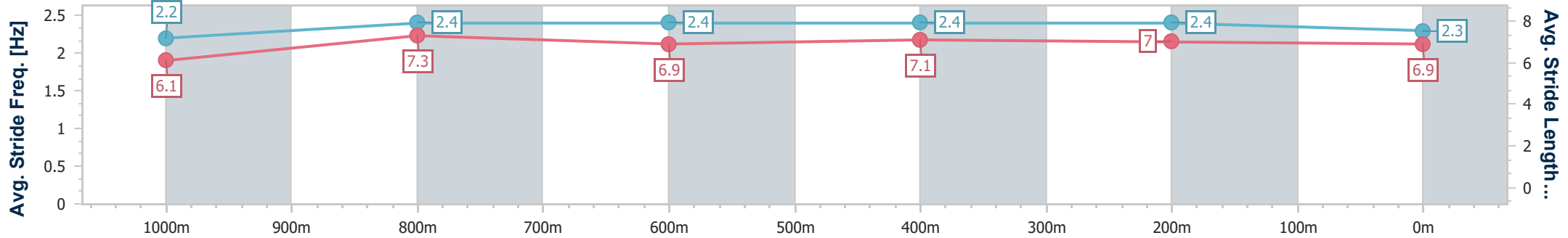
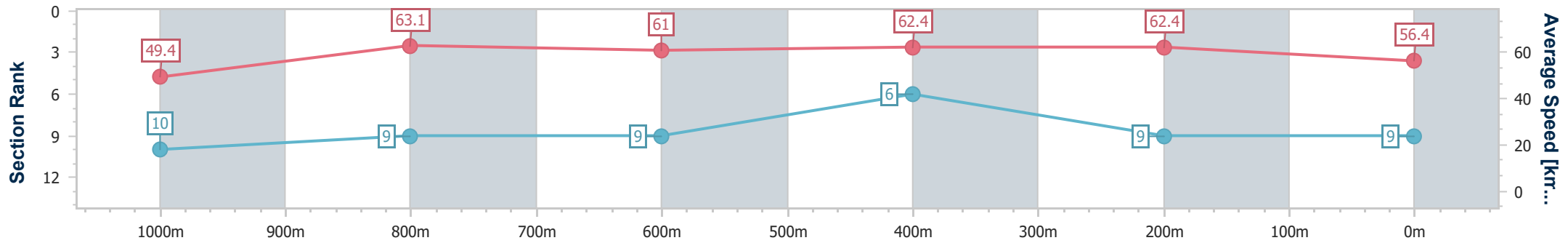
Race 2: 24/7 ACCESS Maiden Plate - 1200m

14 March 2025 - 18:25

Track Rating: Soft 7, Weather: Fine, Rail Position: True



| Section | Overall | 1000m | 800m | 600m | 400m | 200m |
|------------------------|--------------------------|---------------------------|--------------------------|--------------------------|--------------------------|--------------------------|
| Section Times | 1:13.88 [9] (0:14.56) | 0:59.32 [10] (0:11.52) | 0:47.80 [9] (0:11.88) | 0:35.92 [9] (0:11.61) | 0:24.31 [6] (0:11.54) | 0:12.77 [9] (0:12.77) |
| Average Speed [km/h] | 49.4 | 63.1 | 61.0 | 62.4 | 62.4 | 56.4 |
| Top Speed [km/h] | 64.9 | 65.0 | 62.5 | 63.1 | 63.4 | 59.9 |
| Avg. Dist. to Rail [m] | 6.4 | 2.4 | 1.6 | 0.9 | 4.0 | 6.5 |
| Avg. Stride Freq. [Hz] | 2.2 | 2.4 | 2.4 | 2.4 | 2.4 | 2.3 |
| Avg. Stride Length [m] | 6.1 | 7.3 | 6.9 | 7.1 | 7.0 | 6.9 |



- [] Ranking at each section and finish
- .-.- No data available at this section
- NA No data available



| | |
|--------------------------------|-----------------|
| Horse/Jockey Name | Suzi Quatrose |
| Final Rank | 10 |
| Fastest Section Time (Section) | 0:11.38 (1000m) |
| Top Speed [km/h] (Section) | 65.9 (Overall) |
| Race State | Finished |



Sunshine Coast QLD Professional

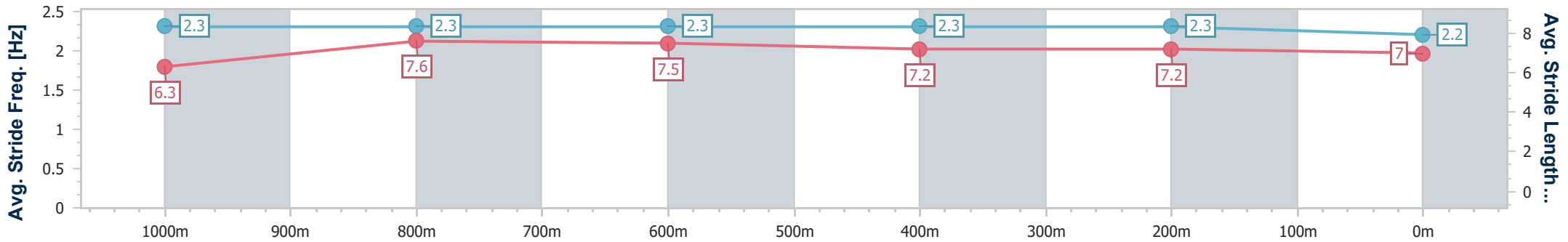
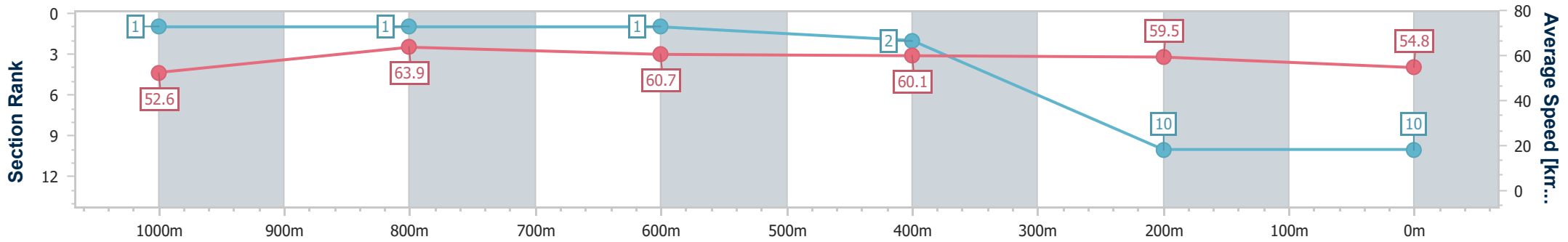
Race 2: 24/7 ACCESS Maiden Plate - 1200m

14 March 2025 - 18:25

Track Rating: Soft 7, Weather: Fine, Rail Position: True



| Section | Overall | 1000m | 800m | 600m | 400m | 200m |
|------------------------|---------------------------|--------------------------|--------------------------|--------------------------|--------------------------|---------------------------|
| Section Times | 1:14.35 [10] (0:13.69) | 1:00.66 [1] (0:11.38) | 0:49.28 [1] (0:11.93) | 0:37.35 [1] (0:12.10) | 0:25.25 [2] (0:12.07) | 0:13.18 [10] (0:13.18) |
| Average Speed [km/h] | 52.6 | 63.9 | 60.7 | 60.1 | 59.5 | 54.8 |
| Top Speed [km/h] | 65.9 | 65.0 | 62.2 | 60.9 | 61.3 | 58.4 |
| Avg. Dist. to Rail [m] | 9.1 | 4.1 | 1.7 | 1.3 | 3.8 | 4.7 |
| Avg. Stride Freq. [Hz] | 2.3 | 2.3 | 2.3 | 2.3 | 2.3 | 2.2 |
| Avg. Stride Length [m] | 6.3 | 7.6 | 7.5 | 7.2 | 7.2 | 7.0 |



- [] Ranking at each section and finish
- .-.- No data available at this section
- NA No data available



| | |
|--------------------------------|-----------------|
| Horse/Jockey Name | Rubos |
| Final Rank | 11 |
| Fastest Section Time (Section) | 0:11.60 (1000m) |
| Top Speed [km/h] (Section) | 64.4 (1000m) |
| Race State | Finished |



Sunshine Coast QLD Professional

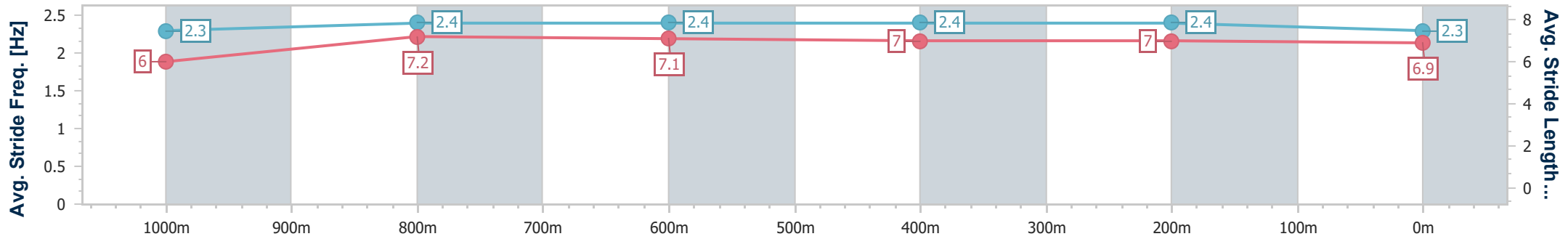
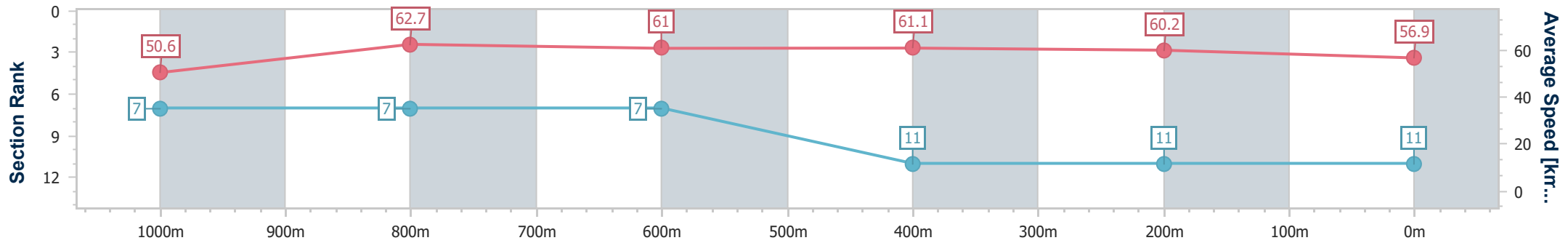
Race 2: 24/7 ACCESS Maiden Plate - 1200m

14 March 2025 - 18:25

Track Rating: Soft 7, Weather: Fine, Rail Position: True



| Section | Overall | 1000m | 800m | 600m | 400m | 200m |
|------------------------|---------------------------|--------------------------|--------------------------|--------------------------|---------------------------|---------------------------|
| Section Times | 1:14.59 [11] (0:14.26) | 1:00.33 [7] (0:11.60) | 0:48.73 [7] (0:12.04) | 0:36.69 [7] (0:12.04) | 0:24.65 [11] (0:11.99) | 0:12.66 [11] (0:12.66) |
| Average Speed [km/h] | 50.6 | 62.7 | 61.0 | 61.1 | 60.2 | 56.9 |
| Top Speed [km/h] | 63.8 | 64.4 | 62.0 | 62.1 | 61.5 | 59.7 |
| Avg. Dist. to Rail [m] | 11.2 | 4.9 | 3.6 | 3.5 | 6.8 | 7.2 |
| Avg. Stride Freq. [Hz] | 2.3 | 2.4 | 2.4 | 2.4 | 2.4 | 2.3 |
| Avg. Stride Length [m] | 6.0 | 7.2 | 7.1 | 7.0 | 7.0 | 6.9 |



- [] Ranking at each section and finish
- .-.- No data available at this section
- NA No data available



Sunshine Coast QLD Professional

Race 3: OCEAN VIEWS RESORT Maiden Handicap - 1600m



14 March 2025 - 18:55

Track Rating: Soft 7, Weather: Fine, Rail Position: True

| Section | | Overall | 1400m | 1200m | 1000m | 800m | 600m | 400m | Last 600m | | | | | |
|-------------|-----|---|----------------------|----------------------|----------------------|---------------------------|---------------------------|---------------------------|---------------------------|---------------------------|---------------------------|---------------------------|---------|-----|
| Field Times | | 1:38.29 (0:13.28) | 1:25.01 (0:11.07) | 1:13.94 (0:11.56) | 1:02.38 (0:12.21) | 0:50.17 (0:12.60) | 0:37.57 (0:12.24) | 0:25.33 (0:12.16) | 0:37.57 | | | | | |
| Rank | TAB | Horse/Jockey | Barrier | Top Speed [km/h] | Fastest Section | | | | | | | Distance Travelled [m] | | |
| 1 | 4 | RUGBY Jake Bayliss | 8 | 69.4 | 0:11.07 | 1:38.29 [1] (0:13.28) | 1:25.01 [1] (0:11.07) | 1:13.94 [1] (0:11.56) | 1:02.38 [1] (0:12.21) | 0:50.17 [1] (0:12.60) | 0:37.57 [1] (0:12.24) | 0:25.33 [1] (0:12.16) | 0:37.57 | |
| 2 | 7 | MAN OF THE TOWN Georgina Cartwright | 2 | 67.3 | 0:11.10 | 1:38.62 [2] (0:13.52) | 1:25.10 [5] (0:11.10) | 1:14.00 [5] (0:11.57) | 1:02.43 [3] (0:12.22) | 0:50.21 [3] (0:12.59) | 0:37.62 [3] (0:12.22) | 0:25.40 [2] (0:12.30) | 0:37.62 | +3 |
| 3 | 1 | OUT OF LUCK Corey Sutherland | 11 | 68.0 | 0:11.19 | 1:38.82 [3] (0:13.93) | 1:24.89 [13] (0:11.19) | 1:13.70 [12] (0:12.04) | 1:01.66 [13] (0:12.21) | 0:49.45 [14] (0:12.64) | 0:36.81 [14] (0:12.27) | 0:24.54 [13] (0:12.02) | 0:36.81 | +7 |
| 4 | 3 | O'CALDINO Kyle Wilson-Taylor | 5 | 67.5 | 0:11.12 | 1:38.98 [4] (0:13.41) | 1:25.57 [3] (0:11.12) | 1:14.45 [4] (0:11.79) | 1:02.66 [5] (0:12.26) | 0:50.40 [5] (0:12.63) | 0:37.77 [5] (0:12.46) | 0:25.31 [5] (0:12.36) | 0:37.77 | +5 |
| 5 | 18 | ARTISTIC TOUCH Samantha Collett | 7 | 67.5 | 0:11.12 | 1:39.15 [5] (0:13.59) | 1:25.56 [6] (0:11.12) | 1:14.44 [6] (0:11.78) | 1:02.66 [6] (0:12.22) | 0:50.44 [7] (0:12.62) | 0:37.82 [7] (0:12.50) | 0:25.32 [8] (0:12.33) | 0:37.82 | +13 |
| 6 | 12 | IN SOCIETY Nikita Beriman | 14 | 67.8 | 0:11.14 | 1:39.16 [6] (0:13.81) | 1:25.35 [11] (0:11.14) | 1:14.21 [10] (0:11.84) | 1:02.37 [9] (0:12.21) | 0:50.16 [9] (0:12.39) | 0:37.77 [8] (0:12.38) | 0:25.39 [6] (0:12.30) | 0:37.77 | +11 |
| 7 | 11 | ARTSPACE Boris Thornton | 13 | 67.0 | 0:11.32 | 1:39.23 [7] (0:14.02) | 1:25.21 [14] (0:11.32) | 1:13.89 [14] (0:11.86) | 1:02.03 [14] (0:12.12) | 0:49.91 [13] (0:12.49) | 0:37.42 [13] (0:12.38) | 0:25.04 [12] (0:12.30) | 0:37.42 | +3 |
| 8 | 5 | INTRUDER Damien Thornton | 10 | 67.6 | 0:11.09 | 1:39.23 [8] (0:13.42) | 1:25.81 [4] (0:11.09) | 1:14.72 [3] (0:11.78) | 1:02.94 [4] (0:12.27) | 0:50.67 [4] (0:12.60) | 0:38.07 [4] (0:12.43) | 0:25.64 [4] (0:12.42) | 0:38.07 | +11 |
| 9 | 2 | WARNA Justin Huxtable | 12 | 65.7 | 0:11.40 | 1:39.34 [9] (0:13.79) | 1:25.55 [10] (0:11.40) | 1:14.15 [13] (0:11.91) | 1:02.24 [12] (0:12.21) | 0:50.03 [12] (0:12.42) | 0:37.61 [12] (0:12.28) | 0:25.33 [10] (0:12.18) | 0:37.61 | +11 |
| 10 | 17 | NAPA VALLEY Luke Dempsey | 4 | 66.8 | 0:11.12 | 1:39.97 [10] (0:13.68) | 1:26.29 [9] (0:11.12) | 1:15.17 [7] (0:11.80) | 1:03.37 [8] (0:12.24) | 0:51.13 [8] (0:12.58) | 0:38.55 [9] (0:12.49) | 0:26.06 [9] (0:12.47) | 0:38.55 | +6 |

Scratched: Thunder Shanghai (#19), Down Under Stunnah (#6), Sibeila (#8), Southoftheborder (#10), Volcanic Park (#15), Pear Bellini (#16)

[] Ranking at each section and finish
 -:-:- No data available at this section
 NA No data available
 SCN Saddle cloth number
 DNF Did not finish
 DNT Did not track



Sunshine Coast QLD Professional

Race 3: OCEAN VIEWS RESORT Maiden Handicap - 1600m



14 March 2025 - 18:55

Track Rating: Soft 7, Weather: Fine, Rail Position: True

| Section | | Overall | 1400m | 1200m | 1000m | 800m | 600m | 400m | Last 600m | | | | |
|-------------|---|----------------------|----------------------|----------------------|------------------------|----------------------|----------------------|----------------------|--------------|--------------|--------------|---------|----|
| Field Times | | 1:38.29 (0:13.28) | 1:25.01 (0:11.07) | 1:13.94 (0:11.56) | 1:02.38 (0:12.21) | 0:50.17 (0:12.60) | 0:37.57 (0:12.24) | 0:25.33 (0:12.16) | 0:37.57 | | | | |
| Rank | TAB Horse/Jockey | Barrier | Top Speed [km/h] | Fastest Section | Distance Travelled [m] | | | | | | | | |
| 11 | 9 SILK WARRIOR Tiffani Brooker | 9 | 68.2 | 0:11.10 | 1:40.26 [11] | 1:26.90 [2] | 1:15.80 [2] | 1:04.12 [2] | 0:51.89 [2] | 0:39.29 [2] | 0:26.82 [3] | 0:39.29 | +6 |
| | | | Overall | 1400m | (0:13.36) | (0:11.10) | (0:11.68) | (0:12.23) | (0:12.60) | (0:12.47) | (0:12.74) | | |
| 12 | 13 KISS THE COSMOS Mark Du Plessis | 3 | 66.0 | 0:11.16 | 1:40.56 [12] | 1:26.67 [12] | 1:15.51 [11] | 1:03.69 [11] | 0:51.54 [10] | 0:39.05 [10] | 0:26.50 [11] | 0:39.05 | +4 |
| | | | Overall | 1400m | (0:13.89) | (0:11.16) | (0:11.82) | (0:12.15) | (0:12.49) | (0:12.55) | (0:12.79) | | |
| 13 | 20 YONAKA Adam Sewell | 6 | 66.7 | 0:11.28 | 1:40.71 [13] | 1:27.07 [8] | 1:15.79 [9] | 1:03.85 [10] | 0:51.62 [11] | 0:39.00 [11] | 0:26.43 [14] | 0:39.00 | +6 |
| | | | 1400m | 1400m | (0:13.64) | (0:11.28) | (0:11.94) | (0:12.23) | (0:12.62) | (0:12.57) | (0:12.62) | | |
| 14 | 14 FLAMING MAREE Jag Guthmann-Chester | 1 | 66.5 | 0:11.27 | 1:41.48 [14] | 1:27.89 [7] | 1:16.62 [8] | 1:04.89 [7] | 0:52.77 [6] | 0:40.26 [6] | 0:27.70 [7] | 0:40.26 | +3 |
| | | | Overall | 1400m | (0:13.59) | (0:11.27) | (0:11.73) | (0:12.12) | (0:12.51) | (0:12.56) | (0:13.00) | | |

Scratched: Thunder Shanghai (#19), Down Under Stunnah (#6), Sibeila (#8), Southoftheborder (#10), Volcanic Park (#15), Pear Bellini (#16)

[] Ranking at each section and finish
 -:-:-:- No data available at this section
 NA No data available

SCN Saddle cloth number
 DNF Did not finish
 DNT Did not track



Sunshine Coast QLD Professional

Race 3: OCEAN VIEWS RESORT Maiden Handicap - 1600m



14 March 2025 - 18:55

Track Rating: Soft 7, Weather: Fine, Rail Position: True

| Section | | | | 200m | | | | Last 600m | |
|-------------|-----|---|---------|----------------------|------------------|---------------------------|---------|-----------|------------------------|
| Field Times | | | | 0:13.17 (0:13.17) | | | | 0:37.57 | |
| Rank | TAB | Horse/Jockey | Barrier | Top Speed [km/h] | Fastest Section | Margin | | | Distance Travelled [m] |
| 1 | 4 | RUGBY Jake Bayliss | 8 | 69.4 Overall | 0:11.07 1400m | 0:13.17 [1] (0:13.17) | 1:38.29 | | 0:37.57 |
| 2 | 7 | MAN OF THE TOWN Georgina Cartwright | 2 | 67.3 1400m | 0:11.10 1400m | 0:13.10 [2] (0:13.10) | 1.8L | | 0:37.62 +3 |
| 3 | 1 | OUT OF LUCK Corey Sutherland | 11 | 68.0 Overall | 0:11.19 1400m | 0:12.52 [9] (0:12.52) | 2.8L | | 0:36.81 +7 |
| 4 | 3 | O'CALDINO Kyle Wilson-Taylor | 5 | 67.5 Overall | 0:11.12 1400m | 0:12.95 [4] (0:12.95) | 3.6L | | 0:37.77 +5 |
| 5 | 18 | ARTISTIC TOUCH Samantha Collett | 7 | 67.5 1400m | 0:11.12 1400m | 0:12.99 [6] (0:12.99) | 4.4L | | 0:37.82 +13 |
| 6 | 12 | IN SOCIETY Nikita Beriman | 14 | 67.8 1400m | 0:11.14 1400m | 0:13.09 [5] (0:13.09) | 4.5L | | 0:37.77 +11 |
| 7 | 11 | ARTSPACE Boris Thornton | 13 | 67.0 Overall | 0:11.32 1400m | 0:12.74 [11] (0:12.74) | 4.8L | | 0:37.42 +3 |
| 8 | 5 | INTRUDER Damien Thornton | 10 | 67.6 1400m | 0:11.09 1400m | 0:13.22 [3] (0:13.22) | 4.9L | | 0:38.07 +11 |
| 9 | 2 | WARNA Justin Huxtable | 12 | 65.7 1400m | 0:11.40 1400m | 0:13.15 [8] (0:13.15) | 5.4L | | 0:37.61 +11 |
| 10 | 17 | NAPA VALLEY Luke Dempsey | 4 | 66.8 1400m | 0:11.12 1400m | 0:13.59 [10] (0:13.59) | 8.9L | | 0:38.55 +6 |

Scratched: Thunder Shanghai (#19), Down Under Stunnah (#6), Sibeila (#8), Southoftheborder (#10), Volcanic Park (#15), Pear Bellini (#16)

Report Created: Fri 14 March 2025 19:33 GMT+10 (Note: Timing is based on position data)

Page 3/18

[] Ranking at each section and finish
 -:-:- No data available at this section
 NA No data available

SCN Saddle cloth number
 DNF Did not finish
 DNT Did not track

data processed by TRIPLESDATA



Sunshine Coast QLD Professional
Race 3: OCEAN VIEWS RESORT Maiden Handicap - 1600m
14 March 2025 - 18:55



Track Rating: Soft 7, Weather: Fine, Rail Position: True

| Section | | | | 200m | | | | Last 600m | |
|-------------|-----|--|---------|----------------------|------------------|---------------------------|-------|-----------|------------------------|
| Field Times | | | | 0:13.17 (0:13.17) | | | | 0:37.57 | |
| Rank | TAB | Horse/Jockey | Barrier | Top Speed [km/h] | Fastest Section | Margin | | | Distance Travelled [m] |
| 11 | 9 | SILK WARRIOR Tiffani Brooker | 9 | 68.2 Overall | 0:11.10 1400m | 0:14.08 [7] (0:14.08) | 10.4L | | 0:39.29 +6 |
| 12 | 13 | KISS THE COSMOS Mark Du Plessis | 3 | 66.0 Overall | 0:11.16 1400m | 0:13.71 [13] (0:13.71) | 11.9L | | 0:39.05 +4 |
| 13 | 20 | YONAKA Adam Sewell | 6 | 66.7 1400m | 0:11.28 1400m | 0:13.81 [14] (0:13.81) | 12.7L | | 0:39.00 +6 |
| 14 | 14 | FLAMING MAREE Jag Guthmann-Chester | 1 | 66.5 Overall | 0:11.27 1400m | 0:14.70 [12] (0:14.70) | 17.2L | | 0:40.26 +3 |

Scratched: Thunder Shanghai (#19), Down Under Stunnah (#6), Sibeila (#8), Southoftheborder (#10), Volcanic Park (#15), Pear Bellini (#16)

[] Ranking at each section and finish
 -:-:-:- No data available at this section
 NA No data available

SCN Saddle cloth number
 DNF Did not finish
 DNT Did not track



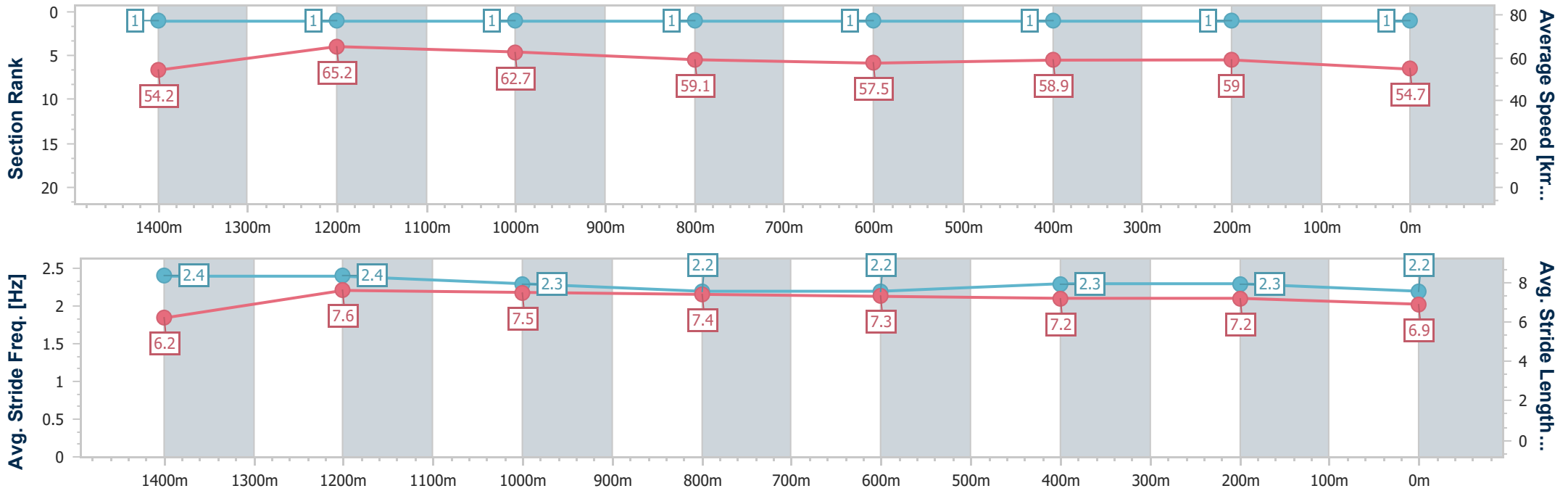
| | |
|--------------------------------|-----------------|
| Horse/Jockey Name | Rugby |
| Final Rank | 1 |
| Fastest Section Time (Section) | 0:11.07 (1400m) |
| Top Speed [km/h] (Section) | 69.4 (Overall) |
| Race State | Finished |



Sunshine Coast QLD Professional
 Race 3: OCEAN VIEWS RESORT Maiden Handicap - 1600m
 14 March 2025 - 18:55
 Track Rating: Soft 7, Weather: Fine, Rail Position: True



| Section | Overall | 1400m | 1200m | 1000m | 800m | 600m | 400m | 200m |
|------------------------|--------------------------|--------------------------|--------------------------|--------------------------|--------------------------|--------------------------|--------------------------|--------------------------|
| Section Times | 1:38.29 [1] (0:13.28) | 1:25.01 [1] (0:11.07) | 1:13.94 [1] (0:11.56) | 1:02.38 [1] (0:12.21) | 0:50.17 [1] (0:12.60) | 0:37.57 [1] (0:12.24) | 0:25.33 [1] (0:12.16) | 0:13.17 [1] (0:13.17) |
| Average Speed [km/h] | 54.2 | 65.2 | 62.7 | 59.1 | 57.5 | 58.9 | 59.0 | 54.7 |
| Top Speed [km/h] | 69.4 | 69.0 | 63.9 | 60.8 | 57.9 | 60.1 | 60.0 | 57.2 |
| Avg. Dist. to Rail [m] | 11.3 | 3.3 | 1.9 | 1.7 | 1.1 | 0.6 | 0.8 | 0.9 |
| Avg. Stride Freq. [Hz] | 2.4 | 2.4 | 2.3 | 2.2 | 2.2 | 2.3 | 2.3 | 2.2 |
| Avg. Stride Length [m] | 6.2 | 7.6 | 7.5 | 7.4 | 7.3 | 7.2 | 7.2 | 6.9 |



- [] Ranking at each section and finish
- .-.- No data available at this section
- NA No data available



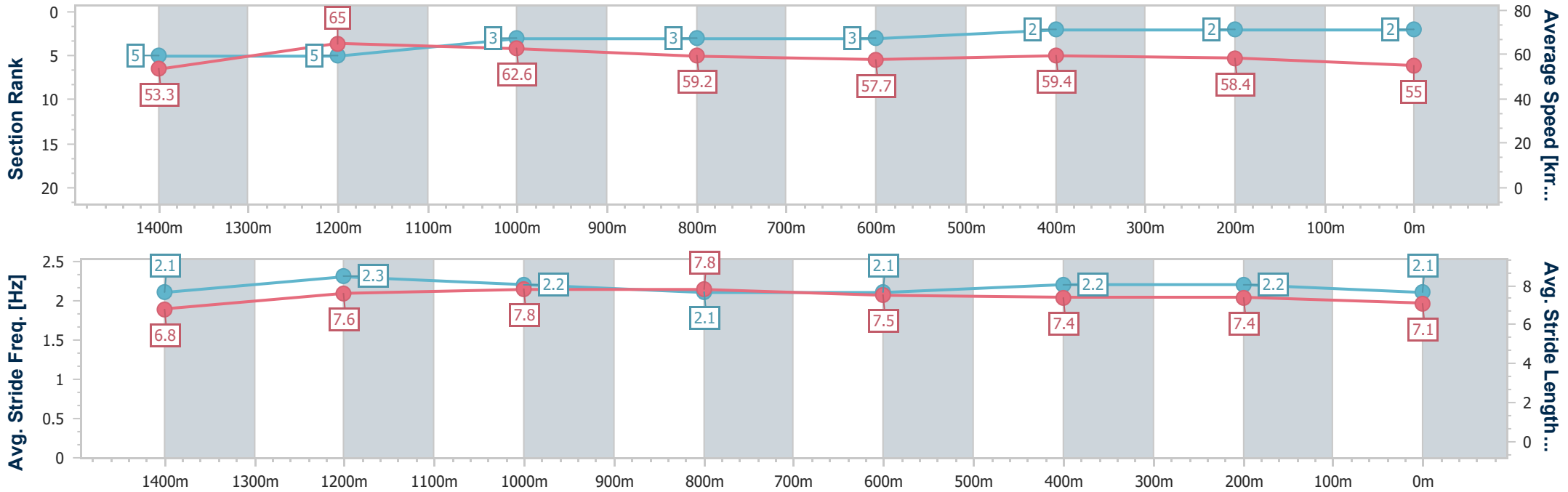
| | |
|--------------------------------|-----------------|
| Horse/Jockey Name | Man Of The Town |
| Final Rank | 2 |
| Fastest Section Time (Section) | 0:11.10 (1400m) |
| Top Speed [km/h] (Section) | 67.3 (1400m) |
| Race State | Finished |



Sunshine Coast QLD Professional
 Race 3: OCEAN VIEWS RESORT Maiden Handicap - 1600m
 14 March 2025 - 18:55
 Track Rating: Soft 7, Weather: Fine, Rail Position: True



| Section | Overall | 1400m | 1200m | 1000m | 800m | 600m | 400m | 200m |
|------------------------|--------------------------|--------------------------|--------------------------|--------------------------|--------------------------|--------------------------|--------------------------|--------------------------|
| Section Times | 1:38.62 [2] (0:13.52) | 1:25.10 [5] (0:11.10) | 1:14.00 [5] (0:11.57) | 1:02.43 [3] (0:12.22) | 0:50.21 [3] (0:12.59) | 0:37.62 [3] (0:12.22) | 0:25.40 [2] (0:12.30) | 0:13.10 [2] (0:13.10) |
| Average Speed [km/h] | 53.3 | 65.0 | 62.6 | 59.2 | 57.7 | 59.4 | 58.4 | 55.0 |
| Top Speed [km/h] | 67.2 | 67.3 | 63.6 | 60.7 | 58.5 | 60.2 | 60.0 | 56.6 |
| Avg. Dist. to Rail [m] | 6.7 | 3.1 | 2.6 | 2.6 | 1.6 | 1.0 | 1.5 | 2.2 |
| Avg. Stride Freq. [Hz] | 2.1 | 2.3 | 2.2 | 2.1 | 2.1 | 2.2 | 2.2 | 2.1 |
| Avg. Stride Length [m] | 6.8 | 7.6 | 7.8 | 7.8 | 7.5 | 7.4 | 7.4 | 7.1 |



- [] Ranking at each section and finish
- .-.- No data available at this section
- NA No data available



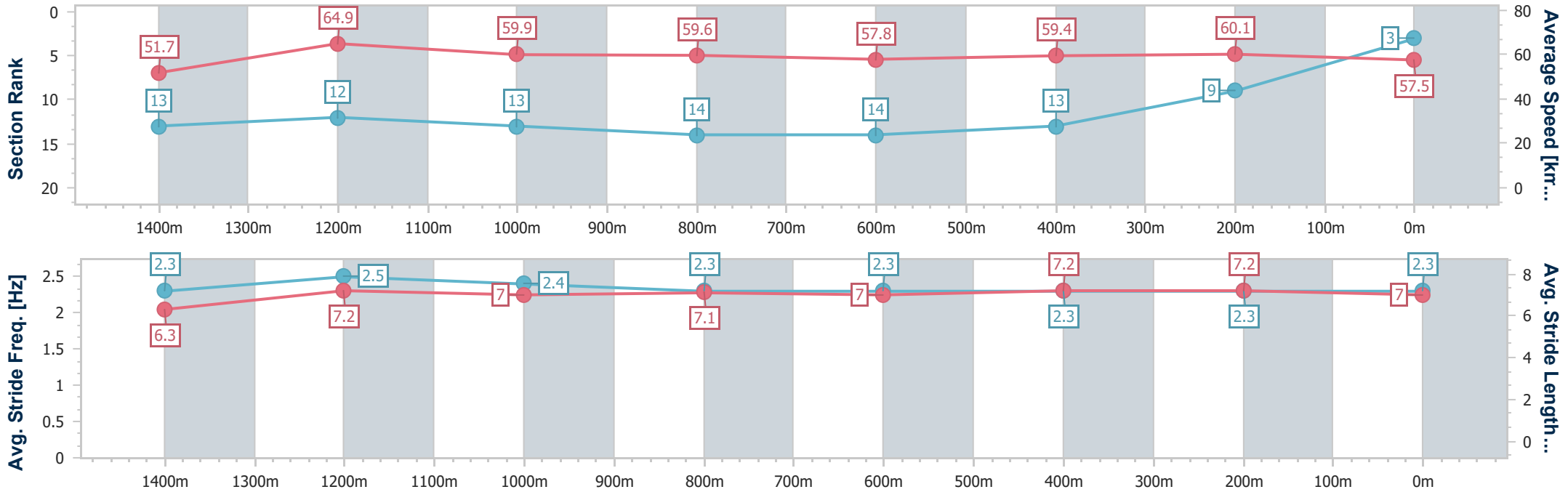
| | |
|--------------------------------|-----------------|
| Horse/Jockey Name | Out Of Luck |
| Final Rank | 3 |
| Fastest Section Time (Section) | 0:11.19 (1400m) |
| Top Speed [km/h] (Section) | 68.0 (Overall) |
| Race State | Finished |



Sunshine Coast QLD Professional
 Race 3: OCEAN VIEWS RESORT Maiden Handicap - 1600m
 14 March 2025 - 18:55
 Track Rating: Soft 7, Weather: Fine, Rail Position: True



| Section | Overall | 1400m | 1200m | 1000m | 800m | 600m | 400m | 200m | | | | | |
|------------------------|--------------------------|---------------------------|---------------------------|---------------------------|---------------------------|---------------------------|---------------------------|--------------------------|--|--|--|--|--|
| Section Times | 1:38.82 [3] (0:13.93) | 1:24.89 [13] (0:11.19) | 1:13.70 [12] (0:12.04) | 1:01.66 [13] (0:12.21) | 0:49.45 [14] (0:12.64) | 0:36.81 [14] (0:12.27) | 0:24.54 [13] (0:12.02) | 0:12.52 [9] (0:12.52) | | | | | |
| Average Speed [km/h] | 51.7 | 64.9 | 59.9 | 59.6 | 57.8 | 59.4 | 60.1 | 57.5 | | | | | |
| Top Speed [km/h] | 68.0 | 66.1 | 62.3 | 60.5 | 59.7 | 60.4 | 61.1 | 59.0 | | | | | |
| Avg. Dist. to Rail [m] | 11.9 | 3.9 | 3.4 | 3.3 | 2.8 | 2.6 | 4.6 | 5.4 | | | | | |
| Avg. Stride Freq. [Hz] | 2.3 | 2.5 | 2.4 | 2.3 | 2.3 | 2.3 | 2.3 | 2.3 | | | | | |
| Avg. Stride Length [m] | 6.3 | 7.2 | 7.0 | 7.1 | 7.0 | 7.2 | 7.2 | 7.0 | | | | | |



- [] Ranking at each section and finish
- .-.- No data available at this section
- NA No data available



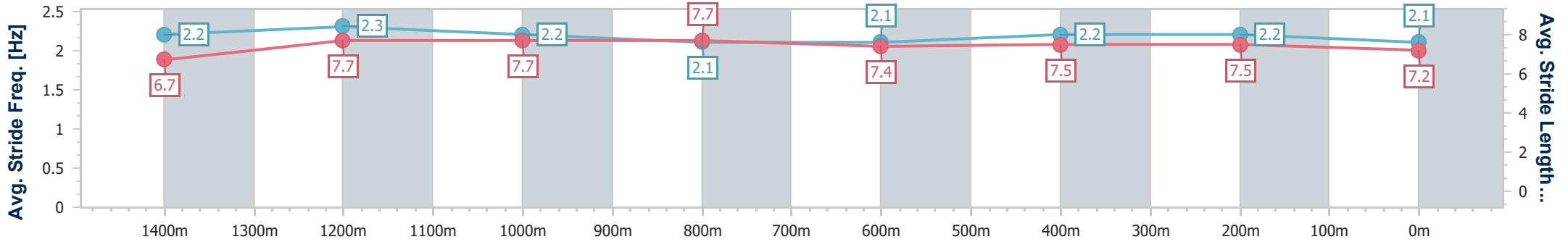
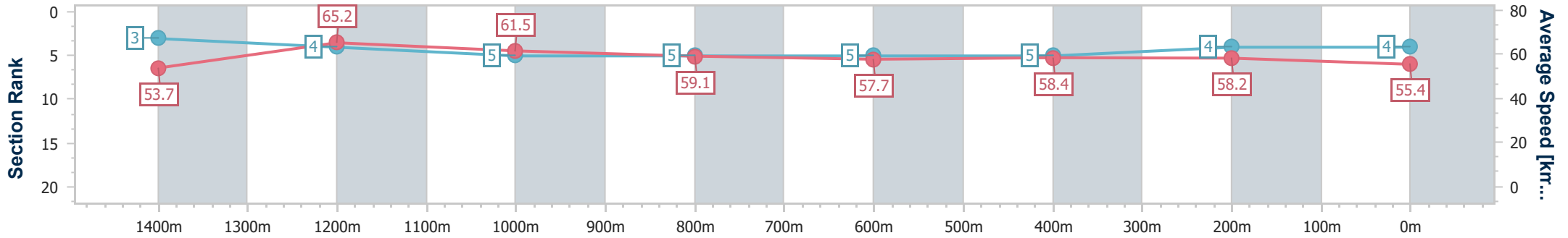
| | |
|--------------------------------|-----------------|
| Horse/Jockey Name | O'caldino |
| Final Rank | 4 |
| Fastest Section Time (Section) | 0:11.12 (1400m) |
| Top Speed [km/h] (Section) | 67.5 (Overall) |
| Race State | Finished |



Sunshine Coast QLD Professional
 Race 3: OCEAN VIEWS RESORT Maiden Handicap - 1600m
 14 March 2025 - 18:55
 Track Rating: Soft 7, Weather: Fine, Rail Position: True



| Section | Overall | 1400m | 1200m | 1000m | 800m | 600m | 400m | 200m |
|------------------------|--------------------------|--------------------------|--------------------------|--------------------------|--------------------------|--------------------------|--------------------------|--------------------------|
| Section Times | 1:38.98 [4] (0:13.41) | 1:25.57 [3] (0:11.12) | 1:14.45 [4] (0:11.79) | 1:02.66 [5] (0:12.26) | 0:50.40 [5] (0:12.63) | 0:37.77 [5] (0:12.46) | 0:25.31 [5] (0:12.36) | 0:12.95 [4] (0:12.95) |
| Average Speed [km/h] | 53.7 | 65.2 | 61.5 | 59.1 | 57.7 | 58.4 | 58.2 | 55.4 |
| Top Speed [km/h] | 67.5 | 67.5 | 63.2 | 60.3 | 58.7 | 59.4 | 59.4 | 57.5 |
| Avg. Dist. to Rail [m] | 8.9 | 4.6 | 3.6 | 3.5 | 2.6 | 1.2 | 0.9 | 2.0 |
| Avg. Stride Freq. [Hz] | 2.2 | 2.3 | 2.2 | 2.1 | 2.1 | 2.2 | 2.2 | 2.1 |
| Avg. Stride Length [m] | 6.7 | 7.7 | 7.7 | 7.7 | 7.4 | 7.5 | 7.5 | 7.2 |



- [] Ranking at each section and finish
- .-.- No data available at this section
- NA No data available



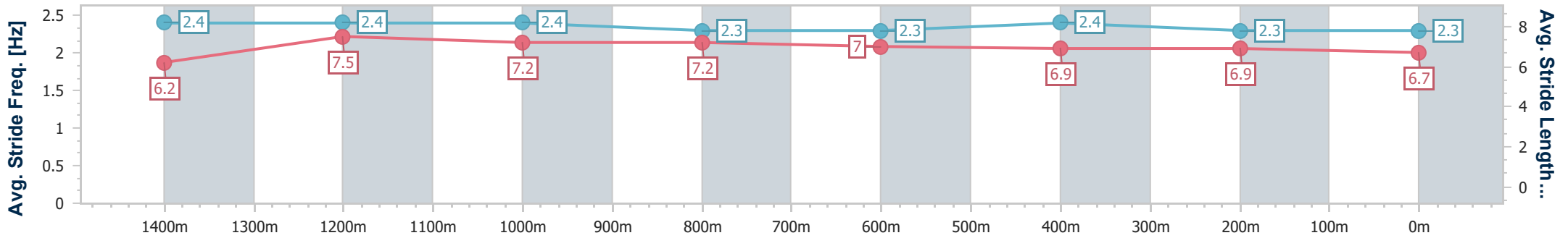
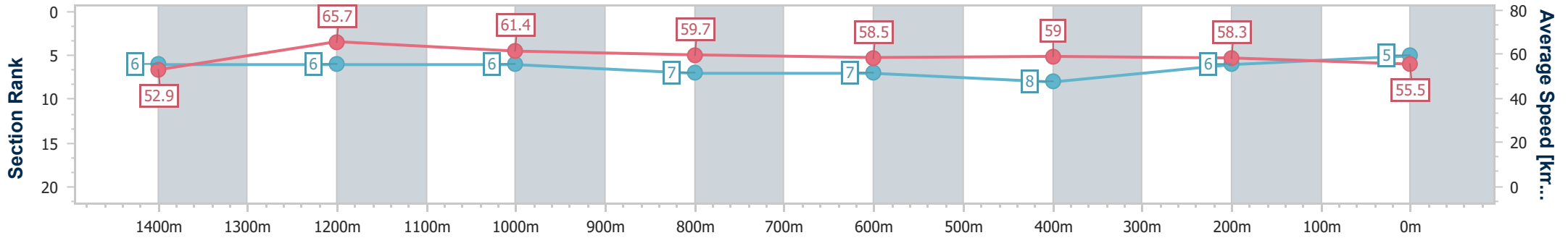
| | |
|--------------------------------|-----------------|
| Horse/Jockey Name | Artistic Touch |
| Final Rank | 5 |
| Fastest Section Time (Section) | 0:11.12 (1400m) |
| Top Speed [km/h] (Section) | 67.5 (1400m) |
| Race State | Finished |



Sunshine Coast QLD Professional
 Race 3: OCEAN VIEWS RESORT Maiden Handicap - 1600m
 14 March 2025 - 18:55
 Track Rating: Soft 7, Weather: Fine, Rail Position: True



| Section | Overall | 1400m | 1200m | 1000m | 800m | 600m | 400m | 200m |
|------------------------|--------------------------|--------------------------|--------------------------|--------------------------|--------------------------|--------------------------|--------------------------|--------------------------|
| Section Times | 1:39.15 [5] (0:13.59) | 1:25.56 [6] (0:11.12) | 1:14.44 [6] (0:11.78) | 1:02.66 [6] (0:12.22) | 0:50.44 [7] (0:12.62) | 0:37.82 [7] (0:12.50) | 0:25.32 [8] (0:12.33) | 0:12.99 [6] (0:12.99) |
| Average Speed [km/h] | 52.9 | 65.7 | 61.4 | 59.7 | 58.5 | 59.0 | 58.3 | 55.5 |
| Top Speed [km/h] | 66.2 | 67.5 | 63.3 | 60.2 | 59.6 | 60.1 | 60.0 | 57.2 |
| Avg. Dist. to Rail [m] | 10.5 | 6.8 | 5.6 | 4.8 | 4.4 | 4.0 | 5.9 | 6.8 |
| Avg. Stride Freq. [Hz] | 2.4 | 2.4 | 2.4 | 2.3 | 2.3 | 2.4 | 2.3 | 2.3 |
| Avg. Stride Length [m] | 6.2 | 7.5 | 7.2 | 7.2 | 7.0 | 6.9 | 6.9 | 6.7 |



- [] Ranking at each section and finish
- .-.- No data available at this section
- NA No data available



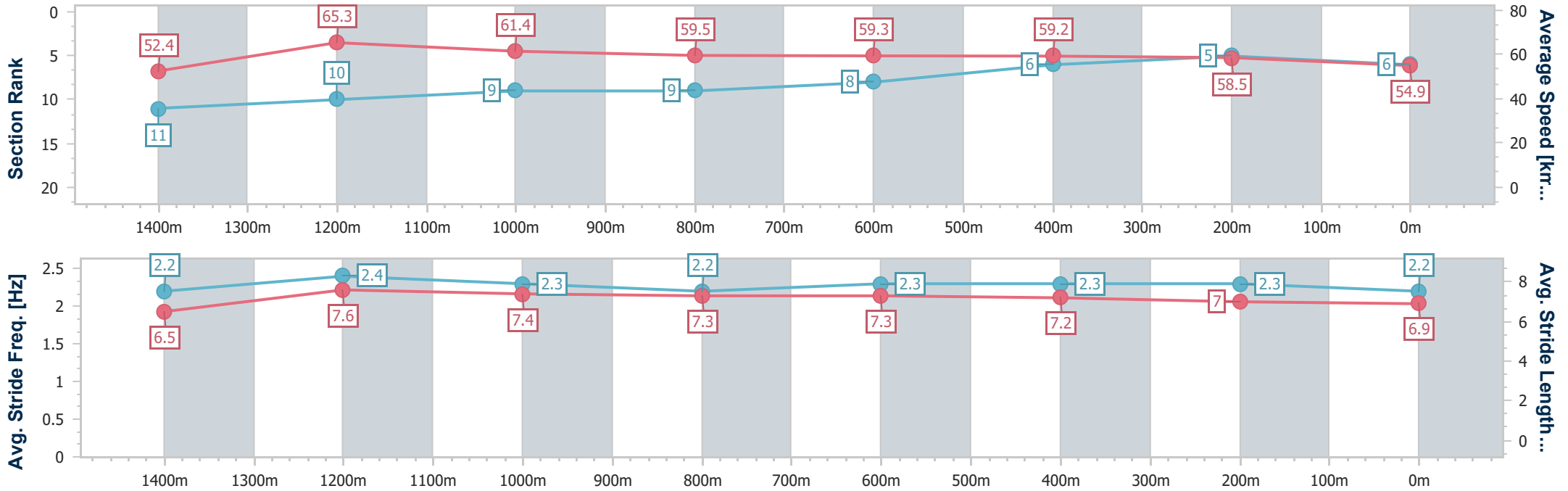
| | |
|--------------------------------|-----------------|
| Horse/Jockey Name | In Society |
| Final Rank | 6 |
| Fastest Section Time (Section) | 0:11.14 (1400m) |
| Top Speed [km/h] (Section) | 67.8 (1400m) |
| Race State | Finished |



Sunshine Coast QLD Professional
 Race 3: OCEAN VIEWS RESORT Maiden Handicap - 1600m
 14 March 2025 - 18:55
 Track Rating: Soft 7, Weather: Fine, Rail Position: True



| Section | Overall | 1400m | 1200m | 1000m | 800m | 600m | 400m | 200m |
|------------------------|--------------------------|---------------------------|---------------------------|--------------------------|--------------------------|--------------------------|--------------------------|--------------------------|
| Section Times | 1:39.16 [6] (0:13.81) | 1:25.35 [11] (0:11.14) | 1:14.21 [10] (0:11.84) | 1:02.37 [9] (0:12.21) | 0:50.16 [9] (0:12.39) | 0:37.77 [8] (0:12.38) | 0:25.39 [6] (0:12.30) | 0:13.09 [5] (0:13.09) |
| Average Speed [km/h] | 52.4 | 65.3 | 61.4 | 59.5 | 59.3 | 59.2 | 58.5 | 54.9 |
| Top Speed [km/h] | 66.9 | 67.8 | 62.7 | 61.1 | 60.1 | 60.2 | 59.6 | 56.5 |
| Avg. Dist. to Rail [m] | 17.1 | 6.8 | 4.9 | 4.5 | 3.4 | 2.9 | 4.8 | 4.9 |
| Avg. Stride Freq. [Hz] | 2.2 | 2.4 | 2.3 | 2.2 | 2.3 | 2.3 | 2.3 | 2.2 |
| Avg. Stride Length [m] | 6.5 | 7.6 | 7.4 | 7.3 | 7.3 | 7.2 | 7.0 | 6.9 |



- [] Ranking at each section and finish
- .-.- No data available at this section
- NA No data available



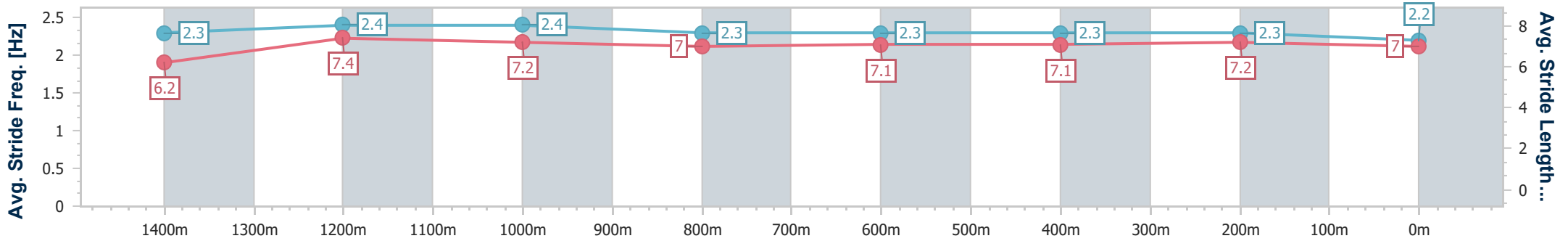
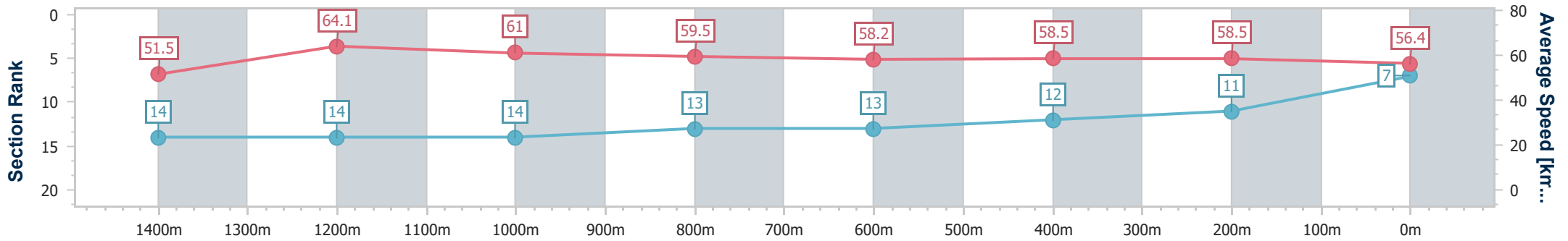
| | |
|--------------------------------|-----------------|
| Horse/Jockey Name | Artspace |
| Final Rank | 7 |
| Fastest Section Time (Section) | 0:11.32 (1400m) |
| Top Speed [km/h] (Section) | 67.0 (Overall) |
| Race State | Finished |



Sunshine Coast QLD Professional
 Race 3: OCEAN VIEWS RESORT Maiden Handicap - 1600m
 14 March 2025 - 18:55
 Track Rating: Soft 7, Weather: Fine, Rail Position: True



| Section | Overall | 1400m | 1200m | 1000m | 800m | 600m | 400m | 200m |
|------------------------|--------------------------|---------------------------|---------------------------|---------------------------|---------------------------|---------------------------|---------------------------|---------------------------|
| Section Times | 1:39.23 [7] (0:14.02) | 1:25.21 [14] (0:11.32) | 1:13.89 [14] (0:11.86) | 1:02.03 [14] (0:12.12) | 0:49.91 [13] (0:12.49) | 0:37.42 [13] (0:12.38) | 0:25.04 [12] (0:12.30) | 0:12.74 [11] (0:12.74) |
| Average Speed [km/h] | 51.5 | 64.1 | 61.0 | 59.5 | 58.2 | 58.5 | 58.5 | 56.4 |
| Top Speed [km/h] | 67.0 | 65.2 | 62.1 | 61.7 | 58.7 | 59.8 | 60.0 | 57.1 |
| Avg. Dist. to Rail [m] | 15.1 | 4.1 | 3.1 | 2.6 | 1.6 | 0.5 | 1.9 | 5.8 |
| Avg. Stride Freq. [Hz] | 2.3 | 2.4 | 2.4 | 2.3 | 2.3 | 2.3 | 2.3 | 2.2 |
| Avg. Stride Length [m] | 6.2 | 7.4 | 7.2 | 7.0 | 7.1 | 7.1 | 7.2 | 7.0 |



- [] Ranking at each section and finish
- .-.- No data available at this section
- NA No data available



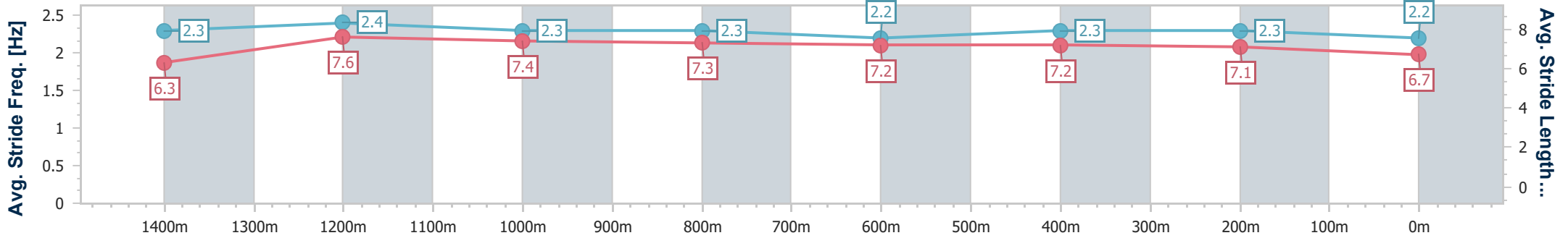
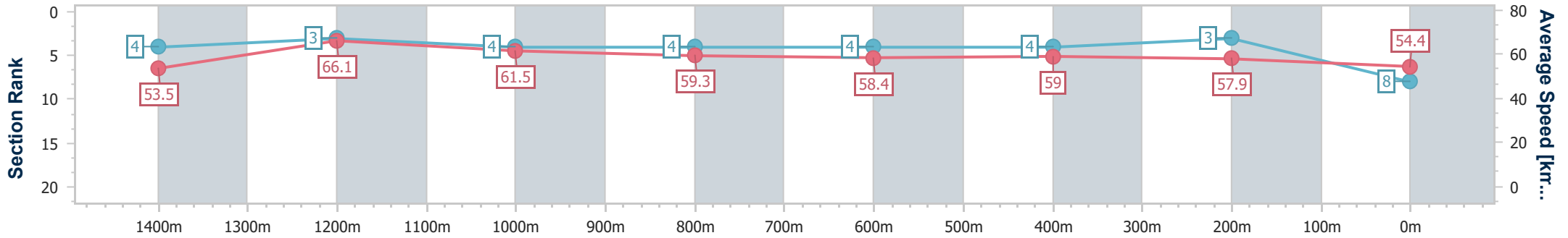
| | |
|--------------------------------|-----------------|
| Horse/Jockey Name | Intruder |
| Final Rank | 8 |
| Fastest Section Time (Section) | 0:11.09 (1400m) |
| Top Speed [km/h] (Section) | 67.6 (1400m) |
| Race State | Finished |



Sunshine Coast QLD Professional
 Race 3: OCEAN VIEWS RESORT Maiden Handicap - 1600m
 14 March 2025 - 18:55
 Track Rating: Soft 7, Weather: Fine, Rail Position: True



| Section | Overall | 1400m | 1200m | 1000m | 800m | 600m | 400m | 200m |
|------------------------|--------------------------|--------------------------|--------------------------|--------------------------|--------------------------|--------------------------|--------------------------|--------------------------|
| Section Times | 1:39.23 [8] (0:13.42) | 1:25.81 [4] (0:11.09) | 1:14.72 [3] (0:11.78) | 1:02.94 [4] (0:12.27) | 0:50.67 [4] (0:12.60) | 0:38.07 [4] (0:12.43) | 0:25.64 [4] (0:12.42) | 0:13.22 [3] (0:13.22) |
| Average Speed [km/h] | 53.5 | 66.1 | 61.5 | 59.3 | 58.4 | 59.0 | 57.9 | 54.4 |
| Top Speed [km/h] | 67.6 | 67.6 | 63.7 | 60.6 | 59.0 | 59.5 | 59.2 | 56.7 |
| Avg. Dist. to Rail [m] | 14.7 | 8.3 | 5.0 | 4.4 | 3.4 | 3.2 | 3.3 | 3.8 |
| Avg. Stride Freq. [Hz] | 2.3 | 2.4 | 2.3 | 2.3 | 2.2 | 2.3 | 2.3 | 2.2 |
| Avg. Stride Length [m] | 6.3 | 7.6 | 7.4 | 7.3 | 7.2 | 7.2 | 7.1 | 6.7 |



- [] Ranking at each section and finish
- .-.- No data available at this section
- NA No data available



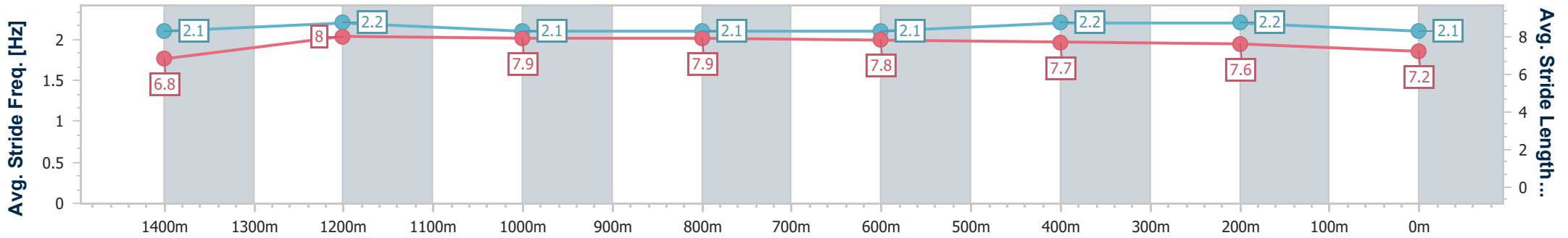
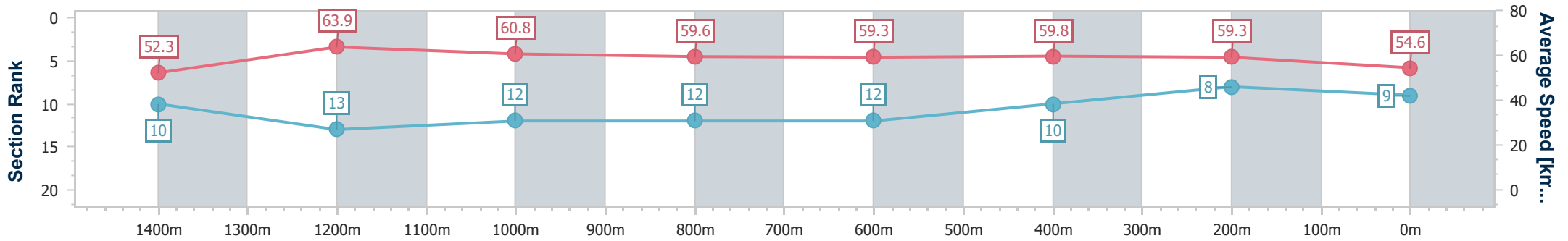
| | |
|--------------------------------|-----------------|
| Horse/Jockey Name | Warna |
| Final Rank | 9 |
| Fastest Section Time (Section) | 0:11.40 (1400m) |
| Top Speed [km/h] (Section) | 65.7 (1400m) |
| Race State | Finished |



Sunshine Coast QLD Professional
 Race 3: OCEAN VIEWS RESORT Maiden Handicap - 1600m
 14 March 2025 - 18:55
 Track Rating: Soft 7, Weather: Fine, Rail Position: True



| Section | Overall | 1400m | 1200m | 1000m | 800m | 600m | 400m | 200m |
|------------------------|--------------------------|---------------------------|---------------------------|---------------------------|---------------------------|---------------------------|---------------------------|--------------------------|
| Section Times | 1:39.34 [9] (0:13.79) | 1:25.55 [10] (0:11.40) | 1:14.15 [13] (0:11.91) | 1:02.24 [12] (0:12.21) | 0:50.03 [12] (0:12.42) | 0:37.61 [12] (0:12.28) | 0:25.33 [10] (0:12.18) | 0:13.15 [8] (0:13.15) |
| Average Speed [km/h] | 52.3 | 63.9 | 60.8 | 59.6 | 59.3 | 59.8 | 59.3 | 54.6 |
| Top Speed [km/h] | 65.5 | 65.7 | 61.8 | 60.7 | 60.5 | 60.8 | 61.1 | 55.4 |
| Avg. Dist. to Rail [m] | 14.7 | 5.2 | 4.5 | 4.4 | 3.8 | 3.6 | 5.2 | 4.9 |
| Avg. Stride Freq. [Hz] | 2.1 | 2.2 | 2.1 | 2.1 | 2.1 | 2.2 | 2.2 | 2.1 |
| Avg. Stride Length [m] | 6.8 | 8.0 | 7.9 | 7.9 | 7.8 | 7.7 | 7.6 | 7.2 |



- [] Ranking at each section and finish
- .-.- No data available at this section
- NA No data available



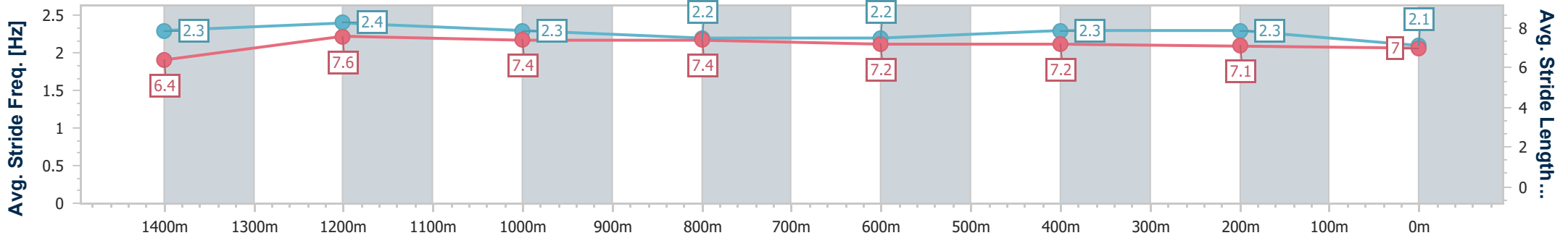
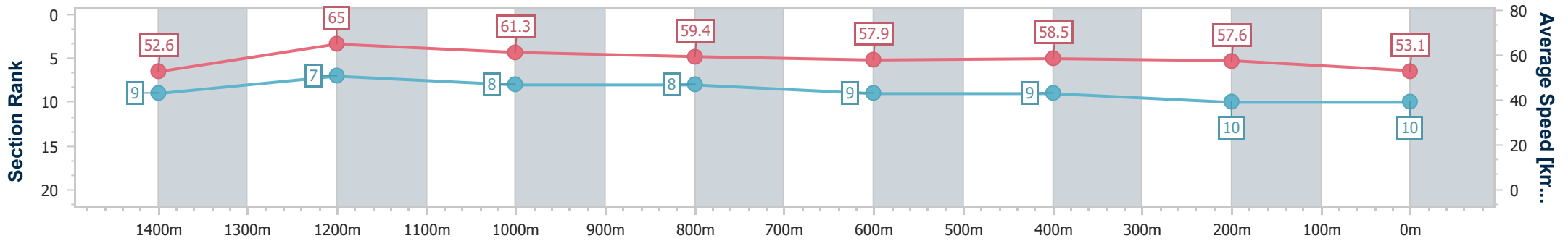
| | |
|--------------------------------|-----------------|
| Horse/Jockey Name | Napa Valley |
| Final Rank | 10 |
| Fastest Section Time (Section) | 0:11.12 (1400m) |
| Top Speed [km/h] (Section) | 66.8 (1400m) |
| Race State | Finished |



Sunshine Coast QLD Professional
 Race 3: OCEAN VIEWS RESORT Maiden Handicap - 1600m
 14 March 2025 - 18:55
 Track Rating: Soft 7, Weather: Fine, Rail Position: True



| Section | Overall | 1400m | 1200m | 1000m | 800m | 600m | 400m | 200m |
|------------------------|---------------------------|--------------------------|--------------------------|--------------------------|--------------------------|--------------------------|--------------------------|---------------------------|
| Section Times | 1:39.97 [10] (0:13.68) | 1:26.29 [9] (0:11.12) | 1:15.17 [7] (0:11.80) | 1:03.37 [8] (0:12.24) | 0:51.13 [8] (0:12.58) | 0:38.55 [9] (0:12.49) | 0:26.06 [9] (0:12.47) | 0:13.59 [10] (0:13.59) |
| Average Speed [km/h] | 52.6 | 65.0 | 61.3 | 59.4 | 57.9 | 58.5 | 57.6 | 53.1 |
| Top Speed [km/h] | 66.6 | 66.8 | 63.4 | 60.6 | 58.7 | 60.0 | 60.3 | 54.2 |
| Avg. Dist. to Rail [m] | 7.6 | 3.3 | 3.0 | 3.4 | 2.6 | 2.0 | 3.3 | 3.7 |
| Avg. Stride Freq. [Hz] | 2.3 | 2.4 | 2.3 | 2.2 | 2.2 | 2.3 | 2.3 | 2.1 |
| Avg. Stride Length [m] | 6.4 | 7.6 | 7.4 | 7.4 | 7.2 | 7.2 | 7.1 | 7.0 |



- [] Ranking at each section and finish
- .-.- No data available at this section
- NA No data available



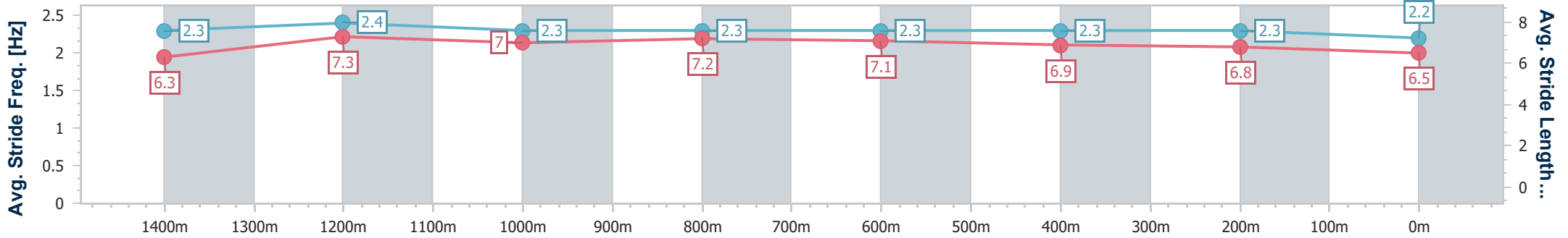
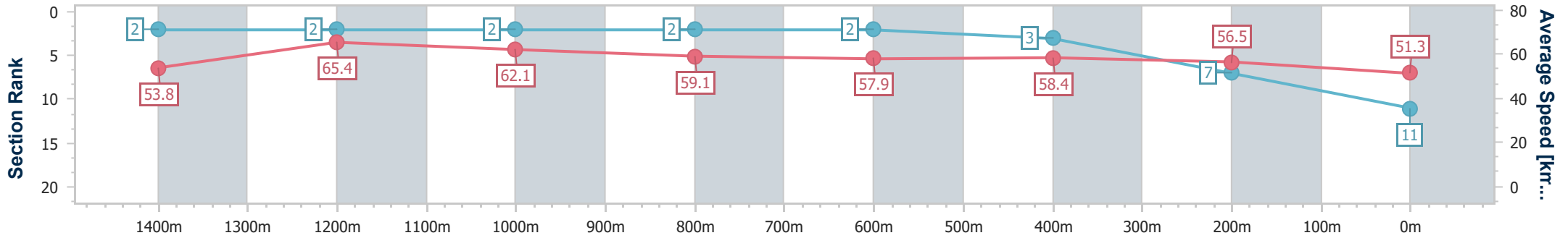
| | |
|--------------------------------|-----------------|
| Horse/Jockey Name | Silk Warrior |
| Final Rank | 11 |
| Fastest Section Time (Section) | 0:11.10 (1400m) |
| Top Speed [km/h] (Section) | 68.2 (Overall) |
| Race State | Finished |



Sunshine Coast QLD Professional
 Race 3: OCEAN VIEWS RESORT Maiden Handicap - 1600m
 14 March 2025 - 18:55
 Track Rating: Soft 7, Weather: Fine, Rail Position: True



| Section | Overall | 1400m | 1200m | 1000m | 800m | 600m | 400m | 200m |
|------------------------|---------------------------|--------------------------|--------------------------|--------------------------|--------------------------|--------------------------|--------------------------|--------------------------|
| Section Times | 1:40.26 [11] (0:13.36) | 1:26.90 [2] (0:11.10) | 1:15.80 [2] (0:11.68) | 1:04.12 [2] (0:12.23) | 0:51.89 [2] (0:12.60) | 0:39.29 [2] (0:12.47) | 0:26.82 [3] (0:12.74) | 0:14.08 [7] (0:14.08) |
| Average Speed [km/h] | 53.8 | 65.4 | 62.1 | 59.1 | 57.9 | 58.4 | 56.5 | 51.3 |
| Top Speed [km/h] | 68.2 | 68.0 | 64.2 | 60.8 | 58.3 | 59.4 | 57.5 | 54.6 |
| Avg. Dist. to Rail [m] | 13.2 | 6.0 | 3.4 | 3.1 | 2.0 | 2.0 | 2.5 | 2.4 |
| Avg. Stride Freq. [Hz] | 2.3 | 2.4 | 2.3 | 2.3 | 2.3 | 2.3 | 2.3 | 2.2 |
| Avg. Stride Length [m] | 6.3 | 7.3 | 7.0 | 7.2 | 7.1 | 6.9 | 6.8 | 6.5 |



- [] Ranking at each section and finish
- .-.- No data available at this section
- NA No data available



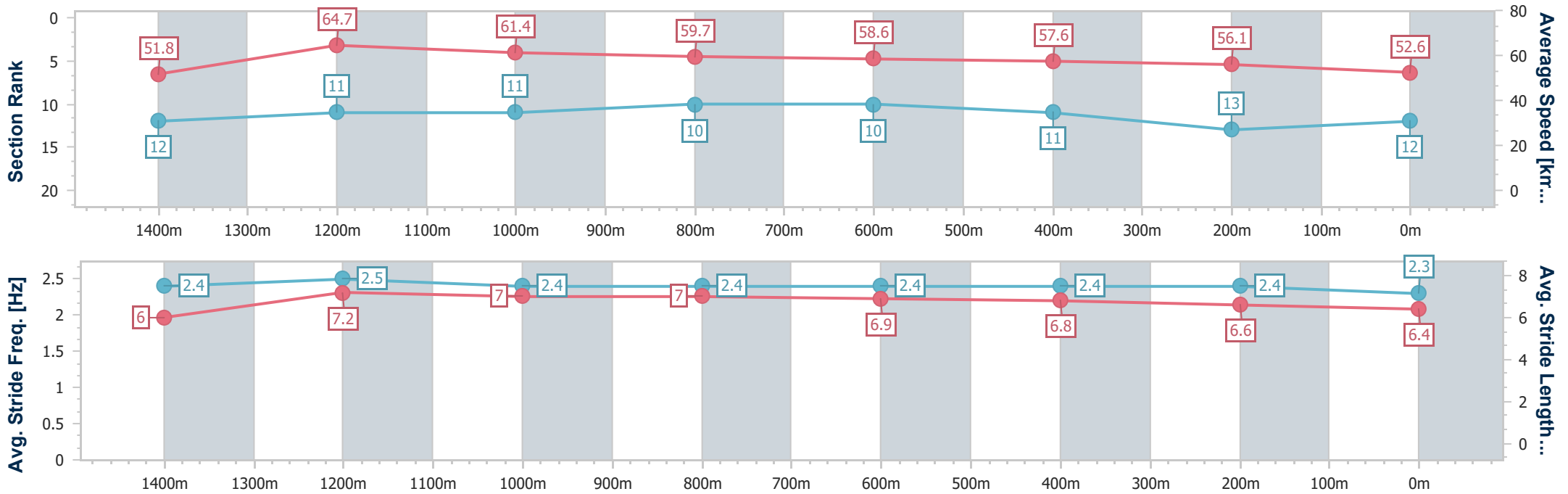
| | |
|--------------------------------|-----------------|
| Horse/Jockey Name | Kiss The Cosmos |
| Final Rank | 12 |
| Fastest Section Time (Section) | 0:11.16 (1400m) |
| Top Speed [km/h] (Section) | 66.0 (Overall) |
| Race State | Finished |



Sunshine Coast QLD Professional
 Race 3: OCEAN VIEWS RESORT Maiden Handicap - 1600m
 14 March 2025 - 18:55
 Track Rating: Soft 7, Weather: Fine, Rail Position: True



| Section | Overall | 1400m | 1200m | 1000m | 800m | 600m | 400m | 200m |
|------------------------|---------------------------|---------------------------|---------------------------|---------------------------|---------------------------|---------------------------|---------------------------|---------------------------|
| Section Times | 1:40.56 [12] (0:13.89) | 1:26.67 [12] (0:11.16) | 1:15.51 [11] (0:11.82) | 1:03.69 [11] (0:12.15) | 0:51.54 [10] (0:12.49) | 0:39.05 [10] (0:12.55) | 0:26.50 [11] (0:12.79) | 0:13.71 [13] (0:13.71) |
| Average Speed [km/h] | 51.8 | 64.7 | 61.4 | 59.7 | 58.6 | 57.6 | 56.1 | 52.6 |
| Top Speed [km/h] | 66.0 | 66.0 | 62.4 | 61.1 | 59.8 | 58.7 | 57.3 | 55.3 |
| Avg. Dist. to Rail [m] | 6.2 | 2.8 | 3.4 | 3.3 | 2.8 | 0.8 | 0.8 | 0.3 |
| Avg. Stride Freq. [Hz] | 2.4 | 2.5 | 2.4 | 2.4 | 2.4 | 2.4 | 2.4 | 2.3 |
| Avg. Stride Length [m] | 6.0 | 7.2 | 7.0 | 7.0 | 6.9 | 6.8 | 6.6 | 6.4 |



- [] Ranking at each section and finish
- .-.- No data available at this section
- NA No data available



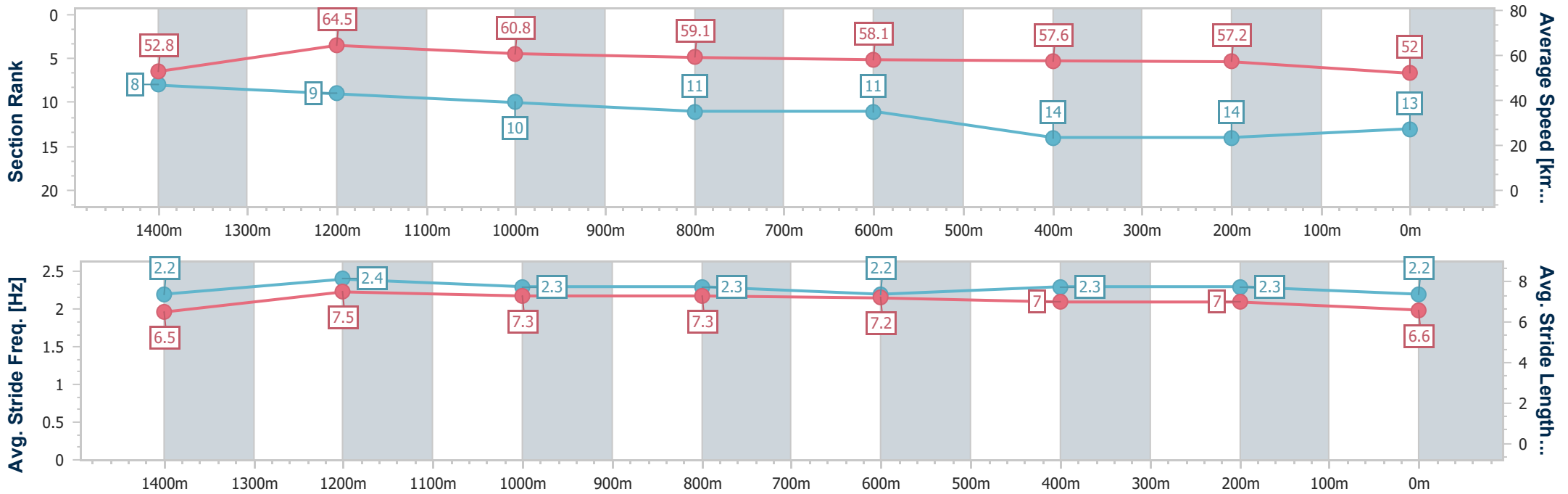
| | |
|--------------------------------|-----------------|
| Horse/Jockey Name | Yonaka |
| Final Rank | 13 |
| Fastest Section Time (Section) | 0:11.28 (1400m) |
| Top Speed [km/h] (Section) | 66.7 (1400m) |
| Race State | Finished |



Sunshine Coast QLD Professional
 Race 3: OCEAN VIEWS RESORT Maiden Handicap - 1600m
 14 March 2025 - 18:55
 Track Rating: Soft 7, Weather: Fine, Rail Position: True



| Section | Overall | 1400m | 1200m | 1000m | 800m | 600m | 400m | 200m |
|------------------------|---------------------------|--------------------------|--------------------------|---------------------------|---------------------------|---------------------------|---------------------------|---------------------------|
| Section Times | 1:40.71 [13] (0:13.64) | 1:27.07 [8] (0:11.28) | 1:15.79 [9] (0:11.94) | 1:03.85 [10] (0:12.23) | 0:51.62 [11] (0:12.62) | 0:39.00 [11] (0:12.57) | 0:26.43 [14] (0:12.62) | 0:13.81 [14] (0:13.81) |
| Average Speed [km/h] | 52.8 | 64.5 | 60.8 | 59.1 | 58.1 | 57.6 | 57.2 | 52.0 |
| Top Speed [km/h] | 65.0 | 66.7 | 63.0 | 60.3 | 59.1 | 59.2 | 59.2 | 55.2 |
| Avg. Dist. to Rail [m] | 9.7 | 5.1 | 3.8 | 3.2 | 2.5 | 1.3 | 2.9 | 3.6 |
| Avg. Stride Freq. [Hz] | 2.2 | 2.4 | 2.3 | 2.3 | 2.2 | 2.3 | 2.3 | 2.2 |
| Avg. Stride Length [m] | 6.5 | 7.5 | 7.3 | 7.3 | 7.2 | 7.0 | 7.0 | 6.6 |



- [] Ranking at each section and finish
- .-.- No data available at this section
- NA No data available



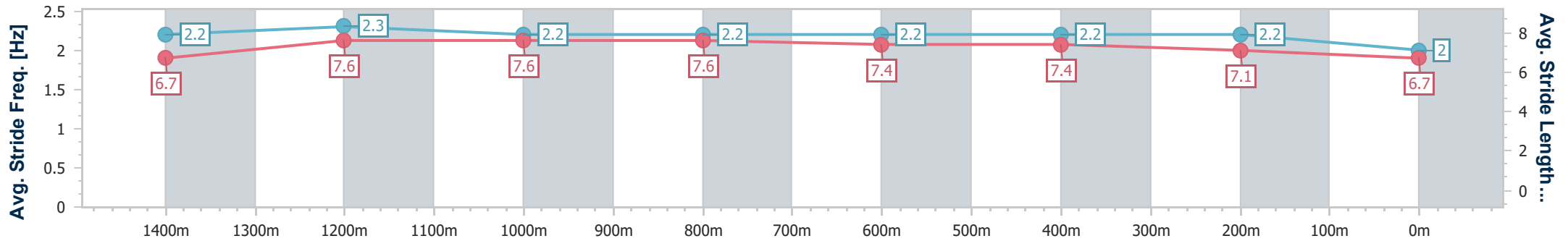
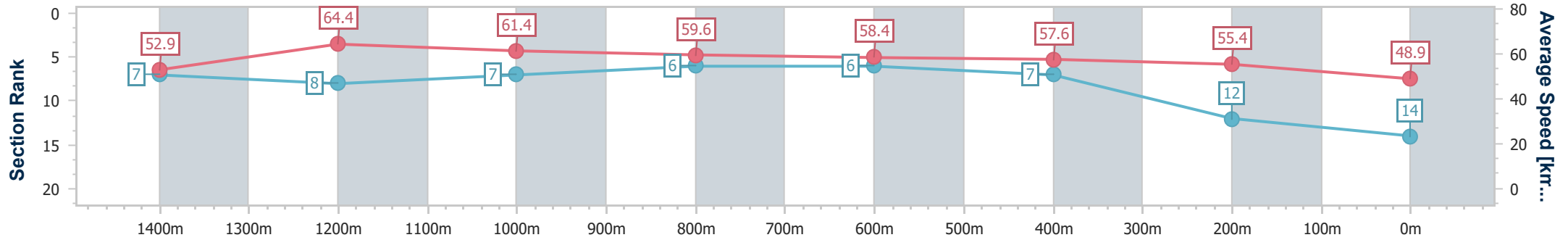
| | |
|--------------------------------|-----------------|
| Horse/Jockey Name | Flaming Maree |
| Final Rank | 14 |
| Fastest Section Time (Section) | 0:11.27 (1400m) |
| Top Speed [km/h] (Section) | 66.5 (Overall) |
| Race State | Finished |



Sunshine Coast QLD Professional
 Race 3: OCEAN VIEWS RESORT Maiden Handicap - 1600m
 14 March 2025 - 18:55
 Track Rating: Soft 7, Weather: Fine, Rail Position: True



| Section | Overall | 1400m | 1200m | 1000m | 800m | 600m | 400m | 200m |
|------------------------|---------------------------|--------------------------|--------------------------|--------------------------|--------------------------|--------------------------|--------------------------|---------------------------|
| Section Times | 1:41.48 [14] (0:13.59) | 1:27.89 [7] (0:11.27) | 1:16.62 [8] (0:11.73) | 1:04.89 [7] (0:12.12) | 0:52.77 [6] (0:12.51) | 0:40.26 [6] (0:12.56) | 0:27.70 [7] (0:13.00) | 0:14.70 [12] (0:14.70) |
| Average Speed [km/h] | 52.9 | 64.4 | 61.4 | 59.6 | 58.4 | 57.6 | 55.4 | 48.9 |
| Top Speed [km/h] | 66.5 | 65.6 | 62.4 | 61.1 | 58.6 | 58.5 | 57.1 | 52.9 |
| Avg. Dist. to Rail [m] | 4.8 | 2.8 | 2.5 | 2.5 | 1.7 | 0.7 | 1.3 | 1.9 |
| Avg. Stride Freq. [Hz] | 2.2 | 2.3 | 2.2 | 2.2 | 2.2 | 2.2 | 2.2 | 2.0 |
| Avg. Stride Length [m] | 6.7 | 7.6 | 7.6 | 7.6 | 7.4 | 7.4 | 7.1 | 6.7 |



- [] Ranking at each section and finish
- .-.- No data available at this section
- NA No data available



Sunshine Coast QLD Professional

Race 4: HAYMES BENCHMARK 62 Handicap - 1600m

14 March 2025 - 19:25



Track Rating: Soft 7, Weather: Fine, Rail Position: True

| Section | | Overall | 1400m | 1200m | 1000m | 800m | 600m | 400m | Last 600m | | | | | |
|-------------|---|----------------------|----------------------|----------------------|---------------------------|---------------------------|---------------------------|---------------------------|---------------------------|---------------------------|---------------------------|---------|-----|------------------------|
| Field Times | | 1:38.01 (0:13.62) | 1:24.39 (0:11.28) | 1:13.11 (0:11.91) | 1:01.20 (0:12.25) | 0:48.95 (0:12.36) | 0:36.59 (0:12.35) | 0:24.24 (0:11.79) | 0:36.59 | | | | | |
| Rank | TAB Horse/Jockey | Barrier | Top Speed [km/h] | Fastest Section | | | | | | | | | | Distance Travelled [m] |
| 1 | 3 CENTRAL PARK Cejay Graham | 7 | 63.2 | 0:11.57 | 1:38.01 [1] (0:14.24) | 1:23.77 [7] (0:11.81) | 1:11.96 [9] (0:11.66) | 1:00.30 [8] (0:12.24) | 0:48.06 [8] (0:12.19) | 0:35.87 [6] (0:11.85) | 0:24.02 [4] (0:11.57) | 0:35.87 | | |
| 2 | 11 HUSSY EMPRESS Justin Huxtable | 6 | 63.2 | 0:11.70 | 1:38.58 [2] (0:14.06) | 1:24.52 [5] (0:11.70) | 1:12.82 [7] (0:11.81) | 1:01.01 [5] (0:12.28) | 0:48.73 [6] (0:12.19) | 0:36.54 [4] (0:12.01) | 0:24.53 [6] (0:11.80) | 0:36.54 | +10 | |
| 3 | 8 FLY FIFER Montana Philpot | 10 | 65.9 | 0:11.35 | 1:38.61 [3] (0:13.62) | 1:24.99 [1] (0:11.35) | 1:13.64 [2] (0:11.91) | 1:01.73 [2] (0:12.26) | 0:49.47 [2] (0:12.40) | 0:37.07 [2] (0:12.28) | 0:24.79 [2] (0:11.95) | 0:37.07 | -5 | |
| 4 | 6 HOOKS Nikita Beriman | 1 | 65.3 | 0:11.20 | 1:38.87 [4] (0:13.70) | 1:25.17 [2] (0:11.20) | 1:13.97 [1] (0:11.91) | 1:02.06 [1] (0:12.25) | 0:49.81 [1] (0:12.36) | 0:37.45 [1] (0:12.35) | 0:25.10 [1] (0:12.09) | 0:37.45 | -8 | |
| 5 | 1 SINGER SARGENT Corey Sutherland | 5 | 63.5 | 0:11.60 | 1:38.98 [5] (0:14.41) | 1:24.57 [9] (0:11.60) | 1:12.97 [8] (0:11.91) | 1:01.06 [9] (0:12.13) | 0:48.93 [9] (0:12.16) | 0:36.77 [8] (0:12.00) | 0:24.77 [8] (0:11.93) | 0:36.77 | -7 | |
| 6 | 12 KENSHIN MARU Rob Thorburn | 4 | 63.4 | 0:11.65 | 1:39.08 [6] (0:14.10) | 1:24.98 [6] (0:11.65) | 1:13.33 [6] (0:11.87) | 1:01.46 [6] (0:12.29) | 0:49.17 [7] (0:12.33) | 0:36.84 [9] (0:11.90) | 0:24.94 [7] (0:12.00) | 0:36.84 | -5 | |
| 6 | 5 PARIS AFFAIR Kyle Wilson-Taylor | 2 | 64.6 | 0:11.46 | 1:39.08 [6] (0:13.80) | 1:25.28 [3] (0:11.46) | 1:13.82 [3] (0:11.95) | 1:01.87 [3] (0:12.33) | 0:49.54 [3] (0:12.30) | 0:37.24 [3] (0:12.10) | 0:25.14 [3] (0:12.05) | 0:37.24 | -8 | |
| 8 | 14 PATTI WAGGIN Anthony Allen | 3 | 64.4 | 0:11.63 | 1:39.30 [8] (0:13.92) | 1:25.38 [4] (0:11.63) | 1:13.75 [4] (0:11.92) | 1:01.83 [4] (0:12.23) | 0:49.60 [4] (0:12.50) | 0:37.10 [7] (0:12.07) | 0:25.03 [9] (0:12.16) | 0:37.10 | -7 | |
| 9 | 4 GOT YOURSELF A GUN Jag Guthmann-Chester | 8 | 66.1 | 0:11.42 | 1:39.38 [9] (0:14.31) | 1:25.07 [8] (0:11.42) | 1:13.65 [5] (0:11.91) | 1:01.74 [7] (0:12.14) | 0:49.60 [5] (0:12.32) | 0:37.28 [5] (0:11.92) | 0:25.36 [5] (0:12.14) | 0:37.28 | -9 | |
| 10 | 13 MERLIN'S MELODY Luke Dempsey | 9 | 64.7 | 0:11.69 | 1:39.56 [10] (0:14.46) | 1:25.10 [10] (0:11.69) | 1:13.41 [10] (0:12.00) | 1:01.41 [10] (0:12.26) | 0:49.15 [10] (0:12.42) | 0:36.73 [10] (0:12.19) | 0:24.54 [10] (0:12.07) | 0:36.73 | -7 | |

Scratched: West Cork (#2), Betathaneva (#10), Trapeze Torque (#7), Bauhaus (#9)

[] Ranking at each section and finish
 -:-:- No data available at this section
 NA No data available
 SCN Saddle cloth number
 DNF Did not finish
 DNT Did not track



Sunshine Coast QLD Professional
Race 4: HAYMES BENCHMARK 62 Handicap - 1600m
14 March 2025 - 19:25



Track Rating: Soft 7, Weather: Fine, Rail Position: True

| Section | | | | | | | 200m | | | Last 600m |
|-------------|-----|---------------------------|---------|------------------|-----------------|--------------|-----------|--|------------------------|-----------|
| Field Times | | | | | | | 0:12.45 | | | 0:36.59 |
| | | | | | | | (0:12.45) | | | |
| Rank | TAB | Horse/Jockey | Barrier | Top Speed [km/h] | Fastest Section | Margin | | | Distance Travelled [m] | |
| 1 | 3 | CENTRAL PARK | 7 | 63.2 | 0:11.57 | 0:12.45 [1] | 1:38.01 | | 0:35.87 | |
| | | Cejay Graham | | Overall | 400m | (0:12.45) | | | | |
| 2 | 11 | HUSSY EMPRESS | 6 | 63.2 | 0:11.70 | 0:12.73 [3] | 3.3L | | 0:36.54 +10 | |
| | | Justin Huxtable | | 600m | 1400m | (0:12.73) | | | | |
| 3 | 8 | FLY FIFER | 10 | 65.9 | 0:11.35 | 0:12.84 [2] | 3.5L | | 0:37.07 -5 | |
| | | Montana Philpot | | Overall | 1400m | (0:12.84) | | | | |
| 4 | 6 | HOOKS | 1 | 65.3 | 0:11.20 | 0:13.01 [4] | 5L | | 0:37.45 -8 | |
| | | Nikita Beriman | | 1400m | 1400m | (0:13.01) | | | | |
| 5 | 1 | SINGER SARGENT | 5 | 63.5 | 0:11.60 | 0:12.84 [6] | 5.5L | | 0:36.77 -7 | |
| | | Corey Sutherland | | Overall | 1400m | (0:12.84) | | | | |
| 6 | 12 | KENSHIN MARU | 4 | 63.4 | 0:11.65 | 0:12.94 [6] | 6L | | 0:36.84 -5 | |
| | | Rob Thorburn | | 1400m | 1400m | (0:12.94) | | | | |
| 6 | 5 | PARIS AFFAIR | 2 | 64.6 | 0:11.46 | 0:13.09 [5] | 6L | | 0:37.24 -8 | |
| | | Kyle Wilson-Taylor | | Overall | 1400m | (0:13.09) | | | | |
| 8 | 14 | PATTI WAGGIN | 3 | 64.4 | 0:11.63 | 0:12.87 [9] | 7.3L | | 0:37.10 -7 | |
| | | Anthony Allen | | Overall | 1400m | (0:12.87) | | | | |
| 9 | 4 | GOT YOURSELF A GUN | 8 | 66.1 | 0:11.42 | 0:13.22 [8] | 7.7L | | 0:37.28 -9 | |
| | | Jag Guthmann-Chester | | Overall | 1400m | (0:13.22) | | | | |
| 10 | 13 | MERLIN'S MELODY | 9 | 64.7 | 0:11.69 | 0:12.47 [10] | 8.7L | | 0:36.73 -7 | |
| | | Luke Dempsey | | 1400m | 1400m | (0:12.47) | | | | |

Scratched: West Cork (#2), Betathaneva (#10), Trapeze Torque (#7), Bauhaus (#9)

[] Ranking at each section and finish
 -:-:- No data available at this section
 NA No data available

SCN Saddle cloth number
 DNF Did not finish
 DNT Did not track



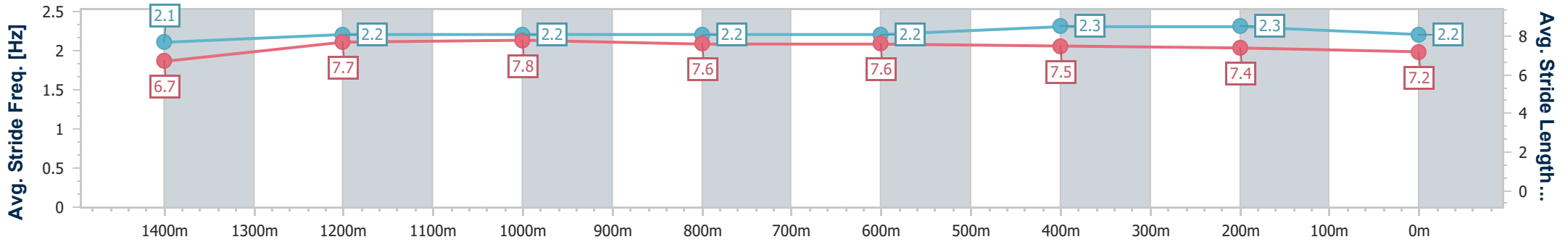
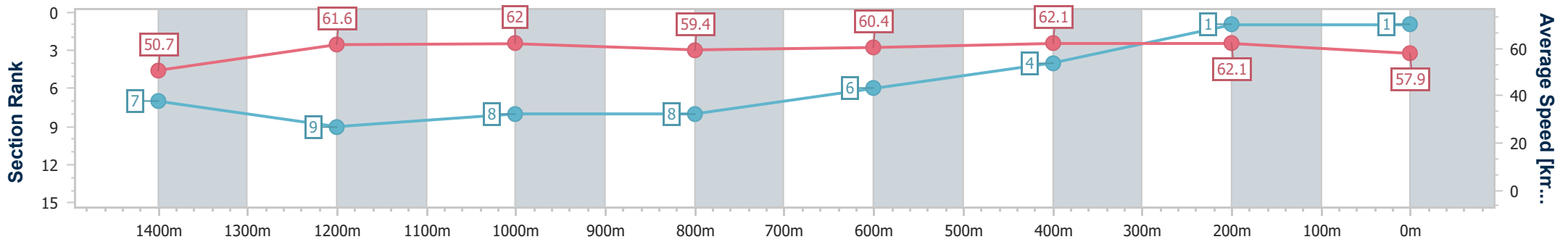
| | |
|--------------------------------|----------------|
| Horse/Jockey Name | Central Park |
| Final Rank | 1 |
| Fastest Section Time (Section) | 0:11.57 (400m) |
| Top Speed [km/h] (Section) | 63.2 (Overall) |
| Race State | Finished |



Sunshine Coast QLD Professional
 Race 4: HAYMES BENCHMARK 62 Handicap - 1600m
 14 March 2025 - 19:25
 Track Rating: Soft 7, Weather: Fine, Rail Position: True



| Section | Overall | 1400m | 1200m | 1000m | 800m | 600m | 400m | 200m |
|------------------------|--------------------------|--------------------------|--------------------------|--------------------------|--------------------------|--------------------------|--------------------------|--------------------------|
| Section Times | 1:38.01 [1] (0:14.24) | 1:23.77 [7] (0:11.81) | 1:11.96 [9] (0:11.66) | 1:00.30 [8] (0:12.24) | 0:48.06 [8] (0:12.19) | 0:35.87 [6] (0:11.85) | 0:24.02 [4] (0:11.57) | 0:12.45 [1] (0:12.45) |
| Average Speed [km/h] | 50.7 | 61.6 | 62.0 | 59.4 | 60.4 | 62.1 | 62.1 | 57.9 |
| Top Speed [km/h] | 63.2 | 62.6 | 62.7 | 61.8 | 61.8 | 62.4 | 62.8 | 60.8 |
| Avg. Dist. to Rail [m] | 10.3 | 5.2 | 4.7 | 4.3 | 3.8 | 3.5 | 6.5 | 5.8 |
| Avg. Stride Freq. [Hz] | 2.1 | 2.2 | 2.2 | 2.2 | 2.2 | 2.3 | 2.3 | 2.2 |
| Avg. Stride Length [m] | 6.7 | 7.7 | 7.8 | 7.6 | 7.6 | 7.5 | 7.4 | 7.2 |



- [] Ranking at each section and finish
- .-.- No data available at this section
- NA No data available



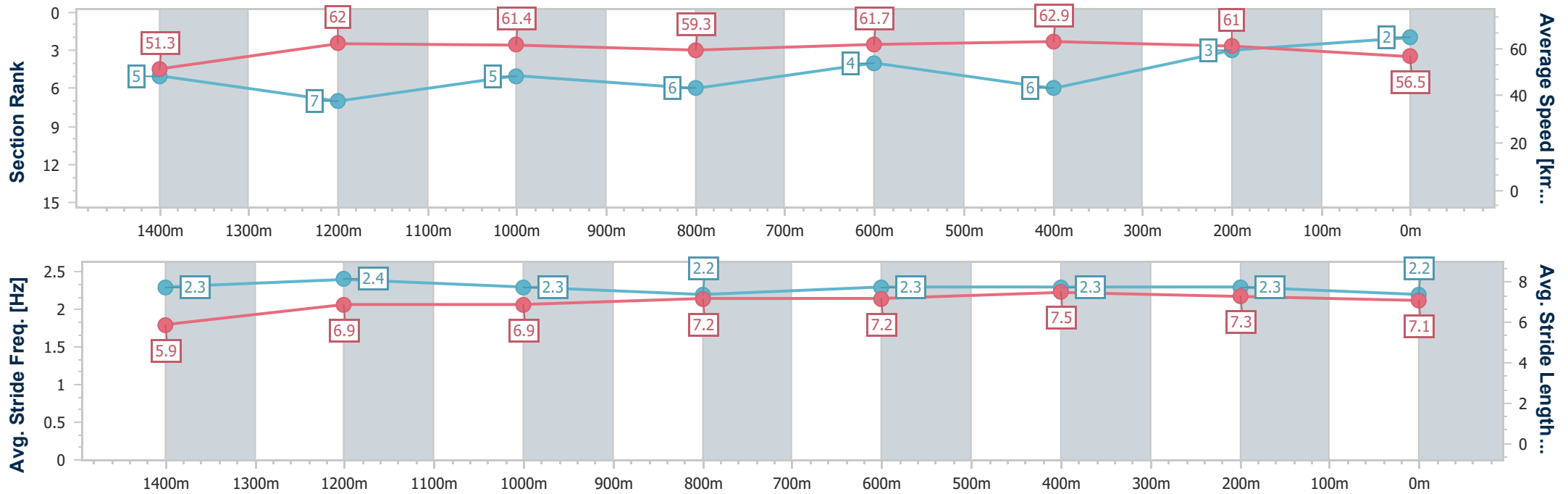
| | |
|--------------------------------|-----------------|
| Horse/Jockey Name | Hussy Empress |
| Final Rank | 2 |
| Fastest Section Time (Section) | 0:11.70 (1400m) |
| Top Speed [km/h] (Section) | 63.2 (600m) |
| Race State | Finished |



Sunshine Coast QLD Professional
 Race 4: HAYMES BENCHMARK 62 Handicap - 1600m
 14 March 2025 - 19:25
 Track Rating: Soft 7, Weather: Fine, Rail Position: True



| Section | Overall | 1400m | 1200m | 1000m | 800m | 600m | 400m | 200m | | | | | |
|------------------------|--------------------------|--------------------------|--------------------------|--------------------------|--------------------------|--------------------------|--------------------------|-------------|--|--|--|--|--|
| Section Times | 1:38.58 [2] (0:14.06) | 1:24.52 [5] (0:11.70) | 1:12.82 [7] (0:11.81) | 1:01.01 [5] (0:12.28) | 0:48.73 [6] (0:12.19) | 0:36.54 [4] (0:12.01) | 0:24.53 [6] (0:11.80) | 0:12.73 [3] | | | | | |
| Average Speed [km/h] | 51.3 | 62.0 | 61.4 | 59.3 | 61.7 | 62.9 | 61.0 | 56.5 | | | | | |
| Top Speed [km/h] | 62.6 | 63.0 | 61.8 | 61.8 | 62.3 | 63.2 | 62.2 | 59.4 | | | | | |
| Avg. Dist. to Rail [m] | 8.9 | 4.4 | 5.3 | 5.1 | 7.2 | 8.3 | 12.7 | 14.5 | | | | | |
| Avg. Stride Freq. [Hz] | 2.3 | 2.4 | 2.3 | 2.2 | 2.3 | 2.3 | 2.3 | 2.2 | | | | | |
| Avg. Stride Length [m] | 5.9 | 6.9 | 6.9 | 7.2 | 7.2 | 7.5 | 7.3 | 7.1 | | | | | |



- [] Ranking at each section and finish
- .-.- No data available at this section
- NA No data available



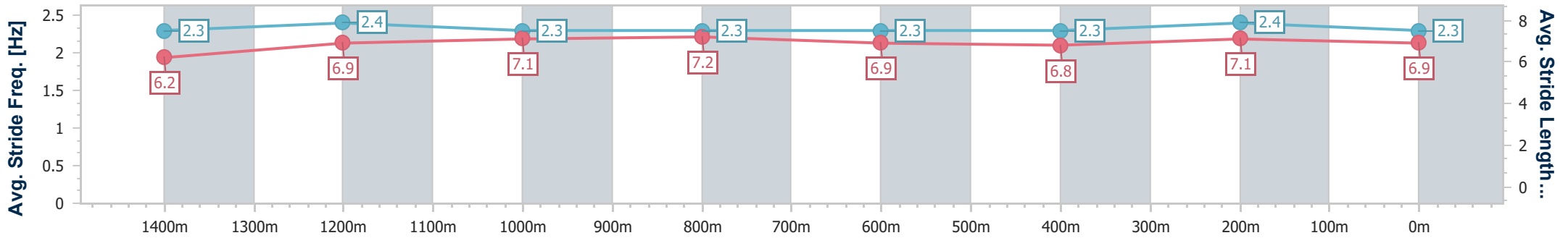
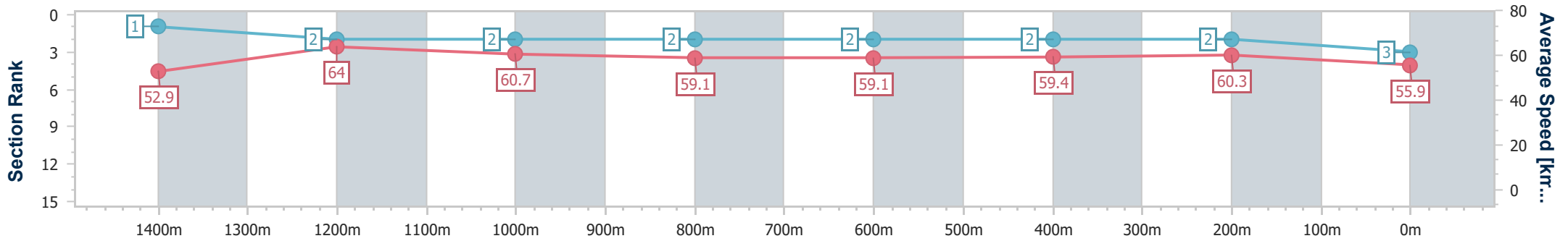
| | |
|--------------------------------|-----------------|
| Horse/Jockey Name | Fly Fifer |
| Final Rank | 3 |
| Fastest Section Time (Section) | 0:11.35 (1400m) |
| Top Speed [km/h] (Section) | 65.9 (Overall) |
| Race State | Finished |



Sunshine Coast QLD Professional
 Race 4: HAYMES BENCHMARK 62 Handicap - 1600m
 14 March 2025 - 19:25
 Track Rating: Soft 7, Weather: Fine, Rail Position: True



| Section | Overall | 1400m | 1200m | 1000m | 800m | 600m | 400m | 200m |
|------------------------|--------------------------|--------------------------|--------------------------|--------------------------|--------------------------|--------------------------|--------------------------|--------------------------|
| Section Times | 1:38.61 [3] (0:13.62) | 1:24.99 [1] (0:11.35) | 1:13.64 [2] (0:11.91) | 1:01.73 [2] (0:12.26) | 0:49.47 [2] (0:12.40) | 0:37.07 [2] (0:12.28) | 0:24.79 [2] (0:11.95) | 0:12.84 [2] (0:12.84) |
| Average Speed [km/h] | 52.9 | 64.0 | 60.7 | 59.1 | 59.1 | 59.4 | 60.3 | 55.9 |
| Top Speed [km/h] | 65.9 | 65.7 | 62.5 | 59.4 | 59.7 | 60.1 | 60.9 | 58.6 |
| Avg. Dist. to Rail [m] | 11.8 | 4.1 | 3.3 | 3.3 | 2.8 | 2.0 | 4.9 | 6.7 |
| Avg. Stride Freq. [Hz] | 2.3 | 2.4 | 2.3 | 2.3 | 2.3 | 2.3 | 2.4 | 2.3 |
| Avg. Stride Length [m] | 6.2 | 6.9 | 7.1 | 7.2 | 6.9 | 6.8 | 7.1 | 6.9 |



- [] Ranking at each section and finish
- .-.- No data available at this section
- NA No data available



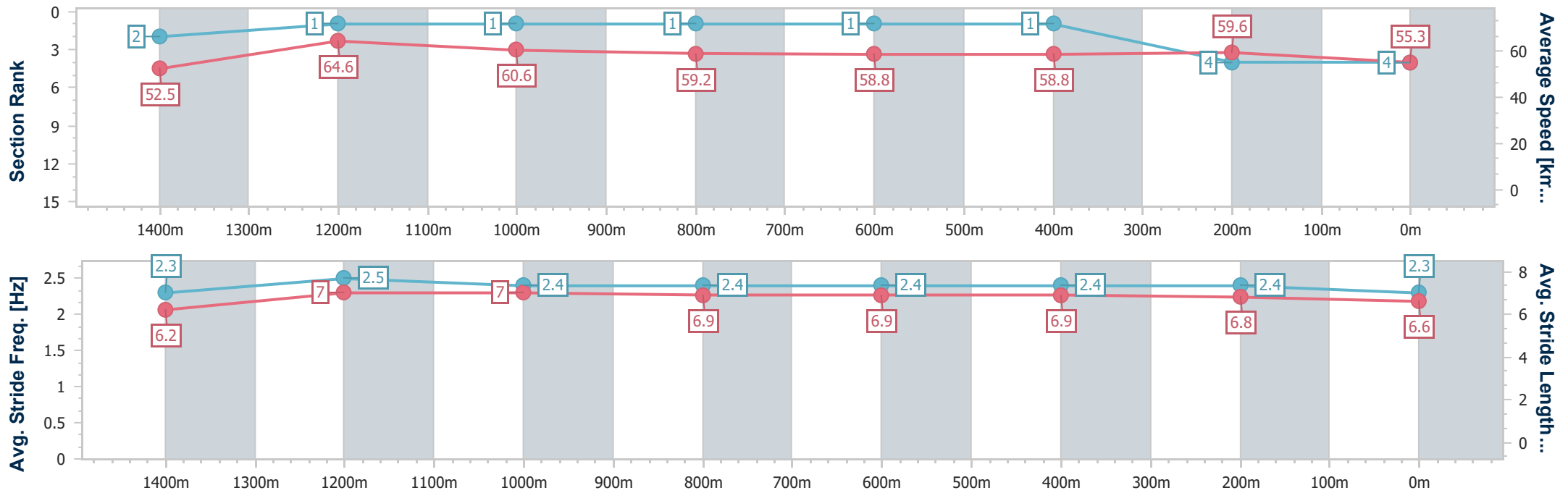
| | |
|--------------------------------|-----------------|
| Horse/Jockey Name | Hooks |
| Final Rank | 4 |
| Fastest Section Time (Section) | 0:11.20 (1400m) |
| Top Speed [km/h] (Section) | 65.3 (1400m) |
| Race State | Finished |



Sunshine Coast QLD Professional
 Race 4: HAYMES BENCHMARK 62 Handicap - 1600m
 14 March 2025 - 19:25
 Track Rating: Soft 7, Weather: Fine, Rail Position: True



| Section | Overall | 1400m | 1200m | 1000m | 800m | 600m | 400m | 200m |
|------------------------|--------------------------|--------------------------|--------------------------|--------------------------|--------------------------|--------------------------|--------------------------|--------------------------|
| Section Times | 1:38.87 [4] (0:13.70) | 1:25.17 [2] (0:11.20) | 1:13.97 [1] (0:11.91) | 1:02.06 [1] (0:12.25) | 0:49.81 [1] (0:12.36) | 0:37.45 [1] (0:12.35) | 0:25.10 [1] (0:12.09) | 0:13.01 [4] (0:13.01) |
| Average Speed [km/h] | 52.5 | 64.6 | 60.6 | 59.2 | 58.8 | 58.8 | 59.6 | 55.3 |
| Top Speed [km/h] | 64.8 | 65.3 | 62.3 | 60.0 | 59.2 | 59.7 | 59.9 | 58.5 |
| Avg. Dist. to Rail [m] | 4.7 | 2.2 | 2.3 | 2.5 | 2.1 | 1.3 | 3.8 | 4.8 |
| Avg. Stride Freq. [Hz] | 2.3 | 2.5 | 2.4 | 2.4 | 2.4 | 2.4 | 2.4 | 2.3 |
| Avg. Stride Length [m] | 6.2 | 7.0 | 7.0 | 6.9 | 6.9 | 6.9 | 6.8 | 6.6 |



- [] Ranking at each section and finish
- .-.- No data available at this section
- NA No data available



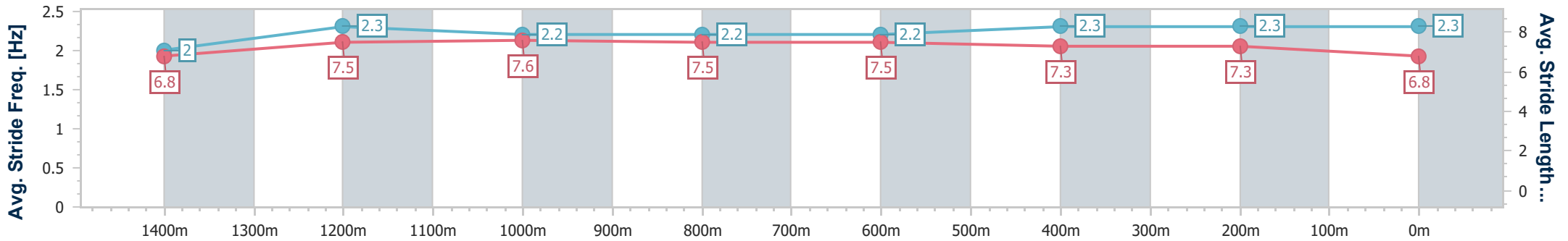
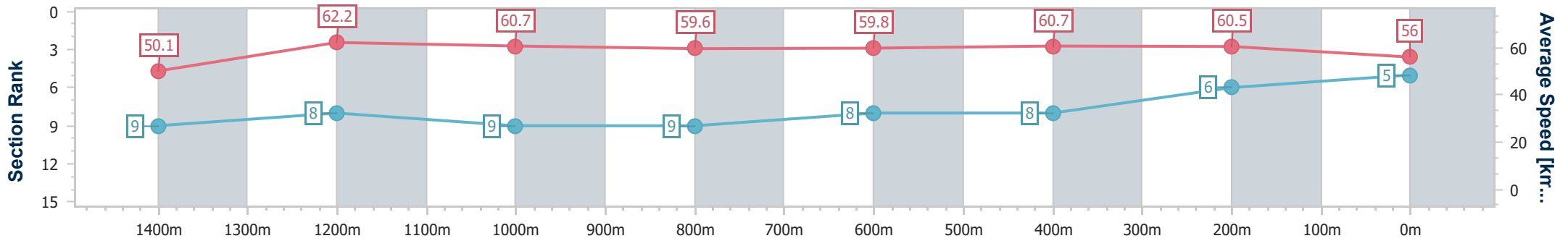
| | |
|--------------------------------|-----------------|
| Horse/Jockey Name | Singer Sargent |
| Final Rank | 5 |
| Fastest Section Time (Section) | 0:11.60 (1400m) |
| Top Speed [km/h] (Section) | 63.5 (Overall) |
| Race State | Finished |



Sunshine Coast QLD Professional
 Race 4: HAYMES BENCHMARK 62 Handicap - 1600m
 14 March 2025 - 19:25
 Track Rating: Soft 7, Weather: Fine, Rail Position: True



| Section | Overall | 1400m | 1200m | 1000m | 800m | 600m | 400m | 200m |
|------------------------|--------------------------|--------------------------|--------------------------|--------------------------|--------------------------|--------------------------|--------------------------|--------------------------|
| Section Times | 1:38.98 [5] (0:14.41) | 1:24.57 [9] (0:11.60) | 1:12.97 [8] (0:11.91) | 1:01.06 [9] (0:12.13) | 0:48.93 [9] (0:12.16) | 0:36.77 [8] (0:12.00) | 0:24.77 [8] (0:11.93) | 0:12.84 [6] (0:12.84) |
| Average Speed [km/h] | 50.1 | 62.2 | 60.7 | 59.6 | 59.8 | 60.7 | 60.5 | 56.0 |
| Top Speed [km/h] | 63.5 | 63.0 | 61.2 | 61.2 | 60.8 | 61.2 | 61.2 | 59.0 |
| Avg. Dist. to Rail [m] | 8.1 | 2.6 | 2.4 | 2.1 | 2.0 | 1.8 | 1.9 | 2.6 |
| Avg. Stride Freq. [Hz] | 2.0 | 2.3 | 2.2 | 2.2 | 2.2 | 2.3 | 2.3 | 2.3 |
| Avg. Stride Length [m] | 6.8 | 7.5 | 7.6 | 7.5 | 7.5 | 7.3 | 7.3 | 6.8 |



- [] Ranking at each section and finish
- .-.- No data available at this section
- NA No data available



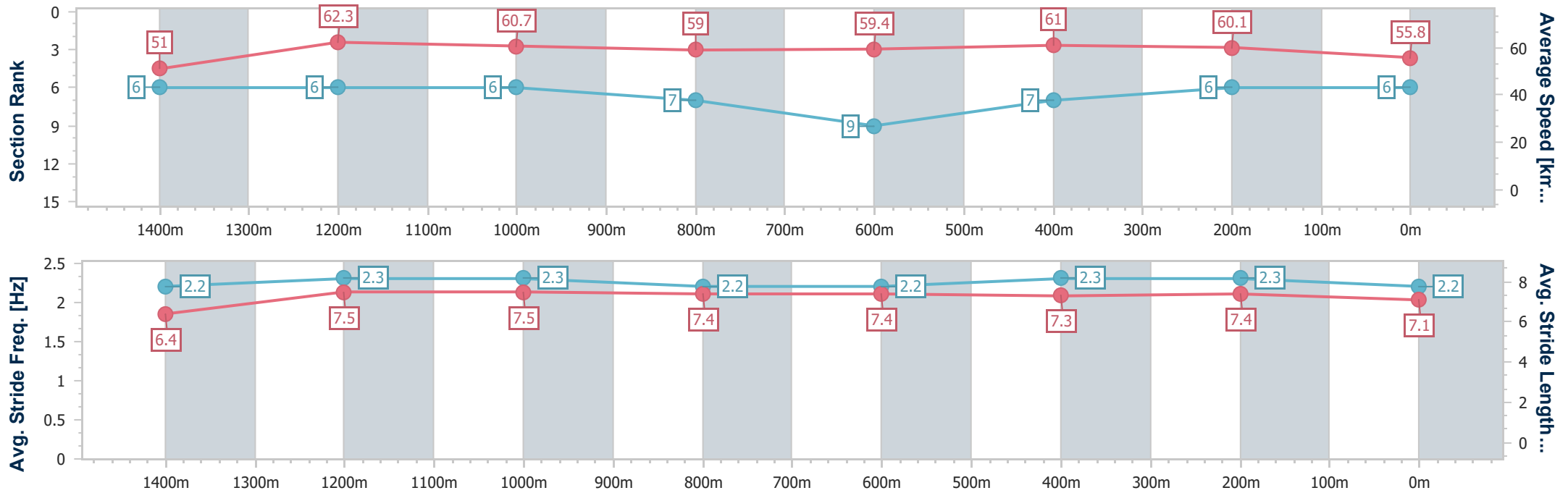
| | |
|--------------------------------|-----------------|
| Horse/Jockey Name | Kenshin Maru |
| Final Rank | 6 |
| Fastest Section Time (Section) | 0:11.65 (1400m) |
| Top Speed [km/h] (Section) | 63.4 (1400m) |
| Race State | Finished |



Sunshine Coast QLD Professional
 Race 4: HAYMES BENCHMARK 62 Handicap - 1600m
 14 March 2025 - 19:25
 Track Rating: Soft 7, Weather: Fine, Rail Position: True



| Section | Overall | 1400m | 1200m | 1000m | 800m | 600m | 400m | 200m |
|------------------------|--------------------------|--------------------------|--------------------------|--------------------------|--------------------------|--------------------------|--------------------------|--------------------------|
| Section Times | 1:39.08 [6] (0:14.10) | 1:24.98 [6] (0:11.65) | 1:13.33 [6] (0:11.87) | 1:01.46 [6] (0:12.29) | 0:49.17 [7] (0:12.33) | 0:36.84 [9] (0:11.90) | 0:24.94 [7] (0:12.00) | 0:12.94 [6] (0:12.94) |
| Average Speed [km/h] | 51.0 | 62.3 | 60.7 | 59.0 | 59.4 | 61.0 | 60.1 | 55.8 |
| Top Speed [km/h] | 62.6 | 63.4 | 61.3 | 60.6 | 60.8 | 61.9 | 61.4 | 58.5 |
| Avg. Dist. to Rail [m] | 7.5 | 2.9 | 3.2 | 3.3 | 2.7 | 1.7 | 3.5 | 4.1 |
| Avg. Stride Freq. [Hz] | 2.2 | 2.3 | 2.3 | 2.2 | 2.2 | 2.3 | 2.3 | 2.2 |
| Avg. Stride Length [m] | 6.4 | 7.5 | 7.5 | 7.4 | 7.4 | 7.3 | 7.4 | 7.1 |



- [] Ranking at each section and finish
- .-.- No data available at this section
- NA No data available



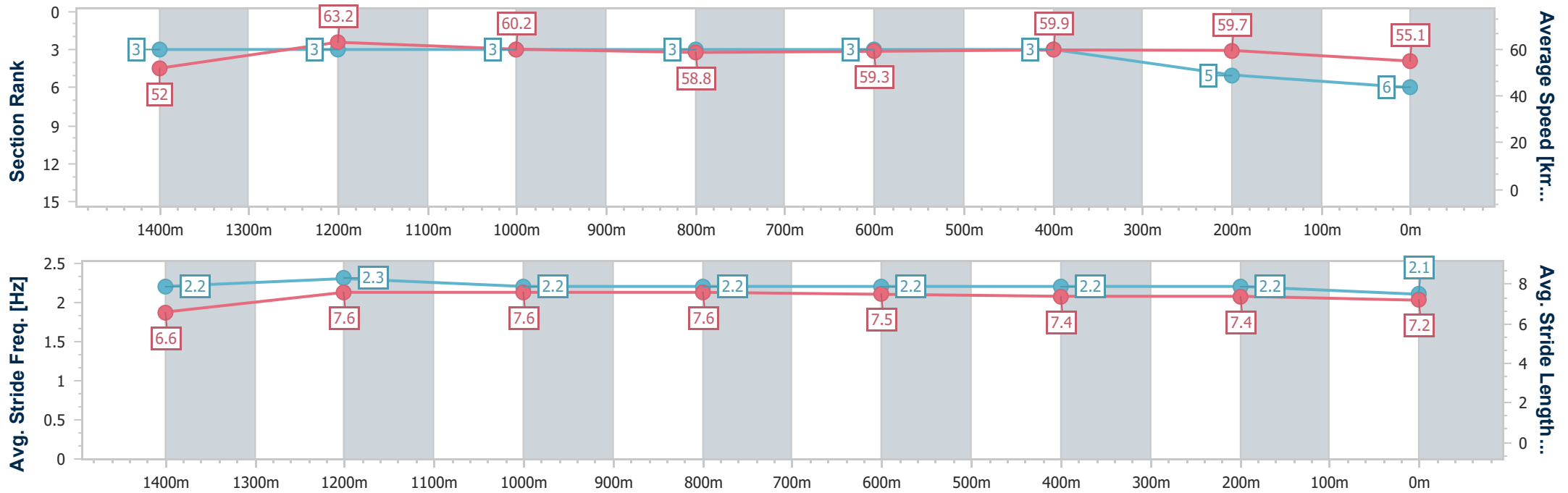
| | |
|--------------------------------|-----------------|
| Horse/Jockey Name | Paris Affair |
| Final Rank | 6 |
| Fastest Section Time (Section) | 0:11.46 (1400m) |
| Top Speed [km/h] (Section) | 64.6 (Overall) |
| Race State | Finished |



Sunshine Coast QLD Professional
 Race 4: HAYMES BENCHMARK 62 Handicap - 1600m
 14 March 2025 - 19:25
 Track Rating: Soft 7, Weather: Fine, Rail Position: True



| Section | Overall | 1400m | 1200m | 1000m | 800m | 600m | 400m | 200m |
|------------------------|--------------------------|--------------------------|--------------------------|--------------------------|--------------------------|--------------------------|--------------------------|--------------------------|
| Section Times | 1:39.08 [6] (0:13.80) | 1:25.28 [3] (0:11.46) | 1:13.82 [3] (0:11.95) | 1:01.87 [3] (0:12.33) | 0:49.54 [3] (0:12.30) | 0:37.24 [3] (0:12.10) | 0:25.14 [3] (0:12.05) | 0:13.09 [5] (0:13.09) |
| Average Speed [km/h] | 52.0 | 63.2 | 60.2 | 58.8 | 59.3 | 59.9 | 59.7 | 55.1 |
| Top Speed [km/h] | 64.6 | 64.4 | 61.6 | 59.6 | 59.9 | 60.6 | 60.8 | 58.4 |
| Avg. Dist. to Rail [m] | 6.0 | 2.4 | 2.6 | 3.3 | 1.7 | 1.5 | 4.7 | 6.5 |
| Avg. Stride Freq. [Hz] | 2.2 | 2.3 | 2.2 | 2.2 | 2.2 | 2.2 | 2.2 | 2.1 |
| Avg. Stride Length [m] | 6.6 | 7.6 | 7.6 | 7.6 | 7.5 | 7.4 | 7.4 | 7.2 |



- [] Ranking at each section and finish
- .-.- No data available at this section
- NA No data available



| | |
|--------------------------------|-----------------|
| Horse/Jockey Name | Patti Waggin |
| Final Rank | 8 |
| Fastest Section Time (Section) | 0:11.63 (1400m) |
| Top Speed [km/h] (Section) | 64.4 (Overall) |
| Race State | Finished |



Sunshine Coast QLD Professional

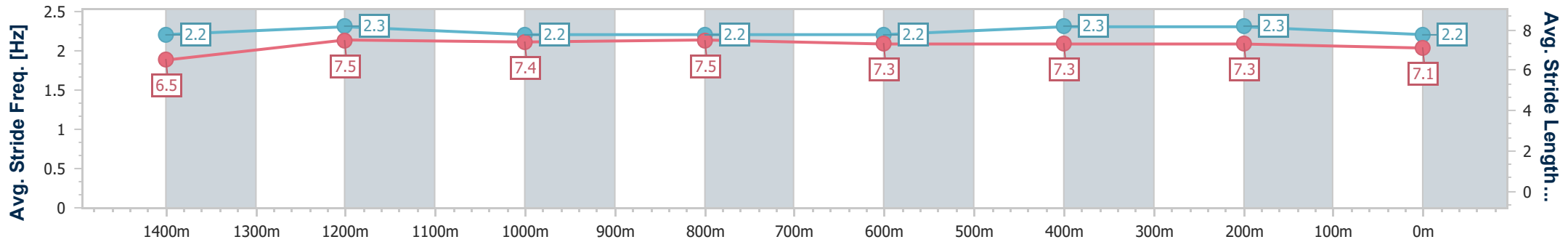
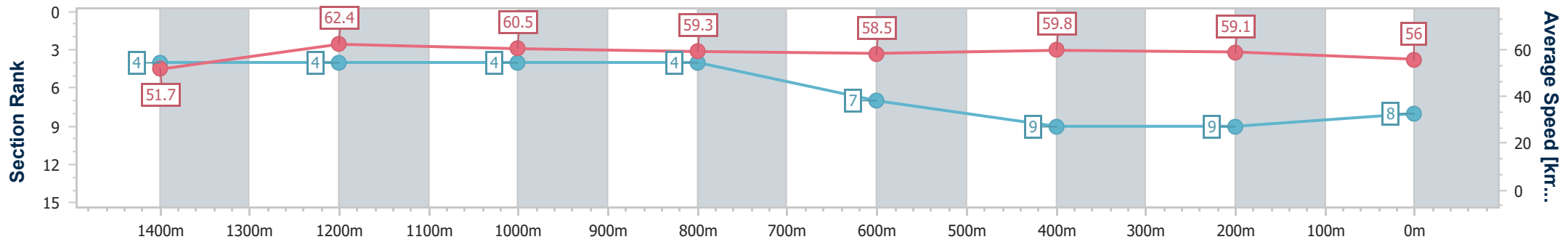
Race 4: HAYMES BENCHMARK 62 Handicap - 1600m



14 March 2025 - 19:25

Track Rating: Soft 7, Weather: Fine, Rail Position: True

| Section | Overall | 1400m | 1200m | 1000m | 800m | 600m | 400m | 200m |
|------------------------|--------------------------|--------------------------|--------------------------|--------------------------|--------------------------|--------------------------|--------------------------|--------------------------|
| Section Times | 1:39.30 [8] (0:13.92) | 1:25.38 [4] (0:11.63) | 1:13.75 [4] (0:11.92) | 1:01.83 [4] (0:12.23) | 0:49.60 [4] (0:12.50) | 0:37.10 [7] (0:12.07) | 0:25.03 [9] (0:12.16) | 0:12.87 [9] (0:12.87) |
| Average Speed [km/h] | 51.7 | 62.4 | 60.5 | 59.3 | 58.5 | 59.8 | 59.1 | 56.0 |
| Top Speed [km/h] | 64.4 | 63.1 | 62.4 | 60.0 | 59.5 | 60.4 | 60.4 | 58.0 |
| Avg. Dist. to Rail [m] | 6.9 | 3.4 | 3.3 | 3.4 | 2.5 | 0.3 | 3.4 | 5.2 |
| Avg. Stride Freq. [Hz] | 2.2 | 2.3 | 2.2 | 2.2 | 2.2 | 2.3 | 2.3 | 2.2 |
| Avg. Stride Length [m] | 6.5 | 7.5 | 7.4 | 7.5 | 7.3 | 7.3 | 7.3 | 7.1 |



- [] Ranking at each section and finish
- .-.- No data available at this section
- NA No data available



| | |
|--------------------------------|--------------------|
| Horse/Jockey Name | Got Yourself A Gun |
| Final Rank | 9 |
| Fastest Section Time (Section) | 0:11.42 (1400m) |
| Top Speed [km/h] (Section) | 66.1 (Overall) |
| Race State | Finished |



Sunshine Coast QLD Professional

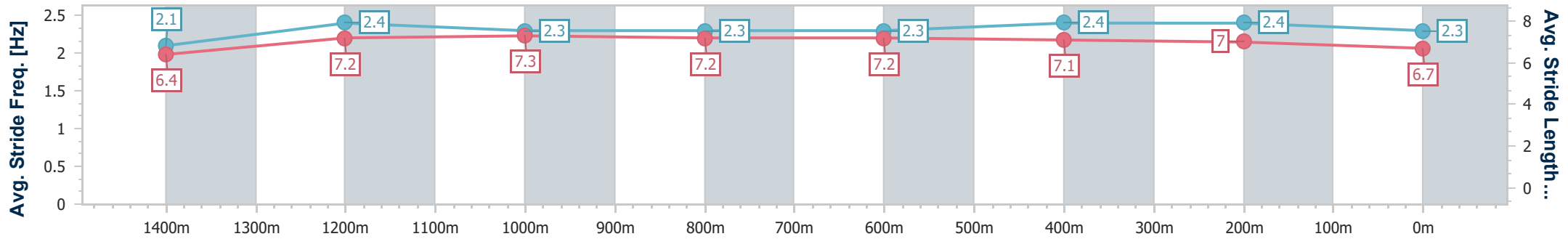
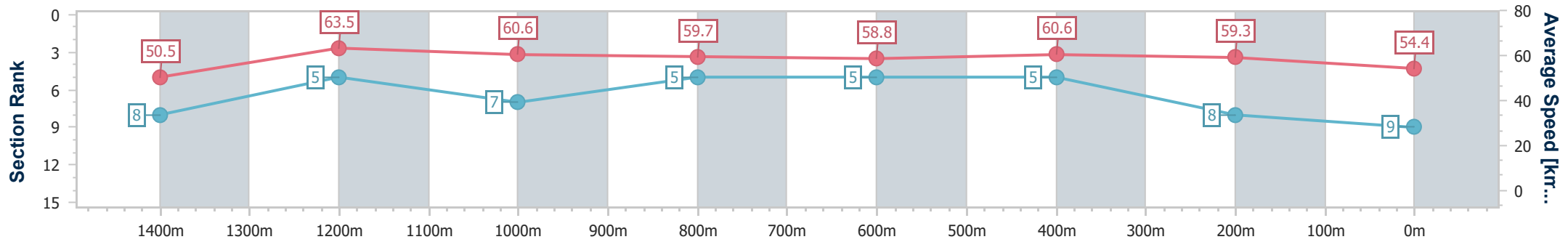
Race 4: HAYMES BENCHMARK 62 Handicap - 1600m



14 March 2025 - 19:25

Track Rating: Soft 7, Weather: Fine, Rail Position: True

| Section | Overall | 1400m | 1200m | 1000m | 800m | 600m | 400m | 200m |
|------------------------|--------------------------|--------------------------|--------------------------|--------------------------|--------------------------|--------------------------|--------------------------|--------------------------|
| Section Times | 1:39.38 [9] (0:14.31) | 1:25.07 [8] (0:11.42) | 1:13.65 [5] (0:11.91) | 1:01.74 [7] (0:12.14) | 0:49.60 [5] (0:12.32) | 0:37.28 [5] (0:11.92) | 0:25.36 [5] (0:12.14) | 0:13.22 [8] (0:13.22) |
| Average Speed [km/h] | 50.5 | 63.5 | 60.6 | 59.7 | 58.8 | 60.6 | 59.3 | 54.4 |
| Top Speed [km/h] | 66.1 | 65.3 | 61.1 | 60.9 | 60.6 | 60.7 | 60.2 | 57.6 |
| Avg. Dist. to Rail [m] | 9.3 | 2.1 | 2.6 | 3.0 | 1.2 | 0.3 | 1.5 | 2.7 |
| Avg. Stride Freq. [Hz] | 2.1 | 2.4 | 2.3 | 2.3 | 2.3 | 2.4 | 2.4 | 2.3 |
| Avg. Stride Length [m] | 6.4 | 7.2 | 7.3 | 7.2 | 7.2 | 7.1 | 7.0 | 6.7 |



- [] Ranking at each section and finish
- .-.-.- No data available at this section
- NA No data available



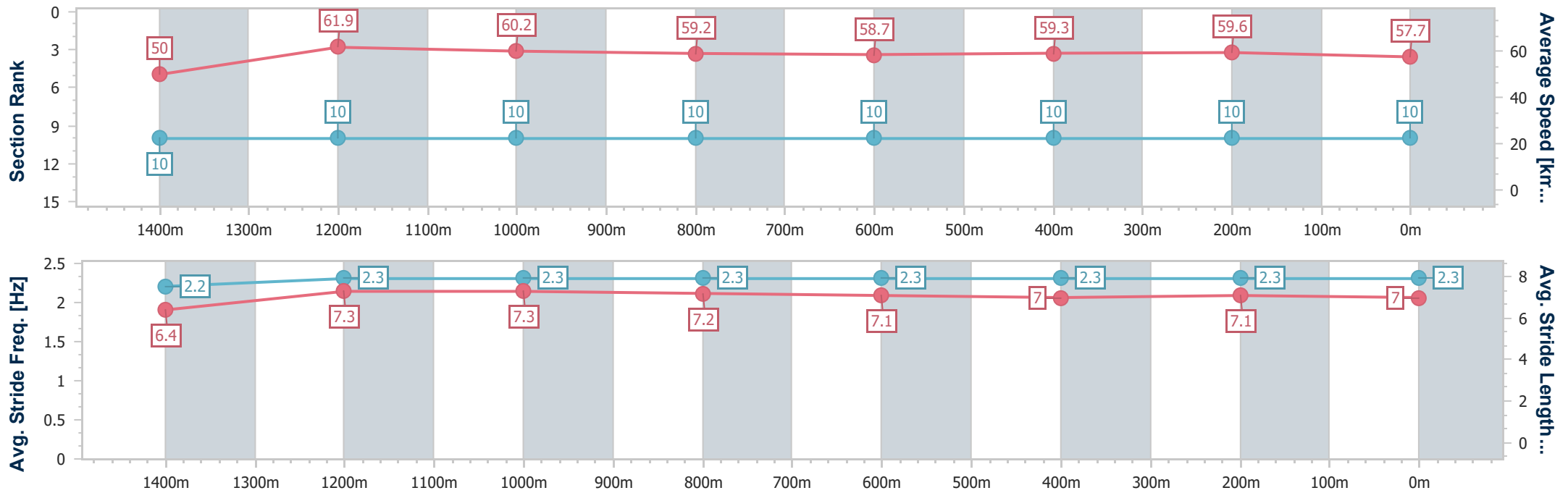
| | |
|--------------------------------|-----------------|
| Horse/Jockey Name | Merlin's Melody |
| Final Rank | 10 |
| Fastest Section Time (Section) | 0:11.69 (1400m) |
| Top Speed [km/h] (Section) | 64.7 (1400m) |
| Race State | Finished |



Sunshine Coast QLD Professional
 Race 4: HAYMES BENCHMARK 62 Handicap - 1600m
 14 March 2025 - 19:25
 Track Rating: Soft 7, Weather: Fine, Rail Position: True



| Section | Overall | 1400m | 1200m | 1000m | 800m | 600m | 400m | 200m |
|------------------------|---------------------------|---------------------------|---------------------------|---------------------------|---------------------------|---------------------------|---------------------------|---------------------------|
| Section Times | 1:39.56 [10] (0:14.46) | 1:25.10 [10] (0:11.69) | 1:13.41 [10] (0:12.00) | 1:01.41 [10] (0:12.26) | 0:49.15 [10] (0:12.42) | 0:36.73 [10] (0:12.19) | 0:24.54 [10] (0:12.07) | 0:12.47 [10] (0:12.47) |
| Average Speed [km/h] | 50.0 | 61.9 | 60.2 | 59.2 | 58.7 | 59.3 | 59.6 | 57.7 |
| Top Speed [km/h] | 64.1 | 64.7 | 60.9 | 61.1 | 59.5 | 60.6 | 60.6 | 59.5 |
| Avg. Dist. to Rail [m] | 10.5 | 3.2 | 3.2 | 3.2 | 2.2 | 0.5 | 4.7 | 7.0 |
| Avg. Stride Freq. [Hz] | 2.2 | 2.3 | 2.3 | 2.3 | 2.3 | 2.3 | 2.3 | 2.3 |
| Avg. Stride Length [m] | 6.4 | 7.3 | 7.3 | 7.2 | 7.1 | 7.0 | 7.1 | 7.0 |



- [] Ranking at each section and finish
- .-.- No data available at this section
- NA No data available



Sunshine Coast QLD Professional

Race 5: DULUX Class 1 Handicap - 1400m

14 March 2025 - 19:58



Track Rating: Soft 7, Weather: Fine, Rail Position: True

| Section | | | | | | | | | | | | Last 600m | |
|-------------|-----|---|----------------------|----------------------|----------------------|---------------------------|---------------------------|---------------------------|---------------------------|---------------------------|---------------------------|------------------------|---------|
| Field Times | | Overall | 1200m | 1000m | 800m | 600m | 400m | | | | | | 0:36.13 |
| | | 1:25.87 (0:13.93) | 1:11.94 (0:11.52) | 1:00.42 (0:12.13) | 0:48.29 (0:12.16) | 0:36.13 (0:11.84) | 0:24.29 (0:11.80) | | | | | | |
| Rank | TAB | Horse/Jockey | Barrier | Top Speed [km/h] | Fastest Section | Overall | 1200m | 1000m | 800m | 600m | 400m | Distance Travelled [m] | |
| 1 | 2 | CRACKENTHORPE Dan McGillivray | 11 | 64.9 | 0:11.52 | 1:25.87 [1] (0:13.93) | 1:11.94 [1] (0:11.52) | 1:00.42 [1] (0:12.13) | 0:48.29 [1] (0:12.16) | 0:36.13 [1] (0:11.84) | 0:24.29 [1] (0:11.80) | 0:36.13 | |
| 2 | 10 | MISTING Justin Huxtable | 8 | 64.6 | 0:11.34 | 1:26.21 [2] (0:14.64) | 1:11.57 [9] (0:11.75) | 0:59.82 [10] (0:12.29) | 0:47.53 [9] (0:12.35) | 0:35.18 [10] (0:11.58) | 0:23.60 [10] (0:11.34) | 0:35.18 | +7 |
| 3 | 19 | TOUCHOFCLASS Mark Du Plessis | 1 | 64.2 | 0:11.61 | 1:26.26 [3] (0:14.48) | 1:11.78 [7] (0:11.61) | 1:00.17 [6] (0:12.18) | 0:47.99 [6] (0:12.22) | 0:35.77 [5] (0:11.68) | 0:24.09 [5] (0:11.64) | 0:35.77 | -1 |
| 4 | 14 | SUPRENDRE Jag Guthmann-Chester | 7 | 64.7 | 0:11.64 | 1:26.36 [4] (0:14.06) | 1:12.30 [2] (0:11.64) | 1:00.66 [3] (0:12.17) | 0:48.49 [3] (0:12.24) | 0:36.25 [3] (0:11.73) | 0:24.52 [2] (0:11.89) | 0:36.25 | +0 |
| 5 | 4 | NOTACLUEHOWORWHO Nikita Beriman | 10 | 64.4 | 0:11.54 | 1:26.38 [5] (0:14.18) | 1:12.20 [5] (0:11.54) | 1:00.66 [4] (0:12.19) | 0:48.47 [4] (0:12.27) | 0:36.20 [4] (0:11.86) | 0:24.34 [4] (0:11.67) | 0:36.20 | +5 |
| 6 | 8 | CHANGE THE DEEL Cody Collis | 3 | 63.8 | 0:11.59 | 1:26.45 [6] (0:14.53) | 1:11.92 [8] (0:11.75) | 1:00.17 [8] (0:12.43) | 0:47.74 [10] (0:12.13) | 0:35.61 [9] (0:11.59) | 0:24.02 [7] (0:11.63) | 0:35.61 | +1 |
| 7 | 5 | TRAPEZE TORQUE Jaden Lloyd | 4 | 63.6 | 0:11.55 | 1:26.49 [7] (0:14.69) | 1:11.80 [10] (0:11.70) | 1:00.10 [9] (0:12.19) | 0:47.91 [8] (0:12.21) | 0:35.70 [8] (0:11.68) | 0:24.02 [9] (0:11.55) | 0:35.70 | +1 |
| 8 | 1 | RICH AGAIN Kyle Wilson-Taylor | 2 | 64.0 | 0:11.64 | 1:26.90 [8] (0:14.17) | 1:12.73 [3] (0:11.84) | 1:00.89 [5] (0:12.22) | 0:48.67 [5] (0:12.29) | 0:36.38 [6] (0:11.77) | 0:24.61 [6] (0:11.64) | 0:36.38 | +4 |
| 9 | 7 | ZIMO Boris Thornton | 9 | 65.1 | 0:11.49 | 1:26.93 [9] (0:14.17) | 1:12.76 [4] (0:11.49) | 1:01.27 [2] (0:12.18) | 0:49.09 [2] (0:12.11) | 0:36.98 [2] (0:12.06) | 0:24.92 [3] (0:11.78) | 0:36.98 | +2 |
| 10 | 3 | MR CALEB Montana Philpot | 5 | 63.8 | 0:11.78 | 1:27.38 [10] (0:14.30) | 1:13.08 [6] (0:11.80) | 1:01.28 [7] (0:12.21) | 0:49.07 [7] (0:12.22) | 0:36.85 [7] (0:11.91) | 0:24.94 [8] (0:11.78) | 0:36.85 | +5 |

Scratched: Planned Encounter (#18), Like Smoke (#12), Itza Motza (#9), Tuqiri (#17), La Cometa (#11), Chemiosmosis (#15), Bauhaus (#6), Strong Martini (#13), Monopoly Girl (#16)

[] Ranking at each section and finish
 -:-:- No data available at this section
 NA No data available

SCN Saddle cloth number
 DNF Did not finish
 DNT Did not track



Sunshine Coast QLD Professional

Race 5: DULUX Class 1 Handicap - 1400m

14 March 2025 - 19:58



Track Rating: Soft 7, Weather: Fine, Rail Position: True

| Section | | | | | | | 200m | | | Last 600m |
|-------------|-----|-------------------------|---------|------------------|-----------------|--------------|-----------|--|------------------------|-----------|
| Field Times | | | | | | | 0:12.49 | | | 0:36.13 |
| | | | | | | | (0:12.49) | | | |
| Rank | TAB | Horse/Jockey | Barrier | Top Speed [km/h] | Fastest Section | Margin | | | Distance Travelled [m] | |
| 1 | 2 | CRACKENTHORPE | 11 | 64.9 | 0:11.52 | 0:12.49 [1] | 1:25.87 | | 0:36.13 | |
| | | Dan McGillivray | | Overall | 1200m | (0:12.49) | | | | |
| 2 | 10 | MISTING | 8 | 64.6 | 0:11.34 | 0:12.26 [7] | 2L | | 0:35.18 +7 | |
| | | Justin Huxtable | | 600m | 400m | (0:12.26) | | | | |
| 3 | 19 | TOUCHOFCLASS | 1 | 64.2 | 0:11.61 | 0:12.45 [5] | 2.2L | | 0:35.77 -1 | |
| | | Mark Du Plessis | | 1200m | 1200m | (0:12.45) | | | | |
| 4 | 14 | SUPRENDRE | 7 | 64.7 | 0:11.64 | 0:12.63 [3] | 2.7L | | 0:36.25 +0 | |
| | | Jag Guthmann-Chester | | Overall | 1200m | (0:12.63) | | | | |
| 5 | 4 | NOTACLUEHOWORWHO | 10 | 64.4 | 0:11.54 | 0:12.67 [2] | 2.8L | | 0:36.20 +5 | |
| | | Nikita Beriman | | 1200m | 1200m | (0:12.67) | | | | |
| 6 | 8 | CHANGE THE DEEL | 3 | 63.8 | 0:11.59 | 0:12.39 [9] | 3.1L | | 0:35.61 +1 | |
| | | Cody Collis | | 1200m | 600m | (0:12.39) | | | | |
| 7 | 5 | TRAPEZE TORQUE | 4 | 63.6 | 0:11.55 | 0:12.47 [8] | 3.3L | | 0:35.70 +1 | |
| | | Jaden Lloyd | | 1200m | 400m | (0:12.47) | | | | |
| 8 | 1 | RICH AGAIN | 2 | 64.0 | 0:11.64 | 0:12.97 [6] | 5.6L | | 0:36.38 +4 | |
| | | Kyle Wilson-Taylor | | Overall | 400m | (0:12.97) | | | | |
| 9 | 7 | ZIMO | 9 | 65.1 | 0:11.49 | 0:13.14 [4] | 5.8L | | 0:36.98 +2 | |
| | | Boris Thornton | | 1200m | 1200m | (0:13.14) | | | | |
| 10 | 3 | MR CALEB | 5 | 63.8 | 0:11.78 | 0:13.16 [10] | 8.3L | | 0:36.85 +5 | |
| | | Montana Philpot | | Overall | 400m | (0:13.16) | | | | |

Scratched: Planned Encounter (#18), Like Smoke (#12), Itza Motza (#9), Tuqiri (#17), La Cometa (#11), Chemiosmosis (#15), Bauhaus (#6), Strong Martini (#13), Monopoly Girl (#16)

[] Ranking at each section and finish
 -:-:- No data available at this section
 NA No data available

SCN Saddle cloth number
 DNF Did not finish
 DNT Did not track



| | |
|--------------------------------|-----------------|
| Horse/Jockey Name | Crackenthorpe |
| Final Rank | 1 |
| Fastest Section Time (Section) | 0:11.52 (1200m) |
| Top Speed [km/h] (Section) | 64.9 (Overall) |
| Race State | Finished |



Sunshine Coast QLD Professional

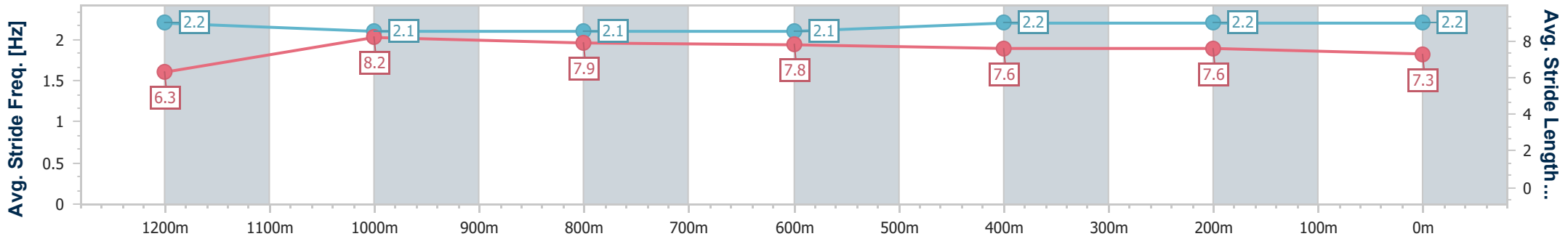
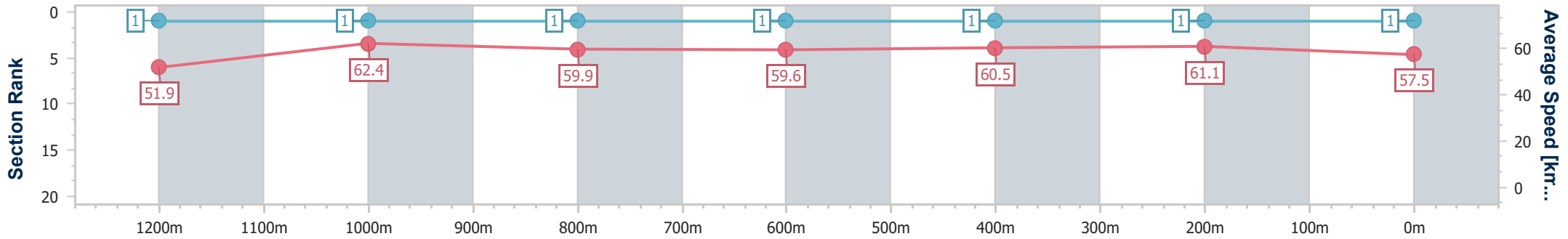
Race 5: DULUX Class 1 Handicap - 1400m

14 March 2025 - 19:58

Track Rating: Soft 7, Weather: Fine, Rail Position: True



| Section | Overall | 1200m | 1000m | 800m | 600m | 400m | 200m |
|------------------------|--------------------------|--------------------------|--------------------------|--------------------------|--------------------------|--------------------------|--------------------------|
| Section Times | 1:25.87 [1] (0:13.93) | 1:11.94 [1] (0:11.52) | 1:00.42 [1] (0:12.13) | 0:48.29 [1] (0:12.16) | 0:36.13 [1] (0:11.84) | 0:24.29 [1] (0:11.80) | 0:12.49 [1] (0:12.49) |
| Average Speed [km/h] | 51.9 | 62.4 | 59.9 | 59.6 | 60.5 | 61.1 | 57.5 |
| Top Speed [km/h] | 64.9 | 64.8 | 61.2 | 60.9 | 61.2 | 62.1 | 59.4 |
| Avg. Dist. to Rail [m] | 13.8 | 3.6 | 2.6 | 1.3 | 1.1 | 1.0 | 2.0 |
| Avg. Stride Freq. [Hz] | 2.2 | 2.1 | 2.1 | 2.1 | 2.2 | 2.2 | 2.2 |
| Avg. Stride Length [m] | 6.3 | 8.2 | 7.9 | 7.8 | 7.6 | 7.6 | 7.3 |



- [] Ranking at each section and finish
- .-.- No data available at this section
- NA No data available



| | |
|--------------------------------|----------------|
| Horse/Jockey Name | Misting |
| Final Rank | 2 |
| Fastest Section Time (Section) | 0:11.34 (400m) |
| Top Speed [km/h] (Section) | 64.6 (600m) |
| Race State | Finished |



Sunshine Coast QLD Professional

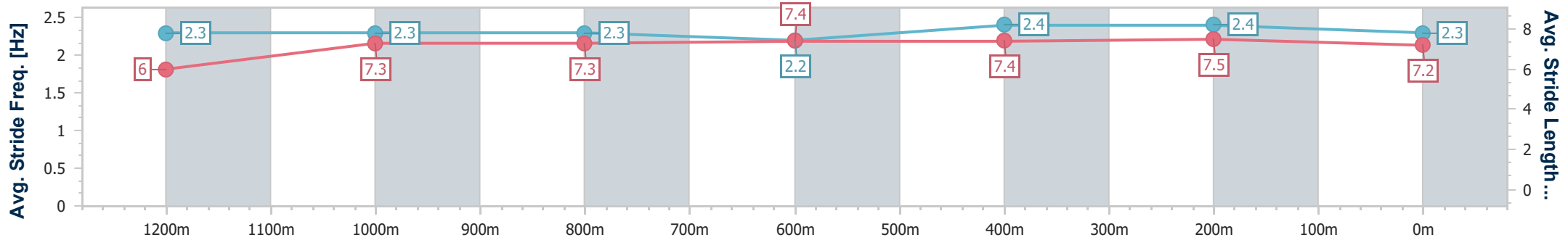
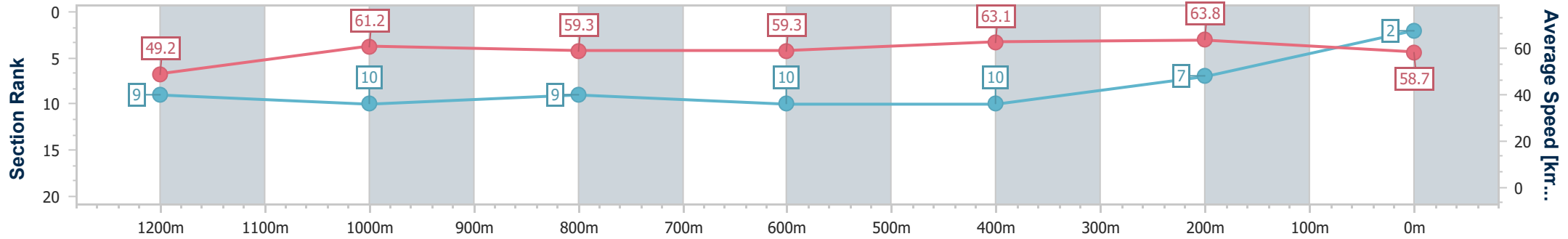
Race 5: DULUX Class 1 Handicap - 1400m

14 March 2025 - 19:58

Track Rating: Soft 7, Weather: Fine, Rail Position: True



| Section | Overall | 1200m | 1000m | 800m | 600m | 400m | 200m |
|------------------------|--------------------------|--------------------------|---------------------------|--------------------------|---------------------------|---------------------------|--------------------------|
| Section Times | 1:26.21 [2] (0:14.64) | 1:11.57 [9] (0:11.75) | 0:59.82 [10] (0:12.29) | 0:47.53 [9] (0:12.35) | 0:35.18 [10] (0:11.58) | 0:23.60 [10] (0:11.34) | 0:12.26 [7] (0:12.26) |
| Average Speed [km/h] | 49.2 | 61.2 | 59.3 | 59.3 | 63.1 | 63.8 | 58.7 |
| Top Speed [km/h] | 61.8 | 62.9 | 60.4 | 61.3 | 64.6 | 64.6 | 61.7 |
| Avg. Dist. to Rail [m] | 10.1 | 5.3 | 4.9 | 3.2 | 2.4 | 7.2 | 8.5 |
| Avg. Stride Freq. [Hz] | 2.3 | 2.3 | 2.3 | 2.2 | 2.4 | 2.4 | 2.3 |
| Avg. Stride Length [m] | 6.0 | 7.3 | 7.3 | 7.4 | 7.4 | 7.5 | 7.2 |



- [] Ranking at each section and finish
- .-.- No data available at this section
- NA No data available



| | |
|--------------------------------|-----------------|
| Horse/Jockey Name | Touchofclass |
| Final Rank | 3 |
| Fastest Section Time (Section) | 0:11.61 (1200m) |
| Top Speed [km/h] (Section) | 64.2 (1200m) |
| Race State | Finished |



Sunshine Coast QLD Professional

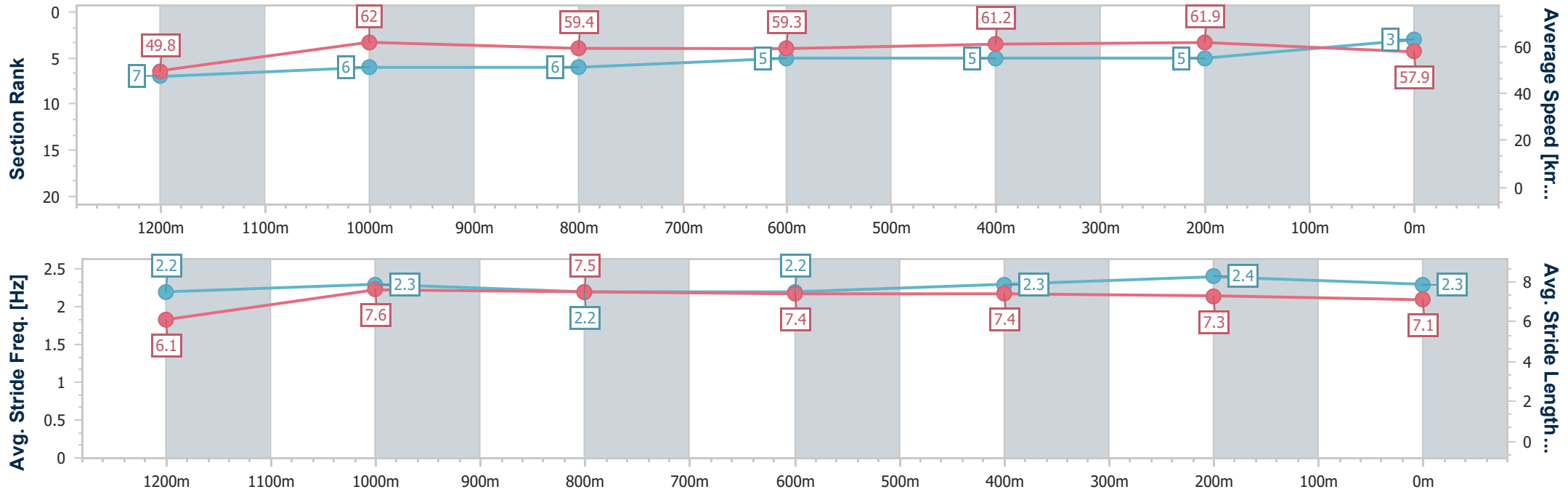
Race 5: DULUX Class 1 Handicap - 1400m

14 March 2025 - 19:58



Track Rating: Soft 7, Weather: Fine, Rail Position: True

| Section | Overall | 1200m | 1000m | 800m | 600m | 400m | 200m |
|------------------------|--------------------------|--------------------------|--------------------------|--------------------------|--------------------------|--------------------------|--------------------------|
| Section Times | 1:26.26 [3] (0:14.48) | 1:11.78 [7] (0:11.61) | 1:00.17 [6] (0:12.18) | 0:47.99 [6] (0:12.22) | 0:35.77 [5] (0:11.68) | 0:24.09 [5] (0:11.64) | 0:12.45 [5] (0:12.45) |
| Average Speed [km/h] | 49.8 | 62.0 | 59.4 | 59.3 | 61.2 | 61.9 | 57.9 |
| Top Speed [km/h] | 63.5 | 64.2 | 60.3 | 61.4 | 63.3 | 62.9 | 59.7 |
| Avg. Dist. to Rail [m] | 4.4 | 2.9 | 2.3 | 0.9 | 1.0 | 0.3 | 0.9 |
| Avg. Stride Freq. [Hz] | 2.2 | 2.3 | 2.2 | 2.2 | 2.3 | 2.4 | 2.3 |
| Avg. Stride Length [m] | 6.1 | 7.6 | 7.5 | 7.4 | 7.4 | 7.3 | 7.1 |



- [] Ranking at each section and finish
- .-.- No data available at this section
- NA No data available



| | |
|--------------------------------|-----------------|
| Horse/Jockey Name | Suprendre |
| Final Rank | 4 |
| Fastest Section Time (Section) | 0:11.64 (1200m) |
| Top Speed [km/h] (Section) | 64.7 (Overall) |
| Race State | Finished |



Sunshine Coast QLD Professional

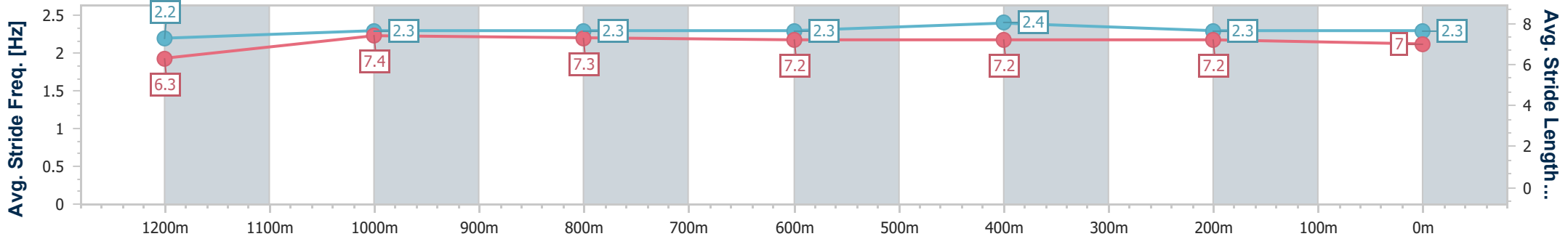
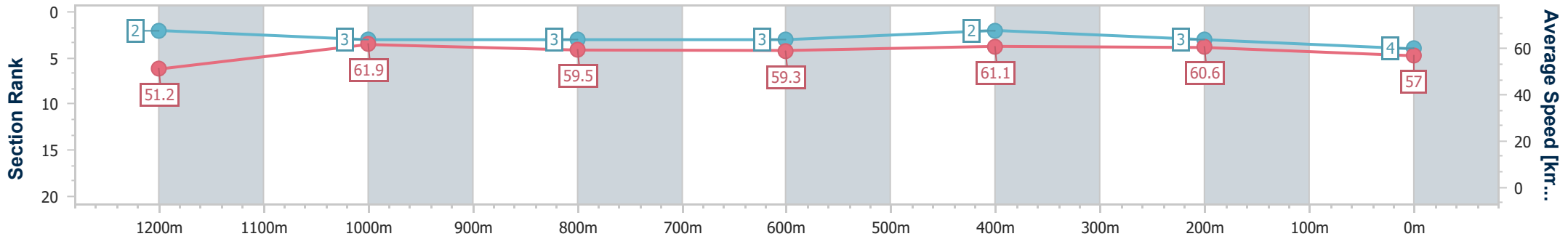
Race 5: DULUX Class 1 Handicap - 1400m

14 March 2025 - 19:58

Track Rating: Soft 7, Weather: Fine, Rail Position: True



| Section | Overall | 1200m | 1000m | 800m | 600m | 400m | 200m |
|------------------------|--------------------------|--------------------------|--------------------------|--------------------------|--------------------------|--------------------------|--------------------------|
| Section Times | 1:26.36 [4] (0:14.06) | 1:12.30 [2] (0:11.64) | 1:00.66 [3] (0:12.17) | 0:48.49 [3] (0:12.24) | 0:36.25 [3] (0:11.73) | 0:24.52 [2] (0:11.89) | 0:12.63 [3] (0:12.63) |
| Average Speed [km/h] | 51.2 | 61.9 | 59.5 | 59.3 | 61.1 | 60.6 | 57.0 |
| Top Speed [km/h] | 64.7 | 64.4 | 60.3 | 61.7 | 62.7 | 61.7 | 59.2 |
| Avg. Dist. to Rail [m] | 9.7 | 3.9 | 2.1 | 1.2 | 0.7 | 1.8 | 2.0 |
| Avg. Stride Freq. [Hz] | 2.2 | 2.3 | 2.3 | 2.3 | 2.4 | 2.3 | 2.3 |
| Avg. Stride Length [m] | 6.3 | 7.4 | 7.3 | 7.2 | 7.2 | 7.2 | 7.0 |



- [] Ranking at each section and finish
- .-.- No data available at this section
- NA No data available



| | |
|--------------------------------|------------------|
| Horse/Jockey Name | Notacluehoworwho |
| Final Rank | 5 |
| Fastest Section Time (Section) | 0:11.54 (1200m) |
| Top Speed [km/h] (Section) | 64.4 (1200m) |
| Race State | Finished |



Sunshine Coast QLD Professional

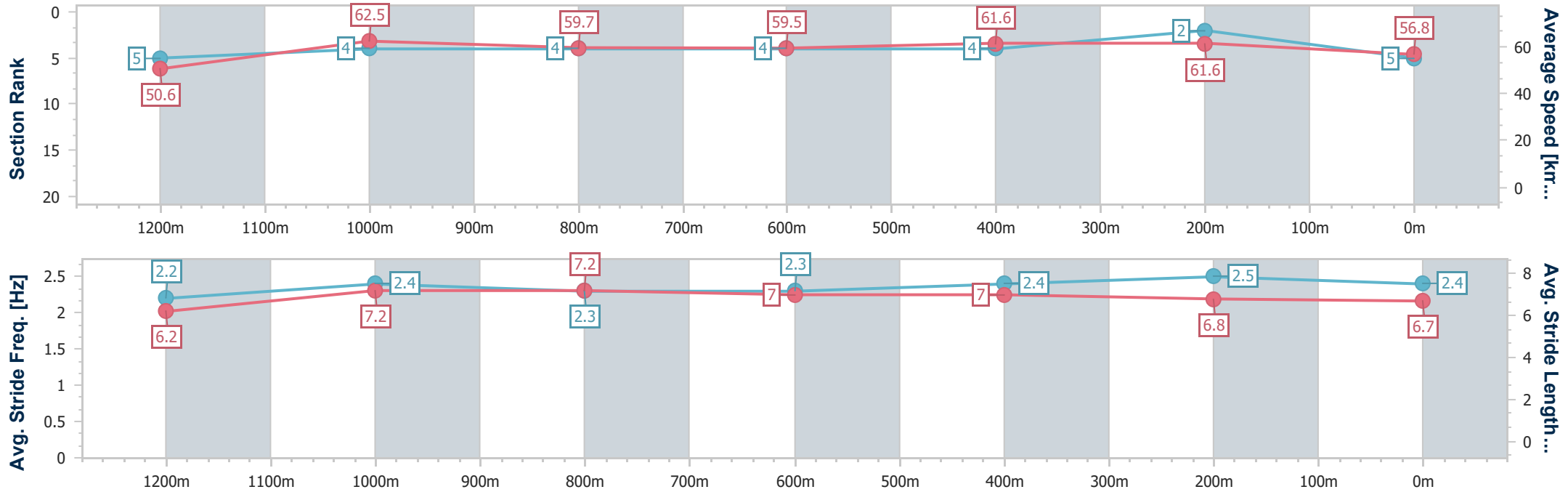
Race 5: DULUX Class 1 Handicap - 1400m

14 March 2025 - 19:58



Track Rating: Soft 7, Weather: Fine, Rail Position: True

| Section | Overall | 1200m | 1000m | 800m | 600m | 400m | 200m |
|------------------------|--------------------------|--------------------------|--------------------------|--------------------------|--------------------------|--------------------------|--------------------------|
| Section Times | 1:26.38 [5] (0:14.18) | 1:12.20 [5] (0:11.54) | 1:00.66 [4] (0:12.19) | 0:48.47 [4] (0:12.27) | 0:36.20 [4] (0:11.86) | 0:24.34 [4] (0:11.67) | 0:12.67 [2] (0:12.67) |
| Average Speed [km/h] | 50.6 | 62.5 | 59.7 | 59.5 | 61.6 | 61.6 | 56.8 |
| Top Speed [km/h] | 63.6 | 64.4 | 60.8 | 61.7 | 62.3 | 62.8 | 59.4 |
| Avg. Dist. to Rail [m] | 12.7 | 5.9 | 3.7 | 2.8 | 2.2 | 4.6 | 5.0 |
| Avg. Stride Freq. [Hz] | 2.2 | 2.4 | 2.3 | 2.3 | 2.4 | 2.5 | 2.4 |
| Avg. Stride Length [m] | 6.2 | 7.2 | 7.2 | 7.0 | 7.0 | 6.8 | 6.7 |



- [] Ranking at each section and finish
- .-.- No data available at this section
- NA No data available



| | |
|--------------------------------|-----------------|
| Horse/Jockey Name | Change The Deel |
| Final Rank | 6 |
| Fastest Section Time (Section) | 0:11.59 (600m) |
| Top Speed [km/h] (Section) | 63.8 (1200m) |
| Race State | Finished |



Sunshine Coast QLD Professional

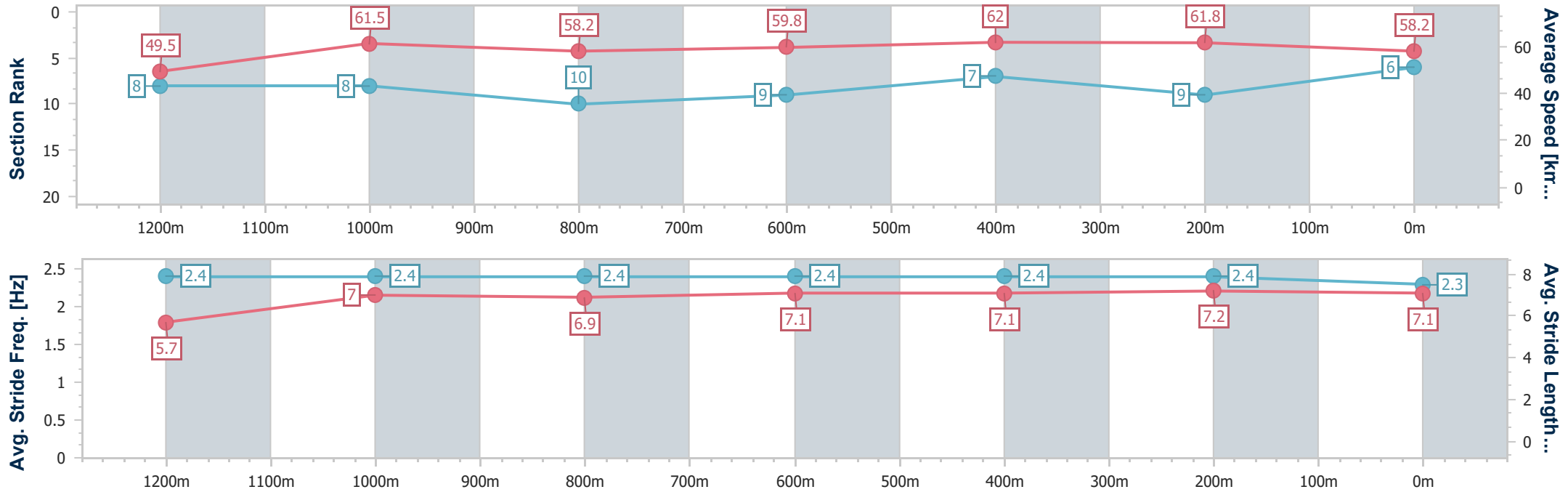
Race 5: DULUX Class 1 Handicap - 1400m

14 March 2025 - 19:58

Track Rating: Soft 7, Weather: Fine, Rail Position: True



| Section | Overall | 1200m | 1000m | 800m | 600m | 400m | 200m |
|------------------------|--------------------------|--------------------------|--------------------------|---------------------------|--------------------------|--------------------------|--------------------------|
| Section Times | 1:26.45 [6] (0:14.53) | 1:11.92 [8] (0:11.75) | 1:00.17 [8] (0:12.43) | 0:47.74 [10] (0:12.13) | 0:35.61 [9] (0:11.59) | 0:24.02 [7] (0:11.63) | 0:12.39 [9] (0:12.39) |
| Average Speed [km/h] | 49.5 | 61.5 | 58.2 | 59.8 | 62.0 | 61.8 | 58.2 |
| Top Speed [km/h] | 61.7 | 63.8 | 60.8 | 61.9 | 63.2 | 63.5 | 60.2 |
| Avg. Dist. to Rail [m] | 7.4 | 4.5 | 3.1 | 1.2 | 0.7 | 3.2 | 7.8 |
| Avg. Stride Freq. [Hz] | 2.4 | 2.4 | 2.4 | 2.4 | 2.4 | 2.4 | 2.3 |
| Avg. Stride Length [m] | 5.7 | 7.0 | 6.9 | 7.1 | 7.1 | 7.2 | 7.1 |



- [] Ranking at each section and finish
- .-.- No data available at this section
- NA No data available



| | |
|--------------------------------|----------------|
| Horse/Jockey Name | Trapeze Torque |
| Final Rank | 7 |
| Fastest Section Time (Section) | 0:11.55 (400m) |
| Top Speed [km/h] (Section) | 63.6 (1200m) |
| Race State | Finished |



Sunshine Coast QLD Professional

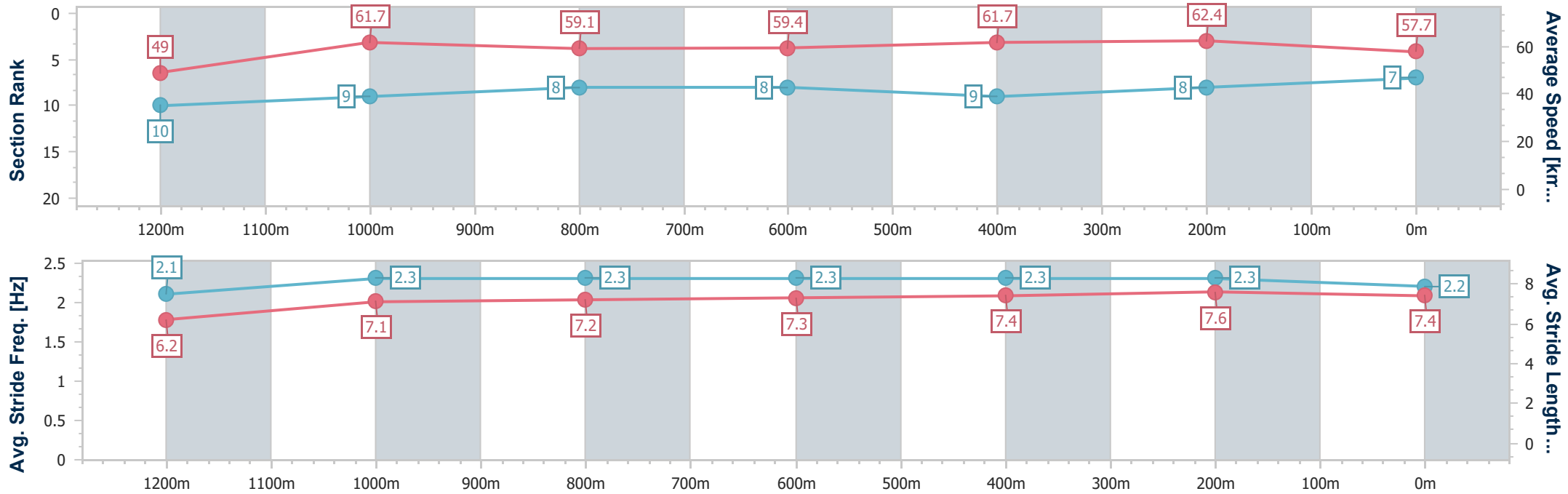
Race 5: DULUX Class 1 Handicap - 1400m

14 March 2025 - 19:58

Track Rating: Soft 7, Weather: Fine, Rail Position: True



| Section | Overall | 1200m | 1000m | 800m | 600m | 400m | 200m |
|------------------------|--------------------------|---------------------------|--------------------------|--------------------------|--------------------------|--------------------------|--------------------------|
| Section Times | 1:26.49 [7] (0:14.69) | 1:11.80 [10] (0:11.70) | 1:00.10 [9] (0:12.19) | 0:47.91 [8] (0:12.21) | 0:35.70 [8] (0:11.68) | 0:24.02 [9] (0:11.55) | 0:12.47 [8] (0:12.47) |
| Average Speed [km/h] | 49.0 | 61.7 | 59.1 | 59.4 | 61.7 | 62.4 | 57.7 |
| Top Speed [km/h] | 61.8 | 63.6 | 60.5 | 61.1 | 62.9 | 63.3 | 60.6 |
| Avg. Dist. to Rail [m] | 8.1 | 3.5 | 2.2 | 0.9 | 0.3 | 4.1 | 5.6 |
| Avg. Stride Freq. [Hz] | 2.1 | 2.3 | 2.3 | 2.3 | 2.3 | 2.3 | 2.2 |
| Avg. Stride Length [m] | 6.2 | 7.1 | 7.2 | 7.3 | 7.4 | 7.6 | 7.4 |



- [] Ranking at each section and finish
- .-.- No data available at this section
- NA No data available



| | |
|--------------------------------|----------------|
| Horse/Jockey Name | Rich Again |
| Final Rank | 8 |
| Fastest Section Time (Section) | 0:11.64 (400m) |
| Top Speed [km/h] (Section) | 64.0 (Overall) |
| Race State | Finished |



Sunshine Coast QLD Professional

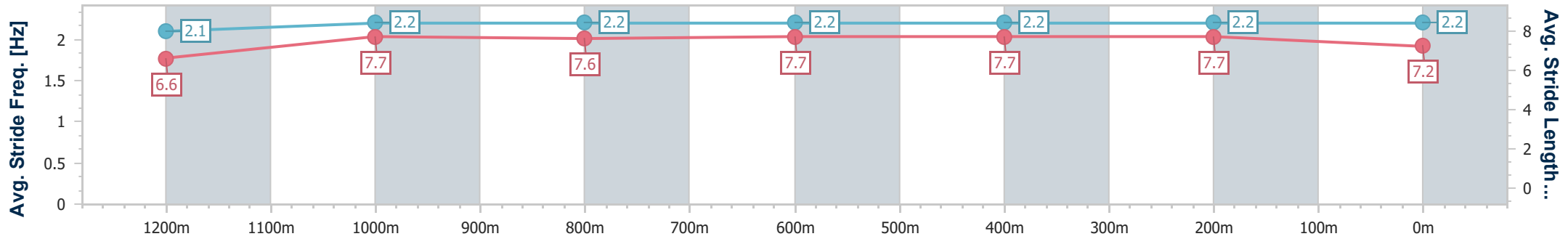
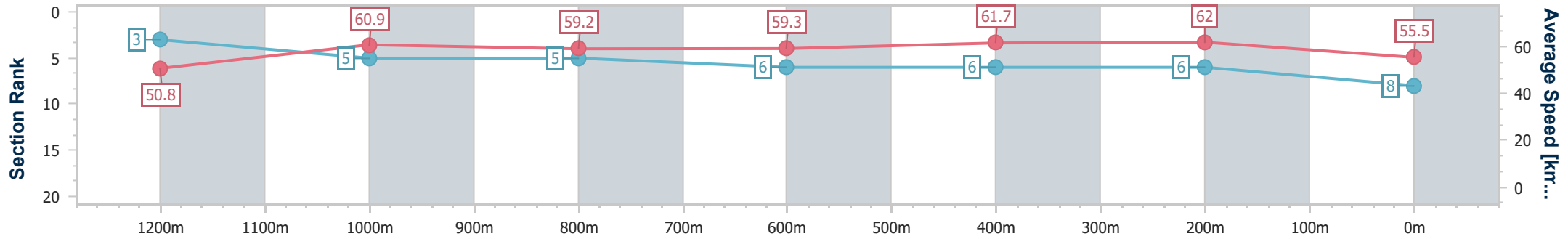
Race 5: DULUX Class 1 Handicap - 1400m

14 March 2025 - 19:58

Track Rating: Soft 7, Weather: Fine, Rail Position: True



| Section | Overall | 1200m | 1000m | 800m | 600m | 400m | 200m |
|------------------------|--------------------------|--------------------------|--------------------------|--------------------------|--------------------------|--------------------------|--------------------------|
| Section Times | 1:26.90 [8] (0:14.17) | 1:12.73 [3] (0:11.84) | 1:00.89 [5] (0:12.22) | 0:48.67 [5] (0:12.29) | 0:36.38 [6] (0:11.77) | 0:24.61 [6] (0:11.64) | 0:12.97 [6] (0:12.97) |
| Average Speed [km/h] | 50.8 | 60.9 | 59.2 | 59.3 | 61.7 | 62.0 | 55.5 |
| Top Speed [km/h] | 64.0 | 63.7 | 60.0 | 61.3 | 62.7 | 63.1 | 60.8 |
| Avg. Dist. to Rail [m] | 5.8 | 3.2 | 2.9 | 2.4 | 1.7 | 5.8 | 7.1 |
| Avg. Stride Freq. [Hz] | 2.1 | 2.2 | 2.2 | 2.2 | 2.2 | 2.2 | 2.2 |
| Avg. Stride Length [m] | 6.6 | 7.7 | 7.6 | 7.7 | 7.7 | 7.7 | 7.2 |



- [] Ranking at each section and finish
- .-.- No data available at this section
- NA No data available



| | |
|--------------------------------|-----------------|
| Horse/Jockey Name | Zimo |
| Final Rank | 9 |
| Fastest Section Time (Section) | 0:11.49 (1200m) |
| Top Speed [km/h] (Section) | 65.1 (1200m) |
| Race State | Finished |



Sunshine Coast QLD Professional

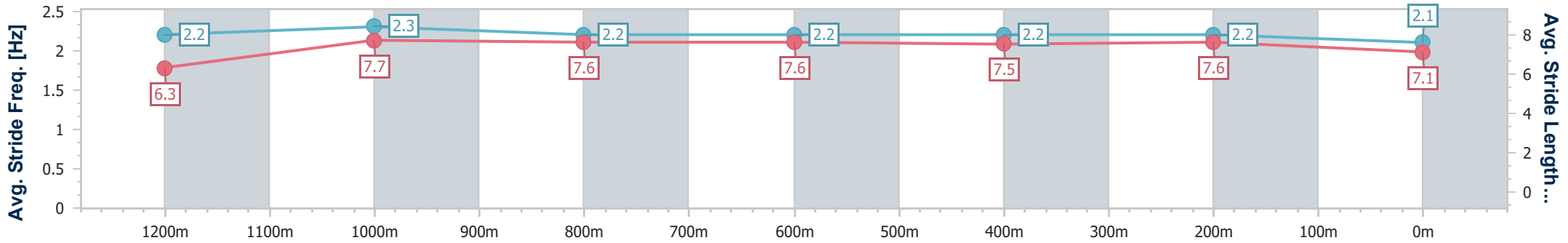
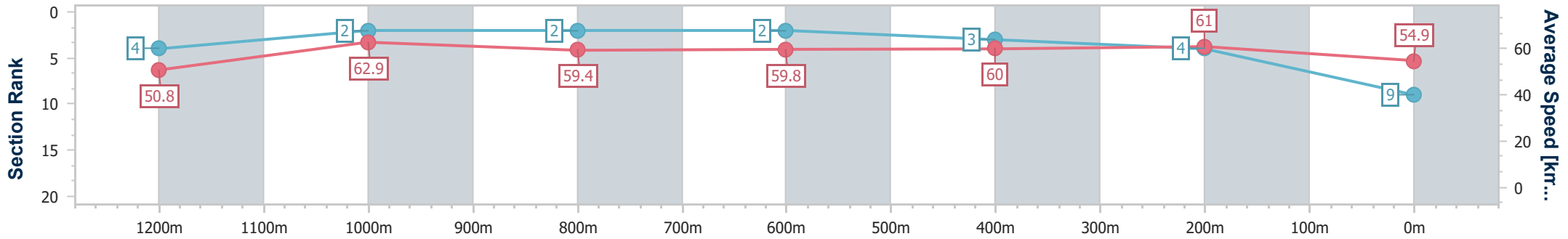
Race 5: DULUX Class 1 Handicap - 1400m

14 March 2025 - 19:58

Track Rating: Soft 7, Weather: Fine, Rail Position: True



| Section | Overall | 1200m | 1000m | 800m | 600m | 400m | 200m |
|------------------------|--------------------------|--------------------------|--------------------------|--------------------------|--------------------------|--------------------------|--------------------------|
| Section Times | 1:26.93 [9] (0:14.17) | 1:12.76 [4] (0:11.49) | 1:01.27 [2] (0:12.18) | 0:49.09 [2] (0:12.11) | 0:36.98 [2] (0:12.06) | 0:24.92 [3] (0:11.78) | 0:13.14 [4] (0:13.14) |
| Average Speed [km/h] | 50.8 | 62.9 | 59.4 | 59.8 | 60.0 | 61.0 | 54.9 |
| Top Speed [km/h] | 64.3 | 65.1 | 61.4 | 61.3 | 61.6 | 62.1 | 58.7 |
| Avg. Dist. to Rail [m] | 11.2 | 5.3 | 3.5 | 0.9 | 0.7 | 4.2 | 4.3 |
| Avg. Stride Freq. [Hz] | 2.2 | 2.3 | 2.2 | 2.2 | 2.2 | 2.2 | 2.1 |
| Avg. Stride Length [m] | 6.3 | 7.7 | 7.6 | 7.6 | 7.5 | 7.6 | 7.1 |



- [] Ranking at each section and finish
- .-.- No data available at this section
- NA No data available



| | |
|--------------------------------|----------------|
| Horse/Jockey Name | Mr Caleb |
| Final Rank | 10 |
| Fastest Section Time (Section) | 0:11.78 (400m) |
| Top Speed [km/h] (Section) | 63.8 (Overall) |
| Race State | Finished |



Sunshine Coast QLD Professional

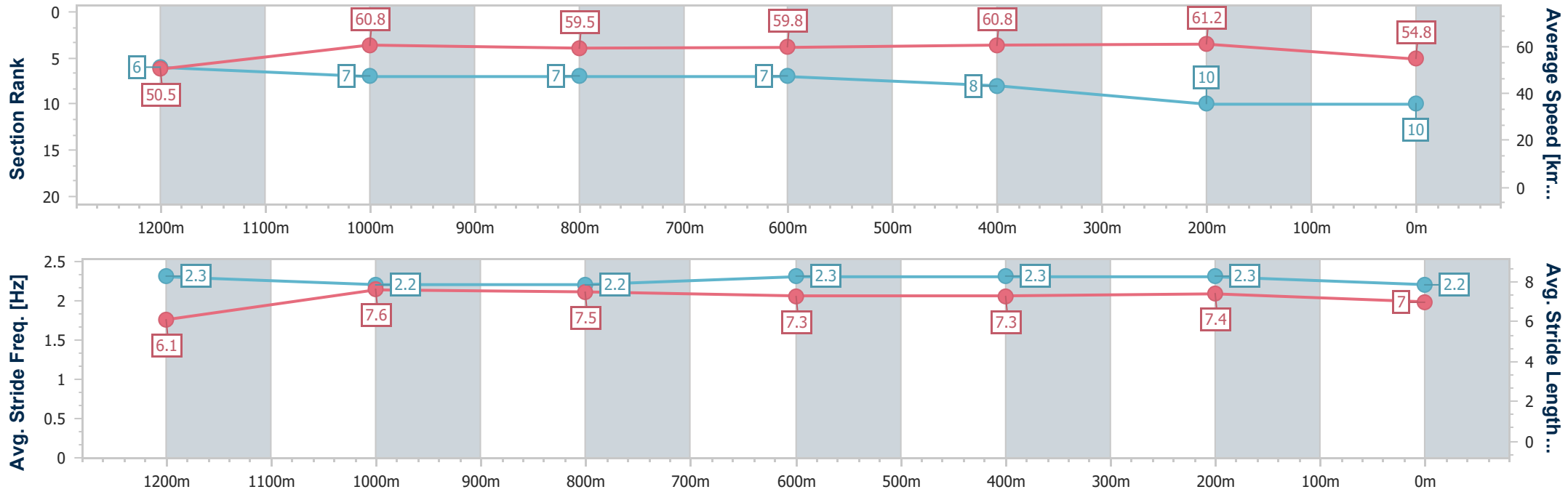
Race 5: DULUX Class 1 Handicap - 1400m

14 March 2025 - 19:58

Track Rating: Soft 7, Weather: Fine, Rail Position: True



| Section | Overall | 1200m | 1000m | 800m | 600m | 400m | 200m |
|------------------------|---------------------------|--------------------------|--------------------------|--------------------------|--------------------------|--------------------------|---------------------------|
| Section Times | 1:27.38 [10] (0:14.30) | 1:13.08 [6] (0:11.80) | 1:01.28 [7] (0:12.21) | 0:49.07 [7] (0:12.22) | 0:36.85 [7] (0:11.91) | 0:24.94 [8] (0:11.78) | 0:13.16 [10] (0:13.16) |
| Average Speed [km/h] | 50.5 | 60.8 | 59.5 | 59.8 | 60.8 | 61.2 | 54.8 |
| Top Speed [km/h] | 63.8 | 62.5 | 61.0 | 60.7 | 61.7 | 62.3 | 58.9 |
| Avg. Dist. to Rail [m] | 9.1 | 4.9 | 4.1 | 2.5 | 1.0 | 5.5 | 7.7 |
| Avg. Stride Freq. [Hz] | 2.3 | 2.2 | 2.2 | 2.3 | 2.3 | 2.3 | 2.2 |
| Avg. Stride Length [m] | 6.1 | 7.6 | 7.5 | 7.3 | 7.3 | 7.4 | 7.0 |



- [] Ranking at each section and finish
- .-.- No data available at this section
- NA No data available



Sunshine Coast QLD Professional

Race 6: WHATEVER IT TAKES BENCHMARK 68 Handicap - 1000m

14 March 2025 - 20:30



Track Rating: Soft 7, Weather: Fine, Rail Position: True

| Section | | Overall | | | | | | | | | Last 600m | | |
|-------------|-----|--|---------|------------------|----------------------|--------------------------|--------------------------|--------------------------|--------------------------|--------------------------|----------------------|---------|----|
| Field Times | | 0:59.10 (0:13.36) | | | | | | | | | 0:34.82 | | |
| | | 800m | | | 600m | | | 400m | | | 200m | | |
| | | 0:45.74 (0:10.92) | | | 0:34.82 (0:11.15) | | | 0:23.67 (0:11.36) | | | 0:12.31 (0:12.31) | | |
| Rank | TAB | Horse/Jockey | Barrier | Top Speed [km/h] | Fastest Section | Margin | Distance Travelled [m] | | | | | | |
| 1 | 13 | PLATINUM LIES Montana Philpot | 4 | 67.8 800m | 0:10.92 800m | 0:59.10 [1] (0:13.36) | 0:45.74 [1] (0:10.92) | 0:34.82 [1] (0:11.15) | 0:23.67 [1] (0:11.36) | 0:12.31 [1] (0:12.31) | 0:59.10 | 0:34.82 | |
| 2 | 11 | MIO SORRENTO Damien Thornton | 1 | 67.2 800m | 0:10.99 800m | 0:59.32 [2] (0:14.04) | 0:45.28 [9] (0:10.99) | 0:34.29 [8] (0:11.25) | 0:23.04 [8] (0:11.03) | 0:12.01 [4] (0:12.01) | 1.3L | 0:34.29 | +0 |
| 3 | 5 | KAT CHINNA Nikita Beriman | 6 | 67.2 800m | 0:11.04 800m | 0:59.47 [3] (0:13.54) | 0:45.93 [2] (0:11.04) | 0:34.89 [2] (0:11.26) | 0:23.63 [2] (0:11.35) | 0:12.28 [2] (0:12.28) | 2.1L | 0:34.89 | -1 |
| 4 | 9 | NEW HAMPSHIRE Kyle Wilson-Taylor | 8 | 67.3 800m | 0:11.09 800m | 0:59.61 [4] (0:14.00) | 0:45.61 [7] (0:11.09) | 0:34.52 [9] (0:11.27) | 0:23.25 [9] (0:11.20) | 0:12.05 [8] (0:12.05) | 2.9L | 0:34.52 | +5 |
| 5 | 1 | INVINOVICH Corey Sutherland | 3 | 67.0 800m | 0:10.99 800m | 0:59.65 [5] (0:14.01) | 0:45.64 [8] (0:10.99) | 0:34.65 [7] (0:11.22) | 0:23.43 [6] (0:11.11) | 0:12.32 [5] (0:12.32) | 3.1L | 0:34.65 | +1 |
| 6 | 7 | BATTLE OF VIENNA Jag Guthmann-Chester | 5 | 67.3 800m | 0:11.02 800m | 0:59.72 [6] (0:13.76) | 0:45.96 [3] (0:11.02) | 0:34.94 [4] (0:11.20) | 0:23.74 [3] (0:11.23) | 0:12.51 [3] (0:12.51) | 3.4L | 0:34.94 | +1 |
| 7 | 3 | DARE TO SHARE Paul Hamblin | 2 | 67.2 800m | 0:10.90 800m | 0:59.87 [7] (0:13.90) | 0:45.97 [6] (0:10.90) | 0:35.07 [5] (0:11.23) | 0:23.84 [4] (0:11.32) | 0:12.52 [6] (0:12.52) | 4.2L | 0:35.07 | -1 |
| 8 | 12 | ISLAND MAGIC Justin Huxtable | 7 | 67.8 800m | 0:10.91 800m | 1:00.15 [8] (0:13.84) | 0:46.31 [5] (0:10.91) | 0:35.40 [3] (0:11.35) | 0:24.05 [5] (0:11.37) | 0:12.68 [7] (0:12.68) | 5.7L | 0:35.40 | +3 |
| 9 | 6 | ZINGALONG Tiffani Brooker | 9 | 66.8 800m | 0:11.07 800m | 1:01.22 [9] (0:13.77) | 0:47.45 [4] (0:11.07) | 0:36.38 [6] (0:11.39) | 0:24.99 [7] (0:11.53) | 0:13.46 [9] (0:13.46) | 12L | 0:36.38 | +6 |

Scratched: Mr Encore (#4), Enterprise Lucia (#8), Krakarib (#2), Great Barrier Reef (#10)

[] Ranking at each section and finish
 -:-:- No data available at this section
 NA No data available

SCN Saddle cloth number
 DNF Did not finish
 DNT Did not track



| | |
|--------------------------------|----------------|
| Horse/Jockey Name | Platinum Lies |
| Final Rank | 1 |
| Fastest Section Time (Section) | 0:10.92 (800m) |
| Top Speed [km/h] (Section) | 67.8 (800m) |
| Race State | Finished |



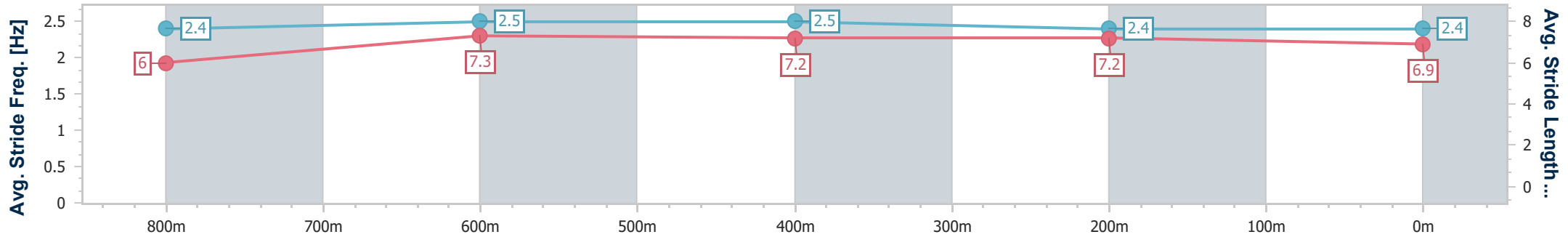
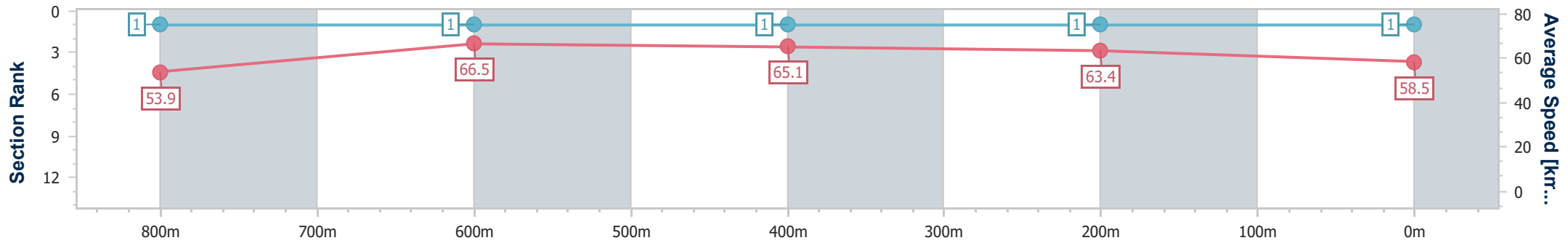
Sunshine Coast QLD Professional
 Race 6: WHATEVER IT TAKES BENCHMARK 68 Handicap - 1000m



14 March 2025 - 20:30

Track Rating: Soft 7, Weather: Fine, Rail Position: True

| Section | Overall | 800m | 600m | 400m | 200m |
|------------------------|--------------------------|--------------------------|--------------------------|--------------------------|--------------------------|
| Section Times | 0:59.10 [1] (0:13.36) | 0:45.74 [1] (0:10.92) | 0:34.82 [1] (0:11.15) | 0:23.67 [1] (0:11.36) | 0:12.31 [1] (0:12.31) |
| Average Speed [km/h] | 53.9 | 66.5 | 65.1 | 63.4 | 58.5 |
| Top Speed [km/h] | 67.7 | 67.8 | 67.0 | 63.9 | 62.9 |
| Avg. Dist. to Rail [m] | 4.7 | 2.2 | 1.4 | 4.3 | 6.0 |
| Avg. Stride Freq. [Hz] | 2.4 | 2.5 | 2.5 | 2.4 | 2.4 |
| Avg. Stride Length [m] | 6.0 | 7.3 | 7.2 | 7.2 | 6.9 |



- [] Ranking at each section and finish
- .-.- No data available at this section
- NA No data available



| | |
|--------------------------------|----------------|
| Horse/Jockey Name | Mio Sorrento |
| Final Rank | 2 |
| Fastest Section Time (Section) | 0:10.99 (800m) |
| Top Speed [km/h] (Section) | 67.2 (800m) |
| Race State | Finished |



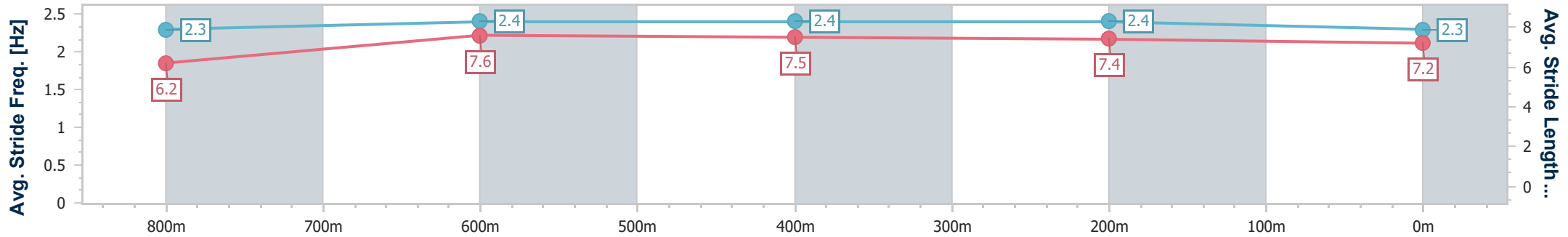
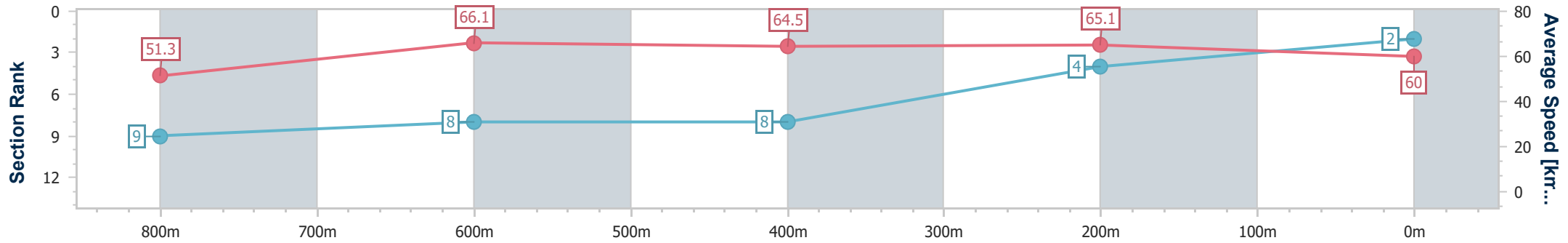
Sunshine Coast QLD Professional
 Race 6: WHATEVER IT TAKES BENCHMARK 68 Handicap - 1000m



14 March 2025 - 20:30

Track Rating: Soft 7, Weather: Fine, Rail Position: True

| Section | Overall | 800m | 600m | 400m | 200m |
|------------------------|--------------------------|--------------------------|--------------------------|--------------------------|--------------------------|
| Section Times | 0:59.32 [2] (0:14.04) | 0:45.28 [9] (0:10.99) | 0:34.29 [8] (0:11.25) | 0:23.04 [8] (0:11.03) | 0:12.01 [4] (0:12.01) |
| Average Speed [km/h] | 51.3 | 66.1 | 64.5 | 65.1 | 60.0 |
| Top Speed [km/h] | 64.3 | 67.2 | 65.4 | 66.1 | 63.5 |
| Avg. Dist. to Rail [m] | 2.8 | 2.4 | 1.3 | 3.3 | 3.1 |
| Avg. Stride Freq. [Hz] | 2.3 | 2.4 | 2.4 | 2.4 | 2.3 |
| Avg. Stride Length [m] | 6.2 | 7.6 | 7.5 | 7.4 | 7.2 |



- [] Ranking at each section and finish
- .-.- No data available at this section
- NA No data available



| | |
|--------------------------------|----------------|
| Horse/Jockey Name | Kat Chinna |
| Final Rank | 3 |
| Fastest Section Time (Section) | 0:11.04 (800m) |
| Top Speed [km/h] (Section) | 67.2 (800m) |
| Race State | Finished |



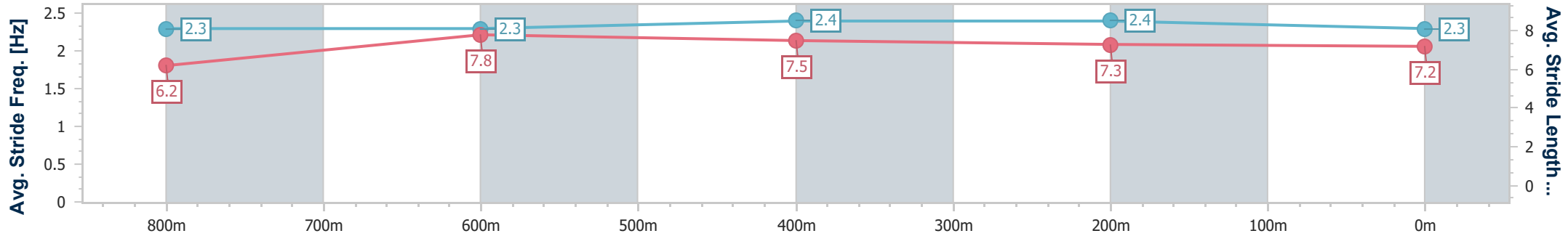
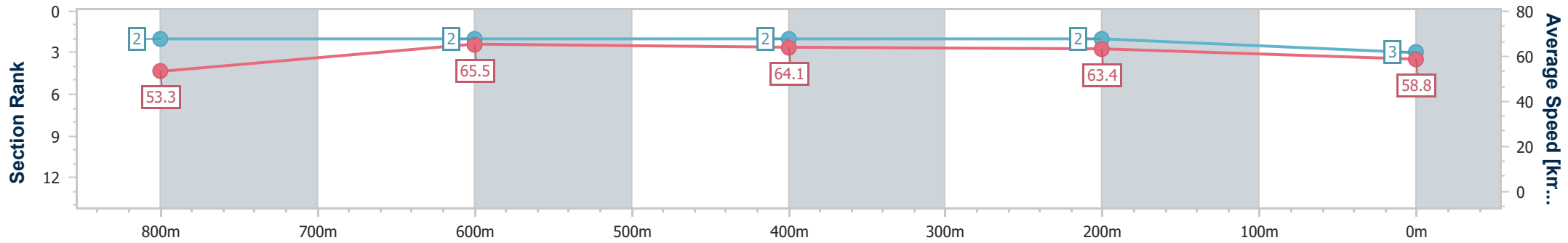
Sunshine Coast QLD Professional
Race 6: WHATEVER IT TAKES BENCHMARK 68 Handicap - 1000m



14 March 2025 - 20:30

Track Rating: Soft 7, Weather: Fine, Rail Position: True

| Section | Overall | 800m | 600m | 400m | 200m |
|------------------------|--------------------------|--------------------------|--------------------------|--------------------------|--------------------------|
| Section Times | 0:59.47 [3] (0:13.54) | 0:45.93 [2] (0:11.04) | 0:34.89 [2] (0:11.26) | 0:23.63 [2] (0:11.35) | 0:12.28 [2] (0:12.28) |
| Average Speed [km/h] | 53.3 | 65.5 | 64.1 | 63.4 | 58.8 |
| Top Speed [km/h] | 66.0 | 67.2 | 66.1 | 64.9 | 62.7 |
| Avg. Dist. to Rail [m] | 6.3 | 2.2 | 0.4 | 3.3 | 5.4 |
| Avg. Stride Freq. [Hz] | 2.3 | 2.3 | 2.4 | 2.4 | 2.3 |
| Avg. Stride Length [m] | 6.2 | 7.8 | 7.5 | 7.3 | 7.2 |



- [] Ranking at each section and finish
- .-.- No data available at this section
- NA No data available



| | |
|--------------------------------|----------------|
| Horse/Jockey Name | New Hampshire |
| Final Rank | 4 |
| Fastest Section Time (Section) | 0:11.09 (800m) |
| Top Speed [km/h] (Section) | 67.3 (800m) |
| Race State | Finished |



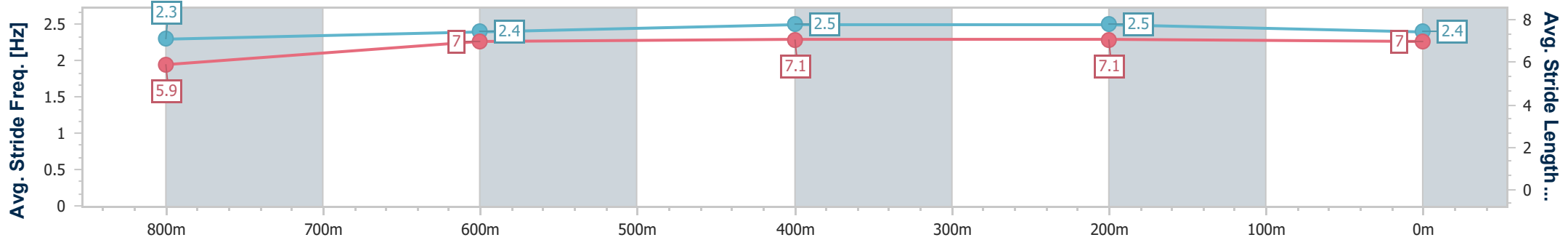
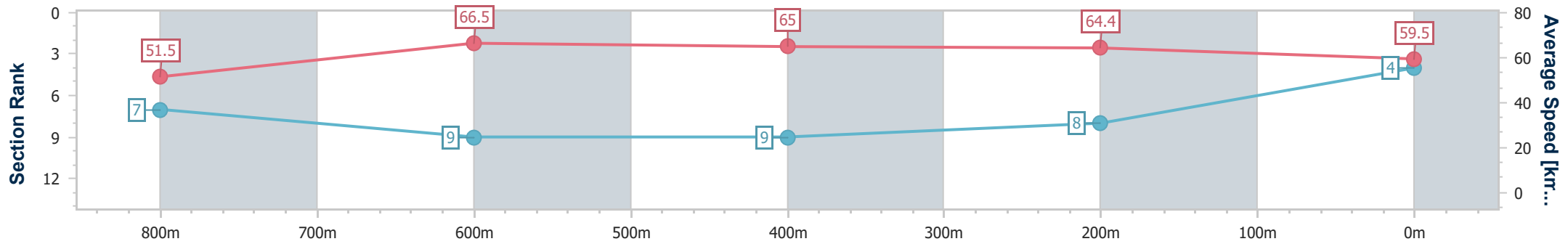
Sunshine Coast QLD Professional
 Race 6: WHATEVER IT TAKES BENCHMARK 68 Handicap - 1000m



14 March 2025 - 20:30

Track Rating: Soft 7, Weather: Fine, Rail Position: True

| Section | Overall | 800m | 600m | 400m | 200m |
|------------------------|--------------------------|--------------------------|--------------------------|--------------------------|--------------------------|
| Section Times | 0:59.61 [4] (0:14.00) | 0:45.61 [7] (0:11.09) | 0:34.52 [9] (0:11.27) | 0:23.25 [9] (0:11.20) | 0:12.05 [8] (0:12.05) |
| Average Speed [km/h] | 51.5 | 66.5 | 65.0 | 64.4 | 59.5 |
| Top Speed [km/h] | 66.6 | 67.3 | 65.7 | 65.6 | 63.1 |
| Avg. Dist. to Rail [m] | 9.0 | 6.0 | 3.0 | 6.8 | 8.5 |
| Avg. Stride Freq. [Hz] | 2.3 | 2.4 | 2.5 | 2.5 | 2.4 |
| Avg. Stride Length [m] | 5.9 | 7.0 | 7.1 | 7.1 | 7.0 |



- [] Ranking at each section and finish
- .-.- No data available at this section
- NA No data available



| | |
|--------------------------------|----------------|
| Horse/Jockey Name | Invinovich |
| Final Rank | 5 |
| Fastest Section Time (Section) | 0:10.99 (800m) |
| Top Speed [km/h] (Section) | 67.0 (800m) |
| Race State | Finished |



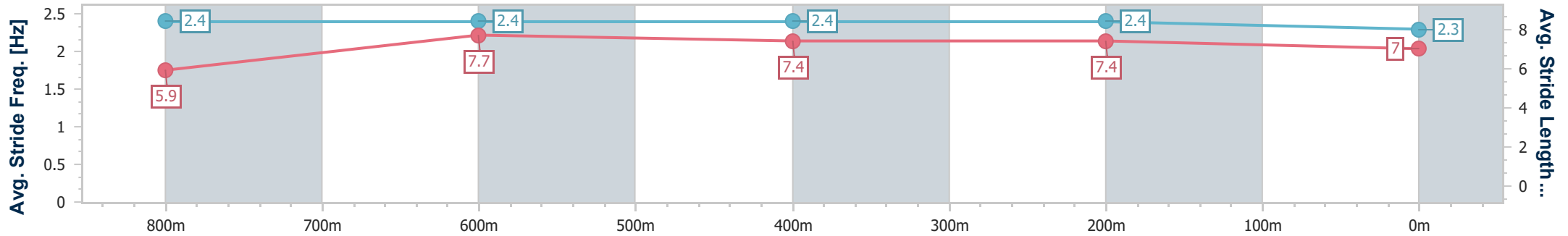
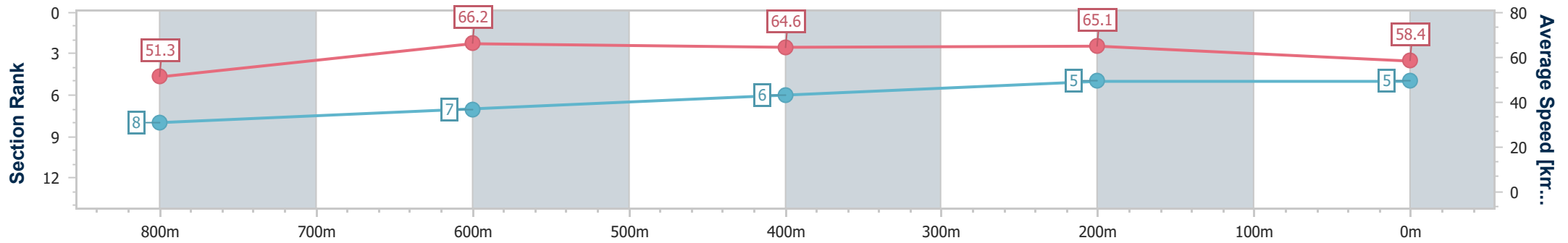
Sunshine Coast QLD Professional
Race 6: WHATEVER IT TAKES BENCHMARK 68 Handicap - 1000m



14 March 2025 - 20:30

Track Rating: Soft 7, Weather: Fine, Rail Position: True

| Section | Overall | 800m | 600m | 400m | 200m |
|------------------------|--------------------------|--------------------------|--------------------------|--------------------------|--------------------------|
| Section Times | 0:59.65 [5] (0:14.01) | 0:45.64 [8] (0:10.99) | 0:34.65 [7] (0:11.22) | 0:23.43 [6] (0:11.11) | 0:12.32 [5] (0:12.32) |
| Average Speed [km/h] | 51.3 | 66.2 | 64.6 | 65.1 | 58.4 |
| Top Speed [km/h] | 65.8 | 67.0 | 66.1 | 66.1 | 62.4 |
| Avg. Dist. to Rail [m] | 5.0 | 3.2 | 1.5 | 3.4 | 3.9 |
| Avg. Stride Freq. [Hz] | 2.4 | 2.4 | 2.4 | 2.4 | 2.3 |
| Avg. Stride Length [m] | 5.9 | 7.7 | 7.4 | 7.4 | 7.0 |



- [] Ranking at each section and finish
- .-.- No data available at this section
- NA No data available



| | |
|--------------------------------|------------------|
| Horse/Jockey Name | Battle Of Vienna |
| Final Rank | 6 |
| Fastest Section Time (Section) | 0:11.02 (800m) |
| Top Speed [km/h] (Section) | 67.3 (800m) |
| Race State | Finished |



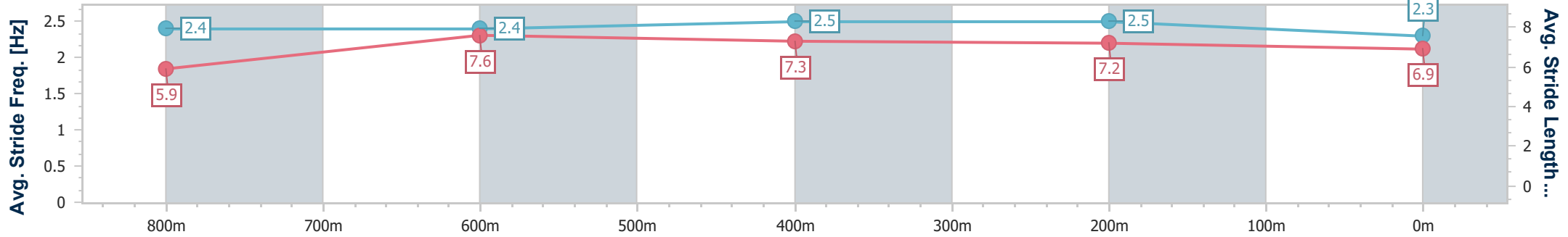
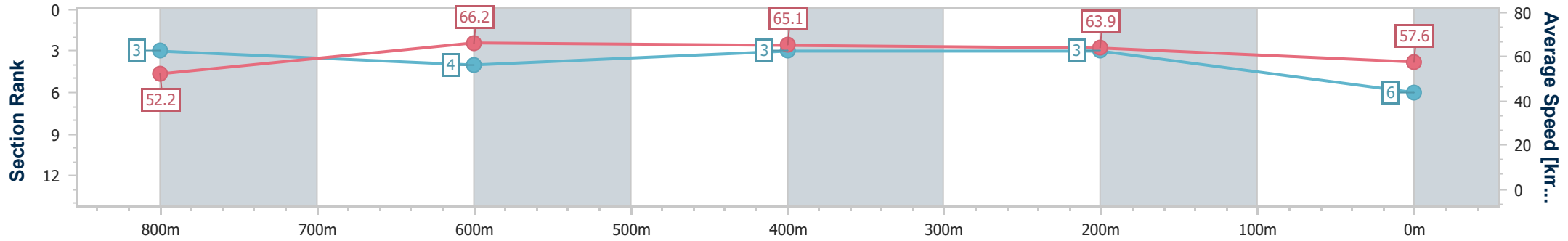
Sunshine Coast QLD Professional
 Race 6: WHATEVER IT TAKES BENCHMARK 68 Handicap - 1000m



14 March 2025 - 20:30

Track Rating: Soft 7, Weather: Fine, Rail Position: True

| Section | Overall | 800m | 600m | 400m | 200m |
|------------------------|--------------------------|--------------------------|--------------------------|--------------------------|--------------------------|
| Section Times | 0:59.72 [6] (0:13.76) | 0:45.96 [3] (0:11.02) | 0:34.94 [4] (0:11.20) | 0:23.74 [3] (0:11.23) | 0:12.51 [3] (0:12.51) |
| Average Speed [km/h] | 52.2 | 66.2 | 65.1 | 63.9 | 57.6 |
| Top Speed [km/h] | 66.8 | 67.3 | 66.2 | 65.1 | 61.9 |
| Avg. Dist. to Rail [m] | 5.1 | 3.1 | 2.2 | 4.8 | 7.2 |
| Avg. Stride Freq. [Hz] | 2.4 | 2.4 | 2.5 | 2.5 | 2.3 |
| Avg. Stride Length [m] | 5.9 | 7.6 | 7.3 | 7.2 | 6.9 |



- [] Ranking at each section and finish
- .-.- No data available at this section
- NA No data available



| | |
|--------------------------------|----------------|
| Horse/Jockey Name | Dare To Share |
| Final Rank | 7 |
| Fastest Section Time (Section) | 0:10.90 (800m) |
| Top Speed [km/h] (Section) | 67.2 (800m) |
| Race State | Finished |



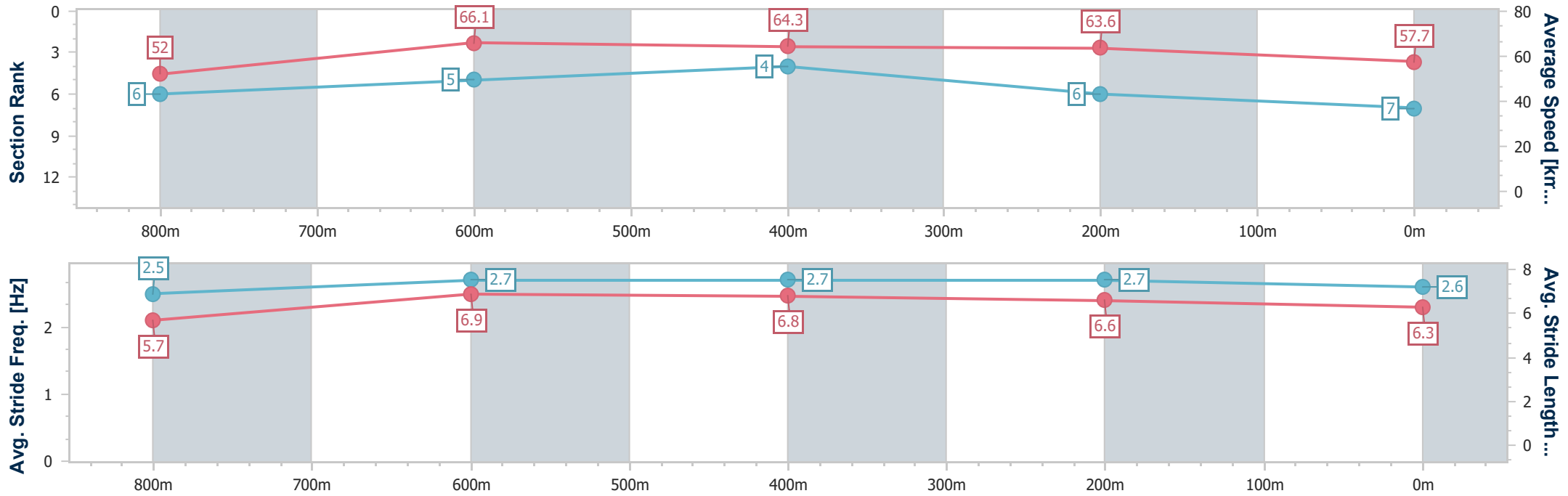
Sunshine Coast QLD Professional
Race 6: WHATEVER IT TAKES BENCHMARK 68 Handicap - 1000m



14 March 2025 - 20:30

Track Rating: Soft 7, Weather: Fine, Rail Position: True

| Section | Overall | 800m | 600m | 400m | 200m |
|------------------------|--------------------------|--------------------------|--------------------------|--------------------------|--------------------------|
| Section Times | 0:59.87 [7] (0:13.90) | 0:45.97 [6] (0:10.90) | 0:35.07 [5] (0:11.23) | 0:23.84 [4] (0:11.32) | 0:12.52 [6] (0:12.52) |
| Average Speed [km/h] | 52.0 | 66.1 | 64.3 | 63.6 | 57.7 |
| Top Speed [km/h] | 66.3 | 67.2 | 65.1 | 65.0 | 61.8 |
| Avg. Dist. to Rail [m] | 3.5 | 1.2 | 0.8 | 1.8 | 1.5 |
| Avg. Stride Freq. [Hz] | 2.5 | 2.7 | 2.7 | 2.7 | 2.6 |
| Avg. Stride Length [m] | 5.7 | 6.9 | 6.8 | 6.6 | 6.3 |



- [] Ranking at each section and finish
- .-.- No data available at this section
- NA No data available



| | |
|--------------------------------|----------------|
| Horse/Jockey Name | Island Magic |
| Final Rank | 8 |
| Fastest Section Time (Section) | 0:10.91 (800m) |
| Top Speed [km/h] (Section) | 67.8 (800m) |
| Race State | Finished |



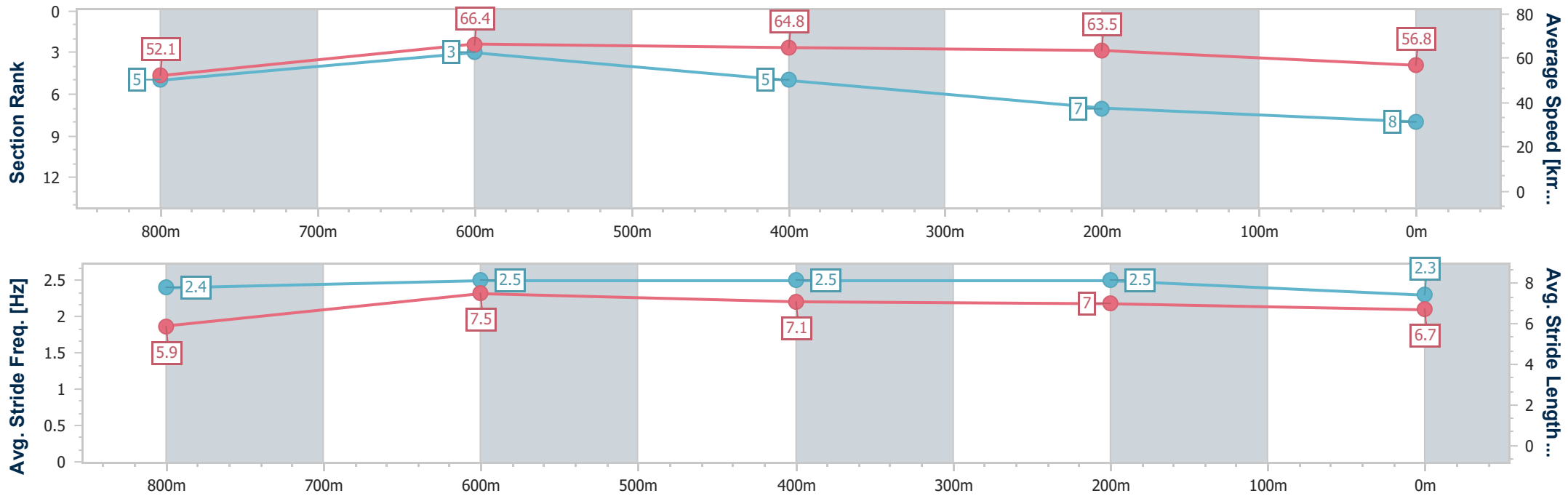
Sunshine Coast QLD Professional
 Race 6: WHATEVER IT TAKES BENCHMARK 68 Handicap - 1000m



14 March 2025 - 20:30

Track Rating: Soft 7, Weather: Fine, Rail Position: True

| Section | Overall | 800m | 600m | 400m | 200m |
|------------------------|--------------------------|--------------------------|--------------------------|--------------------------|--------------------------|
| Section Times | 1:00.15 [8] (0:13.84) | 0:46.31 [5] (0:10.91) | 0:35.40 [3] (0:11.35) | 0:24.05 [5] (0:11.37) | 0:12.68 [7] (0:12.68) |
| Average Speed [km/h] | 52.1 | 66.4 | 64.8 | 63.5 | 56.8 |
| Top Speed [km/h] | 67.0 | 67.8 | 67.1 | 64.5 | 61.1 |
| Avg. Dist. to Rail [m] | 7.2 | 3.5 | 3.2 | 7.2 | 8.6 |
| Avg. Stride Freq. [Hz] | 2.4 | 2.5 | 2.5 | 2.5 | 2.3 |
| Avg. Stride Length [m] | 5.9 | 7.5 | 7.1 | 7.0 | 6.7 |



- [] Ranking at each section and finish
- .-.- No data available at this section
- NA No data available



| | |
|--------------------------------|----------------|
| Horse/Jockey Name | Zingalong |
| Final Rank | 9 |
| Fastest Section Time (Section) | 0:11.07 (800m) |
| Top Speed [km/h] (Section) | 66.8 (800m) |
| Race State | Finished |



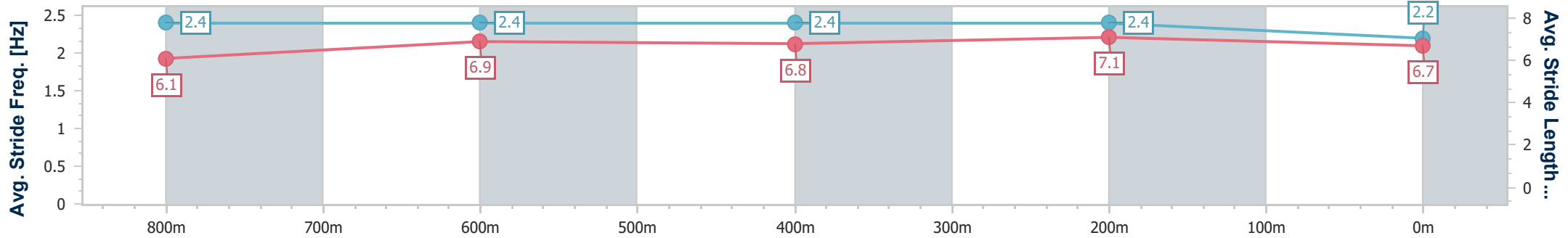
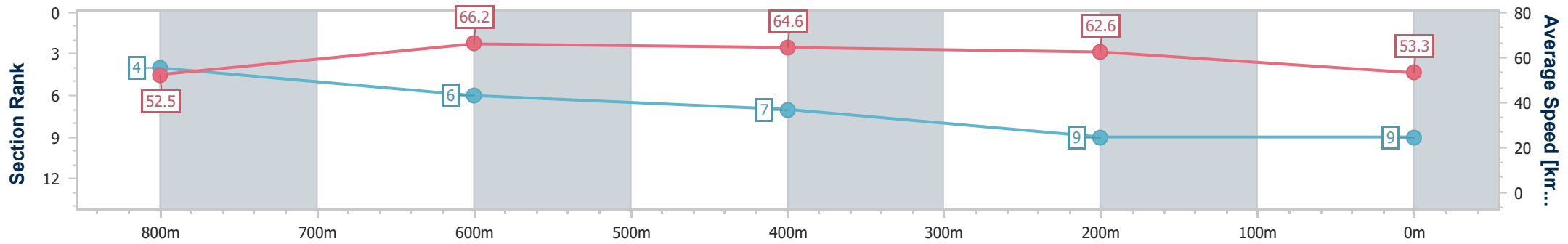
Sunshine Coast QLD Professional
Race 6: WHATEVER IT TAKES BENCHMARK 68 Handicap - 1000m



14 March 2025 - 20:30

Track Rating: Soft 7, Weather: Fine, Rail Position: True

| Section | Overall | 800m | 600m | 400m | 200m |
|------------------------|--------------------------|--------------------------|--------------------------|--------------------------|--------------------------|
| Section Times | 1:01.22 [9] (0:13.77) | 0:47.45 [4] (0:11.07) | 0:36.38 [6] (0:11.39) | 0:24.99 [7] (0:11.53) | 0:13.46 [9] (0:13.46) |
| Average Speed [km/h] | 52.5 | 66.2 | 64.6 | 62.6 | 53.3 |
| Top Speed [km/h] | 66.4 | 66.8 | 66.3 | 64.0 | 60.1 |
| Avg. Dist. to Rail [m] | 10.7 | 6.0 | 3.5 | 7.4 | 8.7 |
| Avg. Stride Freq. [Hz] | 2.4 | 2.4 | 2.4 | 2.4 | 2.2 |
| Avg. Stride Length [m] | 6.1 | 6.9 | 6.8 | 7.1 | 6.7 |



- [] Ranking at each section and finish
- .-.- No data available at this section
- NA No data available



Sunshine Coast QLD Professional

Race 7: HIGGINS COATINGS Class 3 Plate - 1800m

14 March 2025 - 21:10



Track Rating: Soft 7, Weather: Fine, Rail Position: True

| Section | | Overall | 1600m | 1400m | 1200m | 1000m | 800m | 600m | Last 600m | | | | |
|-------------|--|----------------------|----------------------|----------------------|--------------------------|--------------------------|--------------------------|--------------------------|--------------------------|--------------------------|--------------------------|---------|------------------------|
| Field Times | | 1:52.17 (0:14.13) | 1:38.04 (0:12.31) | 1:25.73 (0:11.96) | 1:13.77 (0:12.32) | 1:01.45 (0:12.40) | 0:49.05 (0:12.82) | 0:36.23 (0:12.42) | 0:36.23 | | | | |
| Rank | TAB Horse/Jockey | Barrier | Top Speed [km/h] | Fastest Section | | | | | | | | | Distance Travelled [m] |
| 1 | 6 DIVAKARA Kyle Wilson-Taylor | 1 | 62.4 600m | 0:11.76 400m | 1:52.17 [1] (0:14.88) | 1:37.29 [5] (0:12.11) | 1:25.18 [5] (0:12.28) | 1:12.90 [5] (0:12.40) | 1:00.50 [5] (0:12.28) | 0:48.22 [5] (0:12.41) | 0:35.81 [3] (0:12.00) | 0:35.81 | |
| 2 | 10 SACRED BULL Jake Bayliss | 4 | 62.5 400m | 0:11.71 400m | 1:52.77 [2] (0:14.97) | 1:37.80 [6] (0:12.22) | 1:25.58 [6] (0:12.28) | 1:13.30 [6] (0:12.40) | 1:00.90 [6] (0:12.30) | 0:48.60 [6] (0:12.38) | 0:36.22 [5] (0:12.10) | 0:36.22 | -7 |
| 3 | 11 JENNI MOREESE Mark Du Plessis | 2 | 62.2 Overall | 0:11.97 400m | 1:52.97 [3] (0:14.66) | 1:38.31 [2] (0:12.25) | 1:26.06 [4] (0:12.25) | 1:13.81 [4] (0:12.42) | 1:01.39 [4] (0:12.29) | 0:49.10 [3] (0:12.40) | 0:36.70 [2] (0:12.27) | 0:36.70 | -8 |
| 4 | 9 MEDICAL AUTOCRAT Justin Huxtable | 3 | 61.0 400m | 0:11.92 400m | 1:53.94 [4] (0:14.68) | 1:39.26 [3] (0:12.14) | 1:27.12 [3] (0:12.29) | 1:14.83 [3] (0:12.39) | 1:02.44 [3] (0:12.41) | 0:50.03 [4] (0:12.70) | 0:37.33 [6] (0:12.24) | 0:37.33 | -4 |
| 5 | 3 MAXIE TAP Nikita Beriman | 7 | 61.4 Overall | 0:11.96 1400m | 1:54.74 [5] (0:14.13) | 1:40.61 [1] (0:12.31) | 1:28.30 [1] (0:11.96) | 1:16.34 [1] (0:12.32) | 1:04.02 [1] (0:12.40) | 0:51.62 [1] (0:12.82) | 0:38.80 [1] (0:12.51) | 0:38.80 | -7 |
| 6 | 4 NORTH CHANNEL Damien Thornton | 5 | 61.7 600m | 0:12.12 600m | 1:55.46 [6] (0:15.11) | 1:40.35 [7] (0:12.21) | 1:28.14 [7] (0:12.32) | 1:15.82 [7] (0:12.40) | 1:03.42 [7] (0:12.31) | 0:51.11 [7] (0:12.38) | 0:38.73 [7] (0:12.12) | 0:38.73 | +2 |
| 7 | 2 GULF OF SAROS Tiffani Brooker | 6 | 61.8 1600m | 0:12.00 1600m | 1:57.06 [7] (0:14.71) | 1:42.35 [4] (0:12.00) | 1:30.35 [2] (0:12.00) | 1:18.35 [2] (0:12.27) | 1:06.08 [2] (0:12.52) | 0:53.56 [2] (0:12.91) | 0:40.65 [4] (0:12.67) | 0:40.65 | +0 |

Scratched: Hillcrest Avenue (#8), Another Dazzler (#5), Central Park (#1), Got Yourself A Gun (#7)

[] Ranking at each section and finish
 -:-:- No data available at this section
 NA No data available

SCN Saddle cloth number
 DNF Did not finish
 DNT Did not track



Sunshine Coast QLD Professional
Race 7: HIGGINS COATINGS Class 3 Plate - 1800m
14 March 2025 - 21:10



Track Rating: Soft 7, Weather: Fine, Rail Position: True

| Section | | | | 400m | 200m | | | Last 600m | | | |
|-------------|-----|--|---------|----------------------|----------------------|--------------------------|--------------------------|-----------|--|------------------------|----|
| Field Times | | | | 0:23.81 (0:11.76) | 0:12.05 (0:12.05) | | | 0:36.23 | | | |
| Rank | TAB | Horse/Jockey | Barrier | Top Speed [km/h] | Fastest Section | Margin | | | | Distance Travelled [m] | |
| 1 | 6 | DIVAKARA Kyle Wilson-Taylor | 1 | 62.4 600m | 0:11.76 400m | 0:23.81 [1] (0:11.76) | 0:12.05 [1] (0:12.05) | 1:52.17 | | 0:35.81 | |
| 2 | 10 | SACRED BULL Jake Bayliss | 4 | 62.5 400m | 0:11.71 400m | 0:24.12 [4] (0:11.71) | 0:12.41 [2] (0:12.41) | 3.5L | | 0:36.22 | -7 |
| 3 | 11 | JENNI MOREESE Mark Du Plessis | 2 | 62.2 Overall | 0:11.97 400m | 0:24.43 [3] (0:11.97) | 0:12.46 [3] (0:12.46) | 4.5L | | 0:36.70 | -8 |
| 4 | 9 | MEDICAL AUTOCRAT Justin Huxtable | 3 | 61.0 400m | 0:11.92 400m | 0:25.09 [5] (0:11.92) | 0:13.17 [4] (0:13.17) | 10L | | 0:37.33 | -4 |
| 5 | 3 | MAXIE TAP Nikita Beriman | 7 | 61.4 Overall | 0:11.96 1400m | 0:26.29 [2] (0:12.52) | 0:13.77 [5] (0:13.77) | 14.5L | | 0:38.80 | -7 |
| 6 | 4 | NORTH CHANNEL Damien Thornton | 5 | 61.7 600m | 0:12.12 600m | 0:26.61 [6] (0:12.36) | 0:14.25 [6] (0:14.25) | 18.5L | | 0:38.73 | +2 |
| 7 | 2 | GULF OF SAROS Tiffani Brooker | 6 | 61.8 1600m | 0:12.00 1600m | 0:27.98 [7] (0:13.16) | 0:14.82 [7] (0:14.82) | 27.8L | | 0:40.65 | +0 |

Scratched: Hillcrest Avenue (#8), Another Dazzler (#5), Central Park (#1), Got Yourself A Gun (#7)

[] Ranking at each section and finish
 -:-:- No data available at this section
 NA No data available

SCN Saddle cloth number
 DNF Did not finish
 DNT Did not track



| | |
|--------------------------------|----------------|
| Horse/Jockey Name | Divakara |
| Final Rank | 1 |
| Fastest Section Time (Section) | 0:11.76 (400m) |
| Top Speed [km/h] (Section) | 62.4 (600m) |
| Race State | Finished |



Sunshine Coast QLD Professional

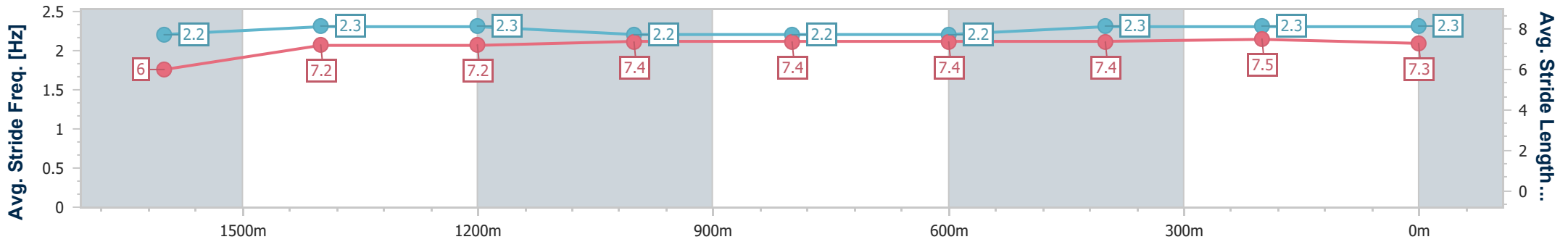
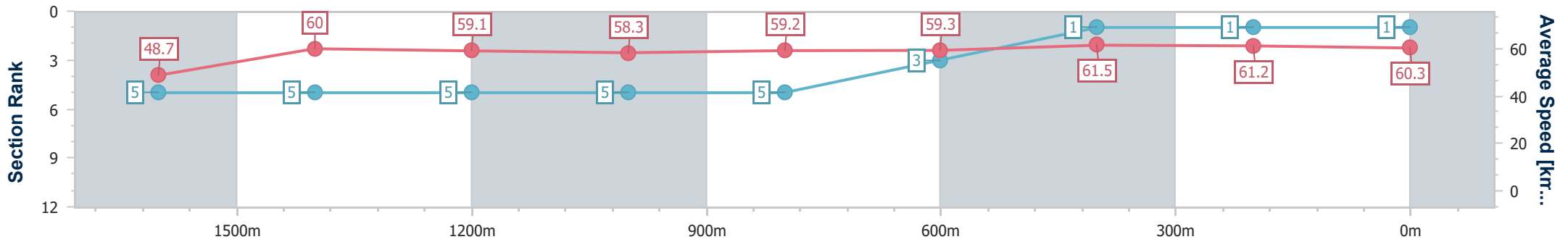
Race 7: HIGGINS COATINGS Class 3 Plate - 1800m



14 March 2025 - 21:10

Track Rating: Soft 7, Weather: Fine, Rail Position: True

| Section | Overall | 1600m | 1400m | 1200m | 1000m | 800m | 600m | 400m | 200m | | | |
|------------------------|--------------------------|--------------------------|--------------------------|--------------------------|--------------------------|--------------------------|--------------------------|--------------------------|--------------------------|--|--|--|
| Section Times | 1:52.17 [1] (0:14.88) | 1:37.29 [5] (0:12.11) | 1:25.18 [5] (0:12.28) | 1:12.90 [5] (0:12.40) | 1:00.50 [5] (0:12.28) | 0:48.22 [5] (0:12.41) | 0:35.81 [3] (0:12.00) | 0:23.81 [1] (0:11.76) | 0:12.05 [1] (0:12.05) | | | |
| Average Speed [km/h] | 48.7 | 60.0 | 59.1 | 58.3 | 59.2 | 59.3 | 61.5 | 61.2 | 60.3 | | | |
| Top Speed [km/h] | 59.7 | 60.7 | 60.1 | 59.3 | 60.2 | 60.8 | 62.4 | 62.1 | 61.1 | | | |
| Avg. Dist. to Rail [m] | 5.4 | 2.8 | 2.9 | 3.5 | 3.8 | 3.9 | 4.2 | 5.7 | 4.7 | | | |
| Avg. Stride Freq. [Hz] | 2.2 | 2.3 | 2.3 | 2.2 | 2.2 | 2.2 | 2.3 | 2.3 | 2.3 | | | |
| Avg. Stride Length [m] | 6.0 | 7.2 | 7.2 | 7.4 | 7.4 | 7.4 | 7.4 | 7.5 | 7.3 | | | |



- [] Ranking at each section and finish
- .-.- No data available at this section
- NA No data available



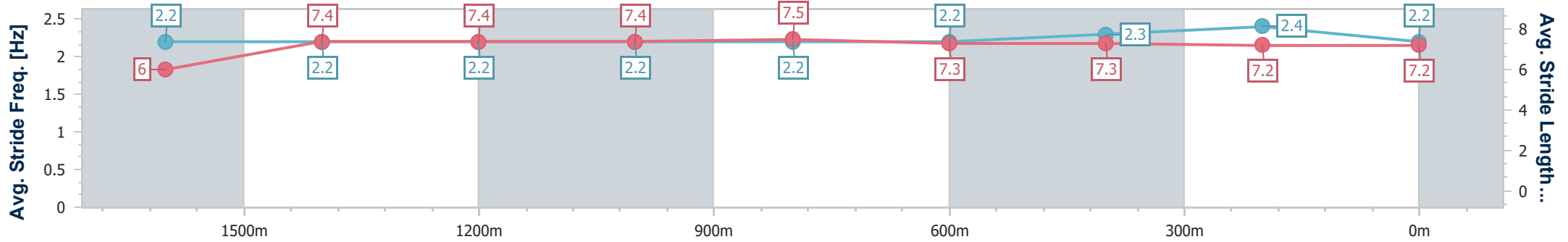
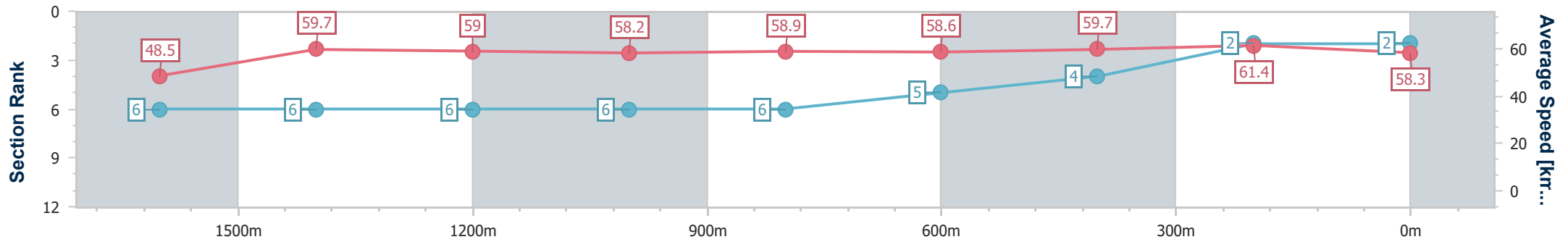
| | |
|--------------------------------|----------------|
| Horse/Jockey Name | Sacred Bull |
| Final Rank | 2 |
| Fastest Section Time (Section) | 0:11.71 (400m) |
| Top Speed [km/h] (Section) | 62.5 (400m) |
| Race State | Finished |



Sunshine Coast QLD Professional
 Race 7: HIGGINS COATINGS Class 3 Plate - 1800m
 14 March 2025 - 21:10
 Track Rating: Soft 7, Weather: Fine, Rail Position: True



| Section | Overall | 1600m | 1400m | 1200m | 1000m | 800m | 600m | 400m | 200m |
|------------------------|--------------------------|--------------------------|--------------------------|--------------------------|--------------------------|--------------------------|--------------------------|--------------------------|--------------------------|
| Section Times | 1:52.77 [2] (0:14.97) | 1:37.80 [6] (0:12.22) | 1:25.58 [6] (0:12.28) | 1:13.30 [6] (0:12.40) | 1:00.90 [6] (0:12.30) | 0:48.60 [6] (0:12.38) | 0:36.22 [5] (0:12.10) | 0:24.12 [4] (0:11.71) | 0:12.41 [2] (0:12.41) |
| Average Speed [km/h] | 48.5 | 59.7 | 59.0 | 58.2 | 58.9 | 58.6 | 59.7 | 61.4 | 58.3 |
| Top Speed [km/h] | 59.8 | 60.8 | 59.8 | 59.1 | 59.7 | 61.0 | 60.4 | 62.5 | 60.5 |
| Avg. Dist. to Rail [m] | 6.7 | 3.8 | 2.4 | 2.8 | 2.6 | 1.7 | 0.6 | 1.0 | 1.9 |
| Avg. Stride Freq. [Hz] | 2.2 | 2.2 | 2.2 | 2.2 | 2.2 | 2.2 | 2.3 | 2.4 | 2.2 |
| Avg. Stride Length [m] | 6.0 | 7.4 | 7.4 | 7.4 | 7.5 | 7.3 | 7.3 | 7.2 | 7.2 |



- [] Ranking at each section and finish
- .-.- No data available at this section
- NA No data available



| | |
|--------------------------------|----------------|
| Horse/Jockey Name | Jenni Moreese |
| Final Rank | 3 |
| Fastest Section Time (Section) | 0:11.97 (400m) |
| Top Speed [km/h] (Section) | 62.2 (Overall) |
| Race State | Finished |



Sunshine Coast QLD Professional

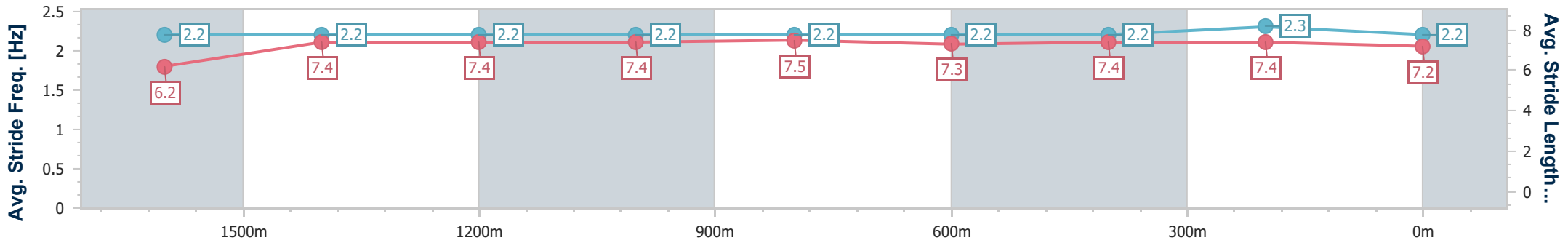
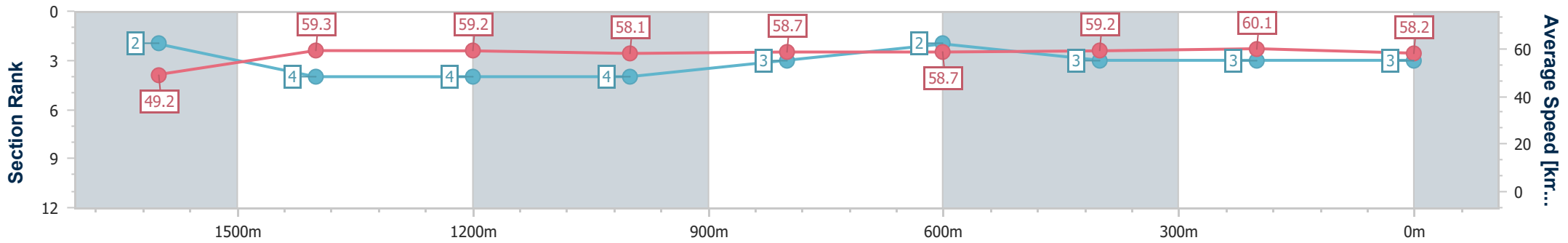
Race 7: HIGGINS COATINGS Class 3 Plate - 1800m



14 March 2025 - 21:10

Track Rating: Soft 7, Weather: Fine, Rail Position: True

| Section | Overall | 1600m | 1400m | 1200m | 1000m | 800m | 600m | 400m | 200m |
|------------------------|--------------------------|--------------------------|--------------------------|--------------------------|--------------------------|--------------------------|--------------------------|--------------------------|--------------------------|
| Section Times | 1:52.97 [3] (0:14.66) | 1:38.31 [2] (0:12.25) | 1:26.06 [4] (0:12.25) | 1:13.81 [4] (0:12.42) | 1:01.39 [4] (0:12.29) | 0:49.10 [3] (0:12.40) | 0:36.70 [2] (0:12.27) | 0:24.43 [3] (0:11.97) | 0:12.46 [3] (0:12.46) |
| Average Speed [km/h] | 49.2 | 59.3 | 59.2 | 58.1 | 58.7 | 58.7 | 59.2 | 60.1 | 58.2 |
| Top Speed [km/h] | 62.2 | 60.4 | 59.7 | 58.5 | 59.7 | 60.2 | 60.4 | 60.6 | 59.6 |
| Avg. Dist. to Rail [m] | 5.4 | 2.3 | 2.3 | 2.9 | 2.6 | 1.6 | 1.7 | 3.7 | 4.0 |
| Avg. Stride Freq. [Hz] | 2.2 | 2.2 | 2.2 | 2.2 | 2.2 | 2.2 | 2.2 | 2.3 | 2.2 |
| Avg. Stride Length [m] | 6.2 | 7.4 | 7.4 | 7.4 | 7.5 | 7.3 | 7.4 | 7.4 | 7.2 |



- [] Ranking at each section and finish
- .-.- No data available at this section
- NA No data available



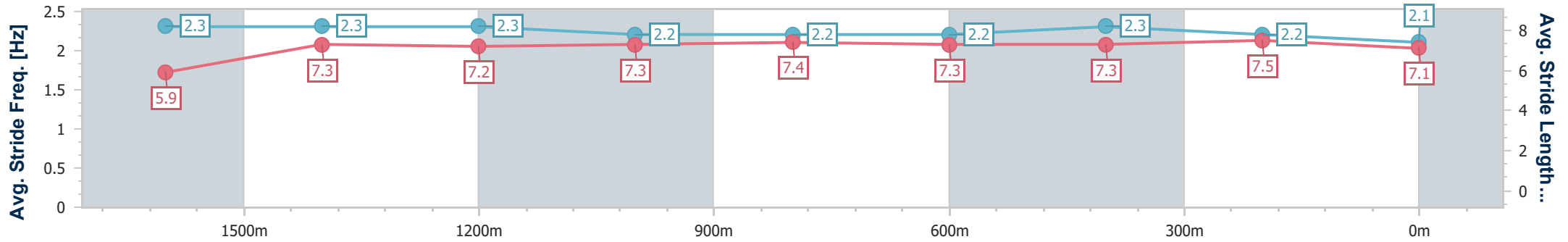
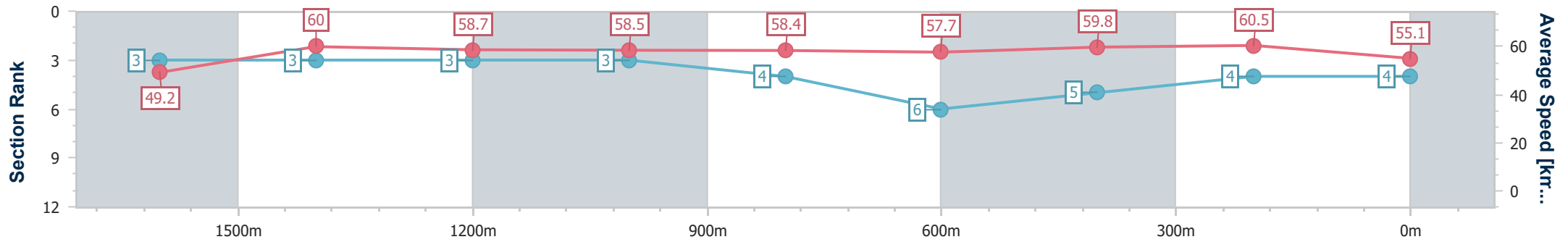
| | |
|--------------------------------|------------------|
| Horse/Jockey Name | Medical Autocrat |
| Final Rank | 4 |
| Fastest Section Time (Section) | 0:11.92 (400m) |
| Top Speed [km/h] (Section) | 61.0 (400m) |
| Race State | Finished |



Sunshine Coast QLD Professional
 Race 7: HIGGINS COATINGS Class 3 Plate - 1800m
 14 March 2025 - 21:10
 Track Rating: Soft 7, Weather: Fine, Rail Position: True



| Section | Overall | 1600m | 1400m | 1200m | 1000m | 800m | 600m | 400m | 200m |
|------------------------|--------------------------|--------------------------|--------------------------|--------------------------|--------------------------|--------------------------|--------------------------|--------------------------|--------------------------|
| Section Times | 1:53.94 [4] (0:14.68) | 1:39.26 [3] (0:12.14) | 1:27.12 [3] (0:12.29) | 1:14.83 [3] (0:12.39) | 1:02.44 [3] (0:12.41) | 0:50.03 [4] (0:12.70) | 0:37.33 [6] (0:12.24) | 0:25.09 [5] (0:11.92) | 0:13.17 [4] (0:13.17) |
| Average Speed [km/h] | 49.2 | 60.0 | 58.7 | 58.5 | 58.4 | 57.7 | 59.8 | 60.5 | 55.1 |
| Top Speed [km/h] | 59.7 | 60.8 | 60.1 | 59.0 | 59.2 | 59.6 | 61.0 | 61.0 | 57.5 |
| Avg. Dist. to Rail [m] | 5.9 | 2.4 | 2.4 | 3.7 | 3.5 | 3.2 | 2.7 | 4.5 | 4.4 |
| Avg. Stride Freq. [Hz] | 2.3 | 2.3 | 2.3 | 2.2 | 2.2 | 2.2 | 2.3 | 2.2 | 2.1 |
| Avg. Stride Length [m] | 5.9 | 7.3 | 7.2 | 7.3 | 7.4 | 7.3 | 7.3 | 7.5 | 7.1 |



- [] Ranking at each section and finish
- .-.- No data available at this section
- NA No data available



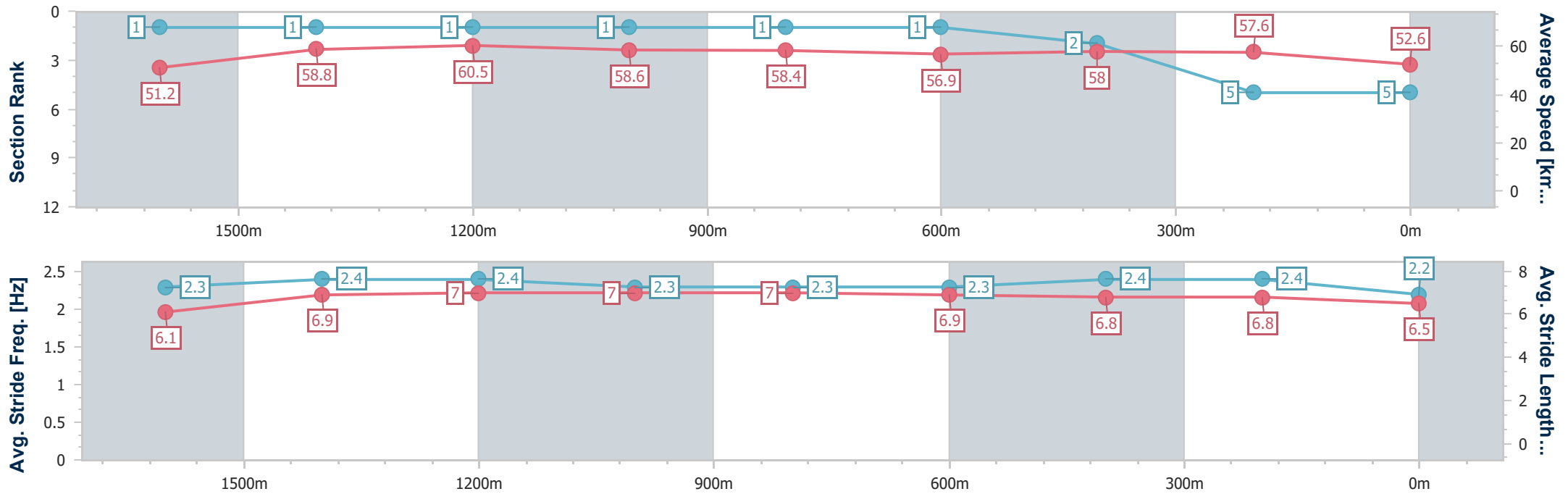
| | |
|--------------------------------|-----------------|
| Horse/Jockey Name | Maxie Tap |
| Final Rank | 5 |
| Fastest Section Time (Section) | 0:11.96 (1400m) |
| Top Speed [km/h] (Section) | 61.4 (Overall) |
| Race State | Finished |



Sunshine Coast QLD Professional
 Race 7: HIGGINS COATINGS Class 3 Plate - 1800m
 14 March 2025 - 21:10
 Track Rating: Soft 7, Weather: Fine, Rail Position: True



| Section | Overall | 1600m | 1400m | 1200m | 1000m | 800m | 600m | 400m | 200m | | | | |
|------------------------|--------------------------|--------------------------|--------------------------|--------------------------|--------------------------|--------------------------|--------------------------|--------------------------|--------------------------|--|--|--|--|
| Section Times | 1:54.74 [5] (0:14.13) | 1:40.61 [1] (0:12.31) | 1:28.30 [1] (0:11.96) | 1:16.34 [1] (0:12.32) | 1:04.02 [1] (0:12.40) | 0:51.62 [1] (0:12.82) | 0:38.80 [1] (0:12.51) | 0:26.29 [2] (0:12.52) | 0:13.77 [5] (0:13.77) | | | | |
| Average Speed [km/h] | 51.2 | 58.8 | 60.5 | 58.6 | 58.4 | 56.9 | 58.0 | 57.6 | 52.6 | | | | |
| Top Speed [km/h] | 61.4 | 60.3 | 61.1 | 59.8 | 59.2 | 57.3 | 58.9 | 58.9 | 55.9 | | | | |
| Avg. Dist. to Rail [m] | 8.8 | 1.5 | 2.2 | 2.6 | 2.4 | 2.4 | 1.4 | 2.8 | 3.6 | | | | |
| Avg. Stride Freq. [Hz] | 2.3 | 2.4 | 2.4 | 2.3 | 2.3 | 2.3 | 2.4 | 2.4 | 2.2 | | | | |
| Avg. Stride Length [m] | 6.1 | 6.9 | 7.0 | 7.0 | 7.0 | 6.9 | 6.8 | 6.8 | 6.5 | | | | |



- [] Ranking at each section and finish
- .-.- No data available at this section
- NA No data available



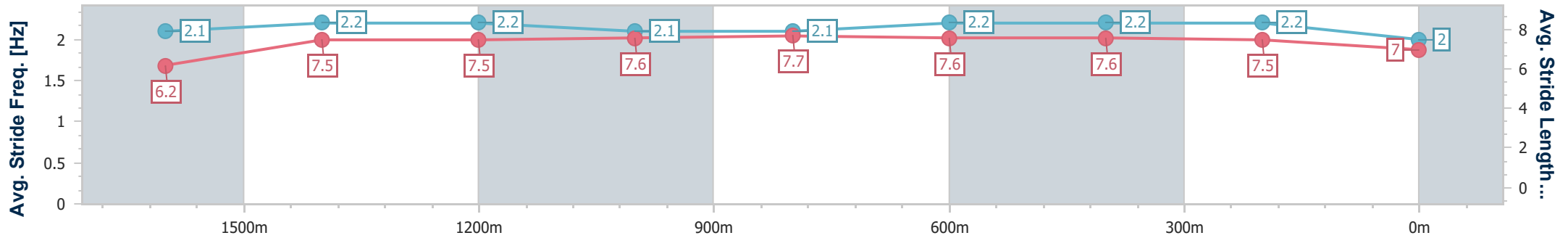
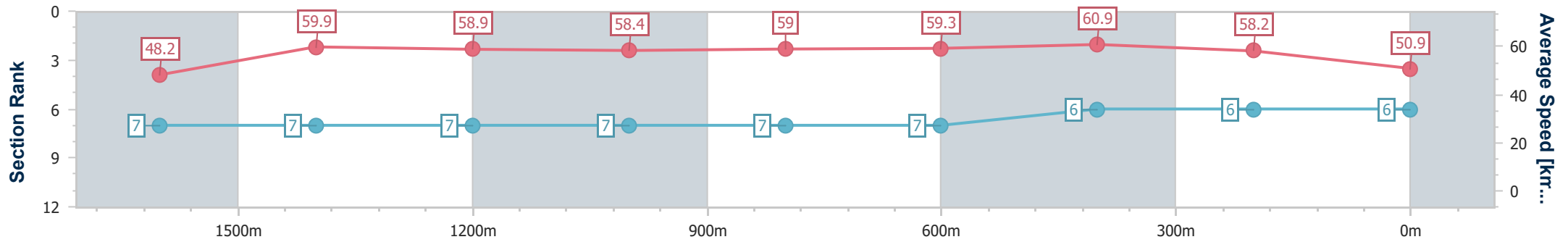
| | |
|--------------------------------|----------------|
| Horse/Jockey Name | North Channel |
| Final Rank | 6 |
| Fastest Section Time (Section) | 0:12.12 (600m) |
| Top Speed [km/h] (Section) | 61.7 (600m) |
| Race State | Finished |



Sunshine Coast QLD Professional
 Race 7: HIGGINS COATINGS Class 3 Plate - 1800m
 14 March 2025 - 21:10
 Track Rating: Soft 7, Weather: Fine, Rail Position: True



| Section | Overall | 1600m | 1400m | 1200m | 1000m | 800m | 600m | 400m | 200m | | | |
|------------------------|--------------------------|--------------------------|--------------------------|--------------------------|--------------------------|--------------------------|--------------------------|--------------------------|--------------------------|--|--|--|
| Section Times | 1:55.46 [6] (0:15.11) | 1:40.35 [7] (0:12.21) | 1:28.14 [7] (0:12.32) | 1:15.82 [7] (0:12.40) | 1:03.42 [7] (0:12.31) | 0:51.11 [7] (0:12.38) | 0:38.73 [7] (0:12.12) | 0:26.61 [6] (0:12.36) | 0:14.25 [6] (0:14.25) | | | |
| Average Speed [km/h] | 48.2 | 59.9 | 58.9 | 58.4 | 59.0 | 59.3 | 60.9 | 58.2 | 50.9 | | | |
| Top Speed [km/h] | 59.7 | 61.3 | 60.0 | 59.5 | 60.1 | 60.5 | 61.7 | 59.9 | 56.2 | | | |
| Avg. Dist. to Rail [m] | 8.3 | 4.4 | 3.6 | 4.1 | 3.9 | 3.3 | 4.4 | 7.2 | 6.2 | | | |
| Avg. Stride Freq. [Hz] | 2.1 | 2.2 | 2.2 | 2.1 | 2.1 | 2.2 | 2.2 | 2.2 | 2.0 | | | |
| Avg. Stride Length [m] | 6.2 | 7.5 | 7.5 | 7.6 | 7.7 | 7.6 | 7.6 | 7.5 | 7.0 | | | |



- [] Ranking at each section and finish
- .-.- No data available at this section
- NA No data available



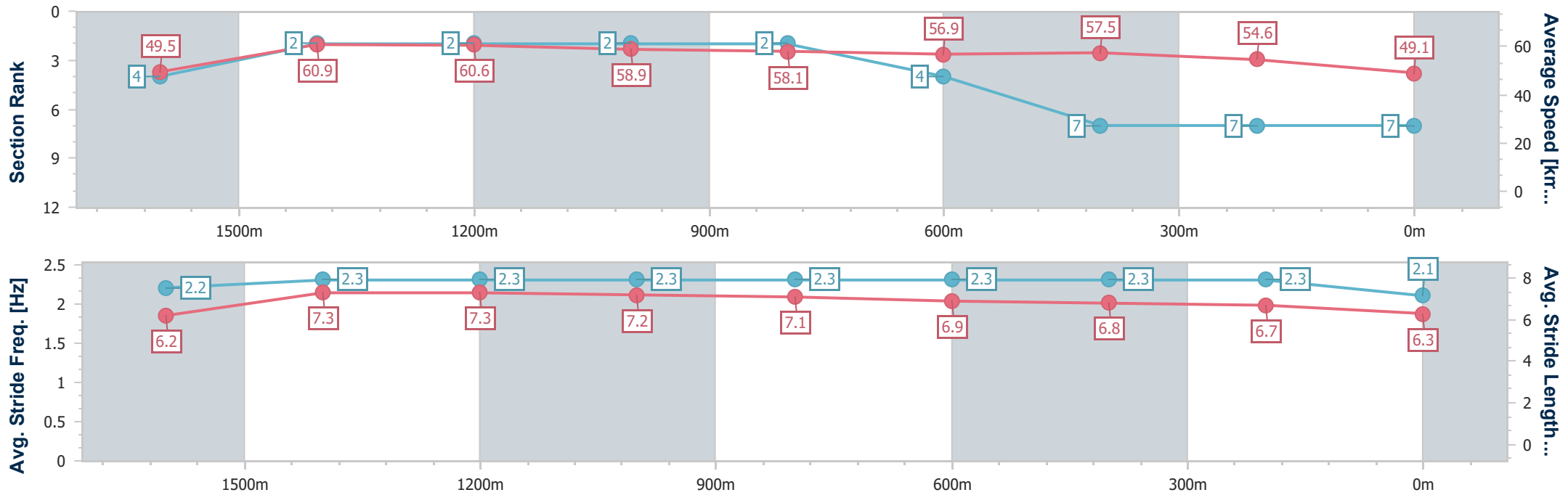
| | |
|--------------------------------|-----------------|
| Horse/Jockey Name | Gulf Of Saros |
| Final Rank | 7 |
| Fastest Section Time (Section) | 0:12.00 (1600m) |
| Top Speed [km/h] (Section) | 61.8 (1600m) |
| Race State | Finished |



Sunshine Coast QLD Professional
 Race 7: HIGGINS COATINGS Class 3 Plate - 1800m
 14 March 2025 - 21:10
 Track Rating: Soft 7, Weather: Fine, Rail Position: True



| Section | Overall | 1600m | 1400m | 1200m | 1000m | 800m | 600m | 400m | 200m |
|------------------------|--------------------------|--------------------------|--------------------------|--------------------------|--------------------------|--------------------------|--------------------------|--------------------------|--------------------------|
| Section Times | 1:57.06 [7] (0:14.71) | 1:42.35 [4] (0:12.00) | 1:30.35 [2] (0:12.00) | 1:18.35 [2] (0:12.27) | 1:06.08 [2] (0:12.52) | 0:53.56 [2] (0:12.91) | 0:40.65 [4] (0:12.67) | 0:27.98 [7] (0:13.16) | 0:14.82 [7] (0:14.82) |
| Average Speed [km/h] | 49.5 | 60.9 | 60.6 | 58.9 | 58.1 | 56.9 | 57.5 | 54.6 | 49.1 |
| Top Speed [km/h] | 61.0 | 61.8 | 61.5 | 60.4 | 58.6 | 58.1 | 58.9 | 56.6 | 52.5 |
| Avg. Dist. to Rail [m] | 9.3 | 4.8 | 4.6 | 4.0 | 3.7 | 3.5 | 1.9 | 1.9 | 2.7 |
| Avg. Stride Freq. [Hz] | 2.2 | 2.3 | 2.3 | 2.3 | 2.3 | 2.3 | 2.3 | 2.3 | 2.1 |
| Avg. Stride Length [m] | 6.2 | 7.3 | 7.3 | 7.2 | 7.1 | 6.9 | 6.8 | 6.7 | 6.3 |



- [] Ranking at each section and finish
- .-.- No data available at this section
- NA No data available