



# Townsville QLD Professional

## Race 1: MILTON 'BUB' BAKER MEMORIAL Maiden Plate - 1000m

14 March 2025 - 13:34



Track Rating: Soft 5, Weather: Fine, Rail Position: +6m 1000m-W/Post; +2m Remainder

Section		Overall									Last 600m		
Field Times		0:57.08 (0:13.04)									0:33.65 (0:11.73)		
		800m			600m			400m			200m		
		0:44.04 (0:10.39)			0:33.65 (0:10.68)			0:22.97 (0:11.24)			0:11.73 (0:11.73)		
Rank	TAB	Horse/Jockey	Barrier	Top Speed [km/h]	Fastest Section	Overall	800m	600m	400m	200m	Margin	Last 600m	Distance Travelled [m]
1	1	BUBBLES'N'FROTH Justin Stanley	9	70.1 800m	0:10.44 800m	0:57.08 [1] (0:13.28)	0:43.80 [3] (0:10.44)	0:33.36 [3] (0:10.64)	0:22.72 [3] (0:11.13)	0:11.59 [3] (0:11.59)	0:57.08	0:33.36	
2	2	BULLSEYE BANJO Micheal McDonald	4	71.8 Overall	0:10.37 800m	0:57.25 [2] (0:13.14)	0:44.11 [2] (0:10.37)	0:33.74 [2] (0:10.73)	0:23.01 [2] (0:11.22)	0:11.79 [2] (0:11.79)	1L	0:33.74	+6
3	7	GABBY'S READY Wanderson D'Avila	2	70.4 800m	0:10.39 800m	0:57.27 [3] (0:13.04)	0:44.23 [1] (0:10.39)	0:33.84 [1] (0:10.68)	0:23.16 [1] (0:11.24)	0:11.92 [1] (0:11.92)	1.14L	0:33.84	-1
4	8	GLAD RAG DOLL Chris Whiteley	5	71.5 800m	0:10.37 800m	0:57.51 [4] (0:13.43)	0:44.08 [5] (0:10.37)	0:33.71 [5] (0:10.68)	0:23.03 [4] (0:11.10)	0:11.93 [4] (0:11.93)	2.58L	0:33.71	+1
5	5	THE KAMIKAZE Denicious Smith	3	70.5 800m	0:10.43 800m	0:57.61 [5] (0:13.53)	0:44.08 [8] (0:10.43)	0:33.65 [8] (0:10.71)	0:22.94 [7] (0:11.15)	0:11.79 [6] (0:11.79)	3.12L	0:33.65	+0
6	10	MAGIC TYLA Gabrielle Semmens	10	71.0 800m	0:10.44 800m	0:57.84 [6] (0:13.48)	0:44.36 [7] (0:10.44)	0:33.92 [6] (0:10.71)	0:23.21 [6] (0:11.16)	0:12.05 [5] (0:12.05)	4.51L	0:33.92	+3
7	3	LONGCROSS Ryan Wiggins	6	70.9 800m	0:10.50 800m	0:57.98 [7] (0:13.77)	0:44.21 [10] (0:10.50)	0:33.71 [10] (0:10.64)	0:23.07 [8] (0:11.20)	0:11.87 [9] (0:11.87)	5.31L	0:33.71	+2
8	6	HEZA ROMEO Nathan Thomas	8	70.9 800m	0:10.53 800m	0:58.15 [8] (0:13.43)	0:44.72 [6] (0:10.53)	0:34.19 [7] (0:11.00)	0:23.19 [9] (0:11.12)	0:12.07 [8] (0:12.07)	6.32L	0:34.19	+3
9	9	HEAD BEE Jason Taylor	1	69.3 800m	0:10.48 800m	0:58.62 [9] (0:13.31)	0:45.31 [4] (0:10.48)	0:34.83 [4] (0:10.81)	0:24.02 [5] (0:11.45)	0:12.57 [7] (0:12.57)	9.06L	0:34.83	-3
10	4	ONE PERCENT Aidan Holt	7	70.0 800m	0:10.53 800m	0:58.80 [10] (0:13.67)	0:45.13 [9] (0:10.53)	0:34.60 [9] (0:10.96)	0:23.64 [10] (0:11.34)	0:12.30 [10] (0:12.30)	10.13L	0:34.60	+4

[ ] Ranking at each section and finish  
 -:-:- No data available at this section  
 NA No data available

SCN Saddle cloth number  
 DNF Did not finish  
 DNT Did not track



Horse/Jockey Name	Bubbles'n'froth
Final Rank	1
Fastest Section Time (Section)	0:10.44 (800m)
Top Speed [km/h] (Section)	70.1 (800m)
Race State	Finished



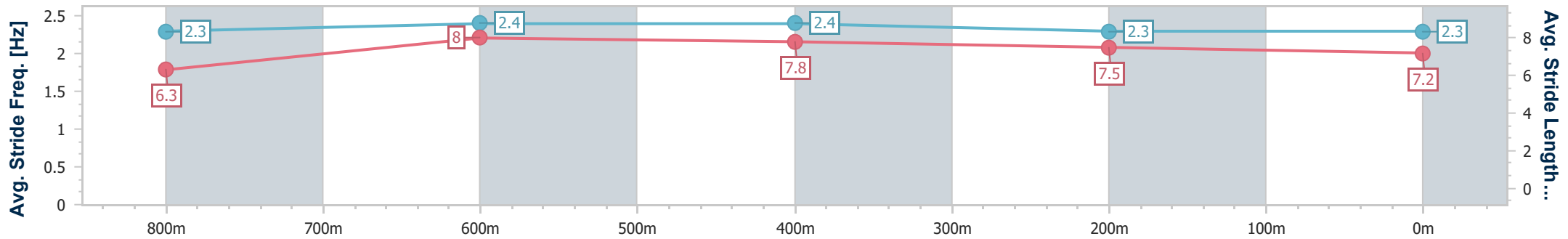
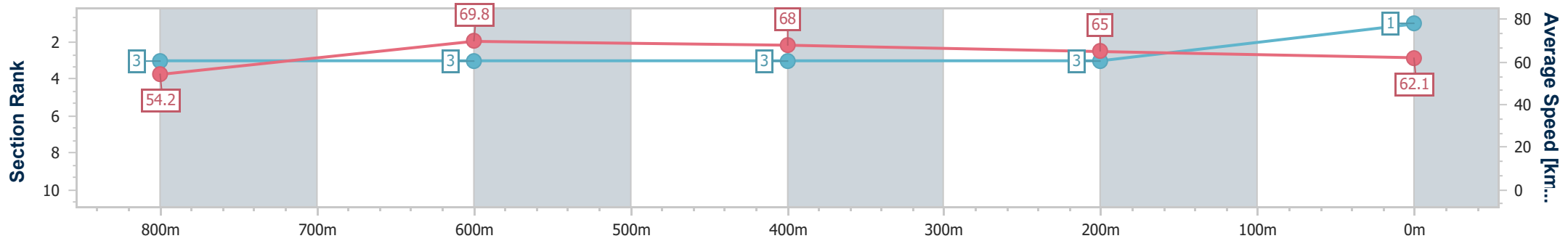
Townsville QLD Professional  
Race 1: MILTON 'BUB' BAKER MEMORIAL Maiden Plate - 1000m

14 March 2025 - 13:34

Track Rating: Soft 5, Weather: Fine, Rail Position: +6m 1000m-  
W/Post; +2m Remainder



Section	Overall	800m	600m	400m	200m
Section Times	0:57.08 [1] (0:13.28)	0:43.80 [3] (0:10.44)	0:33.36 [3] (0:10.64)	0:22.72 [3] (0:11.13)	0:11.59 [3] (0:11.59)
Average Speed [km/h]	54.2	69.8	68.0	65.0	62.1
Top Speed [km/h]	69.3	70.1	69.9	66.7	63.8
Avg. Dist. to Rail [m]	7.7	3.1	1.0	3.5	4.6
Avg. Stride Freq. [Hz]	2.3	2.4	2.4	2.3	2.3
Avg. Stride Length [m]	6.3	8.0	7.8	7.5	7.2



- [ ] Ranking at each section and finish
- .-.- No data available at this section
- NA No data available



Horse/Jockey Name	Bullseye Banjo
Final Rank	2
Fastest Section Time (Section)	0:10.37 (800m)
Top Speed [km/h] (Section)	71.8 (Overall)
Race State	Finished



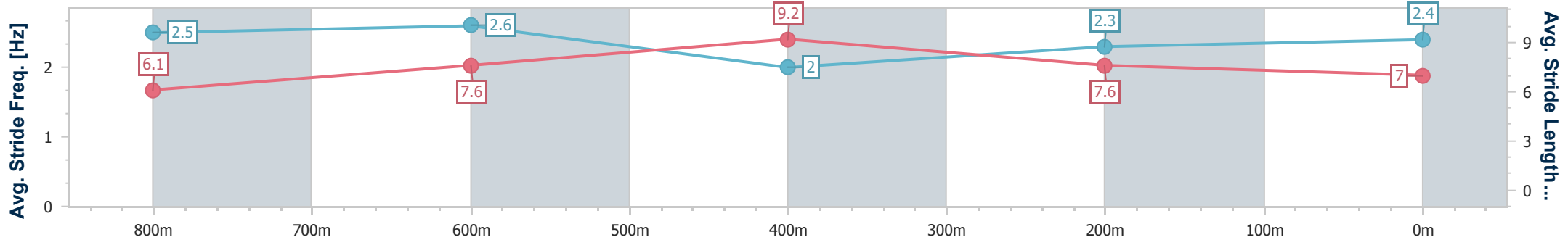
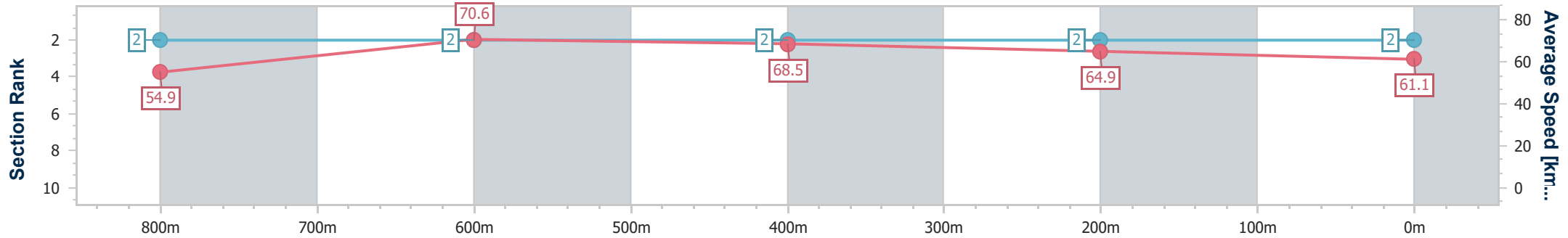
Townsville QLD Professional  
Race 1: MILTON 'BUB' BAKER MEMORIAL Maiden Plate - 1000m

14 March 2025 - 13:34

Track Rating: Soft 5, Weather: Fine, Rail Position: +6m 1000m-W/Post; +2m Remainder



Section	Overall	800m	600m	400m	200m
Section Times	0:57.25 [2] (0:13.14)	0:44.11 [2] (0:10.37)	0:33.74 [2] (0:10.73)	0:23.01 [2] (0:11.22)	0:11.79 [2] (0:11.79)
Average Speed [km/h]	54.9	70.6	68.5	64.9	61.1
Top Speed [km/h]	71.8	71.4	69.4	66.9	63.5
Avg. Dist. to Rail [m]	4.2	4.1	4.7	5.2	4.1
Avg. Stride Freq. [Hz]	2.5	2.6	2.0	2.3	2.4
Avg. Stride Length [m]	6.1	7.6	9.2	7.6	7.0



- [ ] Ranking at each section and finish
- .-.- No data available at this section
- NA No data available



Horse/Jockey Name	Gabby's Ready
Final Rank	3
Fastest Section Time (Section)	0:10.39 (800m)
Top Speed [km/h] (Section)	70.4 (800m)
Race State	Finished



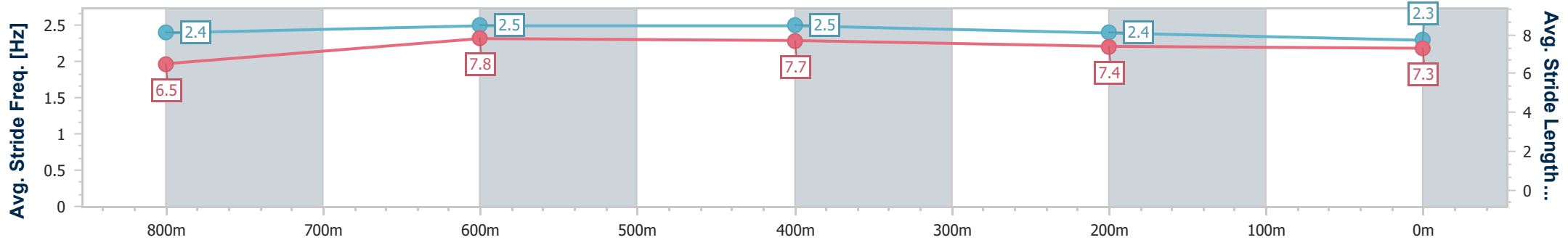
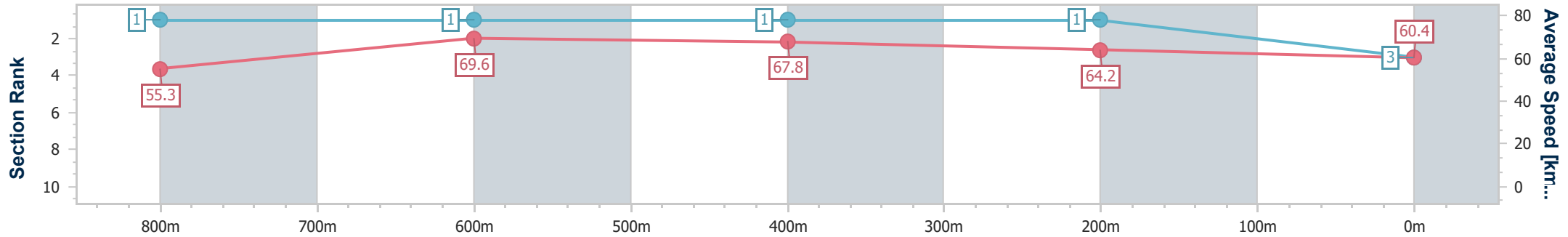
Townsville QLD Professional  
Race 1: MILTON 'BUB' BAKER MEMORIAL Maiden Plate - 1000m

14 March 2025 - 13:34

Track Rating: Soft 5, Weather: Fine, Rail Position: +6m 1000m-  
W/Post; +2m Remainder



Section	Overall	800m	600m	400m	200m
Section Times	0:57.27 [3] (0:13.04)	0:44.23 [1] (0:10.39)	0:33.84 [1] (0:10.68)	0:23.16 [1] (0:11.24)	0:11.92 [1] (0:11.92)
Average Speed [km/h]	55.3	69.6	67.8	64.2	60.4
Top Speed [km/h]	69.8	70.4	68.9	65.3	63.0
Avg. Dist. to Rail [m]	2.8	1.4	1.1	1.8	2.6
Avg. Stride Freq. [Hz]	2.4	2.5	2.5	2.4	2.3
Avg. Stride Length [m]	6.5	7.8	7.7	7.4	7.3



- [ ] Ranking at each section and finish
- .-.- No data available at this section
- NA No data available





Horse/Jockey Name	Glad Rag Doll
Final Rank	4
Fastest Section Time (Section)	0:10.37 (800m)
Top Speed [km/h] (Section)	71.5 (800m)
Race State	Finished



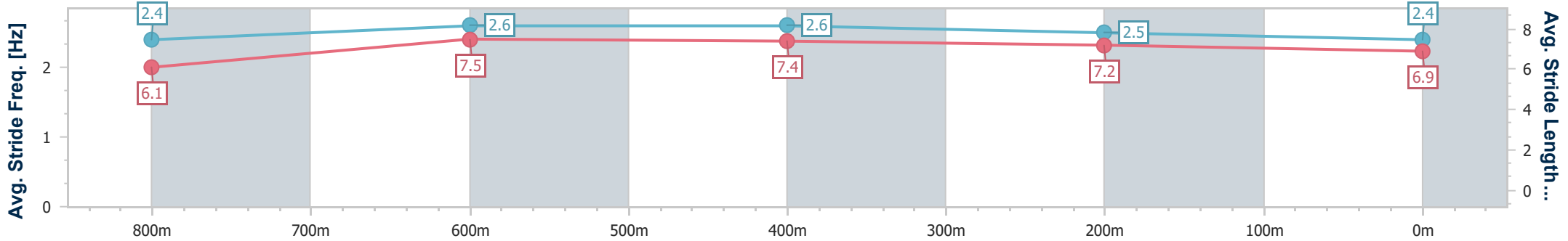
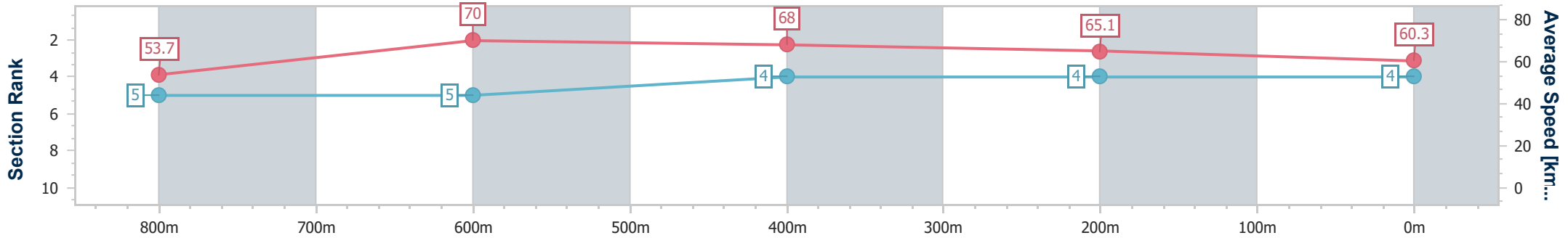
Townsville QLD Professional  
Race 1: MILTON 'BUB' BAKER MEMORIAL Maiden Plate - 1000m

14 March 2025 - 13:34

Track Rating: Soft 5, Weather: Fine, Rail Position: +6m 1000m-  
W/Post; +2m Remainder



Section	Overall	800m	600m	400m	200m
Section Times	0:57.51 [4] (0:13.43)	0:44.08 [5] (0:10.37)	0:33.71 [5] (0:10.68)	0:23.03 [4] (0:11.10)	0:11.93 [4] (0:11.93)
Average Speed [km/h]	53.7	70.0	68.0	65.1	60.3
Top Speed [km/h]	71.5	71.5	69.3	66.1	63.9
Avg. Dist. to Rail [m]	5.1	2.8	1.8	2.4	2.4
Avg. Stride Freq. [Hz]	2.4	2.6	2.6	2.5	2.4
Avg. Stride Length [m]	6.1	7.5	7.4	7.2	6.9



- [ ] Ranking at each section and finish
- .-.- No data available at this section
- NA No data available



Horse/Jockey Name	The Kamikaze
Final Rank	5
Fastest Section Time (Section)	0:10.43 (800m)
Top Speed [km/h] (Section)	70.5 (800m)
Race State	Finished



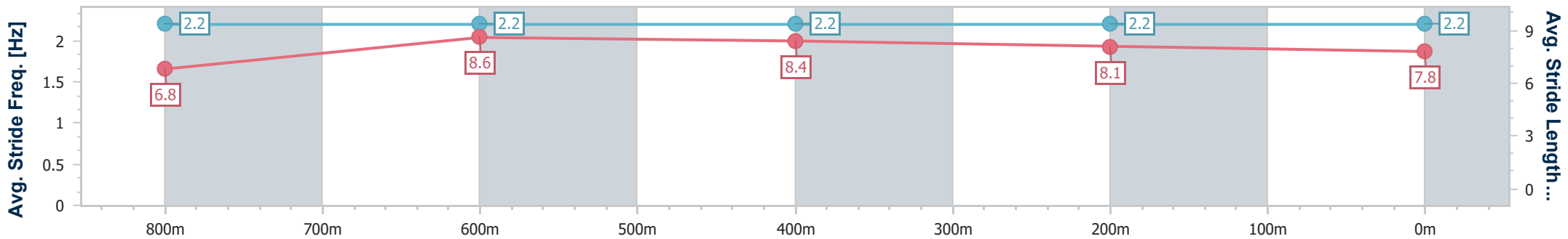
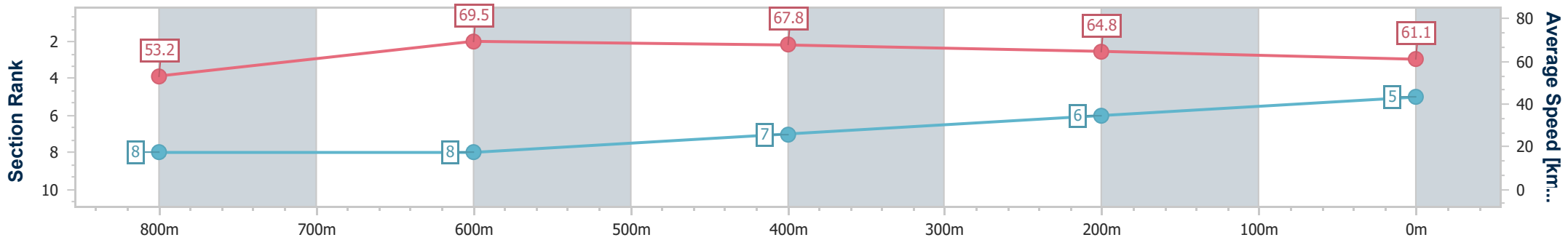
Townsville QLD Professional  
Race 1: MILTON 'BUB' BAKER MEMORIAL Maiden Plate - 1000m

14 March 2025 - 13:34

Track Rating: Soft 5, Weather: Fine, Rail Position: +6m 1000m-  
W/Post; +2m Remainder



Section	Overall	800m	600m	400m	200m
Section Times	0:57.61 [5] (0:13.53)	0:44.08 [8] (0:10.43)	0:33.65 [8] (0:10.71)	0:22.94 [7] (0:11.15)	0:11.79 [6] (0:11.79)
Average Speed [km/h]	53.2	69.5	67.8	64.8	61.1
Top Speed [km/h]	70.5	70.5	69.0	66.6	63.8
Avg. Dist. to Rail [m]	2.4	1.6	1.6	3.5	5.2
Avg. Stride Freq. [Hz]	2.2	2.2	2.2	2.2	2.2
Avg. Stride Length [m]	6.8	8.6	8.4	8.1	7.8



- [ ] Ranking at each section and finish
- .-.- No data available at this section
- NA No data available



Horse/Jockey Name	Magic Tyla
Final Rank	6
Fastest Section Time (Section)	0:10.44 (800m)
Top Speed [km/h] (Section)	71.0 (800m)
Race State	Finished



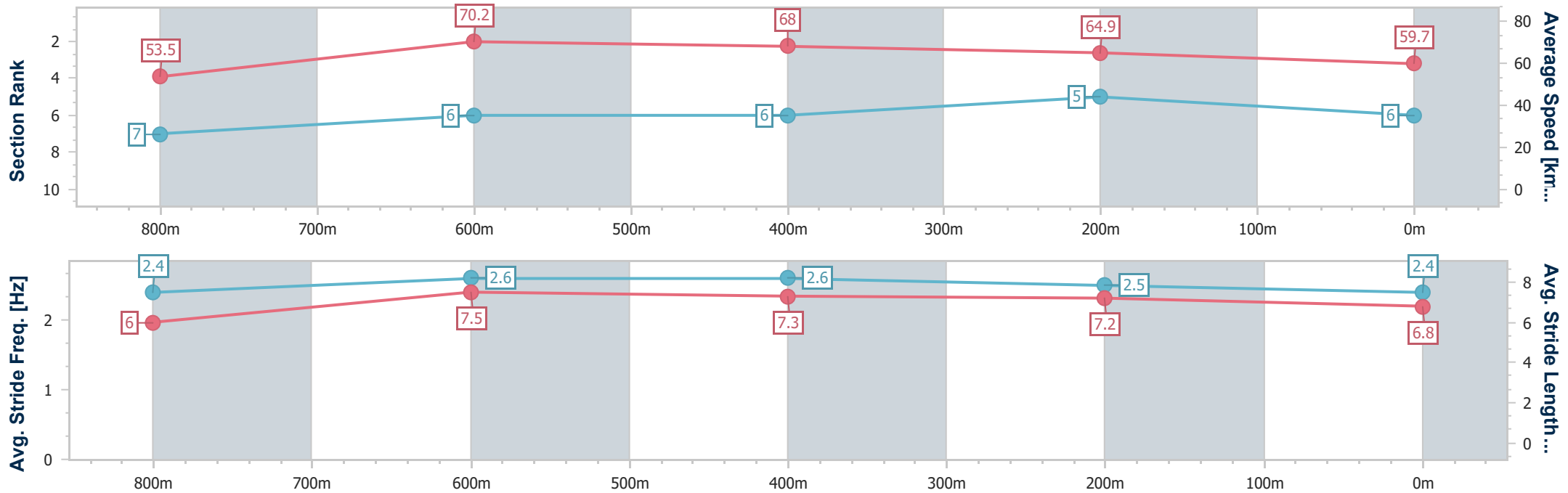
Townsville QLD Professional  
Race 1: MILTON 'BUB' BAKER MEMORIAL Maiden Plate - 1000m

14 March 2025 - 13:34

Track Rating: Soft 5, Weather: Fine, Rail Position: +6m 1000m-W/Post; +2m Remainder



Section	Overall	800m	600m	400m	200m
Section Times	0:57.84 [6] (0:13.48)	0:44.36 [7] (0:10.44)	0:33.92 [6] (0:10.71)	0:23.21 [6] (0:11.16)	0:12.05 [5] (0:12.05)
Average Speed [km/h]	53.5	70.2	68.0	64.9	59.7
Top Speed [km/h]	69.3	71.0	69.0	67.4	62.4
Avg. Dist. to Rail [m]	8.8	4.4	2.4	3.9	6.0
Avg. Stride Freq. [Hz]	2.4	2.6	2.6	2.5	2.4
Avg. Stride Length [m]	6.0	7.5	7.3	7.2	6.8



- [ ] Ranking at each section and finish
- .-.- No data available at this section
- NA No data available



Horse/Jockey Name	Longcross
Final Rank	7
Fastest Section Time (Section)	0:10.50 (800m)
Top Speed [km/h] (Section)	70.9 (800m)
Race State	Finished



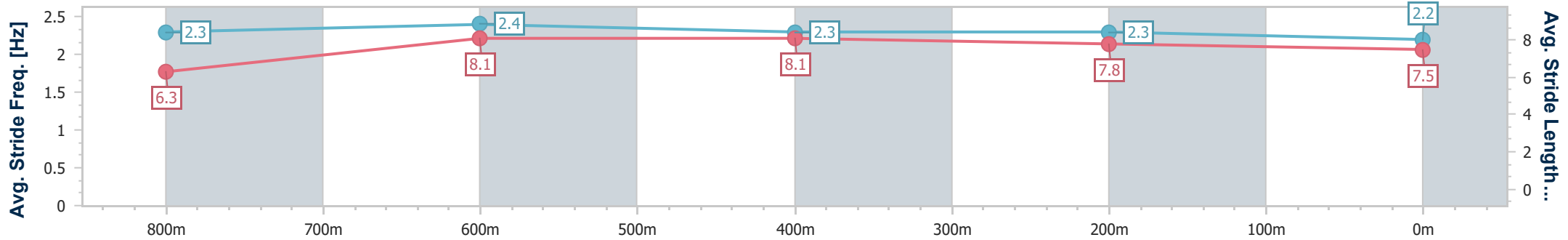
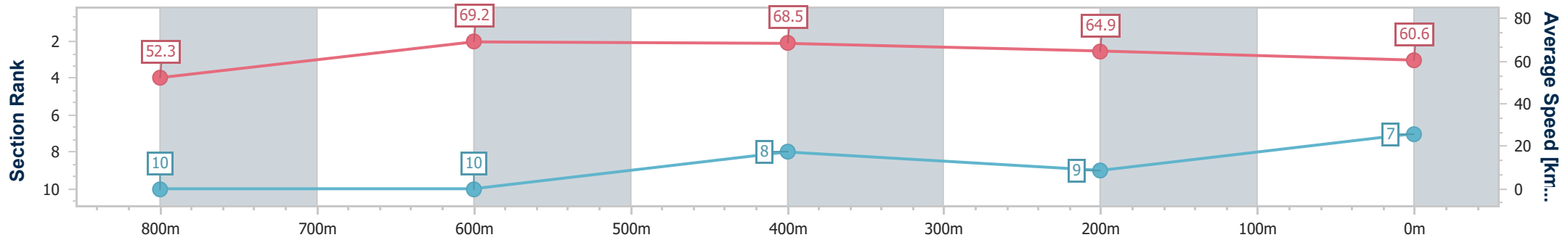
Townsville QLD Professional  
Race 1: MILTON 'BUB' BAKER MEMORIAL Maiden Plate - 1000m

14 March 2025 - 13:34

Track Rating: Soft 5, Weather: Fine, Rail Position: +6m 1000m-  
W/Post; +2m Remainder



Section	Overall	800m	600m	400m	200m
Section Times	0:57.98 [7] (0:13.77)	0:44.21 [10] (0:10.50)	0:33.71 [10] (0:10.64)	0:23.07 [8] (0:11.20)	0:11.87 [9] (0:11.87)
Average Speed [km/h]	52.3	69.2	68.5	64.9	60.6
Top Speed [km/h]	70.2	70.9	69.8	66.7	63.5
Avg. Dist. to Rail [m]	3.5	2.0	2.8	5.0	3.8
Avg. Stride Freq. [Hz]	2.3	2.4	2.3	2.3	2.2
Avg. Stride Length [m]	6.3	8.1	8.1	7.8	7.5



- [ ] Ranking at each section and finish
- .-.- No data available at this section
- NA No data available



Horse/Jockey Name	Heza Romeo
Final Rank	8
Fastest Section Time (Section)	0:10.53 (800m)
Top Speed [km/h] (Section)	70.9 (800m)
Race State	Finished



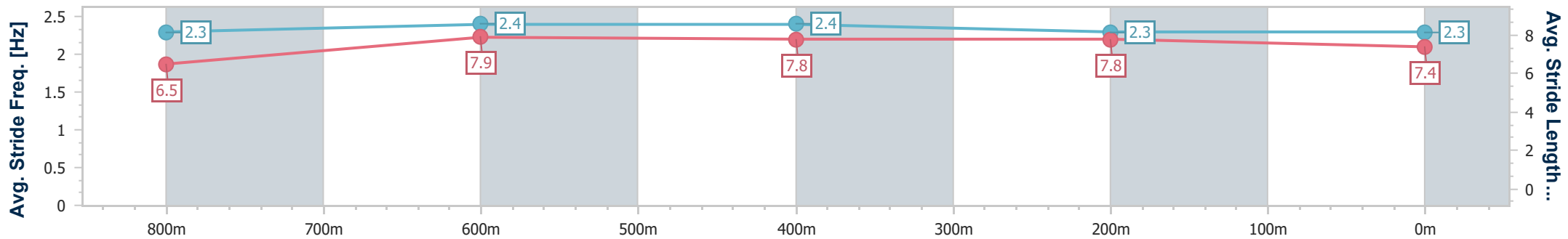
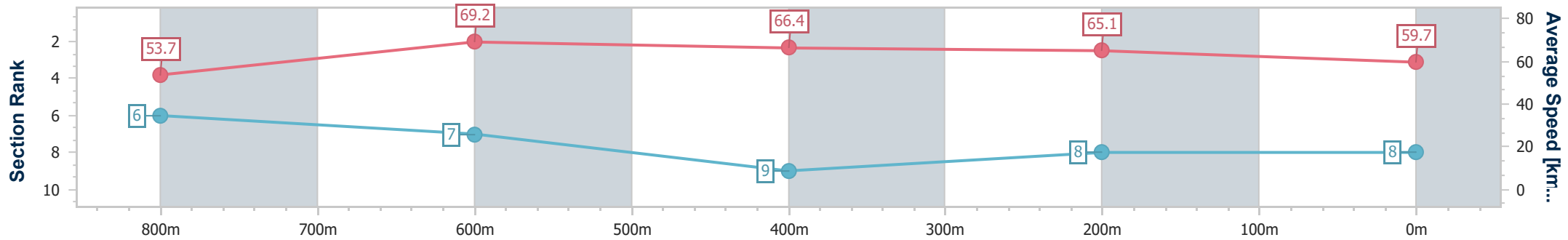
Townsville QLD Professional  
Race 1: MILTON 'BUB' BAKER MEMORIAL Maiden Plate - 1000m

14 March 2025 - 13:34

Track Rating: Soft 5, Weather: Fine, Rail Position: +6m 1000m-  
W/Post; +2m Remainder



Section	Overall	800m	600m	400m	200m
Section Times	0:58.15 [8] (0:13.43)	0:44.72 [6] (0:10.53)	0:34.19 [7] (0:11.00)	0:23.19 [9] (0:11.12)	0:12.07 [8] (0:12.07)
Average Speed [km/h]	53.7	69.2	66.4	65.1	59.7
Top Speed [km/h]	69.9	70.9	68.4	67.0	64.0
Avg. Dist. to Rail [m]	5.6	3.2	3.0	4.6	6.3
Avg. Stride Freq. [Hz]	2.3	2.4	2.4	2.3	2.3
Avg. Stride Length [m]	6.5	7.9	7.8	7.8	7.4



- [ ] Ranking at each section and finish
- .-.- No data available at this section
- NA No data available



Horse/Jockey Name	Head Bee
Final Rank	9
Fastest Section Time (Section)	0:10.48 (800m)
Top Speed [km/h] (Section)	69.3 (800m)
Race State	Finished



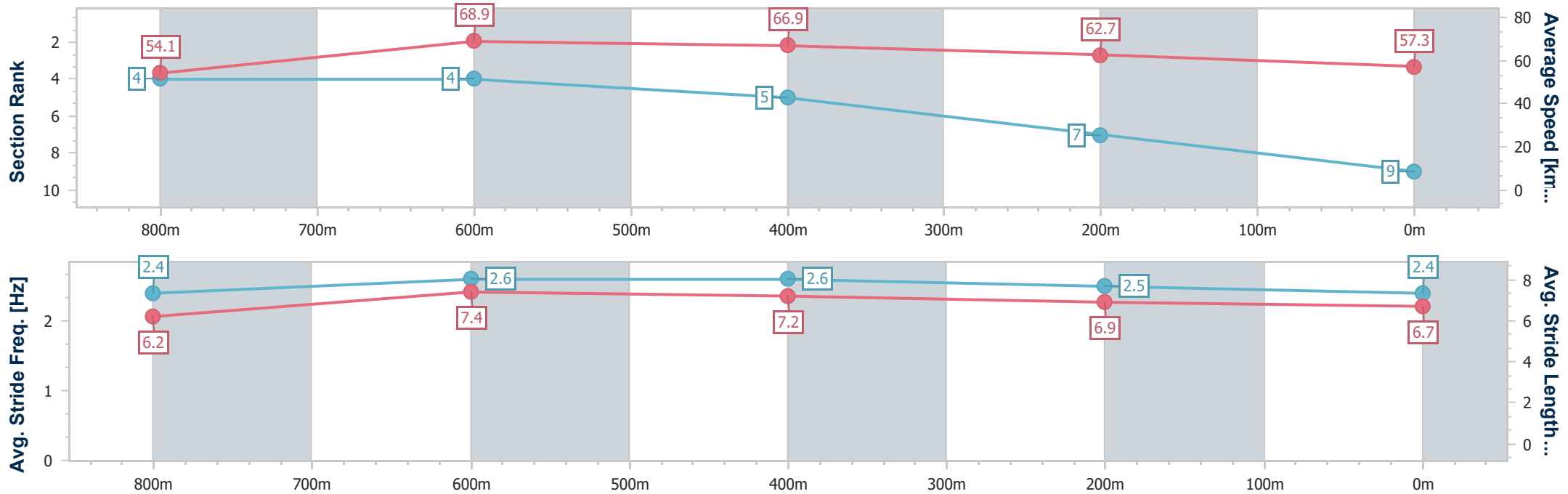
Townsville QLD Professional  
Race 1: MILTON 'BUB' BAKER MEMORIAL Maiden Plate - 1000m

14 March 2025 - 13:34

Track Rating: Soft 5, Weather: Fine, Rail Position: +6m 1000m-  
W/Post; +2m Remainder



Section	Overall	800m	600m	400m	200m
Section Times	0:58.62 [9] (0:13.31)	0:45.31 [4] (0:10.48)	0:34.83 [4] (0:10.81)	0:24.02 [5] (0:11.45)	0:12.57 [7] (0:12.57)
Average Speed [km/h]	54.1	68.9	66.9	62.7	57.3
Top Speed [km/h]	68.2	69.3	68.3	64.7	61.1
Avg. Dist. to Rail [m]	1.7	1.3	0.6	1.4	1.7
Avg. Stride Freq. [Hz]	2.4	2.6	2.6	2.5	2.4
Avg. Stride Length [m]	6.2	7.4	7.2	6.9	6.7



- [ ] Ranking at each section and finish
- .-.- No data available at this section
- NA No data available



Horse/Jockey Name	One Percent
Final Rank	10
Fastest Section Time (Section)	0:10.53 (800m)
Top Speed [km/h] (Section)	70.0 (800m)
Race State	Finished



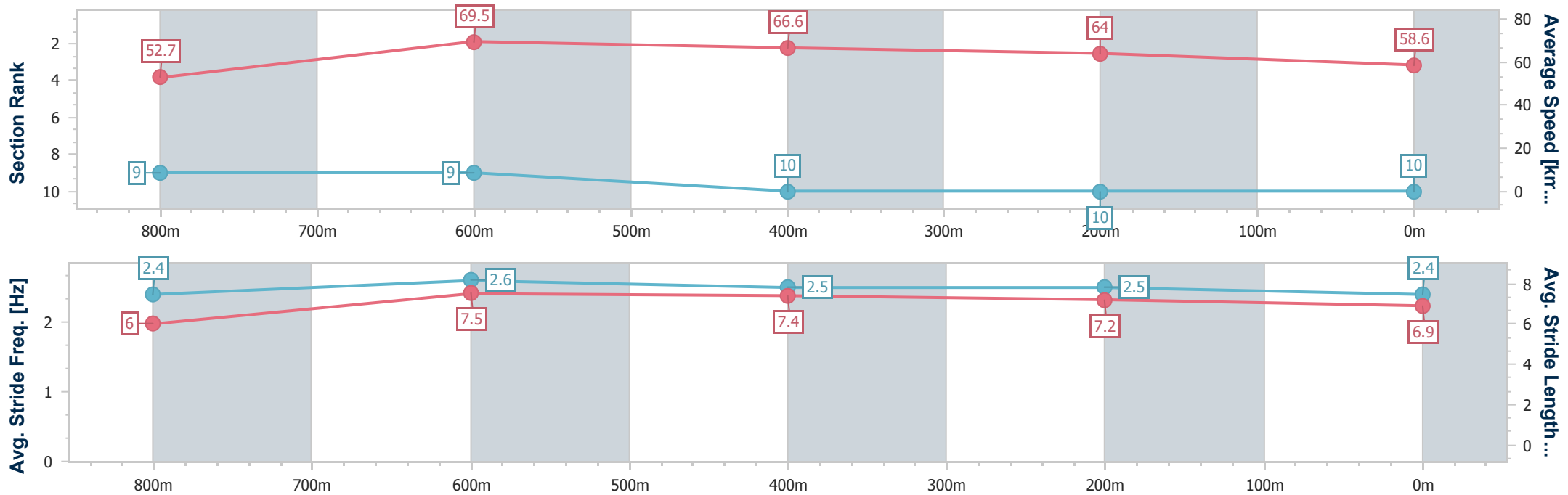
Townsville QLD Professional  
Race 1: MILTON 'BUB' BAKER MEMORIAL Maiden Plate - 1000m

14 March 2025 - 13:34

Track Rating: Soft 5, Weather: Fine, Rail Position: +6m 1000m-  
W/Post; +2m Remainder



Section	Overall	800m	600m	400m	200m
Section Times	0:58.80 [10] (0:13.67)	0:45.13 [9] (0:10.53)	0:34.60 [9] (0:10.96)	0:23.64 [10] (0:11.34)	0:12.30 [10] (0:12.30)
Average Speed [km/h]	52.7	69.5	66.6	64.0	58.6
Top Speed [km/h]	69.8	70.0	69.4	64.6	62.4
Avg. Dist. to Rail [m]	5.7	3.7	3.3	4.1	3.5
Avg. Stride Freq. [Hz]	2.4	2.6	2.5	2.5	2.4
Avg. Stride Length [m]	6.0	7.5	7.4	7.2	6.9



- [ ] Ranking at each section and finish
- .-.- No data available at this section
- NA No data available



# Townsville QLD Professional

## Race 2: LADBROKES ODDS SURGE Maiden Handicap - 1400m



14 March 2025 - 14:12

Track Rating: Soft 5, Weather: Fine, Rail Position: +6m 1000m-W/Post; +2m Remainder

Section							Overall	1200m	1000m	800m	600m	400m	Last 600m
Field Times							1:24.45 (0:14.86)	1:09.59 (0:11.16)	0:58.43 (0:11.31)	0:47.12 (0:11.50)	0:35.62 (0:11.41)	0:24.21 (0:11.75)	0:35.62
Rank	TAB	Horse/Jockey	Barrier	Top Speed [km/h]	Fastest Section								Distance Travelled [m]
1	7	RAFFY'S GIRL Wanderson D'Avila	4	65.6 800m	0:11.14 1000m	1:24.45 [1] (0:15.40)	1:09.05 [5] (0:11.49)	0:57.56 [5] (0:11.14)	0:46.42 [5] (0:11.17)	0:35.25 [5] (0:11.57)	0:23.68 [5] (0:11.60)	0:35.25	
2	5	TORQUE OF DREAMS Tahlia Fenlon	5	65.7 1200m	0:11.12 1200m	1:24.61 [2] (0:15.06)	1:09.55 [2] (0:11.12)	0:58.43 [2] (0:11.25)	0:47.18 [2] (0:11.43)	0:35.75 [2] (0:11.38)	0:24.37 [1] (0:11.75)	0:35.75	+2
3	2	MISS COMANECI Aidan Holt	9	67.1 800m	0:11.14 800m	1:24.83 [3] (0:15.97)	1:08.86 [9] (0:11.49)	0:57.37 [9] (0:11.21)	0:46.16 [9] (0:11.14)	0:35.02 [9] (0:11.30)	0:23.72 [7] (0:11.55)	0:35.02	+2
4	1	IMPERIAL BLOSSOM Ryan Wiggins	6	65.2 600m	0:11.30 800m	1:25.50 [4] (0:15.68)	1:09.82 [8] (0:11.50)	0:58.32 [8] (0:11.32)	0:47.00 [8] (0:11.30)	0:35.70 [8] (0:11.51)	0:24.19 [9] (0:11.89)	0:35.70	-2
5	3	MARCH MADNESS Justin Stanley	8	66.0 600m	0:11.13 800m	1:25.51 [5] (0:15.61)	1:09.90 [7] (0:11.54)	0:58.36 [7] (0:11.32)	0:47.04 [7] (0:11.13)	0:35.91 [6] (0:11.31)	0:24.60 [6] (0:11.75)	0:35.91	+5
6	8	ELIZABETHAN Nathan Thomas	1	65.4 800m	0:11.25 1000m	1:25.57 [6] (0:15.19)	1:10.38 [4] (0:11.31)	0:59.07 [4] (0:11.25)	0:47.82 [3] (0:11.34)	0:36.48 [4] (0:11.59)	0:24.89 [4] (0:12.06)	0:36.48	-3
7	4	CLOUD EIGHT Gabrielle Semmens	7	64.9 600m	0:11.34 1000m	1:25.69 [7] (0:15.42)	1:10.27 [6] (0:11.55)	0:58.72 [6] (0:11.34)	0:47.38 [6] (0:11.36)	0:36.02 [7] (0:11.51)	0:24.51 [8] (0:12.00)	0:36.02	+2
8	9	MISSIN' DE QUO Jason Taylor	3	65.8 800m	0:11.18 800m	1:26.25 [8] (0:15.06)	1:11.19 [3] (0:11.44)	0:59.75 [3] (0:11.40)	0:48.35 [4] (0:11.18)	0:37.17 [3] (0:11.51)	0:25.66 [3] (0:12.28)	0:37.17	-2
9	6	SHEEZ BRUTAFUL Isabella Teh	2	65.2 1200m	0:11.16 1200m	1:26.29 [9] (0:14.86)	1:11.43 [1] (0:11.16)	1:00.27 [1] (0:11.31)	0:48.96 [1] (0:11.50)	0:37.46 [1] (0:11.56)	0:25.90 [2] (0:12.33)	0:37.46	-2





# Townsville QLD Professional

## Race 2: LADBROKES ODDS SURGE Maiden Handicap - 1400m



14 March 2025 - 14:12

Track Rating: Soft 5, Weather: Fine, Rail Position: +6m 1000m-W/Post; +2m Remainder

Section							200m			Last 600m
Field Times							0:12.46			0:35.62
							(0:12.46)			
Rank	TAB	Horse/Jockey	Barrier	Top Speed [km/h]	Fastest Section	Margin			Distance Travelled [m]	
1	7	<b>RAFFY'S GIRL</b>	4	65.6	0:11.14	0:12.08 [2]	1:24.45		0:35.25	
		Wanderson D'Avila		800m	1000m	(0:12.08)				
2	5	<b>TORQUE OF DREAMS</b>	5	65.7	0:11.12	0:12.62 [1]	0.88L		0:35.75 +2	
		Tahlia Fenlon		1200m	1200m	(0:12.62)				
3	2	<b>MISS COMANECI</b>	9	67.1	0:11.14	0:12.17 [3]	2.23L		0:35.02 +2	
		Aidan Holt		800m	800m	(0:12.17)				
4	1	<b>IMPERIAL BLOSSOM</b>	6	65.2	0:11.30	0:12.30 [9]	6.16L		0:35.70 -2	
		Ryan Wiggins		600m	800m	(0:12.30)				
5	3	<b>MARCH MADNESS</b>	8	66.0	0:11.13	0:12.85 [4]	6.23L		0:35.91 +5	
		Justin Stanley		600m	800m	(0:12.85)				
6	8	<b>ELIZABETHAN</b>	1	65.4	0:11.25	0:12.83 [6]	6.58L		0:36.48 -3	
		Nathan Thomas		800m	1000m	(0:12.83)				
7	4	<b>CLOUD EIGHT</b>	7	64.9	0:11.34	0:12.51 [8]	7.25L		0:36.02 +2	
		Gabrielle Semmens		600m	1000m	(0:12.51)				
8	9	<b>MISSIN' DE QUO</b>	3	65.8	0:11.18	0:13.38 [7]	10.56L		0:37.17 -2	
		Jason Taylor		800m	800m	(0:13.38)				
9	6	<b>SHEEZ BRUTAFUL</b>	2	65.2	0:11.16	0:13.57 [5]	10.79L		0:37.46 -2	
		Isabella Teh		1200m	1200m	(0:13.57)				

[ ] Ranking at each section and finish  
 -:-:- No data available at this section  
 NA No data available

SCN Saddle cloth number  
 DNF Did not finish  
 DNT Did not track



Horse/Jockey Name	Raffy's Girl
Final Rank	1
Fastest Section Time (Section)	0:11.14 (1000m)
Top Speed [km/h] (Section)	65.6 (800m)
Race State	Finished



Townsville QLD Professional

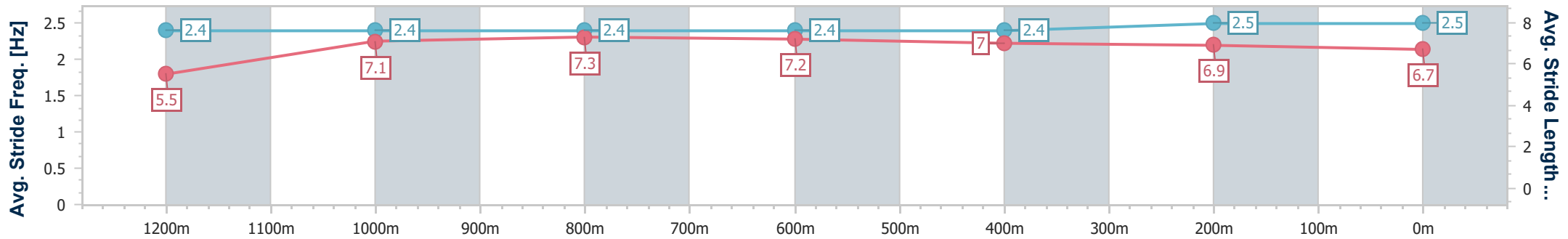
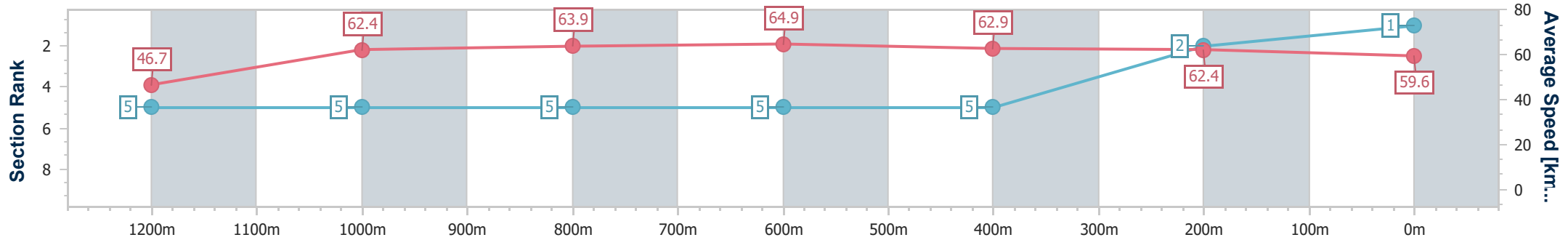
Race 2: LADBROKES ODDS SURGE Maiden Handicap - 1400m

14 March 2025 - 14:12

Track Rating: Soft 5, Weather: Fine, Rail Position: +6m 1000m-  
W/Post; +2m Remainder



Section	Overall	1200m	1000m	800m	600m	400m	200m
Section Times	1:24.45 [1] (0:15.40)	1:09.05 [5] (0:11.49)	0:57.56 [5] (0:11.14)	0:46.42 [5] (0:11.17)	0:35.25 [5] (0:11.57)	0:23.68 [5] (0:11.60)	0:12.08 [2] (0:12.08)
Average Speed [km/h]	46.7	62.4	63.9	64.9	62.9	62.4	59.6
Top Speed [km/h]	62.7	63.3	65.2	65.6	64.5	63.3	62.1
Avg. Dist. to Rail [m]	5.2	1.9	2.0	1.5	2.2	4.5	7.1
Avg. Stride Freq. [Hz]	2.4	2.4	2.4	2.4	2.4	2.5	2.5
Avg. Stride Length [m]	5.5	7.1	7.3	7.2	7.0	6.9	6.7



- [ ] Ranking at each section and finish
- .-.- No data available at this section
- NA No data available



Horse/Jockey Name	Torque Of Dreams
Final Rank	2
Fastest Section Time (Section)	0:11.12 (1200m)
Top Speed [km/h] (Section)	65.7 (1200m)
Race State	Finished



Townsville QLD Professional

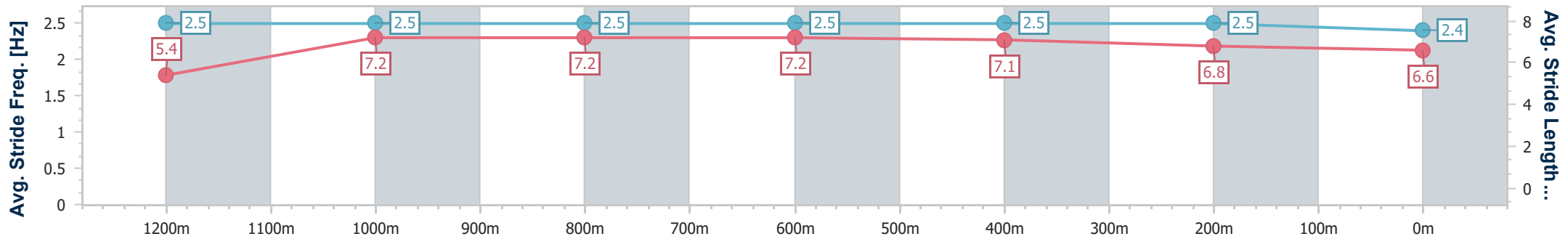
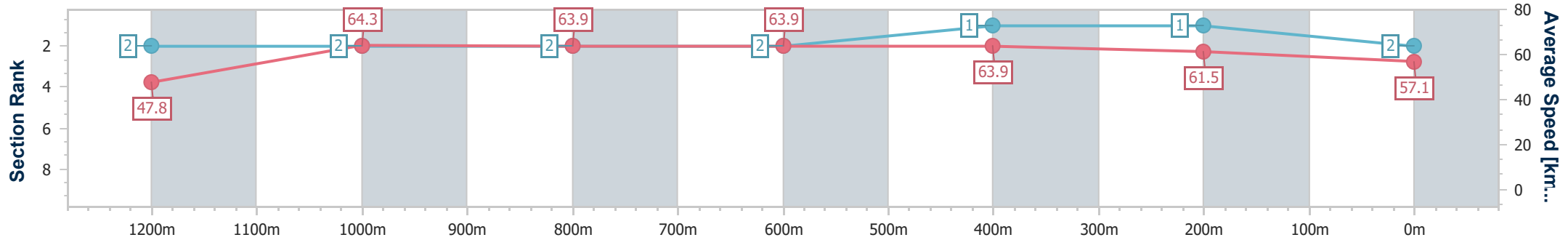
Race 2: LADBROKES ODDS SURGE Maiden Handicap - 1400m

14 March 2025 - 14:12

Track Rating: Soft 5, Weather: Fine, Rail Position: +6m 1000m-  
W/Post; +2m Remainder



Section	Overall	1200m	1000m	800m	600m	400m	200m
Section Times	1:24.61 [2] (0:15.06)	1:09.55 [2] (0:11.12)	0:58.43 [2] (0:11.25)	0:47.18 [2] (0:11.43)	0:35.75 [2] (0:11.38)	0:24.37 [1] (0:11.75)	0:12.62 [1] (0:12.62)
Average Speed [km/h]	47.8	64.3	63.9	63.9	63.9	61.5	57.1
Top Speed [km/h]	65.4	65.7	64.9	65.2	64.6	64.0	60.1
Avg. Dist. to Rail [m]	5.3	2.4	1.7	3.4	1.8	2.4	3.3
Avg. Stride Freq. [Hz]	2.5	2.5	2.5	2.5	2.5	2.5	2.4
Avg. Stride Length [m]	5.4	7.2	7.2	7.2	7.1	6.8	6.6



- [ ] Ranking at each section and finish
- .-.- No data available at this section
- NA No data available



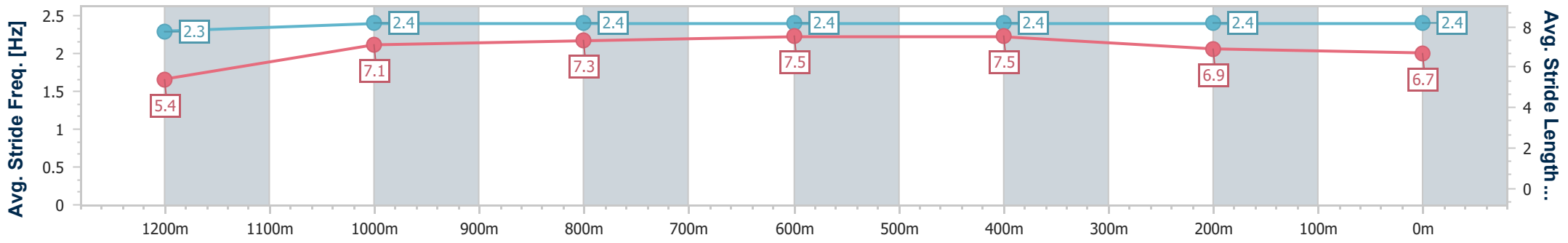
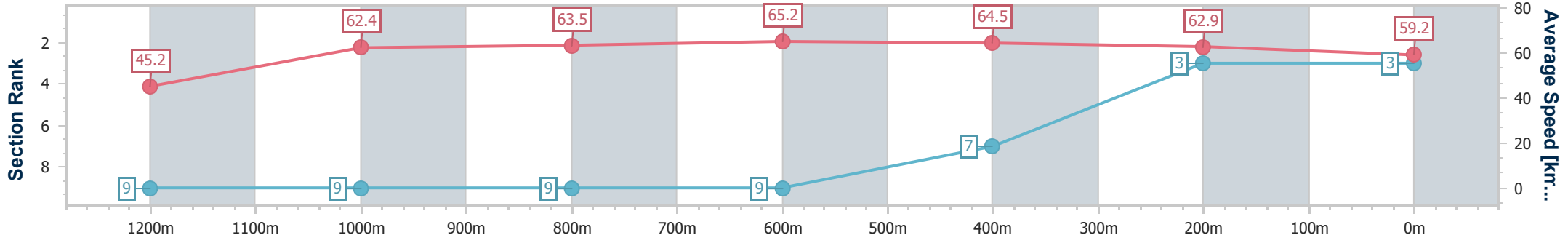
Horse/Jockey Name	Miss Comaneci
Final Rank	3
Fastest Section Time (Section)	0:11.14 (800m)
Top Speed [km/h] (Section)	67.1 (800m)
Race State	Finished



Townsville QLD Professional  
 Race 2: LADBROKES ODDS SURGE Maiden Handicap - 1400m  
 14 March 2025 - 14:12  
 Track Rating: Soft 5, Weather: Fine, Rail Position: +6m 1000m-  
 W/Post; +2m Remainder



Section	Overall	1200m	1000m	800m	600m	400m	200m
Section Times	1:24.83 [3] (0:15.97)	1:08.86 [9] (0:11.49)	0:57.37 [9] (0:11.21)	0:46.16 [9] (0:11.14)	0:35.02 [9] (0:11.30)	0:23.72 [7] (0:11.55)	0:12.17 [3] (0:12.17)
Average Speed [km/h]	45.2	62.4	63.5	65.2	64.5	62.9	59.2
Top Speed [km/h]	62.5	62.9	65.3	67.1	66.4	64.4	61.8
Avg. Dist. to Rail [m]	8.0	2.5	2.2	1.8	2.8	6.6	8.0
Avg. Stride Freq. [Hz]	2.3	2.4	2.4	2.4	2.4	2.4	2.4
Avg. Stride Length [m]	5.4	7.1	7.3	7.5	7.5	6.9	6.7



- [ ] Ranking at each section and finish
- .-.- No data available at this section
- NA No data available



Horse/Jockey Name	Imperial Blossom
Final Rank	4
Fastest Section Time (Section)	0:11.30 (800m)
Top Speed [km/h] (Section)	65.2 (600m)
Race State	Finished



Townsville QLD Professional

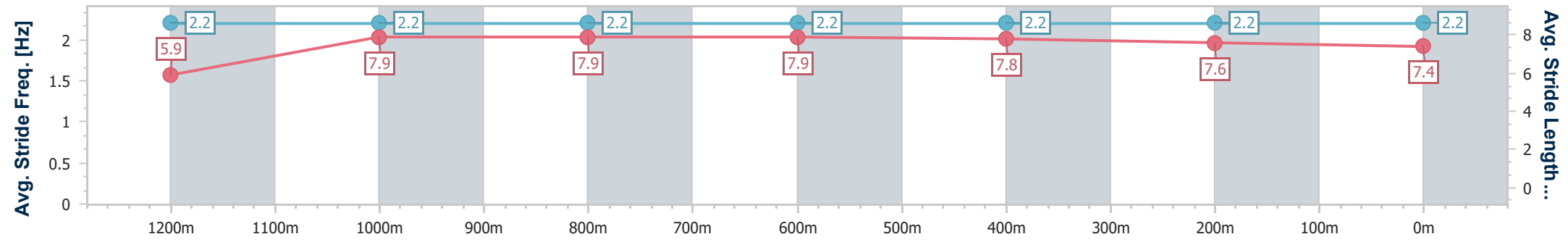
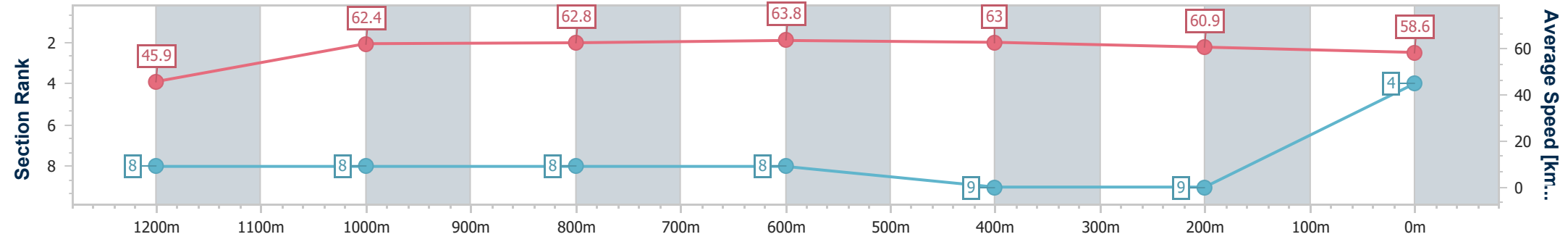
Race 2: LADBROKES ODDS SURGE Maiden Handicap - 1400m

14 March 2025 - 14:12

Track Rating: Soft 5, Weather: Fine, Rail Position: +6m 1000m-  
W/Post; +2m Remainder



Section	Overall	1200m	1000m	800m	600m	400m	200m
Section Times	1:25.50 [4] (0:15.68)	1:09.82 [8] (0:11.50)	0:58.32 [8] (0:11.32)	0:47.00 [8] (0:11.30)	0:35.70 [8] (0:11.51)	0:24.19 [9] (0:11.89)	0:12.30 [9] (0:12.30)
Average Speed [km/h]	45.9	62.4	62.8	63.8	63.0	60.9	58.6
Top Speed [km/h]	61.9	63.3	64.0	64.3	65.2	61.5	60.2
Avg. Dist. to Rail [m]	6.2	2.0	2.4	0.5	1.3	3.7	7.5
Avg. Stride Freq. [Hz]	2.2	2.2	2.2	2.2	2.2	2.2	2.2
Avg. Stride Length [m]	5.9	7.9	7.9	7.9	7.8	7.6	7.4



- [ ] Ranking at each section and finish
- .-.- No data available at this section
- NA No data available



Horse/Jockey Name	March Madness
Final Rank	5
Fastest Section Time (Section)	0:11.13 (800m)
Top Speed [km/h] (Section)	66.0 (600m)
Race State	Finished



### Townsville QLD Professional

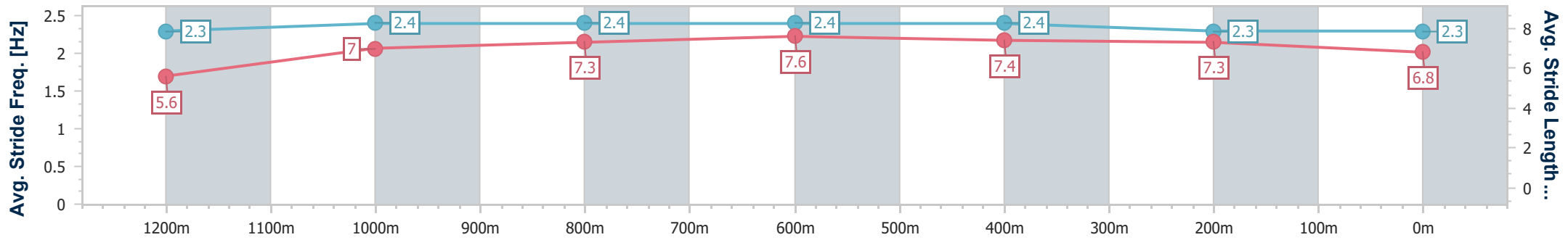
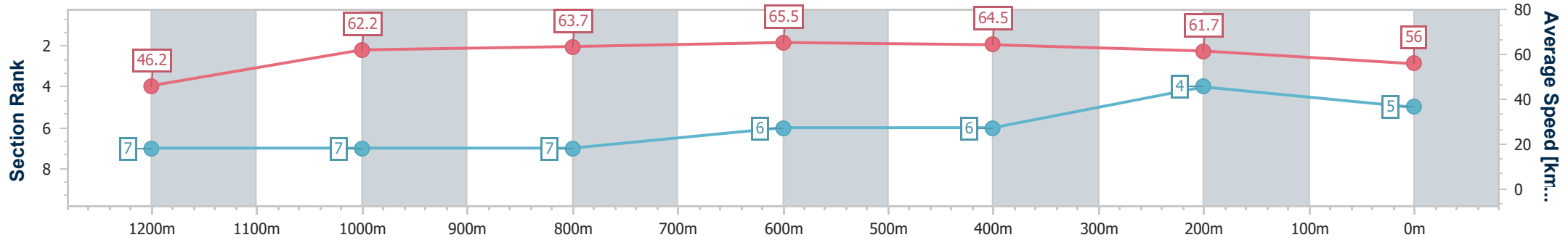
Race 2: LADBROKES ODDS SURGE Maiden Handicap - 1400m

14 March 2025 - 14:12

Track Rating: Soft 5, Weather: Fine, Rail Position: +6m 1000m-  
W/Post; +2m Remainder



Section	Overall	1200m	1000m	800m	600m	400m	200m
Section Times	1:25.51 [5] (0:15.61)	1:09.90 [7] (0:11.54)	0:58.36 [7] (0:11.32)	0:47.04 [7] (0:11.13)	0:35.91 [6] (0:11.31)	0:24.60 [6] (0:11.75)	0:12.85 [4] (0:12.85)
Average Speed [km/h]	46.2	62.2	63.7	65.5	64.5	61.7	56.0
Top Speed [km/h]	62.4	62.8	65.3	65.9	66.0	64.2	59.2
Avg. Dist. to Rail [m]	8.2	1.3	1.6	2.7	2.8	5.2	7.0
Avg. Stride Freq. [Hz]	2.3	2.4	2.4	2.4	2.4	2.3	2.3
Avg. Stride Length [m]	5.6	7.0	7.3	7.6	7.4	7.3	6.8



- [ ] Ranking at each section and finish
- .-.- No data available at this section
- NA No data available



Horse/Jockey Name	Elizabethan
Final Rank	6
Fastest Section Time (Section)	0:11.25 (1000m)
Top Speed [km/h] (Section)	65.4 (800m)
Race State	Finished



### Townsville QLD Professional

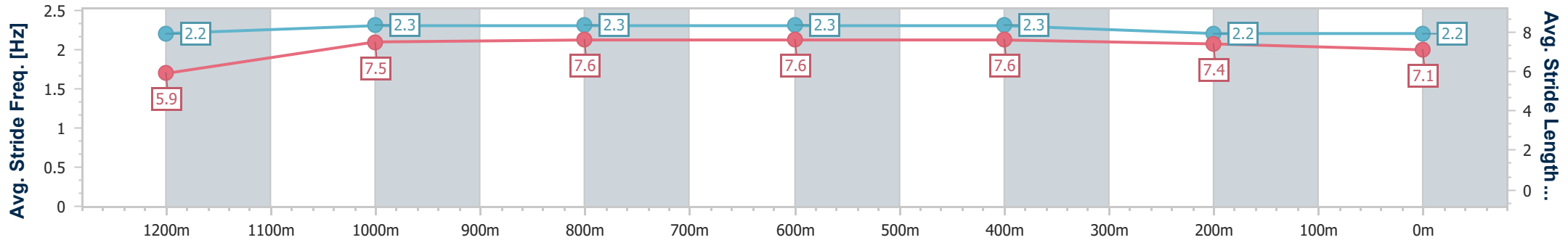
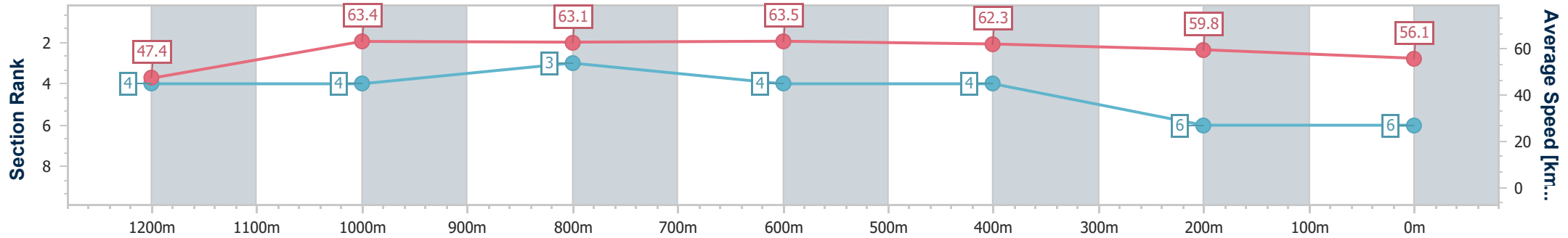
Race 2: LADBROKES ODDS SURGE Maiden Handicap - 1400m

14 March 2025 - 14:12

Track Rating: Soft 5, Weather: Fine, Rail Position: +6m 1000m-  
W/Post; +2m Remainder



Section	Overall	1200m	1000m	800m	600m	400m	200m
Section Times	1:25.57 [6] (0:15.19)	1:10.38 [4] (0:11.31)	0:59.07 [4] (0:11.25)	0:47.82 [3] (0:11.34)	0:36.48 [4] (0:11.59)	0:24.89 [4] (0:12.06)	0:12.83 [6] (0:12.83)
Average Speed [km/h]	47.4	63.4	63.1	63.5	62.3	59.8	56.1
Top Speed [km/h]	63.6	64.2	64.5	65.4	63.7	61.2	58.4
Avg. Dist. to Rail [m]	2.8	2.2	2.3	0.1	0.3	1.9	2.8
Avg. Stride Freq. [Hz]	2.2	2.3	2.3	2.3	2.3	2.2	2.2
Avg. Stride Length [m]	5.9	7.5	7.6	7.6	7.6	7.4	7.1



- [ ] Ranking at each section and finish
- .-.- No data available at this section
- NA No data available



Horse/Jockey Name	Cloud Eight
Final Rank	7
Fastest Section Time (Section)	0:11.34 (1000m)
Top Speed [km/h] (Section)	64.9 (600m)
Race State	Finished



Townsville QLD Professional

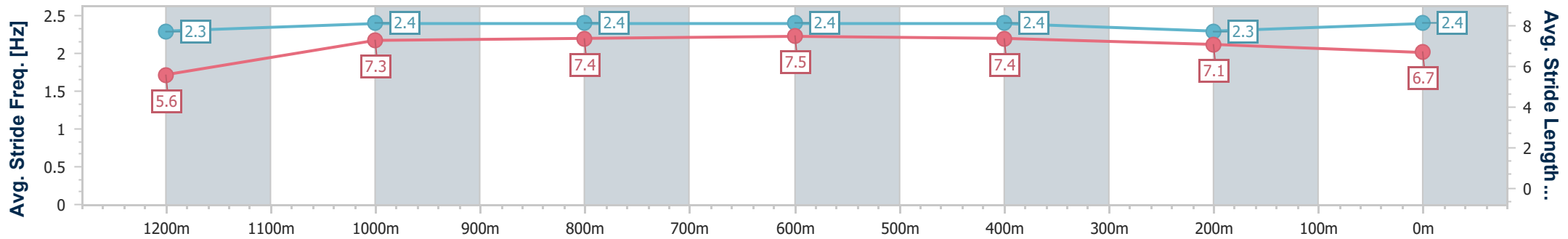
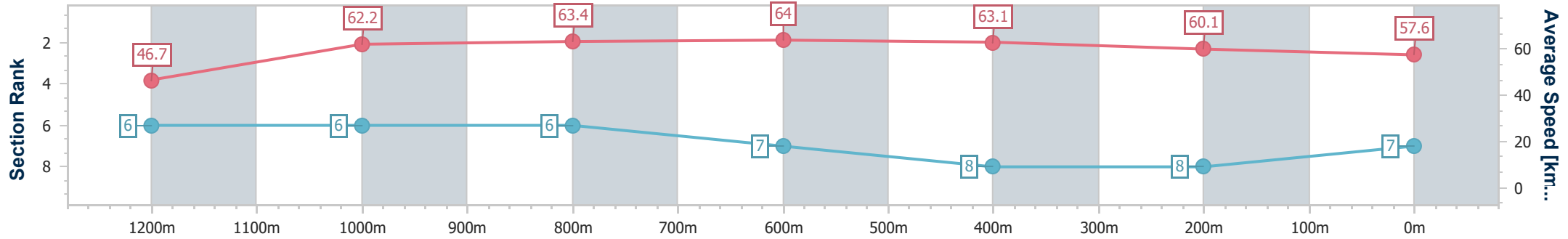
Race 2: LADBROKES ODDS SURGE Maiden Handicap - 1400m

14 March 2025 - 14:12

Track Rating: Soft 5, Weather: Fine, Rail Position: +6m 1000m-  
W/Post; +2m Remainder



Section	Overall	1200m	1000m	800m	600m	400m	200m
Section Times	1:25.69 [7] (0:15.42)	1:10.27 [6] (0:11.55)	0:58.72 [6] (0:11.34)	0:47.38 [6] (0:11.36)	0:36.02 [7] (0:11.51)	0:24.51 [8] (0:12.00)	0:12.51 [8] (0:12.51)
Average Speed [km/h]	46.7	62.2	63.4	64.0	63.1	60.1	57.6
Top Speed [km/h]	63.3	63.5	64.6	64.8	64.9	62.4	60.7
Avg. Dist. to Rail [m]	8.1	1.5	1.5	2.2	1.9	1.2	4.2
Avg. Stride Freq. [Hz]	2.3	2.4	2.4	2.4	2.4	2.3	2.4
Avg. Stride Length [m]	5.6	7.3	7.4	7.5	7.4	7.1	6.7



- [ ] Ranking at each section and finish
- .-.- No data available at this section
- NA No data available





Horse/Jockey Name	Missin' De Quo
Final Rank	8
Fastest Section Time (Section)	0:11.18 (800m)
Top Speed [km/h] (Section)	65.8 (800m)
Race State	Finished



Townsville QLD Professional

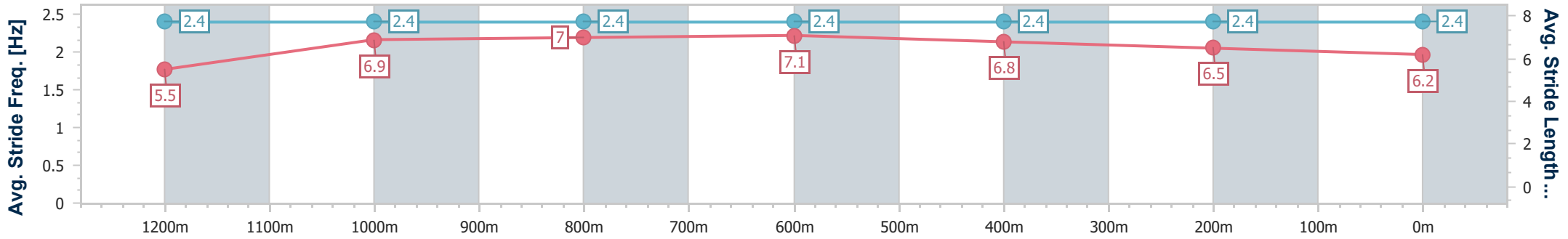
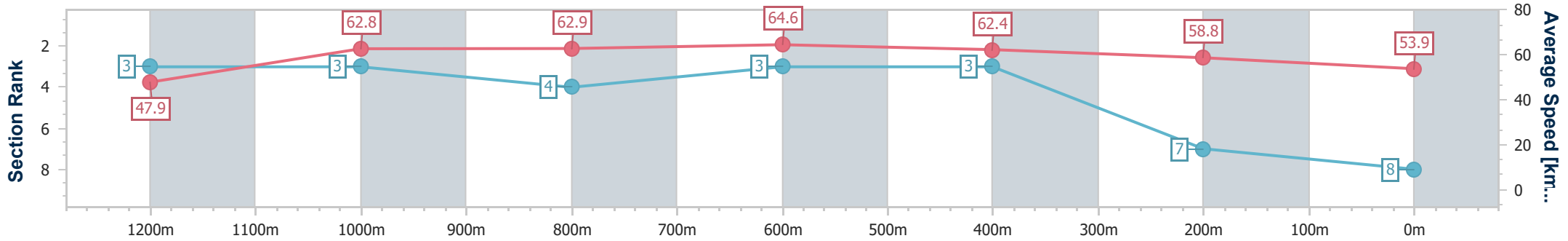
Race 2: LADBROKES ODDS SURGE Maiden Handicap - 1400m

14 March 2025 - 14:12

Track Rating: Soft 5, Weather: Fine, Rail Position: +6m 1000m-  
W/Post; +2m Remainder



Section	Overall	1200m	1000m	800m	600m	400m	200m
Section Times	1:26.25 [8] (0:15.06)	1:11.19 [3] (0:11.44)	0:59.75 [3] (0:11.40)	0:48.35 [4] (0:11.18)	0:37.17 [3] (0:11.51)	0:25.66 [3] (0:12.28)	0:13.38 [7] (0:13.38)
Average Speed [km/h]	47.9	62.8	62.9	64.6	62.4	58.8	53.9
Top Speed [km/h]	62.7	63.7	65.2	65.8	63.8	60.7	56.8
Avg. Dist. to Rail [m]	5.1	1.3	1.5	0.4	0.3	2.1	5.8
Avg. Stride Freq. [Hz]	2.4	2.4	2.4	2.4	2.4	2.4	2.4
Avg. Stride Length [m]	5.5	6.9	7.0	7.1	6.8	6.5	6.2



- [ ] Ranking at each section and finish
- .-.- No data available at this section
- NA No data available



Horse/Jockey Name	Sheez Brutaful
Final Rank	9
Fastest Section Time (Section)	0:11.16 (1200m)
Top Speed [km/h] (Section)	65.2 (1200m)
Race State	Finished



Townsville QLD Professional

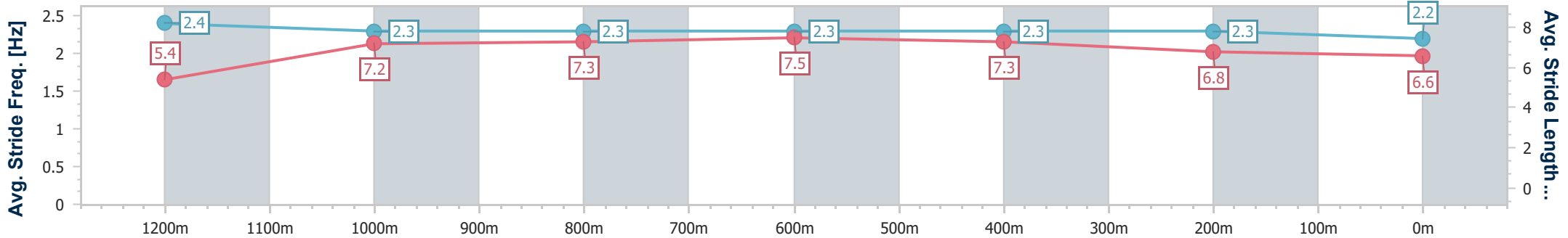
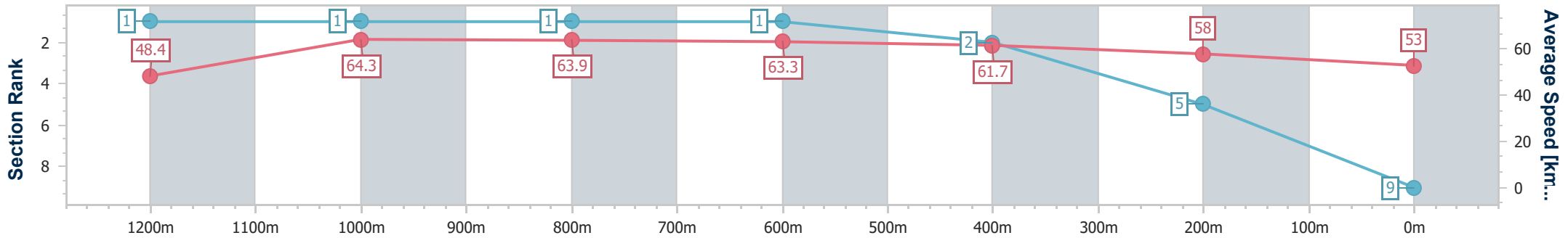
Race 2: LADBROKES ODDS SURGE Maiden Handicap - 1400m

14 March 2025 - 14:12

Track Rating: Soft 5, Weather: Fine, Rail Position: +6m 1000m-  
W/Post; +2m Remainder



Section	Overall	1200m	1000m	800m	600m	400m	200m
Section Times	1:26.29 [9] (0:14.86)	1:11.43 [1] (0:11.16)	1:00.27 [1] (0:11.31)	0:48.96 [1] (0:11.50)	0:37.46 [1] (0:11.56)	0:25.90 [2] (0:12.33)	0:13.57 [5] (0:13.57)
Average Speed [km/h]	48.4	64.3	63.9	63.3	61.7	58.0	53.0
Top Speed [km/h]	64.2	65.2	64.2	64.1	62.7	59.8	56.0
Avg. Dist. to Rail [m]	3.9	1.5	2.0	2.4	1.9	4.0	3.4
Avg. Stride Freq. [Hz]	2.4	2.3	2.3	2.3	2.3	2.3	2.2
Avg. Stride Length [m]	5.4	7.2	7.3	7.5	7.3	6.8	6.6



- [ ] Ranking at each section and finish
- .-.- No data available at this section
- NA No data available



# Townsville QLD Professional

## Race 3: HYGAIN OPEN Handicap - 1400m

14 March 2025 - 14:50



Track Rating: Soft 5, Weather: Fine, Rail Position: +6m 1000m-W/Post; +2m Remainder

Section	Field Times	Overall	1200m	1000m	800m	600m	400m	Last 600m					
		1:23.98 (0:15.23)	1:08.75 (0:11.87)	0:56.88 (0:11.81)	0:45.07 (0:11.12)	0:33.95 (0:10.85)	0:23.10 (0:11.18)	0:33.95					
Rank	TAB	Horse/Jockey	Barrier	Top Speed [km/h]	Fastest Section					Distance Travelled [m]			
1	5	<b>SWEET KISSES</b> Justin Stanley	4	67.7 800m	0:10.85 600m	1:23.98 [1] (0:15.23)	1:08.75 [1] (0:11.87)	0:56.88 [1] (0:11.81)	0:45.07 [1] (0:11.12)	0:33.95 [1] (0:10.85)	0:23.10 [1] (0:11.18)	0:33.95	
2	6	<b>REGGIE'S BOY</b> Graham Kliese	2	68.7 800m	0:10.80 600m	1:24.08 [2] (0:15.82)	1:08.26 [3] (0:11.64)	0:56.62 [3] (0:11.81)	0:44.81 [3] (0:10.90)	0:33.91 [2] (0:10.80)	0:23.11 [2] (0:11.12)	0:33.91	-1
3	2	<b>INCHING CLOSER</b> Wanderson D'Avila	7	67.9 600m	0:10.86 600m	1:24.23 [3] (0:15.45)	1:08.78 [2] (0:11.94)	0:56.84 [2] (0:11.75)	0:45.09 [2] (0:11.13)	0:33.96 [3] (0:10.86)	0:23.10 [3] (0:11.22)	0:33.96	+2
4	3	<b>DEVIL KICK</b> Tahlia Fenlon	3	67.5 800m	0:10.81 600m	1:24.54 [4] (0:15.96)	1:08.58 [4] (0:11.66)	0:56.92 [4] (0:11.72)	0:45.20 [4] (0:11.19)	0:34.01 [4] (0:10.81)	0:23.20 [4] (0:11.27)	0:34.01	+3
5	1	<b>NORTHERN PRIDE</b> Ryan Wiggins	6	67.7 600m	0:10.79 600m	1:24.55 [5] (0:16.02)	1:08.53 [5] (0:11.74)	0:56.79 [6] (0:11.81)	0:44.98 [6] (0:11.11)	0:33.87 [6] (0:10.79)	0:23.08 [5] (0:11.17)	0:33.87	+4
6	4	<b>MISS SEATTLE</b> Gabrielle Semmens	5	67.8 600m	0:10.77 600m	1:24.56 [6] (0:16.19)	1:08.37 [6] (0:11.59)	0:56.78 [7] (0:11.99)	0:44.79 [7] (0:11.27)	0:33.52 [7] (0:10.77)	0:22.75 [7] (0:11.09)	0:33.52	+2
7	7	<b>MYSTERY 'N' MAGIC</b> Jason Taylor	1	66.1 600m	0:11.09 600m	1:24.99 [7] (0:16.19)	1:08.80 [7] (0:11.51)	0:57.29 [5] (0:11.73)	0:45.56 [5] (0:11.18)	0:34.38 [5] (0:11.09)	0:23.29 [6] (0:11.40)	0:34.38	+2



# Townsville QLD Professional

## Race 3: HYGAIN OPEN Handicap - 1400m

14 March 2025 - 14:50



Track Rating: Soft 5, Weather: Fine, Rail Position: +6m 1000m-W/Post; +2m Remainder

Section				200m				Last 600m	
Field Times				0:11.92 (0:11.92)				0:33.95	
Rank	TAB	Horse/Jockey	Barrier	Top Speed [km/h]	Fastest Section	Margin			Distance Travelled [m]
1	5	<b>SWEET KISSES</b> Justin Stanley	4	67.7 800m	0:10.85 600m	0:11.92 [1] (0:11.92)	1:23.98		0:33.95
2	6	<b>REGGIE'S BOY</b> Graham Kliese	2	68.7 800m	0:10.80 600m	0:11.99 [2] (0:11.99)	0.58L		0:33.91 -1
3	2	<b>INCHING CLOSER</b> Wanderson D'Avila	7	67.9 600m	0:10.86 600m	0:11.88 [3] (0:11.88)	1.47L		0:33.96 +2
4	3	<b>DEVIL KICK</b> Tahlia Fenlon	3	67.5 800m	0:10.81 600m	0:11.93 [4] (0:11.93)	3.28L		0:34.01 +3
5	1	<b>NORTHERN PRIDE</b> Ryan Wiggins	6	67.7 600m	0:10.79 600m	0:11.91 [5] (0:11.91)	3.34L		0:33.87 +4
6	4	<b>MISS SEATTLE</b> Gabrielle Semmens	5	67.8 600m	0:10.77 600m	0:11.66 [6] (0:11.66)	3.37L		0:33.52 +2
7	7	<b>MYSTERY 'N' MAGIC</b> Jason Taylor	1	66.1 600m	0:11.09 600m	0:11.89 [7] (0:11.89)	5.94L		0:34.38 +2



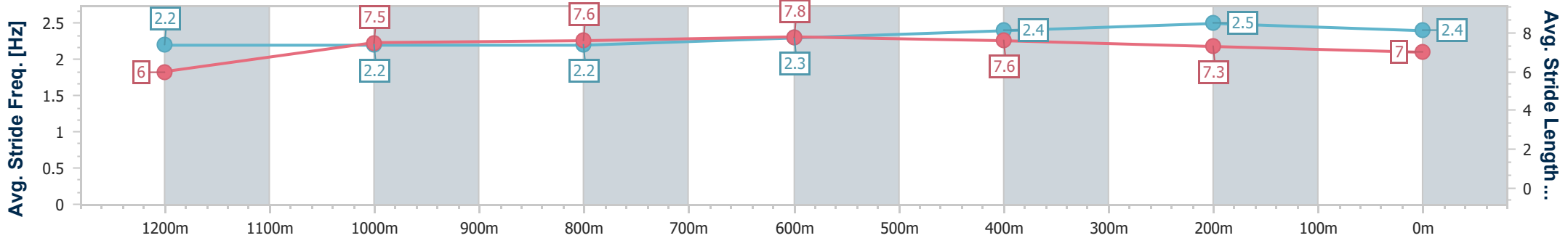
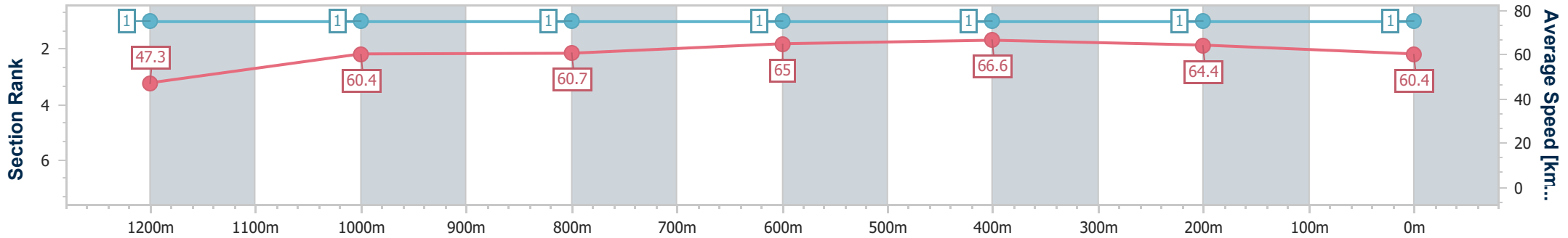
Horse/Jockey Name	Sweet Kisses
Final Rank	1
Fastest Section Time (Section)	0:10.85 (600m)
Top Speed [km/h] (Section)	67.7 (800m)
Race State	Finished



Townsville QLD Professional  
 Race 3: HYGAIN OPEN Handicap - 1400m  
 14 March 2025 - 14:50  
 Track Rating: Soft 5, Weather: Fine, Rail Position: +6m 1000m-  
 W/Post; +2m Remainder



Section	Overall	1200m	1000m	800m	600m	400m	200m
Section Times	1:23.98 [1] (0:15.23)	1:08.75 [1] (0:11.87)	0:56.88 [1] (0:11.81)	0:45.07 [1] (0:11.12)	0:33.95 [1] (0:10.85)	0:23.10 [1] (0:11.18)	0:11.92 [1] (0:11.92)
Average Speed [km/h]	47.3	60.4	60.7	65.0	66.6	64.4	60.4
Top Speed [km/h]	61.9	61.8	61.9	67.7	67.6	65.2	63.0
Avg. Dist. to Rail [m]	4.4	1.5	1.3	0.8	0.5	0.4	1.5
Avg. Stride Freq. [Hz]	2.2	2.2	2.2	2.3	2.4	2.5	2.4
Avg. Stride Length [m]	6.0	7.5	7.6	7.8	7.6	7.3	7.0



- [ ] Ranking at each section and finish
- .-.- No data available at this section
- NA No data available



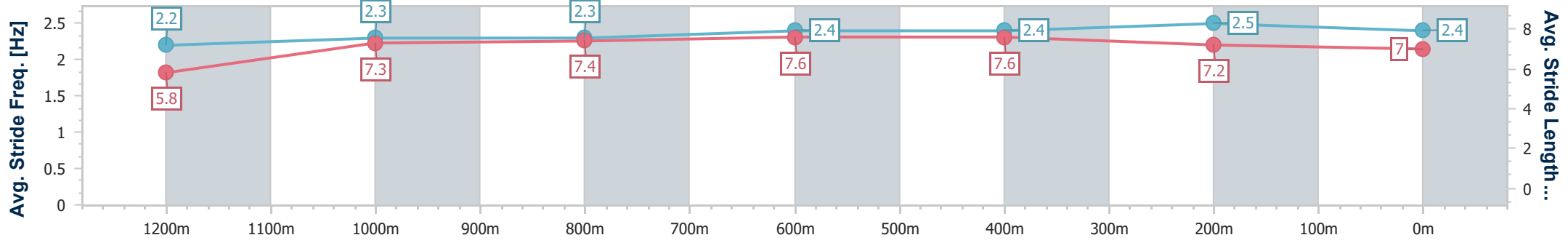
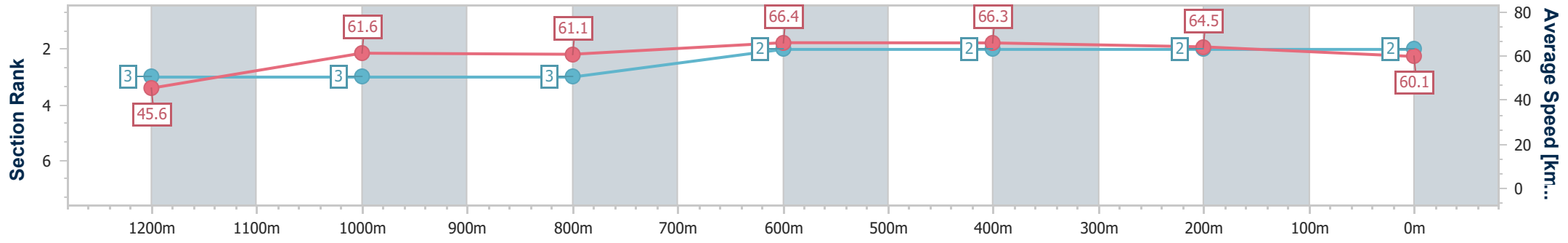
Horse/Jockey Name	Reggie's Boy
Final Rank	2
Fastest Section Time (Section)	0:10.80 (600m)
Top Speed [km/h] (Section)	68.7 (800m)
Race State	Finished



**Townsville QLD Professional**  
**Race 3: HYGAIN OPEN Handicap - 1400m**  
**14 March 2025 - 14:50**  
**Track Rating: Soft 5, Weather: Fine, Rail Position: +6m 1000m-  
W/Post; +2m Remainder**



Section	Overall	1200m	1000m	800m	600m	400m	200m
Section Times	1:24.08 [2] (0:15.82)	1:08.26 [3] (0:11.64)	0:56.62 [3] (0:11.81)	0:44.81 [3] (0:10.90)	0:33.91 [2] (0:10.80)	0:23.11 [2] (0:11.12)	0:11.99 [2] (0:11.99)
Average Speed [km/h]	45.6	61.6	61.1	66.4	66.3	64.5	60.1
Top Speed [km/h]	60.7	63.6	64.5	68.7	68.0	65.2	63.4
Avg. Dist. to Rail [m]	3.2	1.1	1.6	1.5	1.5	0.4	2.5
Avg. Stride Freq. [Hz]	2.2	2.3	2.3	2.4	2.4	2.5	2.4
Avg. Stride Length [m]	5.8	7.3	7.4	7.6	7.6	7.2	7.0



- [ ] Ranking at each section and finish
- .-.- No data available at this section
- NA No data available



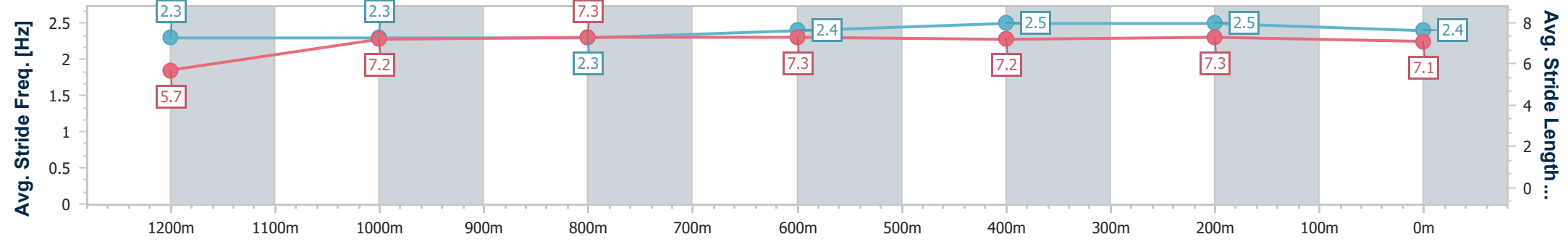
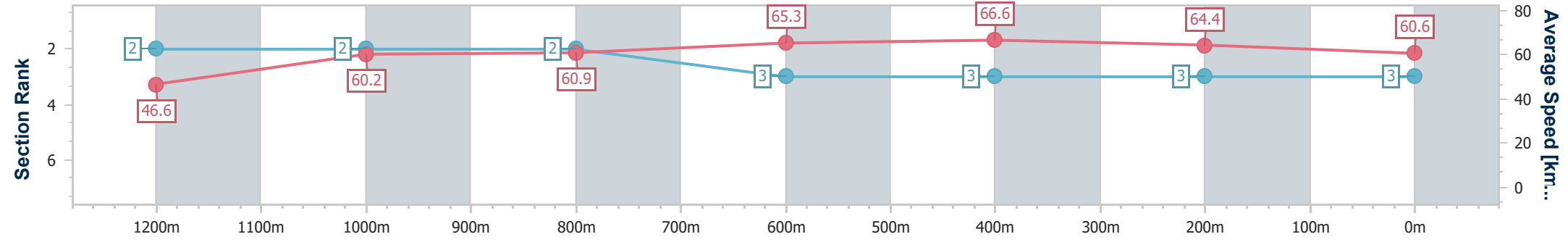
Horse/Jockey Name	Inching Closer
Final Rank	3
Fastest Section Time (Section)	0:10.86 (600m)
Top Speed [km/h] (Section)	67.9 (600m)
Race State	Finished



**Townsville QLD Professional**  
**Race 3: HYGAIN OPEN Handicap - 1400m**  
**14 March 2025 - 14:50**  
**Track Rating: Soft 5, Weather: Fine, Rail Position: +6m 1000m-  
W/Post; +2m Remainder**



Section	Overall	1200m	1000m	800m	600m	400m	200m
Section Times	1:24.23 [3] (0:15.45)	1:08.78 [2] (0:11.94)	0:56.84 [2] (0:11.75)	0:45.09 [2] (0:11.13)	0:33.96 [3] (0:10.86)	0:23.10 [3] (0:11.22)	0:11.88 [3] (0:11.88)
Average Speed [km/h]	46.6	60.2	60.9	65.3	66.6	64.4	60.6
Top Speed [km/h]	61.5	61.3	63.9	67.3	67.9	65.4	63.2
Avg. Dist. to Rail [m]	7.0	1.5	1.2	1.6	1.2	2.7	5.7
Avg. Stride Freq. [Hz]	2.3	2.3	2.3	2.4	2.5	2.5	2.4
Avg. Stride Length [m]	5.7	7.2	7.3	7.3	7.2	7.3	7.1



- [ ] Ranking at each section and finish
- .-.- No data available at this section
- NA No data available



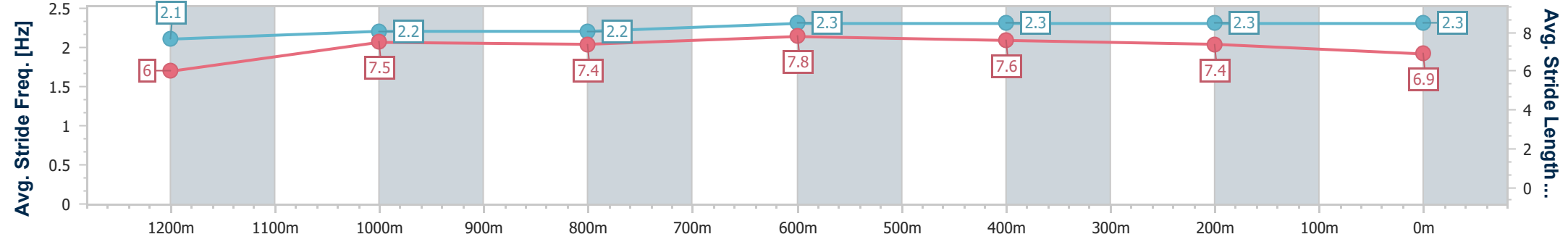
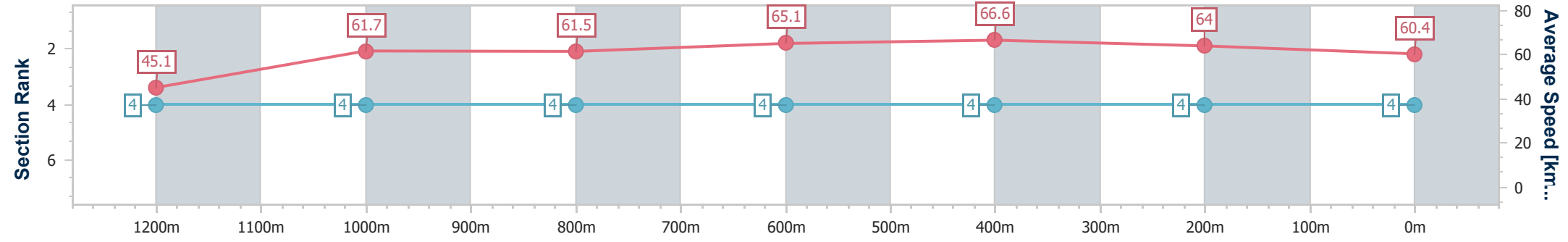
Horse/Jockey Name	Devil Kick
Final Rank	4
Fastest Section Time (Section)	0:10.81 (600m)
Top Speed [km/h] (Section)	67.5 (800m)
Race State	Finished



Townsville QLD Professional  
 Race 3: HYGAIN OPEN Handicap - 1400m  
 14 March 2025 - 14:50  
 Track Rating: Soft 5, Weather: Fine, Rail Position: +6m 1000m-  
 W/Post; +2m Remainder



Section	Overall	1200m	1000m	800m	600m	400m	200m
Section Times	1:24.54 [4] (0:15.96)	1:08.58 [4] (0:11.66)	0:56.92 [4] (0:11.72)	0:45.20 [4] (0:11.19)	0:34.01 [4] (0:10.81)	0:23.20 [4] (0:11.27)	0:11.93 [4] (0:11.93)
Average Speed [km/h]	45.1	61.7	61.5	65.1	66.6	64.0	60.4
Top Speed [km/h]	61.4	63.2	63.3	67.5	67.5	66.1	61.9
Avg. Dist. to Rail [m]	5.1	1.0	1.6	2.6	0.6	1.0	1.9
Avg. Stride Freq. [Hz]	2.1	2.2	2.2	2.3	2.3	2.3	2.3
Avg. Stride Length [m]	6.0	7.5	7.4	7.8	7.6	7.4	6.9



- [ ] Ranking at each section and finish
- .-.- No data available at this section
- NA No data available





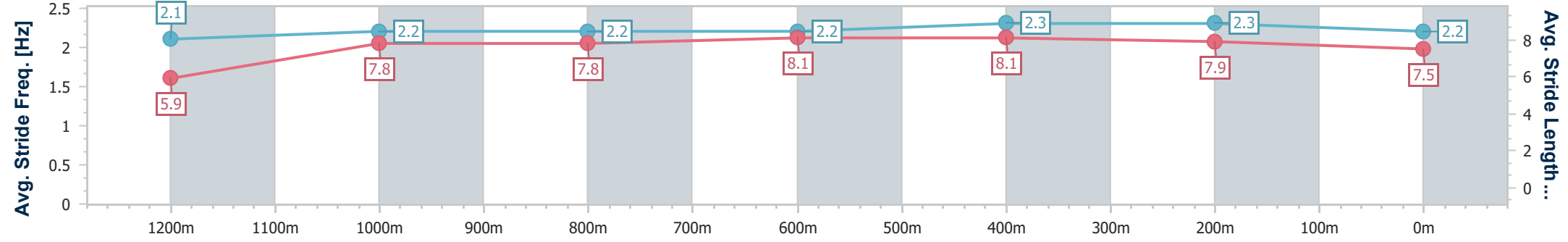
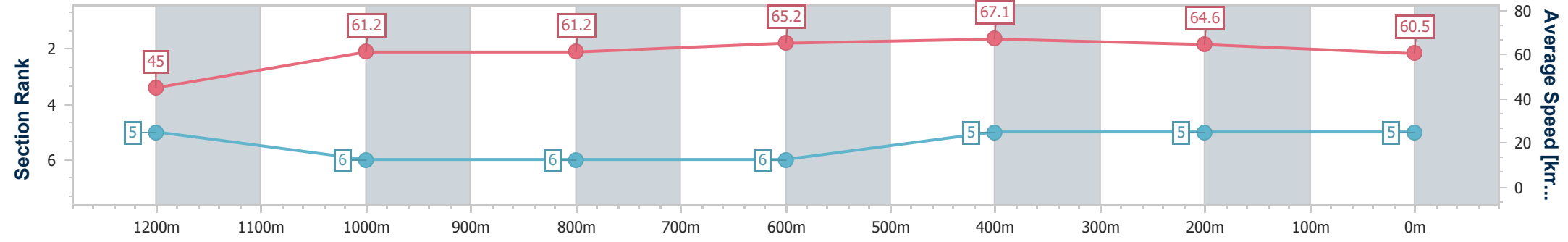
Horse/Jockey Name	Northern Pride
Final Rank	5
Fastest Section Time (Section)	0:10.79 (600m)
Top Speed [km/h] (Section)	67.7 (600m)
Race State	Finished



**Townsville QLD Professional**  
**Race 3: HYGAIN OPEN Handicap - 1400m**  
**14 March 2025 - 14:50**  
**Track Rating: Soft 5, Weather: Fine, Rail Position: +6m 1000m-  
W/Post; +2m Remainder**



Section	Overall	1200m	1000m	800m	600m	400m	200m
Section Times	1:24.55 [5] (0:16.02)	1:08.53 [5] (0:11.74)	0:56.79 [6] (0:11.81)	0:44.98 [6] (0:11.11)	0:33.87 [6] (0:10.79)	0:23.08 [5] (0:11.17)	0:11.91 [5] (0:11.91)
Average Speed [km/h]	45.0	61.2	61.2	65.2	67.1	64.6	60.5
Top Speed [km/h]	61.0	62.4	63.7	67.4	67.7	65.8	63.0
Avg. Dist. to Rail [m]	6.1	1.4	1.6	1.6	1.1	3.2	5.8
Avg. Stride Freq. [Hz]	2.1	2.2	2.2	2.2	2.3	2.3	2.2
Avg. Stride Length [m]	5.9	7.8	7.8	8.1	8.1	7.9	7.5



- [ ] Ranking at each section and finish
- .-.- No data available at this section
- NA No data available



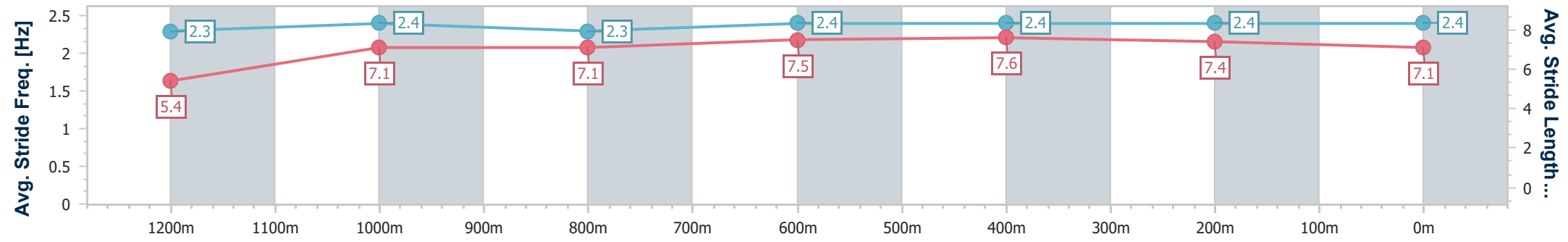
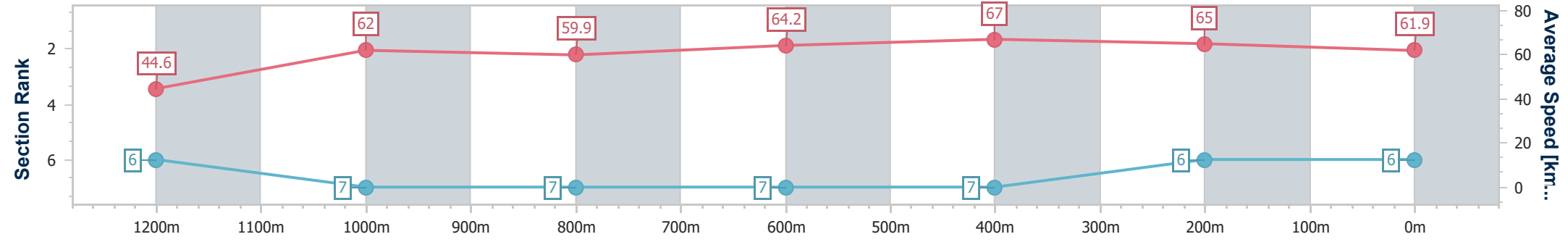
Horse/Jockey Name	Miss Seattle
Final Rank	6
Fastest Section Time (Section)	0:10.77 (600m)
Top Speed [km/h] (Section)	67.8 (600m)
Race State	Finished



**Townsville QLD Professional**  
**Race 3: HYGAIN OPEN Handicap - 1400m**  
**14 March 2025 - 14:50**  
**Track Rating: Soft 5, Weather: Fine, Rail Position: +6m 1000m-  
W/Post; +2m Remainder**



Section	Overall	1200m	1000m	800m	600m	400m	200m
Section Times	1:24.56 [6] (0:16.19)	1:08.37 [6] (0:11.59)	0:56.78 [7] (0:11.99)	0:44.79 [7] (0:11.27)	0:33.52 [7] (0:10.77)	0:22.75 [7] (0:11.09)	0:11.66 [6] (0:11.66)
Average Speed [km/h]	44.6	62.0	59.9	64.2	67.0	65.0	61.9
Top Speed [km/h]	61.0	62.9	61.7	66.8	67.8	67.2	63.8
Avg. Dist. to Rail [m]	4.5	1.2	1.6	1.0	0.5	2.9	7.4
Avg. Stride Freq. [Hz]	2.3	2.4	2.3	2.4	2.4	2.4	2.4
Avg. Stride Length [m]	5.4	7.1	7.1	7.5	7.6	7.4	7.1



- [ ] Ranking at each section and finish
- .-.- No data available at this section
- NA No data available



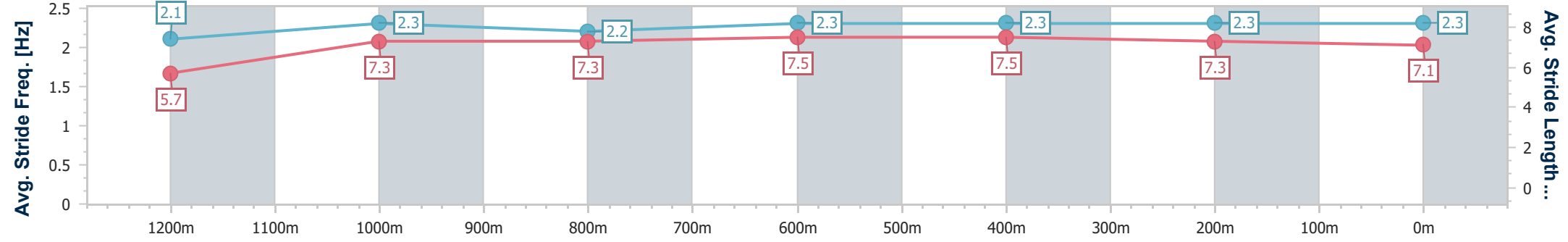
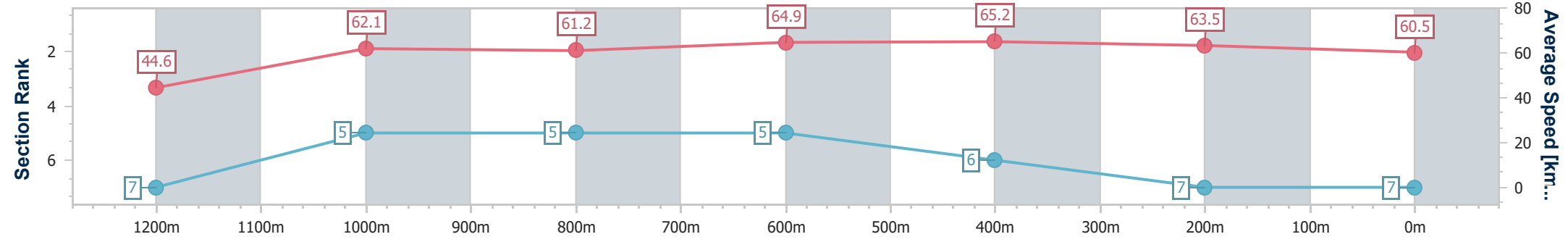
Horse/Jockey Name	Mystery 'N' Magic
Final Rank	7
Fastest Section Time (Section)	0:11.09 (600m)
Top Speed [km/h] (Section)	66.1 (600m)
Race State	Finished



**Townsville QLD Professional**  
**Race 3: HYGAIN OPEN Handicap - 1400m**  
**14 March 2025 - 14:50**  
**Track Rating: Soft 5, Weather: Fine, Rail Position: +6m 1000m-  
W/Post; +2m Remainder**



Section	Overall	1200m	1000m	800m	600m	400m	200m
Section Times	1:24.99 [7] (0:16.19)	1:08.80 [7] (0:11.51)	0:57.29 [5] (0:11.73)	0:45.56 [5] (0:11.18)	0:34.38 [5] (0:11.09)	0:23.29 [6] (0:11.40)	0:11.89 [7] (0:11.89)
Average Speed [km/h]	44.6	62.1	61.2	64.9	65.2	63.5	60.5
Top Speed [km/h]	62.4	63.1	62.4	65.8	66.1	64.1	62.6
Avg. Dist. to Rail [m]	3.0	1.6	1.5	1.4	1.4	3.1	4.9
Avg. Stride Freq. [Hz]	2.1	2.3	2.2	2.3	2.3	2.3	2.3
Avg. Stride Length [m]	5.7	7.3	7.3	7.5	7.5	7.3	7.1



- [ ] Ranking at each section and finish
- .-.- No data available at this section
- NA No data available



# Townsville QLD Professional

## Race 4: MITAVITE BENCHMARK 65 Handicap - 1400m

14 March 2025 - 15:27



Track Rating: Soft 5, Weather: Fine, Rail Position: +6m 1000m-W/Post; +2m Remainder

Section		Overall	1200m	1000m	800m	600m	400m	Last 600m				
Field Times		1:24.08 (0:14.83)	1:09.25 (0:11.51)	0:57.74 (0:11.74)	0:46.00 (0:11.32)	0:34.68 (0:11.13)	0:23.55 (0:11.43)	0:34.68				
Rank	TAB Horse/Jockey	Barrier	Top Speed [km/h]	Fastest Section					Distance Travelled [m]			
1	1 HERNE HILL Gabrielle Semmens	7	68.1 600m	0:11.03 600m	1:24.08 [1] (0:14.99)	1:09.09 [3] (0:11.68)	0:57.41 [3] (0:11.71)	0:45.70 [3] (0:11.36)	0:34.34 [3] (0:11.03)	0:23.31 [3] (0:11.37)	0:34.34	
2	5 HANGIN' AROUND Ryan Wiggins	3	66.0 600m	0:11.13 600m	1:24.11 [2] (0:14.83)	1:09.28 [1] (0:11.51)	0:57.77 [1] (0:11.74)	0:46.03 [1] (0:11.32)	0:34.71 [1] (0:11.13)	0:23.58 [1] (0:11.46)	0:34.71	-5
3	3 BRING ME FLOWERS Graham Kliese	1	66.9 600m	0:11.12 600m	1:24.17 [3] (0:14.93)	1:09.24 [2] (0:11.59)	0:57.65 [2] (0:11.69)	0:45.96 [2] (0:11.26)	0:34.70 [2] (0:11.12)	0:23.58 [2] (0:11.37)	0:34.70	+0
4	2 FINSCEAL Tahlia Fenlon	4	66.1 600m	0:11.10 600m	1:24.31 [4] (0:15.24)	1:09.07 [4] (0:11.66)	0:57.41 [4] (0:11.69)	0:45.72 [4] (0:11.31)	0:34.41 [4] (0:11.10)	0:23.31 [4] (0:11.30)	0:34.41	-5
5	6 READ 'EM AND WEEP Justin Stanley	2	66.2 600m	0:11.07 600m	1:24.33 [5] (0:15.48)	1:08.85 [7] (0:11.66)	0:57.19 [7] (0:11.76)	0:45.43 [8] (0:11.16)	0:34.27 [7] (0:11.07)	0:23.20 [5] (0:11.09)	0:34.27	-8
6	7 YELLOWSTONE BETH Wanderson D'Avila	8	66.9 800m	0:11.24 800m	1:24.83 [6] (0:15.36)	1:09.47 [6] (0:11.68)	0:57.79 [6] (0:11.79)	0:46.00 [7] (0:11.24)	0:34.76 [8] (0:11.33)	0:23.43 [8] (0:11.48)	0:34.76	+6
7	8 SHE'S REWARDING Jason Taylor	5	66.4 800m	0:11.24 800m	1:25.17 [7] (0:15.53)	1:09.64 [8] (0:11.70)	0:57.94 [8] (0:11.56)	0:46.38 [6] (0:11.24)	0:35.14 [6] (0:11.24)	0:23.90 [6] (0:11.48)	0:35.14	+2
8	4 TEN SCHILLING Nathan Thomas	6	65.4 800m	0:11.24 800m	1:25.74 [8] (0:15.24)	1:10.50 [5] (0:11.75)	0:58.75 [5] (0:11.75)	0:47.00 [5] (0:11.24)	0:35.76 [5] (0:11.38)	0:24.38 [7] (0:11.62)	0:35.76	+0

[ ] Ranking at each section and finish  
 -:-:- No data available at this section  
 NA No data available

SCN Saddle cloth number  
 DNF Did not finish  
 DNT Did not track



# Townsville QLD Professional

## Race 4: MITAVITE BENCHMARK 65 Handicap - 1400m

14 March 2025 - 15:27



Track Rating: Soft 5, Weather: Fine, Rail Position: +6m 1000m-W/Post; +2m Remainder

Section							200m			Last 600m
Field Times							0:12.12			0:34.68
Rank	TAB	Horse/Jockey	Barrier	Top Speed [km/h]	Fastest Section	Margin				Distance Travelled [m]
1	1	<b>HERNE HILL</b> Gabrielle Semmens	7	68.1 600m	0:11.03 600m	0:11.94 [3] (0:11.94)	1:24.08		0:34.34	
2	5	<b>HANGIN' AROUND</b> Ryan Wiggins	3	66.0 600m	0:11.13 600m	0:12.12 [2] (0:12.12)	0.18L		0:34.71	-5
3	3	<b>BRING ME FLOWERS</b> Graham Kliese	1	66.9 600m	0:11.12 600m	0:12.21 [1] (0:12.21)	0.51L		0:34.70	+0
4	2	<b>FINSCEAL</b> Tahlia Fenlon	4	66.1 600m	0:11.10 600m	0:12.01 [5] (0:12.01)	1.32L		0:34.41	-5
5	6	<b>READ 'EM AND WEEP</b> Justin Stanley	2	66.2 600m	0:11.07 600m	0:12.11 [4] (0:12.11)	1.48L		0:34.27	-8
6	7	<b>YELLOWSTONE BETH</b> Wanderson D'Avila	8	66.9 800m	0:11.24 800m	0:11.95 [7] (0:11.95)	4.38L		0:34.76	+6
7	8	<b>SHE'S REWARDING</b> Jason Taylor	5	66.4 800m	0:11.24 800m	0:12.42 [6] (0:12.42)	6.42L		0:35.14	+2
8	4	<b>TEN SCHILLING</b> Nathan Thomas	6	65.4 800m	0:11.24 800m	0:12.76 [8] (0:12.76)	9.77L		0:35.76	+0



Horse/Jockey Name	Herne Hill
Final Rank	1
Fastest Section Time (Section)	0:11.03 (600m)
Top Speed [km/h] (Section)	68.1 (600m)
Race State	Finished



Townsville QLD Professional

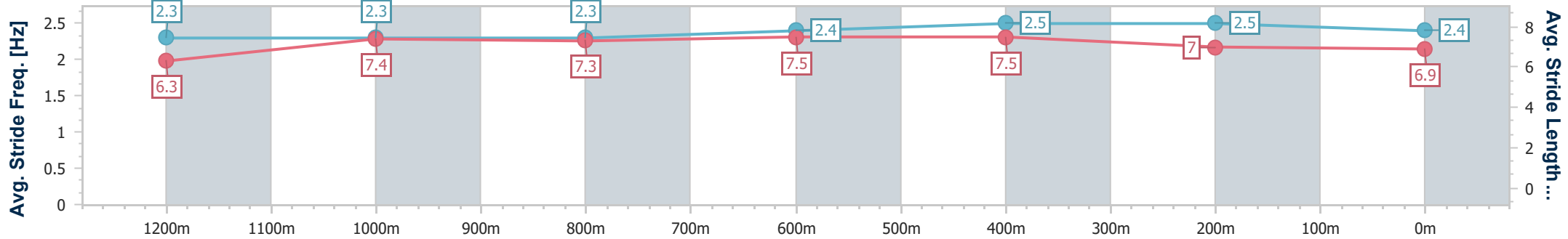
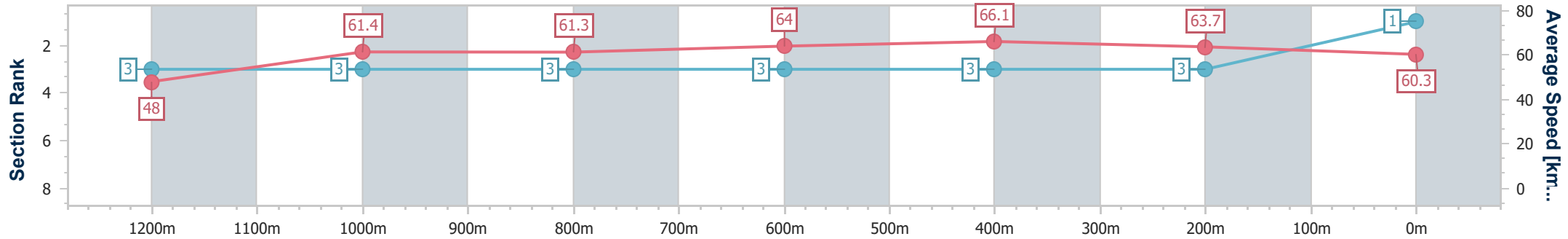
Race 4: MITAVITE BENCHMARK 65 Handicap - 1400m

14 March 2025 - 15:27

Track Rating: Soft 5, Weather: Fine, Rail Position: +6m 1000m-  
W/Post; +2m Remainder



Section	Overall	1200m	1000m	800m	600m	400m	200m
Section Times	1:24.08 [1] (0:14.99)	1:09.09 [3] (0:11.68)	0:57.41 [3] (0:11.71)	0:45.70 [3] (0:11.36)	0:34.34 [3] (0:11.03)	0:23.31 [3] (0:11.37)	0:11.94 [3] (0:11.94)
Average Speed [km/h]	48.0	61.4	61.3	64.0	66.1	63.7	60.3
Top Speed [km/h]	64.4	63.5	63.2	66.1	68.1	65.0	63.1
Avg. Dist. to Rail [m]	5.3	1.6	1.5	1.9	2.7	3.9	5.3
Avg. Stride Freq. [Hz]	2.3	2.3	2.3	2.4	2.5	2.5	2.4
Avg. Stride Length [m]	6.3	7.4	7.3	7.5	7.5	7.0	6.9



- [ ] Ranking at each section and finish
- .-.- No data available at this section
- NA No data available



Horse/Jockey Name	Hangin' Around
Final Rank	2
Fastest Section Time (Section)	0:11.13 (600m)
Top Speed [km/h] (Section)	66.0 (600m)
Race State	Finished



### Townsville QLD Professional

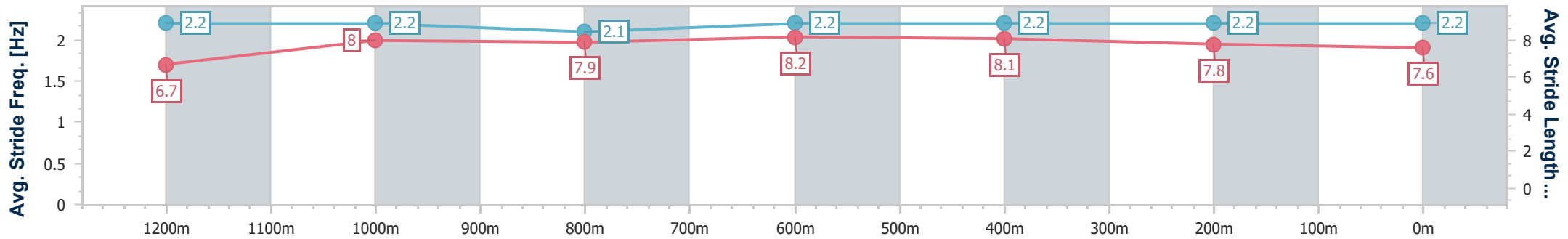
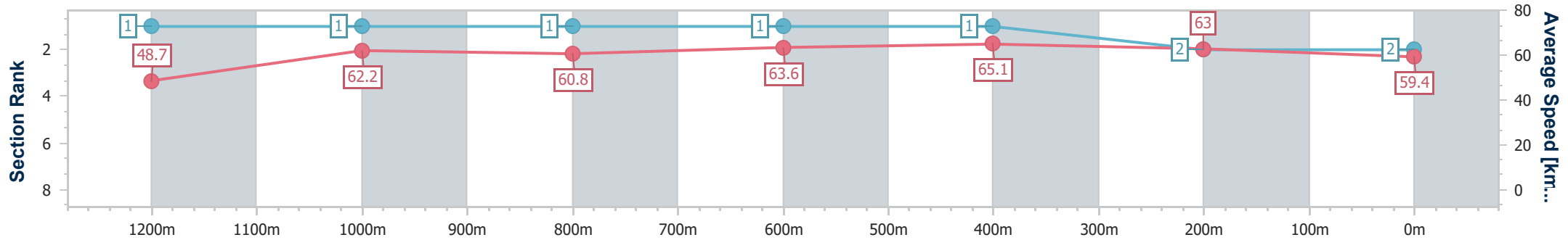
Race 4: MITAVITE BENCHMARK 65 Handicap - 1400m

14 March 2025 - 15:27

Track Rating: Soft 5, Weather: Fine, Rail Position: +6m 1000m-  
W/Post; +2m Remainder



Section	Overall	1200m	1000m	800m	600m	400m	200m
Section Times	1:24.11 [2] (0:14.83)	1:09.28 [1] (0:11.51)	0:57.77 [1] (0:11.74)	0:46.03 [1] (0:11.32)	0:34.71 [1] (0:11.13)	0:23.58 [1] (0:11.46)	0:12.12 [2] (0:12.12)
Average Speed [km/h]	48.7	62.2	60.8	63.6	65.1	63.0	59.4
Top Speed [km/h]	64.8	64.7	61.5	64.8	66.0	63.7	62.9
Avg. Dist. to Rail [m]	1.9	2.0	1.9	0.4	1.4	2.2	2.6
Avg. Stride Freq. [Hz]	2.2	2.2	2.1	2.2	2.2	2.2	2.2
Avg. Stride Length [m]	6.7	8.0	7.9	8.2	8.1	7.8	7.6



- [ ] Ranking at each section and finish
- .-.- No data available at this section
- NA No data available



Horse/Jockey Name	Bring Me Flowers
Final Rank	3
Fastest Section Time (Section)	0:11.12 (600m)
Top Speed [km/h] (Section)	66.9 (600m)
Race State	Finished



Townsville QLD Professional

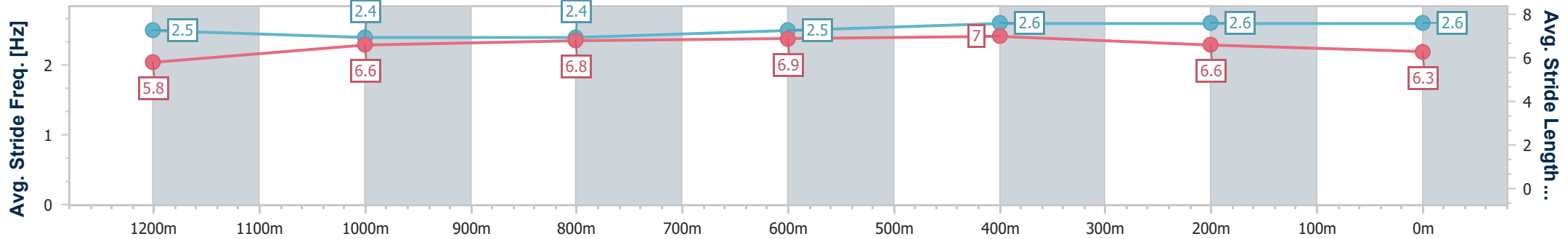
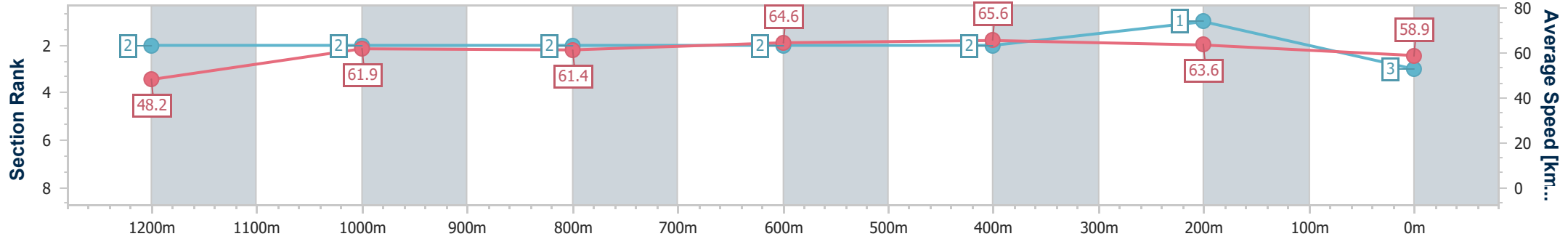
Race 4: MITAVITE BENCHMARK 65 Handicap - 1400m

14 March 2025 - 15:27

Track Rating: Soft 5, Weather: Fine, Rail Position: +6m 1000m-  
W/Post; +2m Remainder



Section	Overall	1200m	1000m	800m	600m	400m	200m
Section Times	1:24.17 [3] (0:14.93)	1:09.24 [2] (0:11.59)	0:57.65 [2] (0:11.69)	0:45.96 [2] (0:11.26)	0:34.70 [2] (0:11.12)	0:23.58 [2] (0:11.37)	0:12.21 [1] (0:12.21)
Average Speed [km/h]	48.2	61.9	61.4	64.6	65.6	63.6	58.9
Top Speed [km/h]	63.0	62.9	63.7	65.4	66.9	64.5	62.7
Avg. Dist. to Rail [m]	1.7	1.5	1.4	2.3	2.9	2.1	2.4
Avg. Stride Freq. [Hz]	2.5	2.4	2.4	2.5	2.6	2.6	2.6
Avg. Stride Length [m]	5.8	6.6	6.8	6.9	7.0	6.6	6.3



- [ ] Ranking at each section and finish
- .-.- No data available at this section
- NA No data available





Horse/Jockey Name	Finsceal
Final Rank	4
Fastest Section Time (Section)	0:11.10 (600m)
Top Speed [km/h] (Section)	66.1 (600m)
Race State	Finished



### Townsville QLD Professional

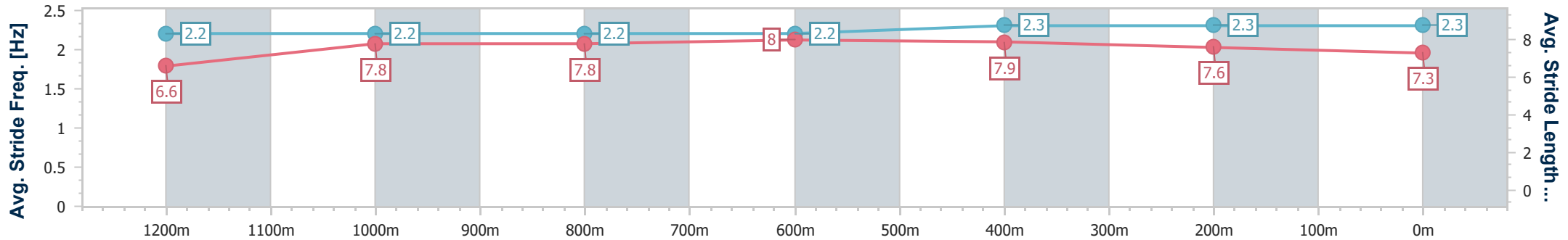
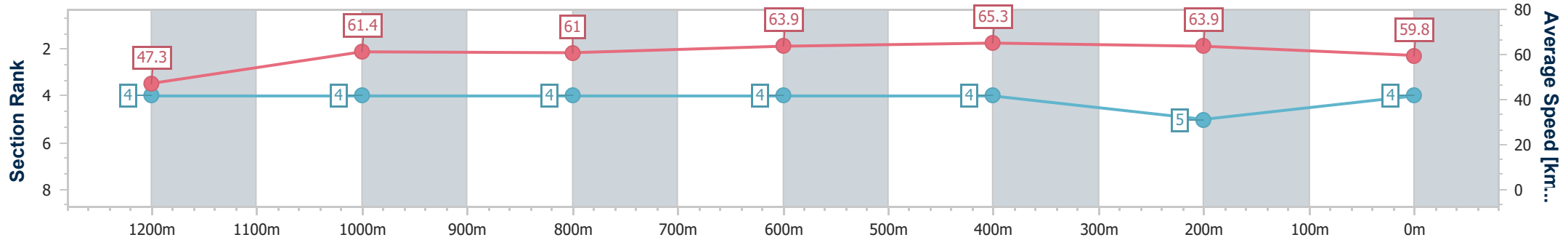
Race 4: MITAVITE BENCHMARK 65 Handicap - 1400m

14 March 2025 - 15:27

Track Rating: Soft 5, Weather: Fine, Rail Position: +6m 1000m-  
W/Post; +2m Remainder



Section	Overall	1200m	1000m	800m	600m	400m	200m
Section Times	1:24.31 [4] (0:15.24)	1:09.07 [4] (0:11.66)	0:57.41 [4] (0:11.69)	0:45.72 [4] (0:11.31)	0:34.41 [4] (0:11.10)	0:23.31 [4] (0:11.30)	0:12.01 [5] (0:12.01)
Average Speed [km/h]	47.3	61.4	61.0	63.9	65.3	63.9	59.8
Top Speed [km/h]	63.4	63.3	62.7	64.7	66.1	65.6	62.9
Avg. Dist. to Rail [m]	2.6	2.6	2.0	1.0	1.3	0.9	0.7
Avg. Stride Freq. [Hz]	2.2	2.2	2.2	2.2	2.3	2.3	2.3
Avg. Stride Length [m]	6.6	7.8	7.8	8.0	7.9	7.6	7.3



- [ ] Ranking at each section and finish
- .-.- No data available at this section
- NA No data available



Horse/Jockey Name	Read 'Em And Weep
Final Rank	5
Fastest Section Time (Section)	0:11.07 (600m)
Top Speed [km/h] (Section)	66.2 (600m)
Race State	Finished



Townsville QLD Professional

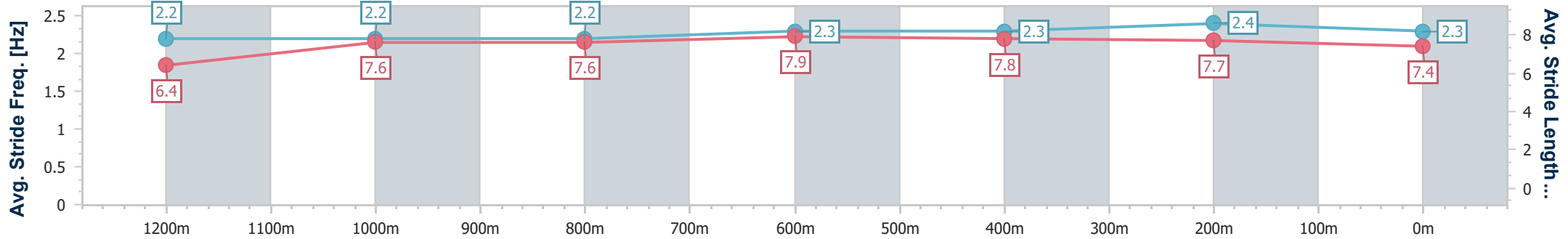
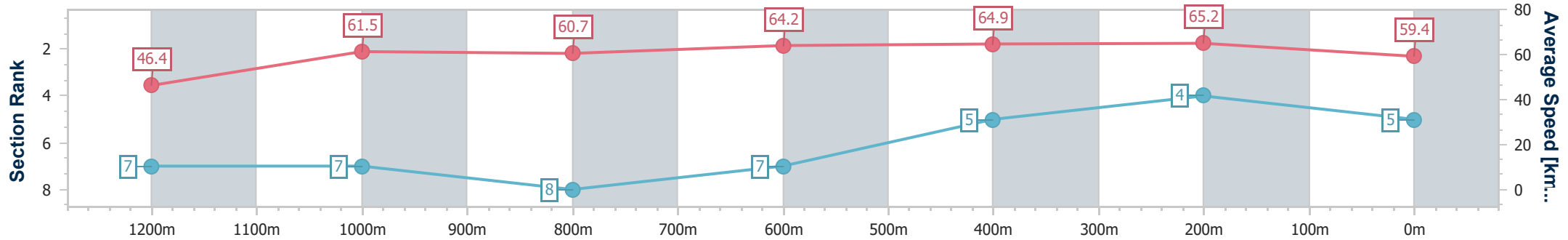
Race 4: MITAVITE BENCHMARK 65 Handicap - 1400m

14 March 2025 - 15:27

Track Rating: Soft 5, Weather: Fine, Rail Position: +6m 1000m-  
W/Post; +2m Remainder



Section	Overall	1200m	1000m	800m	600m	400m	200m
Section Times	1:24.33 [5] (0:15.48)	1:08.85 [7] (0:11.66)	0:57.19 [7] (0:11.76)	0:45.43 [8] (0:11.16)	0:34.27 [7] (0:11.07)	0:23.20 [5] (0:11.09)	0:12.11 [4] (0:12.11)
Average Speed [km/h]	46.4	61.5	60.7	64.2	64.9	65.2	59.4
Top Speed [km/h]	62.3	62.9	62.8	65.1	66.2	66.1	64.3
Avg. Dist. to Rail [m]	1.7	2.5	1.8	1.0	0.5	2.1	3.9
Avg. Stride Freq. [Hz]	2.2	2.2	2.2	2.3	2.3	2.4	2.3
Avg. Stride Length [m]	6.4	7.6	7.6	7.9	7.8	7.7	7.4



- [ ] Ranking at each section and finish
- .-.- No data available at this section
- NA No data available



Horse/Jockey Name	Yellowstone Beth
Final Rank	6
Fastest Section Time (Section)	0:11.24 (800m)
Top Speed [km/h] (Section)	66.9 (800m)
Race State	Finished



### Townsville QLD Professional

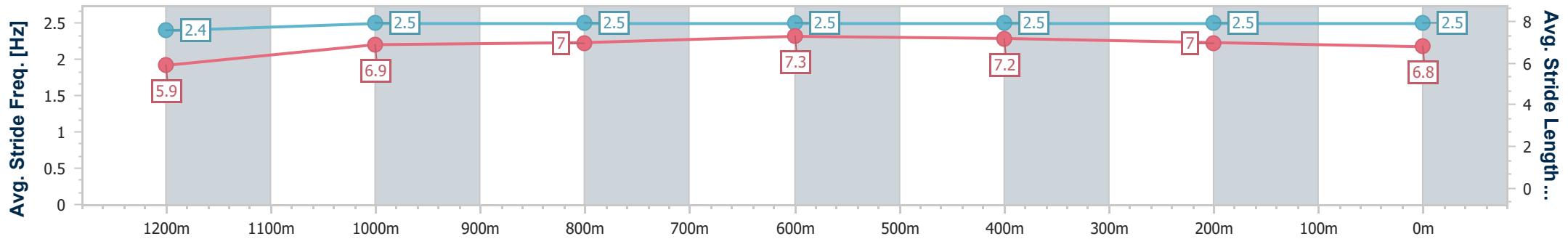
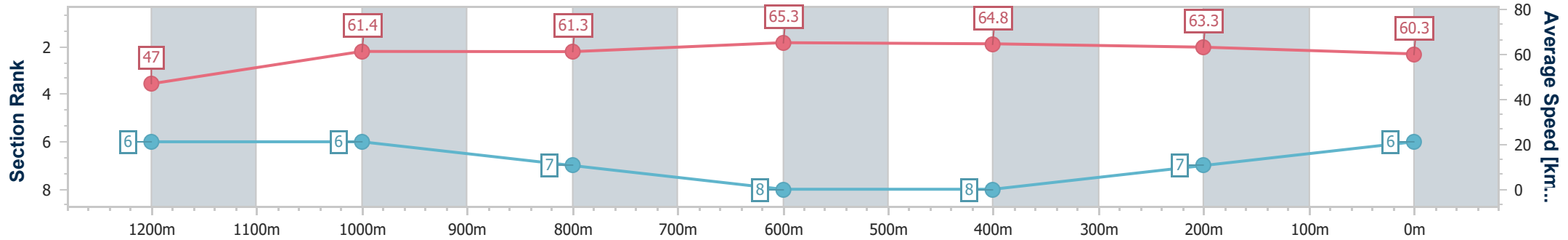
Race 4: MITAVITE BENCHMARK 65 Handicap - 1400m

14 March 2025 - 15:27

Track Rating: Soft 5, Weather: Fine, Rail Position: +6m 1000m-  
W/Post; +2m Remainder



Section	Overall	1200m	1000m	800m	600m	400m	200m
Section Times	1:24.83 [6] (0:15.36)	1:09.47 [6] (0:11.68)	0:57.79 [6] (0:11.79)	0:46.00 [7] (0:11.24)	0:34.76 [8] (0:11.33)	0:23.43 [8] (0:11.48)	0:11.95 [7] (0:11.95)
Average Speed [km/h]	47.0	61.4	61.3	65.3	64.8	63.3	60.3
Top Speed [km/h]	66.2	65.3	64.0	66.9	66.9	64.1	63.0
Avg. Dist. to Rail [m]	5.7	1.2	2.0	4.2	4.1	5.8	8.0
Avg. Stride Freq. [Hz]	2.4	2.5	2.5	2.5	2.5	2.5	2.5
Avg. Stride Length [m]	5.9	6.9	7.0	7.3	7.2	7.0	6.8



- [ ] Ranking at each section and finish
- .-.- No data available at this section
- NA No data available



Horse/Jockey Name	She's Rewarding
Final Rank	7
Fastest Section Time (Section)	0:11.24 (800m)
Top Speed [km/h] (Section)	66.4 (800m)
Race State	Finished



Townsville QLD Professional

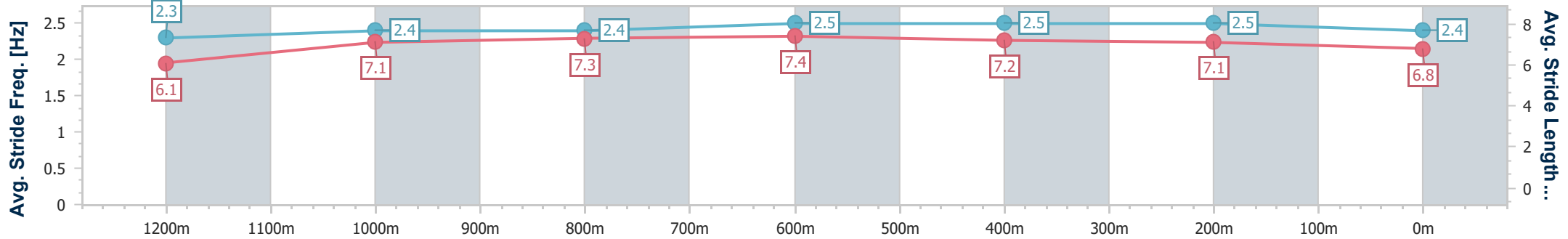
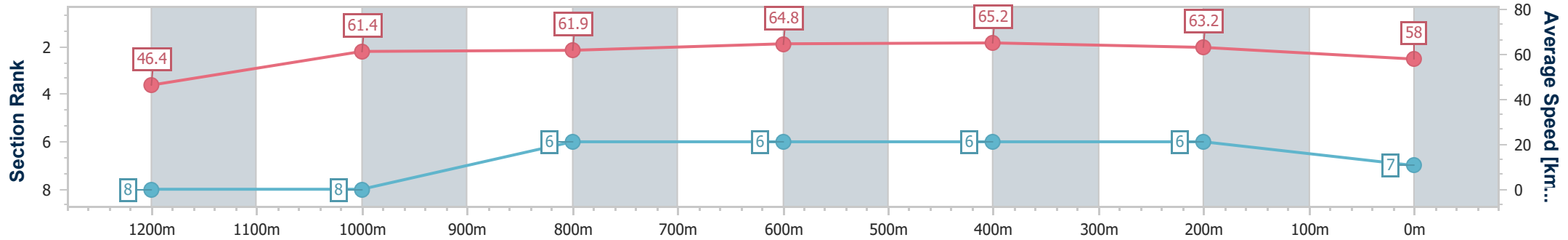
Race 4: MITAVITE BENCHMARK 65 Handicap - 1400m

14 March 2025 - 15:27

Track Rating: Soft 5, Weather: Fine, Rail Position: +6m 1000m-  
W/Post; +2m Remainder



Section	Overall	1200m	1000m	800m	600m	400m	200m
Section Times	1:25.17 [7] (0:15.53)	1:09.64 [8] (0:11.70)	0:57.94 [8] (0:11.56)	0:46.38 [6] (0:11.24)	0:35.14 [6] (0:11.24)	0:23.90 [6] (0:11.48)	0:12.42 [6] (0:12.42)
Average Speed [km/h]	46.4	61.4	61.9	64.8	65.2	63.2	58.0
Top Speed [km/h]	62.8	62.9	64.4	66.4	66.2	64.4	60.7
Avg. Dist. to Rail [m]	3.3	1.6	1.8	2.3	3.7	5.3	5.6
Avg. Stride Freq. [Hz]	2.3	2.4	2.4	2.5	2.5	2.5	2.4
Avg. Stride Length [m]	6.1	7.1	7.3	7.4	7.2	7.1	6.8



- [ ] Ranking at each section and finish
- .-.- No data available at this section
- NA No data available



Horse/Jockey Name	Ten Schilling
Final Rank	8
Fastest Section Time (Section)	0:11.24 (800m)
Top Speed [km/h] (Section)	65.4 (800m)
Race State	Finished



### Townsville QLD Professional

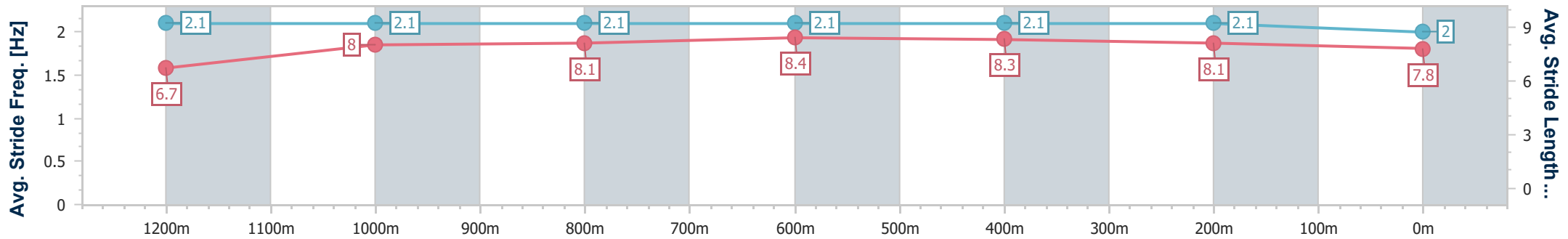
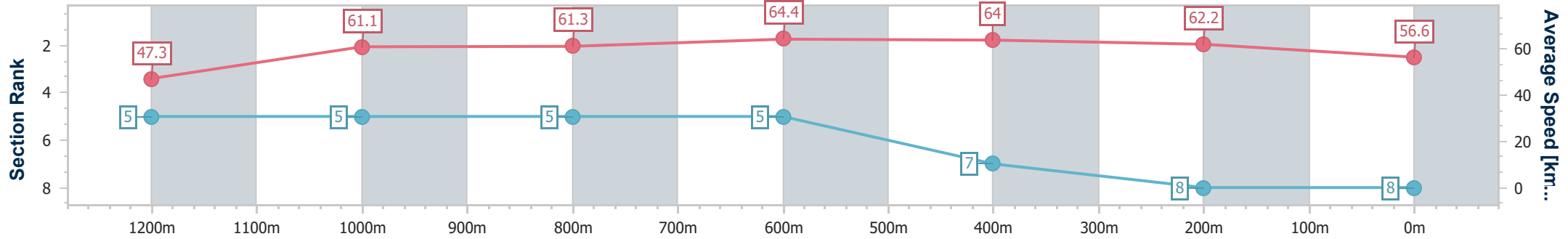
Race 4: MITAVITE BENCHMARK 65 Handicap - 1400m

14 March 2025 - 15:27

Track Rating: Soft 5, Weather: Fine, Rail Position: +6m 1000m-  
W/Post; +2m Remainder



Section	Overall	1200m	1000m	800m	600m	400m	200m
Section Times	1:25.74 [8] (0:15.24)	1:10.50 [5] (0:11.75)	0:58.75 [5] (0:11.75)	0:47.00 [5] (0:11.24)	0:35.76 [5] (0:11.38)	0:24.38 [7] (0:11.62)	0:12.76 [8] (0:12.76)
Average Speed [km/h]	47.3	61.1	61.3	64.4	64.0	62.2	56.6
Top Speed [km/h]	63.4	62.6	63.1	65.4	65.0	63.6	60.3
Avg. Dist. to Rail [m]	3.1	1.3	1.5	1.3	2.6	2.2	2.3
Avg. Stride Freq. [Hz]	2.1	2.1	2.1	2.1	2.1	2.1	2.0
Avg. Stride Length [m]	6.7	8.0	8.1	8.4	8.3	8.1	7.8



- [ ] Ranking at each section and finish
- .-.- No data available at this section
- NA No data available



# Townsville QLD Professional

## Race 5: GREAT NORTHERN BREWING CO QTIS Three-Year-Old Handicap - 1200m

14 March 2025 - 16:04



Track Rating: Soft 5, Weather: Fine, Rail Position: +6m 1000m-W/Post; +2m Remainder

Section		Overall	1000m	800m	600m	400m	200m	Last 600m					
Field Times		1:09.65 (0:13.79)	0:55.86 (0:10.75)	0:45.11 (0:10.73)	0:34.38 (0:11.12)	0:23.26 (0:11.44)	0:11.82 (0:11.82)	0:34.38					
Rank	TAB Horse/Jockey	Barrier	Top Speed [km/h]	Fastest Section	Margin	Distance Travelled [m]							
1	5 <b>KOBAYASTAR</b> Chris Whiteley	7	69.1 800m	0:10.73 1000m	1:09.65 [1] (0:14.19)	0:55.46 [5] (0:10.73)	0:44.73 [5] (0:10.76)	0:33.97 [4] (0:11.11)	0:22.86 [4] (0:11.31)	0:11.55 [3] (0:11.55)	1:09.65	0:33.97	
2	1 <b>I'LLTELLYOU SO</b> Ryan Wiggins	4	70.0 1000m	0:10.75 1000m	1:09.93 [2] (0:13.79)	0:56.14 [1] (0:10.75)	0:45.39 [1] (0:10.87)	0:34.52 [3] (0:10.99)	0:23.53 [2] (0:11.43)	0:12.10 [1] (0:12.10)	1.67L	0:34.52	-5
3	7 <b>ARGUABLE</b> Nathan Thomas	6	70.3 800m	0:10.53 800m	1:10.37 [3] (0:14.61)	0:55.76 [8] (0:10.81)	0:44.95 [8] (0:10.53)	0:34.42 [6] (0:10.91)	0:23.51 [6] (0:11.49)	0:12.02 [7] (0:12.02)	4.26L	0:34.42	+1
4	2 <b>TIME TO PROPHET</b> Aidan Holt	2	69.5 800m	0:10.63 1000m	1:10.48 [4] (0:14.09)	0:56.39 [4] (0:10.63)	0:45.76 [3] (0:10.68)	0:35.08 [2] (0:11.06)	0:24.02 [3] (0:11.63)	0:12.39 [2] (0:12.39)	4.9L	0:35.08	-7
5	8 <b>MARGOT BARBIE</b> Justin Stanley	5	69.2 800m	0:10.74 800m	1:10.49 [5] (0:14.44)	0:56.05 [7] (0:10.80)	0:45.25 [7] (0:10.74)	0:34.51 [8] (0:10.93)	0:23.58 [7] (0:11.32)	0:12.26 [5] (0:12.26)	4.95L	0:34.51	-1
6	4 <b>MYTHBUSTA</b> Graham Kliese	3	68.0 800m	0:10.78 1000m	1:10.91 [6] (0:14.40)	0:56.51 [6] (0:10.78)	0:45.73 [6] (0:10.78)	0:34.95 [7] (0:10.88)	0:24.07 [5] (0:11.50)	0:12.57 [6] (0:12.57)	7.44L	0:34.95	-6
7	3 <b>TSUNAMI</b> Amanda Thomson	8	68.7 800m	0:10.66 800m	1:11.11 [7] (0:13.93)	0:57.18 [2] (0:10.68)	0:46.50 [2] (0:10.66)	0:35.84 [1] (0:11.12)	0:24.72 [1] (0:11.71)	0:13.01 [4] (0:13.01)	8.58L	0:35.84	-1
8	9 <b>POLITICAL POWER</b> Isabella Teh	9	69.1 1000m	0:10.71 1000m	1:13.01 [8] (0:14.04)	0:58.97 [3] (0:10.71)	0:48.26 [4] (0:10.96)	0:37.30 [5] (0:11.23)	0:26.07 [8] (0:12.14)	0:13.93 [8] (0:13.93)	19.77L	0:37.30	+2
9	6 <b>SILVER GLITTER</b> Tahlia Fenlon	1	67.7 800m	0:10.78 1000m	1:14.28 [9] (0:15.07)	0:59.21 [9] (0:10.78)	0:48.43 [9] (0:10.80)	0:37.63 [9] (0:11.15)	0:26.48 [9] (0:11.74)	0:14.74 [9] (0:14.74)	27.24L	0:37.63	-7

[ ] Ranking at each section and finish  
 -:-:- No data available at this section  
 NA No data available

SCN Saddle cloth number  
 DNF Did not finish  
 DNT Did not track



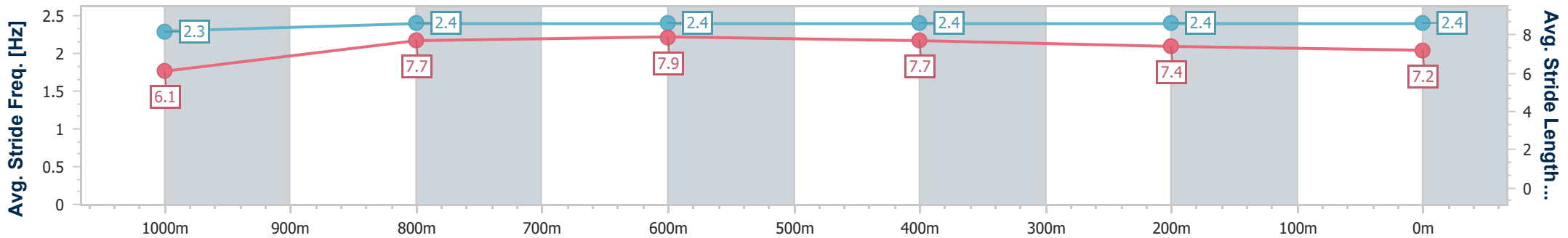
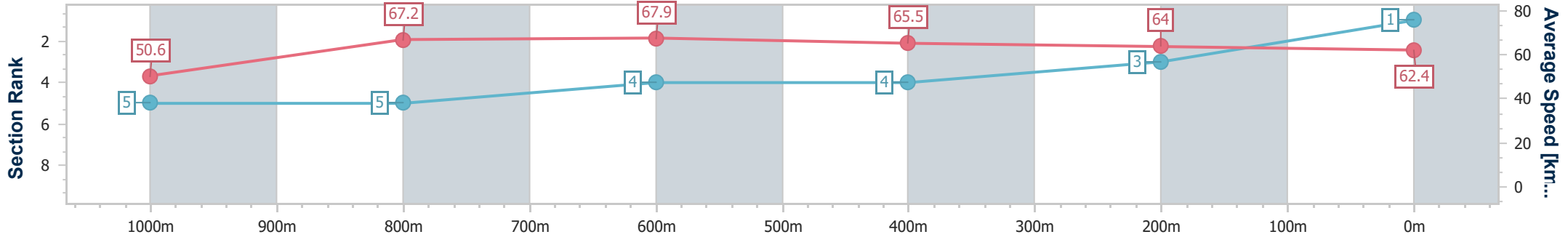
Horse/Jockey Name	Kobayastar
Final Rank	1
Fastest Section Time (Section)	0:10.73 (1000m)
Top Speed [km/h] (Section)	69.1 (800m)
Race State	Finished



**Townsville QLD Professional**  
**Race 5: GREAT NORTHERN BREWING CO QTIS Three-Year-Old Handicap - 1200m**  
**14 March 2025 - 16:04**  
**Track Rating: Soft 5, Weather: Fine, Rail Position: +6m 1000m-W/Post; +2m Remainder**



Section	Overall	1000m	800m	600m	400m	200m								
Section Times	1:09.65 [1] (0:14.19)	0:55.46 [5] (0:10.73)	0:44.73 [5] (0:10.76)	0:33.97 [4] (0:11.11)	0:22.86 [4] (0:11.31)	0:11.55 [3] (0:11.55)								
Average Speed [km/h]	50.6	67.2	67.9	65.5	64.0	62.4								
Top Speed [km/h]	66.2	69.0	69.1	67.8	64.3	64.8								
Avg. Dist. to Rail [m]	4.4	1.9	3.2	2.4	3.8	4.9								
Avg. Stride Freq. [Hz]	2.3	2.4	2.4	2.4	2.4	2.4								
Avg. Stride Length [m]	6.1	7.7	7.9	7.7	7.4	7.2								



- [ ] Ranking at each section and finish
- .-.- No data available at this section
- NA No data available



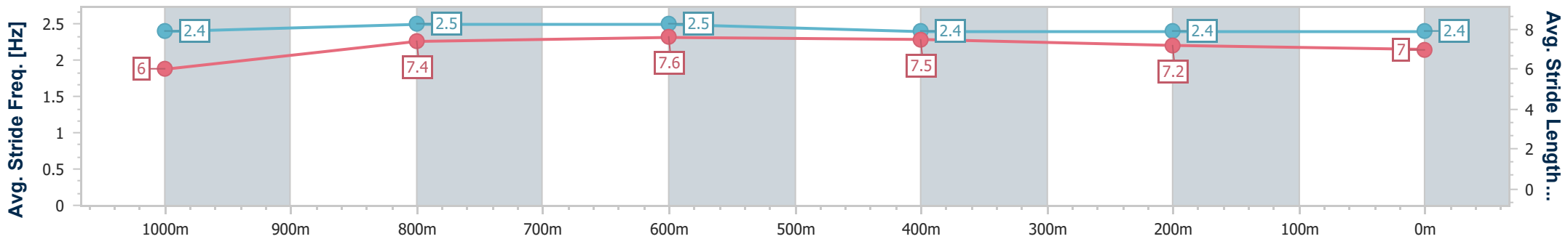
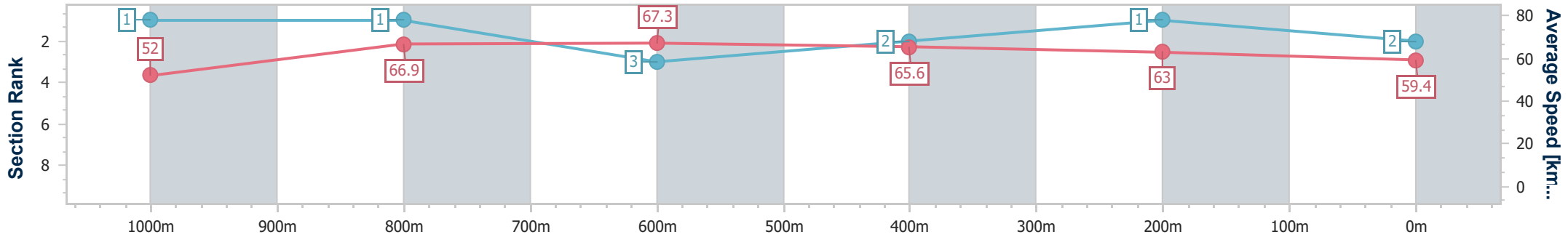
Horse/Jockey Name	l'ltellyouso
Final Rank	2
Fastest Section Time (Section)	0:10.75 (1000m)
Top Speed [km/h] (Section)	70.0 (1000m)
Race State	Finished



**Townsville QLD Professional**  
**Race 5: GREAT NORTHERN BREWING CO QTIS Three-Year-Old Handicap - 1200m**  
**14 March 2025 - 16:04**  
**Track Rating: Soft 5, Weather: Fine, Rail Position: +6m 1000m-W/Post; +2m Remainder**



Section	Overall	1000m	800m	600m	400m	200m
Section Times	1:09.93 [2] (0:13.79)	0:56.14 [1] (0:10.75)	0:45.39 [1] (0:10.87)	0:34.52 [3] (0:10.99)	0:23.53 [2] (0:11.43)	0:12.10 [1] (0:12.10)
Average Speed [km/h]	52.0	66.9	67.3	65.6	63.0	59.4
Top Speed [km/h]	65.9	70.0	69.2	67.7	64.6	62.4
Avg. Dist. to Rail [m]	3.9	1.9	3.1	1.1	0.4	1.4
Avg. Stride Freq. [Hz]	2.4	2.5	2.5	2.4	2.4	2.4
Avg. Stride Length [m]	6.0	7.4	7.6	7.5	7.2	7.0



- [ ] Ranking at each section and finish
- .-.- No data available at this section
- NA No data available





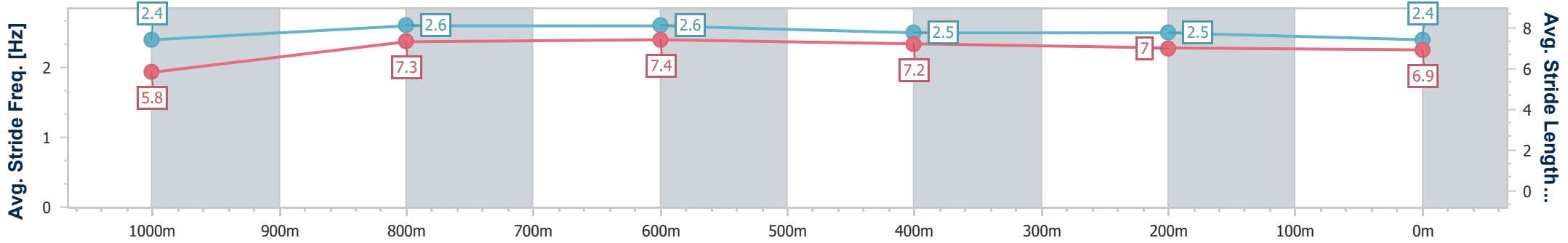
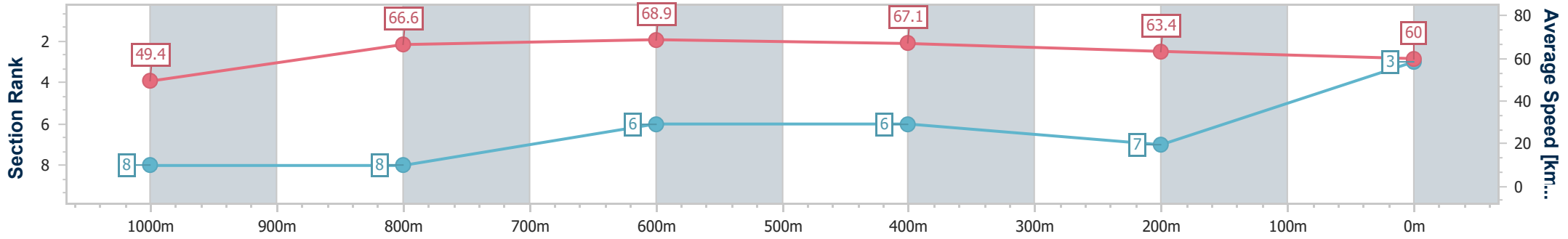
Horse/Jockey Name	Arguable
Final Rank	3
Fastest Section Time (Section)	0:10.53 (800m)
Top Speed [km/h] (Section)	70.3 (800m)
Race State	Finished



**Townsville QLD Professional**  
**Race 5: GREAT NORTHERN BREWING CO QTIS Three-Year-Old Handicap - 1200m**  
**14 March 2025 - 16:04**  
**Track Rating: Soft 5, Weather: Fine, Rail Position: +6m 1000m-W/Post; +2m Remainder**



Section	Overall	1000m	800m	600m	400m	200m							
Section Times	1:10.37 [3] (0:14.61)	0:55.76 [8] (0:10.81)	0:44.95 [8] (0:10.53)	0:34.42 [6] (0:10.91)	0:23.51 [6] (0:11.49)	0:12.02 [7] (0:12.02)							
Average Speed [km/h]	49.4	66.6	68.9	67.1	63.4	60.0							
Top Speed [km/h]	64.1	67.9	70.3	68.4	64.8	63.2							
Avg. Dist. to Rail [m]	4.4	1.3	1.9	3.7	6.7	7.3							
Avg. Stride Freq. [Hz]	2.4	2.6	2.6	2.5	2.5	2.4							
Avg. Stride Length [m]	5.8	7.3	7.4	7.2	7.0	6.9							



- [ ] Ranking at each section and finish
- .-.- No data available at this section
- NA No data available



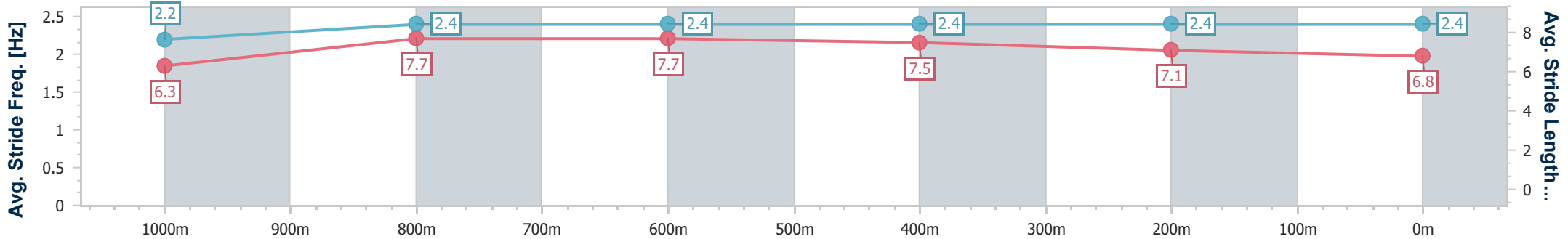
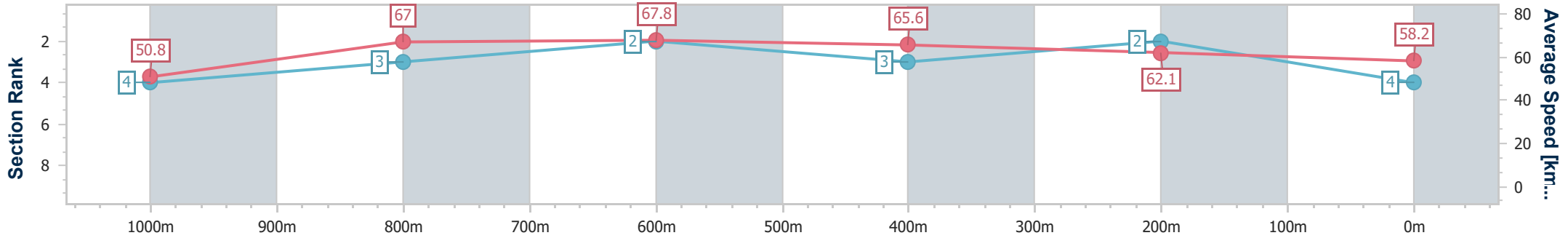
Horse/Jockey Name	Time To Prophet
Final Rank	4
Fastest Section Time (Section)	0:10.63 (1000m)
Top Speed [km/h] (Section)	69.5 (800m)
Race State	Finished



**Townsville QLD Professional**  
**Race 5: GREAT NORTHERN BREWING CO QTIS Three-Year-Old Handicap - 1200m**  
**14 March 2025 - 16:04**  
**Track Rating: Soft 5, Weather: Fine, Rail Position: +6m 1000m-W/Post; +2m Remainder**



Section	Overall	1000m	800m	600m	400m	200m
Section Times	1:10.48 [4] (0:14.09)	0:56.39 [4] (0:10.63)	0:45.76 [3] (0:10.68)	0:35.08 [2] (0:11.06)	0:24.02 [3] (0:11.63)	0:12.39 [2] (0:12.39)
Average Speed [km/h]	50.8	67.0	67.8	65.6	62.1	58.2
Top Speed [km/h]	66.9	68.3	69.5	67.5	64.3	62.6
Avg. Dist. to Rail [m]	3.1	2.4	1.6	1.4	2.1	3.7
Avg. Stride Freq. [Hz]	2.2	2.4	2.4	2.4	2.4	2.4
Avg. Stride Length [m]	6.3	7.7	7.7	7.5	7.1	6.8



- [ ] Ranking at each section and finish
- .-.- No data available at this section
- NA No data available



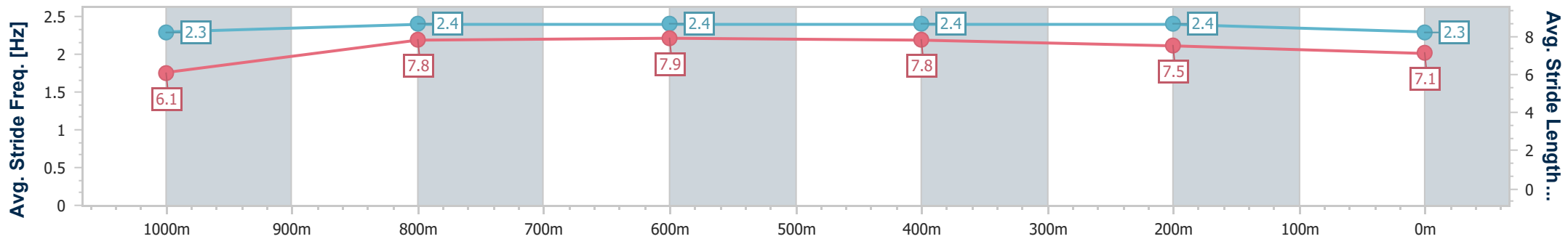
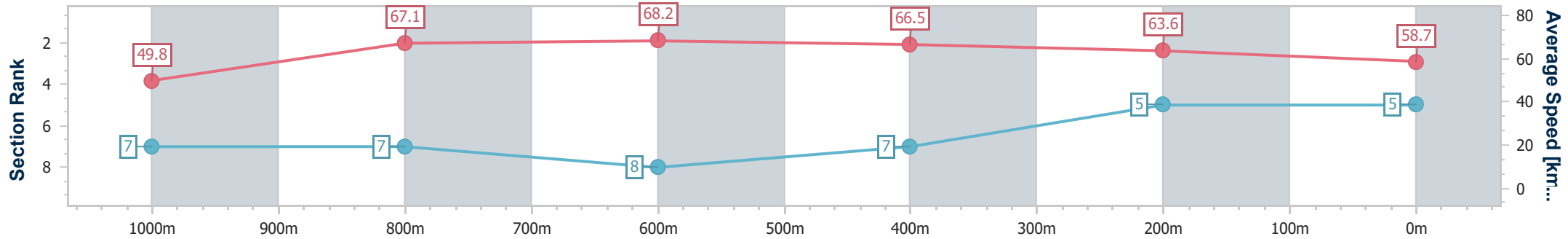
Horse/Jockey Name	Margot Barbie
Final Rank	5
Fastest Section Time (Section)	0:10.74 (800m)
Top Speed [km/h] (Section)	69.2 (800m)
Race State	Finished



**Townsville QLD Professional**  
**Race 5: GREAT NORTHERN BREWING CO QTIS Three-Year-Old Handicap - 1200m**  
**14 March 2025 - 16:04**  
**Track Rating: Soft 5, Weather: Fine, Rail Position: +6m 1000m-W/Post; +2m Remainder**



Section	Overall	1000m	800m	600m	400m	200m								
Section Times	1:10.49 [5] (0:14.44)	0:56.05 [7] (0:10.80)	0:45.25 [7] (0:10.74)	0:34.51 [8] (0:10.93)	0:23.58 [7] (0:11.32)	0:12.26 [5] (0:12.26)								
Average Speed [km/h]	49.8	67.1	68.2	66.5	63.6	58.7								
Top Speed [km/h]	65.0	68.8	69.2	68.9	65.0	61.9								
Avg. Dist. to Rail [m]	3.7	1.5	3.7	2.0	0.2	0.2								
Avg. Stride Freq. [Hz]	2.3	2.4	2.4	2.4	2.4	2.3								
Avg. Stride Length [m]	6.1	7.8	7.9	7.8	7.5	7.1								



- [ ] Ranking at each section and finish
- .-.- No data available at this section
- NA No data available



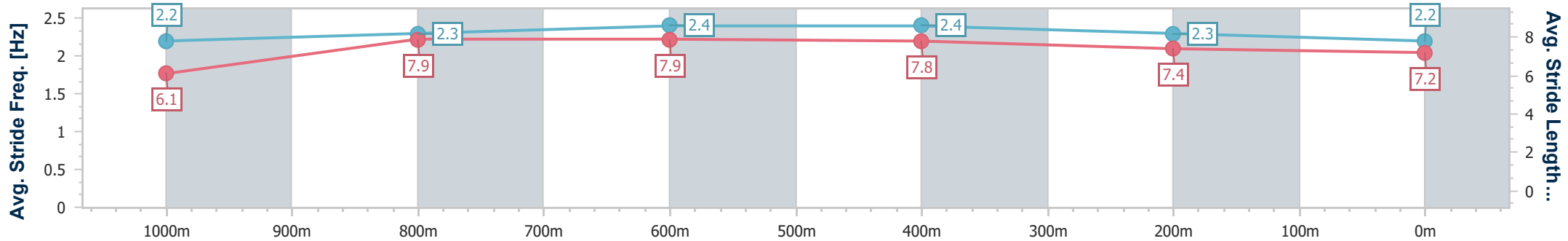
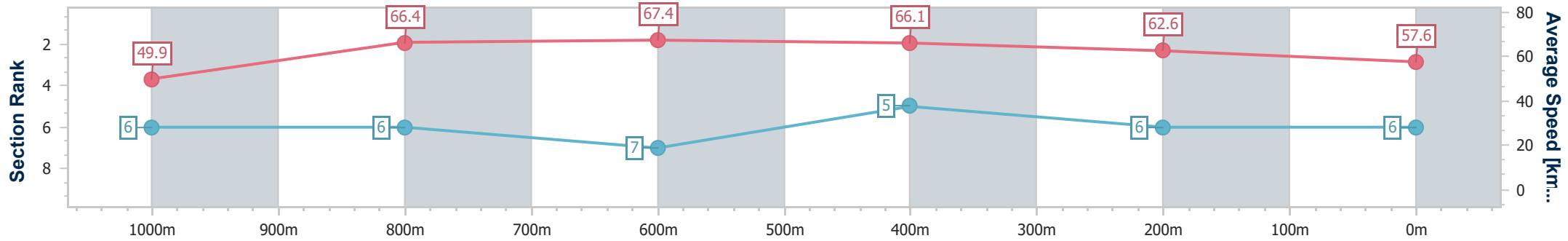
Horse/Jockey Name	Mythbusta
Final Rank	6
Fastest Section Time (Section)	0:10.78 (1000m)
Top Speed [km/h] (Section)	68.0 (800m)
Race State	Finished



**Townsville QLD Professional**  
**Race 5: GREAT NORTHERN BREWING CO QTIS Three-Year-Old Handicap - 1200m**  
**14 March 2025 - 16:04**  
**Track Rating: Soft 5, Weather: Fine, Rail Position: +6m 1000m-W/Post; +2m Remainder**



Section	Overall	1000m	800m	600m	400m	200m
Section Times	1:10.91 [6] (0:14.40)	0:56.51 [6] (0:10.78)	0:45.73 [6] (0:10.78)	0:34.95 [7] (0:10.88)	0:24.07 [5] (0:11.50)	0:12.57 [6] (0:12.57)
Average Speed [km/h]	49.9	66.4	67.4	66.1	62.6	57.6
Top Speed [km/h]	64.7	68.0	68.0	67.1	64.8	60.4
Avg. Dist. to Rail [m]	3.3	1.8	1.5	0.7	0.6	0.4
Avg. Stride Freq. [Hz]	2.2	2.3	2.4	2.4	2.3	2.2
Avg. Stride Length [m]	6.1	7.9	7.9	7.8	7.4	7.2



- [ ] Ranking at each section and finish
- .-.- No data available at this section
- NA No data available



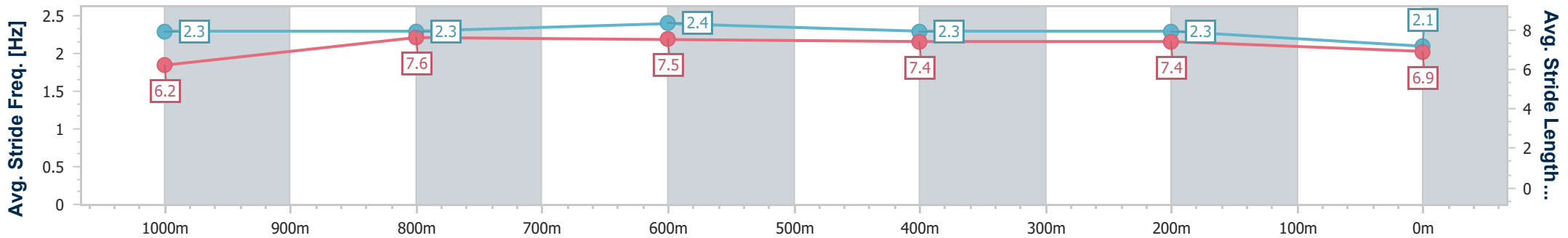
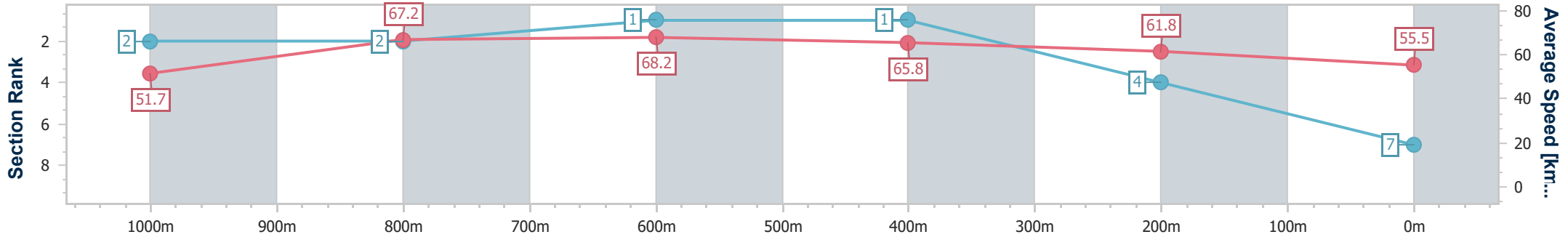
Horse/Jockey Name	Tsunami
Final Rank	7
Fastest Section Time (Section)	0:10.66 (800m)
Top Speed [km/h] (Section)	68.7 (800m)
Race State	Finished



**Townsville QLD Professional**  
**Race 5: GREAT NORTHERN BREWING CO QTIS Three-Year-Old Handicap - 1200m**  
**14 March 2025 - 16:04**  
**Track Rating: Soft 5, Weather: Fine, Rail Position: +6m 1000m-W/Post; +2m Remainder**



Section	Overall	1000m	800m	600m	400m	200m							
Section Times	1:11.11 [7] (0:13.93)	0:57.18 [2] (0:10.68)	0:46.50 [2] (0:10.66)	0:35.84 [1] (0:11.12)	0:24.72 [1] (0:11.71)	0:13.01 [4]							
Average Speed [km/h]	51.7	67.2	68.2	65.8	61.8	55.5							
Top Speed [km/h]	66.1	68.2	68.7	68.0	64.2	59.3							
Avg. Dist. to Rail [m]	5.5	1.7	2.6	3.3	4.6	4.7							
Avg. Stride Freq. [Hz]	2.3	2.3	2.4	2.3	2.3	2.1							
Avg. Stride Length [m]	6.2	7.6	7.5	7.4	7.4	6.9							



- [ ] Ranking at each section and finish
- .-.- No data available at this section
- NA No data available



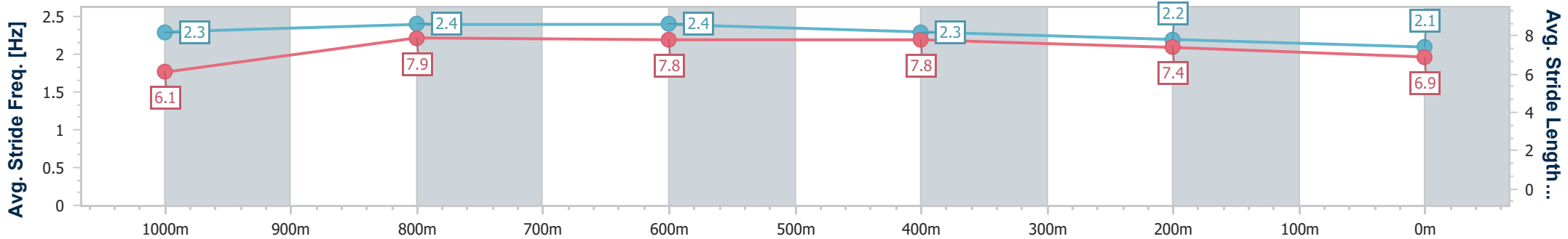
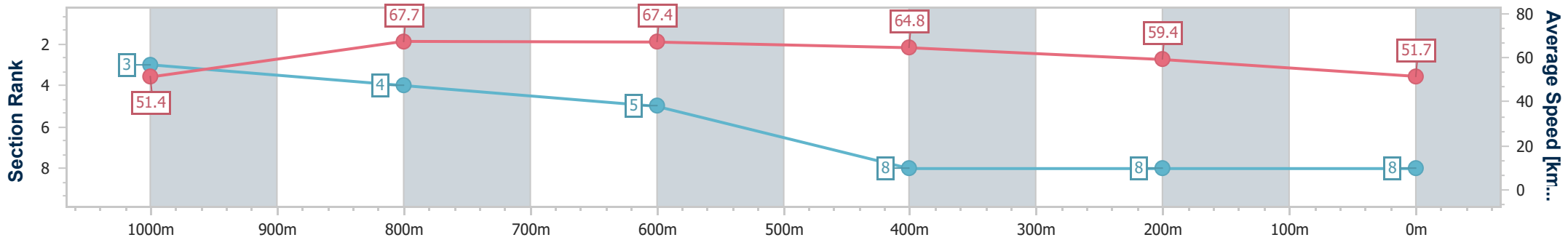
Horse/Jockey Name	Political Power
Final Rank	8
Fastest Section Time (Section)	0:10.71 (1000m)
Top Speed [km/h] (Section)	69.1 (1000m)
Race State	Finished



**Townsville QLD Professional**  
**Race 5: GREAT NORTHERN BREWING CO QTIS Three-Year-Old Handicap - 1200m**  
**14 March 2025 - 16:04**  
**Track Rating: Soft 5, Weather: Fine, Rail Position: +6m 1000m-W/Post; +2m Remainder**



Section	Overall	1000m	800m	600m	400m	200m								
Section Times	1:13.01 [8] (0:14.04)	0:58.97 [3] (0:10.71)	0:48.26 [4] (0:10.96)	0:37.30 [5] (0:11.23)	0:26.07 [8] (0:12.14)	0:13.93 [8] (0:13.93)								
Average Speed [km/h]	51.4	67.7	67.4	64.8	59.4	51.7								
Top Speed [km/h]	66.8	69.1	68.1	66.9	62.2	55.7								
Avg. Dist. to Rail [m]	6.4	2.1	5.1	2.2	1.2	1.1								
Avg. Stride Freq. [Hz]	2.3	2.4	2.4	2.3	2.2	2.1								
Avg. Stride Length [m]	6.1	7.9	7.8	7.8	7.4	6.9								



- [ ] Ranking at each section and finish
- .-.- No data available at this section
- NA No data available



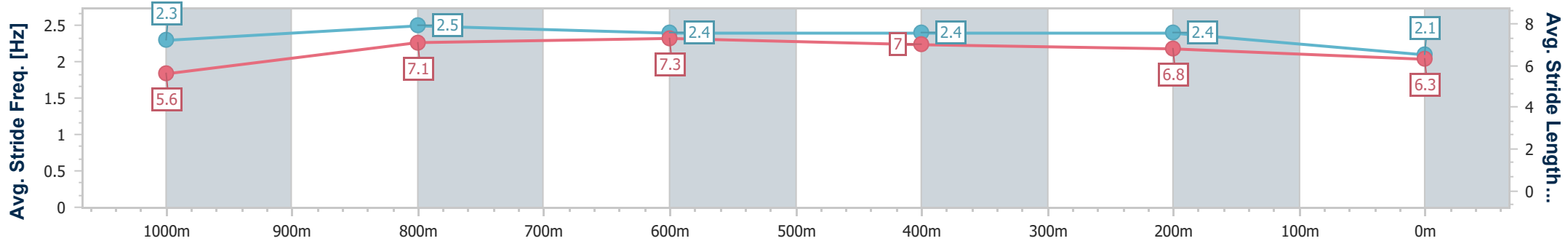
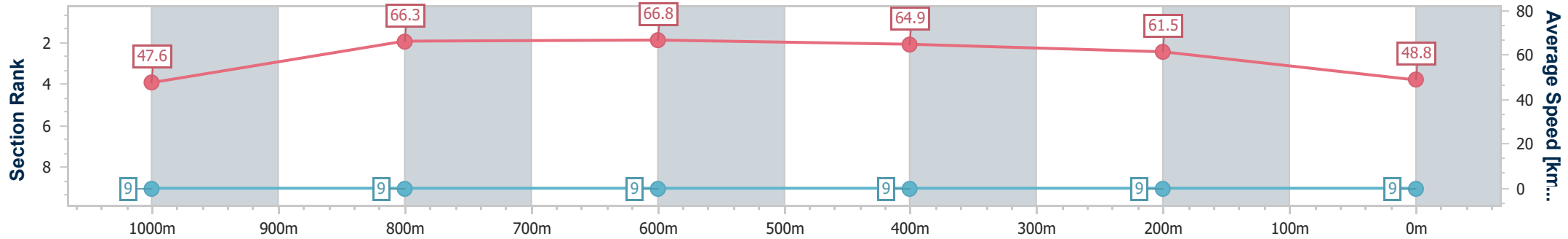
Horse/Jockey Name	Silver Glitter
Final Rank	9
Fastest Section Time (Section)	0:10.78 (1000m)
Top Speed [km/h] (Section)	67.7 (800m)
Race State	Finished



**Townsville QLD Professional**  
**Race 5: GREAT NORTHERN BREWING CO QTIS Three-Year-Old Handicap - 1200m**  
**14 March 2025 - 16:04**  
**Track Rating: Soft 5, Weather: Fine, Rail Position: +6m 1000m-W/Post; +2m Remainder**



Section	Overall	1000m	800m	600m	400m	200m								
Section Times	1:14.28 [9] (0:15.07)	0:59.21 [9] (0:10.78)	0:48.43 [9] (0:10.80)	0:37.63 [9] (0:11.15)	0:26.48 [9] (0:11.74)	0:14.74 [9] (0:14.74)								
Average Speed [km/h]	47.6	66.3	66.8	64.9	61.5	48.8								
Top Speed [km/h]	65.6	67.6	67.7	67.4	62.9	56.7								
Avg. Dist. to Rail [m]	2.4	1.6	0.6	1.4	1.1	0.5								
Avg. Stride Freq. [Hz]	2.3	2.5	2.4	2.4	2.4	2.1								
Avg. Stride Length [m]	5.6	7.1	7.3	7.0	6.8	6.3								



- [ ] Ranking at each section and finish
- .-.- No data available at this section
- NA No data available



# Townsville QLD Professional

## Race 6: LADBROKES PUNTER ASSIST BENCHMARK 60 Handicap - 1200m

14 March 2025 - 16:43



Track Rating: Soft 7, Weather: Fine, Rail Position: +6m 1000m-W/Post; +2m Remainder

Section		Overall	1000m	800m	600m	400m	200m	Last 600m					
Field Times		1:09.91 (0:13.55)	0:56.36 (0:10.43)	0:45.93 (0:10.73)	0:35.20 (0:11.34)	0:23.86 (0:11.72)	0:12.14 (0:12.14)	0:35.20					
Rank	TAB Horse/Jockey	Barrier	Top Speed [km/h]	Fastest Section								Margin	Distance Travelled [m]
1	10 SENSATIONABULL Jason Taylor	3	69.7 800m	0:10.68 800m	1:09.91 [1] (0:13.68)	0:56.23 [3] (0:10.76)	0:45.47 [3] (0:10.68)	0:34.79 [4] (0:11.22)	0:23.57 [4] (0:11.44)	0:12.13 [3] (0:12.13)	1:09.91	0:34.79	
2	2 SPIRIT OF GIVING Justin Stanley	9	69.3 1000m	0:10.54 1000m	1:10.04 [2] (0:14.17)	0:55.87 [7] (0:10.54)	0:45.33 [7] (0:10.54)	0:34.79 [6] (0:11.21)	0:23.58 [7] (0:11.41)	0:12.17 [4] (0:12.17)	0.75L	0:34.79	-3
3	3 FLYING ARTIST Ryan Wiggins	10	69.7 800m	0:10.53 800m	1:10.06 [3] (0:14.35)	0:55.71 [10] (0:10.87)	0:44.84 [10] (0:10.53)	0:34.31 [8] (0:10.89)	0:23.42 [8] (0:11.27)	0:12.15 [5] (0:12.15)	0.85L	0:34.31	-5
4	7 AIDENABET Tahlia Fenlon	2	69.6 1000m	0:10.48 1000m	1:10.21 [4] (0:13.98)	0:56.23 [5] (0:10.48)	0:45.75 [4] (0:10.64)	0:35.11 [3] (0:11.27)	0:23.84 [6] (0:11.63)	0:12.21 [7] (0:12.21)	1.77L	0:35.11	-5
5	6 WICKLOW LASS Wanderson D'Avila	5	70.2 1000m	0:10.63 1000m	1:10.31 [5] (0:14.03)	0:56.28 [6] (0:10.63)	0:45.65 [6] (0:10.70)	0:34.95 [7] (0:11.00)	0:23.95 [5] (0:11.72)	0:12.23 [8] (0:12.23)	2.34L	0:34.95	+3
6	5 BABY GUINNESS Nathan Thomas	8	69.3 800m	0:10.70 800m	1:10.35 [6] (0:14.27)	0:56.08 [8] (0:10.85)	0:45.23 [8] (0:10.70)	0:34.53 [9] (0:11.15)	0:23.38 [9] (0:11.20)	0:12.18 [9] (0:12.18)	2.56L	0:34.53	+1
7	1 DOLLSON Gabrielle Semmens	4	69.5 600m	0:10.62 800m	1:10.36 [7] (0:13.84)	0:56.52 [4] (0:10.70)	0:45.82 [5] (0:10.62)	0:35.20 [5] (0:10.89)	0:24.31 [1] (0:11.72)	0:12.59 [1] (0:12.59)	2.65L	0:35.20	-1
8	8 SNITZAROO Graham Kliese	1	69.5 1000m	0:10.43 1000m	1:10.41 [8] (0:13.55)	0:56.86 [1] (0:10.43)	0:46.43 [1] (0:10.76)	0:35.67 [2] (0:11.37)	0:24.30 [2] (0:11.67)	0:12.63 [2] (0:12.63)	2.96L	0:35.67	-3
9	4 PARA PARK CHANCE Aidan Holt	6	69.8 Overall	0:10.48 1000m	1:11.07 [9] (0:13.58)	0:57.49 [2] (0:10.48)	0:47.01 [2] (0:10.65)	0:36.36 [1] (0:11.40)	0:24.96 [3] (0:11.85)	0:13.11 [6] (0:13.11)	6.83L	0:36.36	-2
10	9 LAST LINE DANCE Chris Whiteley	7	68.1 600m	0:10.76 800m	1:11.26 [10] (0:14.28)	0:56.98 [9] (0:10.87)	0:46.11 [9] (0:10.76)	0:35.35 [10] (0:11.17)	0:24.18 [10] (0:11.82)	0:12.36 [10] (0:12.36)	7.96L	0:35.35	-2





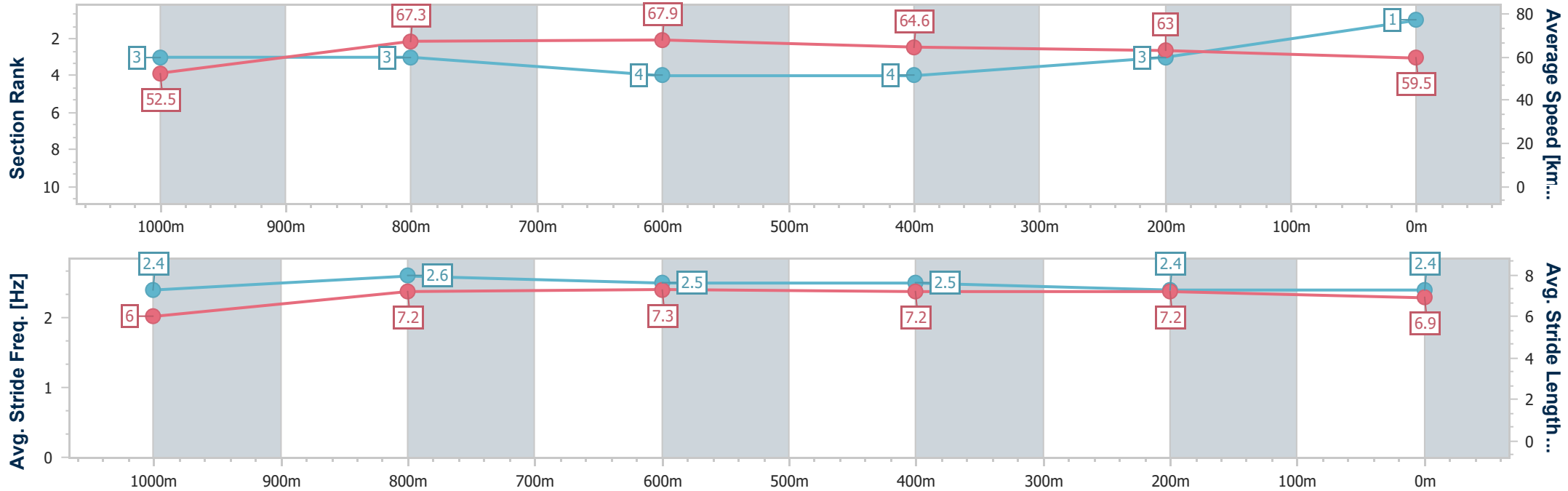
Horse/Jockey Name	Sensationabull
Final Rank	1
Fastest Section Time (Section)	0:10.68 (800m)
Top Speed [km/h] (Section)	69.7 (800m)
Race State	Finished



Townsville QLD Professional  
 Race 6: LADBROKES PUNTER ASSIST BENCHMARK 60  
 Handicap - 1200m  
 14 March 2025 - 16:43  
 Track Rating: Soft 7, Weather: Fine, Rail Position: +6m 1000m-  
 W/Post; +2m Remainder



Section	Overall	1000m	800m	600m	400m	200m
Section Times	1:09.91 [1] (0:13.68)	0:56.23 [3] (0:10.76)	0:45.47 [3] (0:10.68)	0:34.79 [4] (0:11.22)	0:23.57 [4] (0:11.44)	0:12.13 [3] (0:12.13)
Average Speed [km/h]	52.5	67.3	67.9	64.6	63.0	59.5
Top Speed [km/h]	66.1	69.4	69.7	66.7	65.3	62.6
Avg. Dist. to Rail [m]	3.0	2.1	1.7	1.2	2.0	3.8
Avg. Stride Freq. [Hz]	2.4	2.6	2.5	2.5	2.4	2.4
Avg. Stride Length [m]	6.0	7.2	7.3	7.2	7.2	6.9



- [ ] Ranking at each section and finish
- .-.- No data available at this section
- NA No data available



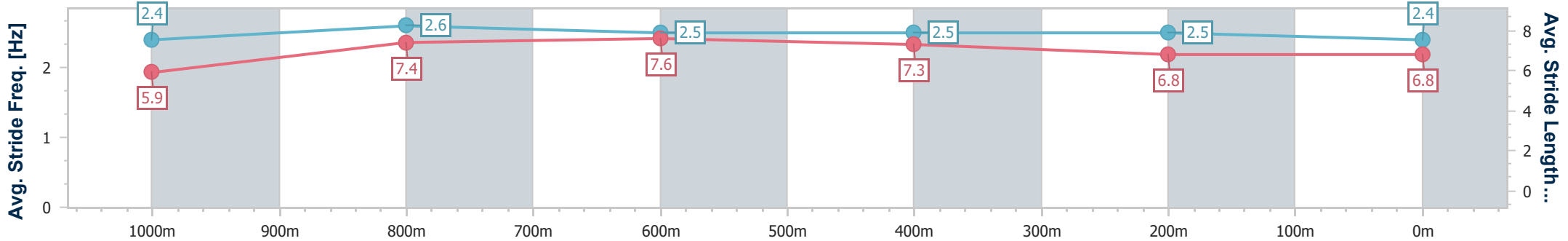
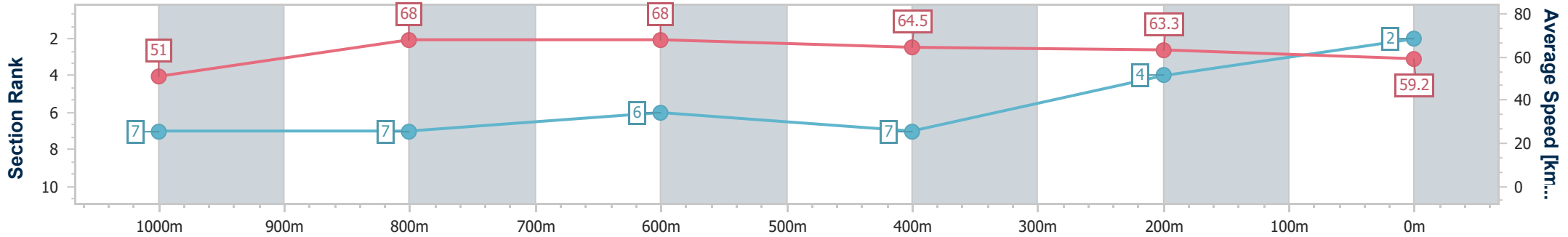
Horse/Jockey Name	Spirit Of Giving
Final Rank	2
Fastest Section Time (Section)	0:10.54 (1000m)
Top Speed [km/h] (Section)	69.3 (1000m)
Race State	Finished



Townsville QLD Professional  
 Race 6: LADBROKES PUNTER ASSIST BENCHMARK 60  
 Handicap - 1200m  
 14 March 2025 - 16:43  
 Track Rating: Soft 7, Weather: Fine, Rail Position: +6m 1000m-  
 W/Post; +2m Remainder



Section	Overall	1000m	800m	600m	400m	200m								
Section Times	1:10.04 [2] (0:14.17)	0:55.87 [7] (0:10.54)	0:45.33 [7] (0:10.54)	0:34.79 [6] (0:11.21)	0:23.58 [7] (0:11.41)	0:12.17 [4] (0:12.17)								
Average Speed [km/h]	51.0	68.0	68.0	64.5	63.3	59.2								
Top Speed [km/h]	68.5	69.3	69.0	67.1	64.6	61.8								
Avg. Dist. to Rail [m]	7.4	0.9	0.6	1.0	3.3	4.1								
Avg. Stride Freq. [Hz]	2.4	2.6	2.5	2.5	2.5	2.4								
Avg. Stride Length [m]	5.9	7.4	7.6	7.3	6.8	6.8								



- [ ] Ranking at each section and finish
- .-.- No data available at this section
- NA No data available



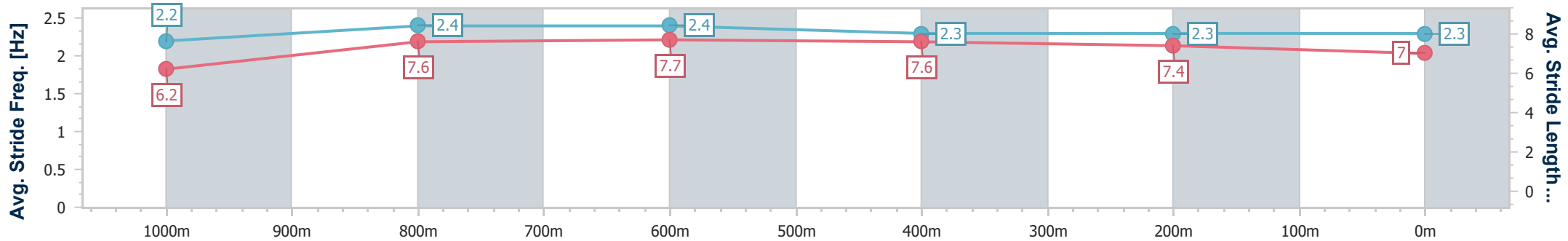
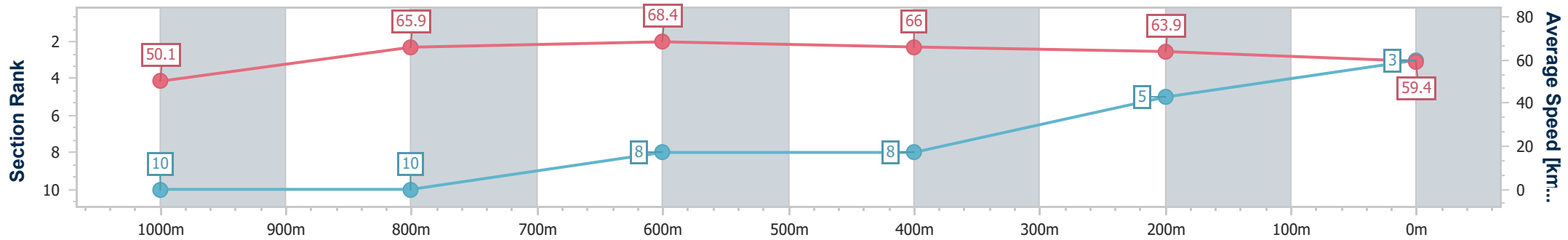
Horse/Jockey Name	Flying Artist
Final Rank	3
Fastest Section Time (Section)	0:10.53 (800m)
Top Speed [km/h] (Section)	69.7 (800m)
Race State	Finished



**Townsville QLD Professional**  
**Race 6: LADBROKES PUNTER ASSIST BENCHMARK 60**  
**Handicap - 1200m**  
**14 March 2025 - 16:43**  
**Track Rating: Soft 7, Weather: Fine, Rail Position: +6m 1000m-  
W/Post; +2m Remainder**



Section	Overall	1000m	800m	600m	400m	200m
Section Times	1:10.06 [3] (0:14.35)	0:55.71 [10] (0:10.87)	0:44.84 [10] (0:10.53)	0:34.31 [8] (0:10.89)	0:23.42 [8] (0:11.27)	0:12.15 [5] (0:12.15)
Average Speed [km/h]	50.1	65.9	68.4	66.0	63.9	59.4
Top Speed [km/h]	66.3	69.6	69.7	69.3	64.5	62.6
Avg. Dist. to Rail [m]	6.8	1.8	1.0	0.8	2.7	4.1
Avg. Stride Freq. [Hz]	2.2	2.4	2.4	2.3	2.3	2.3
Avg. Stride Length [m]	6.2	7.6	7.7	7.6	7.4	7.0



- [ ] Ranking at each section and finish
- .-.- No data available at this section
- NA No data available



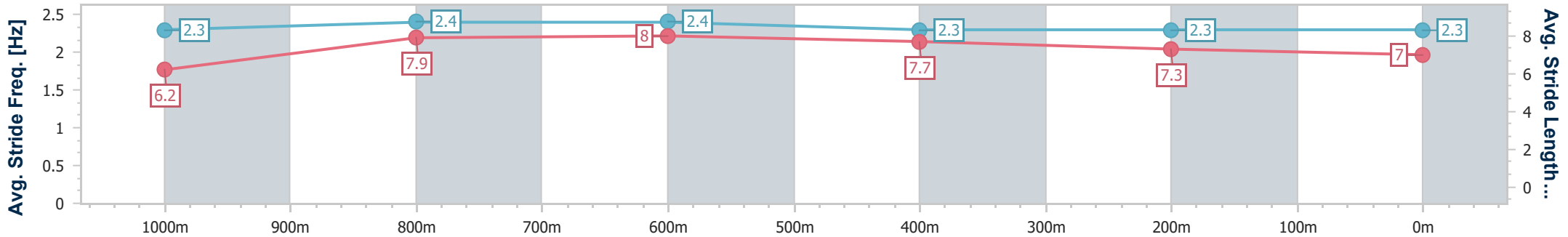
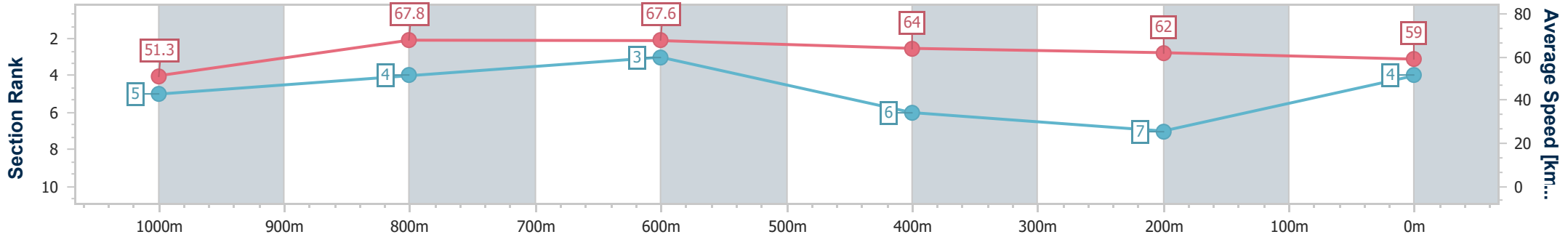
Horse/Jockey Name	Aidenabet
Final Rank	4
Fastest Section Time (Section)	0:10.48 (1000m)
Top Speed [km/h] (Section)	69.6 (1000m)
Race State	Finished



Townsville QLD Professional  
 Race 6: LADBROKES PUNTER ASSIST BENCHMARK 60  
 Handicap - 1200m  
 14 March 2025 - 16:43  
 Track Rating: Soft 7, Weather: Fine, Rail Position: +6m 1000m-  
 W/Post; +2m Remainder



Section	Overall	1000m	800m	600m	400m	200m
Section Times	1:10.21 [4] (0:13.98)	0:56.23 [5] (0:10.48)	0:45.75 [4] (0:10.64)	0:35.11 [3] (0:11.27)	0:23.84 [6] (0:11.63)	0:12.21 [7] (0:12.21)
Average Speed [km/h]	51.3	67.8	67.6	64.0	62.0	59.0
Top Speed [km/h]	66.2	69.6	68.8	67.0	62.8	61.3
Avg. Dist. to Rail [m]	2.7	2.3	0.3	0.5	0.9	0.9
Avg. Stride Freq. [Hz]	2.3	2.4	2.4	2.3	2.3	2.3
Avg. Stride Length [m]	6.2	7.9	8.0	7.7	7.3	7.0



- [ ] Ranking at each section and finish
- .-.- No data available at this section
- NA No data available



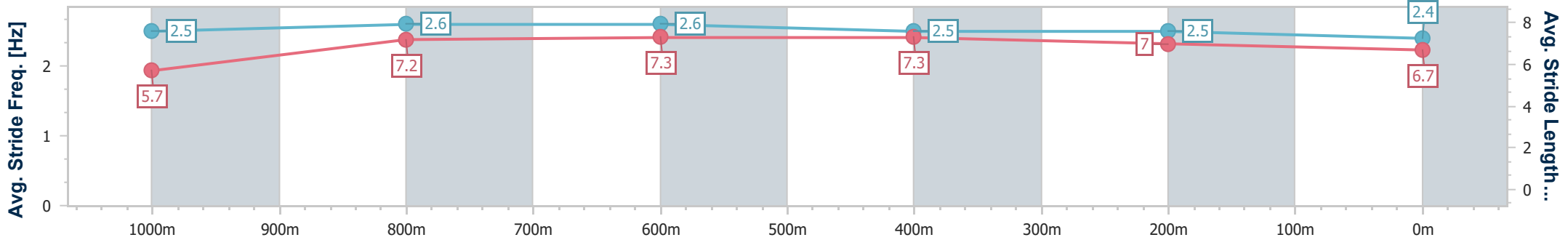
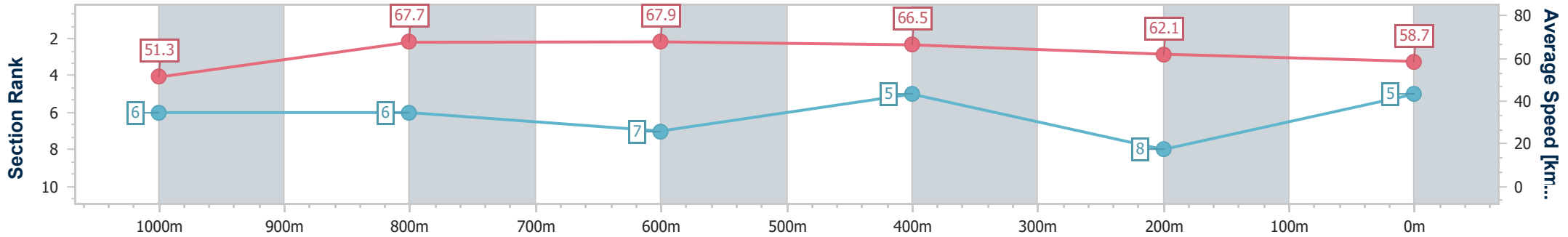
Horse/Jockey Name	Wicklow Lass
Final Rank	5
Fastest Section Time (Section)	0:10.63 (1000m)
Top Speed [km/h] (Section)	70.2 (1000m)
Race State	Finished



Townsville QLD Professional  
 Race 6: LADBROKES PUNTER ASSIST BENCHMARK 60  
 Handicap - 1200m  
 14 March 2025 - 16:43  
 Track Rating: Soft 7, Weather: Fine, Rail Position: +6m 1000m-  
 W/Post; +2m Remainder



Section	Overall	1000m	800m	600m	400m	200m								
Section Times	1:10.31 [5] (0:14.03)	0:56.28 [6] (0:10.63)	0:45.65 [6] (0:10.70)	0:34.95 [7] (0:11.00)	0:23.95 [5] (0:11.72)	0:12.23 [8] (0:12.23)								
Average Speed [km/h]	51.3	67.7	67.9	66.5	62.1	58.7								
Top Speed [km/h]	65.1	70.2	69.8	68.5	64.3	62.2								
Avg. Dist. to Rail [m]	3.9	1.4	2.5	3.3	6.5	7.5								
Avg. Stride Freq. [Hz]	2.5	2.6	2.6	2.5	2.5	2.4								
Avg. Stride Length [m]	5.7	7.2	7.3	7.3	7.0	6.7								



- [ ] Ranking at each section and finish
- .-.- No data available at this section
- NA No data available



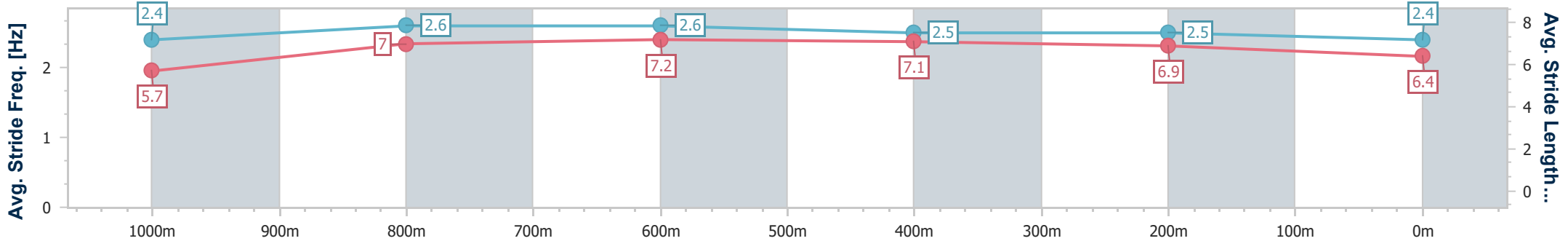
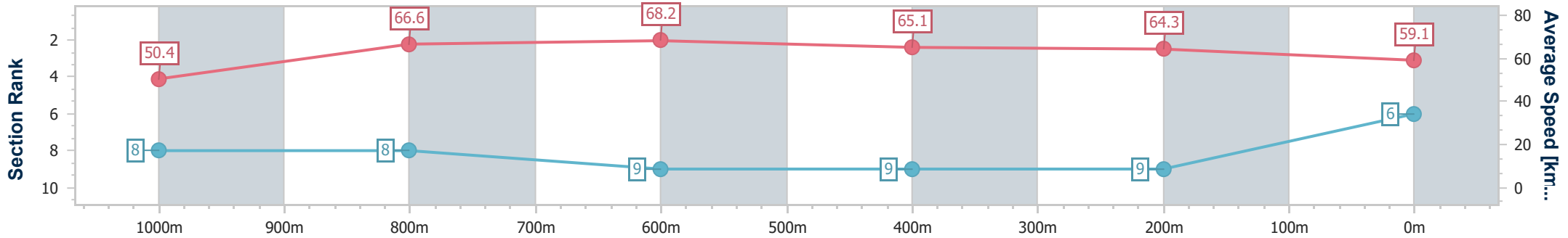
Horse/Jockey Name	Baby Guinness
Final Rank	6
Fastest Section Time (Section)	0:10.70 (800m)
Top Speed [km/h] (Section)	69.3 (800m)
Race State	Finished



Townsville QLD Professional  
 Race 6: LADBROKES PUNTER ASSIST BENCHMARK 60  
 Handicap - 1200m  
 14 March 2025 - 16:43  
 Track Rating: Soft 7, Weather: Fine, Rail Position: +6m 1000m-  
 W/Post; +2m Remainder



Section	Overall	1000m	800m	600m	400m	200m
Section Times	1:10.35 [6] (0:14.27)	0:56.08 [8] (0:10.85)	0:45.23 [8] (0:10.70)	0:34.53 [9] (0:11.15)	0:23.38 [9] (0:11.20)	0:12.18 [9] (0:12.18)
Average Speed [km/h]	50.4	66.6	68.2	65.1	64.3	59.1
Top Speed [km/h]	66.4	69.0	69.3	68.0	65.0	62.9
Avg. Dist. to Rail [m]	6.1	2.2	2.9	1.8	1.2	2.7
Avg. Stride Freq. [Hz]	2.4	2.6	2.6	2.5	2.5	2.4
Avg. Stride Length [m]	5.7	7.0	7.2	7.1	6.9	6.4



- [ ] Ranking at each section and finish
- .-.- No data available at this section
- NA No data available



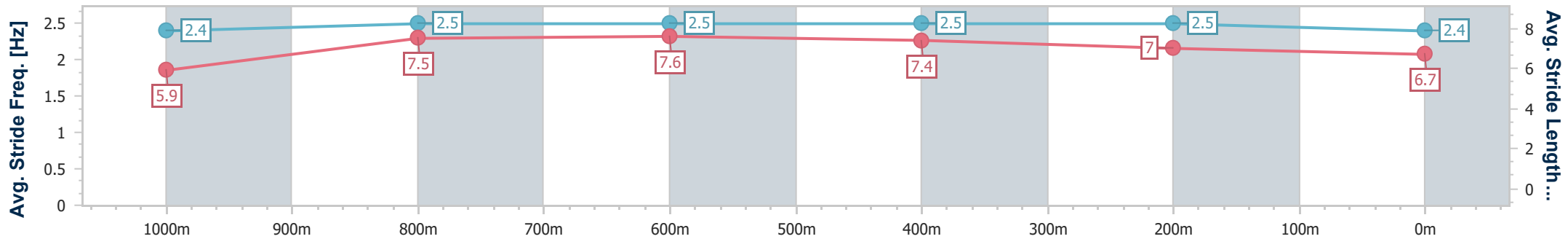
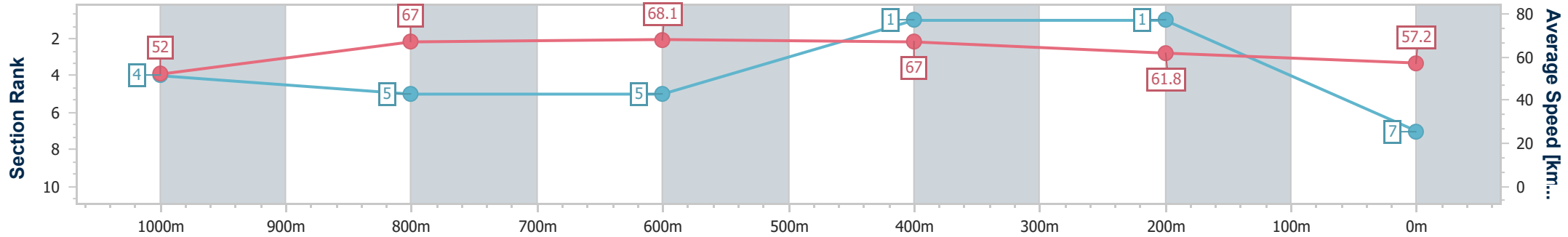
Horse/Jockey Name	Dollson
Final Rank	7
Fastest Section Time (Section)	0:10.62 (800m)
Top Speed [km/h] (Section)	69.5 (600m)
Race State	Finished



Townsville QLD Professional  
 Race 6: LADBROKES PUNTER ASSIST BENCHMARK 60  
 Handicap - 1200m  
 14 March 2025 - 16:43  
 Track Rating: Soft 7, Weather: Fine, Rail Position: +6m 1000m-  
 W/Post; +2m Remainder



Section	Overall	1000m	800m	600m	400m	200m
Section Times	1:10.36 [7] (0:13.84)	0:56.52 [4] (0:10.70)	0:45.82 [5] (0:10.62)	0:35.20 [5] (0:10.89)	0:24.31 [1] (0:11.72)	0:12.59 [1] (0:12.59)
Average Speed [km/h]	52.0	67.0	68.1	67.0	61.8	57.2
Top Speed [km/h]	65.6	67.8	69.4	69.5	63.2	60.3
Avg. Dist. to Rail [m]	3.7	1.2	1.0	2.8	2.7	2.8
Avg. Stride Freq. [Hz]	2.4	2.5	2.5	2.5	2.5	2.4
Avg. Stride Length [m]	5.9	7.5	7.6	7.4	7.0	6.7



- [ ] Ranking at each section and finish
- .-.- No data available at this section
- NA No data available



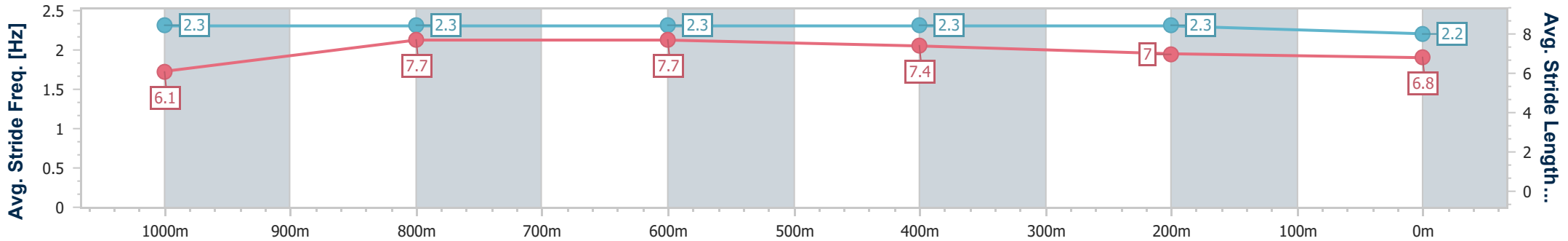
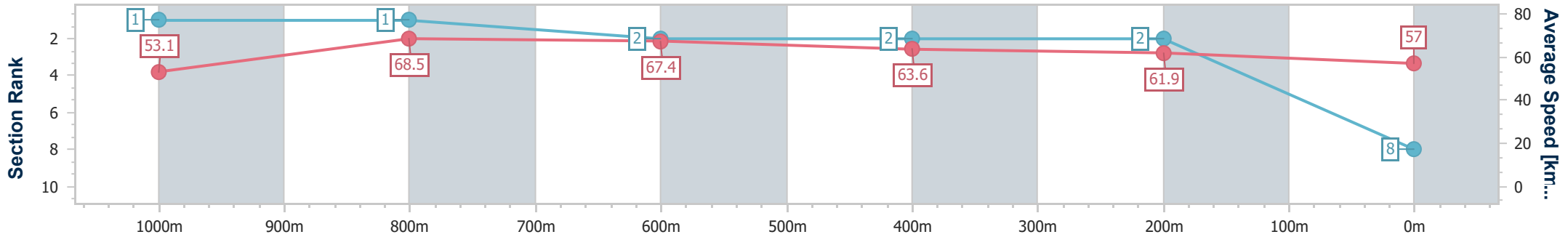
Horse/Jockey Name	Snitzaroo
Final Rank	8
Fastest Section Time (Section)	0:10.43 (1000m)
Top Speed [km/h] (Section)	69.5 (1000m)
Race State	Finished



Townsville QLD Professional  
 Race 6: LADBROKES PUNTER ASSIST BENCHMARK 60  
 Handicap - 1200m  
 14 March 2025 - 16:43  
 Track Rating: Soft 7, Weather: Fine, Rail Position: +6m 1000m-  
 W/Post; +2m Remainder



Section	Overall	1000m	800m	600m	400m	200m
Section Times	1:10.41 [8] (0:13.55)	0:56.86 [1] (0:10.43)	0:46.43 [1] (0:10.76)	0:35.67 [2] (0:11.37)	0:24.30 [2] (0:11.67)	0:12.63 [2] (0:12.63)
Average Speed [km/h]	53.1	68.5	67.4	63.6	61.9	57.0
Top Speed [km/h]	68.8	69.5	69.0	65.8	62.6	60.2
Avg. Dist. to Rail [m]	2.2	1.4	1.1	1.2	1.8	2.4
Avg. Stride Freq. [Hz]	2.3	2.3	2.3	2.3	2.3	2.2
Avg. Stride Length [m]	6.1	7.7	7.7	7.4	7.0	6.8



- [ ] Ranking at each section and finish
- .-.- No data available at this section
- NA No data available





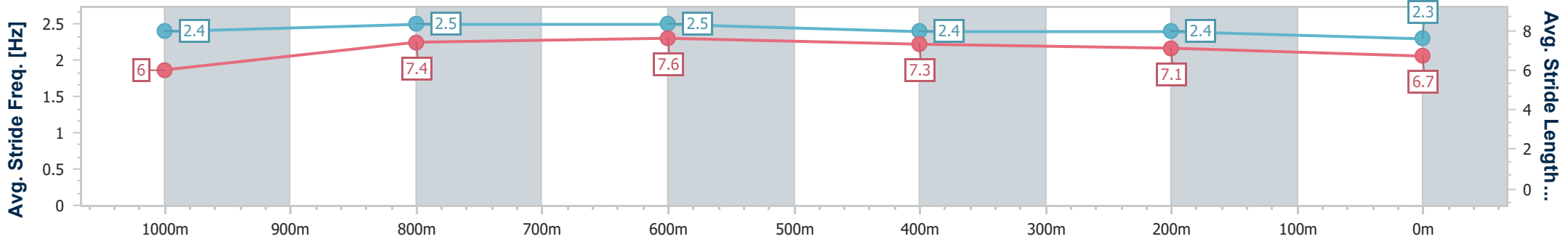
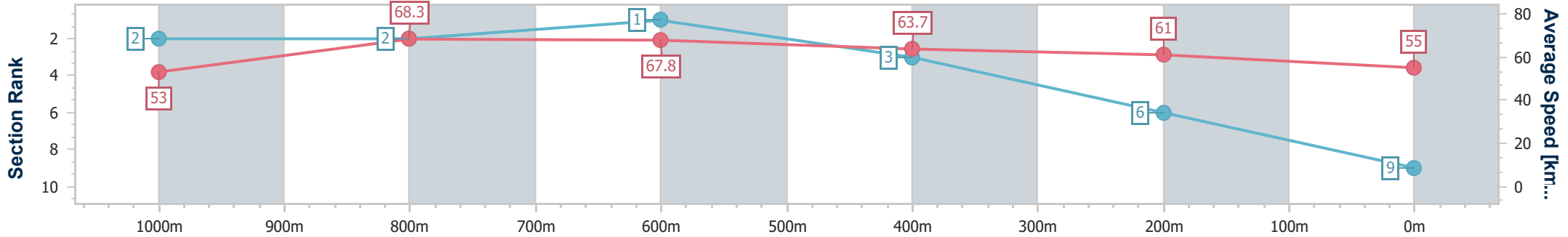
Horse/Jockey Name	Para Park Chance
Final Rank	9
Fastest Section Time (Section)	0:10.48 (1000m)
Top Speed [km/h] (Section)	69.8 (Overall)
Race State	Finished



Townsville QLD Professional  
 Race 6: LADBROKES PUNTER ASSIST BENCHMARK 60  
 Handicap - 1200m  
 14 March 2025 - 16:43  
 Track Rating: Soft 7, Weather: Fine, Rail Position: +6m 1000m-  
 W/Post; +2m Remainder



Section	Overall	1000m	800m	600m	400m	200m								
Section Times	1:11.07 [9] (0:13.58)	0:57.49 [2] (0:10.48)	0:47.01 [2] (0:10.65)	0:36.36 [1] (0:11.40)	0:24.96 [3] (0:11.85)	0:13.11 [6]								
Average Speed [km/h]	53.0	68.3	67.8	63.7	61.0	55.0								
Top Speed [km/h]	69.8	69.2	68.9	67.4	62.8	58.6								
Avg. Dist. to Rail [m]	4.5	1.5	1.0	1.8	2.6	2.6								
Avg. Stride Freq. [Hz]	2.4	2.5	2.5	2.4	2.4	2.3								
Avg. Stride Length [m]	6.0	7.4	7.6	7.3	7.1	6.7								



- [ ] Ranking at each section and finish
- .-.- No data available at this section
- NA No data available



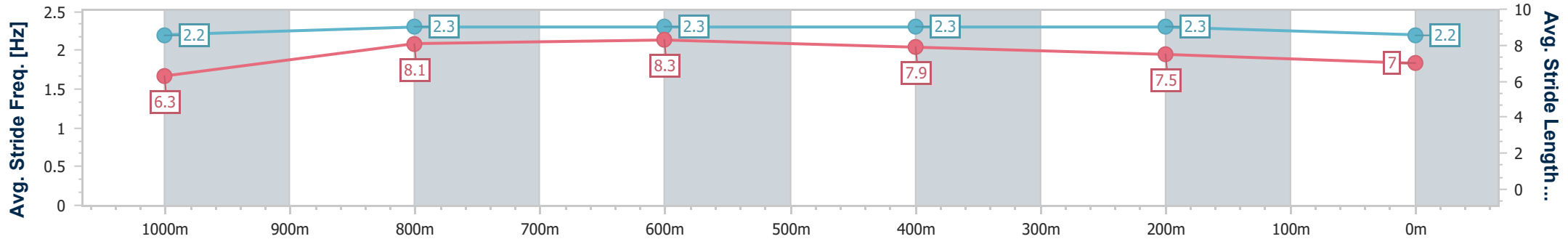
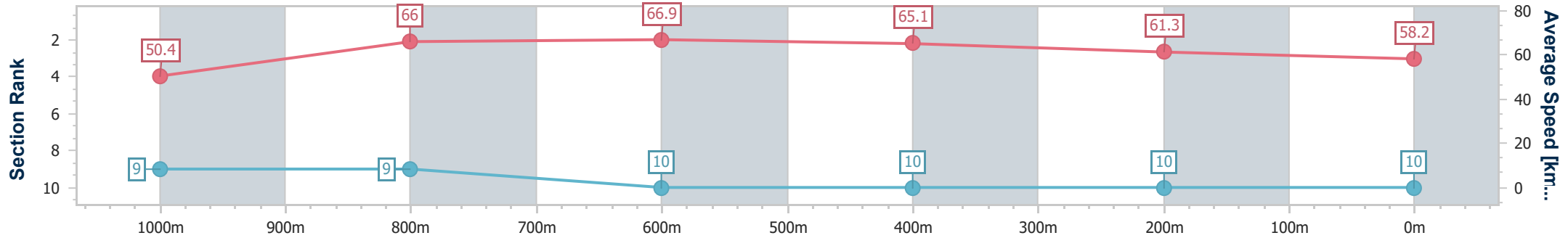
Horse/Jockey Name	Last Line Dance
Final Rank	10
Fastest Section Time (Section)	0:10.76 (800m)
Top Speed [km/h] (Section)	68.1 (600m)
Race State	Finished



**Townsville QLD Professional**  
**Race 6: LADBROKES PUNTER ASSIST BENCHMARK 60**  
**Handicap - 1200m**  
**14 March 2025 - 16:43**  
**Track Rating: Soft 7, Weather: Fine, Rail Position: +6m 1000m-  
W/Post; +2m Remainder**



Section	Overall	1000m	800m	600m	400m	200m							
Section Times	1:11.26 [10] (0:14.28)	0:56.98 [9] (0:10.87)	0:46.11 [9] (0:10.76)	0:35.35 [10] (0:11.17)	0:24.18 [10] (0:11.82)	0:12.36 [10] (0:12.36)							
Average Speed [km/h]	50.4	66.0	66.9	65.1	61.3	58.2							
Top Speed [km/h]	64.0	67.7	68.1	68.1	62.3	60.2							
Avg. Dist. to Rail [m]	4.8	1.1	0.4	1.9	4.1	3.6							
Avg. Stride Freq. [Hz]	2.2	2.3	2.3	2.3	2.3	2.2							
Avg. Stride Length [m]	6.3	8.1	8.3	7.9	7.5	7.0							



- [ ] Ranking at each section and finish
- .-.- No data available at this section
- NA No data available



# Townsville QLD Professional

## Race 7: LADBROKES BET TICKER Class 1 Handicap - 1300m

14 March 2025 - 17:20



Track Rating: Soft 7, Weather: Fine, Rail Position: +6m 1000m-W/Post; +2m Remainder

Section												Last 600m	
Field Times												0:33.98	
		Overall	1200m	1000m	800m	600m	400m						
		1:22.74 (0:13.79)	1:08.95 (0:11.72)	0:57.23 (0:11.72)	0:45.51 (0:11.53)	0:33.98 (0:11.29)	0:22.69 (0:11.09)						
Rank	TAB	Horse/Jockey	Barrier	Top Speed [km/h]	Fastest Section							Distance Travelled [m]	
1	1	CHARTWELL Justin Stanley	2	67.4 400m	0:10.79 400m	1:22.74 [1] (0:13.99)	1:08.75 [5] (0:11.94)	0:56.81 [4] (0:11.62)	0:45.19 [4] (0:11.53)	0:33.66 [4] (0:11.27)	0:22.39 [3] (0:10.79)	0:33.66	
2	4	FALLGUY Chris Whiteley	6	65.5 400m	0:11.13 400m	1:22.93 [2] (0:13.79)	1:09.14 [1] (0:11.72)	0:57.42 [1] (0:11.72)	0:45.70 [1] (0:11.53)	0:34.17 [1] (0:11.29)	0:22.88 [1] (0:11.13)	0:34.17	-4
3	10	MELANIN Tyler Leslight	1	68.0 400m	0:10.98 400m	1:23.12 [3] (0:14.37)	1:08.75 [7] (0:12.07)	0:56.68 [7] (0:11.46)	0:45.22 [7] (0:11.51)	0:33.71 [7] (0:11.23)	0:22.48 [6] (0:10.98)	0:33.71	-3
4	5	CONVERTOR Denicious Smith	10	66.8 400m	0:11.03 400m	1:23.16 [4] (0:13.98)	1:09.18 [4] (0:11.99)	0:57.19 [5] (0:11.65)	0:45.54 [5] (0:11.62)	0:33.92 [5] (0:11.33)	0:22.59 [5] (0:11.03)	0:33.92	+1
5	3	HE GOES BOOM Tahlia Fenlon	9	66.3 400m	0:11.20 400m	1:23.50 [5] (0:13.94)	1:09.56 [3] (0:11.67)	0:57.89 [2] (0:11.91)	0:45.98 [3] (0:11.56)	0:34.42 [3] (0:11.38)	0:23.04 [4] (0:11.20)	0:34.42	+8
6	9	SPINELESS Graham Kliese	7	80.6 200m	0:10.30 200m	1:23.54 [6] (0:14.46)	1:09.08 [10] (0:12.42)	0:56.66 [10] (0:11.90)	0:44.76 [12] (0:11.87)	0:32.89 [12] (0:11.55)	0:21.34 [12] (0:11.04)	0:32.89	+3
7	6	PELSAERT Amanda Thomson	5	67.4 400m	0:11.06 400m	1:23.61 [7] (0:13.87)	1:09.74 [2] (0:11.83)	0:57.91 [3] (0:11.70)	0:46.21 [2] (0:11.68)	0:34.53 [2] (0:11.23)	0:23.30 [2] (0:11.06)	0:34.53	-1
8	7	WEMYSS Nathan Thomas	12	66.5 400m	0:11.22 400m	1:23.88 [8] (0:14.19)	1:09.69 [6] (0:12.15)	0:57.54 [6] (0:11.48)	0:46.06 [6] (0:11.45)	0:34.61 [6] (0:11.41)	0:23.20 [7] (0:11.22)	0:34.61	+6
9	8	OUR FOLLY Isabella Teh	8	66.4 600m	0:11.18 400m	1:23.92 [9] (0:14.43)	1:09.49 [8] (0:12.16)	0:57.33 [8] (0:11.65)	0:45.68 [8] (0:11.34)	0:34.34 [8] (0:11.23)	0:23.11 [8] (0:11.18)	0:34.34	+11
10	11	LOOK AT ROSA Wanderson D'Avila	11	68.4 400m	0:11.05 400m	1:23.93 [10] (0:14.63)	1:09.30 [12] (0:12.37)	0:56.93 [12] (0:11.67)	0:45.26 [11] (0:11.32)	0:33.94 [11] (0:11.25)	0:22.69 [11] (0:11.05)	0:33.94	+3

Scratched: Set The Sails (#2)

[ ] Ranking at each section and finish  
 -:-:- No data available at this section  
 NA No data available

SCN Saddle cloth number  
 DNF Did not finish  
 DNT Did not track



# Townsville QLD Professional

## Race 7: LADBROKES BET TICKER Class 1 Handicap - 1300m

14 March 2025 - 17:20



Track Rating: Soft 7, Weather: Fine, Rail Position: +6m 1000m-W/Post; +2m Remainder

Section	Overall	1200m	1000m	800m	600m	400m	Last 600m
Field Times	1:22.74 (0:13.79)	1:08.95 (0:11.72)	0:57.23 (0:11.72)	0:45.51 (0:11.53)	0:33.98 (0:11.29)	0:22.69 (0:11.09)	0:33.98

Rank	TAB	Horse/Jockey	Barrier	Top Speed [km/h]	Fastest Section	Overall	1200m	1000m	800m	600m	400m	Last 600m	Distance Travelled [m]
11	13	QUEENBEEL Jason Taylor	4	65.8 400m	0:11.22 400m	1:24.13 [11] (0:14.47)	1:09.66 [11] (0:12.21)	0:57.45 [9] (0:11.60)	0:45.85 [9] (0:11.33)	0:34.52 [9] (0:11.36)	0:23.16 [9] (0:11.22)	0:34.52	+3
12	12	MISSISSIPPI ALIBI Gabrielle Semmens	3	64.8 400m	0:11.31 600m	1:25.24 [12] (0:14.43)	1:10.81 [8] (0:12.48)	0:58.33 [11] (0:11.61)	0:46.72 [10] (0:11.32)	0:35.40 [10] (0:11.31)	0:24.09 [10] (0:11.37)	0:35.40	-3

Scratched: Set The Sails (#2)



# Townsville QLD Professional

## Race 7: LADBROKES BET TICKER Class 1 Handicap - 1300m



14 March 2025 - 17:20

Track Rating: Soft 7, Weather: Fine, Rail Position: +6m 1000m-W/Post; +2m Remainder

Section				200m				Last 600m	
Field Times				0:11.60				0:33.98	
				(0:11.60)					
Rank	TAB	Horse/Jockey	Barrier	Top Speed [km/h]	Fastest Section	Margin			Distance Travelled [m]
1	1	CHARTWELL	2	67.4	0:10.79	0:11.60 [1]	1:22.74		0:33.66
		Justin Stanley		400m	400m	(0:11.60)			
2	4	FALLGUY	6	65.5	0:11.13	0:11.75 [2]	1.1L		0:34.17
		Chris Whiteley		400m	400m	(0:11.75)			-4
3	10	MELANIN	1	68.0	0:10.98	0:11.50 [5]	2.2L		0:33.71
		Tyler Leslight		400m	400m	(0:11.50)			-3
4	5	CONVERTOR	10	66.8	0:11.03	0:11.56 [4]	2.45L		0:33.92
		Denicious Smith		400m	400m	(0:11.56)			+1
5	3	HE GOES BOOM	9	66.3	0:11.20	0:11.84 [6]	4.43L		0:34.42
		Tahlia Fenlon		400m	400m	(0:11.84)			+8
6	9	SPINELESS	7	80.6	0:10.30	0:10.30 [12]	4.68L		0:32.89
		Graham Kliese		200m	200m	(0:10.30)			+3
7	6	PELSAERT	5	67.4	0:11.06	0:12.24 [3]	5.11L		0:34.53
		Amanda Thomson		400m	400m	(0:12.24)			-1
8	7	WEMYSS	12	66.5	0:11.22	0:11.98 [7]	6.67L		0:34.61
		Nathan Thomas		400m	400m	(0:11.98)			+6
9	8	OUR FOLLY	8	66.4	0:11.18	0:11.93 [8]	6.92L		0:34.34
		Isabella Teh		600m	400m	(0:11.93)			+11
10	11	LOOK AT ROSA	11	68.4	0:11.05	0:11.64 [10]	6.99L		0:33.94
		Wanderson D'Avila		400m	400m	(0:11.64)			+3

Scratched: Set The Sails (#2)

Report Created: Fri 14 March 2025 17:49 GMT+10 (Note: Timing is based on position data)

Page 3/16

[ ] Ranking at each section and finish  
 :-:-- No data available at this section  
 NA No data available

SCN Saddle cloth number  
 DNF Did not finish  
 DNT Did not track

data processed by TRIPLESDATA



# Townsville QLD Professional

## Race 7: LADBROKES BET TICKER Class 1 Handicap - 1300m

14 March 2025 - 17:20



Track Rating: Soft 7, Weather: Fine, Rail Position: +6m 1000m-W/Post; +2m Remainder

Section				200m				Last 600m	
Field Times				0:11.60 (0:11.60)				0:33.98	
Rank	TAB	Horse/Jockey	Barrier	Top Speed [km/h]	Fastest Section	Margin			Distance Travelled [m]
11	13	QUEENBEEL Jason Taylor	4	65.8 400m	0:11.22 400m	0:11.94 [9] (0:11.94)	8.14L		0:34.52 +3
12	12	MISSISSIPPI ALIBI Gabrielle Semmens	3	64.8 400m	0:11.31 600m	0:12.72 [11] (0:12.72)	14.71L		0:35.40 -3

Scratched: Set The Sails (#2)

[ ] Ranking at each section and finish  
 -:-:-:- No data available at this section  
 NA No data available

SCN Saddle cloth number  
 DNF Did not finish  
 DNT Did not track



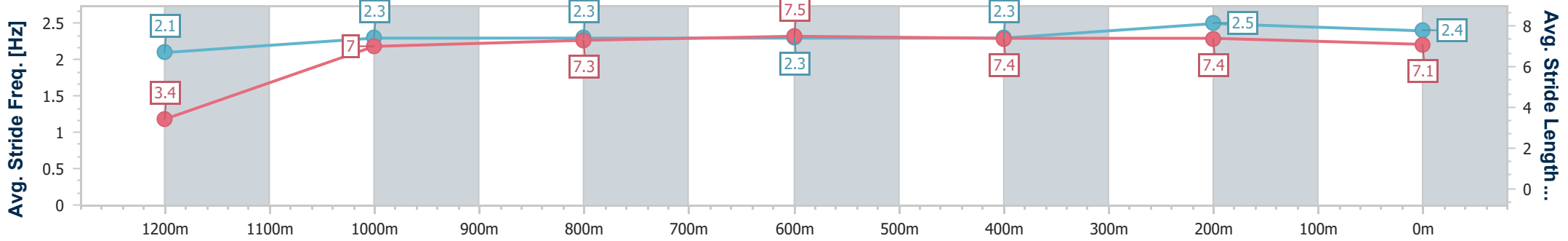
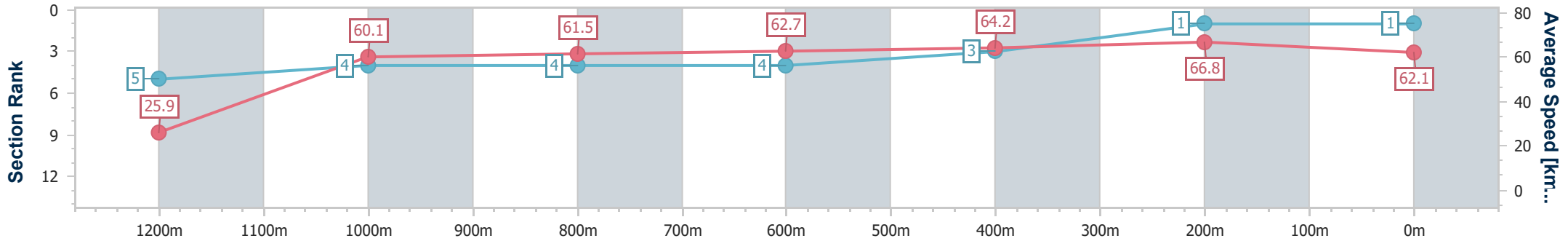
Horse/Jockey Name	Chartwell
Final Rank	1
Fastest Section Time (Section)	0:10.79 (400m)
Top Speed [km/h] (Section)	67.4 (400m)
Race State	Finished



Townsville QLD Professional  
 Race 7: LADBROKES BET TICKER Class 1 Handicap - 1300m  
 14 March 2025 - 17:20  
 Track Rating: Soft 7, Weather: Fine, Rail Position: +6m 1000m-  
 W/Post; +2m Remainder



Section	Overall	1200m	1000m	800m	600m	400m	200m
Section Times	1:22.74 [1] (0:13.99)	1:08.75 [5] (0:11.94)	0:56.81 [4] (0:11.62)	0:45.19 [4] (0:11.53)	0:33.66 [4] (0:11.27)	0:22.39 [3] (0:10.79)	0:11.60 [1] (0:11.60)
Average Speed [km/h]	25.9	60.1	61.5	62.7	64.2	66.8	62.1
Top Speed [km/h]	58.6	60.9	62.9	63.3	66.6	67.4	65.5
Avg. Dist. to Rail [m]	12.4	1.6	1.4	0.8	1.0	2.5	4.3
Avg. Stride Freq. [Hz]	2.1	2.3	2.3	2.3	2.3	2.5	2.4
Avg. Stride Length [m]	3.4	7.0	7.3	7.5	7.4	7.4	7.1



- [ ] Ranking at each section and finish
- .-.- No data available at this section
- NA No data available



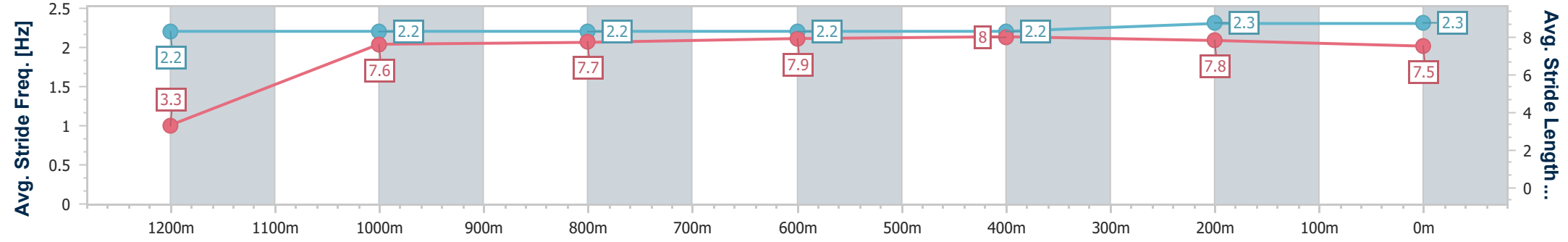
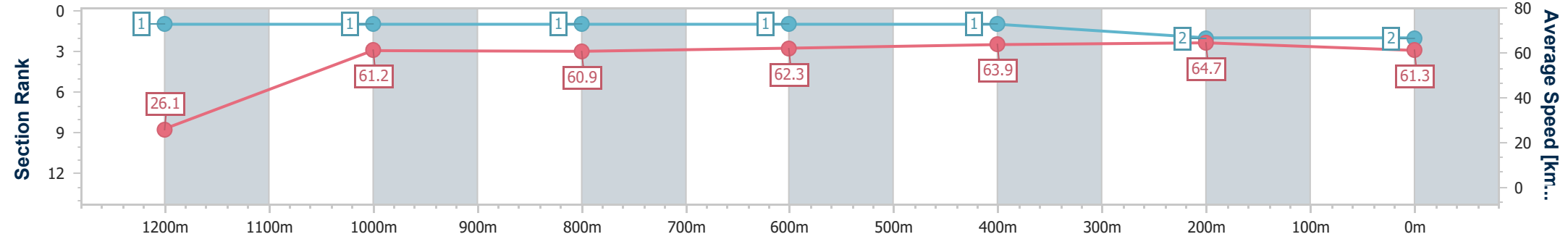
Horse/Jockey Name	Fallguy
Final Rank	2
Fastest Section Time (Section)	0:11.13 (400m)
Top Speed [km/h] (Section)	65.5 (400m)
Race State	Finished



Townsville QLD Professional  
 Race 7: LADBROKES BET TICKER Class 1 Handicap - 1300m  
 14 March 2025 - 17:20  
 Track Rating: Soft 7, Weather: Fine, Rail Position: +6m 1000m-  
 W/Post; +2m Remainder



Section	Overall	1200m	1000m	800m	600m	400m	200m
Section Times	1:22.93 [2] (0:13.79)	1:09.14 [1] (0:11.72)	0:57.42 [1] (0:11.72)	0:45.70 [1] (0:11.53)	0:34.17 [1] (0:11.29)	0:22.88 [1] (0:11.13)	0:11.75 [2] (0:11.75)
Average Speed [km/h]	26.1	61.2	60.9	62.3	63.9	64.7	61.3
Top Speed [km/h]	61.7	62.7	62.2	62.9	65.2	65.5	64.2
Avg. Dist. to Rail [m]	14.2	2.0	1.9	0.3	0.2	1.2	2.0
Avg. Stride Freq. [Hz]	2.2	2.2	2.2	2.2	2.2	2.3	2.3
Avg. Stride Length [m]	3.3	7.6	7.7	7.9	8.0	7.8	7.5



- [ ] Ranking at each section and finish
- .-.- No data available at this section
- NA No data available





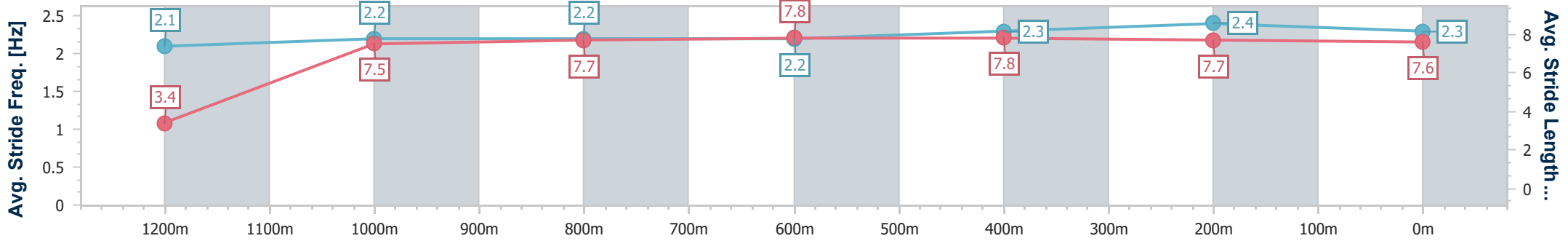
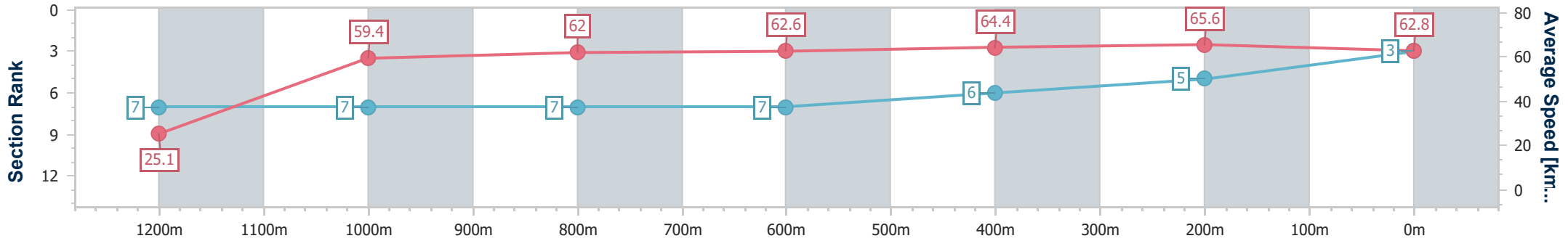
Horse/Jockey Name	Melanin
Final Rank	3
Fastest Section Time (Section)	0:10.98 (400m)
Top Speed [km/h] (Section)	68.0 (400m)
Race State	Finished



**Townsville QLD Professional**  
**Race 7: LADBROKES BET TICKER Class 1 Handicap - 1300m**  
**14 March 2025 - 17:20**  
**Track Rating: Soft 7, Weather: Fine, Rail Position: +6m 1000m-  
W/Post; +2m Remainder**



Section	Overall	1200m	1000m	800m	600m	400m	200m
Section Times	1:23.12 [3] (0:14.37)	1:08.75 [7] (0:12.07)	0:56.68 [7] (0:11.46)	0:45.22 [7] (0:11.51)	0:33.71 [7] (0:11.23)	0:22.48 [6] (0:10.98)	0:11.50 [5] (0:11.50)
Average Speed [km/h]	25.1	59.4	62.0	62.6	64.4	65.6	62.8
Top Speed [km/h]	56.6	60.3	64.6	64.6	65.8	68.0	65.3
Avg. Dist. to Rail [m]	11.8	2.1	2.6	0.6	0.8	1.1	2.4
Avg. Stride Freq. [Hz]	2.1	2.2	2.2	2.2	2.3	2.4	2.3
Avg. Stride Length [m]	3.4	7.5	7.7	7.8	7.8	7.7	7.6



- [ ] Ranking at each section and finish
- .-.- No data available at this section
- NA No data available



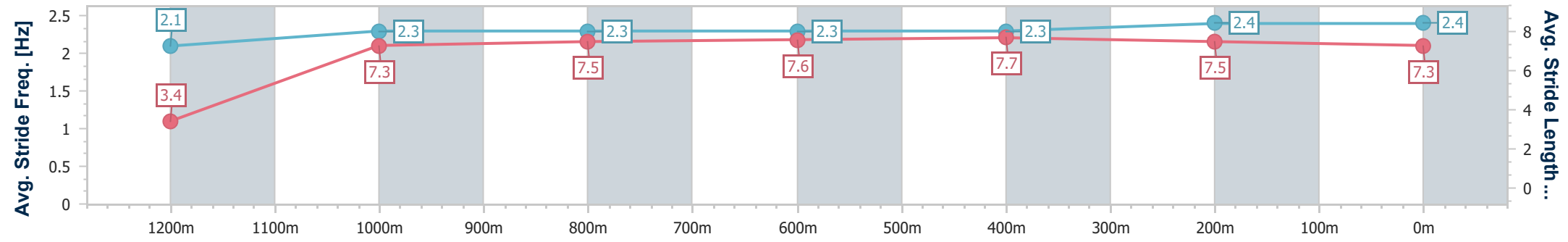
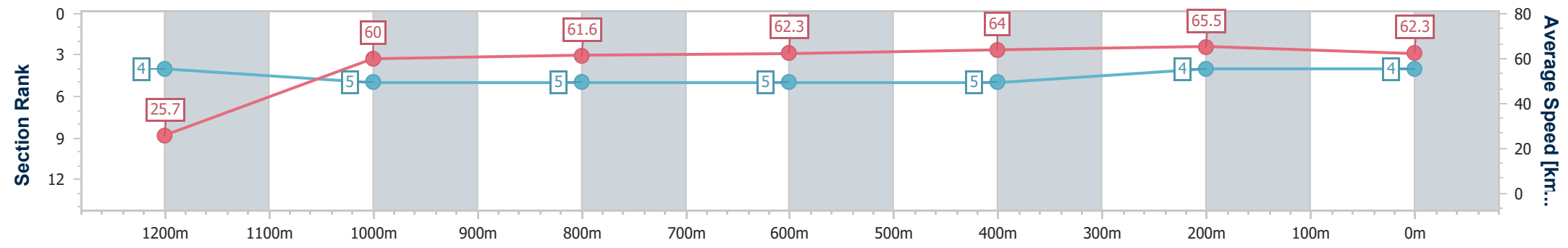
Horse/Jockey Name	Convertor
Final Rank	4
Fastest Section Time (Section)	0:11.03 (400m)
Top Speed [km/h] (Section)	66.8 (400m)
Race State	Finished



Townsville QLD Professional  
 Race 7: LADBROKES BET TICKER Class 1 Handicap - 1300m  
 14 March 2025 - 17:20  
 Track Rating: Soft 7, Weather: Fine, Rail Position: +6m 1000m-  
 W/Post; +2m Remainder



Section	Overall	1200m	1000m	800m	600m	400m	200m
Section Times	1:23.16 [4] (0:13.98)	1:09.18 [4] (0:11.99)	0:57.19 [5] (0:11.65)	0:45.54 [5] (0:11.62)	0:33.92 [5] (0:11.33)	0:22.59 [5] (0:11.03)	0:11.56 [4] (0:11.56)
Average Speed [km/h]	25.7	60.0	61.6	62.3	64.0	65.5	62.3
Top Speed [km/h]	58.5	61.5	63.7	63.5	65.1	66.8	64.4
Avg. Dist. to Rail [m]	16.4	1.4	1.1	1.3	1.4	3.9	6.5
Avg. Stride Freq. [Hz]	2.1	2.3	2.3	2.3	2.3	2.4	2.4
Avg. Stride Length [m]	3.4	7.3	7.5	7.6	7.7	7.5	7.3



- [ ] Ranking at each section and finish
- .-.- No data available at this section
- NA No data available



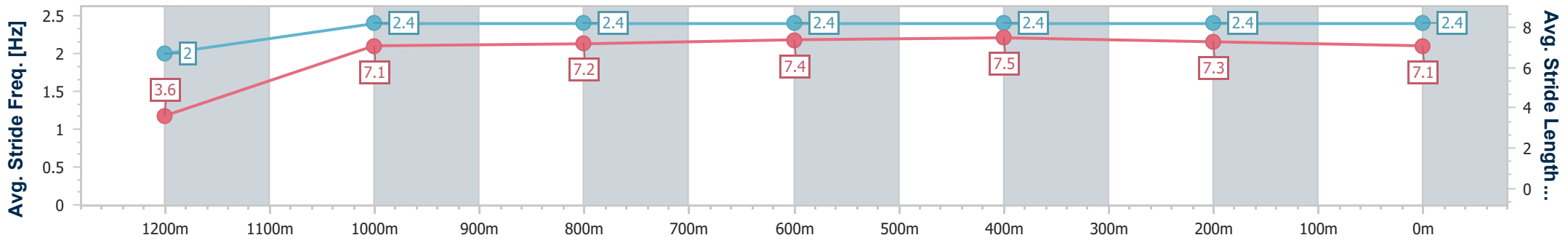
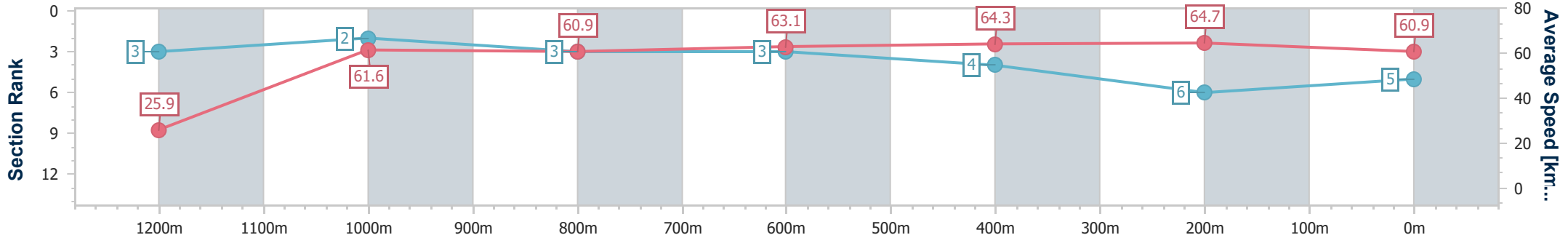
Horse/Jockey Name	He Goes Boom
Final Rank	5
Fastest Section Time (Section)	0:11.20 (400m)
Top Speed [km/h] (Section)	66.3 (400m)
Race State	Finished



Townsville QLD Professional  
 Race 7: LADBROKES BET TICKER Class 1 Handicap - 1300m  
 14 March 2025 - 17:20  
 Track Rating: Soft 7, Weather: Fine, Rail Position: +6m 1000m-  
 W/Post; +2m Remainder



Section	Overall	1200m	1000m	800m	600m	400m	200m
Section Times	1:23.50 [5] (0:13.94)	1:09.56 [3] (0:11.67)	0:57.89 [2] (0:11.91)	0:45.98 [3] (0:11.56)	0:34.42 [3] (0:11.38)	0:23.04 [4] (0:11.20)	0:11.84 [6] (0:11.84)
Average Speed [km/h]	25.9	61.6	60.9	63.1	64.3	64.7	60.9
Top Speed [km/h]	59.2	63.5	63.1	63.9	65.8	66.3	63.5
Avg. Dist. to Rail [m]	16.2	1.4	1.8	3.2	3.1	5.4	8.7
Avg. Stride Freq. [Hz]	2.0	2.4	2.4	2.4	2.4	2.4	2.4
Avg. Stride Length [m]	3.6	7.1	7.2	7.4	7.5	7.3	7.1



- [ ] Ranking at each section and finish
- .-.- No data available at this section
- NA No data available



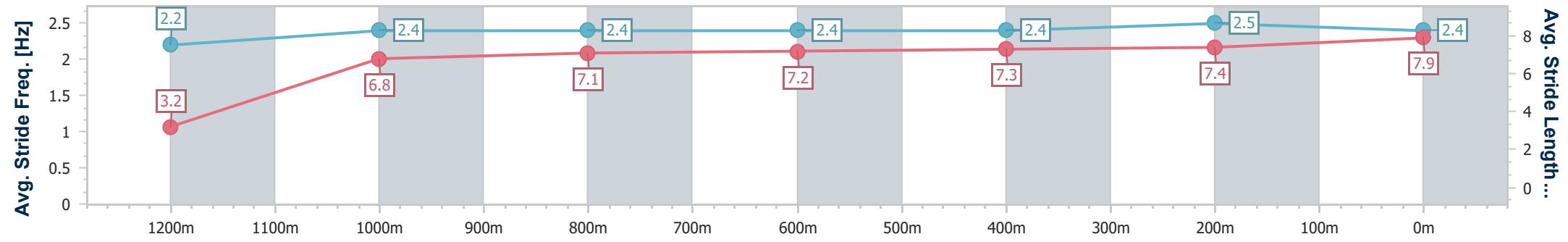
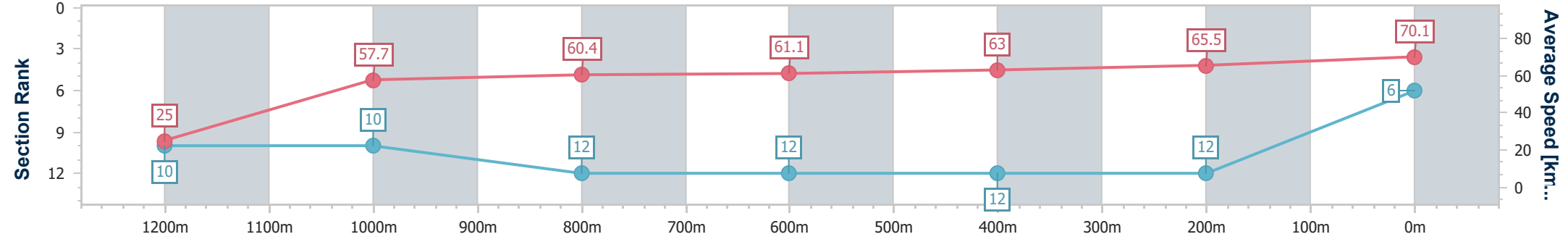
Horse/Jockey Name	Spineless
Final Rank	6
Fastest Section Time (Section)	0:10.30 (200m)
Top Speed [km/h] (Section)	80.6 (200m)
Race State	Finished



Townsville QLD Professional  
 Race 7: LADBROKES BET TICKER Class 1 Handicap - 1300m  
 14 March 2025 - 17:20  
 Track Rating: Soft 7, Weather: Fine, Rail Position: +6m 1000m-  
 W/Post; +2m Remainder



Section	Overall	1200m	1000m	800m	600m	400m	200m
Section Times	1:23.54 [6] (0:14.46)	1:09.08 [10] (0:12.42)	0:56.66 [10] (0:11.90)	0:44.76 [12] (0:11.87)	0:32.89 [12] (0:11.55)	0:21.34 [12] (0:11.04)	0:10.30 [12] (0:10.30)
Average Speed [km/h]	25.0	57.7	60.4	61.1	63.0	65.5	70.1
Top Speed [km/h]	58.4	60.3	64.6	64.2	67.2	66.0	80.6
Avg. Dist. to Rail [m]	15.2	1.3	1.4	1.9	2.1	4.0	6.6
Avg. Stride Freq. [Hz]	2.2	2.4	2.4	2.4	2.4	2.5	2.4
Avg. Stride Length [m]	3.2	6.8	7.1	7.2	7.3	7.4	7.9



- [ ] Ranking at each section and finish
- .-.-.- No data available at this section
- NA No data available



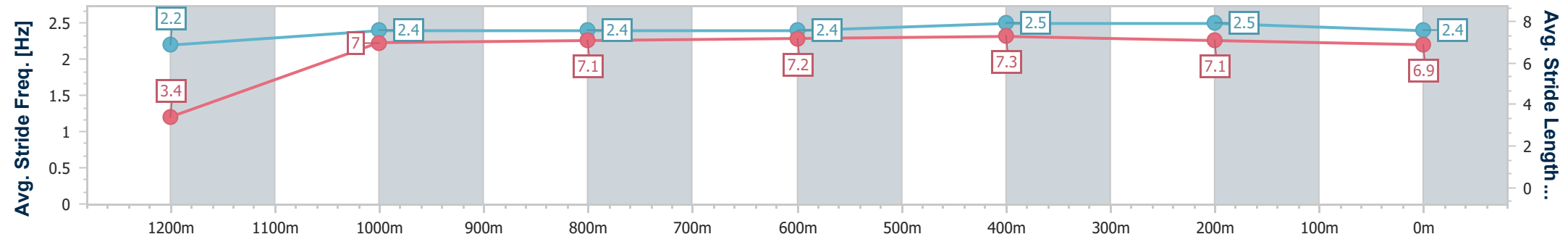
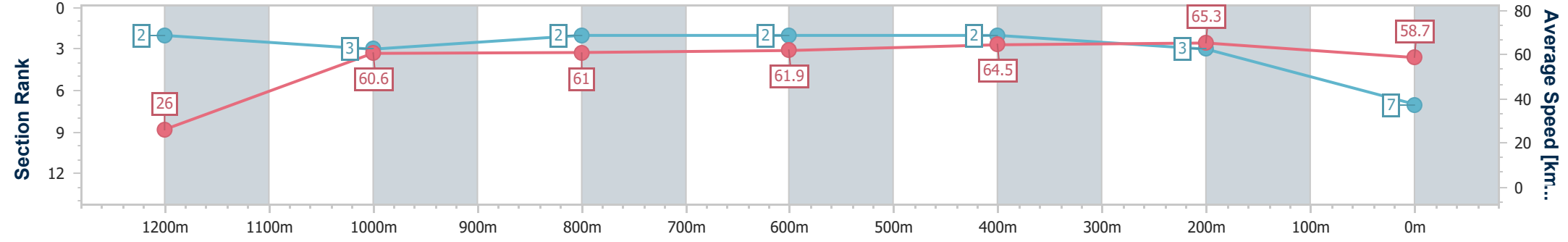
Horse/Jockey Name	Pelsaert
Final Rank	7
Fastest Section Time (Section)	0:11.06 (400m)
Top Speed [km/h] (Section)	67.4 (400m)
Race State	Finished



Townsville QLD Professional  
 Race 7: LADBROKES BET TICKER Class 1 Handicap - 1300m  
 14 March 2025 - 17:20  
 Track Rating: Soft 7, Weather: Fine, Rail Position: +6m 1000m-  
 W/Post; +2m Remainder



Section	Overall	1200m	1000m	800m	600m	400m	200m
Section Times	1:23.61 [7] (0:13.87)	1:09.74 [2] (0:11.83)	0:57.91 [3] (0:11.70)	0:46.21 [2] (0:11.68)	0:34.53 [2] (0:11.23)	0:23.30 [2] (0:11.06)	0:12.24 [3] (0:12.24)
Average Speed [km/h]	26.0	60.6	61.0	61.9	64.5	65.3	58.7
Top Speed [km/h]	60.3	61.8	62.5	63.8	67.1	67.4	63.8
Avg. Dist. to Rail [m]	12.8	2.7	1.5	0.7	1.0	2.2	5.0
Avg. Stride Freq. [Hz]	2.2	2.4	2.4	2.4	2.5	2.5	2.4
Avg. Stride Length [m]	3.4	7.0	7.1	7.2	7.3	7.1	6.9



- [ ] Ranking at each section and finish
- .-.- No data available at this section
- NA No data available



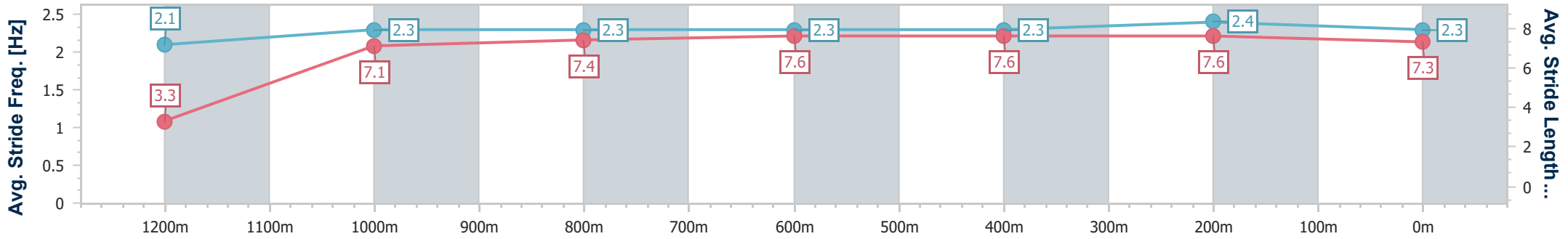
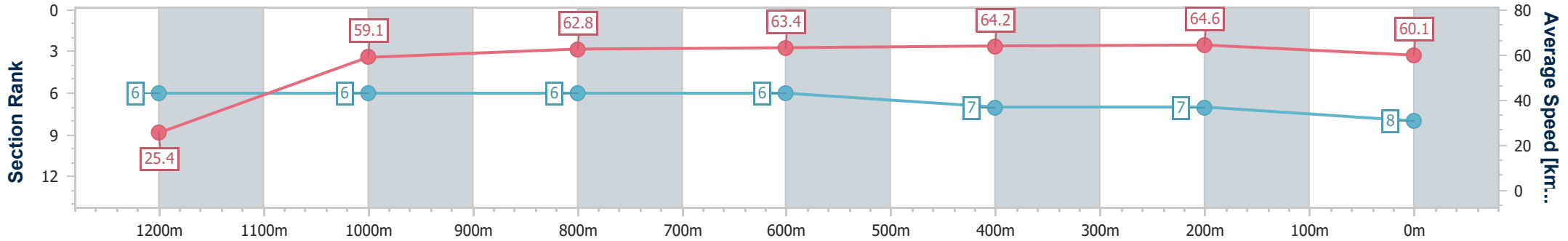
Horse/Jockey Name	Wemyss
Final Rank	8
Fastest Section Time (Section)	0:11.22 (400m)
Top Speed [km/h] (Section)	66.5 (400m)
Race State	Finished



Townsville QLD Professional  
 Race 7: LADBROKES BET TICKER Class 1 Handicap - 1300m  
 14 March 2025 - 17:20  
 Track Rating: Soft 7, Weather: Fine, Rail Position: +6m 1000m-  
 W/Post; +2m Remainder



Section	Overall	1200m	1000m	800m	600m	400m	200m
Section Times	1:23.88 [8] (0:14.19)	1:09.69 [6] (0:12.15)	0:57.54 [6] (0:11.48)	0:46.06 [6] (0:11.45)	0:34.61 [6] (0:11.41)	0:23.20 [7] (0:11.22)	0:11.98 [7] (0:11.98)
Average Speed [km/h]	25.4	59.1	62.8	63.4	64.2	64.6	60.1
Top Speed [km/h]	57.9	59.9	65.8	65.5	66.5	66.5	63.8
Avg. Dist. to Rail [m]	17.6	1.6	1.4	2.3	3.3	5.7	8.0
Avg. Stride Freq. [Hz]	2.1	2.3	2.3	2.3	2.3	2.4	2.3
Avg. Stride Length [m]	3.3	7.1	7.4	7.6	7.6	7.6	7.3



- [ ] Ranking at each section and finish
- .-.- No data available at this section
- NA No data available



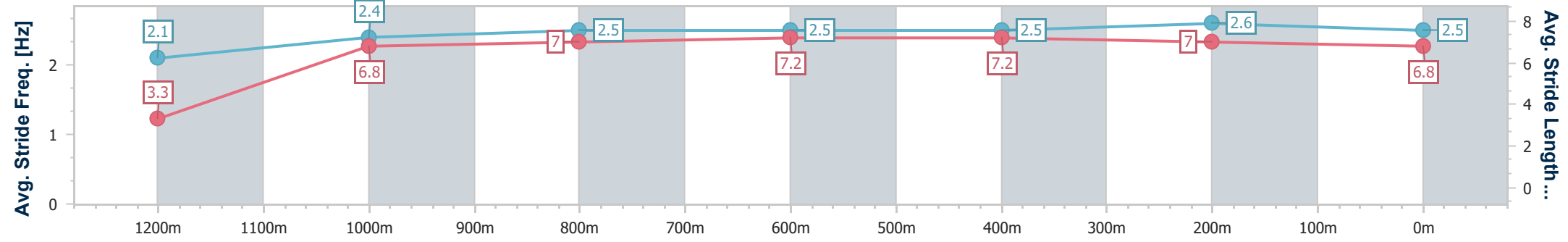
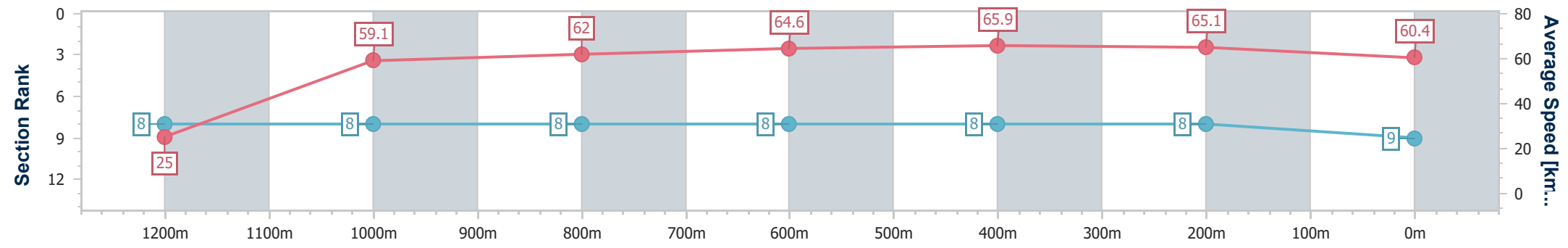
Horse/Jockey Name	Our Folly
Final Rank	9
Fastest Section Time (Section)	0:11.18 (400m)
Top Speed [km/h] (Section)	66.4 (600m)
Race State	Finished



Townsville QLD Professional  
 Race 7: LADBROKES BET TICKER Class 1 Handicap - 1300m  
 14 March 2025 - 17:20  
 Track Rating: Soft 7, Weather: Fine, Rail Position: +6m 1000m-  
 W/Post; +2m Remainder



Section	Overall	1200m	1000m	800m	600m	400m	200m
Section Times	1:23.92 [9] (0:14.43)	1:09.49 [8] (0:12.16)	0:57.33 [8] (0:11.65)	0:45.68 [8] (0:11.34)	0:34.34 [8] (0:11.23)	0:23.11 [8] (0:11.18)	0:11.93 [8] (0:11.93)
Average Speed [km/h]	25.0	59.1	62.0	64.6	65.9	65.1	60.4
Top Speed [km/h]	58.6	59.9	64.4	65.6	66.4	65.8	64.1
Avg. Dist. to Rail [m]	15.4	1.3	1.4	3.5	5.8	6.8	9.4
Avg. Stride Freq. [Hz]	2.1	2.4	2.5	2.5	2.5	2.6	2.5
Avg. Stride Length [m]	3.3	6.8	7.0	7.2	7.2	7.0	6.8



- [ ] Ranking at each section and finish
- .-.- No data available at this section
- NA No data available



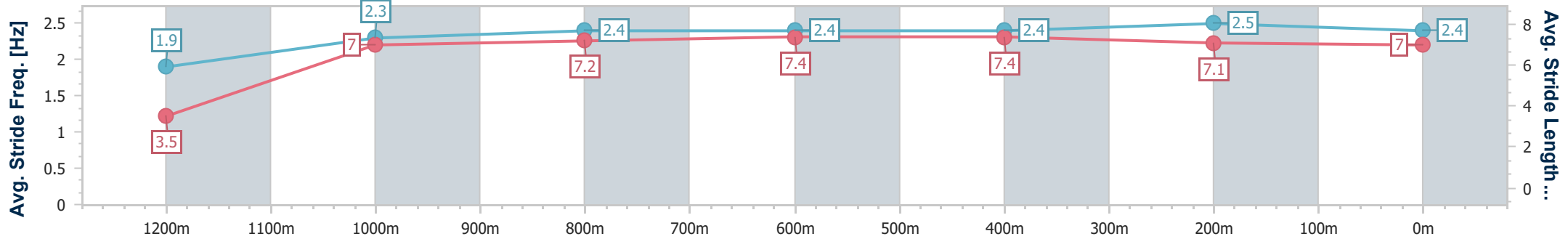
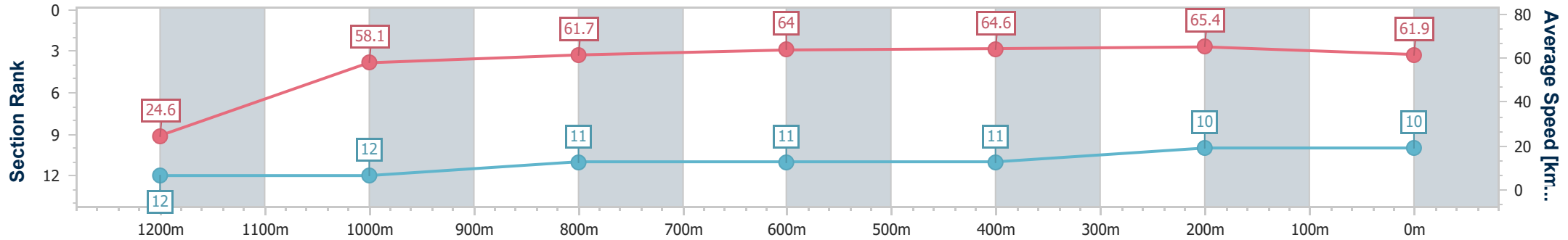
Horse/Jockey Name	Look At Rosa
Final Rank	10
Fastest Section Time (Section)	0:11.05 (400m)
Top Speed [km/h] (Section)	68.4 (400m)
Race State	Finished



Townsville QLD Professional  
 Race 7: LADBROKES BET TICKER Class 1 Handicap - 1300m  
 14 March 2025 - 17:20  
 Track Rating: Soft 7, Weather: Fine, Rail Position: +6m 1000m-  
 W/Post; +2m Remainder



Section	Overall	1200m	1000m	800m	600m	400m	200m
Section Times	1:23.93 [10] (0:14.63)	1:09.30 [12] (0:12.37)	0:56.93 [12] (0:11.67)	0:45.26 [11] (0:11.32)	0:33.94 [11] (0:11.25)	0:22.69 [11] (0:11.05)	0:11.64 [10] (0:11.64)
Average Speed [km/h]	24.6	58.1	61.7	64.0	64.6	65.4	61.9
Top Speed [km/h]	56.7	60.0	64.6	66.3	65.7	68.4	64.3
Avg. Dist. to Rail [m]	16.8	1.8	1.4	1.8	2.0	3.3	4.5
Avg. Stride Freq. [Hz]	1.9	2.3	2.4	2.4	2.4	2.5	2.4
Avg. Stride Length [m]	3.5	7.0	7.2	7.4	7.4	7.1	7.0



- [ ] Ranking at each section and finish
- .-.- No data available at this section
- NA No data available





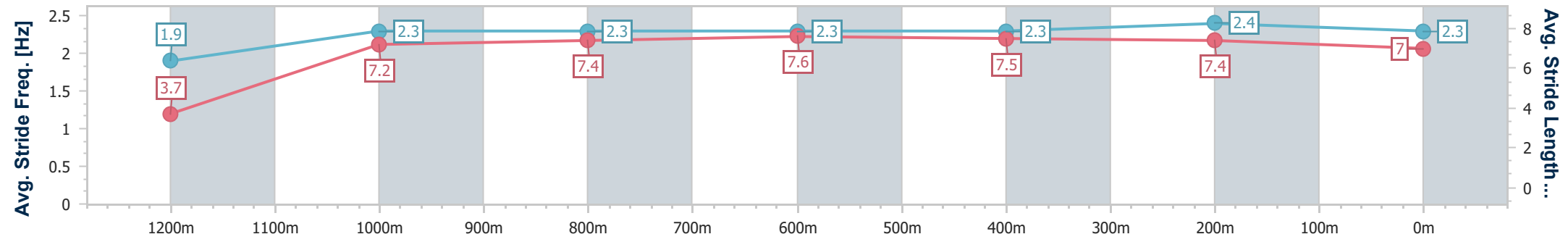
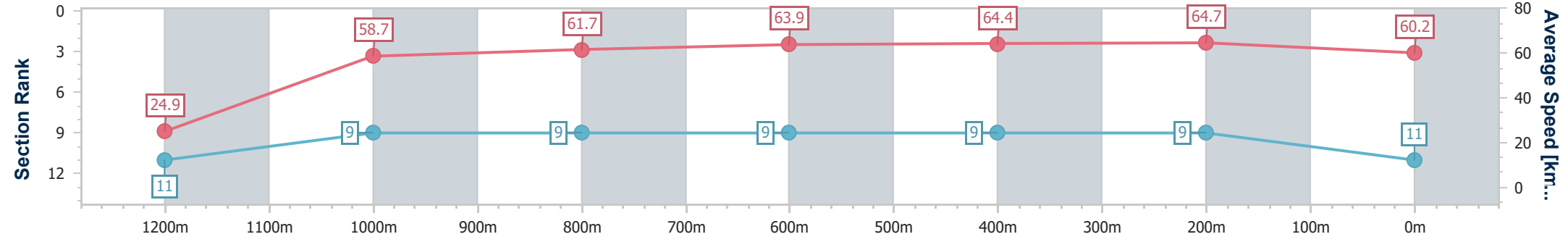
Horse/Jockey Name	Queenbeel
Final Rank	11
Fastest Section Time (Section)	0:11.22 (400m)
Top Speed [km/h] (Section)	65.8 (400m)
Race State	Finished



Townsville QLD Professional  
 Race 7: LADBROKES BET TICKER Class 1 Handicap - 1300m  
 14 March 2025 - 17:20  
 Track Rating: Soft 7, Weather: Fine, Rail Position: +6m 1000m-  
 W/Post; +2m Remainder



Section	Overall	1200m	1000m	800m	600m	400m	200m
Section Times	1:24.13 [11] (0:14.47)	1:09.66 [11] (0:12.21)	0:57.45 [9] (0:11.60)	0:45.85 [9] (0:11.33)	0:34.52 [9] (0:11.36)	0:23.16 [9] (0:11.22)	0:11.94 [9] (0:11.94)
Average Speed [km/h]	24.9	58.7	61.7	63.9	64.4	64.7	60.2
Top Speed [km/h]	57.9	59.9	64.1	65.7	65.5	65.8	63.3
Avg. Dist. to Rail [m]	13.7	1.6	1.5	1.5	3.2	6.1	9.8
Avg. Stride Freq. [Hz]	1.9	2.3	2.3	2.3	2.3	2.4	2.3
Avg. Stride Length [m]	3.7	7.2	7.4	7.6	7.5	7.4	7.0



- [ ] Ranking at each section and finish
- .-.- No data available at this section
- NA No data available



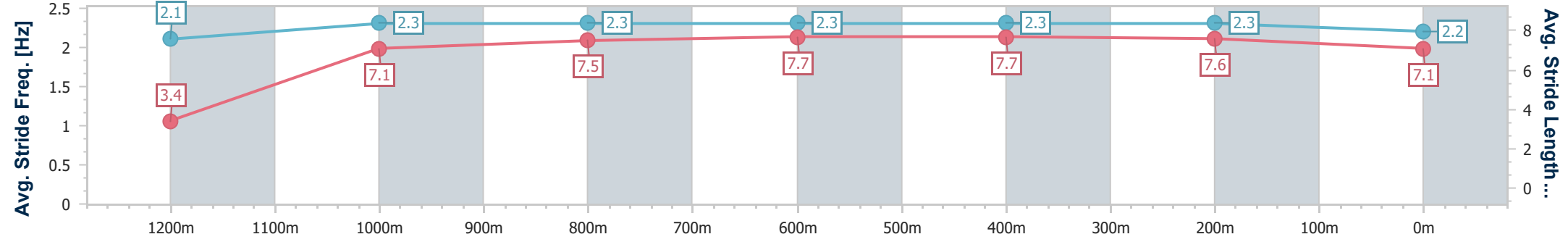
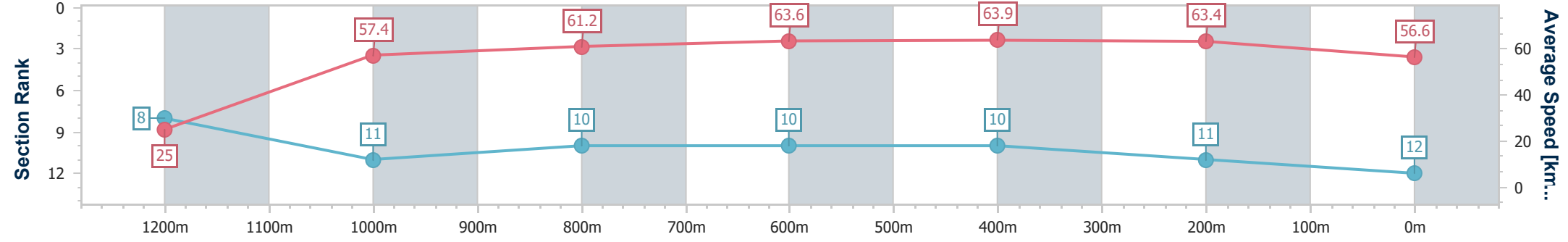
Horse/Jockey Name	Mississippi Alibi
Final Rank	12
Fastest Section Time (Section)	0:11.31 (600m)
Top Speed [km/h] (Section)	64.8 (400m)
Race State	Finished



Townsville QLD Professional  
 Race 7: LADBROKES BET TICKER Class 1 Handicap - 1300m  
 14 March 2025 - 17:20  
 Track Rating: Soft 7, Weather: Fine, Rail Position: +6m 1000m-  
 W/Post; +2m Remainder



Section	Overall	1200m	1000m	800m	600m	400m	200m
Section Times	1:25.24 [12] (0:14.43)	1:10.81 [8] (0:12.48)	0:58.33 [11] (0:11.61)	0:46.72 [10] (0:11.32)	0:35.40 [10] (0:11.31)	0:24.09 [10] (0:11.37)	0:12.72 [11] (0:12.72)
Average Speed [km/h]	25.0	57.4	61.2	63.6	63.9	63.4	56.6
Top Speed [km/h]	55.6	59.3	63.4	64.8	64.7	64.8	61.7
Avg. Dist. to Rail [m]	12.7	2.0	2.2	0.2	0.7	1.4	1.8
Avg. Stride Freq. [Hz]	2.1	2.3	2.3	2.3	2.3	2.3	2.2
Avg. Stride Length [m]	3.4	7.1	7.5	7.7	7.7	7.6	7.1



- [ ] Ranking at each section and finish
- .-.- No data available at this section
- NA No data available