



Eagle Farm QLD Professional

Race 1: THE GIBSON QTIS Three-Year-Old Maiden Plate - 1200m

15 March 2025 - 10:30



BRISBANE
RACING CLUB

Track Rating: Good 4, Weather: Fine, Rail Position: +4.5m Entire

Section						Overall	1000m	800m	600m	400m	200m	Last 600m				
Field Times						1:10.56 (0:13.44)	0:57.12 (0:11.07)	0:46.05 (0:11.34)	0:34.71 (0:11.43)	0:23.28 (0:11.13)	0:12.15 (0:12.15)	0:34.71				
Rank	TAB	Horse/Jockey	Barrier	Top Speed [km/h]	Fastest Section									Margin	Distance Travelled [m]	
1	7	TRAPEZE ALERT	6	66.6	0:10.95	1:10.56 [1]	0:56.86 [4]	0:45.47 [5]	0:34.02 [5]	0:22.71 [4]	0:11.76 [2]	1:10.56	0:34.02			
		Noel Callow		400m	400m	(0:13.70)	(0:11.39)	(0:11.45)	(0:11.31)	(0:10.95)	(0:11.76)					
2	12	FAST FUN	11	66.5	0:11.07	1:10.57 [2]	0:57.13 [1]	0:46.06 [1]	0:34.72 [1]	0:23.29 [1]	0:12.16 [1]	0.04L	0:34.72	-5		
		Nikita Beriman		1000m	1000m	(0:13.44)	(0:11.07)	(0:11.34)	(0:11.43)	(0:11.13)	(0:12.16)					
3	22	JOPPA LANE	4	67.5	0:10.80	1:10.59 [3]	0:56.64 [7]	0:45.23 [9]	0:33.88 [9]	0:22.42 [9]	0:11.62 [5]	0.16L	0:33.88	-8		
		Boris Thornton		400m	400m	(0:13.95)	(0:11.41)	(0:11.35)	(0:11.46)	(0:10.80)	(0:11.62)					
4	10	CHAMPAGNE TOWER	2	65.6	0:11.10	1:10.69 [4]	0:57.08 [3]	0:45.77 [3]	0:34.36 [3]	0:22.91 [3]	0:11.81 [3]	0.75L	0:34.36	-8		
		Cejay Graham		Overall	400m	(0:13.61)	(0:11.31)	(0:11.41)	(0:11.45)	(0:11.10)	(0:11.81)					
5	15	TINTAURA	5	65.7	0:11.19	1:11.11 [5]	0:57.15 [8]	0:45.85 [8]	0:34.45 [8]	0:23.00 [7]	0:11.81 [8]	3.19L	0:34.45	-3		
		Jack Martin		1000m	400m	(0:13.96)	(0:11.30)	(0:11.40)	(0:11.45)	(0:11.19)	(0:11.81)					
6	4	LINWAR	7	66.6	0:11.05	1:11.16 [6]	0:56.94 [10]	0:45.64 [10]	0:34.31 [10]	0:22.86 [10]	0:11.81 [9]	3.5L	0:34.31	-5		
		Mark Du Plessis		400m	400m	(0:14.22)	(0:11.30)	(0:11.33)	(0:11.45)	(0:11.05)	(0:11.81)					
7	23	KABUKICHO	1	66.5	0:11.12	1:11.26 [7]	0:57.51 [5]	0:46.10 [6]	0:34.64 [7]	0:23.14 [8]	0:12.02 [6]	4.1L	0:34.64	-6		
		Luke Dempsey		Overall	400m	(0:13.75)	(0:11.41)	(0:11.46)	(0:11.50)	(0:11.12)	(0:12.02)					
8	3	INNERVISIONS	3	68.2	0:11.21	1:11.30 [8]	0:57.71 [2]	0:46.45 [2]	0:35.04 [2]	0:23.57 [2]	0:12.36 [4]	4.34L	0:35.04	-7		
		Kyle Wilson-Taylor		Overall	400m	(0:13.59)	(0:11.26)	(0:11.41)	(0:11.47)	(0:11.21)	(0:12.36)					
9	1	ABENDER	8	65.4	0:11.20	1:11.49 [9]	0:57.59 [6]	0:46.30 [7]	0:34.89 [6]	0:23.41 [6]	0:12.21 [7]	5.46L	0:34.89	-5		
		Ryan Maloney		400m	400m	(0:13.90)	(0:11.29)	(0:11.41)	(0:11.48)	(0:11.20)	(0:12.21)					
10	17	BIG TECH	10	67.2	0:11.07	1:12.69 [10]	0:58.72 [9]	0:47.65 [4]	0:36.32 [4]	0:24.61 [5]	0:12.81 [10]	12.52L	0:36.32	-3		
		Georgina Cartwright		1000m	1000m	(0:13.97)	(0:11.07)	(0:11.33)	(0:11.71)	(0:11.80)	(0:12.81)					

Scratched: Wynette (#16), Remlap Kava (#18), Invisible Target (#19), Stylish Angel (#20), Castelvetro (#21), Cubans Crown (#24), Fratianno (#2), Livalittle (#5), Teelg (#6), Verbalize (#8), Balance The Books

Report Created: Sat 15 March 2025 11:06 GMT+10 (Note: Timing is based on position data)

Page 1/11

[] Ranking at each section and finish
-:-:- No data available at this section
NA No data available

SCN Saddle cloth number
DNF Did not finish
DNT Did not track

data processed by  TRIPLES DATA



Horse/Jockey Name	Trapeze Alert
Final Rank	1
Fastest Section Time (Section)	0:10.95 (400m)
Top Speed [km/h] (Section)	66.6 (400m)
Race State	Finished

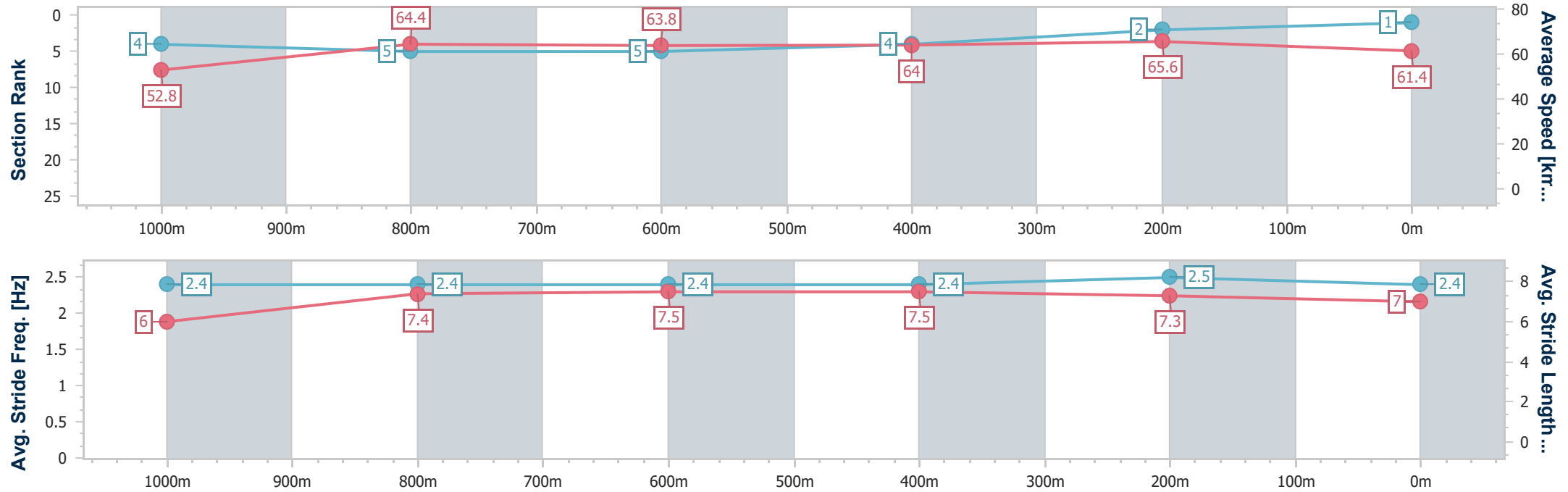


Eagle Farm QLD Professional
Race 1: THE GIBSON QTIS Three-Year-Old Maiden Plate - 1200m
15 March 2025 - 10:30
Track Rating: Good 4, Weather: Fine, Rail Position: +4.5m Entire



BRISBANE
RACING CLUB

Section	Overall	1000m	800m	600m	400m	200m							
Section Times	1:10.56 [1] (0:13.70)	0:56.86 [4] (0:11.39)	0:45.47 [5] (0:11.45)	0:34.02 [5] (0:11.31)	0:22.71 [4] (0:10.95)	0:11.76 [2] (0:11.76)							
Average Speed [km/h]	52.8	64.4	63.8	64.0	65.6	61.4							
Top Speed [km/h]	66.3	65.2	64.8	65.5	66.6	64.5							
Avg. Dist. to Rail [m]	4.8	3.9	2.9	1.5	5.2	5.6							
Avg. Stride Freq. [Hz]	2.4	2.4	2.4	2.4	2.5	2.4							
Avg. Stride Length [m]	6.0	7.4	7.5	7.5	7.3	7.0							



[] Ranking at each section and finish
-.-.- No data available at this section
NA No data available



Horse/Jockey Name	Fast Fun
Final Rank	2
Fastest Section Time (Section)	0:11.07 (1000m)
Top Speed [km/h] (Section)	66.5 (1000m)
Race State	Finished

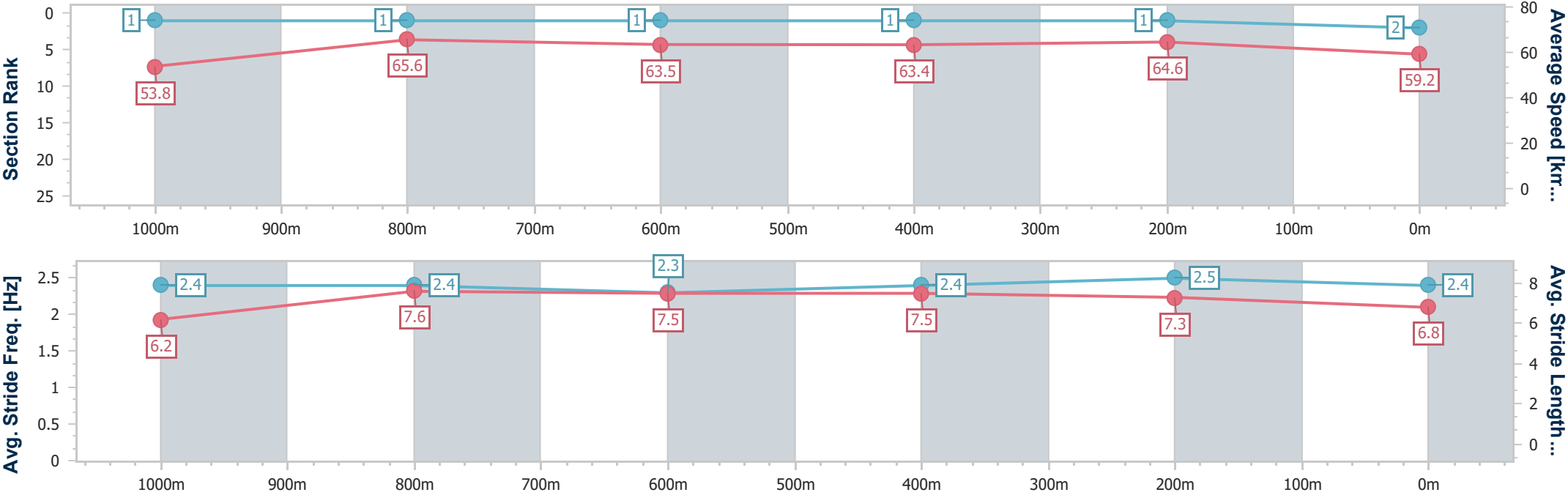


Eagle Farm QLD Professional
Race 1: THE GIBSON QTIS Three-Year-Old Maiden Plate - 1200m
15 March 2025 - 10:30
Track Rating: Good 4, Weather: Fine, Rail Position: +4.5m Entire



BRISBANE
RACING CLUB

Section	Overall	1000m	800m	600m	400m	200m								
Section Times	1:10.57 [2] (0:13.44)	0:57.13 [1] (0:11.07)	0:46.06 [1] (0:11.34)	0:34.72 [1] (0:11.43)	0:23.29 [1] (0:11.13)	0:12.16 [1] (0:12.16)								
Average Speed [km/h]	53.8	65.6	63.5	63.4	64.6	59.2								
Top Speed [km/h]	65.2	66.5	65.1	64.6	65.4	62.7								
Avg. Dist. to Rail [m]	7.3	1.3	0.8	0.8	0.7	0.6								
Avg. Stride Freq. [Hz]	2.4	2.4	2.3	2.4	2.5	2.4								
Avg. Stride Length [m]	6.2	7.6	7.5	7.5	7.3	6.8								





Horse/Jockey Name	Joppa Lane
Final Rank	3
Fastest Section Time (Section)	0:10.80 (400m)
Top Speed [km/h] (Section)	67.5 (400m)
Race State	Finished

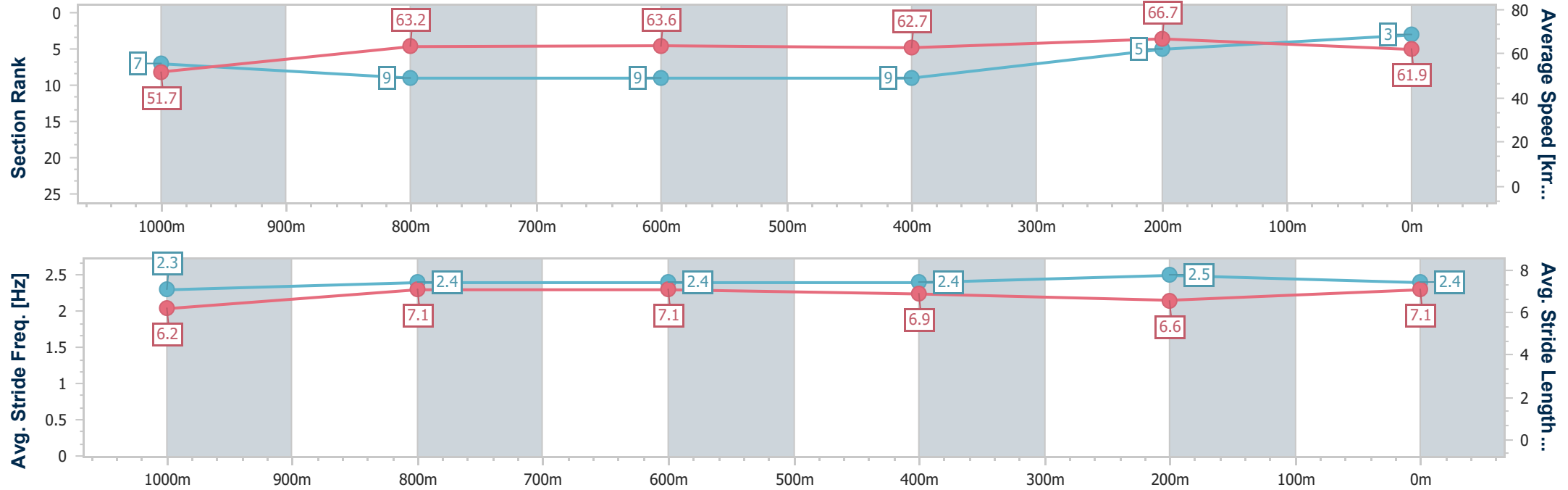


Eagle Farm QLD Professional
Race 1: THE GIBSON QTIS Three-Year-Old Maiden Plate - 1200m
15 March 2025 - 10:30
Track Rating: Good 4, Weather: Fine, Rail Position: +4.5m Entire



BRISBANE
RACING CLUB

Section	Overall	1000m	800m	600m	400m	200m								
Section Times	1:10.59 [3] (0:13.95)	0:56.64 [7] (0:11.41)	0:45.23 [9] (0:11.35)	0:33.88 [9] (0:11.46)	0:22.42 [9] (0:10.80)	0:11.62 [5] (0:11.62)								
Average Speed [km/h]	51.7	63.2	63.6	62.7	66.7	61.9								
Top Speed [km/h]	63.9	64.8	65.9	66.2	67.5	65.0								
Avg. Dist. to Rail [m]	2.7	0.6	0.1	0.4	3.3	3.9								
Avg. Stride Freq. [Hz]	2.3	2.4	2.4	2.4	2.5	2.4								
Avg. Stride Length [m]	6.2	7.1	7.1	6.9	6.6	7.1								





Horse/Jockey Name	Champagne Tower
Final Rank	4
Fastest Section Time (Section)	0:11.10 (400m)
Top Speed [km/h] (Section)	65.6 (Overall)
Race State	Finished

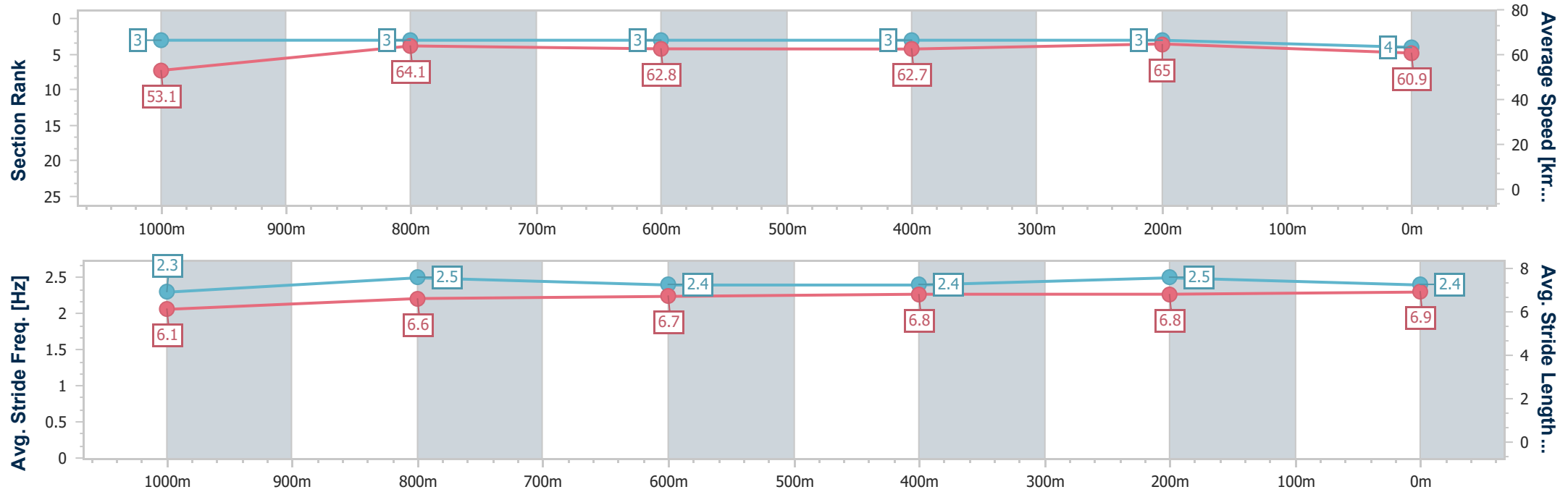


Eagle Farm QLD Professional
Race 1: THE GIBSON QTIS Three-Year-Old Maiden Plate -
1200m
15 March 2025 - 10:30
Track Rating: Good 4, Weather: Fine, Rail Position: +4.5m Entire



BRISBANE
RACING CLUB

Section	Overall	1000m	800m	600m	400m	200m							
Section Times	1:10.69 [4] (0:13.61)	0:57.08 [3] (0:11.31)	0:45.77 [3] (0:11.41)	0:34.36 [3] (0:11.45)	0:22.91 [3] (0:11.10)	0:11.81 [3] (0:11.81)							
Average Speed [km/h]	53.1	64.1	62.8	62.7	65.0	60.9							
Top Speed [km/h]	65.6	65.2	64.6	64.9	65.5	63.7							
Avg. Dist. to Rail [m]	1.7	1.1	0.3	0.5	0.4	0.7							
Avg. Stride Freq. [Hz]	2.3	2.5	2.4	2.4	2.5	2.4							
Avg. Stride Length [m]	6.1	6.6	6.7	6.8	6.8	6.9							





Horse/Jockey Name	Tintaura
Final Rank	5
Fastest Section Time (Section)	0:11.19 (400m)
Top Speed [km/h] (Section)	65.7 (1000m)
Race State	Finished

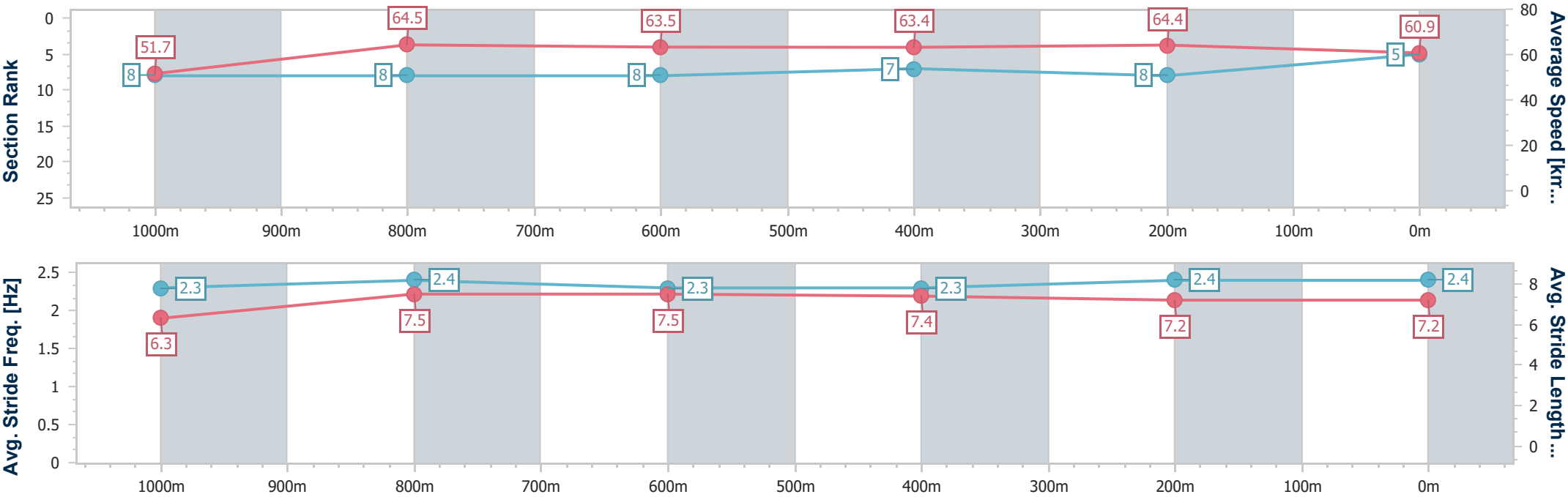


Eagle Farm QLD Professional
Race 1: THE GIBSON QTIS Three-Year-Old Maiden Plate - 1200m
15 March 2025 - 10:30
Track Rating: Good 4, Weather: Fine, Rail Position: +4.5m Entire



BRISBANE
RACING CLUB

Section	Overall	1000m	800m	600m	400m	200m							
Section Times	1:11.11 [5] (0:13.96)	0:57.15 [8] (0:11.30)	0:45.85 [8] (0:11.40)	0:34.45 [8] (0:11.45)	0:23.00 [7] (0:11.19)	0:11.81 [8] (0:11.81)							
Average Speed [km/h]	51.7	64.5	63.5	63.4	64.4	60.9							
Top Speed [km/h]	64.1	65.7	64.6	65.4	65.6	62.9							
Avg. Dist. to Rail [m]	3.8	2.0	1.4	2.2	5.6	6.0							
Avg. Stride Freq. [Hz]	2.3	2.4	2.3	2.3	2.4	2.4							
Avg. Stride Length [m]	6.3	7.5	7.5	7.4	7.2	7.2							





Horse/Jockey Name	Linwar
Final Rank	6
Fastest Section Time (Section)	0:11.05 (400m)
Top Speed [km/h] (Section)	66.6 (400m)
Race State	Finished

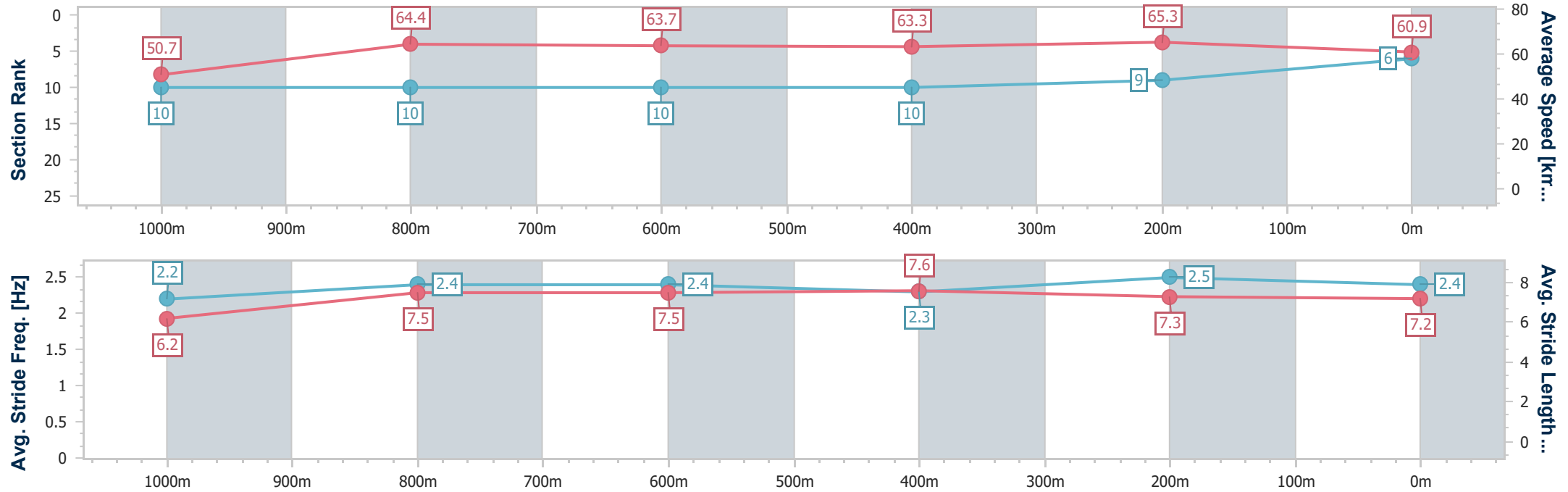


Eagle Farm QLD Professional
Race 1: THE GIBSON QTIS Three-Year-Old Maiden Plate - 1200m
15 March 2025 - 10:30
Track Rating: Good 4, Weather: Fine, Rail Position: +4.5m Entire



BRISBANE
RACING CLUB

Section	Overall	1000m	800m	600m	400m	200m								
Section Times	1:11.16 [6] (0:14.22)	0:56.94 [10] (0:11.30)	0:45.64 [10] (0:11.33)	0:34.31 [10] (0:11.45)	0:22.86 [10] (0:11.05)	0:11.81 [9] (0:11.81)								
Average Speed [km/h]	50.7	64.4	63.7	63.3	65.3	60.9								
Top Speed [km/h]	63.9	66.1	65.6	65.3	66.6	63.9								
Avg. Dist. to Rail [m]	4.2	1.3	1.2	1.9	7.5	6.5								
Avg. Stride Freq. [Hz]	2.2	2.4	2.4	2.3	2.5	2.4								
Avg. Stride Length [m]	6.2	7.5	7.5	7.6	7.3	7.2								





Horse/Jockey Name	Kabukicho
Final Rank	7
Fastest Section Time (Section)	0:11.12 (400m)
Top Speed [km/h] (Section)	66.5 (Overall)
Race State	Finished

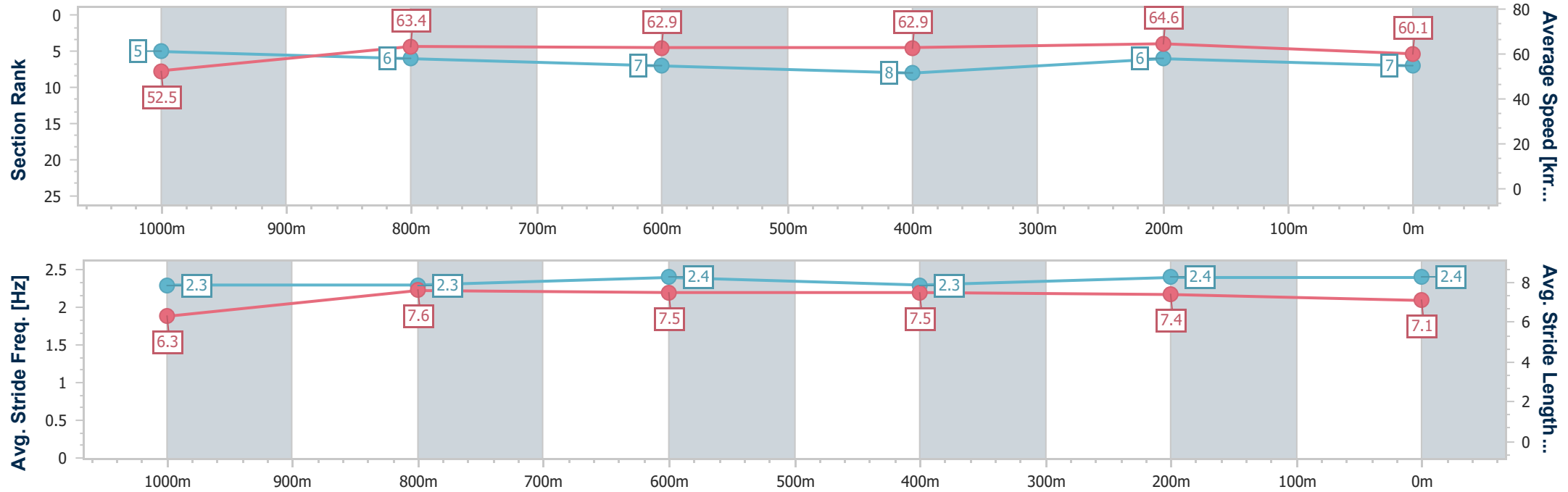


Eagle Farm QLD Professional
Race 1: THE GIBSON QTIS Three-Year-Old Maiden Plate - 1200m
15 March 2025 - 10:30
Track Rating: Good 4, Weather: Fine, Rail Position: +4.5m Entire



BRISBANE
RACING CLUB

Section	Overall	1000m	800m	600m	400m	200m							
Section Times	1:11.26 [7] (0:13.75)	0:57.51 [5] (0:11.41)	0:46.10 [6] (0:11.46)	0:34.64 [7] (0:11.50)	0:23.14 [8] (0:11.12)	0:12.02 [6] (0:12.02)							
Average Speed [km/h]	52.5	63.4	62.9	62.9	64.6	60.1							
Top Speed [km/h]	66.5	65.1	65.2	65.2	65.5	63.1							
Avg. Dist. to Rail [m]	0.8	1.0	0.8	0.8	1.7	0.4							
Avg. Stride Freq. [Hz]	2.3	2.3	2.4	2.3	2.4	2.4							
Avg. Stride Length [m]	6.3	7.6	7.5	7.5	7.4	7.1							



- [] Ranking at each section and finish
- .-.- No data available at this section
- NA No data available



Horse/Jockey Name	Innervisions
Final Rank	8
Fastest Section Time (Section)	0:11.21 (400m)
Top Speed [km/h] (Section)	68.2 (Overall)
Race State	Finished

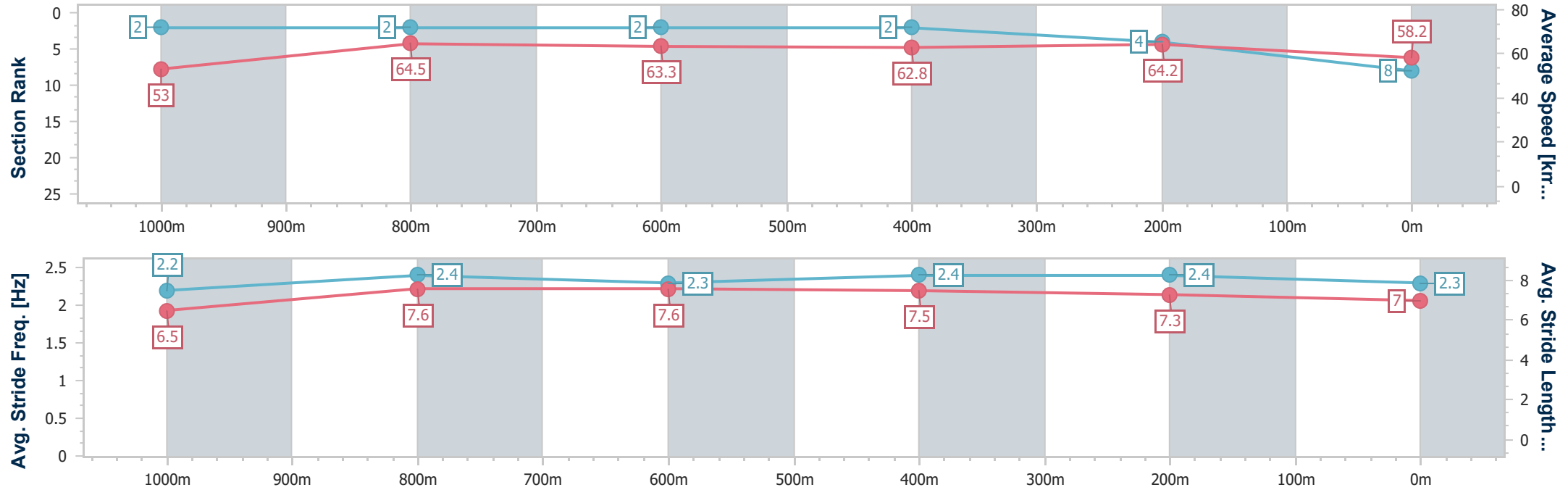


Eagle Farm QLD Professional
Race 1: THE GIBSON QTIS Three-Year-Old Maiden Plate - 1200m
15 March 2025 - 10:30
Track Rating: Good 4, Weather: Fine, Rail Position: +4.5m Entire



BRISBANE
RACING CLUB

Section	Overall	1000m	800m	600m	400m	200m								
Section Times	1:11.30 [8] (0:13.59)	0:57.71 [2] (0:11.26)	0:46.45 [2] (0:11.41)	0:35.04 [2] (0:11.47)	0:23.57 [2] (0:11.21)	0:12.36 [4] (0:12.36)								
Average Speed [km/h]	53.0	64.5	63.3	62.8	64.2	58.2								
Top Speed [km/h]	68.2	66.2	64.8	64.4	64.9	62.8								
Avg. Dist. to Rail [m]	2.1	1.3	0.8	0.3	1.5	0.7								
Avg. Stride Freq. [Hz]	2.2	2.4	2.3	2.4	2.4	2.3								
Avg. Stride Length [m]	6.5	7.6	7.6	7.5	7.3	7.0								





Horse/Jockey Name	Abender
Final Rank	9
Fastest Section Time (Section)	0:11.20 (400m)
Top Speed [km/h] (Section)	65.4 (400m)
Race State	Finished

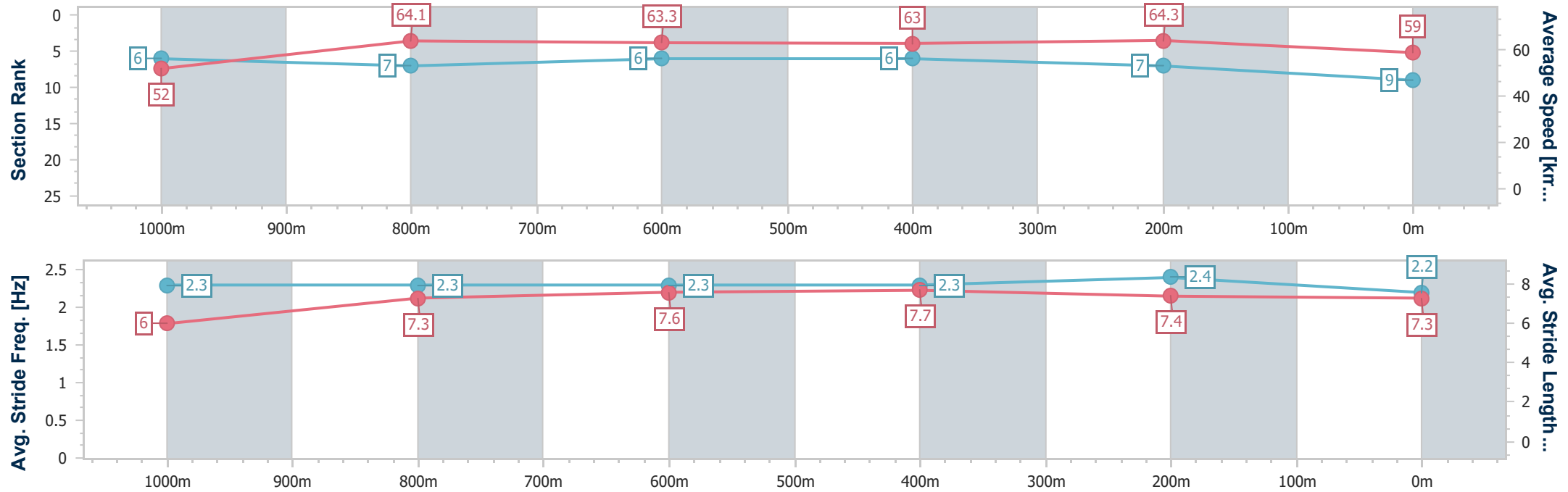


Eagle Farm QLD Professional
Race 1: THE GIBSON QTIS Three-Year-Old Maiden Plate - 1200m
15 March 2025 - 10:30
Track Rating: Good 4, Weather: Fine, Rail Position: +4.5m Entire



BRISBANE
RACING CLUB

Section	Overall	1000m	800m	600m	400m	200m							
Section Times	1:11.49 [9] (0:13.90)	0:57.59 [6] (0:11.29)	0:46.30 [7] (0:11.41)	0:34.89 [6] (0:11.48)	0:23.41 [6] (0:11.20)	0:12.21 [7] (0:12.21)							
Average Speed [km/h]	52.0	64.1	63.3	63.0	64.3	59.0							
Top Speed [km/h]	64.6	64.9	64.3	65.2	65.4	62.1							
Avg. Dist. to Rail [m]	5.3	1.6	0.7	0.7	4.0	4.9							
Avg. Stride Freq. [Hz]	2.3	2.3	2.3	2.3	2.4	2.2							
Avg. Stride Length [m]	6.0	7.3	7.6	7.7	7.4	7.3							





Horse/Jockey Name	Big Tech
Final Rank	10
Fastest Section Time (Section)	0:11.07 (1000m)
Top Speed [km/h] (Section)	67.2 (1000m)
Race State	Finished

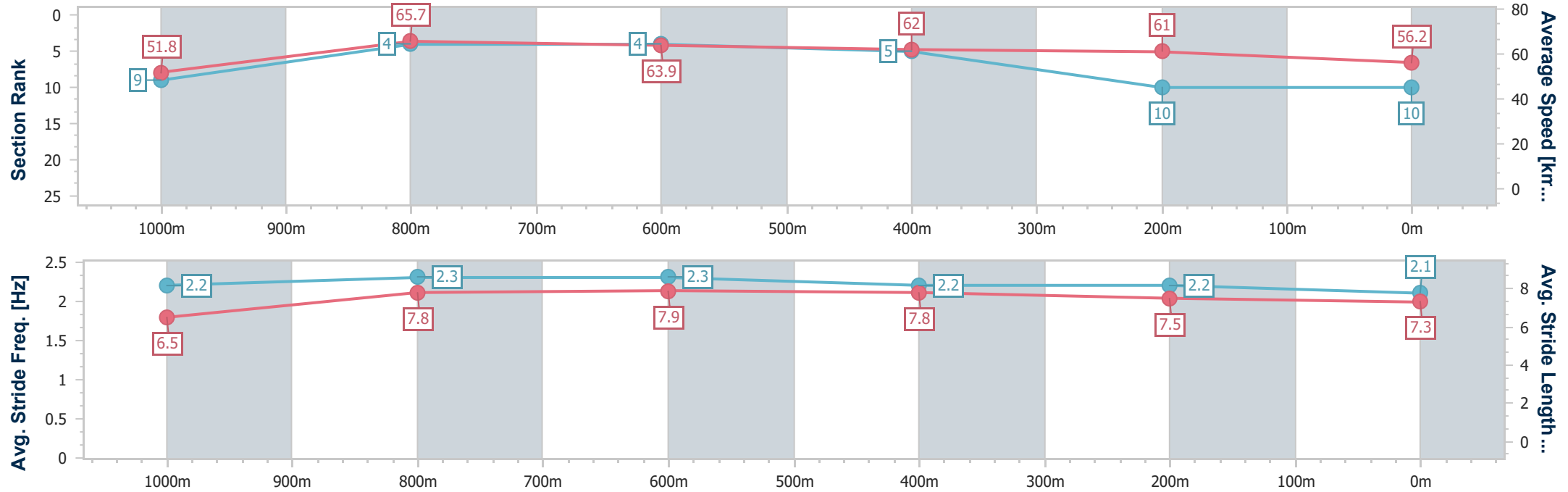


Eagle Farm QLD Professional
Race 1: THE GIBSON QTIS Three-Year-Old Maiden Plate - 1200m
15 March 2025 - 10:30
Track Rating: Good 4, Weather: Fine, Rail Position: +4.5m Entire



BRISBANE
RACING CLUB

Section	Overall	1000m	800m	600m	400m	200m							
Section Times	1:12.69 [10] (0:13.97)	0:58.72 [9] (0:11.07)	0:47.65 [4] (0:11.33)	0:36.32 [4] (0:11.71)	0:24.61 [5] (0:11.80)	0:12.81 [10] (0:12.81)							
Average Speed [km/h]	51.8	65.7	63.9	62.0	61.0	56.2							
Top Speed [km/h]	65.8	67.2	66.1	63.5	62.4	58.9							
Avg. Dist. to Rail [m]	6.5	2.3	0.8	2.1	4.2	2.8							
Avg. Stride Freq. [Hz]	2.2	2.3	2.3	2.2	2.2	2.1							
Avg. Stride Length [m]	6.5	7.8	7.9	7.8	7.5	7.3							





Eagle Farm QLD Professional
Race 2: LADBROKES CALCUTTA & LUNCHEON 13 JUNE QTIS Three-
Year-Old BENCHMARK 70 Handicap - 1200m
15 March 2025 - 11:03



Track Rating: Good 4, Weather: Fine, Rail Position: +4.5m Entire

Section						Overall	1000m	800m	600m	400m	200m	Last 600m		
Field Times						1:10.21 (0:13.45)	0:56.76 (0:10.99)	0:45.77 (0:11.22)	0:34.55 (0:11.23)	0:23.32 (0:11.21)	0:12.11 (0:12.11)	0:34.55		
Rank	TAB	Horse/Jockey	Barrier	Top Speed [km/h]	Fastest Section								Margin	Distance Travelled [m]
1	2	POSTER GIRL	5	68.3	0:10.88	1:10.21 [1]	0:56.18 [4]	0:45.30 [4]	0:34.12 [3]	0:23.01 [3]	0:11.91 [2]	1:10.21	0:34.12	
		Siobhan Rutledge		1000m	1000m	(0:14.03)	(0:10.88)	(0:11.18)	(0:11.11)	(0:11.10)	(0:11.91)			
2	1	THE GAMBLING GREEK	7	68.5	0:10.99	1:10.31 [2]	0:56.86 [1]	0:45.87 [1]	0:34.65 [1]	0:23.42 [1]	0:12.21 [1]	0.57L	0:34.65	-5
		Courtney Bellamy		Overall	1000m	(0:13.45)	(0:10.99)	(0:11.22)	(0:11.23)	(0:11.21)	(0:12.21)			
3	4	CUTEPI	8	67.5	0:10.89	1:10.31 [3]	0:56.16 [5]	0:45.27 [5]	0:33.99 [5]	0:22.73 [5]	0:11.84 [4]	0.61L	0:33.99	-4
		Andrew Mallyon		400m	1000m	(0:14.15)	(0:10.89)	(0:11.28)	(0:11.26)	(0:10.89)	(0:11.84)			
4	10	TAKE A BOW	3	67.9	0:10.83	1:10.45 [4]	0:56.21 [6]	0:45.21 [6]	0:33.99 [6]	0:22.76 [7]	0:11.93 [7]	1.43L	0:33.99	-1
		Justin Stanley		400m	400m	(0:14.24)	(0:11.00)	(0:11.22)	(0:11.23)	(0:10.83)	(0:11.93)			
5	15	DUROVA	10	67.8	0:10.83	1:10.46 [5]	0:55.86 [8]	0:44.75 [9]	0:33.80 [8]	0:22.81 [6]	0:11.98 [5]	1.49L	0:33.80	+1
		Kyle Wilson-Taylor		400m	400m	(0:14.60)	(0:11.11)	(0:10.95)	(0:10.99)	(0:10.83)	(0:11.98)			
6	5	KING SPIRIT	2	67.9	0:10.93	1:10.67 [6]	0:56.87 [3]	0:45.94 [2]	0:34.74 [2]	0:23.63 [2]	0:12.32 [3]	2.72L	0:34.74	-5
		Cody Collis		1000m	1000m	(0:13.80)	(0:10.93)	(0:11.20)	(0:11.11)	(0:11.31)	(0:12.32)			
7	17	READY GREY	1	66.9	0:11.02	1:10.70 [7]	0:56.97 [2]	0:45.95 [3]	0:34.59 [4]	0:23.47 [4]	0:12.20 [6]	2.87L	0:34.59	-8
		Cejay Graham		1000m	1000m	(0:13.73)	(0:11.02)	(0:11.36)	(0:11.12)	(0:11.27)	(0:12.20)			
8	13	BOLSHEVIC ROAD	9	67.2	0:10.98	1:11.05 [8]	0:56.44 [9]	0:45.34 [8]	0:34.36 [9]	0:23.21 [9]	0:11.94 [9]	4.91L	0:34.36	-3
		Luke Dempsey		1000m	800m	(0:14.61)	(0:11.10)	(0:10.98)	(0:11.15)	(0:11.27)	(0:11.94)			
9	9	SUNLIGHT MAJESTY	4	69.3	0:10.98	1:11.25 [9]	0:56.88 [7]	0:45.90 [7]	0:34.69 [7]	0:23.52 [8]	0:12.35 [8]	6.13L	0:34.69	+4
		Mark Du Plessis		1000m	1000m	(0:14.37)	(0:10.98)	(0:11.21)	(0:11.17)	(0:11.17)	(0:12.35)			

Scratched: Blantons Run (#6), Mr Bubbaluski (#18), Diamond Epic (#14), Anarita (#11), Breezin' (#12), Ready To Schipp (#16), Heart And Spirit (#7), Savoldi (#8), Commend (#3)



Horse/Jockey Name	Poster Girl
Final Rank	1
Fastest Section Time (Section)	0:10.88 (1000m)
Top Speed [km/h] (Section)	68.3 (1000m)
Race State	Finished

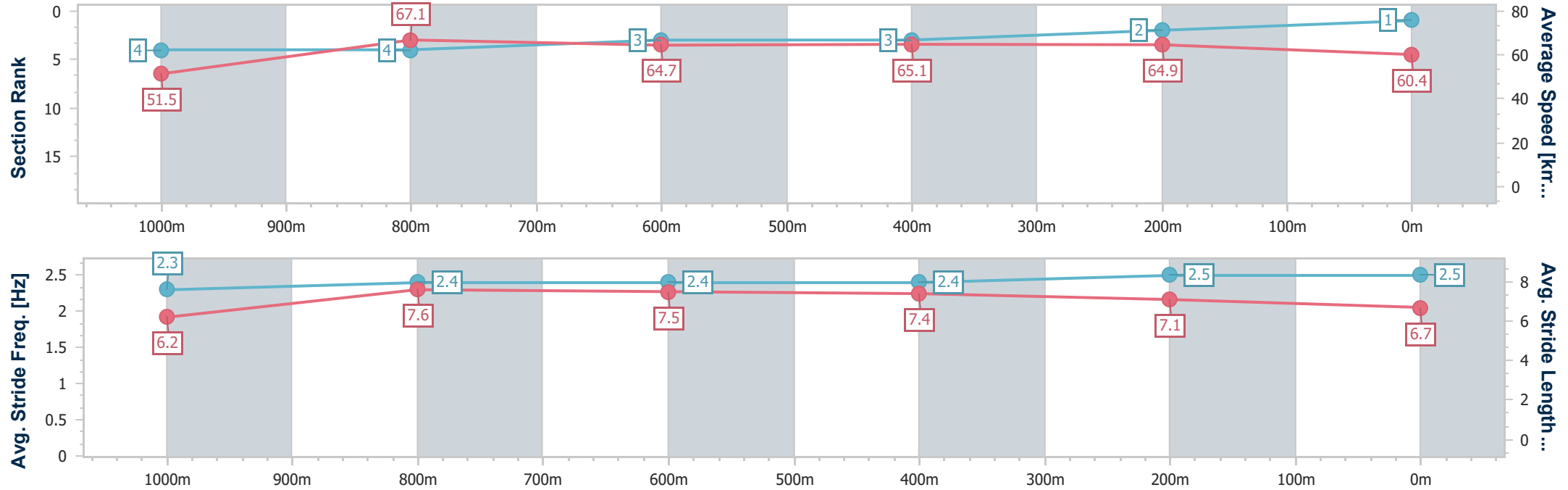


Eagle Farm QLD Professional
Race 2: LADBROKES CALCUTTA & LUNCHEON 13 JUNE QTIS
Three-Year-Old BENCHMARK 70 Handicap - 1200m
15 March 2025 - 11:03
Track Rating: Good 4, Weather: Fine, Rail Position: +4.5m Entire



BRISBANE
RACING CLUB

Section	Overall	1000m	800m	600m	400m	200m							
Section Times	1:10.21 [1] (0:14.03)	0:56.18 [4] (0:10.88)	0:45.30 [4] (0:11.18)	0:34.12 [3] (0:11.11)	0:23.01 [3] (0:11.10)	0:11.91 [2] (0:11.91)							
Average Speed [km/h]	51.5	67.1	64.7	65.1	64.9	60.4							
Top Speed [km/h]	65.3	68.3	66.5	67.3	67.3	62.4							
Avg. Dist. to Rail [m]	3.8	2.4	1.7	1.3	3.2	0.8							
Avg. Stride Freq. [Hz]	2.3	2.4	2.4	2.4	2.5	2.5							
Avg. Stride Length [m]	6.2	7.6	7.5	7.4	7.1	6.7							





Horse/Jockey Name	The Gambling Greek
Final Rank	2
Fastest Section Time (Section)	0:10.99 (1000m)
Top Speed [km/h] (Section)	68.5 (Overall)
Race State	Finished

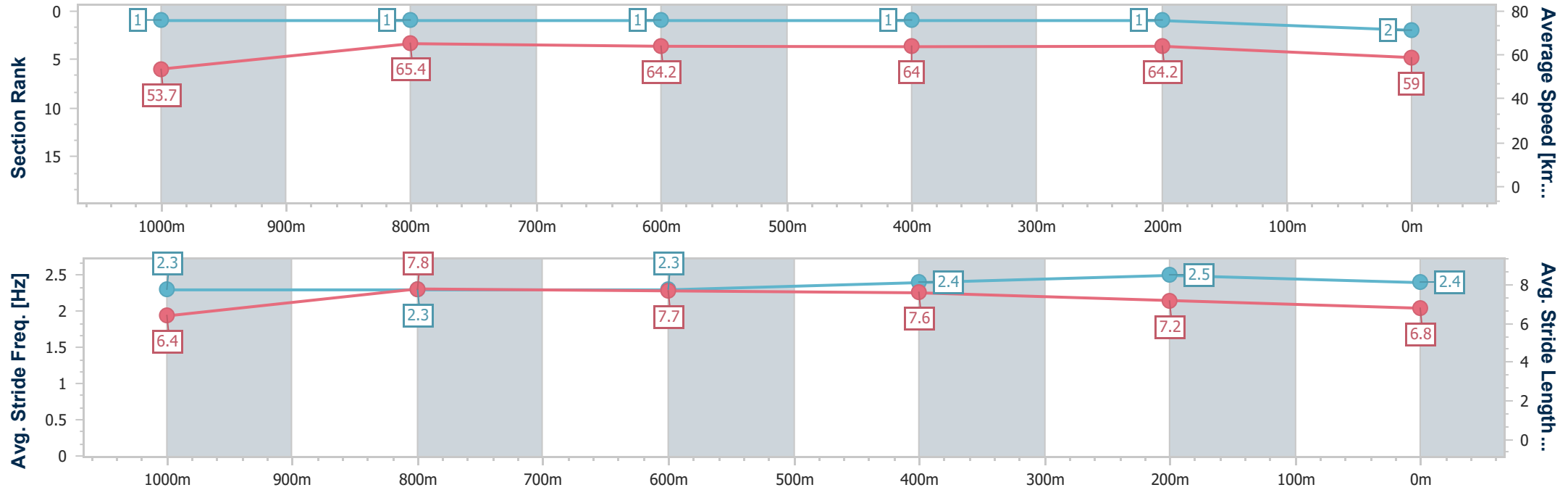


Eagle Farm QLD Professional
Race 2: LADBROKES CALCUTTA & LUNCHEON 13 JUNE QTIS
Three-Year-Old BENCHMARK 70 Handicap - 1200m
15 March 2025 - 11:03
Track Rating: Good 4, Weather: Fine, Rail Position: +4.5m Entire



BRISBANE
RACING CLUB

Section	Overall	1000m	800m	600m	400m	200m								
Section Times	1:10.31 [2] (0:13.45)	0:56.86 [1] (0:10.99)	0:45.87 [1] (0:11.22)	0:34.65 [1] (0:11.23)	0:23.42 [1] (0:11.21)	0:12.21 [1] (0:12.21)								
Average Speed [km/h]	53.7	65.4	64.2	64.0	64.2	59.0								
Top Speed [km/h]	68.5	67.5	65.5	65.4	65.3	62.5								
Avg. Dist. to Rail [m]	3.5	0.4	0.5	0.1	0.1	0.5								
Avg. Stride Freq. [Hz]	2.3	2.3	2.3	2.4	2.5	2.4								
Avg. Stride Length [m]	6.4	7.8	7.7	7.6	7.2	6.8								



[] Ranking at each section and finish
-.-.- No data available at this section
NA No data available



Horse/Jockey Name	Cutepi
Final Rank	3
Fastest Section Time (Section)	0:10.89 (1000m)
Top Speed [km/h] (Section)	67.5 (400m)
Race State	Finished

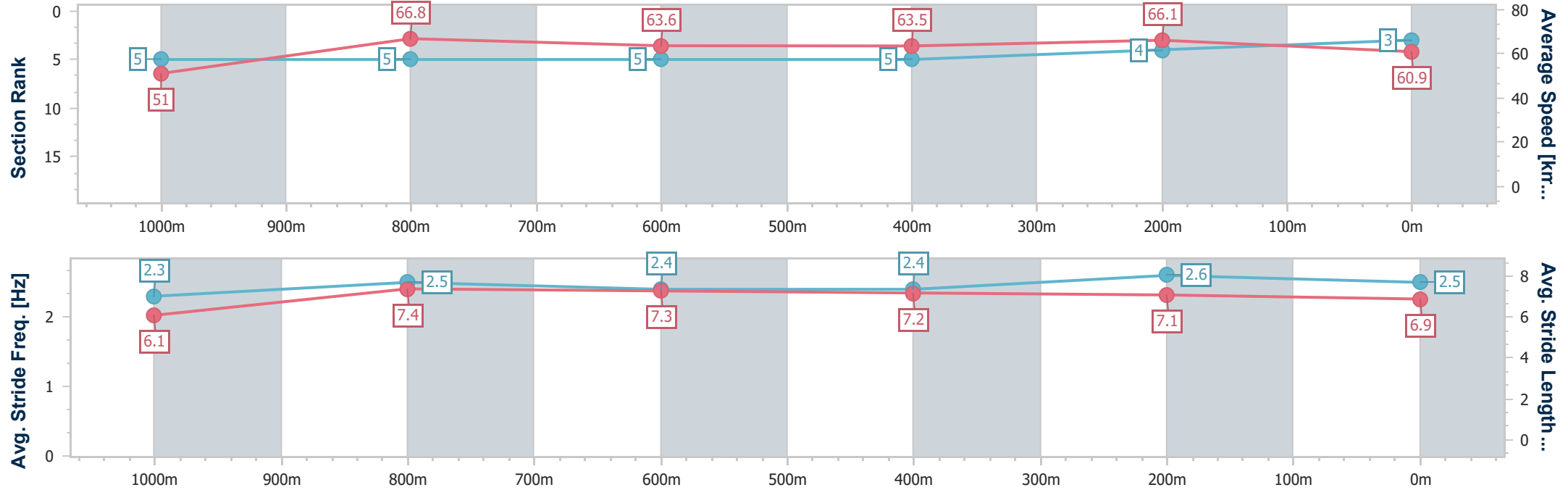


Eagle Farm QLD Professional
Race 2: LADBROKES CALCUTTA & LUNCHEON 13 JUNE QTIS
Three-Year-Old BENCHMARK 70 Handicap - 1200m
15 March 2025 - 11:03
Track Rating: Good 4, Weather: Fine, Rail Position: +4.5m Entire



BRISBANE
RACING CLUB

Section	Overall	1000m	800m	600m	400m	200m								
Section Times	1:10.31 [3] (0:14.15)	0:56.16 [5] (0:10.89)	0:45.27 [5] (0:11.28)	0:33.99 [5] (0:11.26)	0:22.73 [5] (0:10.89)	0:11.84 [4] (0:11.84)								
Average Speed [km/h]	51.0	66.8	63.6	63.5	66.1	60.9								
Top Speed [km/h]	65.4	67.3	65.3	66.8	67.5	64.1								
Avg. Dist. to Rail [m]	4.0	1.6	0.4	1.2	0.8	1.8								
Avg. Stride Freq. [Hz]	2.3	2.5	2.4	2.4	2.6	2.5								
Avg. Stride Length [m]	6.1	7.4	7.3	7.2	7.1	6.9								



[] Ranking at each section and finish
-.-.- No data available at this section
NA No data available



Horse/Jockey Name	Take A Bow
Final Rank	4
Fastest Section Time (Section)	0:10.83 (400m)
Top Speed [km/h] (Section)	67.9 (400m)
Race State	Finished

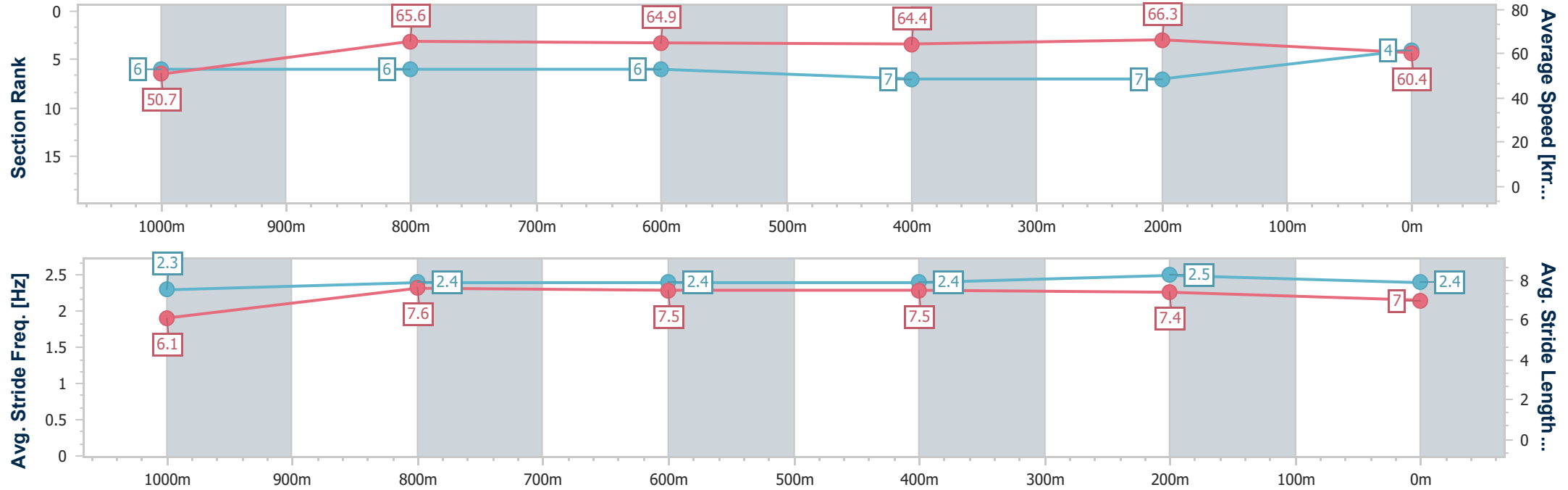


Eagle Farm QLD Professional
Race 2: LADBROKES CALCUTTA & LUNCHEON 13 JUNE QTIS
Three-Year-Old BENCHMARK 70 Handicap - 1200m
15 March 2025 - 11:03
Track Rating: Good 4, Weather: Fine, Rail Position: +4.5m Entire



BRISBANE
RACING CLUB

Section	Overall	1000m	800m	600m	400m	200m								
Section Times	1:10.45 [4] (0:14.24)	0:56.21 [6] (0:11.00)	0:45.21 [6] (0:11.22)	0:33.99 [6] (0:11.23)	0:22.76 [7] (0:10.83)	0:11.93 [7] (0:11.93)								
Average Speed [km/h]	50.7	65.6	64.9	64.4	66.3	60.4								
Top Speed [km/h]	63.9	67.8	67.3	67.1	67.9	63.6								
Avg. Dist. to Rail [m]	1.6	1.2	1.4	1.1	2.8	1.1								
Avg. Stride Freq. [Hz]	2.3	2.4	2.4	2.4	2.5	2.4								
Avg. Stride Length [m]	6.1	7.6	7.5	7.5	7.4	7.0								





Horse/Jockey Name	Durova
Final Rank	5
Fastest Section Time (Section)	0:10.83 (400m)
Top Speed [km/h] (Section)	67.8 (400m)
Race State	Finished

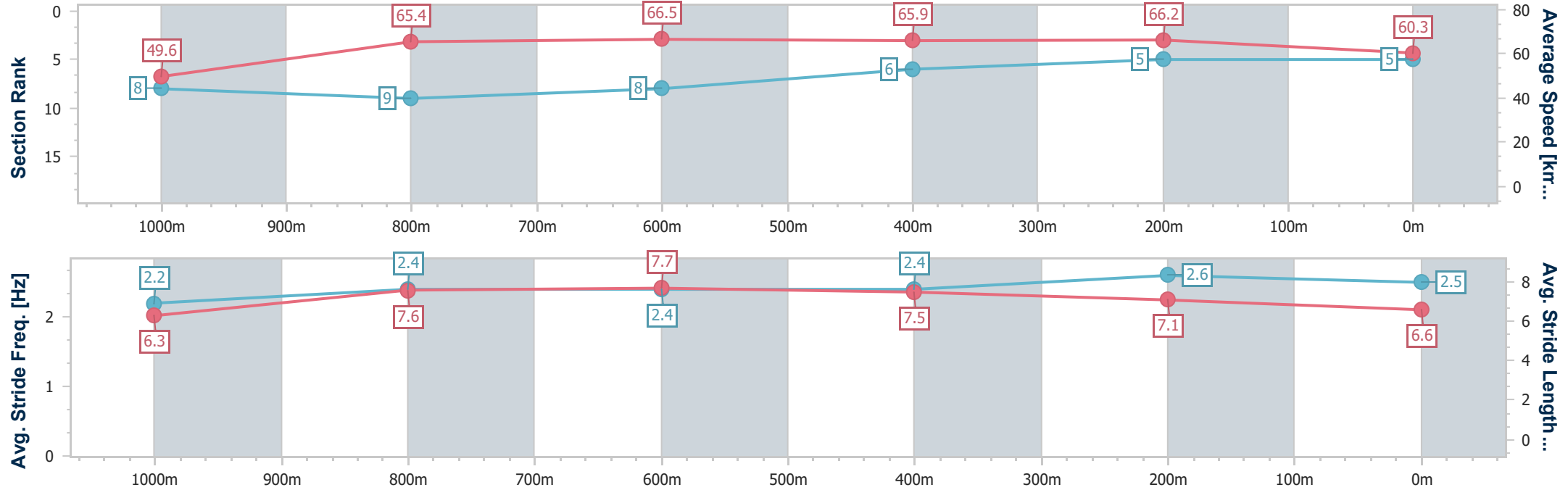


Eagle Farm QLD Professional
Race 2: LADBROKES CALCUTTA & LUNCHEON 13 JUNE QTIS
Three-Year-Old BENCHMARK 70 Handicap - 1200m
15 March 2025 - 11:03
Track Rating: Good 4, Weather: Fine, Rail Position: +4.5m Entire



BRISBANE
RACING CLUB

Section	Overall	1000m	800m	600m	400m	200m							
Section Times	1:10.46 [5] (0:14.60)	0:55.86 [8] (0:11.11)	0:44.75 [9] (0:10.95)	0:33.80 [8] (0:10.99)	0:22.81 [6] (0:10.83)	0:11.98 [5] (0:11.98)							
Average Speed [km/h]	49.6	65.4	66.5	65.9	66.2	60.3							
Top Speed [km/h]	62.1	67.5	67.6	67.4	67.8	64.4							
Avg. Dist. to Rail [m]	6.0	2.1	1.8	1.5	4.4	4.0							
Avg. Stride Freq. [Hz]	2.2	2.4	2.4	2.4	2.6	2.5							
Avg. Stride Length [m]	6.3	7.6	7.7	7.5	7.1	6.6							





Horse/Jockey Name	King Spirit
Final Rank	6
Fastest Section Time (Section)	0:10.93 (1000m)
Top Speed [km/h] (Section)	67.9 (1000m)
Race State	Finished

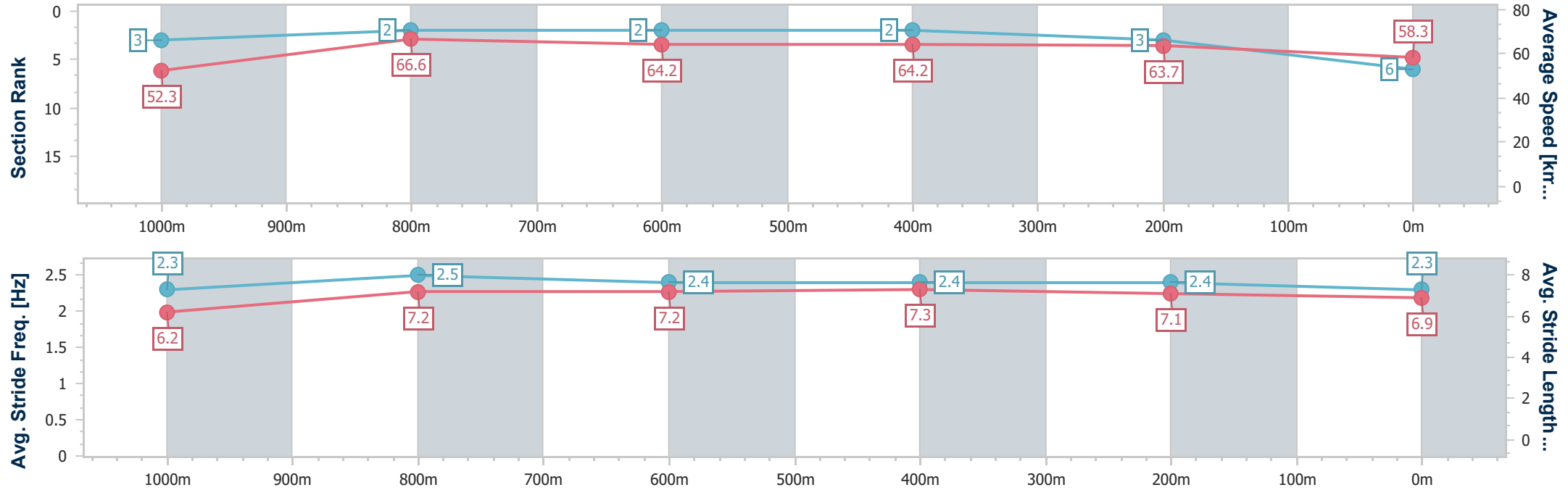


Eagle Farm QLD Professional
Race 2: LADBROKES CALCUTTA & LUNCHEON 13 JUNE QTIS
Three-Year-Old BENCHMARK 70 Handicap - 1200m
15 March 2025 - 11:03
Track Rating: Good 4, Weather: Fine, Rail Position: +4.5m Entire



BRISBANE
RACING CLUB

Section	Overall	1000m	800m	600m	400m	200m								
Section Times	1:10.67 [6] (0:13.80)	0:56.87 [3] (0:10.93)	0:45.94 [2] (0:11.20)	0:34.74 [2] (0:11.11)	0:23.63 [2] (0:11.31)	0:12.32 [3] (0:12.32)								
Average Speed [km/h]	52.3	66.6	64.2	64.2	63.7	58.3								
Top Speed [km/h]	66.1	67.9	65.2	65.3	65.3	61.4								
Avg. Dist. to Rail [m]	2.1	2.4	0.7	2.3	0.7	1.7								
Avg. Stride Freq. [Hz]	2.3	2.5	2.4	2.4	2.4	2.3								
Avg. Stride Length [m]	6.2	7.2	7.2	7.3	7.1	6.9								





Horse/Jockey Name	Ready Grey
Final Rank	7
Fastest Section Time (Section)	0:11.02 (1000m)
Top Speed [km/h] (Section)	66.9 (1000m)
Race State	Finished

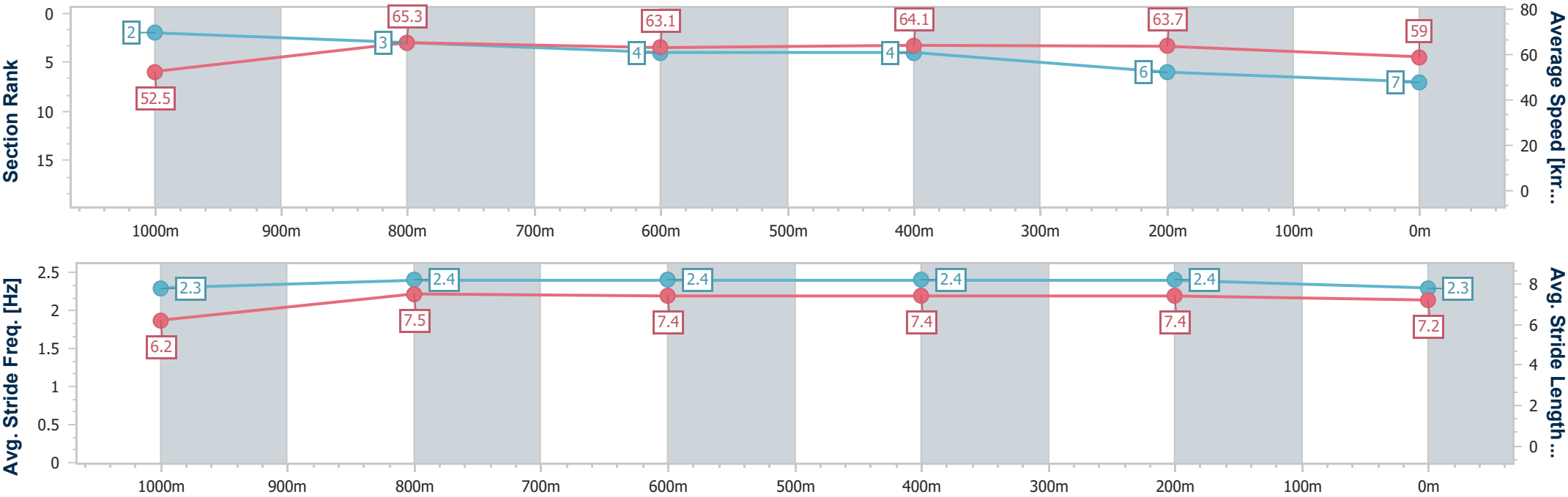


Eagle Farm QLD Professional
Race 2: LADBROKES CALCUTTA & LUNCHEON 13 JUNE QTIS
Three-Year-Old BENCHMARK 70 Handicap - 1200m
15 March 2025 - 11:03
Track Rating: Good 4, Weather: Fine, Rail Position: +4.5m Entire



BRISBANE
RACING CLUB

Section	Overall	1000m	800m	600m	400m	200m							
Section Times	1:10.70 [7] (0:13.73)	0:56.97 [2] (0:11.02)	0:45.95 [3] (0:11.36)	0:34.59 [4] (0:11.12)	0:23.47 [4] (0:11.27)	0:12.20 [6] (0:12.20)							
Average Speed [km/h]	52.5	65.3	63.1	64.1	63.7	59.0							
Top Speed [km/h]	65.1	66.9	65.0	65.0	65.1	62.3							
Avg. Dist. to Rail [m]	0.7	0.7	0.8	2.5	2.4	1.9							
Avg. Stride Freq. [Hz]	2.3	2.4	2.4	2.4	2.4	2.3							
Avg. Stride Length [m]	6.2	7.5	7.4	7.4	7.4	7.2							





Horse/Jockey Name	Bolshevic Road
Final Rank	8
Fastest Section Time (Section)	0:10.98 (800m)
Top Speed [km/h] (Section)	67.2 (1000m)
Race State	Finished

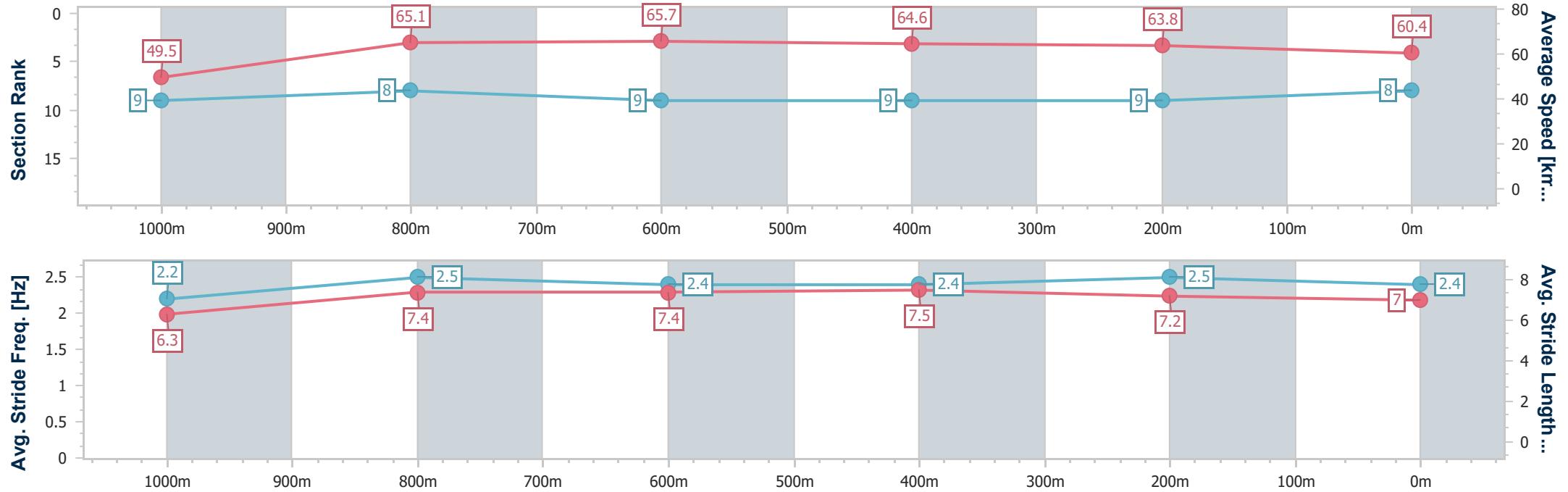


Eagle Farm QLD Professional
Race 2: LADBROKES CALCUTTA & LUNCHEON 13 JUNE QTIS
Three-Year-Old BENCHMARK 70 Handicap - 1200m
15 March 2025 - 11:03
Track Rating: Good 4, Weather: Fine, Rail Position: +4.5m Entire



BRISBANE
RACING CLUB

Section	Overall	1000m	800m	600m	400m	200m							
Section Times	1:11.05 [8] (0:14.61)	0:56.44 [9] (0:11.10)	0:45.34 [8] (0:10.98)	0:34.36 [9] (0:11.15)	0:23.21 [9] (0:11.27)	0:11.94 [9] (0:11.94)							
Average Speed [km/h]	49.5	65.1	65.7	64.6	63.8	60.4							
Top Speed [km/h]	62.6	67.2	67.0	65.4	65.0	63.1							
Avg. Dist. to Rail [m]	3.5	1.5	0.4	0.3	0.6	1.6							
Avg. Stride Freq. [Hz]	2.2	2.5	2.4	2.4	2.5	2.4							
Avg. Stride Length [m]	6.3	7.4	7.4	7.5	7.2	7.0							



[] Ranking at each section and finish
-.-.- No data available at this section
NA No data available



Horse/Jockey Name	Sunlight Majesty
Final Rank	9
Fastest Section Time (Section)	0:10.98 (1000m)
Top Speed [km/h] (Section)	69.3 (1000m)
Race State	Finished

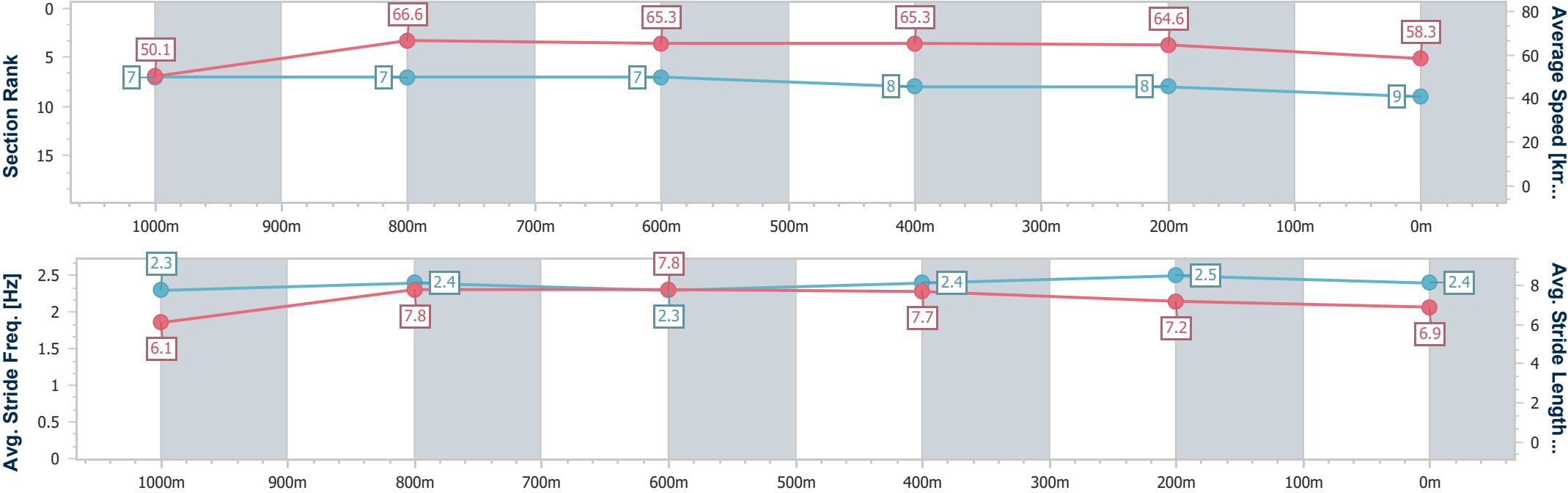


Eagle Farm QLD Professional
Race 2: LADBROKES CALCUTTA & LUNCHEON 13 JUNE QTIS
Three-Year-Old BENCHMARK 70 Handicap - 1200m
15 March 2025 - 11:03
Track Rating: Good 4, Weather: Fine, Rail Position: +4.5m Entire



BRISBANE
RACING CLUB

Section	Overall	1000m	800m	600m	400m	200m							
Section Times	1:11.25 [9] (0:14.37)	0:56.88 [7] (0:10.98)	0:45.90 [7] (0:11.21)	0:34.69 [7] (0:11.17)	0:23.52 [8] (0:11.17)	0:12.35 [8] (0:12.35)							
Average Speed [km/h]	50.1	66.6	65.3	65.3	64.6	58.3							
Top Speed [km/h]	64.7	69.3	68.2	66.4	65.8	63.4							
Avg. Dist. to Rail [m]	2.0	2.8	3.5	3.2	6.6	5.7							
Avg. Stride Freq. [Hz]	2.3	2.4	2.3	2.4	2.5	2.4							
Avg. Stride Length [m]	6.1	7.8	7.8	7.7	7.2	6.9							





Eagle Farm QLD Professional

Race 3: MOREE DESPERATES BENCHMARK 80 Handicap - 1820m

15 March 2025 - 11:38



BRISBANE
RACING CLUB

Track Rating: Good 4, Weather: Fine, Rail Position: +4.5m Entire

Section						Overall	1600m	1400m	1200m	1000m	800m	600m	Last 600m	
Field Times						1:50.50 (0:15.55)	1:34.95 (0:11.83)	1:23.12 (0:12.42)	1:10.70 (0:12.41)	0:58.29 (0:12.27)	0:46.02 (0:12.03)	0:33.99 (0:11.40)	0:33.99	
Rank	TAB	Horse/Jockey	Barrier	Top Speed [km/h]	Fastest Section									Distance Travelled [m]
1	14	KIPLING'S JOURNEY	2	66.7	0:10.94	1:50.50 [1]	1:34.76 [2]	1:22.83 [2]	1:10.52 [2]	0:58.15 [2]	0:45.91 [2]	0:33.95 [2]	0:33.95	
		Mark Du Plessis		400m	400m	(0:15.74)	(0:11.93)	(0:12.31)	(0:12.37)	(0:12.24)	(0:11.96)	(0:11.41)		
2	17	NAVAL SEAL	4	66.3	0:11.01	1:50.54 [2]	1:34.37 [4]	1:22.43 [4]	1:10.17 [4]	0:57.88 [4]	0:45.79 [3]	0:33.88 [3]	0:33.88 -6	
		Cody Collis		400m	400m	(0:16.17)	(0:11.94)	(0:12.26)	(0:12.29)	(0:12.09)	(0:11.91)	(0:11.33)		
3	15	GRINZINGER KNIGHT	1	65.9	0:11.04	1:50.60 [3]	1:35.05 [1]	1:23.22 [1]	1:10.80 [1]	0:58.39 [1]	0:46.12 [1]	0:34.09 [1]	0:34.09 -4	
		Emily Lang		400m	400m	(0:15.55)	(0:11.83)	(0:12.42)	(0:12.41)	(0:12.27)	(0:12.03)	(0:11.40)		
4	10	ANEMACORE	7	67.9	0:10.78	1:50.64 [4]	1:34.33 [5]	1:22.39 [5]	1:10.11 [5]	0:57.70 [5]	0:45.49 [6]	0:33.66 [6]	0:33.66 +2	
		Michael Rodd		400m	400m	(0:16.31)	(0:11.94)	(0:12.28)	(0:12.41)	(0:12.21)	(0:11.83)	(0:11.27)		
5	8	KORUTO	8	67.9	0:10.92	1:50.85 [5]	1:34.28 [7]	1:22.36 [6]	1:10.10 [7]	0:57.67 [7]	0:45.54 [7]	0:33.72 [7]	0:33.72 +2	
		Martin Harley		600m	400m	(0:16.57)	(0:11.92)	(0:12.26)	(0:12.43)	(0:12.13)	(0:11.82)	(0:11.36)		
6	5	YET HE MOVES	6	67.3	0:10.94	1:51.09 [6]	1:34.54 [6]	1:22.59 [7]	1:10.41 [6]	0:58.07 [6]	0:45.96 [5]	0:34.20 [5]	0:34.20 -4	
		Ryan Maloney		400m	400m	(0:16.55)	(0:11.95)	(0:12.18)	(0:12.34)	(0:12.11)	(0:11.76)	(0:11.38)		
7	13	AIMPOINT	5	66.4	0:11.13	1:51.09 [7]	1:35.10 [3]	1:23.17 [3]	1:10.82 [3]	0:58.46 [3]	0:46.24 [4]	0:34.41 [4]	0:34.41 +1	
		Cejay Graham		400m	400m	(0:15.99)	(0:11.93)	(0:12.35)	(0:12.36)	(0:12.22)	(0:11.83)	(0:11.38)		
8	12	SUPER CHILLED	10	66.8	0:10.97	1:51.11 [8]	1:33.92 [10]	1:21.90 [10]	1:09.88 [10]	0:57.50 [10]	0:45.59 [9]	0:33.82 [9]	0:33.82 -2	
		Damien Thornton		400m	400m	(0:17.19)	(0:12.02)	(0:12.02)	(0:12.38)	(0:11.91)	(0:11.77)	(0:11.12)		
9	9	OSTERMEIER	3	66.2	0:11.07	1:51.15 [9]	1:34.30 [8]	1:22.29 [8]	1:10.20 [8]	0:57.80 [8]	0:45.80 [8]	0:33.97 [8]	0:33.97 -6	
		Kirk Matheson		600m	400m	(0:16.85)	(0:12.01)	(0:12.09)	(0:12.40)	(0:12.00)	(0:11.83)	(0:11.27)		
10	7	NORTHERN DECREE	9	67.8	0:10.93	1:51.56 [10]	1:34.58 [9]	1:22.65 [9]	1:10.52 [9]	0:58.08 [9]	0:46.04 [9]	0:34.17 [10]	0:34.17 +2	
		Vlad Duric		400m	400m	(0:16.98)	(0:11.93)	(0:12.13)	(0:12.44)	(0:12.04)	(0:11.87)	(0:11.28)		

Scratched: Stuck With You (#2), Demon Darb (#20), Scarlet Prince (#18), Mahagoni (#1), Hyde (#3), Linthorpe Lad (#4), Caprice Des Dieux (#6), Tyndrum Gold (#11), Galifianakis (#16), Tavistorm (#19)

Report Created: Sat 15 March 2025 11:57 GMT+10 (Note: Timing is based on position data)

Page 1/12

[] Ranking at each section and finish
-:-:- No data available at this section
NA No data available

SCN Saddle cloth number
DNF Did not finish
DNT Did not track

data processed by  TRIPLES DATA



Eagle Farm QLD Professional

Race 3: MOREE DESPERATES BENCHMARK 80 Handicap - 1820m

15 March 2025 - 11:38



BRISBANE
RACING CLUB

Track Rating: Good 4, Weather: Fine, Rail Position: +4.5m Entire

Section		Field Times		400m		200m		Last 600m			
				0:22.59 (0:10.99)		0:11.60 (0:11.60)		0:33.99			
Rank	TAB	Horse/Jockey	Barrier	Top Speed [km/h]	Fastest Section			Margin			Distance Travelled [m]
1	14	KIPLING'S JOURNEY	2	66.7	0:10.94	0:22.54 [2]	0:11.60 [1]	1:50.50	0:33.95		
		Mark Du Plessis		400m	400m	(0:10.94)	(0:11.60)				
2	17	NAVAL SEAL	4	66.3	0:11.01	0:22.55 [3]	0:11.54 [3]	0.22L	0:33.88		-6
		Cody Collis		400m	400m	(0:11.01)	(0:11.54)				
3	15	GRINZINGER KNIGHT	1	65.9	0:11.04	0:22.69 [1]	0:11.65 [2]	0.55L	0:34.09		-4
		Emily Lang		400m	400m	(0:11.04)	(0:11.65)				
4	10	ANEMACORE	7	67.9	0:10.78	0:22.39 [5]	0:11.61 [4]	0.8L	0:33.66		+2
		Michael Rodd		400m	400m	(0:10.78)	(0:11.61)				
5	8	KORUTO	8	67.9	0:10.92	0:22.36 [9]	0:11.44 [8]	2.05L	0:33.72		+2
		Martin Harley		600m	400m	(0:10.92)	(0:11.44)				
6	5	YET HE MOVES	6	67.3	0:10.94	0:22.82 [6]	0:11.88 [6]	3.43L	0:34.20		-4
		Ryan Maloney		400m	400m	(0:10.94)	(0:11.88)				
7	13	AIMPOINT	5	66.4	0:11.13	0:23.03 [4]	0:11.90 [5]	3.47L	0:34.41		+1
		Cejay Graham		400m	400m	(0:11.13)	(0:11.90)				
8	12	SUPER CHILLED	10	66.8	0:10.97	0:22.70 [7]	0:11.73 [7]	3.57L	0:33.82		-2
		Damien Thornton		400m	400m	(0:10.97)	(0:11.73)				
9	9	OSTERMEIER	3	66.2	0:11.07	0:22.70 [8]	0:11.63 [9]	3.79L	0:33.97		-6
		Kirk Matheson		600m	400m	(0:11.07)	(0:11.63)				
10	7	NORTHERN DECREE	9	67.8	0:10.93	0:22.89 [10]	0:11.96 [10]	6.18L	0:34.17		+2
		Vlad Duric		400m	400m	(0:10.93)	(0:11.96)				

Scratched: Stuck With You (#2), Demon Darb (#20), Scarlet Prince (#18), Mahagoni (#1), Hyde (#3), Linthorpe Lad (#4), Caprice Des Dieux (#6), Tyndrum Gold (#11), Galifianakis (#16), Tavistorm (#19)

Report Created: Sat 15 March 2025 11:57 GMT+10 (Note: Timing is based on position data)

Page 2/12

[] Ranking at each section and finish
-:-:- No data available at this section
NA No data available

SCN Saddle cloth number
DNF Did not finish
DNT Did not track

data processed by  TRIPLESDATA



Horse/Jockey Name	Kipling's Journey
Final Rank	1
Fastest Section Time (Section)	0:10.94 (400m)
Top Speed [km/h] (Section)	66.7 (400m)
Race State	Finished

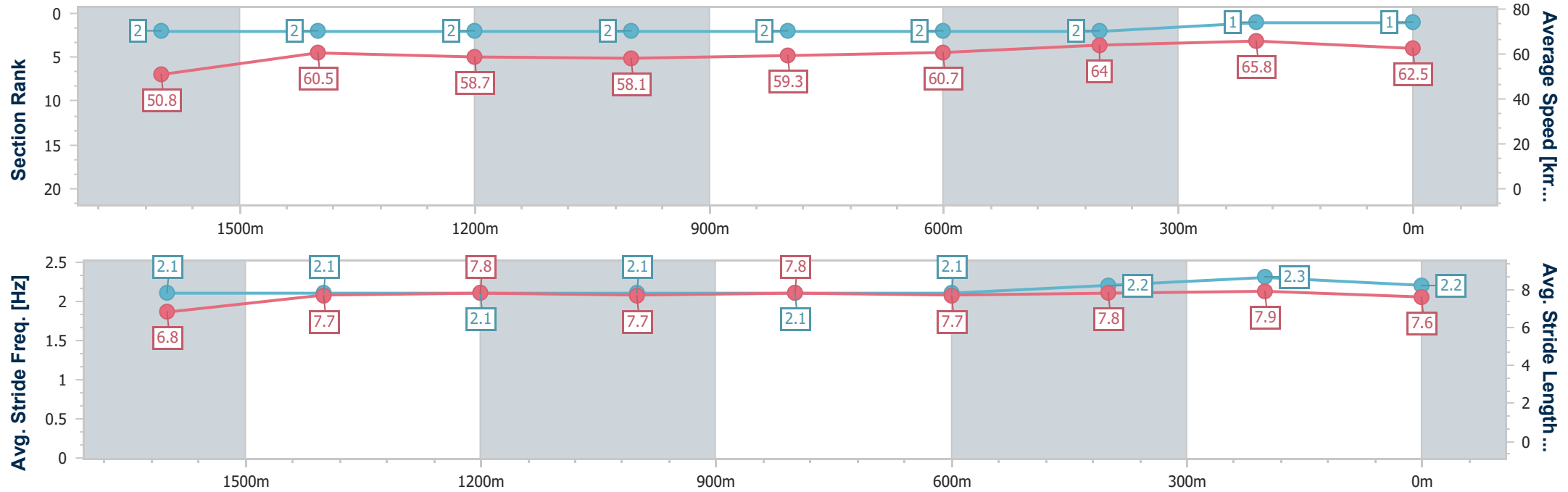


Eagle Farm QLD Professional
Race 3: MOREE DESPERATES BENCHMARK 80 Handicap - 1820m
15 March 2025 - 11:38
Track Rating: Good 4, Weather: Fine, Rail Position: +4.5m Entire



BRISBANE
RACING CLUB

Section	Overall	1600m	1400m	1200m	1000m	800m	600m	400m	200m				
Section Times	1:50.50 [1] (0:15.74)	1:34.76 [2] (0:11.93)	1:22.83 [2] (0:12.31)	1:10.52 [2] (0:12.37)	0:58.15 [2] (0:12.24)	0:45.91 [2] (0:11.96)	0:33.95 [2] (0:11.41)	0:22.54 [2] (0:10.94)	0:11.60 [1] (0:11.60)				
Average Speed [km/h]	50.8	60.5	58.7	58.1	59.3	60.7	64.0	65.8	62.5				
Top Speed [km/h]	60.6	61.3	60.4	59.0	60.5	61.4	66.3	66.7	64.4				
Avg. Dist. to Rail [m]	3.3	1.1	0.9	1.3	1.6	2.2	3.1	5.2	5.6				
Avg. Stride Freq. [Hz]	2.1	2.1	2.1	2.1	2.1	2.1	2.2	2.3	2.2				
Avg. Stride Length [m]	6.8	7.7	7.8	7.7	7.8	7.7	7.8	7.9	7.6				





Horse/Jockey Name	Naval Seal
Final Rank	2
Fastest Section Time (Section)	0:11.01 (400m)
Top Speed [km/h] (Section)	66.3 (400m)
Race State	Finished

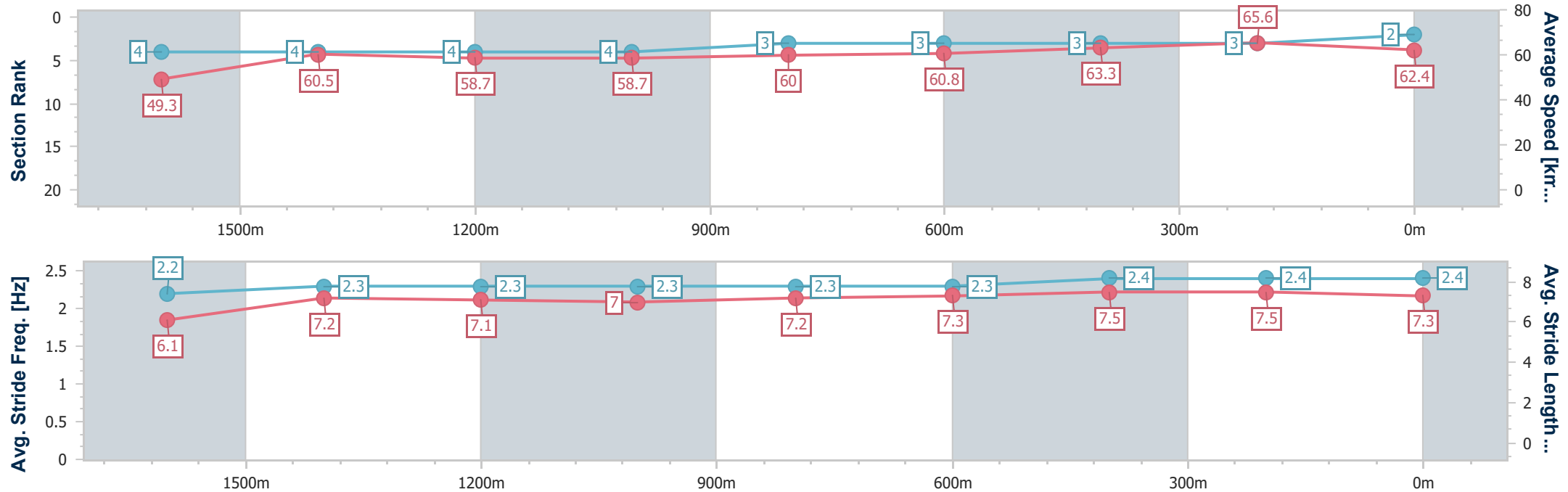


Eagle Farm QLD Professional
Race 3: MOREE DESPERATES BENCHMARK 80 Handicap - 1820m
15 March 2025 - 11:38
Track Rating: Good 4, Weather: Fine, Rail Position: +4.5m Entire



BRISBANE
RACING CLUB

Section	Overall	1600m	1400m	1200m	1000m	800m	600m	400m	200m				
Section Times	1:50.54 [2] (0:16.17)	1:34.37 [4] (0:11.94)	1:22.43 [4] (0:12.26)	1:10.17 [4] (0:12.29)	0:57.88 [4] (0:12.09)	0:45.79 [3] (0:11.91)	0:33.88 [3] (0:11.33)	0:22.55 [3] (0:11.01)	0:11.54 [3] (0:11.54)				
Average Speed [km/h]	49.3	60.5	58.7	58.7	60.0	60.8	63.3	65.6	62.4				
Top Speed [km/h]	59.4	61.7	60.6	60.9	60.6	61.4	65.6	66.3	65.1				
Avg. Dist. to Rail [m]	3.5	0.6	0.7	1.5	1.4	0.8	0.2	0.4	0.3				
Avg. Stride Freq. [Hz]	2.2	2.3	2.3	2.3	2.3	2.3	2.4	2.4	2.4				
Avg. Stride Length [m]	6.1	7.2	7.1	7.0	7.2	7.3	7.5	7.5	7.3				



[] Ranking at each section and finish
-.-.- No data available at this section
NA No data available



Horse/Jockey Name	Grinzing Knight
Final Rank	3
Fastest Section Time (Section)	0:11.04 (400m)
Top Speed [km/h] (Section)	65.9 (400m)
Race State	Finished

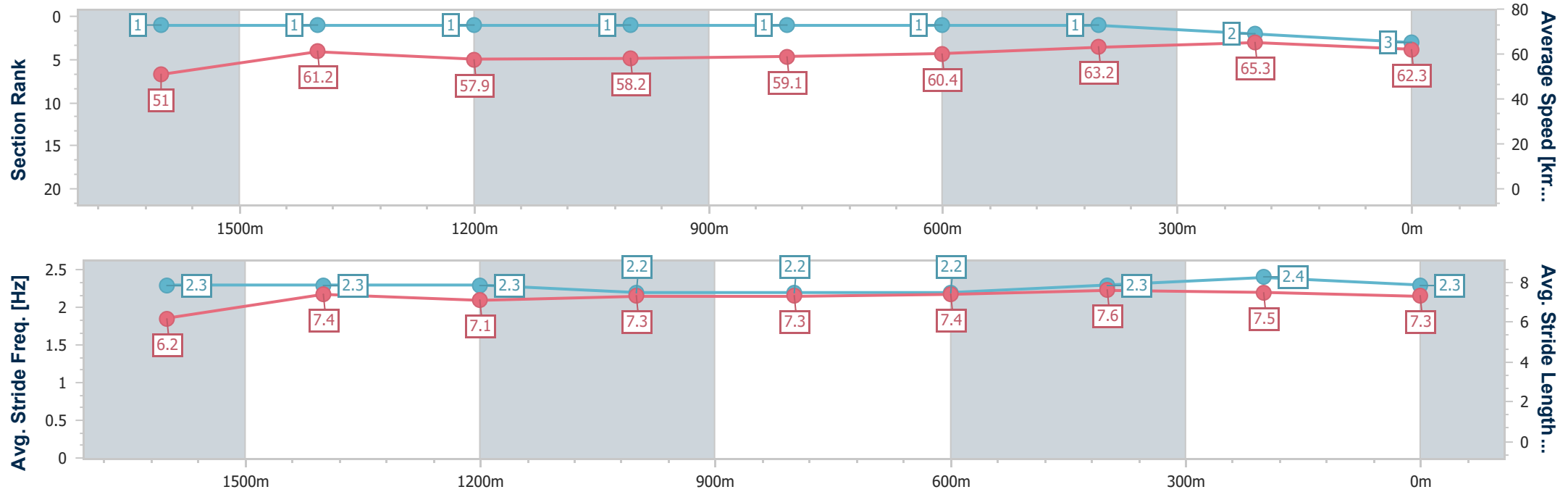


Eagle Farm QLD Professional
Race 3: MOREE DESPERATES BENCHMARK 80 Handicap - 1820m
15 March 2025 - 11:38
Track Rating: Good 4, Weather: Fine, Rail Position: +4.5m Entire



BRISBANE
RACING CLUB

Section	Overall	1600m	1400m	1200m	1000m	800m	600m	400m	200m				
Section Times	1:50.60 [3] (0:15.55)	1:35.05 [1] (0:11.83)	1:23.22 [1] (0:12.42)	1:10.80 [1] (0:12.41)	0:58.39 [1] (0:12.27)	0:46.12 [1] (0:12.03)	0:34.09 [1] (0:11.40)	0:22.69 [1] (0:11.04)	0:11.65 [2] (0:11.65)				
Average Speed [km/h]	51.0	61.2	57.9	58.2	59.1	60.4	63.2	65.3	62.3				
Top Speed [km/h]	62.2	62.1	60.0	58.7	60.4	61.3	65.2	65.9	64.3				
Avg. Dist. to Rail [m]	2.3	1.0	0.6	1.7	1.7	1.4	0.3	0.7	1.4				
Avg. Stride Freq. [Hz]	2.3	2.3	2.3	2.2	2.2	2.2	2.3	2.4	2.3				
Avg. Stride Length [m]	6.2	7.4	7.1	7.3	7.3	7.4	7.6	7.5	7.3				



[] Ranking at each section and finish
-.-.- No data available at this section
NA No data available



Horse/Jockey Name	Anemacore
Final Rank	4
Fastest Section Time (Section)	0:10.78 (400m)
Top Speed [km/h] (Section)	67.9 (400m)
Race State	Finished

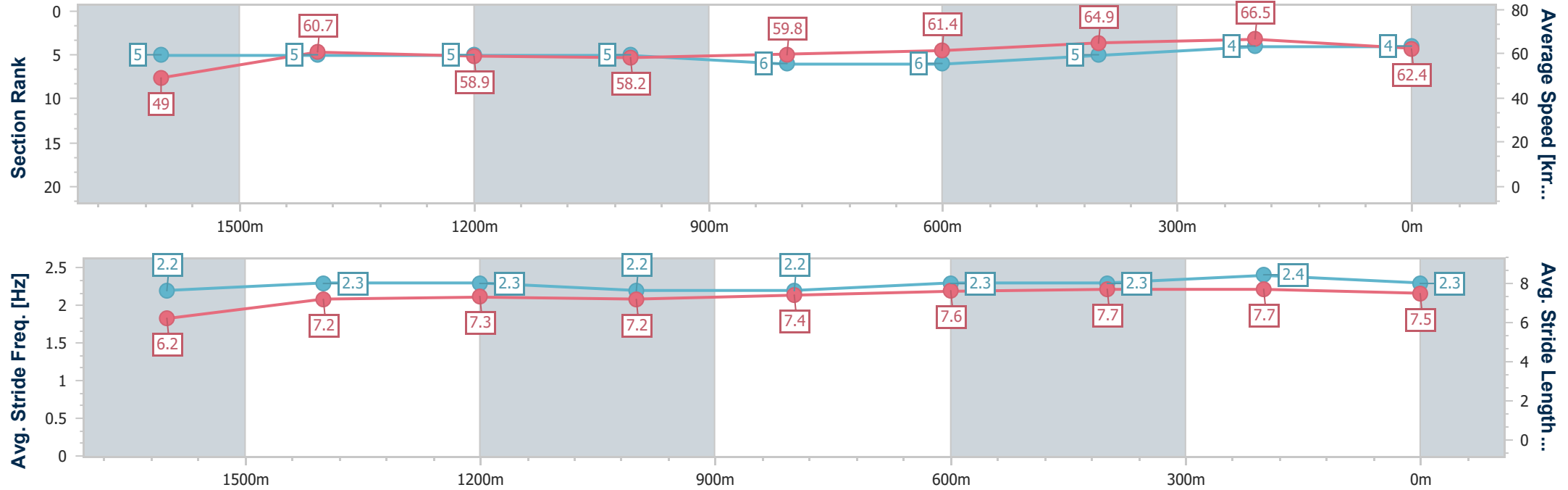


Eagle Farm QLD Professional
Race 3: MOREE DESPERATES BENCHMARK 80 Handicap - 1820m
15 March 2025 - 11:38
Track Rating: Good 4, Weather: Fine, Rail Position: +4.5m Entire



BRISBANE
RACING CLUB

Section	Overall	1600m	1400m	1200m	1000m	800m	600m	400m	200m				
Section Times	1:50.64 [4] (0:16.31)	1:34.33 [5] (0:11.94)	1:22.39 [5] (0:12.28)	1:10.11 [5] (0:12.41)	0:57.70 [5] (0:12.21)	0:45.49 [6] (0:11.83)	0:33.66 [6] (0:11.27)	0:22.39 [5] (0:10.78)	0:11.61 [4] (0:11.61)				
Average Speed [km/h]	49.0	60.7	58.9	58.2	59.8	61.4	64.9	66.5	62.4				
Top Speed [km/h]	59.3	61.6	60.9	59.0	61.1	62.8	67.1	67.9	66.7				
Avg. Dist. to Rail [m]	5.1	2.4	2.6	3.2	2.7	2.4	2.6	5.5	5.9				
Avg. Stride Freq. [Hz]	2.2	2.3	2.3	2.2	2.2	2.3	2.3	2.4	2.3				
Avg. Stride Length [m]	6.2	7.2	7.3	7.2	7.4	7.6	7.7	7.7	7.5				





Horse/Jockey Name	Koruto
Final Rank	5
Fastest Section Time (Section)	0:10.92 (400m)
Top Speed [km/h] (Section)	67.9 (600m)
Race State	Finished

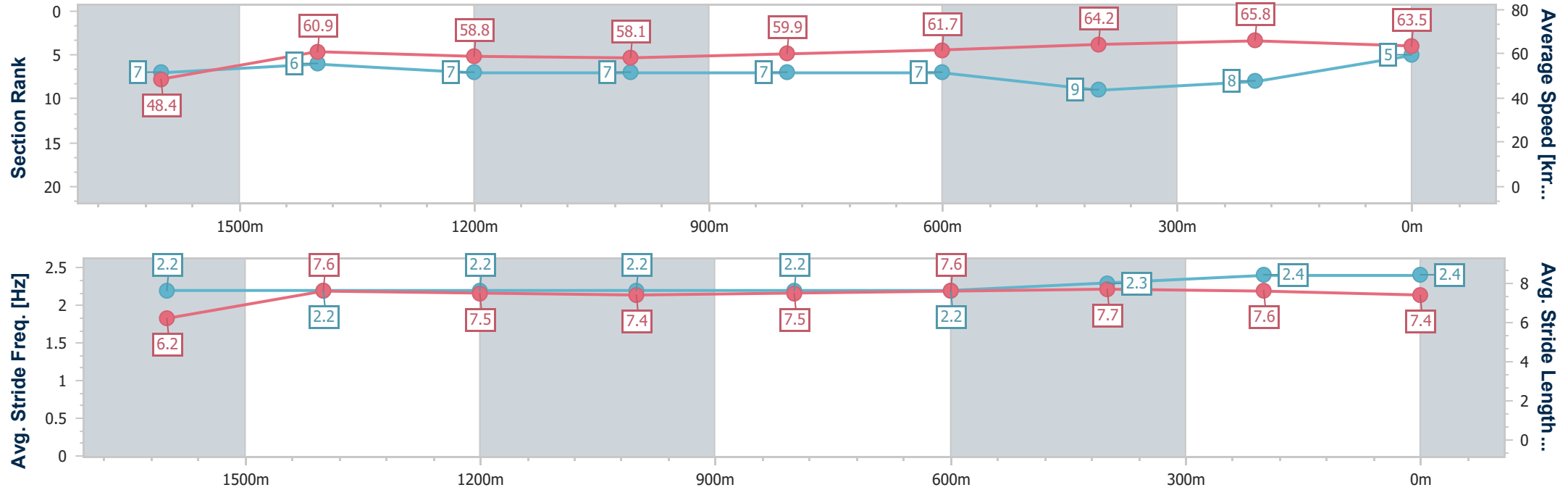


Eagle Farm QLD Professional
Race 3: MOREE DESPERATES BENCHMARK 80 Handicap - 1820m
15 March 2025 - 11:38
Track Rating: Good 4, Weather: Fine, Rail Position: +4.5m Entire



BRISBANE
RACING CLUB

Section	Overall	1600m	1400m	1200m	1000m	800m	600m	400m	200m				
Section Times	1:50.85 [5] (0:16.57)	1:34.28 [7] (0:11.92)	1:22.36 [6] (0:12.26)	1:10.10 [7] (0:12.43)	0:57.67 [7] (0:12.13)	0:45.54 [7] (0:11.82)	0:33.72 [7] (0:11.36)	0:22.36 [9] (0:10.92)	0:11.44 [8] (0:11.44)				
Average Speed [km/h]	48.4	60.9	58.8	58.1	59.9	61.7	64.2	65.8	63.5				
Top Speed [km/h]	59.7	61.9	61.6	59.2	61.5	63.1	67.9	67.8	64.8				
Avg. Dist. to Rail [m]	6.1	1.4	1.6	2.3	2.1	2.4	2.7	5.2	6.6				
Avg. Stride Freq. [Hz]	2.2	2.2	2.2	2.2	2.2	2.2	2.3	2.4	2.4				
Avg. Stride Length [m]	6.2	7.6	7.5	7.4	7.5	7.6	7.7	7.6	7.4				





Horse/Jockey Name	Yet He Moves
Final Rank	6
Fastest Section Time (Section)	0:10.94 (400m)
Top Speed [km/h] (Section)	67.3 (400m)
Race State	Finished

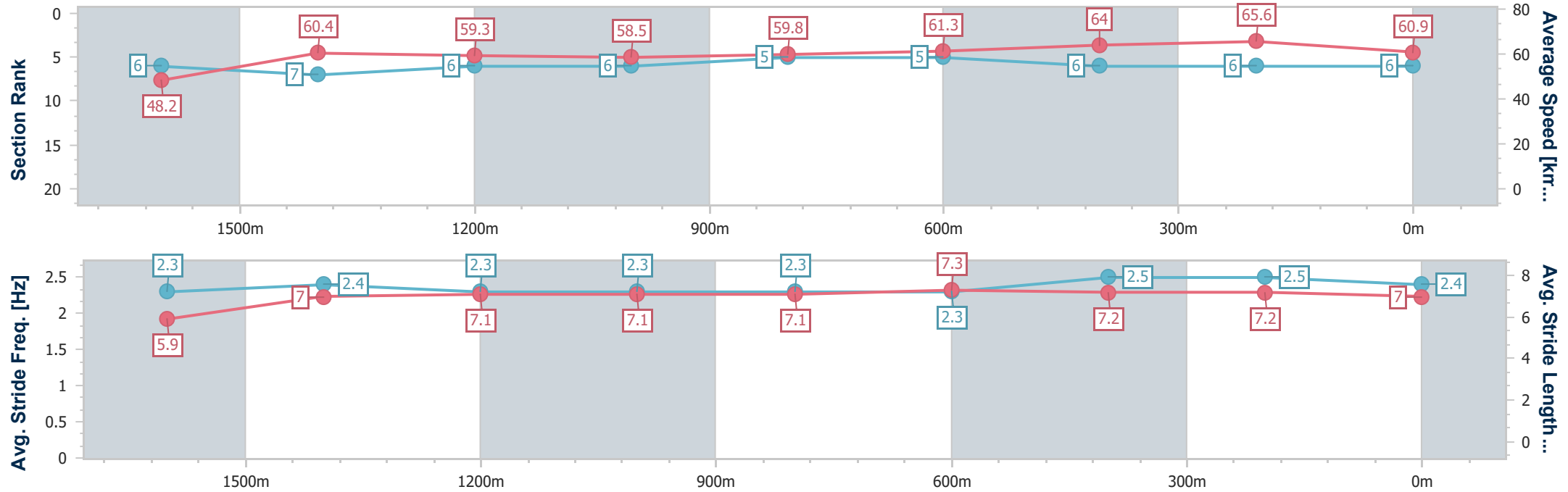


Eagle Farm QLD Professional
Race 3: MOREE DESPERATES BENCHMARK 80 Handicap - 1820m
15 March 2025 - 11:38
Track Rating: Good 4, Weather: Fine, Rail Position: +4.5m Entire



BRISBANE
RACING CLUB

Section	Overall	1600m	1400m	1200m	1000m	800m	600m	400m	200m				
Section Times	1:51.09 [6] (0:16.55)	1:34.54 [6] (0:11.95)	1:22.59 [7] (0:12.18)	1:10.41 [6] (0:12.34)	0:58.07 [6] (0:12.11)	0:45.96 [5] (0:11.76)	0:34.20 [5] (0:11.38)	0:22.82 [6] (0:10.94)	0:11.88 [6] (0:11.88)				
Average Speed [km/h]	48.2	60.4	59.3	58.5	59.8	61.3	64.0	65.6	60.9				
Top Speed [km/h]	59.0	61.9	61.4	58.8	61.2	62.4	66.4	67.3	63.5				
Avg. Dist. to Rail [m]	4.4	0.8	0.9	2.0	1.5	0.7	2.1	3.7	4.5				
Avg. Stride Freq. [Hz]	2.3	2.4	2.3	2.3	2.3	2.3	2.5	2.5	2.4				
Avg. Stride Length [m]	5.9	7.0	7.1	7.1	7.1	7.3	7.2	7.2	7.0				





Horse/Jockey Name	Aimpoint
Final Rank	7
Fastest Section Time (Section)	0:11.13 (400m)
Top Speed [km/h] (Section)	66.4 (400m)
Race State	Finished

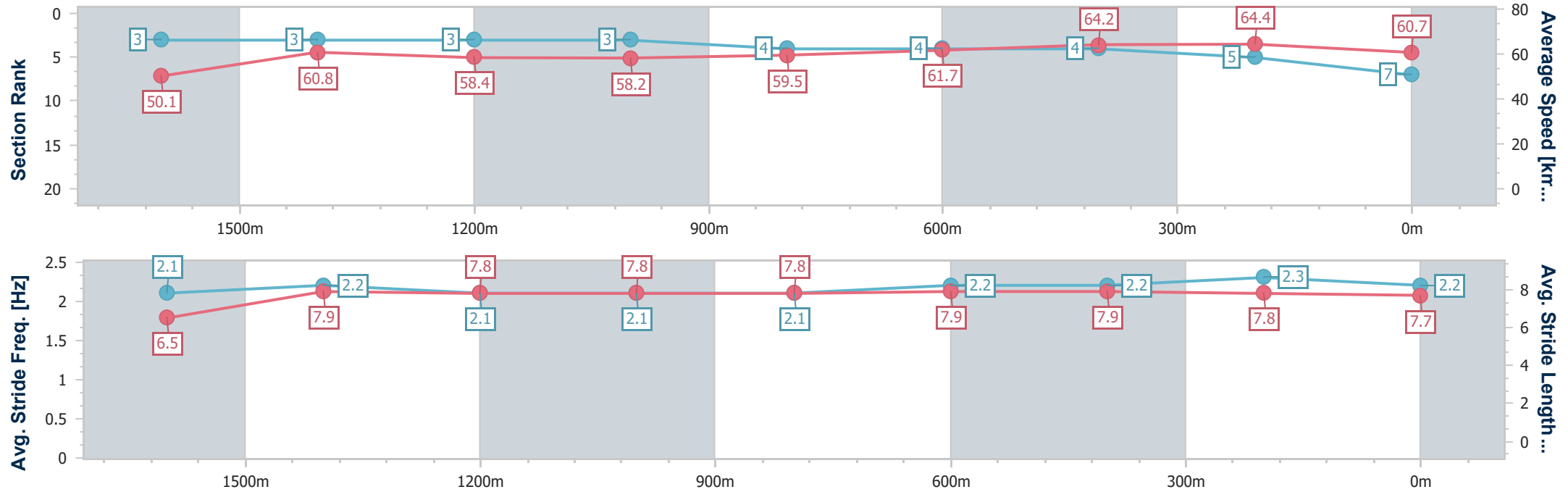


Eagle Farm QLD Professional
Race 3: MOREE DESPERATES BENCHMARK 80 Handicap - 1820m
15 March 2025 - 11:38
Track Rating: Good 4, Weather: Fine, Rail Position: +4.5m Entire



BRISBANE
RACING CLUB

Section	Overall	1600m	1400m	1200m	1000m	800m	600m	400m	200m				
Section Times	1:51.09 [7] (0:15.99)	1:35.10 [3] (0:11.93)	1:23.17 [3] (0:12.35)	1:10.82 [3] (0:12.36)	0:58.46 [3] (0:12.22)	0:46.24 [4] (0:11.83)	0:34.41 [4] (0:11.38)	0:23.03 [4] (0:11.13)	0:11.90 [5] (0:11.90)				
Average Speed [km/h]	50.1	60.8	58.4	58.2	59.5	61.7	64.2	64.4	60.7				
Top Speed [km/h]	60.1	61.1	60.0	58.7	60.7	62.4	66.3	66.4	63.0				
Avg. Dist. to Rail [m]	4.6	1.6	2.0	2.7	2.5	2.7	2.6	3.9	5.1				
Avg. Stride Freq. [Hz]	2.1	2.2	2.1	2.1	2.1	2.2	2.2	2.3	2.2				
Avg. Stride Length [m]	6.5	7.9	7.8	7.8	7.8	7.9	7.9	7.8	7.7				





Horse/Jockey Name	Super Chilled
Final Rank	8
Fastest Section Time (Section)	0:10.97 (400m)
Top Speed [km/h] (Section)	66.8 (400m)
Race State	Finished

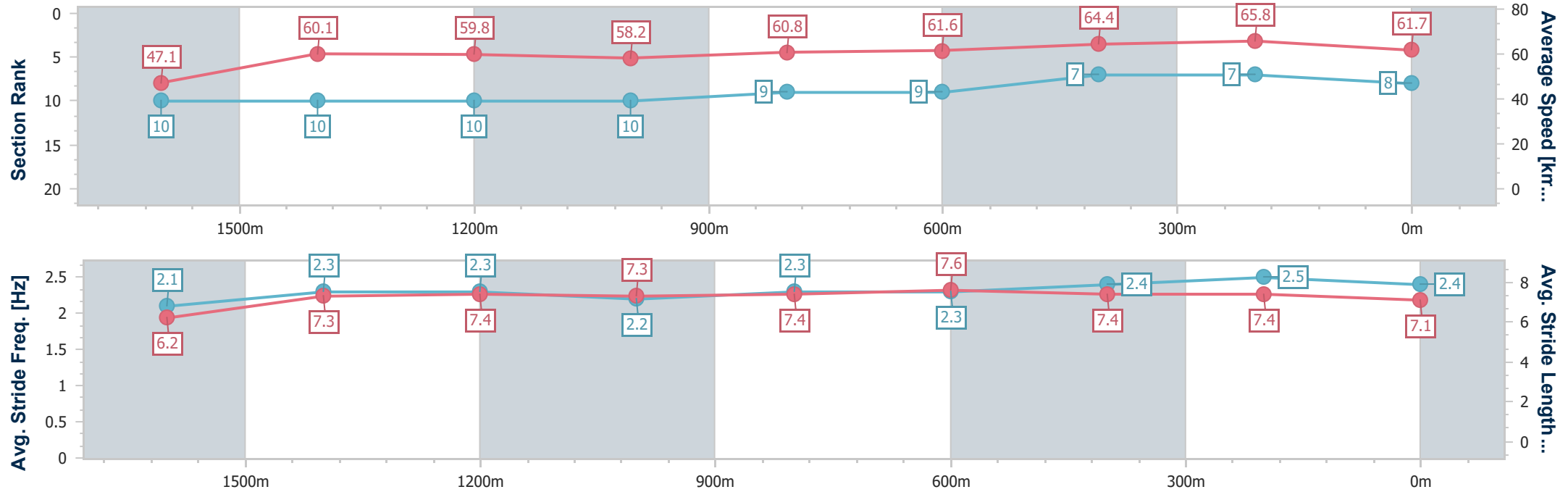


Eagle Farm QLD Professional
Race 3: MOREE DESPERATES BENCHMARK 80 Handicap - 1820m
15 March 2025 - 11:38
Track Rating: Good 4, Weather: Fine, Rail Position: +4.5m Entire



BRISBANE
RACING CLUB

Section	Overall	1600m	1400m	1200m	1000m	800m	600m	400m	200m				
Section Times	1:51.11 [8] (0:17.19)	1:33.92 [10] (0:12.02)	1:21.90 [10] (0:12.02)	1:09.88 [10] (0:12.38)	0:57.50 [10] (0:11.91)	0:45.59 [9] (0:11.77)	0:33.82 [9] (0:11.12)	0:22.70 [7] (0:10.97)	0:11.73 [7] (0:11.73)				
Average Speed [km/h]	47.1	60.1	59.8	58.2	60.8	61.6	64.4	65.8	61.7				
Top Speed [km/h]	57.8	61.6	61.7	60.0	62.8	63.0	65.8	66.8	63.4				
Avg. Dist. to Rail [m]	8.1	0.4	0.9	1.7	1.4	1.0	0.6	1.2	1.4				
Avg. Stride Freq. [Hz]	2.1	2.3	2.3	2.2	2.3	2.3	2.4	2.5	2.4				
Avg. Stride Length [m]	6.2	7.3	7.4	7.3	7.4	7.6	7.4	7.4	7.1				





Horse/Jockey Name	Ostermeier
Final Rank	9
Fastest Section Time (Section)	0:11.07 (400m)
Top Speed [km/h] (Section)	66.2 (600m)
Race State	Finished

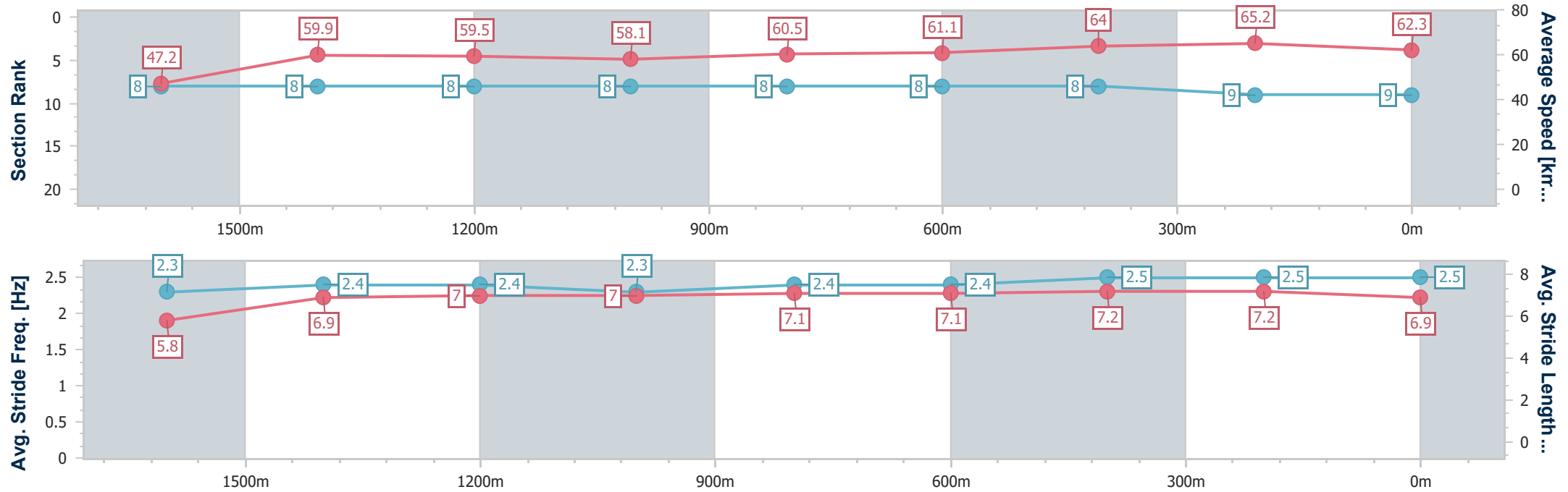


Eagle Farm QLD Professional
Race 3: MOREE DESPERATES BENCHMARK 80 Handicap - 1820m
15 March 2025 - 11:38
Track Rating: Good 4, Weather: Fine, Rail Position: +4.5m Entire



BRISBANE
RACING CLUB

Section	Overall	1600m	1400m	1200m	1000m	800m	600m	400m	200m				
Section Times	1:51.15 [9] (0:16.85)	1:34.30 [8] (0:12.01)	1:22.29 [8] (0:12.09)	1:10.20 [8] (0:12.40)	0:57.80 [8] (0:12.00)	0:45.80 [8] (0:11.83)	0:33.97 [8] (0:11.27)	0:22.70 [8] (0:11.07)	0:11.63 [9] (0:11.63)				
Average Speed [km/h]	47.2	59.9	59.5	58.1	60.5	61.1	64.0	65.2	62.3				
Top Speed [km/h]	59.3	61.6	61.7	59.8	62.3	62.2	66.2	66.0	64.1				
Avg. Dist. to Rail [m]	2.8	0.2	0.4	1.3	1.5	1.2	0.4	2.8	3.2				
Avg. Stride Freq. [Hz]	2.3	2.4	2.4	2.3	2.4	2.4	2.5	2.5	2.5				
Avg. Stride Length [m]	5.8	6.9	7.0	7.0	7.1	7.1	7.2	7.2	6.9				





Horse/Jockey Name	Northern Decree
Final Rank	10
Fastest Section Time (Section)	0:10.93 (400m)
Top Speed [km/h] (Section)	67.8 (400m)
Race State	Finished

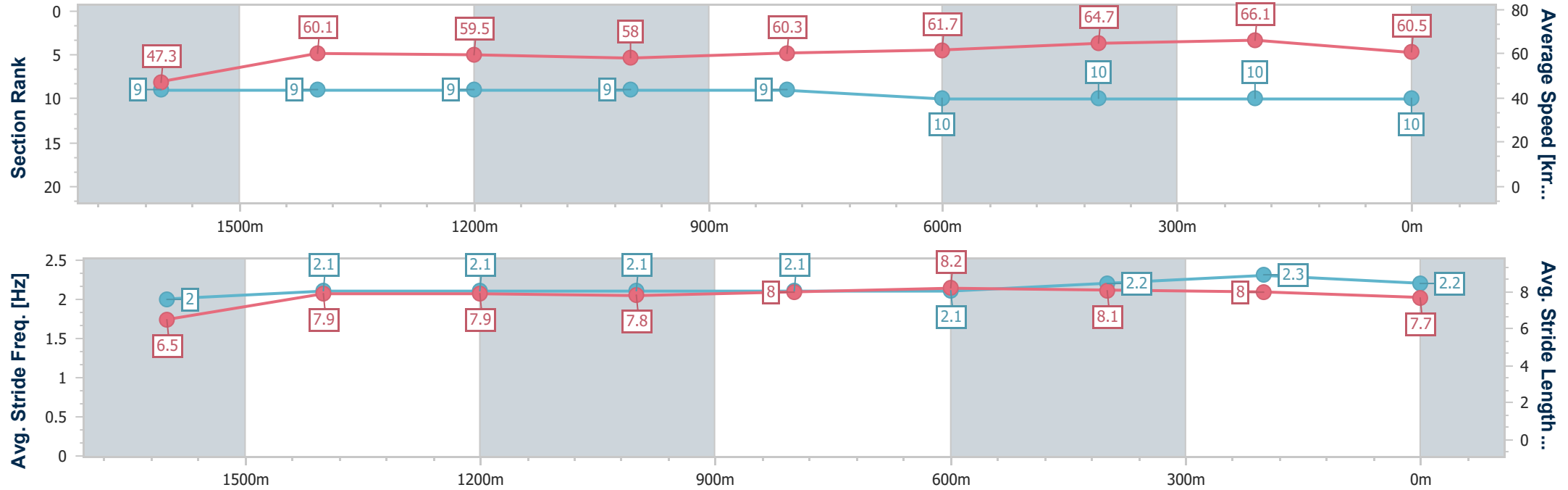


Eagle Farm QLD Professional
Race 3: MOREE DESPERATES BENCHMARK 80 Handicap - 1820m
15 March 2025 - 11:38
Track Rating: Good 4, Weather: Fine, Rail Position: +4.5m Entire



BRISBANE
RACING CLUB

Section	Overall	1600m	1400m	1200m	1000m	800m	600m	400m	200m				
Section Times	1:51.56 [10] (0:16.98)	1:34.58 [9] (0:11.93)	1:22.65 [9] (0:12.13)	1:10.52 [9] (0:12.44)	0:58.08 [9] (0:12.04)	0:46.04 [9] (0:11.87)	0:34.17 [10] (0:11.28)	0:22.89 [10] (0:10.93)	0:11.96 [10] (0:11.96)				
Average Speed [km/h]	47.3	60.1	59.5	58.0	60.3	61.7	64.7	66.1	60.5				
Top Speed [km/h]	59.0	62.3	62.7	59.1	62.7	64.0	67.5	67.8	63.6				
Avg. Dist. to Rail [m]	6.3	0.2	0.4	1.5	2.0	3.3	3.7	6.1	5.4				
Avg. Stride Freq. [Hz]	2.0	2.1	2.1	2.1	2.1	2.1	2.2	2.3	2.2				
Avg. Stride Length [m]	6.5	7.9	7.9	7.8	8.0	8.2	8.1	8.0	7.7				





Eagle Farm QLD Professional

Race 4: SKY RACING BENCHMARK 78 Handicap - 1400m

15 March 2025 - 12:14



BRISBANE
RACING CLUB

Track Rating: Good 4, Weather: Fine, Rail Position: +4.5m Entire

Section						Overall	1200m	1000m	800m	600m	400m	Last 600m	
Field Times						1:23.18 (0:14.04)	1:09.14 (0:11.17)	0:57.97 (0:12.09)	0:45.88 (0:12.07)	0:33.81 (0:11.38)	0:22.43 (0:10.94)	0:33.81	
Rank	TAB	Horse/Jockey	Barrier	Top Speed [km/h]	Fastest Section								Distance Travelled [m]
1	1	SPACE TRACKER	2	67.8	0:10.72	1:23.18 [1]	1:09.14 [2]	0:57.71 [3]	0:45.60 [3]	0:33.55 [3]	0:22.21 [3]	0:33.55	
		Dan McGillivray		400m	400m	(0:14.04)	(0:11.43)	(0:12.11)	(0:12.05)	(0:11.34)	(0:10.72)		
2	7	IMATRUESTAR	7	69.7	0:10.58	1:23.22 [2]	1:08.25 [11]	0:56.70 [11]	0:44.81 [11]	0:32.86 [11]	0:21.85 [8]	0:32.86 -1	
		Robbie Dolan		400m	400m	(0:14.97)	(0:11.55)	(0:11.89)	(0:11.95)	(0:11.01)	(0:10.58)		
3	4	AMICUS CURIAE	8	67.6	0:10.96	1:23.34 [3]	1:09.27 [3]	0:58.13 [1]	0:46.04 [1]	0:33.97 [1]	0:22.59 [1]	0:33.97 +1	
		Courtney Bellamy		1200m	400m	(0:14.07)	(0:11.14)	(0:12.09)	(0:12.07)	(0:11.38)	(0:10.96)		
4	9	TREPORTI	11	67.9	0:10.81	1:23.35 [4]	1:09.31 [1]	0:57.96 [2]	0:45.79 [2]	0:33.75 [2]	0:22.42 [2]	0:33.75 +5	
		Emily Lang		400m	400m	(0:14.04)	(0:11.35)	(0:12.17)	(0:12.04)	(0:11.33)	(0:10.81)		
5	10	VOLCANIC LOVE	1	67.6	0:10.88	1:23.64 [5]	1:09.24 [6]	0:57.89 [5]	0:45.79 [6]	0:33.71 [4]	0:22.50 [4]	0:33.71 -1	
		Robbie Downey		400m	400m	(0:14.40)	(0:11.35)	(0:12.10)	(0:12.08)	(0:11.21)	(0:10.88)		
6	3	VICTORY WIN	5	68.6	0:10.75	1:23.71 [6]	1:09.40 [5]	0:57.57 [7]	0:45.57 [9]	0:33.47 [9]	0:22.24 [10]	0:33.47 +6	
		Ryan Maloney		400m	400m	(0:14.31)	(0:11.83)	(0:12.00)	(0:12.10)	(0:11.23)	(0:10.75)		
7	13	MOKTAFFY	4	67.3	0:10.89	1:23.73 [7]	1:09.57 [4]	0:58.11 [4]	0:45.99 [4]	0:33.80 [4]	0:22.52 [5]	0:33.80 +1	
		Justin Huxtable		400m	400m	(0:14.16)	(0:11.46)	(0:12.12)	(0:12.19)	(0:11.28)	(0:10.89)		
8	18	NOBLE CONQUEROR	6	67.9	0:10.84	1:23.92 [8]	1:09.19 [10]	0:57.66 [8]	0:45.86 [7]	0:33.79 [8]	0:22.54 [9]	0:33.79 -1	
		Ron Stewart		400m	400m	(0:14.73)	(0:11.53)	(0:11.80)	(0:12.07)	(0:11.25)	(0:10.84)		
9	17	UNTIL VALHALLA	10	67.9	0:10.84	1:24.20 [9]	1:09.76 [7]	0:57.79 [10]	0:45.89 [10]	0:33.94 [10]	0:22.69 [11]	0:33.94 +6	
		Kyle Wilson-Taylor		400m	400m	(0:14.44)	(0:11.97)	(0:11.90)	(0:11.95)	(0:11.25)	(0:10.84)		
10	12	HANG FIVE	3	67.7	0:10.87	1:24.32 [10]	1:09.73 [9]	0:58.42 [6]	0:46.51 [5]	0:34.38 [6]	0:22.99 [7]	0:34.38 +11	
		Luke Dempsey		400m	400m	(0:14.59)	(0:11.31)	(0:11.91)	(0:12.13)	(0:11.39)	(0:10.87)		

Scratched: Toesonthenose (#6), Hellavadancer (#5), Ready For Anything (#8), Cadetship (#2), Centrestone (#15), Chief Witness (#19), Vincenzo (#20), Typhoon Tip (#21), Prime Asset (#11), Red Defcon (#16)

Report Created: Sat 15 March 2025 12:24 GMT+10 (Note: Timing is based on position data)

Page 1/15

[] Ranking at each section and finish
-:-:- No data available at this section
NA No data available

SCN Saddle cloth number
DNF Did not finish
DNT Did not track

data processed by  TRIPLESDATA



Eagle Farm QLD Professional

Race 4: SKY RACING BENCHMARK 78 Handicap - 1400m

15 March 2025 - 12:14



BRISBANE
RACING CLUB

Track Rating: Good 4, Weather: Fine, Rail Position: +4.5m Entire

Section					Overall	1200m	1000m	800m	600m	400m	Last 600m		
Field Times					1:23.18 (0:14.04)	1:09.14 (0:11.17)	0:57.97 (0:12.09)	0:45.88 (0:12.07)	0:33.81 (0:11.38)	0:22.43 (0:10.94)	0:33.81		
Rank	TAB	Horse/Jockey	Barrier	Top Speed [km/h]	Fastest Section								Distance Travelled [m]
11	14	TAVIS TOWN	9	66.7	0:11.24	1:24.91 [11]	1:10.45 [8]	0:58.64 [9]	0:46.84 [8]	0:34.96 [7]	0:23.63 [6]	0:34.96	+9
		Cobi Vitler		400m	400m	(0:14.46)	(0:11.81)	(0:11.80)	(0:11.88)	(0:11.33)	(0:11.24)		

Scratched: Toesonthenose (#6), Hellavadancer (#5), Ready For Anything (#8), Cadetship (#2), Centrestone (#15), Chief Witness (#19), Vincenzo (#20), Typhoon Tip (#21), Prime Asset (#11), Red Defcon (#16)



Eagle Farm QLD Professional

Race 4: SKY RACING BENCHMARK 78 Handicap - 1400m

15 March 2025 - 12:14



BRISBANE
RACING CLUB

Track Rating: Good 4, Weather: Fine, Rail Position: +4.5m Entire

Section Field Times				200m 0:11.49 (0:11.49)				Last 600m 0:33.81	
Rank	TAB	Horse/Jockey	Barrier	Top Speed [km/h]	Fastest Section	Margin		Distance Travelled [m]	
1	1	SPACE TRACKER	2	67.8	0:10.72	0:11.49 [1]	1:23.18	0:33.55	
		Dan McGillivray		400m	400m	(0:11.49)			
2	7	IMATRUESTAR	7	69.7	0:10.58	0:11.27 [4]	0.22L	0:32.86	-1
		Robbie Dolan		400m	400m	(0:11.27)			
3	4	AMICUS CURIAE	8	67.6	0:10.96	0:11.63 [2]	0.95L	0:33.97	+1
		Courtney Bellamy		1200m	400m	(0:11.63)			
4	9	TREPORTI	11	67.9	0:10.81	0:11.61 [3]	0.98L	0:33.75	+5
		Emily Lang		400m	400m	(0:11.61)			
5	10	VOLCANIC LOVE	1	67.6	0:10.88	0:11.62 [5]	2.68L	0:33.71	-1
		Robbie Downey		400m	400m	(0:11.62)			
6	3	VICTORY WIN	5	68.6	0:10.75	0:11.49 [8]	3.1L	0:33.47	+6
		Ryan Maloney		400m	400m	(0:11.49)			
7	13	MOKTAFFY	4	67.3	0:10.89	0:11.63 [6]	3.25L	0:33.80	+1
		Justin Huxtable		400m	400m	(0:11.63)			
8	18	NOBLE CONQUEROR	6	67.9	0:10.84	0:11.70 [9]	4.36L	0:33.79	-1
		Ron Stewart		400m	400m	(0:11.70)			
9	17	UNTIL VALHALLA	10	67.9	0:10.84	0:11.85 [10]	6L	0:33.94	+6
		Kyle Wilson-Taylor		400m	400m	(0:11.85)			
10	12	HANG FIVE	3	67.7	0:10.87	0:12.12 [7]	6.72L	0:34.38	+11
		Luke Dempsey		400m	400m	(0:12.12)			

Scratched: Toesonthenose (#6), Hellavadancer (#5), Ready For Anything (#8), Cadetship (#2), Centrestone (#15), Chief Witness (#19), Vincenzo (#20), Typhoon Tip (#21), Prime Asset (#11), Red Defcon (#16)

Report Created: Sat 15 March 2025 12:24 GMT+10 (Note: Timing is based on position data)

Page 3/15

[] Ranking at each section and finish
-:-:- No data available at this section
NA No data available

SCN Saddle cloth number
DNF Did not finish
DNT Did not track

data processed by  TRIPLESDATA



Eagle Farm QLD Professional
Race 4: SKY RACING BENCHMARK 78 Handicap - 1400m
15 March 2025 - 12:14



Track Rating: Good 4, Weather: Fine, Rail Position: +4.5m Entire

Section					200m		Last 600m	
Field Times					0:11.49 (0:11.49)		0:33.81	
Rank	TAB	Horse/Jockey	Barrier	Top Speed [km/h]	Fastest Section	Margin	Distance Travelled [m]	
11	14	TAVIS TOWN	9	66.7	0:11.24	0:12.39 [11]	10.17L	0:34.96
		Cobi Vitler		400m	400m	(0:12.39)		+9

Scratched: Toesonthenose (#6), Hellavadancer (#5), Ready For Anything (#8), Cadetship (#2), Centrestone (#15), Chief Witness (#19), Vincenzo (#20), Typhoon Tip (#21), Prime Asset (#11), Red Defcon (#16)



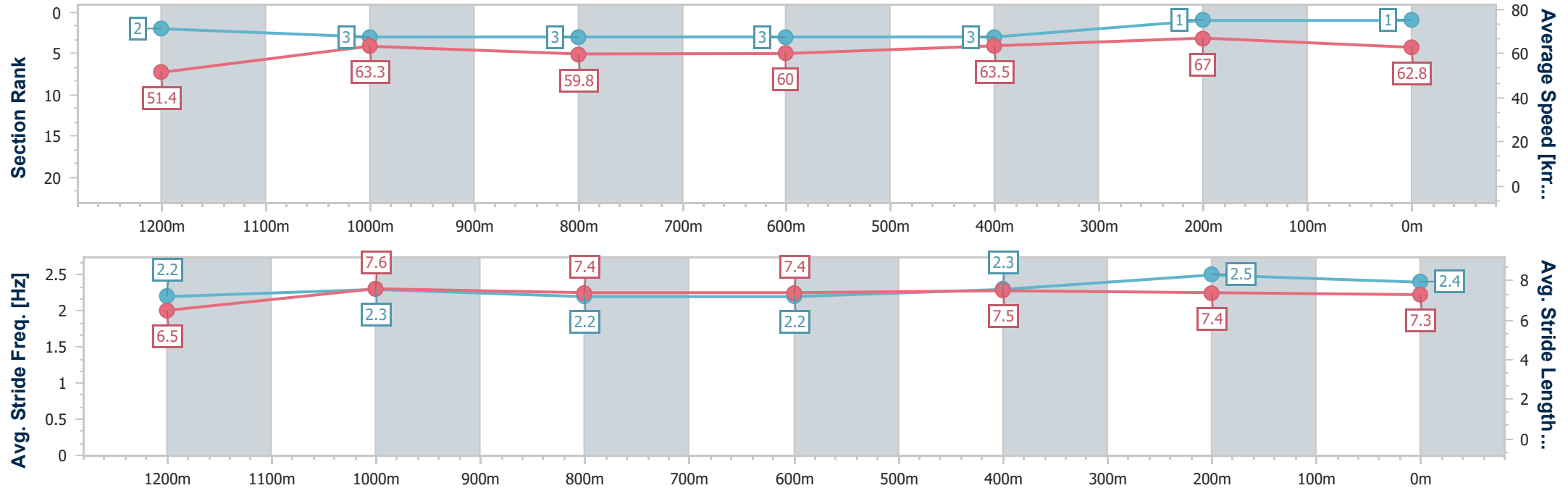
Horse/Jockey Name	Space Tracker
Final Rank	1
Fastest Section Time (Section)	0:10.72 (400m)
Top Speed [km/h] (Section)	67.8 (400m)
Race State	Finished



Eagle Farm QLD Professional
Race 4: SKY RACING BENCHMARK 78 Handicap - 1400m
15 March 2025 - 12:14
Track Rating: Good 4, Weather: Fine, Rail Position: +4.5m Entire



Section	Overall	1200m	1000m	800m	600m	400m	200m						
Section Times	1:23.18 [1] (0:14.04)	1:09.14 [2] (0:11.43)	0:57.71 [3] (0:12.11)	0:45.60 [3] (0:12.05)	0:33.55 [3] (0:11.34)	0:22.21 [3] (0:10.72)	0:11.49 [1] (0:11.49)						
Average Speed [km/h]	51.4	63.3	59.8	60.0	63.5	67.0	62.8						
Top Speed [km/h]	64.1	64.0	61.5	61.7	66.6	67.8	66.0						
Avg. Dist. to Rail [m]	2.4	1.7	1.5	0.9	0.3	1.1	1.4						
Avg. Stride Freq. [Hz]	2.2	2.3	2.2	2.2	2.3	2.5	2.4						
Avg. Stride Length [m]	6.5	7.6	7.4	7.4	7.5	7.4	7.3						



[] Ranking at each section and finish
-.-.- No data available at this section
NA No data available



Horse/Jockey Name	Imatruestar
Final Rank	2
Fastest Section Time (Section)	0:10.58 (400m)
Top Speed [km/h] (Section)	69.7 (400m)
Race State	Finished

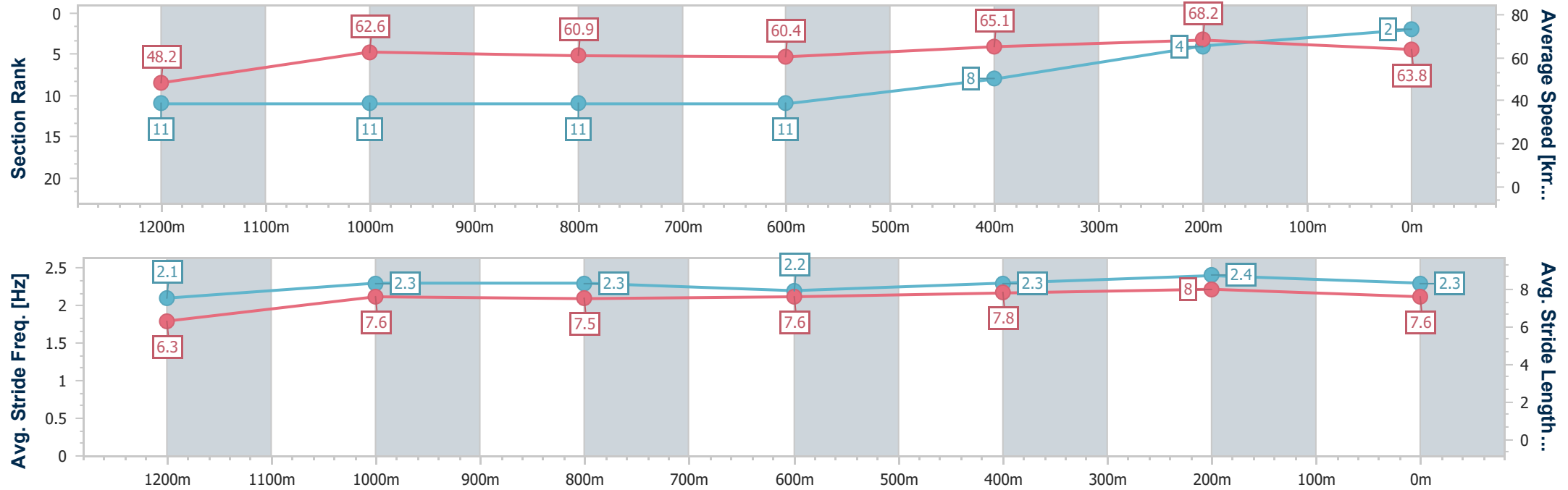


Eagle Farm QLD Professional
Race 4: SKY RACING BENCHMARK 78 Handicap - 1400m
15 March 2025 - 12:14
Track Rating: Good 4, Weather: Fine, Rail Position: +4.5m Entire



BRISBANE
RACING CLUB

Section	Overall	1200m	1000m	800m	600m	400m	200m						
Section Times	1:23.22 [2] (0:14.97)	1:08.25 [11] (0:11.55)	0:56.70 [11] (0:11.89)	0:44.81 [11] (0:11.95)	0:32.86 [11] (0:11.01)	0:21.85 [8] (0:10.58)	0:11.27 [4] (0:11.27)						
Average Speed [km/h]	48.2	62.6	60.9	60.4	65.1	68.2	63.8						
Top Speed [km/h]	62.5	64.0	62.4	63.2	68.2	69.7	66.5						
Avg. Dist. to Rail [m]	5.7	3.2	1.6	0.3	0.6	1.8	2.9						
Avg. Stride Freq. [Hz]	2.1	2.3	2.3	2.2	2.3	2.4	2.3						
Avg. Stride Length [m]	6.3	7.6	7.5	7.6	7.8	8.0	7.6						



[] Ranking at each section and finish
-.-.- No data available at this section
NA No data available



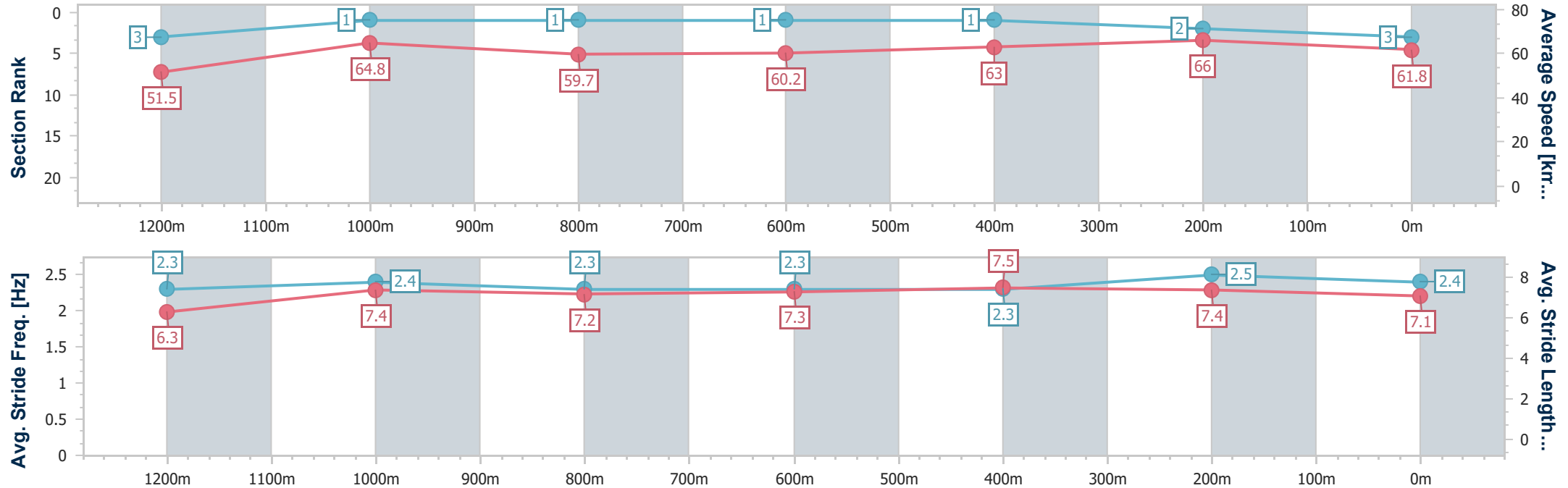
Horse/Jockey Name	Amicus Curiae
Final Rank	3
Fastest Section Time (Section)	0:10.96 (400m)
Top Speed [km/h] (Section)	67.6 (1200m)
Race State	Finished



Eagle Farm QLD Professional
Race 4: SKY RACING BENCHMARK 78 Handicap - 1400m
15 March 2025 - 12:14
Track Rating: Good 4, Weather: Fine, Rail Position: +4.5m Entire



Section	Overall	1200m	1000m	800m	600m	400m	200m						
Section Times	1:23.34 [3] (0:14.07)	1:09.27 [3] (0:11.14)	0:58.13 [1] (0:12.09)	0:46.04 [1] (0:12.07)	0:33.97 [1] (0:11.38)	0:22.59 [1] (0:10.96)	0:11.63 [2] (0:11.63)						
Average Speed [km/h]	51.5	64.8	59.7	60.2	63.0	66.0	61.8						
Top Speed [km/h]	65.3	67.6	61.9	60.9	66.3	66.8	64.2						
Avg. Dist. to Rail [m]	5.9	2.5	1.4	1.3	0.4	1.0	0.4						
Avg. Stride Freq. [Hz]	2.3	2.4	2.3	2.3	2.3	2.5	2.4						
Avg. Stride Length [m]	6.3	7.4	7.2	7.3	7.5	7.4	7.1						





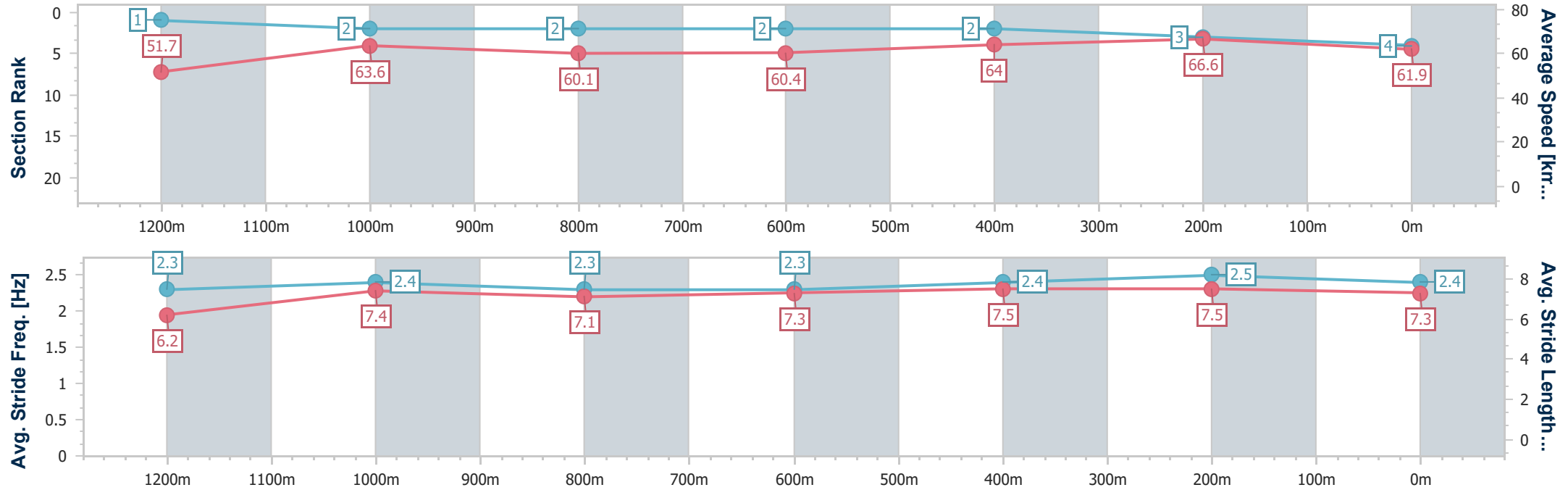
Horse/Jockey Name	Treporti
Final Rank	4
Fastest Section Time (Section)	0:10.81 (400m)
Top Speed [km/h] (Section)	67.9 (400m)
Race State	Finished



Eagle Farm QLD Professional
Race 4: SKY RACING BENCHMARK 78 Handicap - 1400m
15 March 2025 - 12:14
Track Rating: Good 4, Weather: Fine, Rail Position: +4.5m Entire



Section	Overall	1200m	1000m	800m	600m	400m	200m						
Section Times	1:23.35 [4] (0:14.04)	1:09.31 [1] (0:11.35)	0:57.96 [2] (0:12.17)	0:45.79 [2] (0:12.04)	0:33.75 [2] (0:11.33)	0:22.42 [2] (0:10.81)	0:11.61 [3] (0:11.61)						
Average Speed [km/h]	51.7	63.6	60.1	60.4	64.0	66.6	61.9						
Top Speed [km/h]	63.7	64.4	61.6	61.4	66.3	67.9	65.3						
Avg. Dist. to Rail [m]	9.8	4.3	3.3	2.1	1.1	2.9	2.4						
Avg. Stride Freq. [Hz]	2.3	2.4	2.3	2.3	2.4	2.5	2.4						
Avg. Stride Length [m]	6.2	7.4	7.1	7.3	7.5	7.5	7.3						



[] Ranking at each section and finish
-.-.- No data available at this section
NA No data available



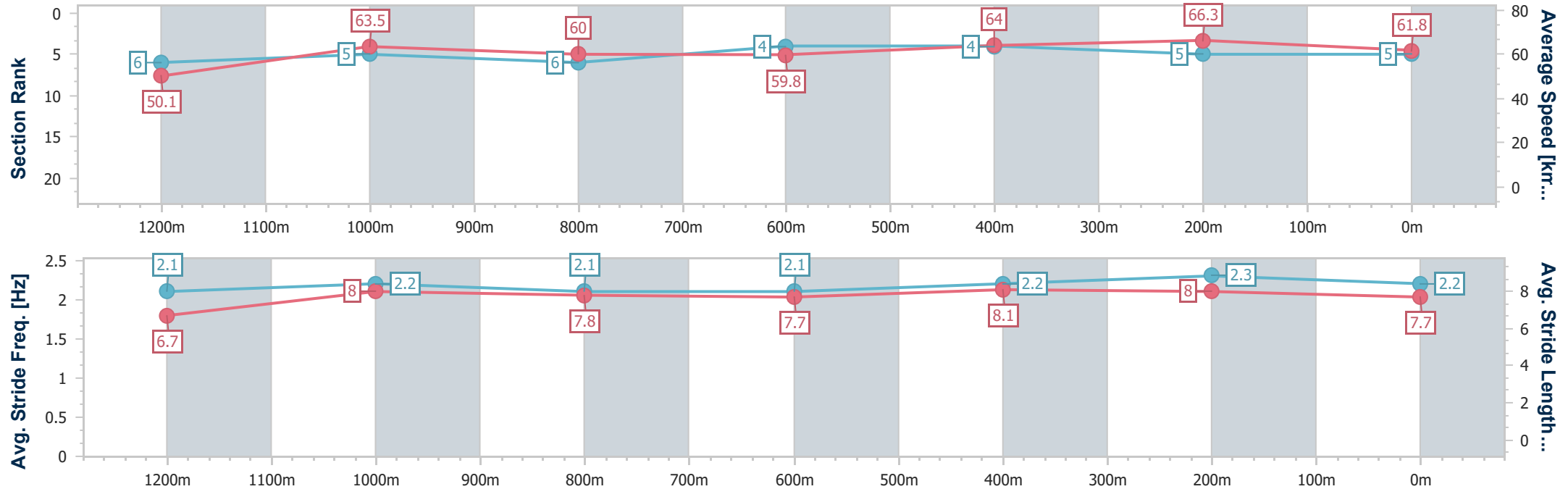
Horse/Jockey Name	Volcanic Love
Final Rank	5
Fastest Section Time (Section)	0:10.88 (400m)
Top Speed [km/h] (Section)	67.6 (400m)
Race State	Finished



Eagle Farm QLD Professional
Race 4: SKY RACING BENCHMARK 78 Handicap - 1400m
15 March 2025 - 12:14
Track Rating: Good 4, Weather: Fine, Rail Position: +4.5m Entire



Section	Overall	1200m	1000m	800m	600m	400m	200m						
Section Times	1:23.64 [5] (0:14.40)	1:09.24 [6] (0:11.35)	0:57.89 [5] (0:12.10)	0:45.79 [6] (0:12.08)	0:33.71 [4] (0:11.21)	0:22.50 [4] (0:10.88)	0:11.62 [5] (0:11.62)						
Average Speed [km/h]	50.1	63.5	60.0	59.8	64.0	66.3	61.8						
Top Speed [km/h]	64.4	65.6	61.8	61.6	66.8	67.6	64.5						
Avg. Dist. to Rail [m]	2.1	1.8	1.8	1.1	0.6	1.2	2.1						
Avg. Stride Freq. [Hz]	2.1	2.2	2.1	2.1	2.2	2.3	2.2						
Avg. Stride Length [m]	6.7	8.0	7.8	7.7	8.1	8.0	7.7						





Horse/Jockey Name	Victory Win
Final Rank	6
Fastest Section Time (Section)	0:10.75 (400m)
Top Speed [km/h] (Section)	68.6 (400m)
Race State	Finished

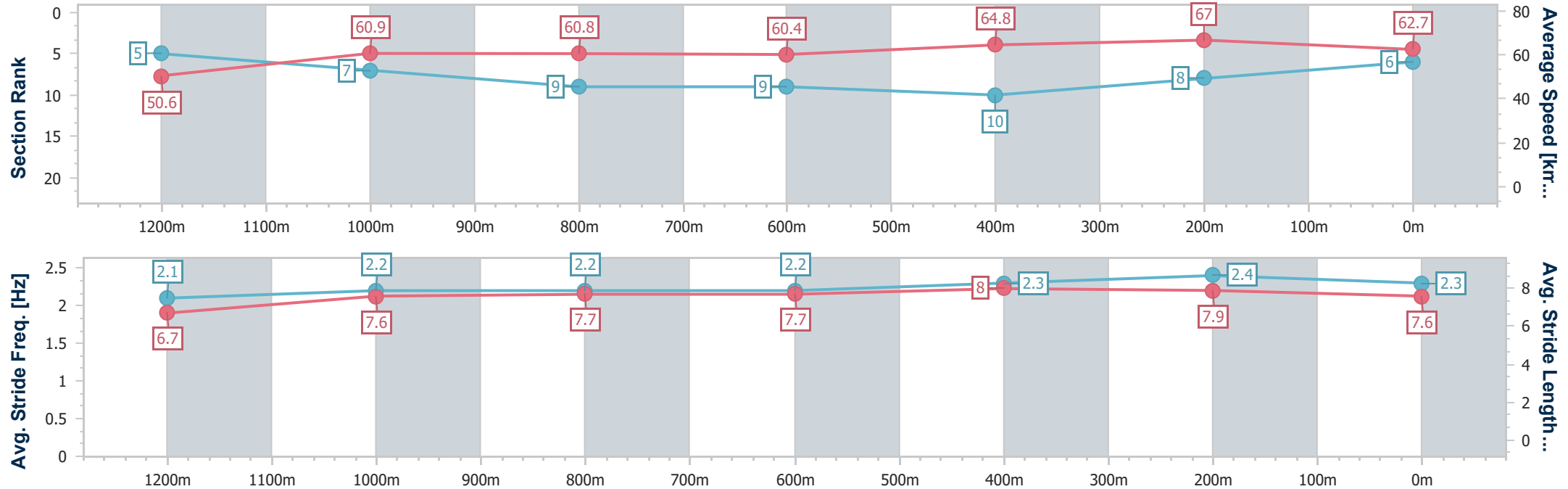


Eagle Farm QLD Professional
Race 4: SKY RACING BENCHMARK 78 Handicap - 1400m
15 March 2025 - 12:14
Track Rating: Good 4, Weather: Fine, Rail Position: +4.5m Entire



BRISBANE
RACING CLUB

Section	Overall	1200m	1000m	800m	600m	400m	200m						
Section Times	1:23.71 [6] (0:14.31)	1:09.40 [5] (0:11.83)	0:57.57 [7] (0:12.00)	0:45.57 [9] (0:12.10)	0:33.47 [9] (0:11.23)	0:22.24 [10] (0:10.75)	0:11.49 [8] (0:11.49)						
Average Speed [km/h]	50.6	60.9	60.8	60.4	64.8	67.0	62.7						
Top Speed [km/h]	63.9	64.0	62.4	61.4	66.3	68.6	67.3						
Avg. Dist. to Rail [m]	4.2	3.2	2.6	3.1	2.6	6.1	7.3						
Avg. Stride Freq. [Hz]	2.1	2.2	2.2	2.2	2.3	2.4	2.3						
Avg. Stride Length [m]	6.7	7.6	7.7	7.7	8.0	7.9	7.6						





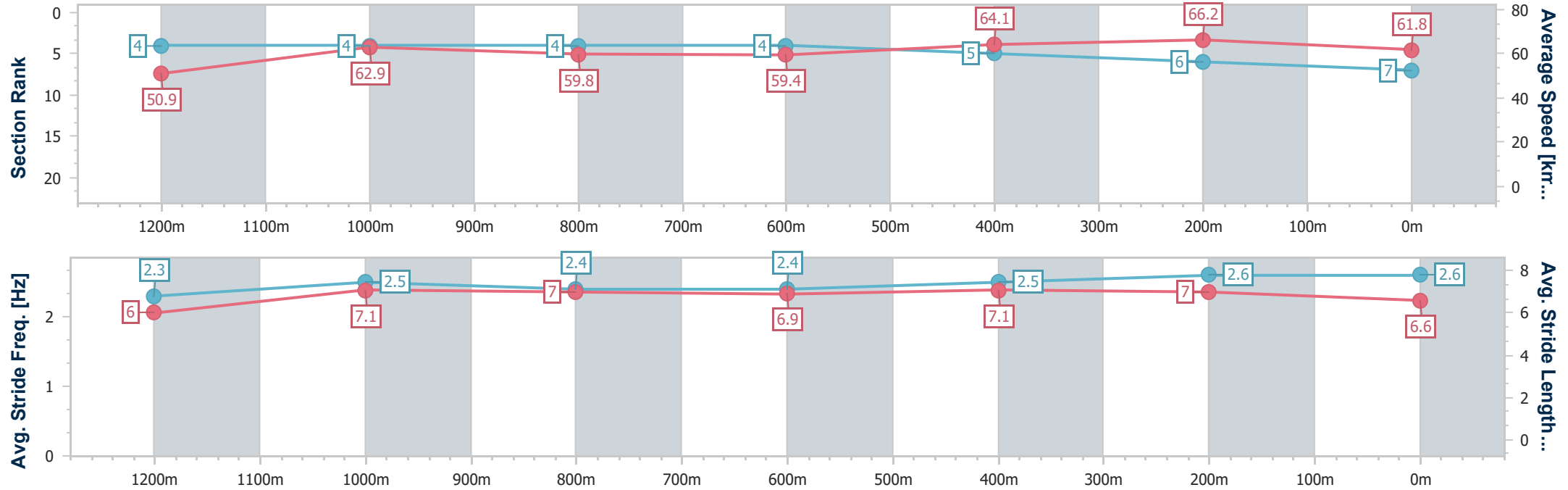
Horse/Jockey Name	Moktaffy
Final Rank	7
Fastest Section Time (Section)	0:10.89 (400m)
Top Speed [km/h] (Section)	67.3 (400m)
Race State	Finished



Eagle Farm QLD Professional
Race 4: SKY RACING BENCHMARK 78 Handicap - 1400m
15 March 2025 - 12:14
Track Rating: Good 4, Weather: Fine, Rail Position: +4.5m Entire



Section	Overall	1200m	1000m	800m	600m	400m	200m						
Section Times	1:23.73 [7] (0:14.16)	1:09.57 [4] (0:11.46)	0:58.11 [4] (0:12.12)	0:45.99 [4] (0:12.19)	0:33.80 [4] (0:11.28)	0:22.52 [5] (0:10.89)	0:11.63 [6] (0:11.63)						
Average Speed [km/h]	50.9	62.9	59.8	59.4	64.1	66.2	61.8						
Top Speed [km/h]	63.4	63.5	61.7	60.8	66.3	67.3	65.1						
Avg. Dist. to Rail [m]	2.8	1.6	1.6	1.2	0.8	4.2	4.2						
Avg. Stride Freq. [Hz]	2.3	2.5	2.4	2.4	2.5	2.6	2.6						
Avg. Stride Length [m]	6.0	7.1	7.0	6.9	7.1	7.0	6.6						





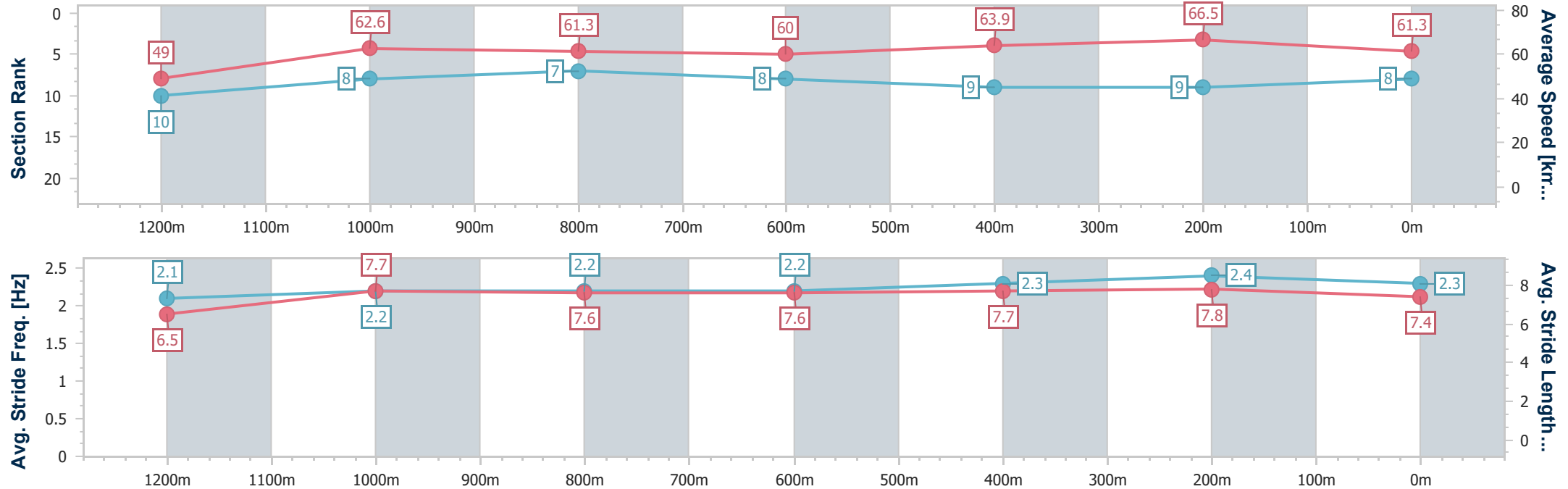
Horse/Jockey Name	Noble Conqueror
Final Rank	8
Fastest Section Time (Section)	0:10.84 (400m)
Top Speed [km/h] (Section)	67.9 (400m)
Race State	Finished



Eagle Farm QLD Professional
Race 4: SKY RACING BENCHMARK 78 Handicap - 1400m
15 March 2025 - 12:14
Track Rating: Good 4, Weather: Fine, Rail Position: +4.5m Entire



Section	Overall	1200m	1000m	800m	600m	400m	200m						
Section Times	1:23.92 [8] (0:14.73)	1:09.19 [10] (0:11.53)	0:57.66 [8] (0:11.80)	0:45.86 [7] (0:12.07)	0:33.79 [8] (0:11.25)	0:22.54 [9] (0:10.84)	0:11.70 [9] (0:11.70)						
Average Speed [km/h]	49.0	62.6	61.3	60.0	63.9	66.5	61.3						
Top Speed [km/h]	61.9	64.4	62.8	61.7	66.7	67.9	64.3						
Avg. Dist. to Rail [m]	5.1	2.6	1.0	0.5	0.6	2.9	5.1						
Avg. Stride Freq. [Hz]	2.1	2.2	2.2	2.2	2.3	2.4	2.3						
Avg. Stride Length [m]	6.5	7.7	7.6	7.6	7.7	7.8	7.4						





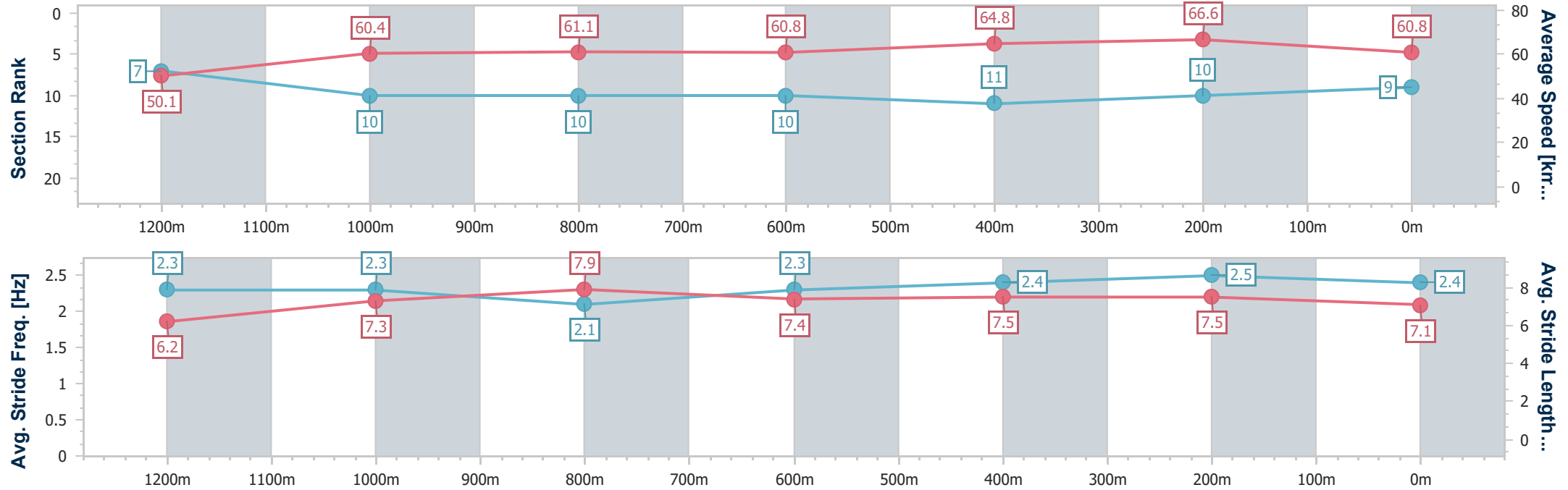
Horse/Jockey Name	Until Valhalla
Final Rank	9
Fastest Section Time (Section)	0:10.84 (400m)
Top Speed [km/h] (Section)	67.9 (400m)
Race State	Finished



Eagle Farm QLD Professional
Race 4: SKY RACING BENCHMARK 78 Handicap - 1400m
15 March 2025 - 12:14
Track Rating: Good 4, Weather: Fine, Rail Position: +4.5m Entire



Section	Overall	1200m	1000m	800m	600m	400m	200m						
Section Times	1:24.20 [9] (0:14.44)	1:09.76 [7] (0:11.97)	0:57.79 [10] (0:11.90)	0:45.89 [10] (0:11.95)	0:33.94 [10] (0:11.25)	0:22.69 [11] (0:10.84)	0:11.85 [10] (0:11.85)						
Average Speed [km/h]	50.1	60.4	61.1	60.8	64.8	66.6	60.8						
Top Speed [km/h]	62.0	62.0	62.7	63.1	66.3	67.9	65.0						
Avg. Dist. to Rail [m]	8.1	5.1	2.4	2.0	2.8	7.1	8.5						
Avg. Stride Freq. [Hz]	2.3	2.3	2.1	2.3	2.4	2.5	2.4						
Avg. Stride Length [m]	6.2	7.3	7.9	7.4	7.5	7.5	7.1						





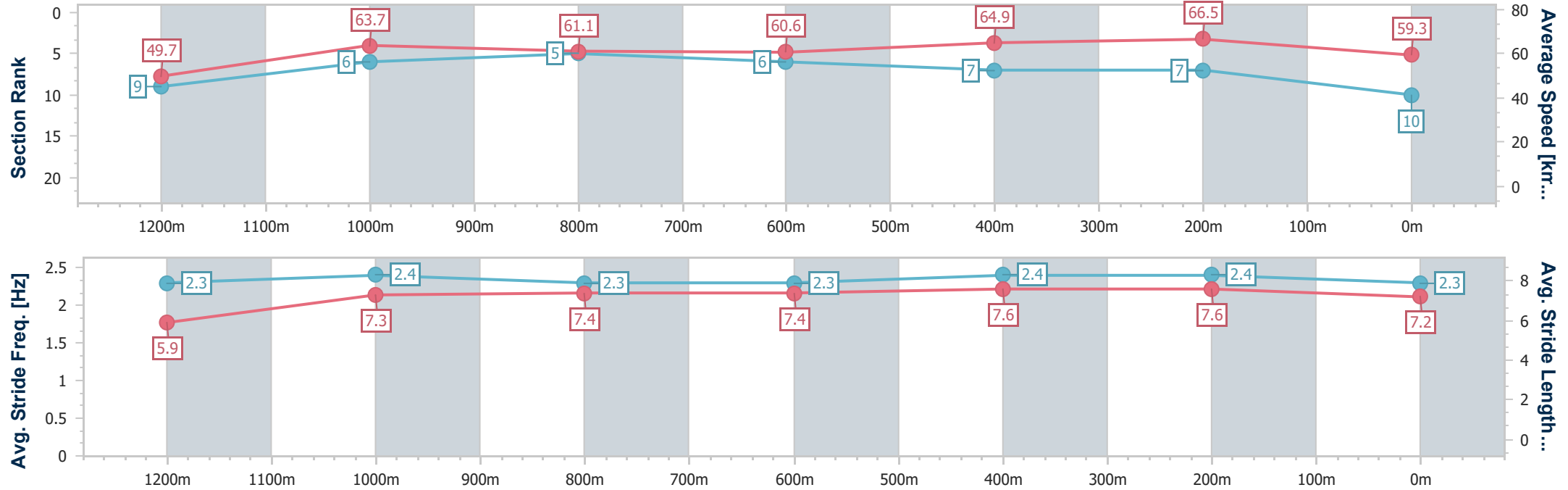
Horse/Jockey Name	Hang Five
Final Rank	10
Fastest Section Time (Section)	0:10.87 (400m)
Top Speed [km/h] (Section)	67.7 (400m)
Race State	Finished



Eagle Farm QLD Professional
Race 4: SKY RACING BENCHMARK 78 Handicap - 1400m
15 March 2025 - 12:14
Track Rating: Good 4, Weather: Fine, Rail Position: +4.5m Entire



Section	Overall	1200m	1000m	800m	600m	400m	200m						
Section Times	1:24.32 [10] (0:14.59)	1:09.73 [9] (0:11.31)	0:58.42 [6] (0:11.91)	0:46.51 [5] (0:12.13)	0:34.38 [6] (0:11.39)	0:22.99 [7] (0:10.87)	0:12.12 [7] (0:12.12)						
Average Speed [km/h]	49.7	63.7	61.1	60.6	64.9	66.5	59.3						
Top Speed [km/h]	65.5	66.9	62.7	64.3	67.0	67.7	63.8						
Avg. Dist. to Rail [m]	4.4	3.5	3.0	4.3	5.0	5.0	6.1						
Avg. Stride Freq. [Hz]	2.3	2.4	2.3	2.3	2.4	2.4	2.3						
Avg. Stride Length [m]	5.9	7.3	7.4	7.4	7.6	7.6	7.2						





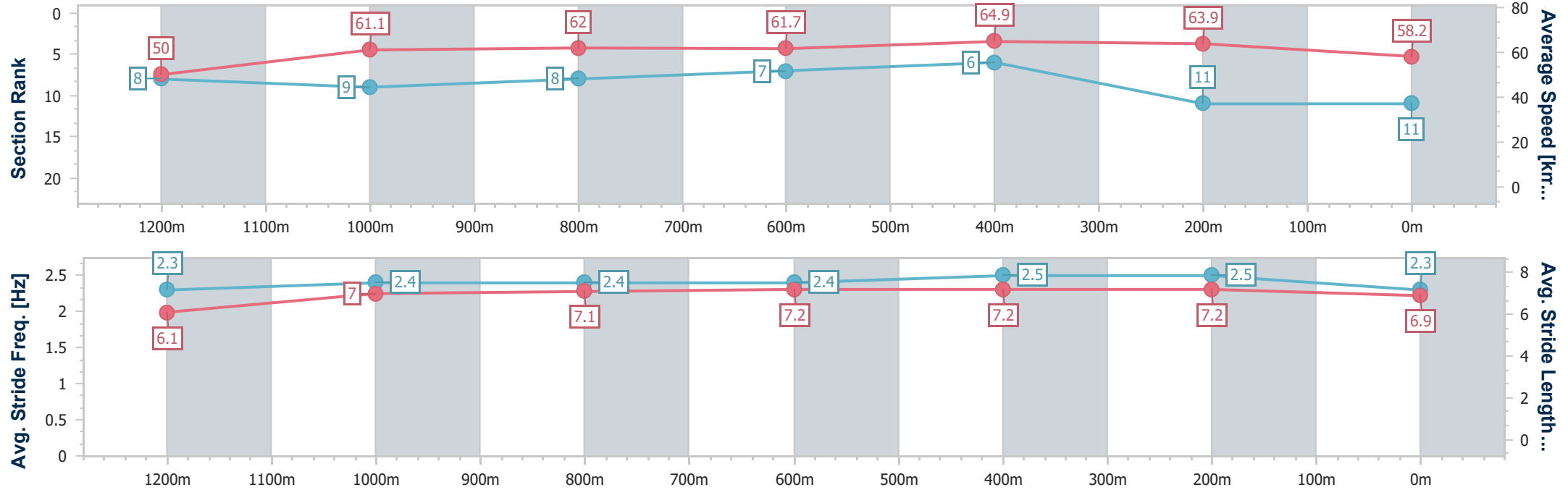
Horse/Jockey Name	Tavis Town
Final Rank	11
Fastest Section Time (Section)	0:11.24 (400m)
Top Speed [km/h] (Section)	66.7 (400m)
Race State	Finished



Eagle Farm QLD Professional
Race 4: SKY RACING BENCHMARK 78 Handicap - 1400m
15 March 2025 - 12:14
Track Rating: Good 4, Weather: Fine, Rail Position: +4.5m Entire



Section	Overall	1200m	1000m	800m	600m	400m	200m						
Section Times	1:24.91 [11] (0:14.46)	1:10.45 [8] (0:11.81)	0:58.64 [9] (0:11.80)	0:46.84 [8] (0:11.88)	0:34.96 [7] (0:11.33)	0:23.63 [6] (0:11.24)	0:12.39 [11] (0:12.39)						
Average Speed [km/h]	50.0	61.1	62.0	61.7	64.9	63.9	58.2						
Top Speed [km/h]	62.8	62.9	64.1	63.1	66.2	66.7	61.2						
Avg. Dist. to Rail [m]	6.6	3.6	3.3	3.6	4.0	6.7	4.7						
Avg. Stride Freq. [Hz]	2.3	2.4	2.4	2.4	2.5	2.5	2.3						
Avg. Stride Length [m]	6.1	7.0	7.1	7.2	7.2	7.2	6.9						





Eagle Farm QLD Professional
Race 5: XXXX SIDELINE BEER GARDEN 3 MAY BENCHMARK 85
Handicap - 1200m
15 March 2025 - 12:48



Track Rating: Good 4, Weather: Fine, Rail Position: +4.5m Entire

Section						Overall	1000m	800m	600m	400m	200m	Last 600m		
Field Times						1:09.86 (0:13.38)	0:56.48 (0:11.32)	0:45.16 (0:11.52)	0:33.64 (0:11.10)	0:22.54 (0:10.89)	0:11.65 (0:11.65)	0:33.64		
Rank	TAB	Horse/Jockey	Barrier	Top Speed [km/h]	Fastest Section							Margin	Distance Travelled [m]	
1	5	LOST IN TRANSIT	8	68.8	0:10.67	1:09.86 [1]	0:55.97 [6]	0:45.07 [3]	0:33.41 [3]	0:22.27 [3]	0:11.60 [2]	1:09.86	0:33.41	
		Cody Collis		400m	400m	(0:13.89)	(0:10.90)	(0:11.66)	(0:11.14)	(0:10.67)	(0:11.60)			
2	2	MANHOOD	7	67.8	0:10.80	1:09.90 [2]	0:56.52 [1]	0:45.20 [1]	0:33.68 [1]	0:22.49 [2]	0:11.69 [1]	0.19L	0:33.68	-10
		Dan McGillivray		400m	400m	(0:13.38)	(0:11.32)	(0:11.52)	(0:11.19)	(0:10.80)	(0:11.69)			
3	10	BEAUX RUMBLE	9	67.0	0:10.95	1:10.00 [3]	0:56.51 [2]	0:45.24 [2]	0:33.73 [2]	0:22.68 [1]	0:11.73 [3]	0.81L	0:33.73	-13
		Michael Rodd		400m	400m	(0:13.49)	(0:11.27)	(0:11.51)	(0:11.05)	(0:10.95)	(0:11.73)			
4	1	BRERETON	6	67.7	0:10.81	1:10.13 [4]	0:56.57 [3]	0:45.28 [4]	0:33.62 [4]	0:22.41 [5]	0:11.60 [4]	1.56L	0:33.62	-5
		Ryan Maloney		400m	400m	(0:13.56)	(0:11.29)	(0:11.66)	(0:11.21)	(0:10.81)	(0:11.60)			
5	13	MINTAKA LAD	2	67.2	0:10.89	1:10.14 [5]	0:56.35 [5]	0:44.91 [7]	0:33.47 [5]	0:22.49 [4]	0:11.60 [5]	1.63L	0:33.47	-12
		Martin Harley		400m	400m	(0:13.79)	(0:11.44)	(0:11.44)	(0:10.98)	(0:10.89)	(0:11.60)			
6	4	BLAKMAX	1	66.9	0:10.86	1:10.23 [6]	0:56.55 [4]	0:45.10 [5]	0:33.42 [7]	0:22.31 [7]	0:11.45 [8]	2.14L	0:33.42	-8
		Emily Lang		400m	400m	(0:13.68)	(0:11.45)	(0:11.68)	(0:11.11)	(0:10.86)	(0:11.45)			
7	7	SHA OF GOMER	5	67.3	0:10.78	1:10.25 [7]	0:56.24 [8]	0:44.99 [8]	0:33.39 [8]	0:22.27 [8]	0:11.49 [7]	2.24L	0:33.39	-6
		Kyle Wilson-Taylor		400m	400m	(0:14.01)	(0:11.25)	(0:11.60)	(0:11.12)	(0:10.78)	(0:11.49)			
8	12	DAYTONA	3	68.9	0:10.67	1:10.26 [8]	0:56.23 [9]	0:44.74 [9]	0:33.06 [9]	0:22.00 [9]	0:11.33 [9]	2.3L	0:33.06	-11
		Luke Dempsey		400m	400m	(0:14.03)	(0:11.49)	(0:11.68)	(0:11.06)	(0:10.67)	(0:11.33)			
9	14	SAILOR'S SECRET	4	67.6	0:10.87	1:10.38 [9]	0:56.40 [7]	0:45.21 [6]	0:33.58 [6]	0:22.52 [6]	0:11.65 [6]	3.02L	0:33.58	-5
		Cejay Graham		600m	400m	(0:13.98)	(0:11.19)	(0:11.63)	(0:11.06)	(0:10.87)	(0:11.65)			

Scratched: Majorelle (#11), Living Free (#9), Jack Be Lucky (#18), Fukubana (#8), Swiss Exile (#3), Tojaki (#15), Zouperb (#16), Hurts So Good (#17), Maximum Vortex (#6)



Horse/Jockey Name	Lost In Transit
Final Rank	1
Fastest Section Time (Section)	0:10.67 (400m)
Top Speed [km/h] (Section)	68.8 (400m)
Race State	Finished

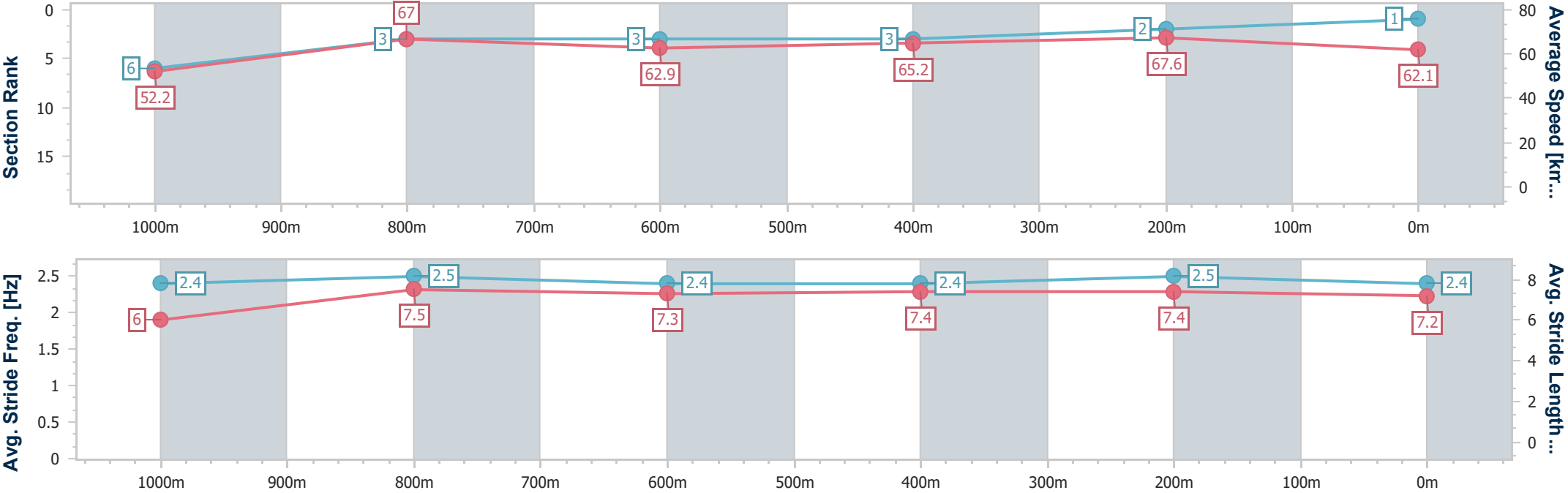


Eagle Farm QLD Professional
Race 5: XXXX SIDELINE BEER GARDEN 3 MAY BENCHMARK
85 Handicap - 1200m
15 March 2025 - 12:48
Track Rating: Good 4, Weather: Fine, Rail Position: +4.5m Entire



BRISBANE
RACING CLUB

Section	Overall	1000m	800m	600m	400m	200m							
Section Times	1:09.86 [1] (0:13.89)	0:55.97 [6] (0:10.90)	0:45.07 [3] (0:11.66)	0:33.41 [3] (0:11.14)	0:22.27 [3] (0:10.67)	0:11.60 [2] (0:11.60)							
Average Speed [km/h]	52.2	67.0	62.9	65.2	67.6	62.1							
Top Speed [km/h]	67.9	68.8	64.6	67.1	68.8	65.8							
Avg. Dist. to Rail [m]	5.9	3.7	3.6	2.3	4.2	5.0							
Avg. Stride Freq. [Hz]	2.4	2.5	2.4	2.4	2.5	2.4							
Avg. Stride Length [m]	6.0	7.5	7.3	7.4	7.4	7.2							





Horse/Jockey Name	Manhood
Final Rank	2
Fastest Section Time (Section)	0:10.80 (400m)
Top Speed [km/h] (Section)	67.8 (400m)
Race State	Finished

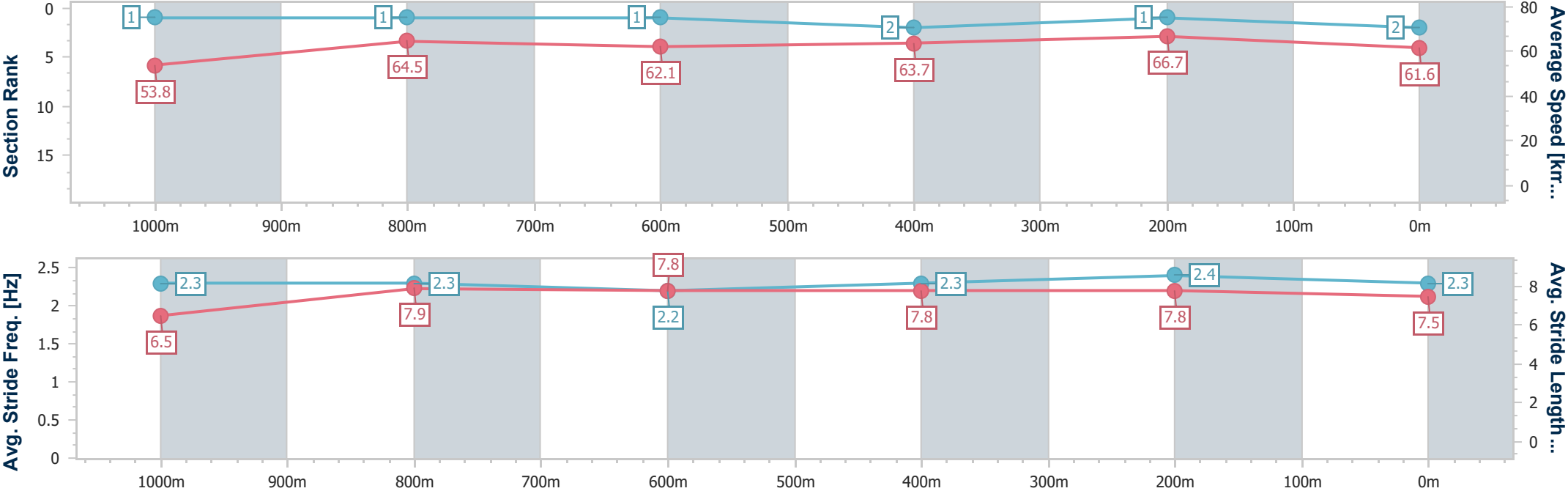


Eagle Farm QLD Professional
Race 5: XXXX SIDELINE BEER GARDEN 3 MAY BENCHMARK
85 Handicap - 1200m
15 March 2025 - 12:48
Track Rating: Good 4, Weather: Fine, Rail Position: +4.5m Entire



BRISBANE
RACING CLUB

Section	Overall	1000m	800m	600m	400m	200m							
Section Times	1:09.90 [2] (0:13.38)	0:56.52 [1] (0:11.32)	0:45.20 [1] (0:11.52)	0:33.68 [1] (0:11.19)	0:22.49 [2] (0:10.80)	0:11.69 [1] (0:11.69)							
Average Speed [km/h]	53.8	64.5	62.1	63.7	66.7	61.6							
Top Speed [km/h]	67.5	66.1	64.1	67.1	67.8	64.6							
Avg. Dist. to Rail [m]	5.5	2.0	0.7	2.3	0.8	2.4							
Avg. Stride Freq. [Hz]	2.3	2.3	2.2	2.3	2.4	2.3							
Avg. Stride Length [m]	6.5	7.9	7.8	7.8	7.8	7.5							





Horse/Jockey Name	Beaux Rumble
Final Rank	3
Fastest Section Time (Section)	0:10.95 (400m)
Top Speed [km/h] (Section)	67.0 (400m)
Race State	Finished

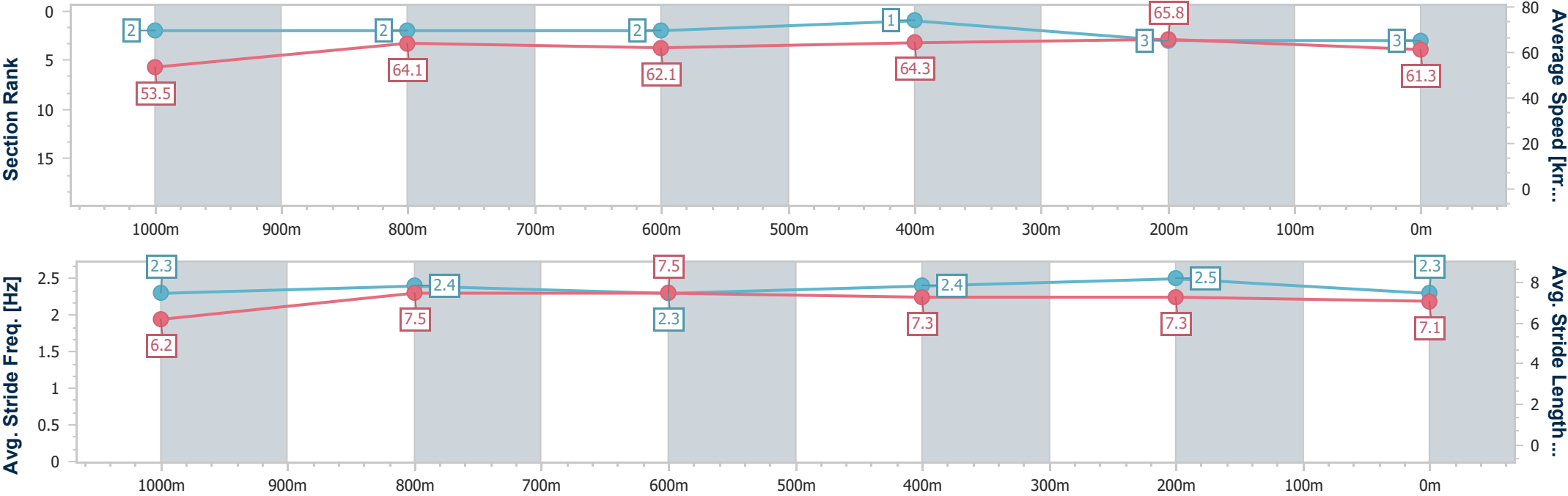


Eagle Farm QLD Professional
Race 5: XXXX SIDELINE BEER GARDEN 3 MAY BENCHMARK
85 Handicap - 1200m
15 March 2025 - 12:48
Track Rating: Good 4, Weather: Fine, Rail Position: +4.5m Entire



BRISBANE
RACING CLUB

Section	Overall	1000m	800m	600m	400m	200m							
Section Times	1:10.00 [3] (0:13.49)	0:56.51 [2] (0:11.27)	0:45.24 [2] (0:11.51)	0:33.73 [2] (0:11.05)	0:22.68 [1] (0:10.95)	0:11.73 [3] (0:11.73)							
Average Speed [km/h]	53.5	64.1	62.1	64.3	65.8	61.3							
Top Speed [km/h]	66.2	66.0	63.4	65.6	67.0	64.8							
Avg. Dist. to Rail [m]	6.1	1.3	1.4	3.3	1.2	0.6							
Avg. Stride Freq. [Hz]	2.3	2.4	2.3	2.4	2.5	2.3							
Avg. Stride Length [m]	6.2	7.5	7.5	7.3	7.3	7.1							





Horse/Jockey Name	Brereton
Final Rank	4
Fastest Section Time (Section)	0:10.81 (400m)
Top Speed [km/h] (Section)	67.7 (400m)
Race State	Finished

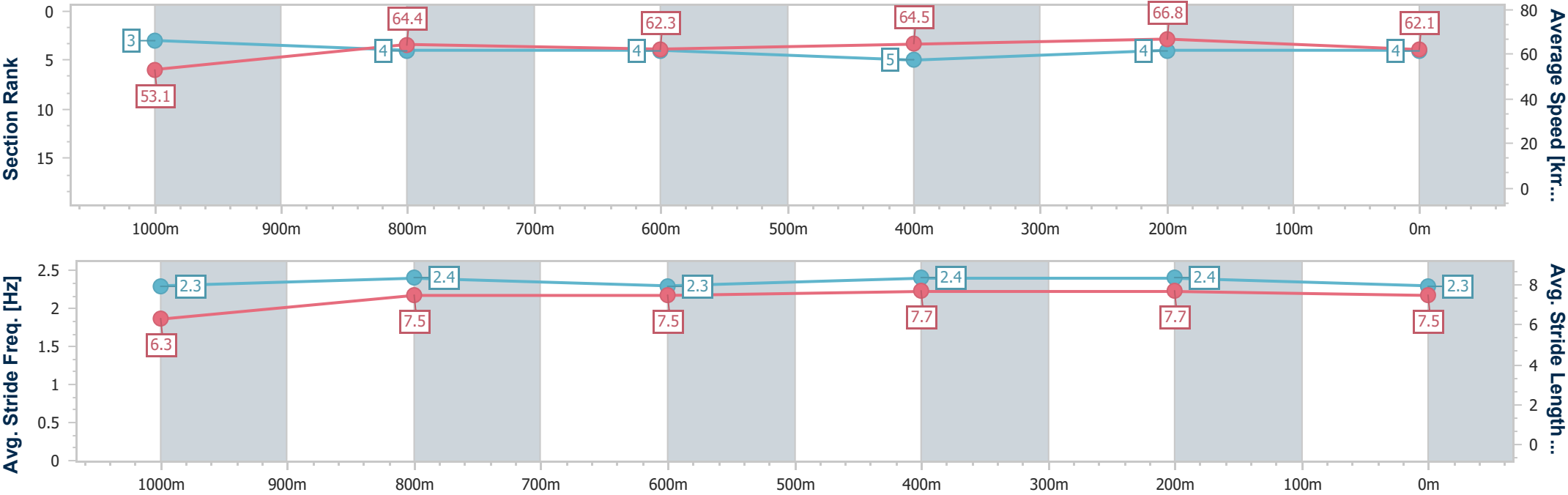


Eagle Farm QLD Professional
Race 5: XXXX SIDELINE BEER GARDEN 3 MAY BENCHMARK
85 Handicap - 1200m
15 March 2025 - 12:48
Track Rating: Good 4, Weather: Fine, Rail Position: +4.5m Entire



BRISBANE
RACING CLUB

Section	Overall	1000m	800m	600m	400m	200m							
Section Times	1:10.13 [4] (0:13.56)	0:56.57 [3] (0:11.29)	0:45.28 [4] (0:11.66)	0:33.62 [4] (0:11.21)	0:22.41 [5] (0:10.81)	0:11.60 [4] (0:11.60)							
Average Speed [km/h]	53.1	64.4	62.3	64.5	66.8	62.1							
Top Speed [km/h]	65.8	65.9	64.7	66.6	67.7	64.4							
Avg. Dist. to Rail [m]	4.0	2.0	1.6	1.4	3.7	3.7							
Avg. Stride Freq. [Hz]	2.3	2.4	2.3	2.4	2.4	2.3							
Avg. Stride Length [m]	6.3	7.5	7.5	7.7	7.7	7.5							





Horse/Jockey Name	Mintaka Lad
Final Rank	5
Fastest Section Time (Section)	0:10.89 (400m)
Top Speed [km/h] (Section)	67.2 (400m)
Race State	Finished

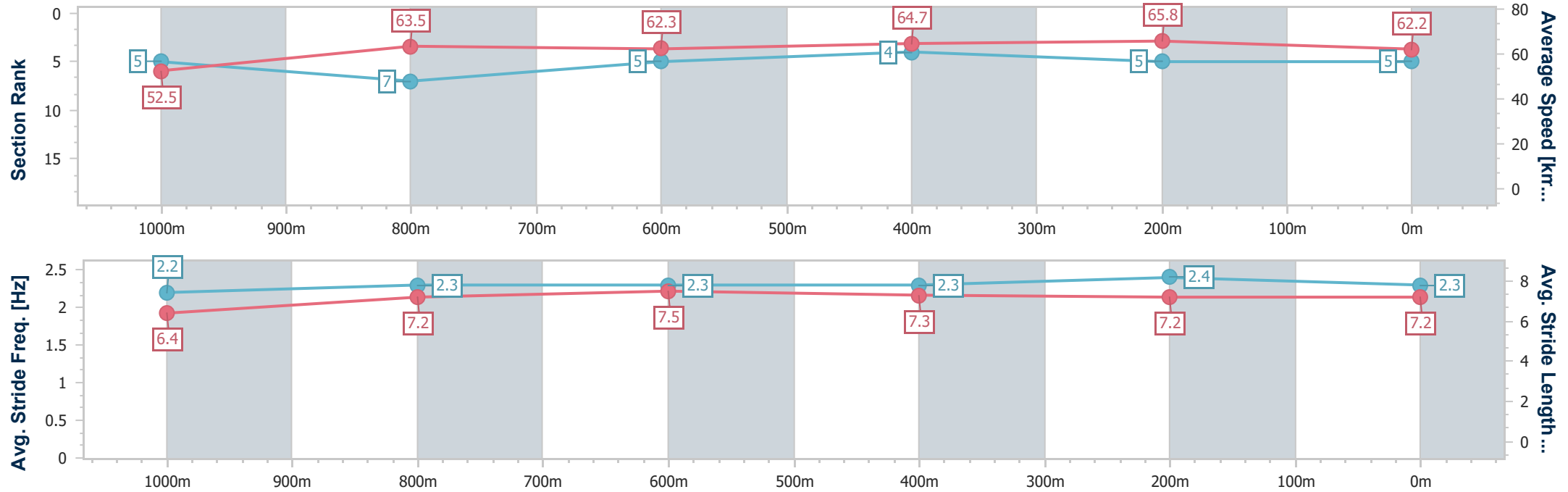


Eagle Farm QLD Professional
Race 5: XXXX SIDELINE BEER GARDEN 3 MAY BENCHMARK
85 Handicap - 1200m
15 March 2025 - 12:48
Track Rating: Good 4, Weather: Fine, Rail Position: +4.5m Entire



BRISBANE
RACING CLUB

Section	Overall	1000m	800m	600m	400m	200m							
Section Times	1:10.14 [5] (0:13.79)	0:56.35 [5] (0:11.44)	0:44.91 [7] (0:11.44)	0:33.47 [5] (0:10.98)	0:22.49 [4] (0:10.89)	0:11.60 [5] (0:11.60)							
Average Speed [km/h]	52.5	63.5	62.3	64.7	65.8	62.2							
Top Speed [km/h]	65.2	65.4	64.5	65.7	67.2	63.9							
Avg. Dist. to Rail [m]	2.6	2.0	2.1	2.8	2.0	4.3							
Avg. Stride Freq. [Hz]	2.2	2.3	2.3	2.3	2.4	2.3							
Avg. Stride Length [m]	6.4	7.2	7.5	7.3	7.2	7.2							





Horse/Jockey Name	Blakmax
Final Rank	6
Fastest Section Time (Section)	0:10.86 (400m)
Top Speed [km/h] (Section)	66.9 (400m)
Race State	Finished

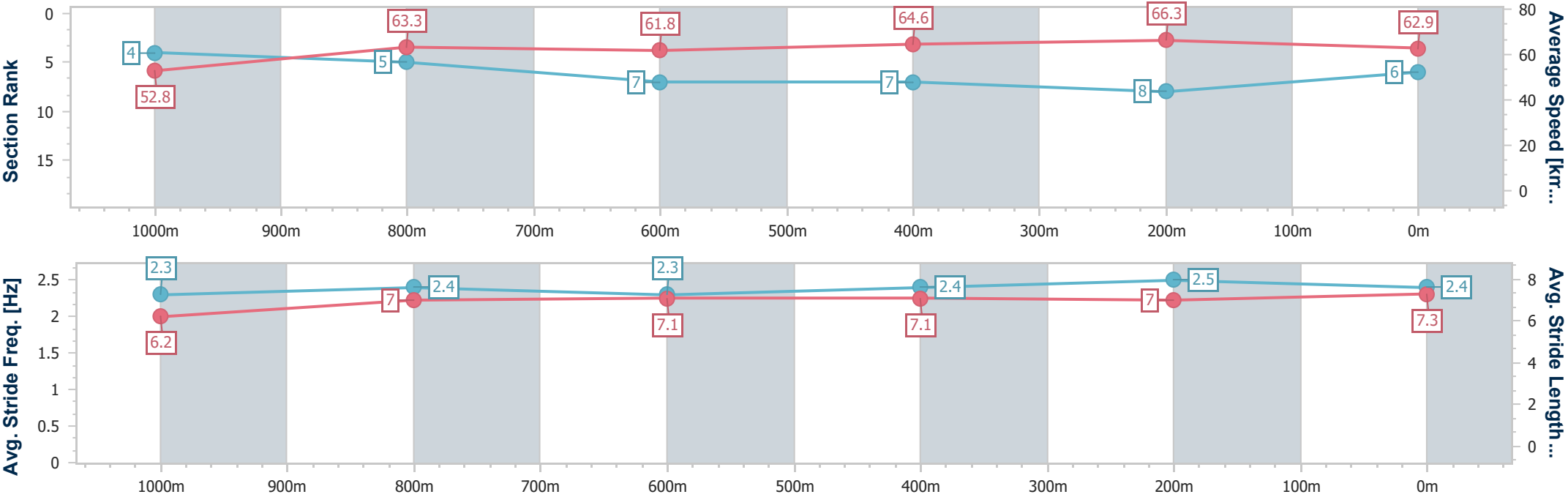


Eagle Farm QLD Professional
Race 5: XXXX SIDELINE BEER GARDEN 3 MAY BENCHMARK
85 Handicap - 1200m
15 March 2025 - 12:48
Track Rating: Good 4, Weather: Fine, Rail Position: +4.5m Entire



BRISBANE
RACING CLUB

Section	Overall	1000m	800m	600m	400m	200m							
Section Times	1:10.23 [6] (0:13.68)	0:56.55 [4] (0:11.45)	0:45.10 [5] (0:11.68)	0:33.42 [7] (0:11.11)	0:22.31 [7] (0:10.86)	0:11.45 [8] (0:11.45)							
Average Speed [km/h]	52.8	63.3	61.8	64.6	66.3	62.9							
Top Speed [km/h]	64.3	64.2	64.0	66.1	66.9	64.8							
Avg. Dist. to Rail [m]	1.7	1.7	0.6	0.7	0.3	0.2							
Avg. Stride Freq. [Hz]	2.3	2.4	2.3	2.4	2.5	2.4							
Avg. Stride Length [m]	6.2	7.0	7.1	7.1	7.0	7.3							





Horse/Jockey Name	Sha Of Gomer
Final Rank	7
Fastest Section Time (Section)	0:10.78 (400m)
Top Speed [km/h] (Section)	67.3 (400m)
Race State	Finished

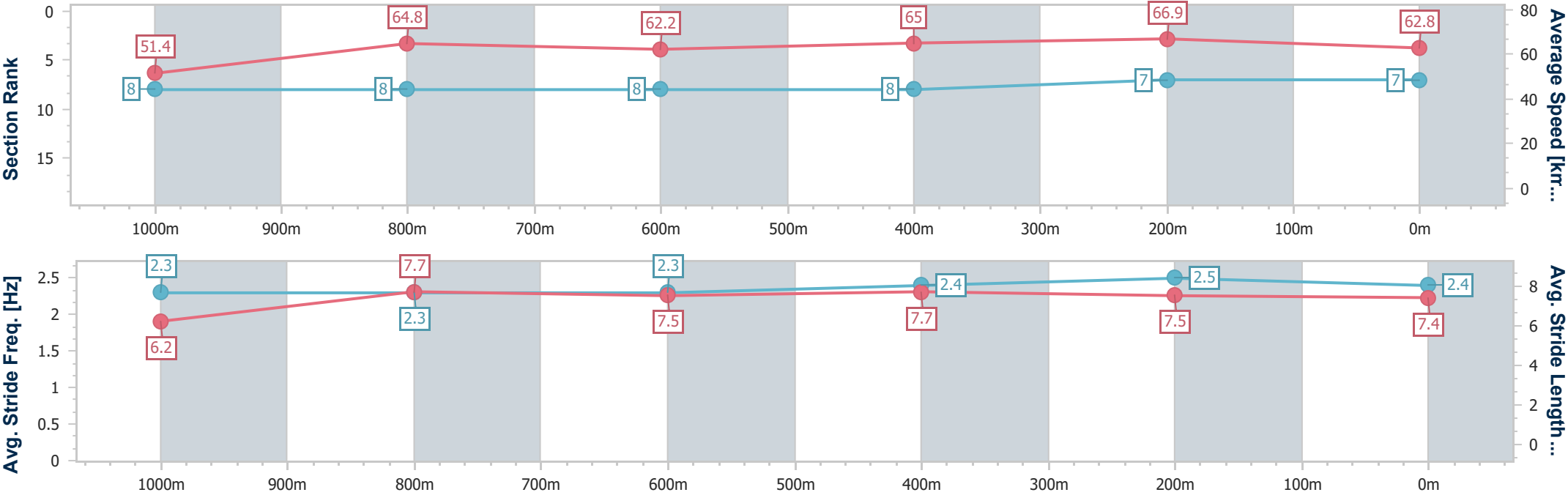


Eagle Farm QLD Professional
Race 5: XXXX SIDELINE BEER GARDEN 3 MAY BENCHMARK
85 Handicap - 1200m
15 March 2025 - 12:48
Track Rating: Good 4, Weather: Fine, Rail Position: +4.5m Entire



BRISBANE
RACING CLUB

Section	Overall	1000m	800m	600m	400m	200m							
Section Times	1:10.25 [7] (0:14.01)	0:56.24 [8] (0:11.25)	0:44.99 [8] (0:11.60)	0:33.39 [8] (0:11.12)	0:22.27 [8] (0:10.78)	0:11.49 [7] (0:11.49)							
Average Speed [km/h]	51.4	64.8	62.2	65.0	66.9	62.8							
Top Speed [km/h]	65.1	66.6	65.2	66.7	67.3	65.9							
Avg. Dist. to Rail [m]	3.6	2.1	1.0	0.6	0.8	0.3							
Avg. Stride Freq. [Hz]	2.3	2.3	2.3	2.4	2.5	2.4							
Avg. Stride Length [m]	6.2	7.7	7.5	7.7	7.5	7.4							





Horse/Jockey Name	Daytona
Final Rank	8
Fastest Section Time (Section)	0:10.67 (400m)
Top Speed [km/h] (Section)	68.9 (400m)
Race State	Finished

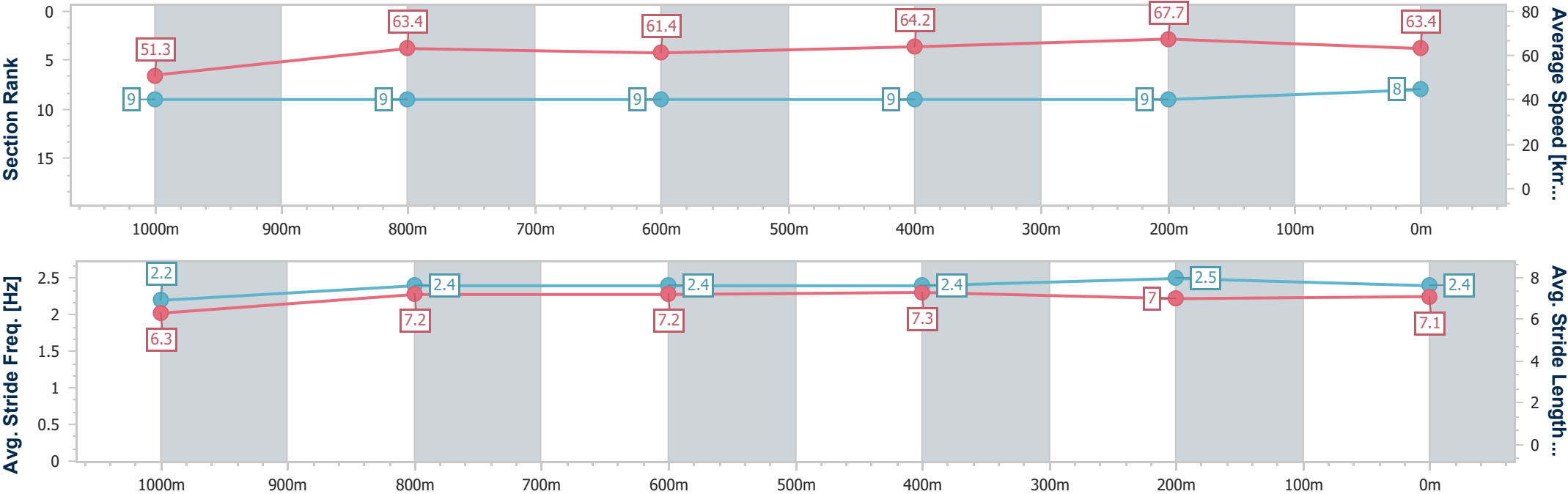


Eagle Farm QLD Professional
Race 5: XXXX SIDELINE BEER GARDEN 3 MAY BENCHMARK
85 Handicap - 1200m
15 March 2025 - 12:48
Track Rating: Good 4, Weather: Fine, Rail Position: +4.5m Entire



BRISBANE
RACING CLUB

Section	Overall	1000m	800m	600m	400m	200m							
Section Times	1:10.26 [8] (0:14.03)	0:56.23 [9] (0:11.49)	0:44.74 [9] (0:11.68)	0:33.06 [9] (0:11.06)	0:22.00 [9] (0:10.67)	0:11.33 [9] (0:11.33)							
Average Speed [km/h]	51.3	63.4	61.4	64.2	67.7	63.4							
Top Speed [km/h]	65.2	64.4	63.2	65.4	68.9	66.1							
Avg. Dist. to Rail [m]	2.3	2.3	1.0	2.7	1.6	5.6							
Avg. Stride Freq. [Hz]	2.2	2.4	2.4	2.4	2.5	2.4							
Avg. Stride Length [m]	6.3	7.2	7.2	7.3	7.0	7.1							





Horse/Jockey Name	Sailor's Secret
Final Rank	9
Fastest Section Time (Section)	0:10.87 (400m)
Top Speed [km/h] (Section)	67.6 (600m)
Race State	Finished

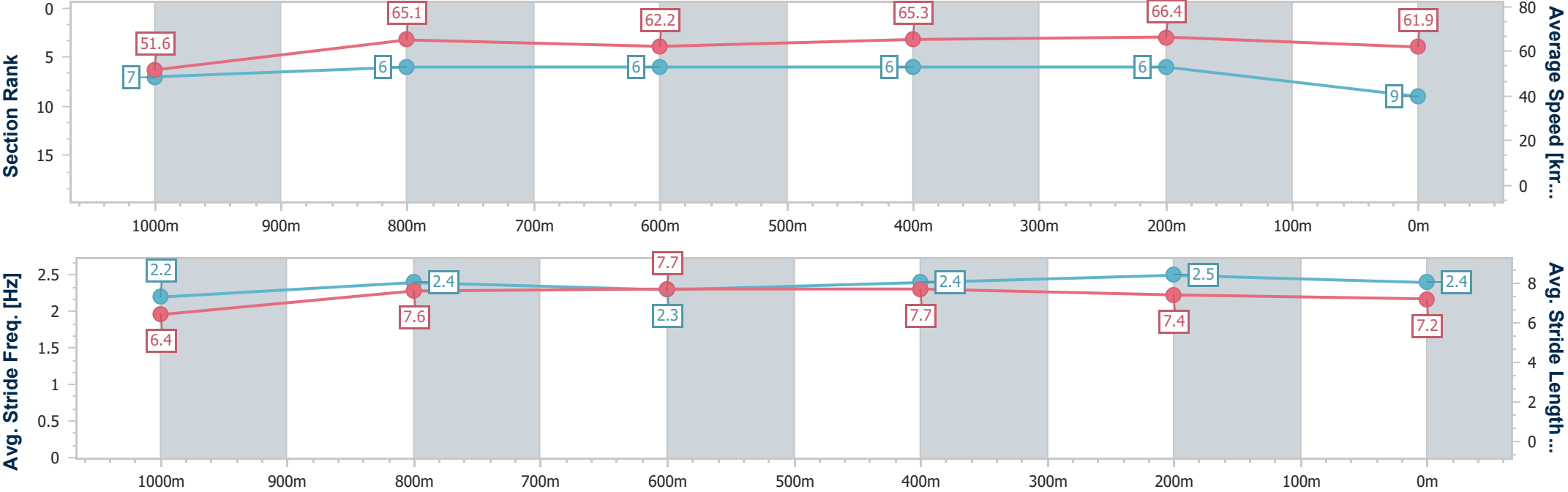


Eagle Farm QLD Professional
Race 5: XXXX SIDELINE BEER GARDEN 3 MAY BENCHMARK
85 Handicap - 1200m
15 March 2025 - 12:48
Track Rating: Good 4, Weather: Fine, Rail Position: +4.5m Entire



BRISBANE
RACING CLUB

Section	Overall	1000m	800m	600m	400m	200m							
Section Times	1:10.38 [9] (0:13.98)	0:56.40 [7] (0:11.19)	0:45.21 [6] (0:11.63)	0:33.58 [6] (0:11.06)	0:22.52 [6] (0:10.87)	0:11.65 [6] (0:11.65)							
Average Speed [km/h]	51.6	65.1	62.2	65.3	66.4	61.9							
Top Speed [km/h]	66.0	66.7	64.6	67.6	67.4	64.5							
Avg. Dist. to Rail [m]	3.4	2.6	1.3	0.9	5.5	7.5							
Avg. Stride Freq. [Hz]	2.2	2.4	2.3	2.4	2.5	2.4							
Avg. Stride Length [m]	6.4	7.6	7.7	7.7	7.4	7.2							





Eagle Farm QLD Professional
Race 6: SPORTING CHANCE CANCER FOUNDATION OPEN Handicap -
1000m

15 March 2025 - 13:24



Track Rating: Good 4, Weather: Fine, Rail Position: +4.5m Entire

Section		Overall				800m	600m	400m	200m	Last 600m		
Field Times		0:56.20				0:43.23	0:32.69	0:22.16	0:11.53	0:32.69		
		(0:12.97)				(0:10.54)	(0:10.53)	(0:10.63)	(0:11.53)			
Rank	TAB	Horse/Jockey	Barrier	Top Speed [km/h]	Fastest Section					Margin		Distance Travelled [m]
1	1	STEADY READY	6	72.9	0:10.16	0:56.20 [1]	0:42.85 [4]	0:32.69 [1]	0:22.16 [1]	0:11.53 [1]	0:56.20	0:32.69
		Cody Collis		800m	800m	(0:13.35)	(0:10.16)	(0:10.53)	(0:10.63)	(0:11.53)		
2	5	WANDA ROX	1	69.8	0:10.44	0:56.41 [2]	0:43.02 [5]	0:32.49 [5]	0:22.05 [5]	0:11.43 [3]	1.25L	0:32.49
		Courtney Bellamy		800m	600m	(0:13.39)	(0:10.53)	(0:10.44)	(0:10.62)	(0:11.43)		-10
3	6	COMPELLING TRUTH	3	70.4	0:10.51	0:56.55 [3]	0:43.58 [1]	0:32.99 [2]	0:22.48 [2]	0:11.82 [2]	2.06L	0:32.99
		Cejay Graham		Overall	600m	(0:12.97)	(0:10.59)	(0:10.51)	(0:10.66)	(0:11.82)		-2
4	13	HE'S HEAVEN	8	70.5	0:10.44	0:56.68 [4]	0:42.83 [8]	0:32.27 [8]	0:21.79 [8]	0:11.35 [7]	2.81L	0:32.27
		Samantha Collett		600m	400m	(0:13.85)	(0:10.56)	(0:10.48)	(0:10.44)	(0:11.35)		+0
5	10	NASHIRA	5	70.5	0:10.48	0:56.73 [5]	0:43.17 [7]	0:32.56 [7]	0:22.08 [6]	0:11.51 [6]	3.1L	0:32.56
		Jack Martin		600m	600m	(0:13.56)	(0:10.61)	(0:10.48)	(0:10.57)	(0:11.51)		-2
6	4	SAFEWORK	9	72.2	0:10.46	0:56.77 [6]	0:42.85 [9]	0:32.31 [9]	0:21.80 [9]	0:11.34 [8]	3.38L	0:32.31
		Noel Callow		600m	400m	(0:13.92)	(0:10.54)	(0:10.51)	(0:10.46)	(0:11.34)		+7
7	7	SITUATION ROOM	2	70.1	0:10.46	0:56.84 [7]	0:43.55 [3]	0:33.04 [4]	0:22.58 [3]	0:11.82 [4]	3.77L	0:33.04
		Emily Lang		800m	600m	(0:13.29)	(0:10.51)	(0:10.46)	(0:10.76)	(0:11.82)		-3
8	2	SINAWANN	7	70.1	0:10.59	0:57.32 [8]	0:43.78 [6]	0:33.19 [6]	0:22.50 [7]	0:11.78 [9]	6.6L	0:33.19
		Ryan Maloney		800m	800m	(0:13.54)	(0:10.59)	(0:10.69)	(0:10.72)	(0:11.78)		+2
9	11	RELIABLE RUBY	4	69.6	0:10.49	0:57.36 [9]	0:44.13 [2]	0:33.58 [3]	0:23.09 [4]	0:12.16 [5]	6.83L	0:33.58
		Siobhan Rutledge		800m	600m	(0:13.23)	(0:10.55)	(0:10.49)	(0:10.93)	(0:12.16)		+1

Scratched: Ten Trinity Square (#17), Devine Falls (#18), At Witz End (#3), Hardware Lane (#8), Brereton (#9), Bring Me Kash (#14), Acres Away (#16), Flaming Conquest (#12), Jack Be Lucky (#15)



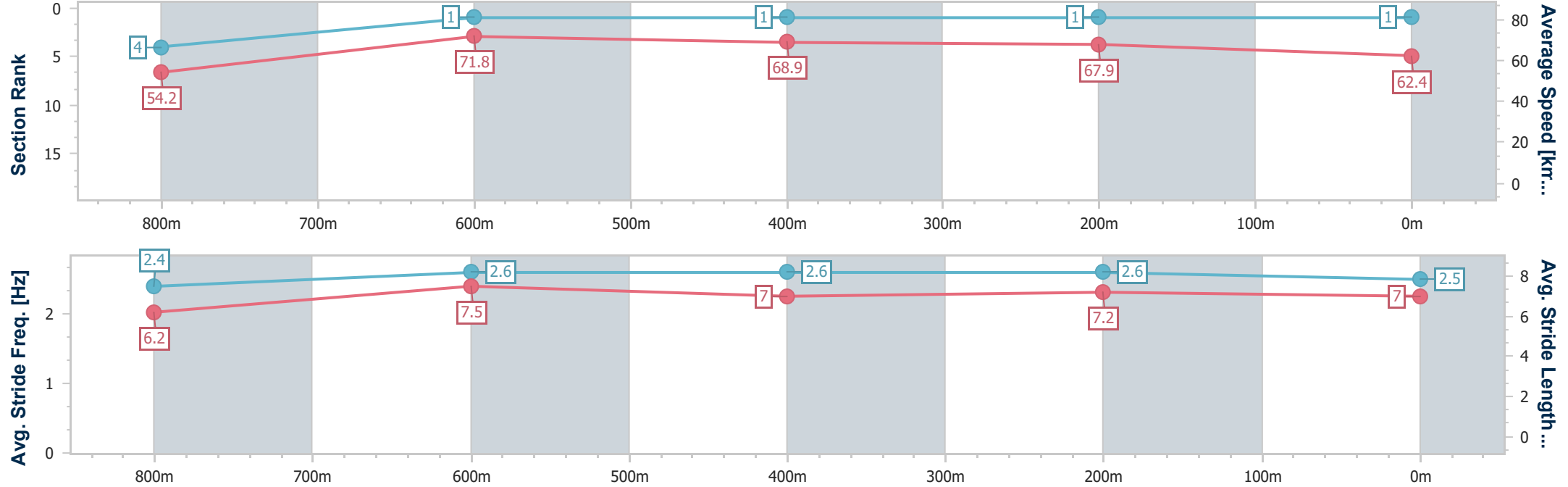
Horse/Jockey Name	Steady Ready
Final Rank	1
Fastest Section Time (Section)	0:10.16 (800m)
Top Speed [km/h] (Section)	72.9 (800m)
Race State	Finished



Eagle Farm QLD Professional
Race 6: SPORTING CHANCE CANCER FOUNDATION OPEN
Handicap - 1000m
15 March 2025 - 13:24
Track Rating: Good 4, Weather: Fine, Rail Position: +4.5m Entire



Section	Overall	800m	600m	400m	200m										
Section Times	0:56.20 [1] (0:13.35)	0:42.85 [4] (0:10.16)	0:32.69 [1] (0:10.53)	0:22.16 [1] (0:10.63)	0:11.53 [1] (0:11.53)										
Average Speed [km/h]	54.2	71.8	68.9	67.9	62.4										
Top Speed [km/h]	71.1	72.9	69.7	69.7	66.5										
Avg. Dist. to Rail [m]	6.7	2.2	2.2	5.1	5.3										
Avg. Stride Freq. [Hz]	2.4	2.6	2.6	2.6	2.5										
Avg. Stride Length [m]	6.2	7.5	7.0	7.2	7.0										



- [] Ranking at each section and finish
- .-.- No data available at this section
- NA No data available



Horse/Jockey Name	Wanda Rox
Final Rank	2
Fastest Section Time (Section)	0:10.44 (600m)
Top Speed [km/h] (Section)	69.8 (800m)
Race State	Finished

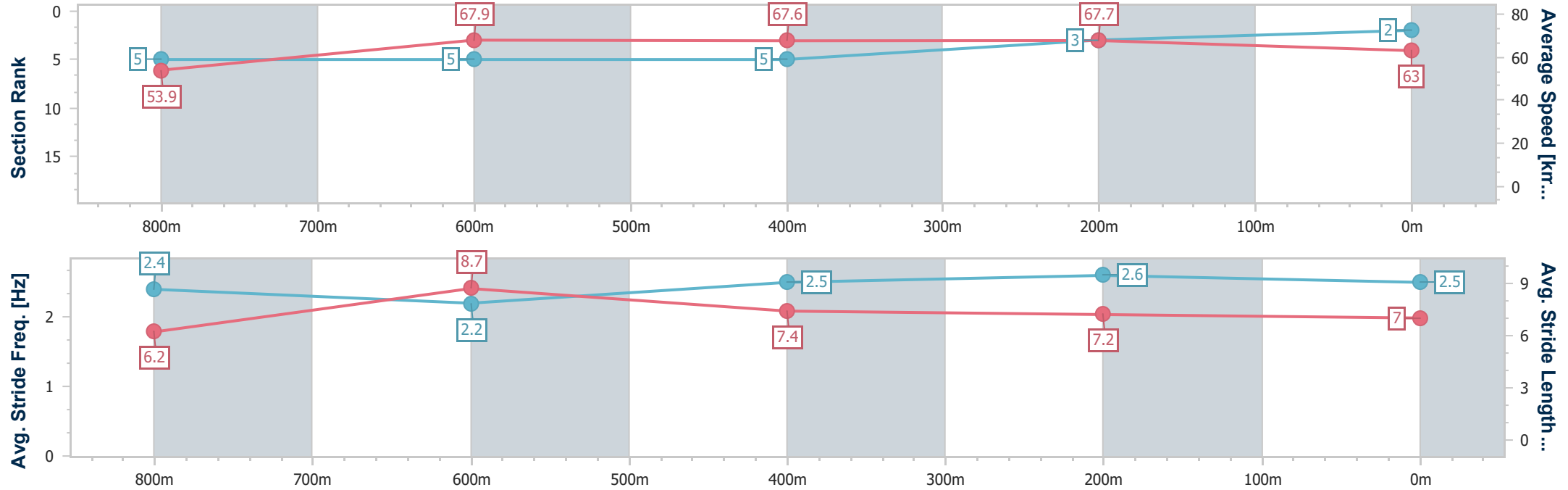


Eagle Farm QLD Professional
Race 6: SPORTING CHANCE CANCER FOUNDATION OPEN
Handicap - 1000m
15 March 2025 - 13:24
Track Rating: Good 4, Weather: Fine, Rail Position: +4.5m Entire



BRISBANE
RACING CLUB

Section	Overall	800m	600m	400m	200m										
Section Times	0:56.41 [2] (0:13.39)	0:43.02 [5] (0:10.53)	0:32.49 [5] (0:10.44)	0:22.05 [5] (0:10.62)	0:11.43 [3] (0:11.43)										
Average Speed [km/h]	53.9	67.9	67.6	67.7	63.0										
Top Speed [km/h]	69.5	69.8	69.0	69.5	66.4										
Avg. Dist. to Rail [m]	2.0	1.5	3.5	1.6	2.6										
Avg. Stride Freq. [Hz]	2.4	2.2	2.5	2.6	2.5										
Avg. Stride Length [m]	6.2	8.7	7.4	7.2	7.0										



[] Ranking at each section and finish
-.-.- No data available at this section
NA No data available



Horse/Jockey Name	Compelling Truth
Final Rank	3
Fastest Section Time (Section)	0:10.51 (600m)
Top Speed [km/h] (Section)	70.4 (Overall)
Race State	Finished

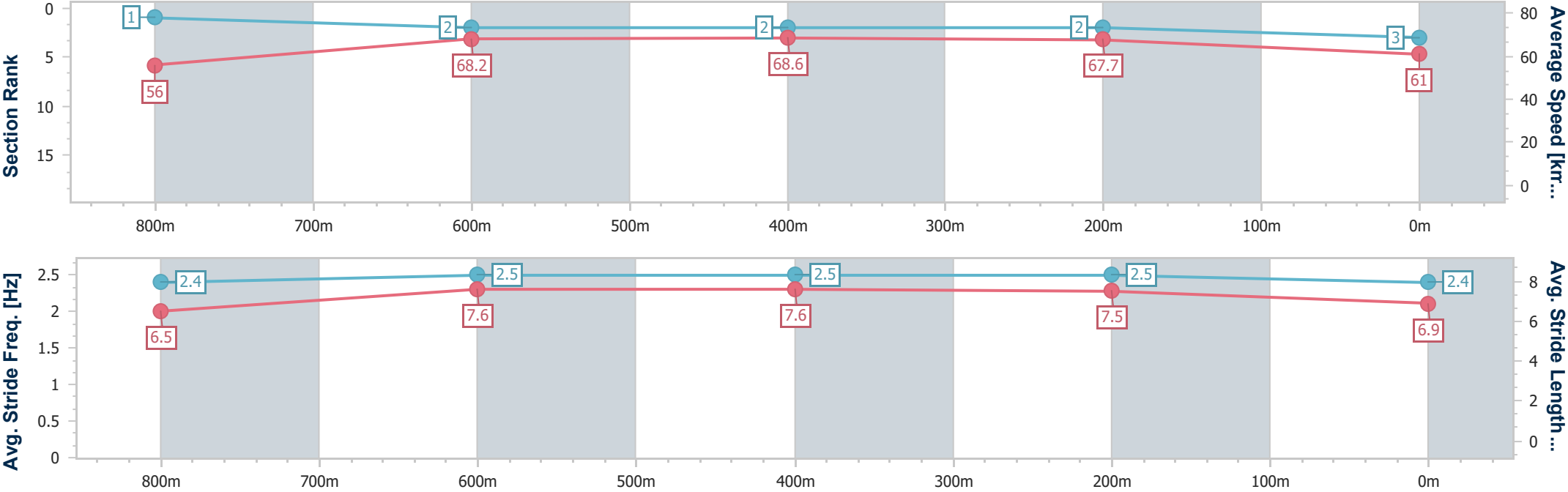


Eagle Farm QLD Professional
Race 6: SPORTING CHANCE CANCER FOUNDATION OPEN
Handicap - 1000m
15 March 2025 - 13:24
Track Rating: Good 4, Weather: Fine, Rail Position: +4.5m Entire



BRISBANE
RACING CLUB

Section	Overall	800m	600m	400m	200m										
Section Times	0:56.55 [3] (0:12.97)	0:43.58 [1] (0:10.59)	0:32.99 [2] (0:10.51)	0:22.48 [2] (0:10.66)	0:11.82 [2] (0:11.82)										
Average Speed [km/h]	56.0	68.2	68.6	67.7	61.0										
Top Speed [km/h]	70.4	69.4	69.6	69.2	64.6										
Avg. Dist. to Rail [m]	3.9	1.3	0.2	1.7	3.3										
Avg. Stride Freq. [Hz]	2.4	2.5	2.5	2.5	2.4										
Avg. Stride Length [m]	6.5	7.6	7.6	7.5	6.9										





Horse/Jockey Name	He's Heaven
Final Rank	4
Fastest Section Time (Section)	0:10.44 (400m)
Top Speed [km/h] (Section)	70.5 (600m)
Race State	Finished

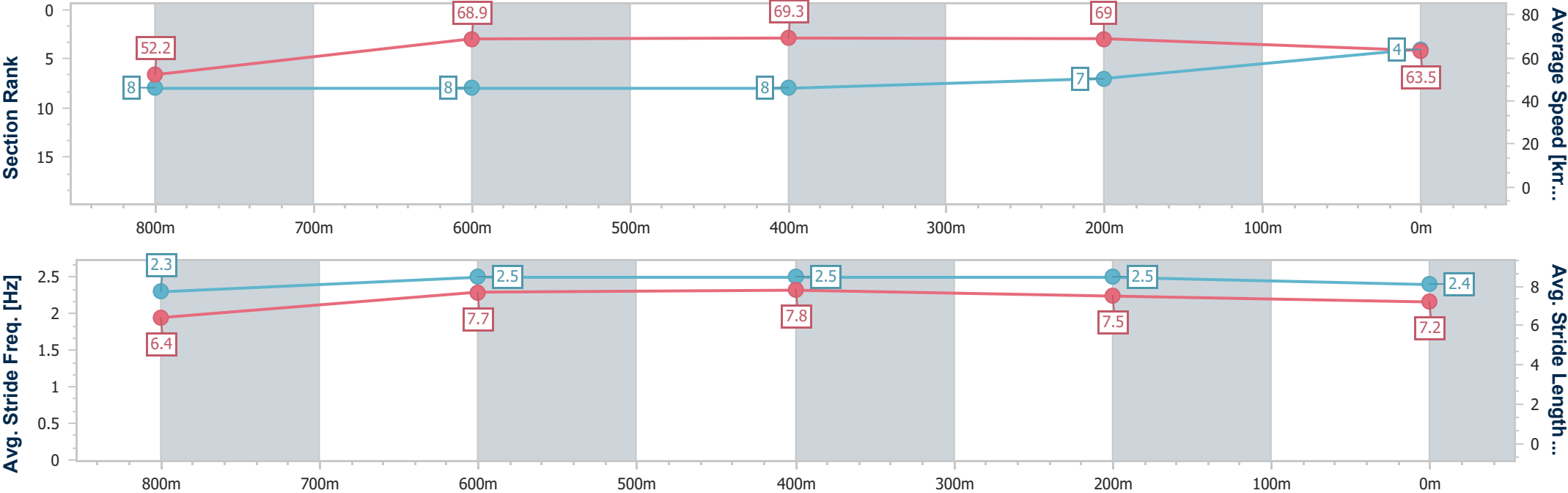


Eagle Farm QLD Professional
Race 6: SPORTING CHANCE CANCER FOUNDATION OPEN
Handicap - 1000m
15 March 2025 - 13:24
Track Rating: Good 4, Weather: Fine, Rail Position: +4.5m Entire



BRISBANE
RACING CLUB

Section	Overall	800m	600m	400m	200m														
Section Times	0:56.68 [4] (0:13.85)	0:42.83 [8] (0:10.56)	0:32.27 [8] (0:10.48)	0:21.79 [8] (0:10.44)	0:11.35 [7] (0:11.35)														
Average Speed [km/h]	52.2	68.9	69.3	69.0	63.5														
Top Speed [km/h]	69.9	70.1	70.5	70.3	67.1														
Avg. Dist. to Rail [m]	6.1	2.2	2.2	6.5	8.0														
Avg. Stride Freq. [Hz]	2.3	2.5	2.5	2.5	2.4														
Avg. Stride Length [m]	6.4	7.7	7.8	7.5	7.2														





Horse/Jockey Name	Nashira
Final Rank	5
Fastest Section Time (Section)	0:10.48 (600m)
Top Speed [km/h] (Section)	70.5 (600m)
Race State	Finished

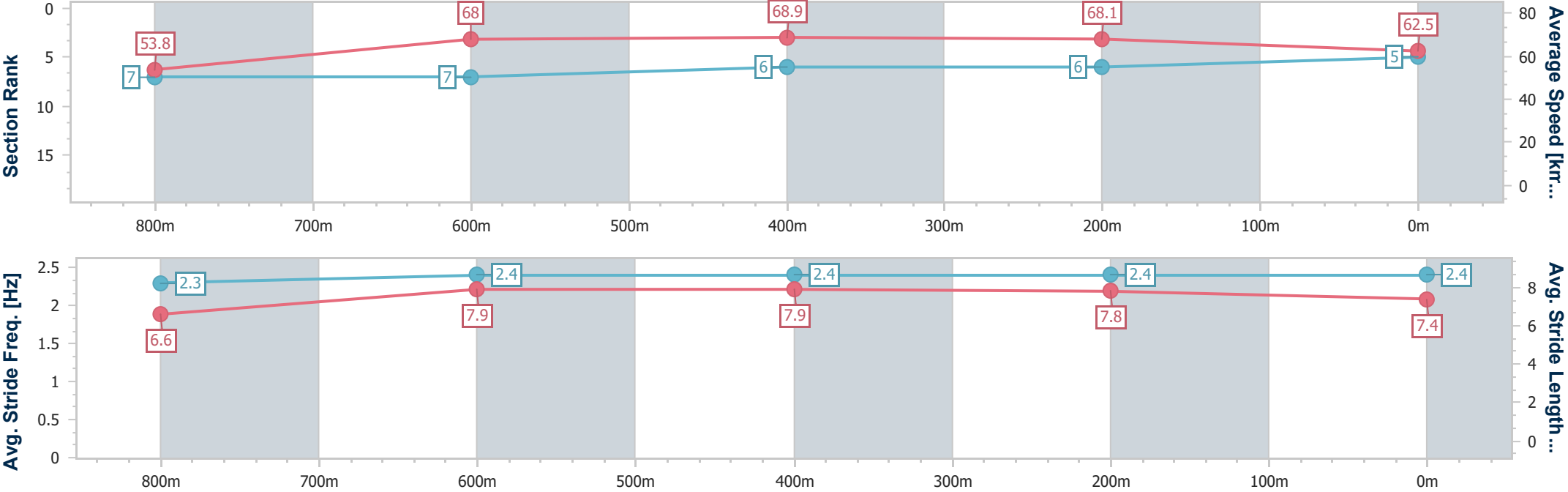


Eagle Farm QLD Professional
Race 6: SPORTING CHANCE CANCER FOUNDATION OPEN
Handicap - 1000m
15 March 2025 - 13:24
Track Rating: Good 4, Weather: Fine, Rail Position: +4.5m Entire



BRISBANE
RACING CLUB

Section	Overall	800m	600m	400m	200m										
Section Times	0:56.73 [5] (0:13.56)	0:43.17 [7] (0:10.61)	0:32.56 [7] (0:10.48)	0:22.08 [6] (0:10.57)	0:11.51 [6] (0:11.51)										
Average Speed [km/h]	53.8	68.0	68.9	68.1	62.5										
Top Speed [km/h]	69.0	69.4	70.5	69.8	65.6										
Avg. Dist. to Rail [m]	5.9	1.5	0.3	3.0	4.0										
Avg. Stride Freq. [Hz]	2.3	2.4	2.4	2.4	2.4										
Avg. Stride Length [m]	6.6	7.9	7.9	7.8	7.4										



- [] Ranking at each section and finish
- .-.- No data available at this section
- NA No data available



Horse/Jockey Name	Safework
Final Rank	6
Fastest Section Time (Section)	0:10.46 (400m)
Top Speed [km/h] (Section)	72.2 (600m)
Race State	Finished

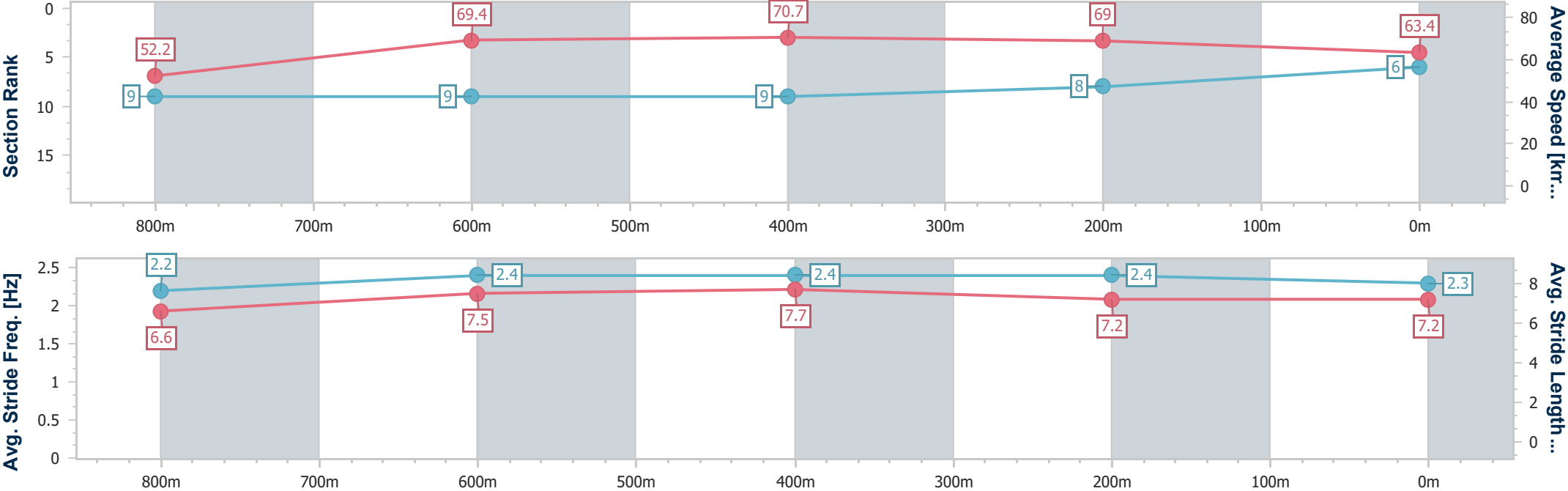


Eagle Farm QLD Professional
Race 6: SPORTING CHANCE CANCER FOUNDATION OPEN
Handicap - 1000m
15 March 2025 - 13:24
Track Rating: Good 4, Weather: Fine, Rail Position: +4.5m Entire



BRISBANE
RACING CLUB

Section	Overall	800m	600m	400m	200m														
Section Times	0:56.77 [6] (0:13.92)	0:42.85 [9] (0:10.54)	0:32.31 [9] (0:10.51)	0:21.80 [9] (0:10.46)	0:11.34 [8] (0:11.34)														
Average Speed [km/h]	52.2	69.4	70.7	69.0	63.4														
Top Speed [km/h]	68.8	70.2	72.2	71.4	66.2														
Avg. Dist. to Rail [m]	8.4	3.5	6.9	11.5	12.5														
Avg. Stride Freq. [Hz]	2.2	2.4	2.4	2.4	2.3														
Avg. Stride Length [m]	6.6	7.5	7.7	7.2	7.2														



- [] Ranking at each section and finish
- .-.- No data available at this section
- NA No data available



Horse/Jockey Name	Situation Room
Final Rank	7
Fastest Section Time (Section)	0:10.46 (600m)
Top Speed [km/h] (Section)	70.1 (800m)
Race State	Finished

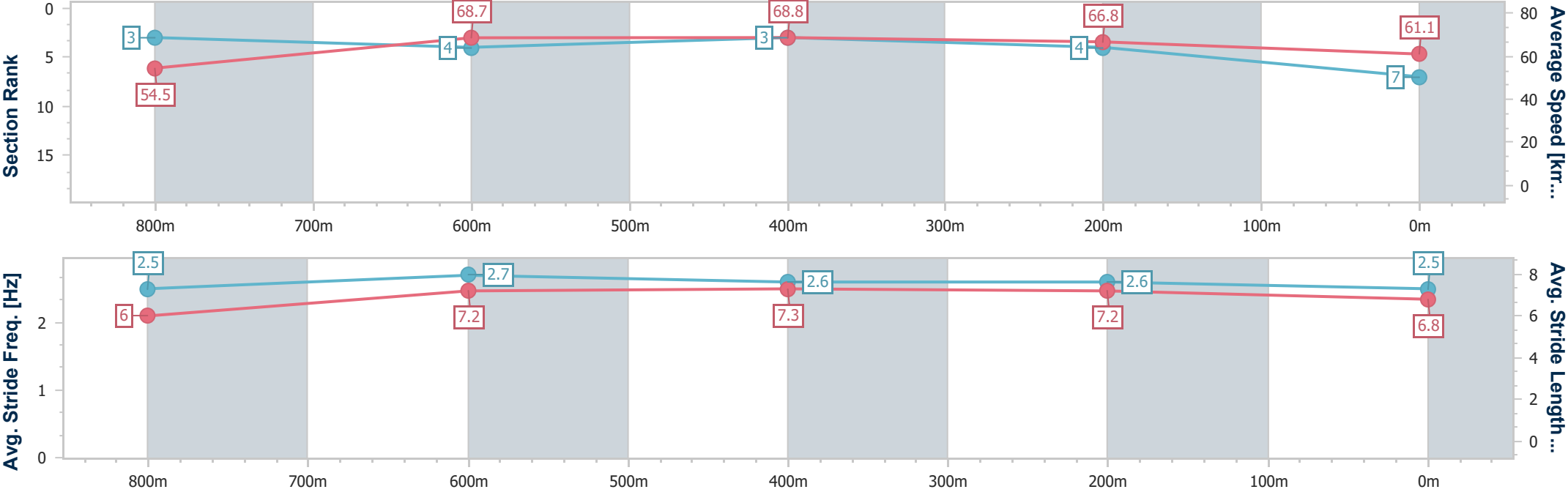


Eagle Farm QLD Professional
Race 6: SPORTING CHANCE CANCER FOUNDATION OPEN
Handicap - 1000m
15 March 2025 - 13:24
Track Rating: Good 4, Weather: Fine, Rail Position: +4.5m Entire



BRISBANE
RACING CLUB

Section	Overall	800m	600m	400m	200m														
Section Times	0:56.84 [7] (0:13.29)	0:43.55 [3] (0:10.51)	0:33.04 [4] (0:10.46)	0:22.58 [3] (0:10.76)	0:11.82 [4] (0:11.82)														
Average Speed [km/h]	54.5	68.7	68.8	66.8	61.1														
Top Speed [km/h]	68.5	70.1	70.1	69.0	64.4														
Avg. Dist. to Rail [m]	3.5	0.5	0.7	4.1	4.5														
Avg. Stride Freq. [Hz]	2.5	2.7	2.6	2.6	2.5														
Avg. Stride Length [m]	6.0	7.2	7.3	7.2	6.8														





Horse/Jockey Name	Sinawann
Final Rank	8
Fastest Section Time (Section)	0:10.59 (800m)
Top Speed [km/h] (Section)	70.1 (800m)
Race State	Finished

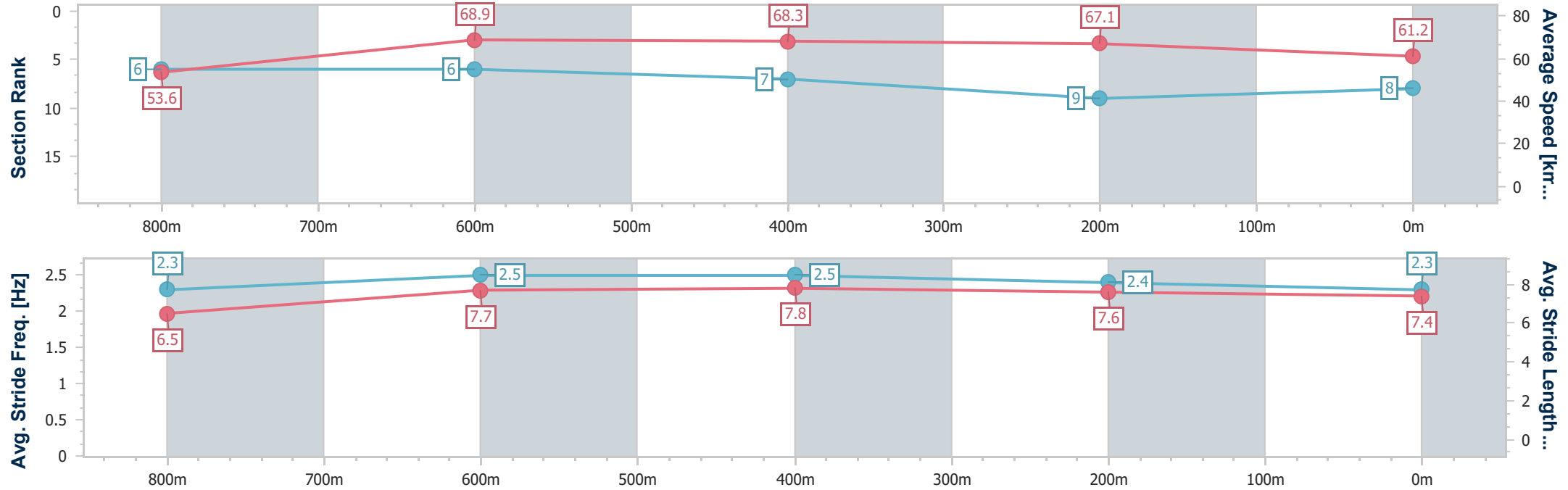


Eagle Farm QLD Professional
Race 6: SPORTING CHANCE CANCER FOUNDATION OPEN
Handicap - 1000m
15 March 2025 - 13:24
Track Rating: Good 4, Weather: Fine, Rail Position: +4.5m Entire



BRISBANE
RACING CLUB

Section	Overall	800m	600m	400m	200m															
Section Times	0:57.32 [8] (0:13.54)	0:43.78 [6] (0:10.59)	0:33.19 [6] (0:10.69)	0:22.50 [7] (0:10.72)	0:11.78 [9] (0:11.78)															
Average Speed [km/h]	53.6	68.9	68.3	67.1	61.2															
Top Speed [km/h]	68.6	70.1	69.1	69.0	65.1															
Avg. Dist. to Rail [m]	7.3	2.5	2.8	5.4	6.1															
Avg. Stride Freq. [Hz]	2.3	2.5	2.5	2.4	2.3															
Avg. Stride Length [m]	6.5	7.7	7.8	7.6	7.4															





Horse/Jockey Name	Reliable Ruby
Final Rank	9
Fastest Section Time (Section)	0:10.49 (600m)
Top Speed [km/h] (Section)	69.6 (800m)
Race State	Finished

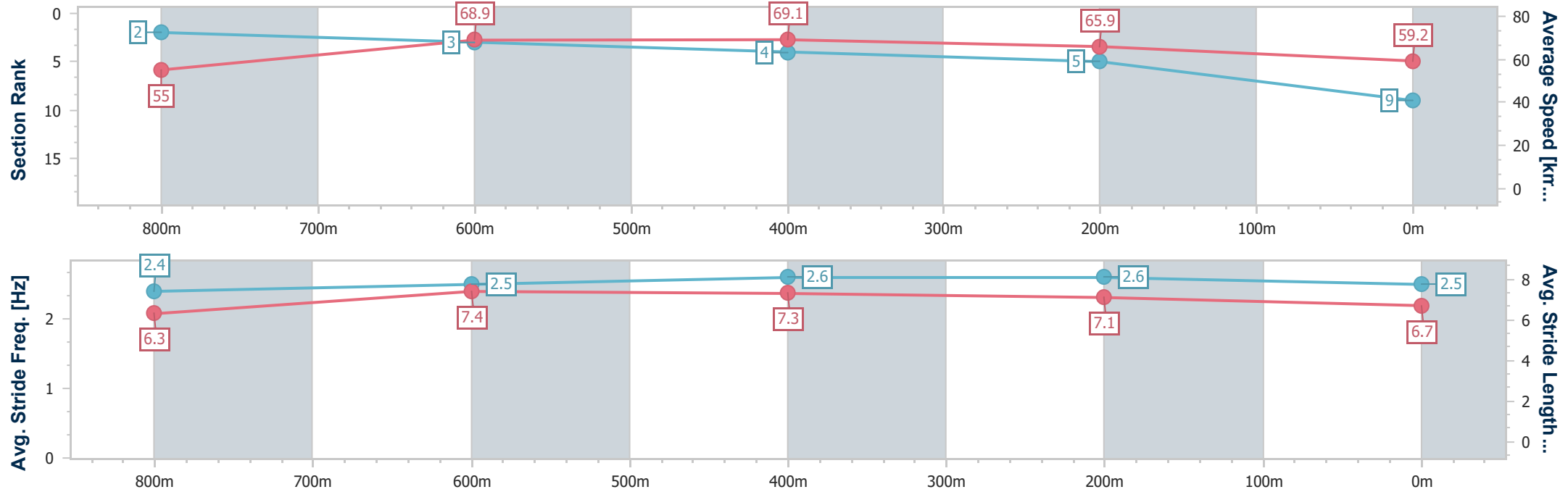


Eagle Farm QLD Professional
Race 6: SPORTING CHANCE CANCER FOUNDATION OPEN
Handicap - 1000m
15 March 2025 - 13:24
Track Rating: Good 4, Weather: Fine, Rail Position: +4.5m Entire



BRISBANE
RACING CLUB

Section	Overall	800m	600m	400m	200m														
Section Times	0:57.36 [9] (0:13.23)	0:44.13 [2] (0:10.55)	0:33.58 [3] (0:10.49)	0:23.09 [4] (0:10.93)	0:12.16 [5] (0:12.16)														
Average Speed [km/h]	55.0	68.9	69.1	65.9	59.2														
Top Speed [km/h]	68.6	69.6	69.4	68.9	63.4														
Avg. Dist. to Rail [m]	5.8	2.5	1.3	3.9	6.3														
Avg. Stride Freq. [Hz]	2.4	2.5	2.6	2.6	2.5														
Avg. Stride Length [m]	6.3	7.4	7.3	7.1	6.7														





Eagle Farm QLD Professional

Race 7: RHEEM HEAT PUMPS QTIS Two-Year-Old Handicap - 1000m

15 March 2025 - 13:59



BRISBANE
RACING CLUB

Track Rating: Good 4, Weather: Fine, Rail Position: +4.5m Entire

Section						Overall	800m	600m	400m	200m	Last 600m		
Field Times						0:57.82 (0:12.93)	0:44.89 (0:10.18)	0:34.71 (0:10.95)	0:23.76 (0:11.51)	0:12.25 (0:12.25)	0:34.71		
Rank	TAB	Horse/Jockey	Barrier	Top Speed [km/h]	Fastest Section						Margin		
1	11	FINANCIALLY FAMOUS	2	70.9	0:10.37	0:57.82 [1]	0:44.39 [6]	0:34.02 [6]	0:23.32 [4]	0:12.20 [3]	0:57.82	0:34.02	
		Jaden Lloyd		800m	800m	(0:13.43)	(0:10.37)	(0:10.70)	(0:11.12)	(0:12.20)			
2	2	IMPERVIOUS	3	72.4	0:10.24	0:58.13 [2]	0:44.96 [5]	0:34.72 [3]	0:23.88 [3]	0:12.56 [1]	1.85L	0:34.72	
		Noel Callow		800m	800m	(0:13.17)	(0:10.24)	(0:10.84)	(0:11.32)	(0:12.56)		+4	
3	1	TORO CHASE	1	71.2	0:10.28	0:58.65 [3]	0:45.60 [3]	0:35.32 [2]	0:24.49 [2]	0:13.03 [2]	4.9L	0:35.32	
		Nikita Beriman		800m	800m	(0:13.05)	(0:10.28)	(0:10.83)	(0:11.46)	(0:13.03)		+1	
4	8	BLINDING SPEED	5	71.6	0:10.67	0:58.71 [4]	0:45.75 [2]	0:35.08 [5]	0:23.93 [6]	0:12.41 [6]	5.24L	0:35.08	
		Michael Rodd		Overall	800m	(0:12.96)	(0:10.67)	(0:11.15)	(0:11.52)	(0:12.41)		+11	
5	6	SURE START	4	71.2	0:10.54	0:58.71 [5]	0:45.65 [4]	0:35.11 [4]	0:24.03 [5]	0:12.51 [5]	5.25L	0:35.11	
		Luke Dempsey		Overall	800m	(0:13.06)	(0:10.54)	(0:11.08)	(0:11.52)	(0:12.51)		+4	
6	7	BEFORE ANYONE ELSE	6	74.0	0:10.18	0:59.36 [6]	0:46.43 [1]	0:36.25 [1]	0:25.30 [1]	0:13.60 [4]	9.06L	0:36.25	
		Emily Lang		800m	800m	(0:12.93)	(0:10.18)	(0:10.95)	(0:11.70)	(0:13.60)		+7	

Scratched: On Point Pixie (#10), Kahlua Girl (#9), Benefitsofmone (#12), Saxobushi (#3), Silver Spoon (#4), Sort Cha Mess (#5)



Horse/Jockey Name	Financially Famous
Final Rank	1
Fastest Section Time (Section)	0:10.37 (800m)
Top Speed [km/h] (Section)	70.9 (800m)
Race State	Finished

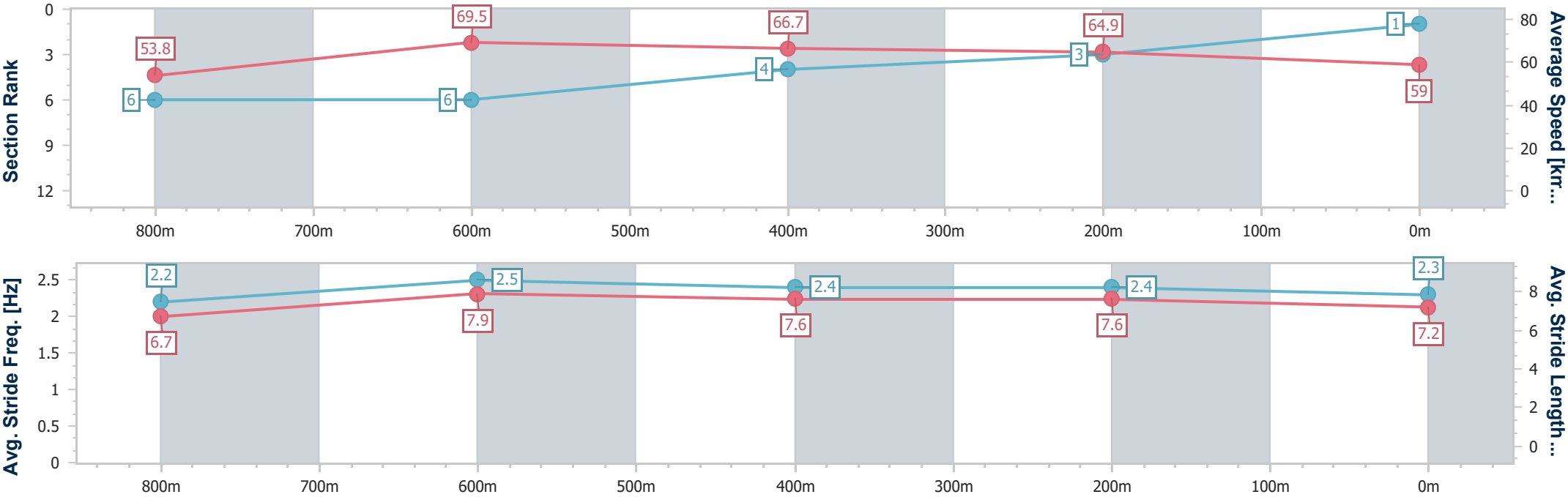


Eagle Farm QLD Professional
Race 7: RHEEM HEAT PUMPS QTIS Two-Year-Old Handicap - 1000m
15 March 2025 - 13:59
Track Rating: Good 4, Weather: Fine, Rail Position: +4.5m Entire



BRISBANE
RACING CLUB

Section	Overall	800m	600m	400m	200m														
Section Times	0:57.82 [1] (0:13.43)	0:44.39 [6] (0:10.37)	0:34.02 [6] (0:10.70)	0:23.32 [4] (0:11.12)	0:12.20 [3] (0:12.20)														
Average Speed [km/h]	53.8	69.5	66.7	64.9	59.0														
Top Speed [km/h]	70.0	70.9	68.3	66.2	62.7														
Avg. Dist. to Rail [m]	3.9	0.6	1.7	3.3	5.6														
Avg. Stride Freq. [Hz]	2.2	2.5	2.4	2.4	2.3														
Avg. Stride Length [m]	6.7	7.9	7.6	7.6	7.2														





Horse/Jockey Name	Impervious
Final Rank	2
Fastest Section Time (Section)	0:10.24 (800m)
Top Speed [km/h] (Section)	72.4 (800m)
Race State	Finished

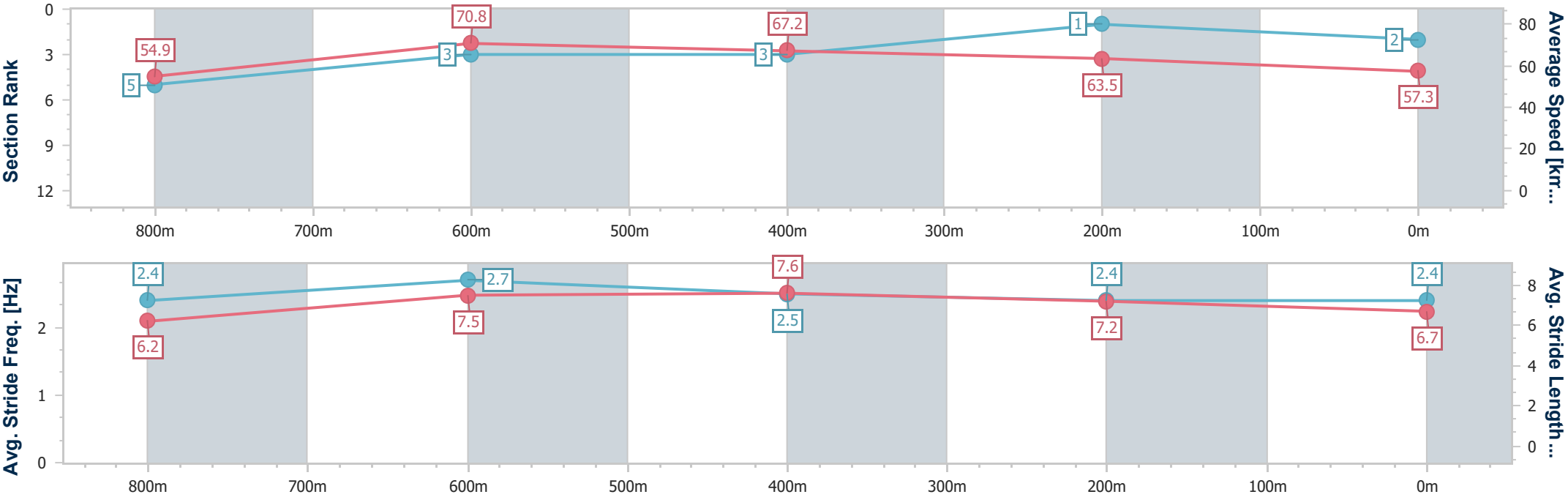


Eagle Farm QLD Professional
Race 7: RHEEM HEAT PUMPS QTIS Two-Year-Old Handicap - 1000m
15 March 2025 - 13:59
Track Rating: Good 4, Weather: Fine, Rail Position: +4.5m Entire



BRISBANE
RACING CLUB

Section	Overall	800m	600m	400m	200m															
Section Times	0:58.13 [2] (0:13.17)	0:44.96 [5] (0:10.24)	0:34.72 [3] (0:10.84)	0:23.88 [3] (0:11.32)	0:12.56 [1] (0:12.56)															
Average Speed [km/h]	54.9	70.8	67.2	63.5	57.3															
Top Speed [km/h]	71.6	72.4	70.8	67.4	60.3															
Avg. Dist. to Rail [m]	2.9	1.5	2.5	4.8	5.4															
Avg. Stride Freq. [Hz]	2.4	2.7	2.5	2.4	2.4															
Avg. Stride Length [m]	6.2	7.5	7.6	7.2	6.7															





Horse/Jockey Name	Toro Chase
Final Rank	3
Fastest Section Time (Section)	0:10.28 (800m)
Top Speed [km/h] (Section)	71.2 (800m)
Race State	Finished

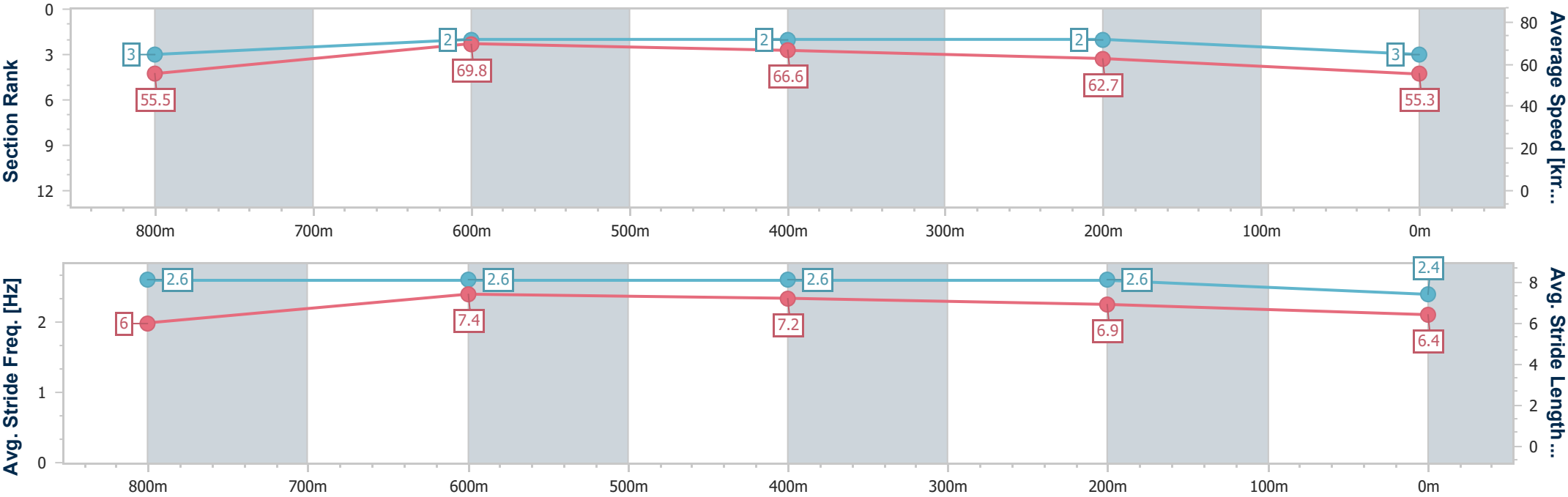


Eagle Farm QLD Professional
Race 7: RHEEM HEAT PUMPS QTIS Two-Year-Old Handicap - 1000m
15 March 2025 - 13:59
Track Rating: Good 4, Weather: Fine, Rail Position: +4.5m Entire



BRISBANE
RACING CLUB

Section	Overall	800m	600m	400m	200m														
Section Times	0:58.65 [3] (0:13.05)	0:45.60 [3] (0:10.28)	0:35.32 [2] (0:10.83)	0:24.49 [2] (0:11.46)	0:13.03 [2] (0:13.03)														
Average Speed [km/h]	55.5	69.8	66.6	62.7	55.3														
Top Speed [km/h]	70.6	71.2	69.2	65.5	60.1														
Avg. Dist. to Rail [m]	3.1	0.2	0.3	2.2	3.9														
Avg. Stride Freq. [Hz]	2.6	2.6	2.6	2.6	2.4														
Avg. Stride Length [m]	6.0	7.4	7.2	6.9	6.4														





Horse/Jockey Name	Blinding Speed
Final Rank	4
Fastest Section Time (Section)	0:10.67 (800m)
Top Speed [km/h] (Section)	71.6 (Overall)
Race State	Finished

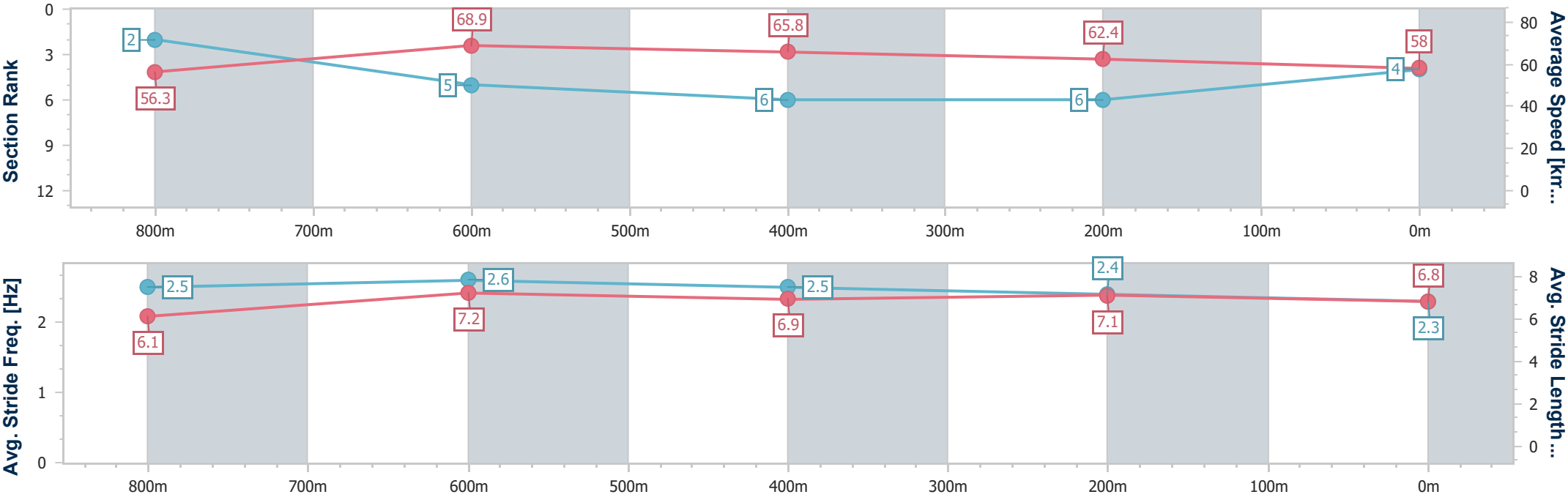


Eagle Farm QLD Professional
Race 7: RHEEM HEAT PUMPS QTIS Two-Year-Old Handicap - 1000m
15 March 2025 - 13:59
Track Rating: Good 4, Weather: Fine, Rail Position: +4.5m Entire



BRISBANE
RACING CLUB

Section	Overall	800m	600m	400m	200m														
Section Times	0:58.71 [4] (0:12.96)	0:45.75 [2] (0:10.67)	0:35.08 [5] (0:11.15)	0:23.93 [6] (0:11.52)	0:12.41 [6] (0:12.41)														
Average Speed [km/h]	56.3	68.9	65.8	62.4	58.0														
Top Speed [km/h]	71.6	71.4	66.9	64.8	60.9														
Avg. Dist. to Rail [m]	7.2	5.0	4.0	7.0	7.7														
Avg. Stride Freq. [Hz]	2.5	2.6	2.5	2.4	2.3														
Avg. Stride Length [m]	6.1	7.2	6.9	7.1	6.8														





Horse/Jockey Name	Sure Start
Final Rank	5
Fastest Section Time (Section)	0:10.54 (800m)
Top Speed [km/h] (Section)	71.2 (Overall)
Race State	Finished

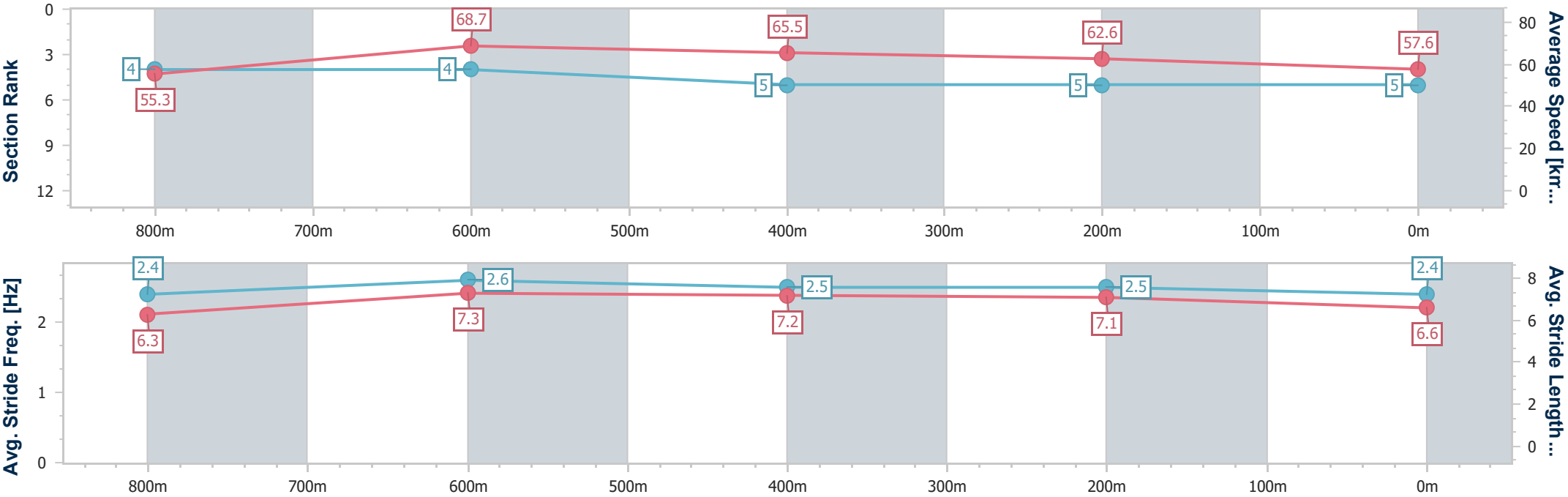


Eagle Farm QLD Professional
Race 7: RHEEM HEAT PUMPS QTIS Two-Year-Old Handicap -
1000m
15 March 2025 - 13:59
Track Rating: Good 4, Weather: Fine, Rail Position: +4.5m Entire



BRISBANE
RACING CLUB

Section	Overall	800m	600m	400m	200m															
Section Times	0:58.71 [5] (0:13.06)	0:45.65 [4] (0:10.54)	0:35.11 [4] (0:11.08)	0:24.03 [5] (0:11.52)	0:12.51 [5] (0:12.51)															
Average Speed [km/h]	55.3	68.7	65.5	62.6	57.6															
Top Speed [km/h]	71.2	71.1	66.7	64.9	60.2															
Avg. Dist. to Rail [m]	3.8	1.5	1.9	4.6	5.5															
Avg. Stride Freq. [Hz]	2.4	2.6	2.5	2.5	2.4															
Avg. Stride Length [m]	6.3	7.3	7.2	7.1	6.6															





Horse/Jockey Name	Before Anyone Else
Final Rank	6
Fastest Section Time (Section)	0:10.18 (800m)
Top Speed [km/h] (Section)	74.0 (800m)
Race State	Finished

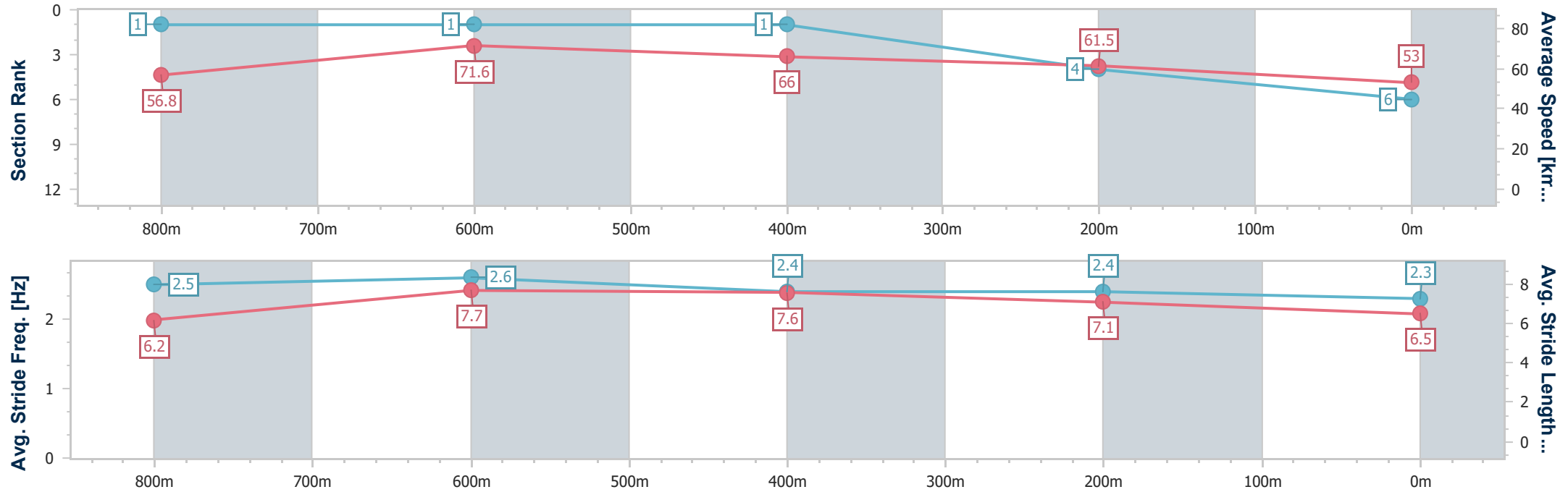


Eagle Farm QLD Professional
Race 7: RHEEM HEAT PUMPS QTIS Two-Year-Old Handicap - 1000m
15 March 2025 - 13:59
Track Rating: Good 4, Weather: Fine, Rail Position: +4.5m Entire



BRISBANE
RACING CLUB

Section	Overall	800m	600m	400m	200m										
Section Times	0:59.36 [6] (0:12.93)	0:46.43 [1] (0:10.18)	0:36.25 [1] (0:10.95)	0:25.30 [1] (0:11.70)	0:13.60 [4] (0:13.60)										
Average Speed [km/h]	56.8	71.6	66.0	61.5	53.0										
Top Speed [km/h]	73.7	74.0	68.6	64.7	58.0										
Avg. Dist. to Rail [m]	9.5	2.8	1.3	3.8	3.7										
Avg. Stride Freq. [Hz]	2.5	2.6	2.4	2.4	2.3										
Avg. Stride Length [m]	6.2	7.7	7.6	7.1	6.5										





Eagle Farm QLD Professional
Race 8: SENQ 693AM COZ & HEALS FOR BREAKFAST QTIS Three-Year-Old Handicap - 1600m
15 March 2025 - 14:33



Track Rating: Good 4, Weather: Fine, Rail Position: +4.5m Entire

Section					Overall	1400m	1200m	1000m	800m	600m	400m	Last 600m		
Field Times					1:35.73 (0:14.10)	1:21.63 (0:11.18)	1:10.45 (0:11.69)	0:58.76 (0:12.35)	0:46.41 (0:12.31)	0:34.10 (0:11.36)	0:22.74 (0:11.08)	0:34.10		
Rank	TAB	Horse/Jockey	Barrier	Top Speed [km/h]	Fastest Section									Distance Travelled [m]
1	4	PHILIA	5	66.0	0:11.08	1:35.73 [1]	1:21.49 [3]	1:10.30 [2]	0:58.53 [2]	0:46.12 [2]	0:34.03 [2]	0:22.74 [1]	0:34.03	
		Cejay Graham		1400m	400m	(0:14.24)	(0:11.19)	(0:11.77)	(0:12.41)	(0:12.09)	(0:11.29)	(0:11.08)		
2	2	DEEP FOCUS	7	67.8	0:10.83	1:36.07 [2]	1:21.30 [7]	1:09.87 [7]	0:57.68 [7]	0:45.65 [6]	0:33.56 [6]	0:22.53 [6]	0:33.56	+1
		Michael Rodd		400m	400m	(0:14.77)	(0:11.43)	(0:12.19)	(0:12.03)	(0:12.09)	(0:11.03)	(0:10.83)		
3	6	AZAFRAN	1	66.6	0:11.11	1:36.52 [3]	1:22.31 [2]	1:11.00 [3]	0:59.10 [3]	0:46.63 [3]	0:34.29 [3]	0:23.18 [3]	0:34.29	-3
		Kyle Wilson-Taylor		400m	600m	(0:14.21)	(0:11.31)	(0:11.90)	(0:12.47)	(0:12.34)	(0:11.11)	(0:11.23)		
4	1	PRINCE LEVI	4	65.8	0:11.15	1:36.77 [4]	1:22.51 [4]	1:11.15 [4]	0:59.13 [4]	0:46.73 [4]	0:34.51 [4]	0:23.31 [5]	0:34.51	+3
		Taylor Marshall		400m	400m	(0:14.26)	(0:11.36)	(0:12.02)	(0:12.40)	(0:12.22)	(0:11.20)	(0:11.15)		
5	8	PULPIT	2	67.0	0:10.84	1:36.91 [5]	1:22.21 [6]	1:10.78 [6]	0:58.65 [6]	0:46.45 [7]	0:34.31 [7]	0:23.47 [4]	0:34.31	-35
		Luke Dempsey		400m	600m	(0:14.70)	(0:11.43)	(0:12.13)	(0:12.20)	(0:12.14)	(0:10.84)	(0:11.12)		
6	3	HE'S A SAINT	3	66.5	0:11.10	1:37.07 [6]	1:22.58 [5]	1:11.19 [5]	0:58.96 [5]	0:46.79 [5]	0:34.57 [5]	0:23.47 [7]	0:34.57	+2
		Jaden Lloyd		400m	600m	(0:14.49)	(0:11.39)	(0:12.23)	(0:12.17)	(0:12.22)	(0:11.10)	(0:11.34)		
7	7	GOOD PHILLY	6	65.7	0:11.18	1:37.13 [7]	1:23.03 [1]	1:11.85 [1]	1:00.16 [1]	0:47.81 [1]	0:35.50 [1]	0:24.07 [2]	0:35.50	+0
		Luke Tarrant		1400m	1400m	(0:14.10)	(0:11.18)	(0:11.69)	(0:12.35)	(0:12.31)	(0:11.43)	(0:11.60)		

Scratched: Annie One Ready (#5)



Eagle Farm QLD Professional
Race 8: SENQ 693AM COZ & HEALS FOR BREAKFAST QTIS Three-Year-Old Handicap - 1600m
15 March 2025 - 14:33



Track Rating: Good 4, Weather: Fine, Rail Position: +4.5m Entire

Section		200m		Last 600m			
Field Times		0:11.66 (0:11.66)		0:34.10			
Rank	TAB Horse/Jockey	Barrier	Top Speed [km/h]	Fastest Section	Margin	Distance Travelled [m]	
1	4 PHILIA	5	66.0	0:11.08	0:11.66 [1]	1:35.73	0:34.03
	Cejay Graham		1400m	400m	(0:11.66)		
2	2 DEEP FOCUS	7	67.8	0:10.83	0:11.70 [2]	1.96L	0:33.56 +1
	Michael Rodd		400m	400m	(0:11.70)		
3	6 AZAFRAN	1	66.6	0:11.11	0:11.95 [4]	4.6L	0:34.29 -3
	Kyle Wilson-Taylor		400m	600m	(0:11.95)		
4	1 PRINCE LEVI	4	65.8	0:11.15	0:12.16 [5]	6.08L	0:34.51 +3
	Taylor Marshall		400m	400m	(0:12.16)		
5	8 PULPIT	2	67.0	0:10.84	0:12.35 [3]	6.93L	0:34.31 -35
	Luke Dempsey		400m	600m	(0:12.35)		
6	3 HE'S A SAINT	3	66.5	0:11.10	0:12.13 [7]	7.85L	0:34.57 +2
	Jaden Lloyd		400m	600m	(0:12.13)		
7	7 GOOD PHILLY	6	65.7	0:11.18	0:12.47 [6]	8.23L	0:35.50 +0
	Luke Tarrant		1400m	1400m	(0:12.47)		

Scratched: Annie One Ready (#5)



Horse/Jockey Name	Philia
Final Rank	1
Fastest Section Time (Section)	0:11.08 (400m)
Top Speed [km/h] (Section)	66.0 (1400m)
Race State	Finished

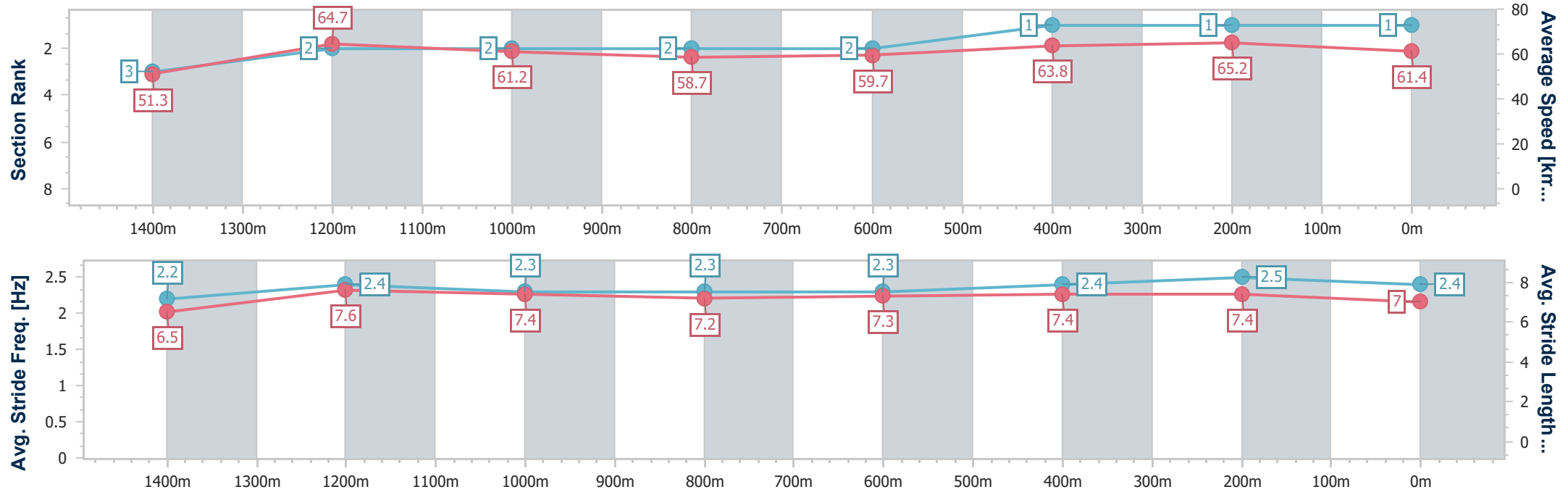


Eagle Farm QLD Professional
Race 8: SENQ 693AM COZ & HEALS FOR BREAKFAST QTIS
Three-Year-Old Handicap - 1600m
15 March 2025 - 14:33
Track Rating: Good 4, Weather: Fine, Rail Position: +4.5m Entire



BRISBANE
RACING CLUB

Section	Overall	1400m	1200m	1000m	800m	600m	400m	200m					
Section Times	1:35.73 [1] (0:14.24)	1:21.49 [3] (0:11.19)	1:10.30 [2] (0:11.77)	0:58.53 [2] (0:12.41)	0:46.12 [2] (0:12.09)	0:34.03 [2] (0:11.29)	0:22.74 [1] (0:11.08)	0:11.66 [1] (0:11.66)					
Average Speed [km/h]	51.3	64.7	61.2	58.7	59.7	63.8	65.2	61.4					
Top Speed [km/h]	61.6	66.0	65.1	61.8	60.5	64.7	65.8	65.8					
Avg. Dist. to Rail [m]	10.5	4.2	3.0	1.7	0.6	0.3	1.5	3.0					
Avg. Stride Freq. [Hz]	2.2	2.4	2.3	2.3	2.3	2.4	2.5	2.4					
Avg. Stride Length [m]	6.5	7.6	7.4	7.2	7.3	7.4	7.4	7.0					





Horse/Jockey Name	Deep Focus
Final Rank	2
Fastest Section Time (Section)	0:10.83 (400m)
Top Speed [km/h] (Section)	67.8 (400m)
Race State	Finished

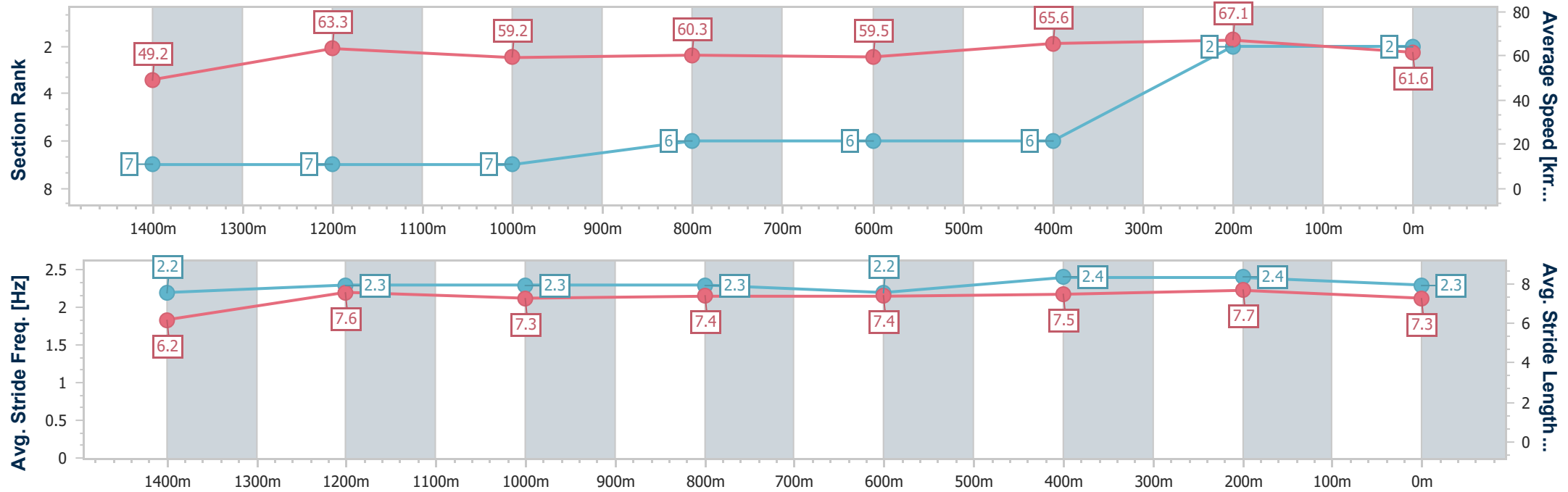


Eagle Farm QLD Professional
Race 8: SENQ 693AM COZ & HEALS FOR BREAKFAST QTIS
Three-Year-Old Handicap - 1600m
15 March 2025 - 14:33
Track Rating: Good 4, Weather: Fine, Rail Position: +4.5m Entire



BRISBANE
RACING CLUB

Section	Overall	1400m	1200m	1000m	800m	600m	400m	200m					
Section Times	1:36.07 [2] (0:14.77)	1:21.30 [7] (0:11.43)	1:09.87 [7] (0:12.19)	0:57.68 [7] (0:12.03)	0:45.65 [6] (0:12.09)	0:33.56 [6] (0:11.03)	0:22.53 [6] (0:10.83)	0:11.70 [2] (0:11.70)					
Average Speed [km/h]	49.2	63.3	59.2	60.3	59.5	65.6	67.1	61.6					
Top Speed [km/h]	58.6	64.0	63.9	61.2	61.2	66.6	67.8	67.2					
Avg. Dist. to Rail [m]	10.8	3.2	2.8	1.2	0.2	1.6	6.6	7.4					
Avg. Stride Freq. [Hz]	2.2	2.3	2.3	2.3	2.2	2.4	2.4	2.3					
Avg. Stride Length [m]	6.2	7.6	7.3	7.4	7.4	7.5	7.7	7.3					





Horse/Jockey Name	Azafran
Final Rank	3
Fastest Section Time (Section)	0:11.11 (600m)
Top Speed [km/h] (Section)	66.6 (400m)
Race State	Finished

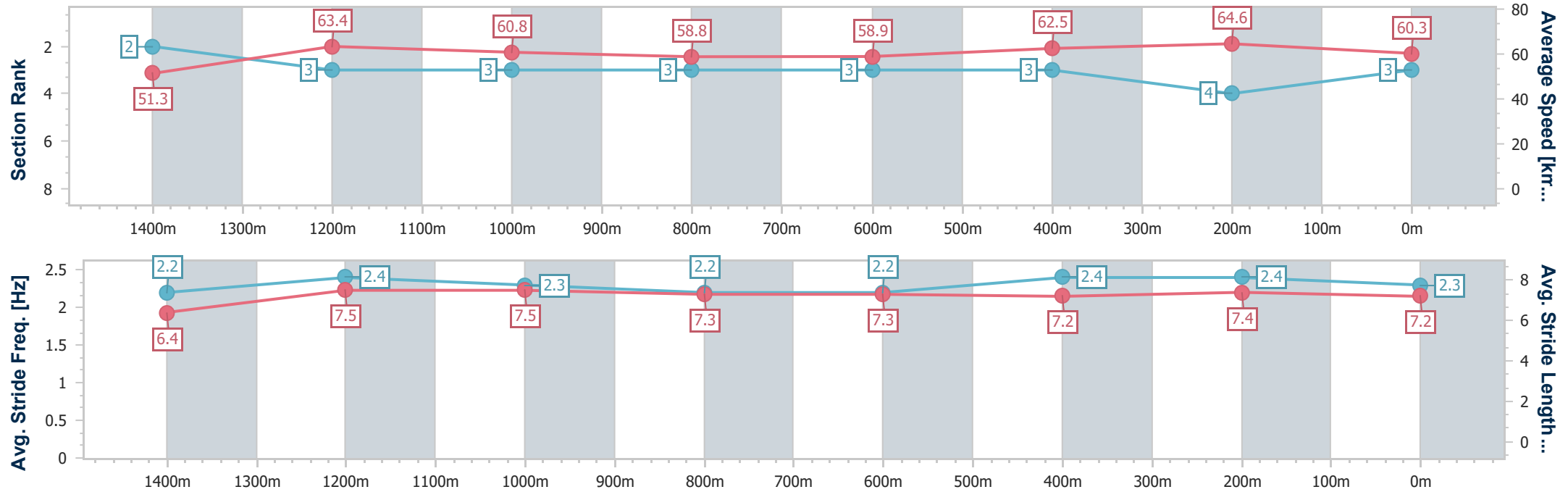


Eagle Farm QLD Professional
Race 8: SENQ 693AM COZ & HEALS FOR BREAKFAST QTIS
Three-Year-Old Handicap - 1600m
15 March 2025 - 14:33
Track Rating: Good 4, Weather: Fine, Rail Position: +4.5m Entire



BRISBANE
RACING CLUB

Section	Overall	1400m	1200m	1000m	800m	600m	400m	200m					
Section Times	1:36.52 [3] (0:14.21)	1:22.31 [2] (0:11.31)	1:11.00 [3] (0:11.90)	0:59.10 [3] (0:12.47)	0:46.63 [3] (0:12.34)	0:34.29 [3] (0:11.11)	0:23.18 [3] (0:11.23)	0:11.95 [4] (0:11.95)					
Average Speed [km/h]	51.3	63.4	60.8	58.8	58.9	62.5	64.6	60.3					
Top Speed [km/h]	59.8	64.9	64.3	61.1	60.0	66.0	66.6	64.7					
Avg. Dist. to Rail [m]	5.9	1.4	2.6	3.1	2.8	0.8	2.0	4.5					
Avg. Stride Freq. [Hz]	2.2	2.4	2.3	2.2	2.2	2.4	2.4	2.3					
Avg. Stride Length [m]	6.4	7.5	7.5	7.3	7.3	7.2	7.4	7.2					



[] Ranking at each section and finish
-.-.- No data available at this section
NA No data available



Horse/Jockey Name	Prince Levi
Final Rank	4
Fastest Section Time (Section)	0:11.15 (400m)
Top Speed [km/h] (Section)	65.8 (400m)
Race State	Finished

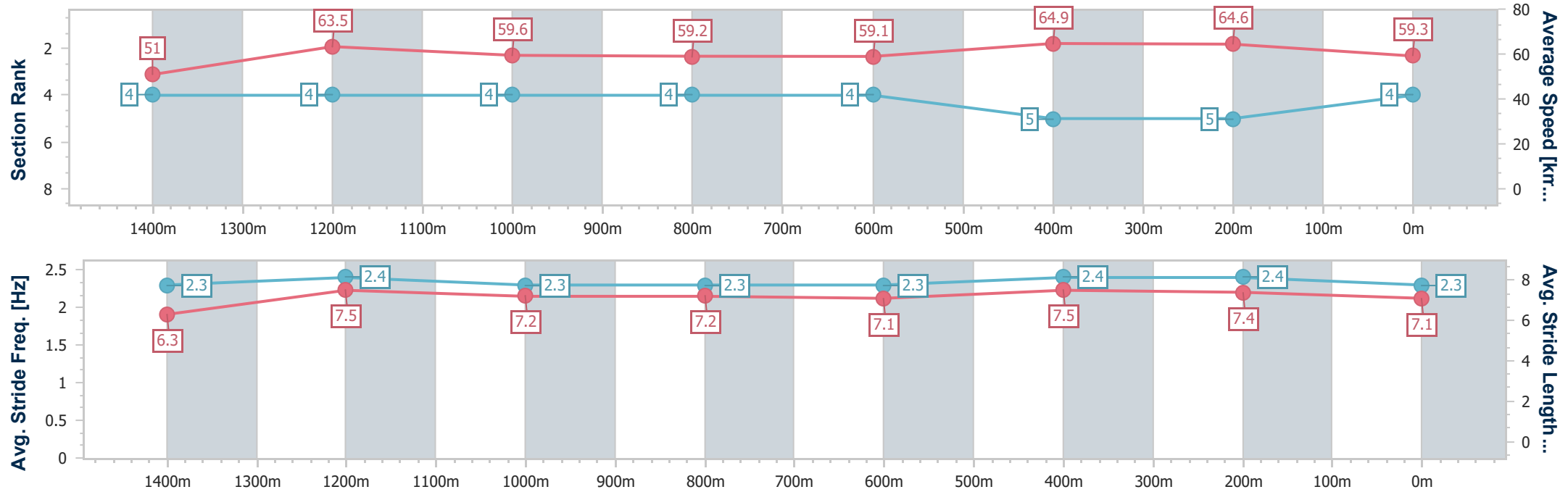


Eagle Farm QLD Professional
Race 8: SENQ 693AM COZ & HEALS FOR BREAKFAST QTIS
Three-Year-Old Handicap - 1600m
15 March 2025 - 14:33
Track Rating: Good 4, Weather: Fine, Rail Position: +4.5m Entire



BRISBANE
RACING CLUB

Section	Overall	1400m	1200m	1000m	800m	600m	400m	200m					
Section Times	1:36.77 [4] (0:14.26)	1:22.51 [4] (0:11.36)	1:11.15 [4] (0:12.02)	0:59.13 [4] (0:12.40)	0:46.73 [4] (0:12.22)	0:34.51 [4] (0:11.20)	0:23.31 [5] (0:11.15)	0:12.16 [5] (0:12.16)					
Average Speed [km/h]	51.0	63.5	59.6	59.2	59.1	64.9	64.6	59.3					
Top Speed [km/h]	60.4	64.4	64.0	60.4	60.0	65.3	65.8	65.3					
Avg. Dist. to Rail [m]	8.6	3.0	3.1	2.8	1.7	1.2	4.7	6.6					
Avg. Stride Freq. [Hz]	2.3	2.4	2.3	2.3	2.3	2.4	2.4	2.3					
Avg. Stride Length [m]	6.3	7.5	7.2	7.2	7.1	7.5	7.4	7.1					





Horse/Jockey Name	Pulpit
Final Rank	5
Fastest Section Time (Section)	0:10.84 (600m)
Top Speed [km/h] (Section)	67.0 (400m)
Race State	Finished

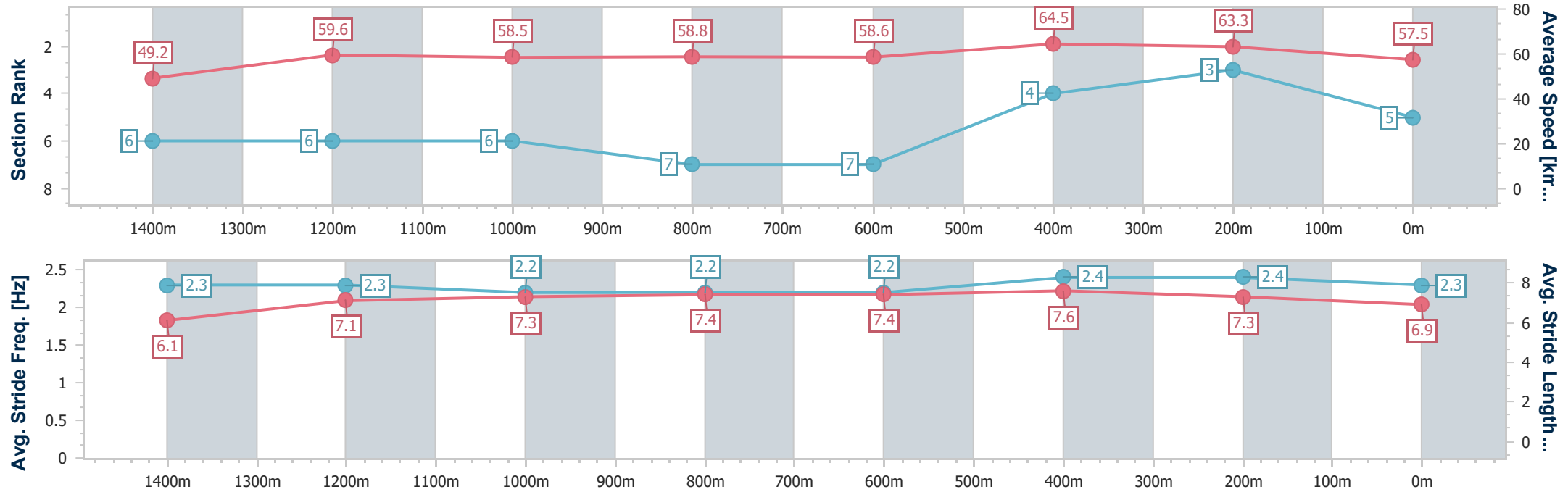


Eagle Farm QLD Professional
Race 8: SENQ 693AM COZ & HEALS FOR BREAKFAST QTIS
Three-Year-Old Handicap - 1600m
15 March 2025 - 14:33
Track Rating: Good 4, Weather: Fine, Rail Position: +4.5m Entire



BRISBANE
RACING CLUB

Section	Overall	1400m	1200m	1000m	800m	600m	400m	200m					
Section Times	1:36.91 [5] (0:14.70)	1:22.21 [6] (0:11.43)	1:10.78 [6] (0:12.13)	0:58.65 [6] (0:12.20)	0:46.45 [7] (0:12.14)	0:34.31 [7] (0:10.84)	0:23.47 [4] (0:11.12)	0:12.35 [3] (0:12.35)					
Average Speed [km/h]	49.2	59.6	58.5	58.8	58.6	64.5	63.3	57.5					
Top Speed [km/h]	58.7	64.0	64.0	59.9	59.9	65.7	67.0	65.0					
Avg. Dist. to Rail [m]	6.6	2.0	2.2	0.8	2.6	4.6	1.2	0.7					
Avg. Stride Freq. [Hz]	2.3	2.3	2.2	2.2	2.2	2.4	2.4	2.3					
Avg. Stride Length [m]	6.1	7.1	7.3	7.4	7.4	7.6	7.3	6.9					





Horse/Jockey Name	He's A Saint
Final Rank	6
Fastest Section Time (Section)	0:11.10 (600m)
Top Speed [km/h] (Section)	66.5 (400m)
Race State	Finished

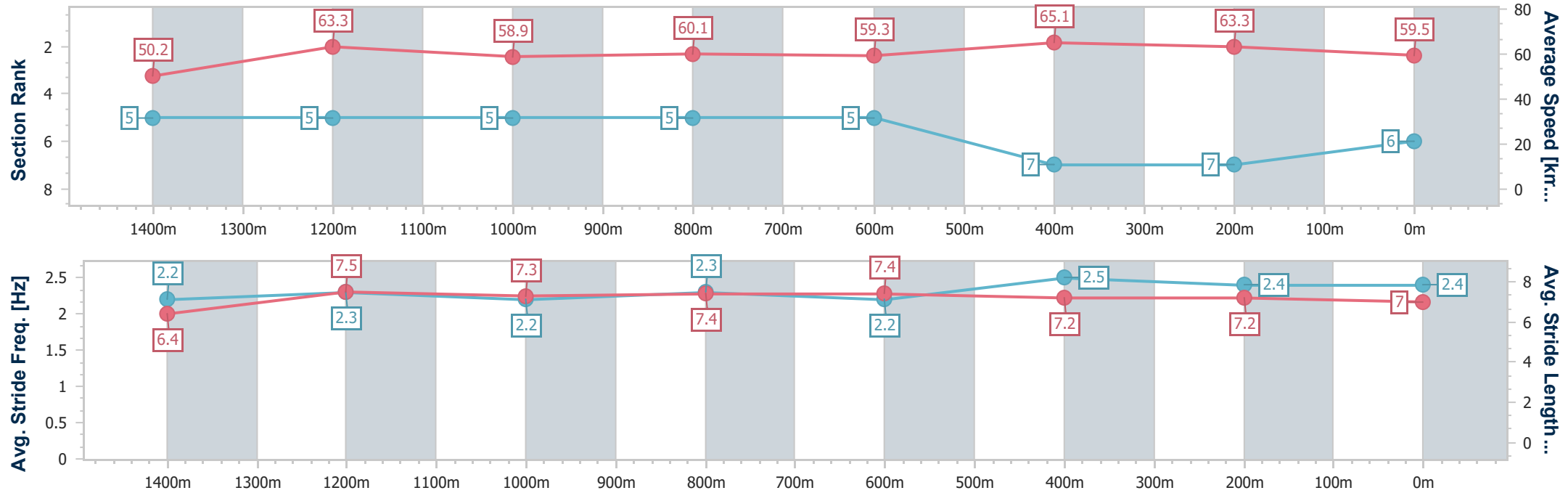


Eagle Farm QLD Professional
Race 8: SENQ 693AM COZ & HEALS FOR BREAKFAST QTIS
Three-Year-Old Handicap - 1600m
15 March 2025 - 14:33
Track Rating: Good 4, Weather: Fine, Rail Position: +4.5m Entire



BRISBANE
RACING CLUB

Section	Overall	1400m	1200m	1000m	800m	600m	400m	200m					
Section Times	1:37.07 [6] (0:14.49)	1:22.58 [5] (0:11.39)	1:11.19 [5] (0:12.23)	0:58.96 [5] (0:12.17)	0:46.79 [5] (0:12.22)	0:34.57 [5] (0:11.10)	0:23.47 [7] (0:11.34)	0:12.13 [7] (0:12.13)					
Average Speed [km/h]	50.2	63.3	58.9	60.1	59.3	65.1	63.3	59.5					
Top Speed [km/h]	59.3	64.1	64.0	60.8	60.3	66.3	66.5	64.0					
Avg. Dist. to Rail [m]	7.7	3.1	2.7	2.3	1.4	2.2	5.0	3.3					
Avg. Stride Freq. [Hz]	2.2	2.3	2.2	2.3	2.2	2.5	2.4	2.4					
Avg. Stride Length [m]	6.4	7.5	7.3	7.4	7.4	7.2	7.2	7.0					





Horse/Jockey Name	Good Philly
Final Rank	7
Fastest Section Time (Section)	0:11.18 (1400m)
Top Speed [km/h] (Section)	65.7 (1400m)
Race State	Finished

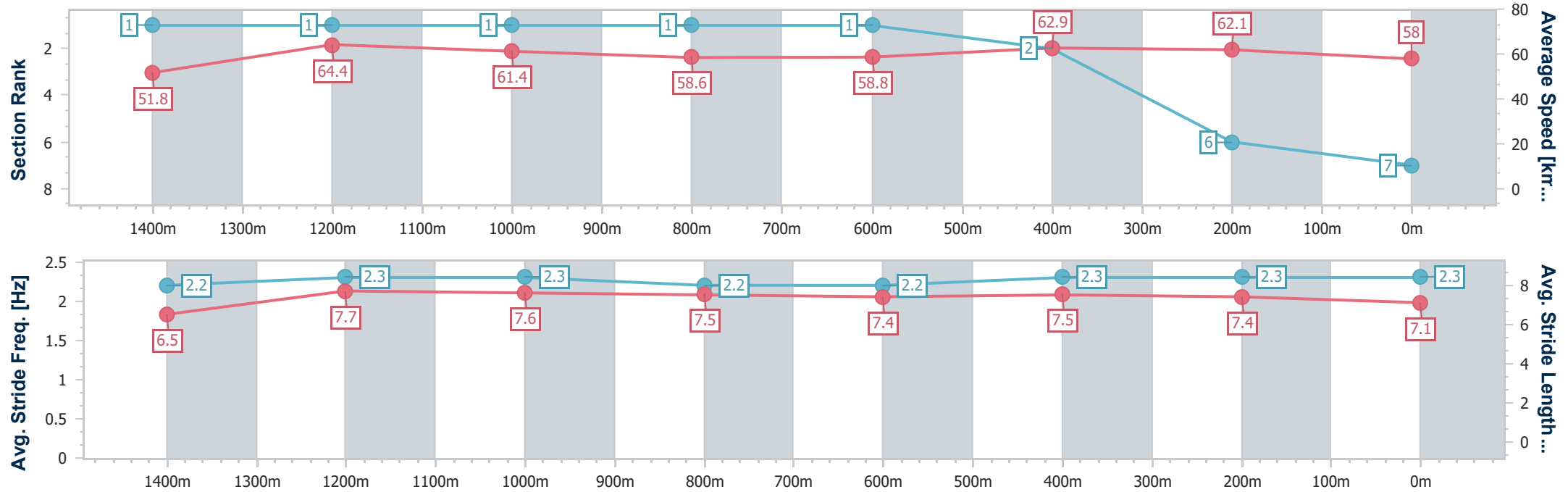


Eagle Farm QLD Professional
Race 8: SENQ 693AM COZ & HEALS FOR BREAKFAST QTIS
Three-Year-Old Handicap - 1600m
15 March 2025 - 14:33
Track Rating: Good 4, Weather: Fine, Rail Position: +4.5m Entire



BRISBANE
RACING CLUB

Section	Overall	1400m	1200m	1000m	800m	600m	400m	200m					
Section Times	1:37.13 [7] (0:14.10)	1:23.03 [1] (0:11.18)	1:11.85 [1] (0:11.69)	1:00.16 [1] (0:12.35)	0:47.81 [1] (0:12.31)	0:35.50 [1] (0:11.43)	0:24.07 [2] (0:11.60)	0:12.47 [6] (0:12.47)					
Average Speed [km/h]	51.8	64.4	61.4	58.6	58.8	62.9	62.1	58.0					
Top Speed [km/h]	60.4	65.7	65.0	61.9	59.7	63.7	63.9	62.5					
Avg. Dist. to Rail [m]	9.8	3.1	1.1	1.0	1.8	1.0	1.9	1.6					
Avg. Stride Freq. [Hz]	2.2	2.3	2.3	2.2	2.2	2.3	2.3	2.3					
Avg. Stride Length [m]	6.5	7.7	7.6	7.5	7.4	7.5	7.4	7.1					





Eagle Farm QLD Professional
Race 9: AC SELECT Class 1 Handicap - 1200m

15 March 2025 - 15:08



BRISBANE
RACING CLUB

Track Rating: Good 4, Weather: Fine, Rail Position: +4.5m Entire

Section						Overall	1000m	800m	600m	400m	200m	Last 600m		
Field Times						1:10.13 (0:13.62)	0:56.51 (0:10.94)	0:45.57 (0:11.49)	0:34.08 (0:11.56)	0:22.52 (0:10.91)	0:11.61 (0:11.61)	0:34.08		
Rank	TAB	Horse/Jockey	Barrier	Top Speed [km/h]	Fastest Section							Margin	Distance Travelled [m]	
1	2	ANTONITO	2	67.3	0:10.89	1:10.13 [1]	0:56.46 [3]	0:45.57 [1]	0:34.08 [1]	0:22.52 [1]	0:11.61 [1]	1:10.13	0:34.08	
		Noel Callow		400m	1000m	(0:13.67)	(0:10.89)	(0:11.49)	(0:11.56)	(0:10.91)	(0:11.61)			
2	8	CHO OYU	3	68.0	0:10.75	1:10.21 [2]	0:56.21 [5]	0:44.93 [6]	0:33.45 [5]	0:22.03 [5]	0:11.28 [5]	0.46L	0:33.45	+1
		Luke Dempsey		400m	400m	(0:14.00)	(0:11.28)	(0:11.48)	(0:11.42)	(0:10.75)	(0:11.28)			
3	17	BLITZUM	9	67.7	0:10.79	1:10.28 [3]	0:56.38 [4]	0:45.11 [4]	0:33.54 [4]	0:22.40 [3]	0:11.61 [2]	0.91L	0:33.54	+5
		Kyle Wilson-Taylor		400m	400m	(0:13.90)	(0:11.27)	(0:11.57)	(0:11.14)	(0:10.79)	(0:11.61)			
4	9	MERCIAN	5	67.5	0:10.82	1:10.41 [4]	0:56.79 [1]	0:45.52 [3]	0:33.93 [3]	0:22.34 [4]	0:11.52 [4]	1.63L	0:33.93	+6
		Georgina Cartwright		400m	400m	(0:13.62)	(0:11.27)	(0:11.59)	(0:11.59)	(0:10.82)	(0:11.52)			
5	6	DANCE WIZZARD	6	68.5	0:10.98	1:10.41 [5]	0:56.78 [2]	0:45.80 [2]	0:33.99 [2]	0:22.56 [2]	0:11.58 [3]	1.67L	0:33.99	+10
		Ryan Maloney		1000m	1000m	(0:13.63)	(0:10.98)	(0:11.81)	(0:11.43)	(0:10.98)	(0:11.58)			
6	13	MIST OF DAWN	7	68.2	0:10.76	1:10.45 [6]	0:56.03 [9]	0:44.77 [9]	0:33.35 [9]	0:22.10 [8]	0:11.34 [6]	1.9L	0:33.35	-3
		Martin Harley		400m	400m	(0:14.42)	(0:11.26)	(0:11.42)	(0:11.25)	(0:10.76)	(0:11.34)			
7	19	VOCALS	1	67.7	0:10.72	1:10.54 [7]	0:56.26 [8]	0:45.06 [8]	0:33.53 [8]	0:22.14 [9]	0:11.42 [8]	2.44L	0:33.53	+1
		Madeleine Wishart		400m	400m	(0:14.28)	(0:11.20)	(0:11.53)	(0:11.39)	(0:10.72)	(0:11.42)			
8	1	RIVER RIBBLE	4	66.7	0:10.88	1:10.64 [8]	0:56.43 [7]	0:45.34 [7]	0:33.88 [6]	0:22.40 [7]	0:11.52 [7]	2.98L	0:33.88	+5
		Courtney Bellamy		400m	400m	(0:14.21)	(0:11.09)	(0:11.46)	(0:11.48)	(0:10.88)	(0:11.52)			
9	3	PALANTUS	8	67.0	0:11.01	1:10.83 [9]	0:56.70 [6]	0:45.61 [5]	0:34.05 [7]	0:22.63 [6]	0:11.62 [9]	4.15L	0:34.05	+11
		Justin Huxtable		1000m	400m	(0:14.13)	(0:11.09)	(0:11.56)	(0:11.42)	(0:11.01)	(0:11.62)			
10	7	SOUTH SEA	10	68.7	0:10.78	1:10.88 [10]	0:56.44 [10]	0:45.19 [10]	0:33.73 [10]	0:22.41 [10]	0:11.63 [10]	4.4L	0:33.73	+7
		Boris Thornton		400m	400m	(0:14.44)	(0:11.25)	(0:11.46)	(0:11.32)	(0:10.78)	(0:11.63)			

Scratched: Sidled (#23), Poster Girl (#4), Concession (#5), Rose Noir (#10), Sunlight Majesty (#12), Caxton Lass (#15), Maconda (#16), Bloodhawke (#18), Littlemisscancan (#21), Aquaholic (#22), Mohite (#14)

Report Created: Sat 15 March 2025 15:29 GMT+10 (Note: Timing is based on position data)

Page 1/14

[] Ranking at each section and finish
-:-:- No data available at this section
NA No data available

SCN Saddle cloth number
DNF Did not finish
DNT Did not track

data processed by  TRIPLESDATA



Eagle Farm QLD Professional
Race 9: AC SELECT Class 1 Handicap - 1200m
15 March 2025 - 15:08



Track Rating: Good 4, Weather: Fine, Rail Position: +4.5m Entire

Section						Overall	1000m	800m	600m	400m	200m	Last 600m		
Field Times						1:10.13 (0:13.62)	0:56.51 (0:10.94)	0:45.57 (0:11.49)	0:34.08 (0:11.56)	0:22.52 (0:10.91)	0:11.61 (0:11.61)	0:34.08		
Rank	TAB	Horse/Jockey	Barrier	Top Speed [km/h]	Fastest Section							Margin		Distance Travelled [m]
11	11	MEHRETU	12	69.3	0:10.82	1:10.91 [11]	0:56.12 [12]	0:44.84 [12]	0:33.47 [11]	0:22.24 [12]	0:11.42 [11]	4.59L	0:33.47	+3
		Emily Lang		400m	400m	(0:14.79)	(0:11.28)	(0:11.37)	(0:11.23)	(0:10.82)	(0:11.42)			
12	20	COOL MUSIC	11	67.6	0:10.90	1:11.26 [12]	0:56.67 [11]	0:45.32 [11]	0:33.79 [12]	0:22.64 [11]	0:11.74 [12]	6.65L	0:33.79	+12
		Luke Tarrant		400m	400m	(0:14.59)	(0:11.35)	(0:11.53)	(0:11.15)	(0:10.90)	(0:11.74)			

Scratched: Sidled (#23), Poster Girl (#4), Concession (#5), Rose Noir (#10), Sunlight Majesty (#12), Caxton Lass (#15), Maconda (#16), Bloodhawke (#18), Littlemisscancan (#21), Aquaholic (#22), Mohite (#14)



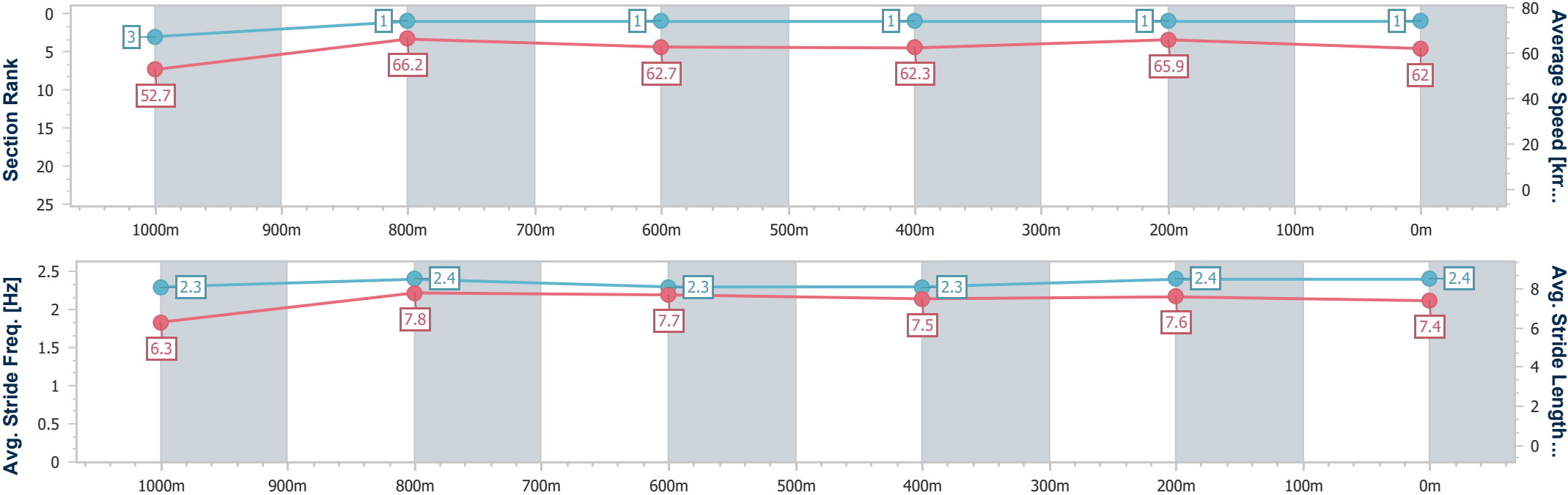
Horse/Jockey Name	Antonito
Final Rank	1
Fastest Section Time (Section)	0:10.89 (1000m)
Top Speed [km/h] (Section)	67.3 (400m)
Race State	Finished



Eagle Farm QLD Professional
Race 9: AC SELECT Class 1 Handicap - 1200m
15 March 2025 - 15:08
Track Rating: Good 4, Weather: Fine, Rail Position: +4.5m Entire



Section	Overall	1000m	800m	600m	400m	200m							
Section Times	1:10.13 [1] (0:13.67)	0:56.46 [3] (0:10.89)	0:45.57 [1] (0:11.49)	0:34.08 [1] (0:11.56)	0:22.52 [1] (0:10.91)	0:11.61 [1] (0:11.61)							
Average Speed [km/h]	52.7	66.2	62.7	62.3	65.9	62.0							
Top Speed [km/h]	65.9	67.2	66.0	65.9	67.3	65.5							
Avg. Dist. to Rail [m]	1.2	0.3	0.2	0.3	2.1	2.7							
Avg. Stride Freq. [Hz]	2.3	2.4	2.3	2.3	2.4	2.4							
Avg. Stride Length [m]	6.3	7.8	7.7	7.5	7.6	7.4							





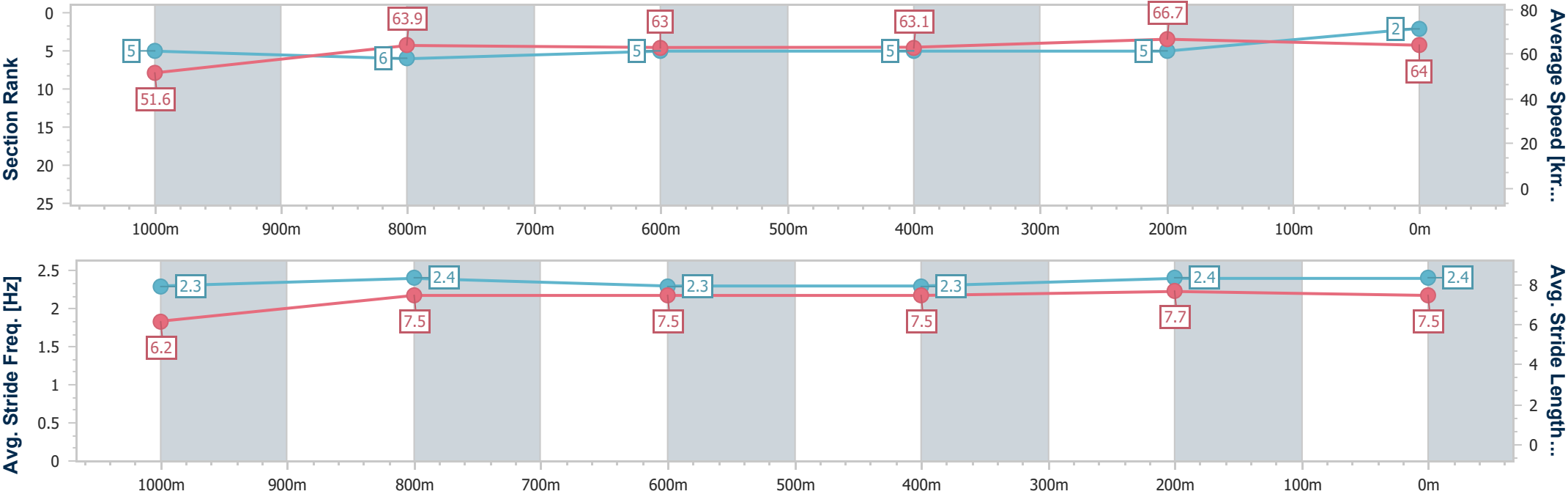
Horse/Jockey Name	Cho Oyu
Final Rank	2
Fastest Section Time (Section)	0:10.75 (400m)
Top Speed [km/h] (Section)	68.0 (400m)
Race State	Finished



Eagle Farm QLD Professional
Race 9: AC SELECT Class 1 Handicap - 1200m
15 March 2025 - 15:08
Track Rating: Good 4, Weather: Fine, Rail Position: +4.5m Entire



Section	Overall	1000m	800m	600m	400m	200m							
Section Times	1:10.21 [2] (0:14.00)	0:56.21 [5] (0:11.28)	0:44.93 [6] (0:11.48)	0:33.45 [5] (0:11.42)	0:22.03 [5] (0:10.75)	0:11.28 [5] (0:11.28)							
Average Speed [km/h]	51.6	63.9	63.0	63.1	66.7	64.0							
Top Speed [km/h]	64.5	65.2	64.2	66.2	68.0	67.1							
Avg. Dist. to Rail [m]	2.2	0.9	0.5	0.4	1.5	3.3							
Avg. Stride Freq. [Hz]	2.3	2.4	2.3	2.3	2.4	2.4							
Avg. Stride Length [m]	6.2	7.5	7.5	7.5	7.7	7.5							



[] Ranking at each section and finish
-.-.- No data available at this section
NA No data available



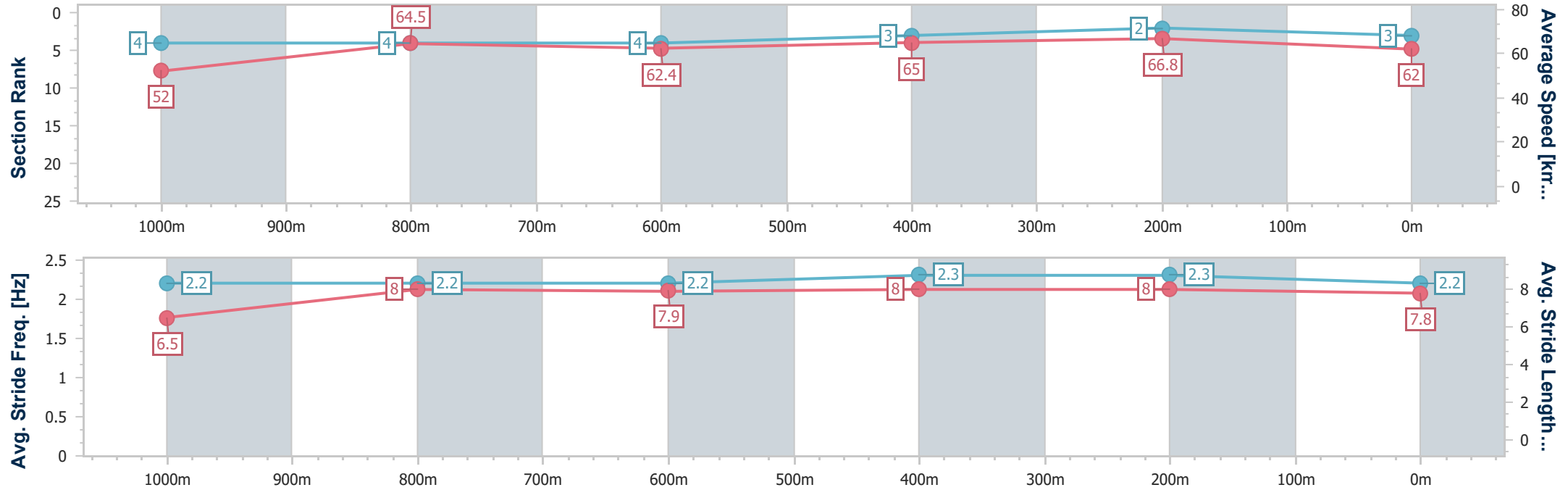
Horse/Jockey Name	Blitzum
Final Rank	3
Fastest Section Time (Section)	0:10.79 (400m)
Top Speed [km/h] (Section)	67.7 (400m)
Race State	Finished



Eagle Farm QLD Professional
Race 9: AC SELECT Class 1 Handicap - 1200m
15 March 2025 - 15:08
Track Rating: Good 4, Weather: Fine, Rail Position: +4.5m Entire



Section	Overall	1000m	800m	600m	400m	200m							
Section Times	1:10.28 [3] (0:13.90)	0:56.38 [4] (0:11.27)	0:45.11 [4] (0:11.57)	0:33.54 [4] (0:11.14)	0:22.40 [3] (0:10.79)	0:11.61 [2] (0:11.61)							
Average Speed [km/h]	52.0	64.5	62.4	65.0	66.8	62.0							
Top Speed [km/h]	65.5	65.6	64.1	66.6	67.7	65.3							
Avg. Dist. to Rail [m]	6.2	2.4	1.2	0.8	4.3	5.7							
Avg. Stride Freq. [Hz]	2.2	2.2	2.2	2.3	2.3	2.2							
Avg. Stride Length [m]	6.5	8.0	7.9	8.0	8.0	7.8							





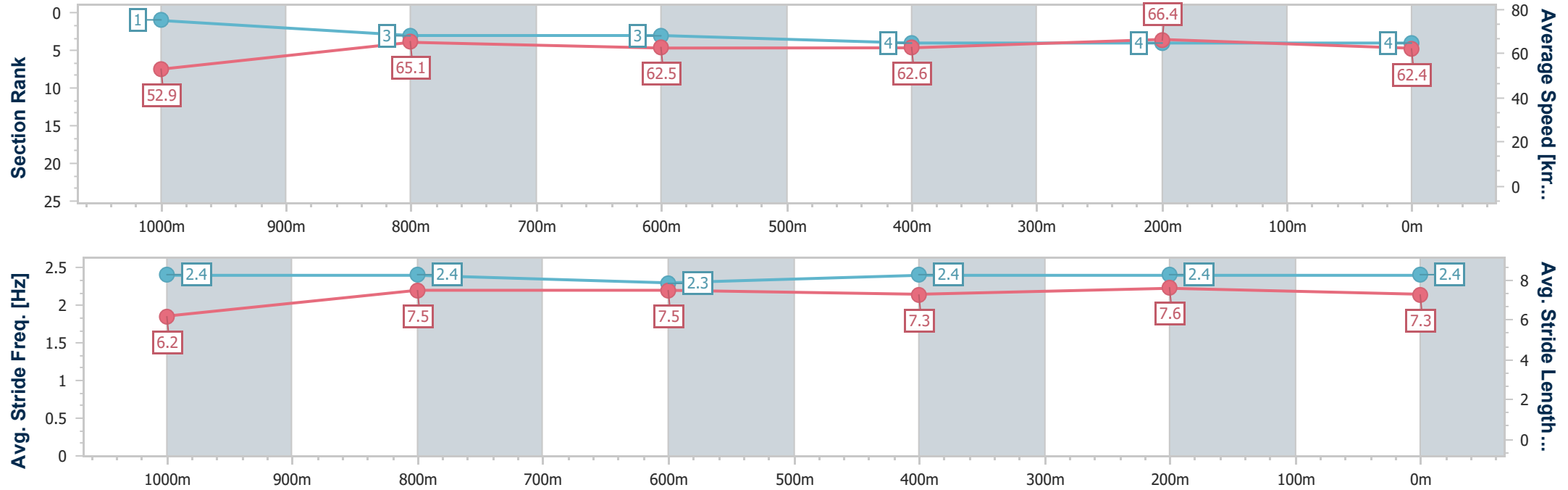
Horse/Jockey Name	Mercian
Final Rank	4
Fastest Section Time (Section)	0:10.82 (400m)
Top Speed [km/h] (Section)	67.5 (400m)
Race State	Finished



Eagle Farm QLD Professional
Race 9: AC SELECT Class 1 Handicap - 1200m
15 March 2025 - 15:08
Track Rating: Good 4, Weather: Fine, Rail Position: +4.5m Entire



Section	Overall	1000m	800m	600m	400m	200m							
Section Times	1:10.41 [4] (0:13.62)	0:56.79 [1] (0:11.27)	0:45.52 [3] (0:11.59)	0:33.93 [3] (0:11.59)	0:22.34 [4] (0:10.82)	0:11.52 [4] (0:11.52)							
Average Speed [km/h]	52.9	65.1	62.5	62.6	66.4	62.4							
Top Speed [km/h]	66.2	66.1	63.6	66.4	67.5	65.8							
Avg. Dist. to Rail [m]	3.8	3.5	1.4	1.1	3.2	4.0							
Avg. Stride Freq. [Hz]	2.4	2.4	2.3	2.4	2.4	2.4							
Avg. Stride Length [m]	6.2	7.5	7.5	7.3	7.6	7.3							





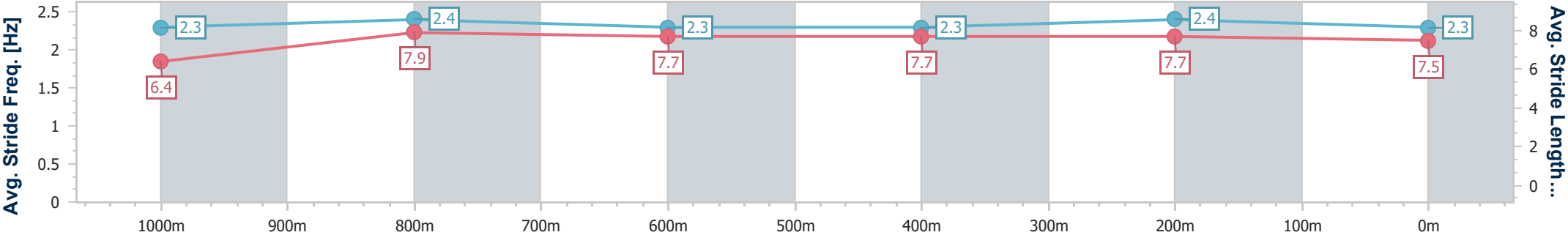
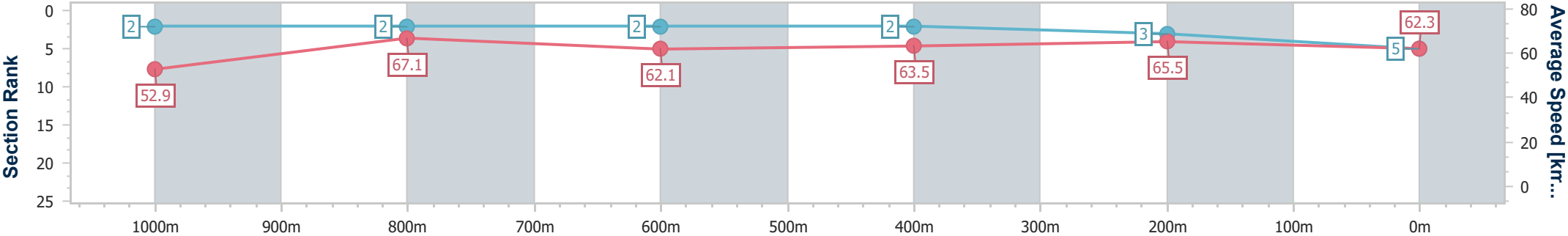
Horse/Jockey Name	Dance Wizzard
Final Rank	5
Fastest Section Time (Section)	0:10.98 (1000m)
Top Speed [km/h] (Section)	68.5 (1000m)
Race State	Finished



Eagle Farm QLD Professional
Race 9: AC SELECT Class 1 Handicap - 1200m
15 March 2025 - 15:08
Track Rating: Good 4, Weather: Fine, Rail Position: +4.5m Entire



Section	Overall	1000m	800m	600m	400m	200m							
Section Times	1:10.41 [5] (0:13.63)	0:56.78 [2] (0:10.98)	0:45.80 [2] (0:11.81)	0:33.99 [2] (0:11.43)	0:22.56 [2] (0:10.98)	0:11.58 [3] (0:11.58)							
Average Speed [km/h]	52.9	67.1	62.1	63.5	65.5	62.3							
Top Speed [km/h]	65.5	68.5	65.0	67.2	66.7	65.4							
Avg. Dist. to Rail [m]	4.4	4.6	4.2	1.5	4.1	3.9							
Avg. Stride Freq. [Hz]	2.3	2.4	2.3	2.3	2.4	2.3							
Avg. Stride Length [m]	6.4	7.9	7.7	7.7	7.7	7.5							





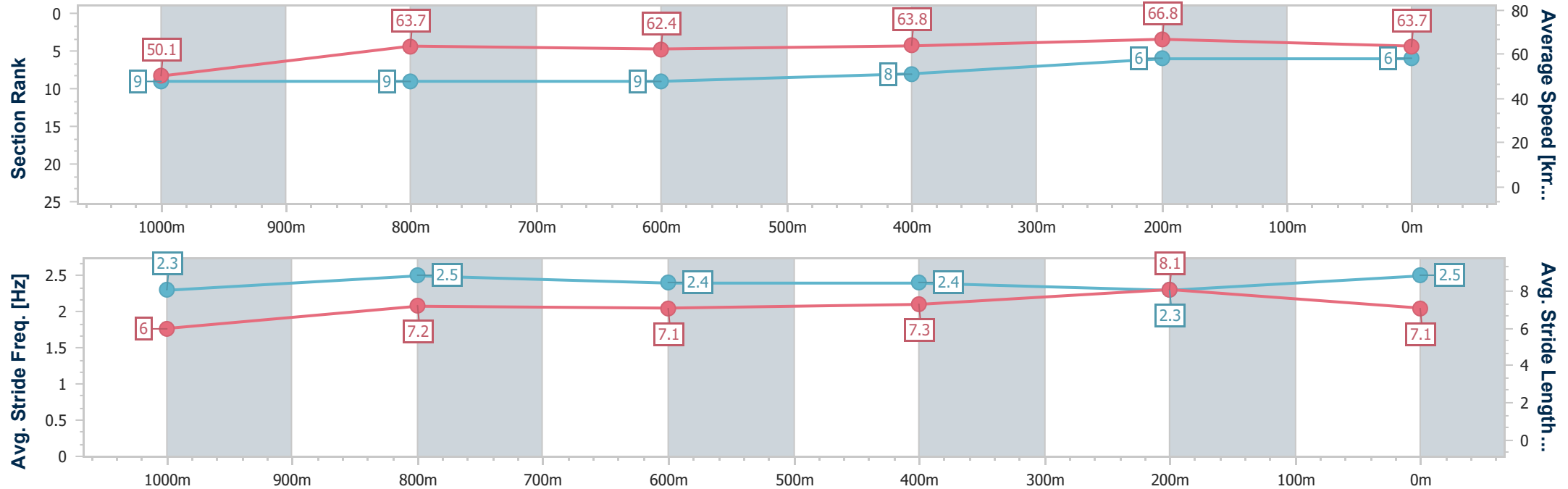
Horse/Jockey Name	Mist Of Dawn
Final Rank	6
Fastest Section Time (Section)	0:10.76 (400m)
Top Speed [km/h] (Section)	68.2 (400m)
Race State	Finished



Eagle Farm QLD Professional
Race 9: AC SELECT Class 1 Handicap - 1200m
15 March 2025 - 15:08
Track Rating: Good 4, Weather: Fine, Rail Position: +4.5m Entire



Section	Overall	1000m	800m	600m	400m	200m							
Section Times	1:10.45 [6] (0:14.42)	0:56.03 [9] (0:11.26)	0:44.77 [9] (0:11.42)	0:33.35 [9] (0:11.25)	0:22.10 [8] (0:10.76)	0:11.34 [6] (0:11.34)							
Average Speed [km/h]	50.1	63.7	62.4	63.8	66.8	63.7							
Top Speed [km/h]	63.8	65.0	64.4	66.7	68.2	65.3							
Avg. Dist. to Rail [m]	4.6	1.1	2.1	1.5	4.0	6.6							
Avg. Stride Freq. [Hz]	2.3	2.5	2.4	2.4	2.3	2.5							
Avg. Stride Length [m]	6.0	7.2	7.1	7.3	8.1	7.1							



[] Ranking at each section and finish
-.-.- No data available at this section
NA No data available



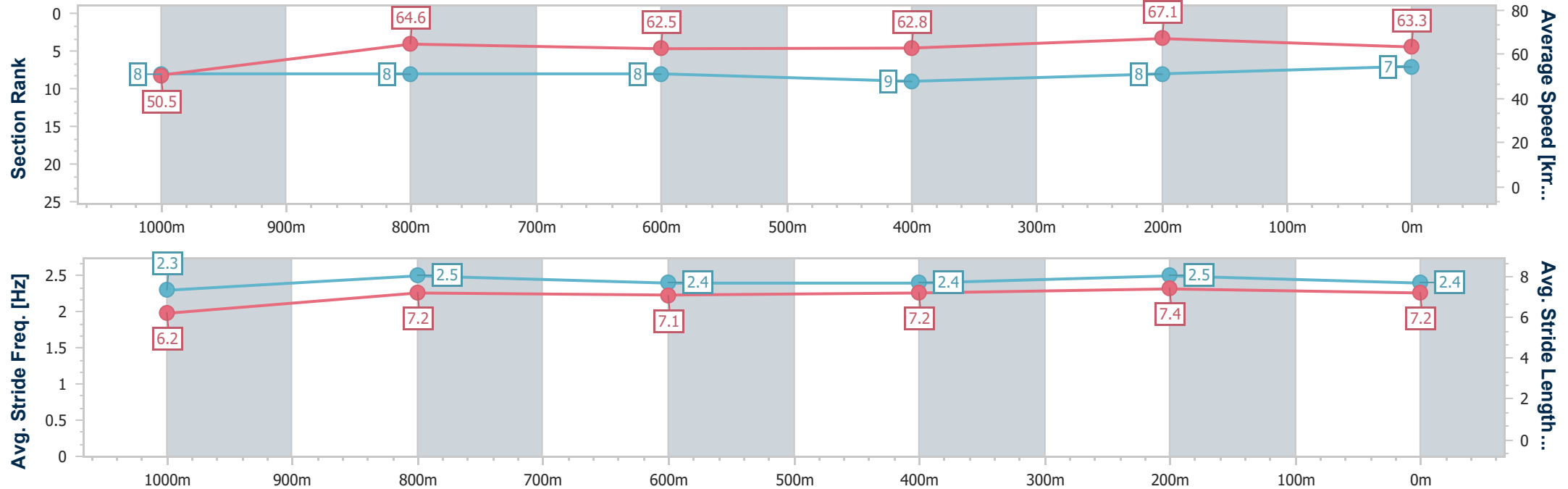
Horse/Jockey Name	Vocals
Final Rank	7
Fastest Section Time (Section)	0:10.72 (400m)
Top Speed [km/h] (Section)	67.7 (400m)
Race State	Finished



Eagle Farm QLD Professional
Race 9: AC SELECT Class 1 Handicap - 1200m
15 March 2025 - 15:08
Track Rating: Good 4, Weather: Fine, Rail Position: +4.5m Entire



Section	Overall	1000m	800m	600m	400m	200m								
Section Times	1:10.54 [7] (0:14.28)	0:56.26 [8] (0:11.20)	0:45.06 [8] (0:11.53)	0:33.53 [8] (0:11.39)	0:22.14 [9] (0:10.72)	0:11.42 [8] (0:11.42)								
Average Speed [km/h]	50.5	64.6	62.5	62.8	67.1	63.3								
Top Speed [km/h]	64.2	65.6	65.7	67.1	67.7	67.0								
Avg. Dist. to Rail [m]	1.1	1.1	0.5	0.9	2.1	3.1								
Avg. Stride Freq. [Hz]	2.3	2.5	2.4	2.4	2.5	2.4								
Avg. Stride Length [m]	6.2	7.2	7.1	7.2	7.4	7.2								





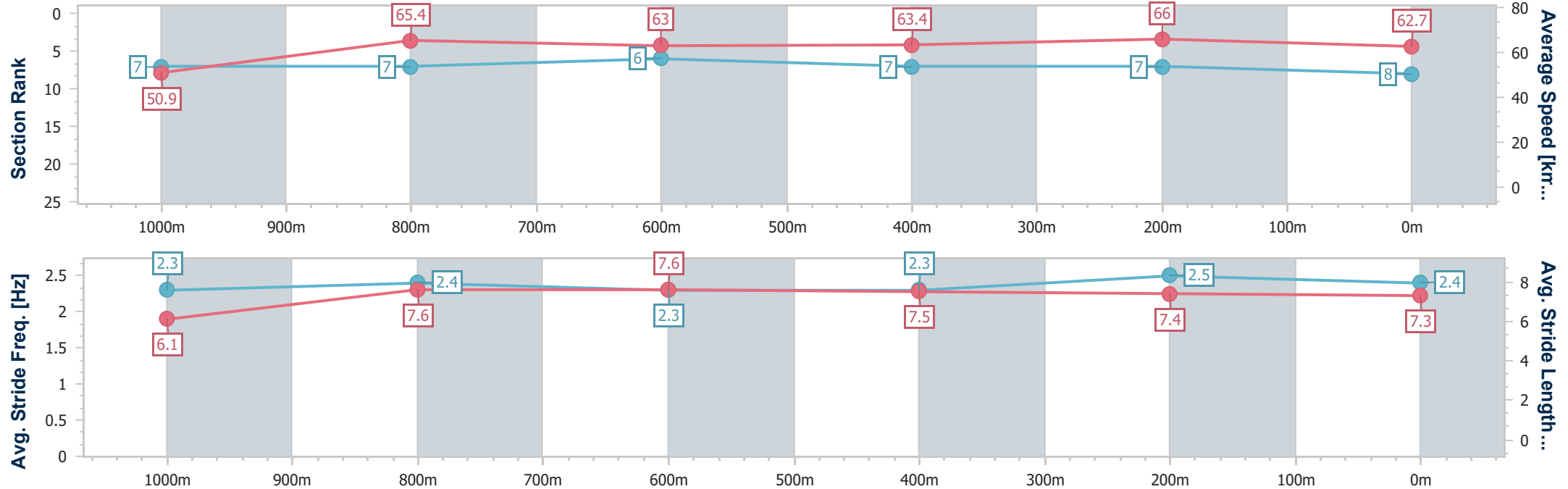
Horse/Jockey Name	River Ribble
Final Rank	8
Fastest Section Time (Section)	0:10.88 (400m)
Top Speed [km/h] (Section)	66.7 (400m)
Race State	Finished



Eagle Farm QLD Professional
Race 9: AC SELECT Class 1 Handicap - 1200m
15 March 2025 - 15:08
Track Rating: Good 4, Weather: Fine, Rail Position: +4.5m Entire



Section	Overall	1000m	800m	600m	400m	200m								
Section Times	1:10.64 [8] (0:14.21)	0:56.43 [7] (0:11.09)	0:45.34 [7] (0:11.46)	0:33.88 [6] (0:11.48)	0:22.40 [7] (0:10.88)	0:11.52 [7] (0:11.52)								
Average Speed [km/h]	50.9	65.4	63.0	63.4	66.0	62.7								
Top Speed [km/h]	65.2	66.4	65.8	64.9	66.7	65.9								
Avg. Dist. to Rail [m]	2.9	1.9	1.0	1.7	5.2	5.9								
Avg. Stride Freq. [Hz]	2.3	2.4	2.3	2.3	2.5	2.4								
Avg. Stride Length [m]	6.1	7.6	7.6	7.5	7.4	7.3								





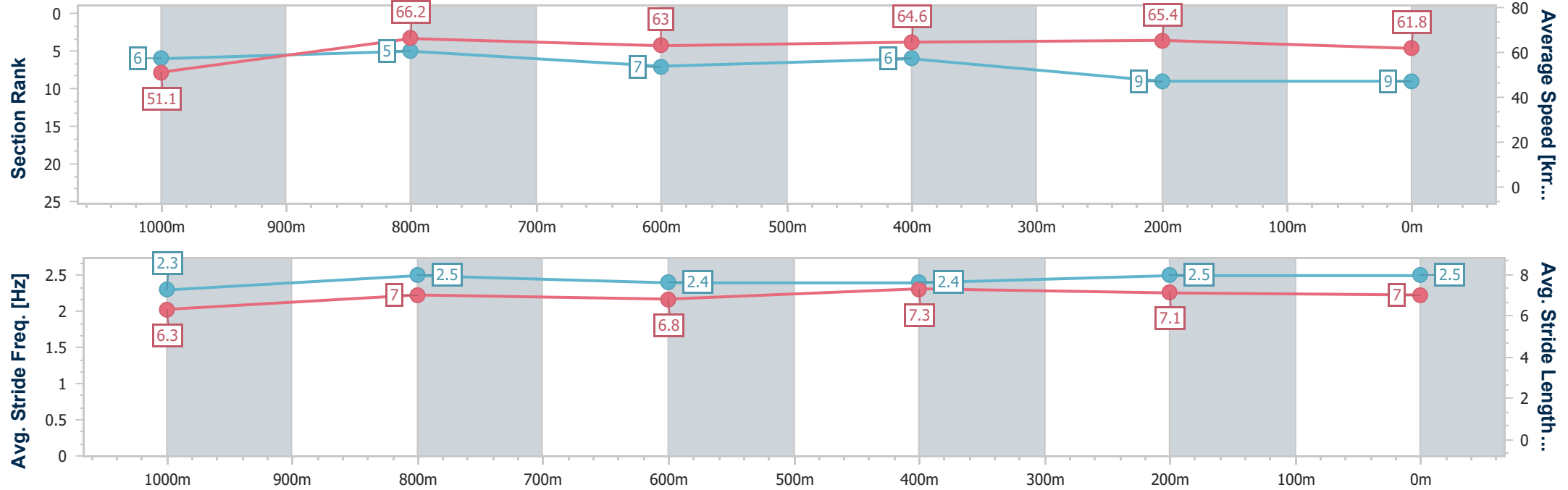
Horse/Jockey Name	Palantus
Final Rank	9
Fastest Section Time (Section)	0:11.01 (400m)
Top Speed [km/h] (Section)	67.0 (1000m)
Race State	Finished



Eagle Farm QLD Professional
Race 9: AC SELECT Class 1 Handicap - 1200m
15 March 2025 - 15:08
Track Rating: Good 4, Weather: Fine, Rail Position: +4.5m Entire



Section	Overall	1000m	800m	600m	400m	200m							
Section Times	1:10.83 [9] (0:14.13)	0:56.70 [6] (0:11.09)	0:45.61 [5] (0:11.56)	0:34.05 [7] (0:11.42)	0:22.63 [6] (0:11.01)	0:11.62 [9] (0:11.62)							
Average Speed [km/h]	51.1	66.2	63.0	64.6	65.4	61.8							
Top Speed [km/h]	64.3	67.0	66.3	65.9	66.3	64.4							
Avg. Dist. to Rail [m]	4.9	3.5	3.3	4.3	8.1	10.4							
Avg. Stride Freq. [Hz]	2.3	2.5	2.4	2.4	2.5	2.5							
Avg. Stride Length [m]	6.3	7.0	6.8	7.3	7.1	7.0							





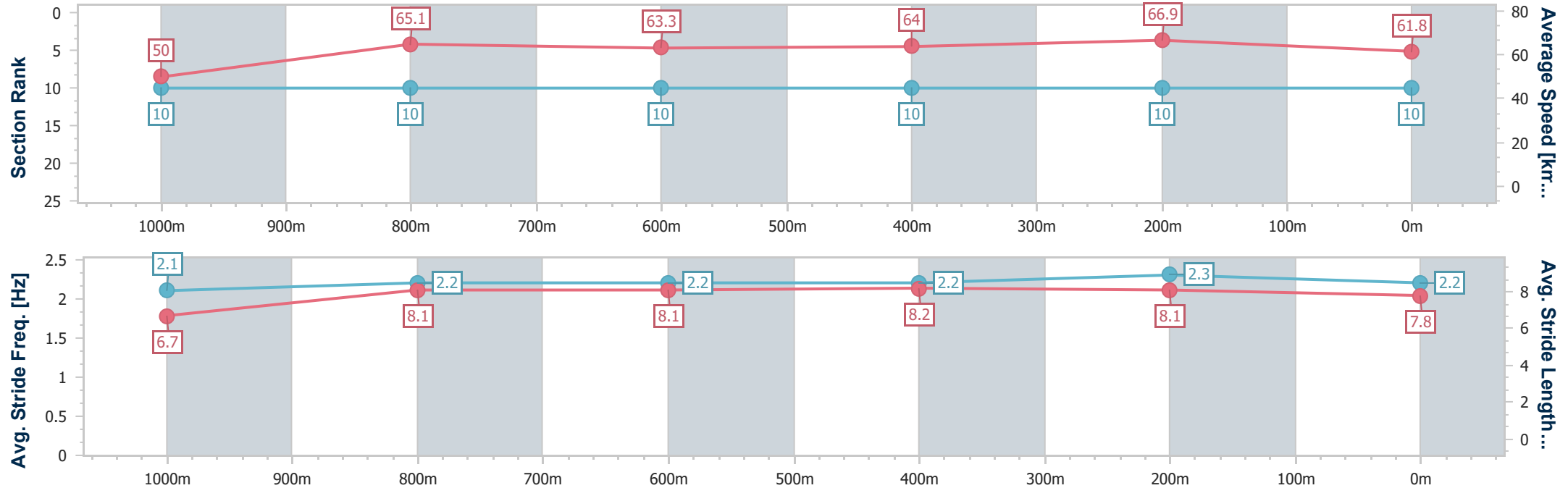
Horse/Jockey Name	South Sea
Final Rank	10
Fastest Section Time (Section)	0:10.78 (400m)
Top Speed [km/h] (Section)	68.7 (400m)
Race State	Finished



Eagle Farm QLD Professional
Race 9: AC SELECT Class 1 Handicap - 1200m
15 March 2025 - 15:08
Track Rating: Good 4, Weather: Fine, Rail Position: +4.5m Entire



Section	Overall	1000m	800m	600m	400m	200m							
Section Times	1:10.88 [10] (0:14.44)	0:56.44 [10] (0:11.25)	0:45.19 [10] (0:11.46)	0:33.73 [10] (0:11.32)	0:22.41 [10] (0:10.78)	0:11.63 [10] (0:11.63)							
Average Speed [km/h]	50.0	65.1	63.3	64.0	66.9	61.8							
Top Speed [km/h]	61.7	66.2	65.6	67.3	68.7	65.7							
Avg. Dist. to Rail [m]	7.6	2.9	1.5	1.8	6.2	9.5							
Avg. Stride Freq. [Hz]	2.1	2.2	2.2	2.2	2.3	2.2							
Avg. Stride Length [m]	6.7	8.1	8.1	8.2	8.1	7.8							





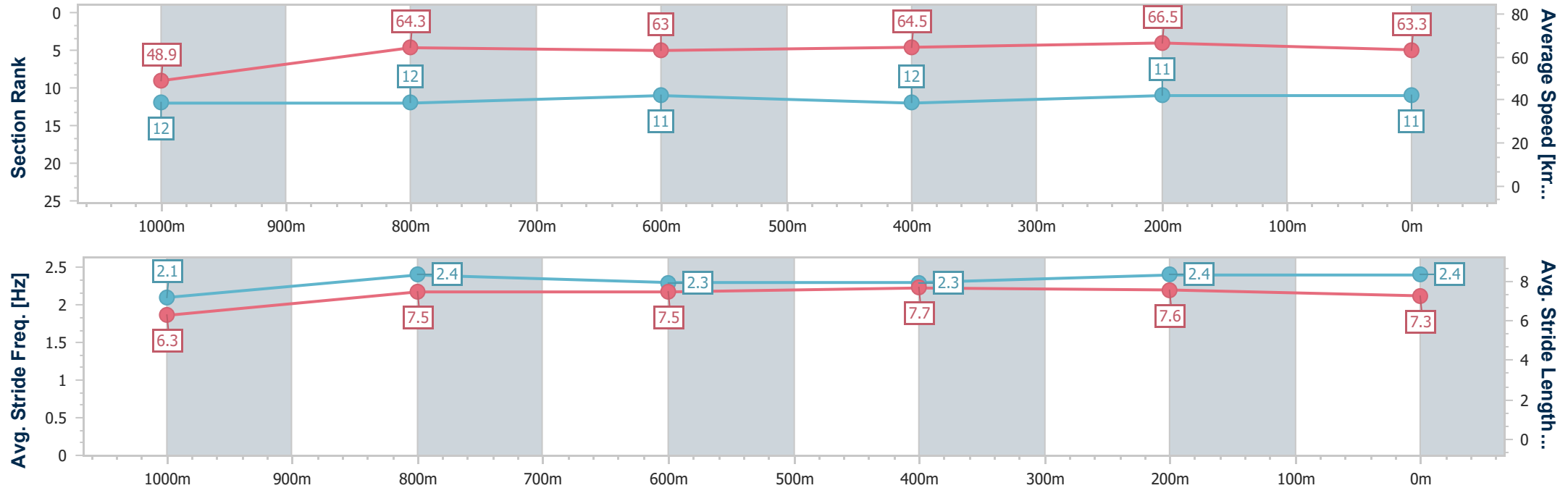
Horse/Jockey Name	Mehretu
Final Rank	11
Fastest Section Time (Section)	0:10.82 (400m)
Top Speed [km/h] (Section)	69.3 (400m)
Race State	Finished



Eagle Farm QLD Professional
Race 9: AC SELECT Class 1 Handicap - 1200m
15 March 2025 - 15:08
Track Rating: Good 4, Weather: Fine, Rail Position: +4.5m Entire



Section	Overall	1000m	800m	600m	400m	200m							
Section Times	1:10.91 [11] (0:14.79)	0:56.12 [12] (0:11.28)	0:44.84 [12] (0:11.37)	0:33.47 [11] (0:11.23)	0:22.24 [12] (0:10.82)	0:11.42 [11] (0:11.42)							
Average Speed [km/h]	48.9	64.3	63.0	64.5	66.5	63.3							
Top Speed [km/h]	61.3	66.4	65.8	69.3	69.3	66.7							
Avg. Dist. to Rail [m]	7.7	1.4	0.7	1.4	6.7	10.5							
Avg. Stride Freq. [Hz]	2.1	2.4	2.3	2.3	2.4	2.4							
Avg. Stride Length [m]	6.3	7.5	7.5	7.7	7.6	7.3							





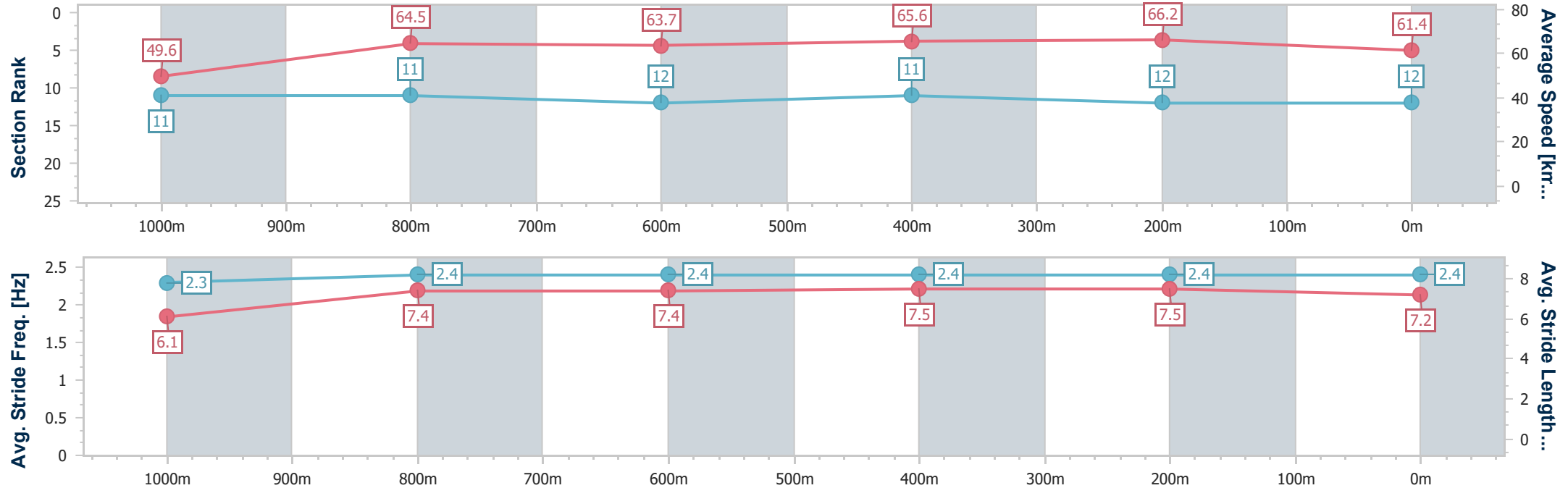
Horse/Jockey Name	Cool Music
Final Rank	12
Fastest Section Time (Section)	0:10.90 (400m)
Top Speed [km/h] (Section)	67.6 (400m)
Race State	Finished



Eagle Farm QLD Professional
Race 9: AC SELECT Class 1 Handicap - 1200m
15 March 2025 - 15:08
Track Rating: Good 4, Weather: Fine, Rail Position: +4.5m Entire



Section	Overall	1000m	800m	600m	400m	200m							
Section Times	1:11.26 [12] (0:14.59)	0:56.67 [11] (0:11.35)	0:45.32 [11] (0:11.53)	0:33.79 [12] (0:11.15)	0:22.64 [11] (0:10.90)	0:11.74 [12] (0:11.74)							
Average Speed [km/h]	49.6	64.5	63.7	65.6	66.2	61.4							
Top Speed [km/h]	61.7	65.9	66.8	67.4	67.6	64.6							
Avg. Dist. to Rail [m]	7.8	3.9	4.0	3.8	9.9	12.2							
Avg. Stride Freq. [Hz]	2.3	2.4	2.4	2.4	2.4	2.4							
Avg. Stride Length [m]	6.1	7.4	7.4	7.5	7.5	7.2							





Eagle Farm QLD Professional

Race 10: FUJITSU - AIRSTAGE BENCHMARK 70 Handicap - 1200m

15 March 2025 - 15:47



BRISBANE
RACING CLUB

Track Rating: Good 4, Weather: Fine, Rail Position: +4.5m Entire

Section		Overall				1000m	800m	600m	400m	200m	Last 600m		
Field Times		1:09.54 (0:13.05)				0:56.49 (0:11.06)	0:45.43 (0:11.08)	0:34.35 (0:11.21)	0:23.14 (0:11.06)	0:12.08 (0:12.08)	0:34.35		
Rank	TAB	Horse/Jockey	Barrier	Top Speed [km/h]	Fastest Section						Margin	Distance Travelled [m]	
1	17	SER JOH	2	68.8	0:10.72	1:09.54 [1]	0:56.15 [5]	0:45.04 [5]	0:33.90 [5]	0:22.66 [5]	0:11.94 [3]	1:09.54	0:33.90
		Jaden Lloyd		400m	400m	(0:13.39)	(0:11.11)	(0:11.14)	(0:11.24)	(0:10.72)	(0:11.94)		
2	5	RIMBAUD	7	69.7	0:10.73	1:09.66 [2]	0:56.28 [4]	0:45.55 [1]	0:34.47 [1]	0:23.18 [2]	0:12.20 [1]	0.69L	0:34.47 +0
		Dan McGillivray		1000m	1000m	(0:13.38)	(0:10.73)	(0:11.08)	(0:11.29)	(0:10.98)	(0:12.20)		
3	14	MEAN APPROACH	10	68.5	0:10.71	1:09.68 [3]	0:55.79 [12]	0:44.72 [12]	0:33.56 [11]	0:22.53 [10]	0:11.82 [5]	0.84L	0:33.56 -2
		Justin Huxtable		400m	400m	(0:13.89)	(0:11.07)	(0:11.16)	(0:11.03)	(0:10.71)	(0:11.82)		
4	10	CHERRY ROSE	13	70.0	0:11.04	1:09.81 [4]	0:56.76 [1]	0:45.64 [2]	0:34.60 [2]	0:23.41 [1]	0:12.31 [2]	1.6L	0:34.60 -4
		Kyle Wilson-Taylor		Overall	800m	(0:13.05)	(0:11.12)	(0:11.04)	(0:11.19)	(0:11.10)	(0:12.31)		
5	15	INSTAGOOD	12	68.1	0:10.88	1:09.90 [5]	0:56.51 [6]	0:45.29 [6]	0:34.21 [6]	0:22.92 [6]	0:12.04 [4]	2.13L	0:34.21 +2
		Emily Lang		1000m	400m	(0:13.39)	(0:11.22)	(0:11.08)	(0:11.29)	(0:10.88)	(0:12.04)		
6	11	MIDORI BEAUTY	5	68.8	0:10.93	1:10.02 [6]	0:56.35 [10]	0:45.20 [10]	0:34.05 [10]	0:22.87 [10]	0:11.94 [10]	2.79L	0:34.05 -6
		Martin Harley		Overall	400m	(0:13.67)	(0:11.15)	(0:11.15)	(0:11.18)	(0:10.93)	(0:11.94)		
7	22	MA'S EPIC	8	68.4	0:10.96	1:10.06 [7]	0:56.45 [9]	0:45.34 [9]	0:34.16 [9]	0:22.92 [9]	0:11.96 [11]	3.07L	0:34.16 +0
		Anthony Allen		Overall	400m	(0:13.61)	(0:11.11)	(0:11.18)	(0:11.24)	(0:10.96)	(0:11.96)		
8	20	DEER TRAIL	1	68.1	0:10.88	1:10.10 [8]	0:56.69 [7]	0:45.46 [7]	0:34.29 [7]	0:23.03 [8]	0:12.15 [6]	3.28L	0:34.29 -4
		Ryan Maloney		Overall	400m	(0:13.41)	(0:11.23)	(0:11.17)	(0:11.26)	(0:10.88)	(0:12.15)		
9	8	SCUD	6	67.2	0:11.00	1:10.27 [9]	0:56.52 [11]	0:45.39 [11]	0:34.08 [12]	0:22.89 [12]	0:11.89 [12]	4.29L	0:34.08 -5
		Cody Collis		1000m	400m	(0:13.75)	(0:11.13)	(0:11.31)	(0:11.19)	(0:11.00)	(0:11.89)		
10	6	FORTUNEER	9	68.9	0:10.96	1:10.30 [10]	0:56.70 [8]	0:45.60 [8]	0:34.49 [8]	0:23.28 [7]	0:12.32 [7]	4.49L	0:34.49 +0
		Jack Martin		1000m	400m	(0:13.60)	(0:11.10)	(0:11.11)	(0:11.21)	(0:10.96)	(0:12.32)		

Scratched: Lion Class (#24), Keep Safe (#7), Acres Away (#2), Thankyou Henry (#9), Pivotal Lad (#12), Redzoust (#4), Miss Bayles (#16), Too Hard To Refuse (#18), Greyzous (#19), Deferential (#21), Fistsoffu

Report Created: Sat 15 March 2025 16:04 GMT+10 (Note: Timing is based on position data)

Page 1/15

[] Ranking at each section and finish
-:-:- No data available at this section
NA No data available

SCN Saddle cloth number
DNF Did not finish
DNT Did not track

data processed by  TRIPLESDATA



Eagle Farm QLD Professional

Race 10: FUJITSU - AIRSTAGE BENCHMARK 70 Handicap - 1200m

15 March 2025 - 15:47



BRISBANE
RACING CLUB

Track Rating: Good 4, Weather: Fine, Rail Position: +4.5m Entire

Section						Overall	1000m	800m	600m	400m	200m	Last 600m		
Field Times						1:09.54 (0:13.05)	0:56.49 (0:11.06)	0:45.43 (0:11.08)	0:34.35 (0:11.21)	0:23.14 (0:11.06)	0:12.08 (0:12.08)	0:34.35		
Rank	TAB	Horse/Jockey	Barrier	Top Speed [km/h]	Fastest Section							Margin	Distance Travelled [m]	
11	23	AFFINITY FLYER	4	68.6	0:10.94	1:10.41 [11]	0:57.05 [3]	0:46.11 [3]	0:35.11 [3]	0:23.71 [4]	0:12.39 [8]	5.12L	0:35.11	-5
		Kirk Matheson		Overall	1000m	(0:13.36)	(0:10.94)	(0:11.00)	(0:11.40)	(0:11.32)	(0:12.39)			
12	13	SUPER DUCK	3	69.1	0:11.00	1:10.73 [12]	0:57.38 [2]	0:46.38 [4]	0:35.38 [4]	0:24.04 [3]	0:12.68 [9]	7.02L	0:35.38	-11
		Siobhan Rutledge		Overall	1000m	(0:13.35)	(0:11.00)	(0:11.00)	(0:11.34)	(0:11.36)	(0:12.68)			
13	3	MOUNT FUJI	11	68.1	0:11.06	1:10.97 [13]	0:56.92 [13]	0:45.86 [13]	0:34.75 [13]	0:23.56 [13]	0:12.40 [13]	8.4L	0:34.75	-6
		Courtney Bellamy		Overall	1000m	(0:14.05)	(0:11.06)	(0:11.11)	(0:11.19)	(0:11.16)	(0:12.40)			

Scratched: Lion Class (#24), Keep Safe (#7), Acres Away (#2), Thankyou Henry (#9), Pivotal Lad (#12), Redzoust (#4), Miss Bayles (#16), Too Hard To Refuse (#18), Greyzous (#19), Deferential (#21), Fistsoffu



Horse/Jockey Name	Ser Joh
Final Rank	1
Fastest Section Time (Section)	0:10.72 (400m)
Top Speed [km/h] (Section)	68.8 (400m)
Race State	Finished

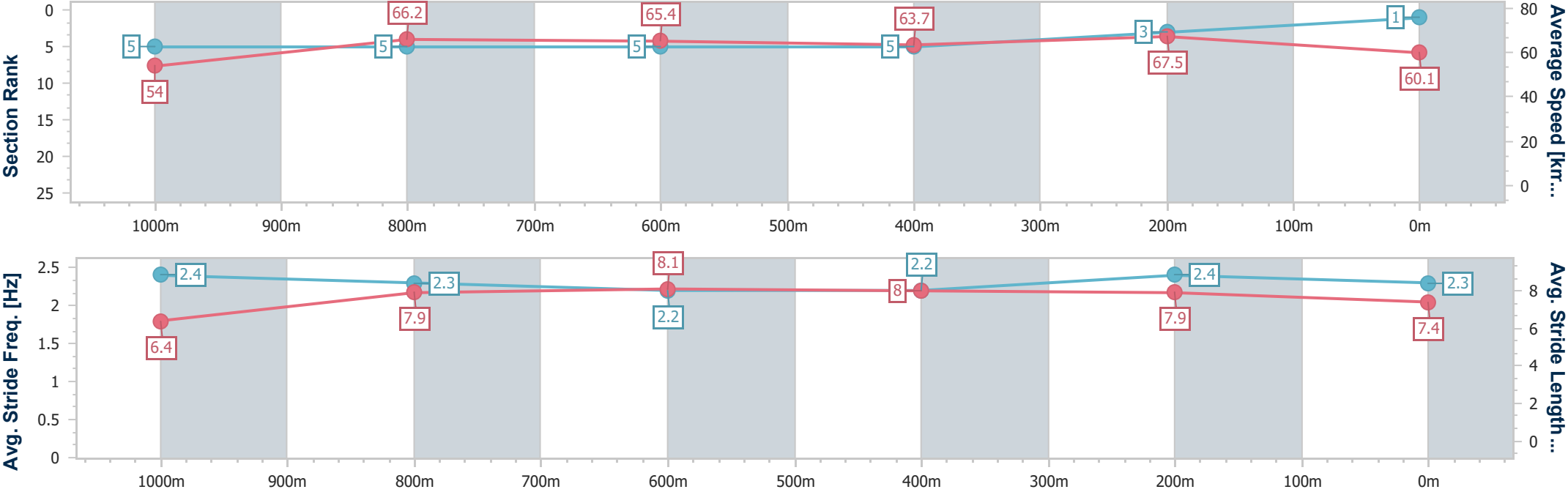


Eagle Farm QLD Professional
Race 10: FUJITSU - AIRSTAGE BENCHMARK 70 Handicap - 1200m
15 March 2025 - 15:47
Track Rating: Good 4, Weather: Fine, Rail Position: +4.5m Entire



BRISBANE
RACING CLUB

Section	Overall	1000m	800m	600m	400m	200m							
Section Times	1:09.54 [1] (0:13.39)	0:56.15 [5] (0:11.11)	0:45.04 [5] (0:11.14)	0:33.90 [5] (0:11.24)	0:22.66 [5] (0:10.72)	0:11.94 [3] (0:11.94)							
Average Speed [km/h]	54.0	66.2	65.4	63.7	67.5	60.1							
Top Speed [km/h]	68.1	67.9	66.0	67.0	68.8	65.1							
Avg. Dist. to Rail [m]	3.2	5.0	2.2	0.5	5.5	5.8							
Avg. Stride Freq. [Hz]	2.4	2.3	2.2	2.2	2.4	2.3							
Avg. Stride Length [m]	6.4	7.9	8.1	8.0	7.9	7.4							





Horse/Jockey Name	Rimbaud
Final Rank	2
Fastest Section Time (Section)	0:10.73 (1000m)
Top Speed [km/h] (Section)	69.7 (1000m)
Race State	Finished

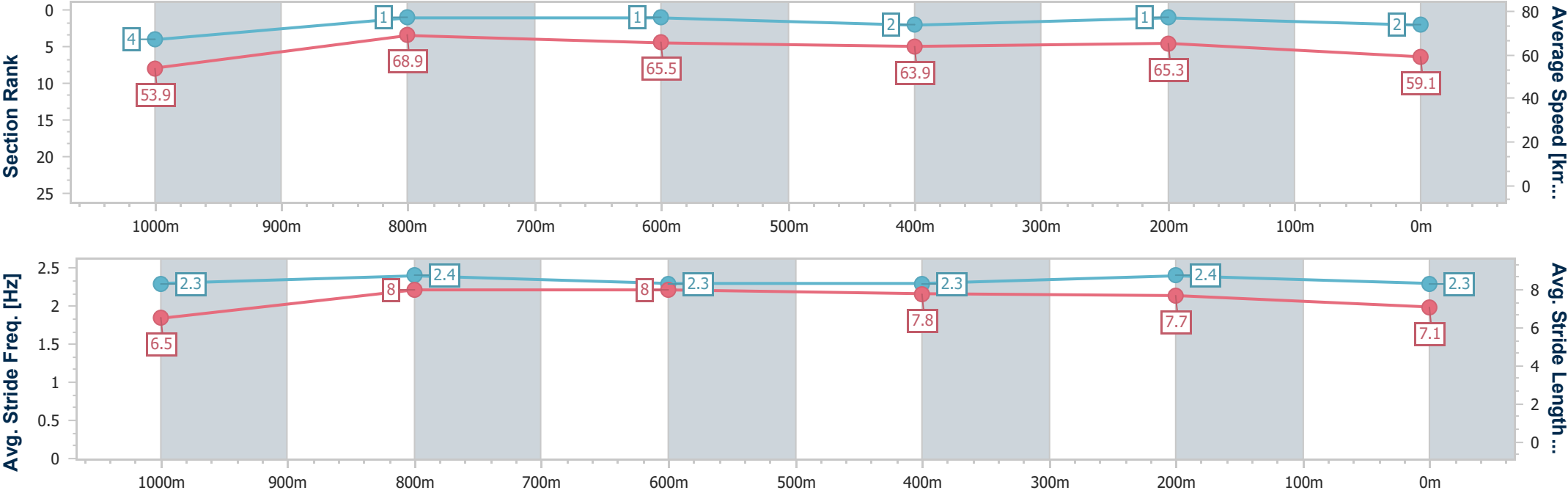


Eagle Farm QLD Professional
Race 10: FUJITSU - AIRSTAGE BENCHMARK 70 Handicap - 1200m
15 March 2025 - 15:47
Track Rating: Good 4, Weather: Fine, Rail Position: +4.5m Entire



BRISBANE
RACING CLUB

Section	Overall	1000m	800m	600m	400m	200m							
Section Times	1:09.66 [2] (0:13.38)	0:56.28 [4] (0:10.73)	0:45.55 [1] (0:11.08)	0:34.47 [1] (0:11.29)	0:23.18 [2] (0:10.98)	0:12.20 [1] (0:12.20)							
Average Speed [km/h]	53.9	68.9	65.5	63.9	65.3	59.1							
Top Speed [km/h]	68.1	69.7	68.4	66.1	66.7	62.7							
Avg. Dist. to Rail [m]	5.8	4.7	2.5	0.5	3.1	4.5							
Avg. Stride Freq. [Hz]	2.3	2.4	2.3	2.3	2.4	2.3							
Avg. Stride Length [m]	6.5	8.0	8.0	7.8	7.7	7.1							





Horse/Jockey Name	Mean Approach
Final Rank	3
Fastest Section Time (Section)	0:10.71 (400m)
Top Speed [km/h] (Section)	68.5 (400m)
Race State	Finished

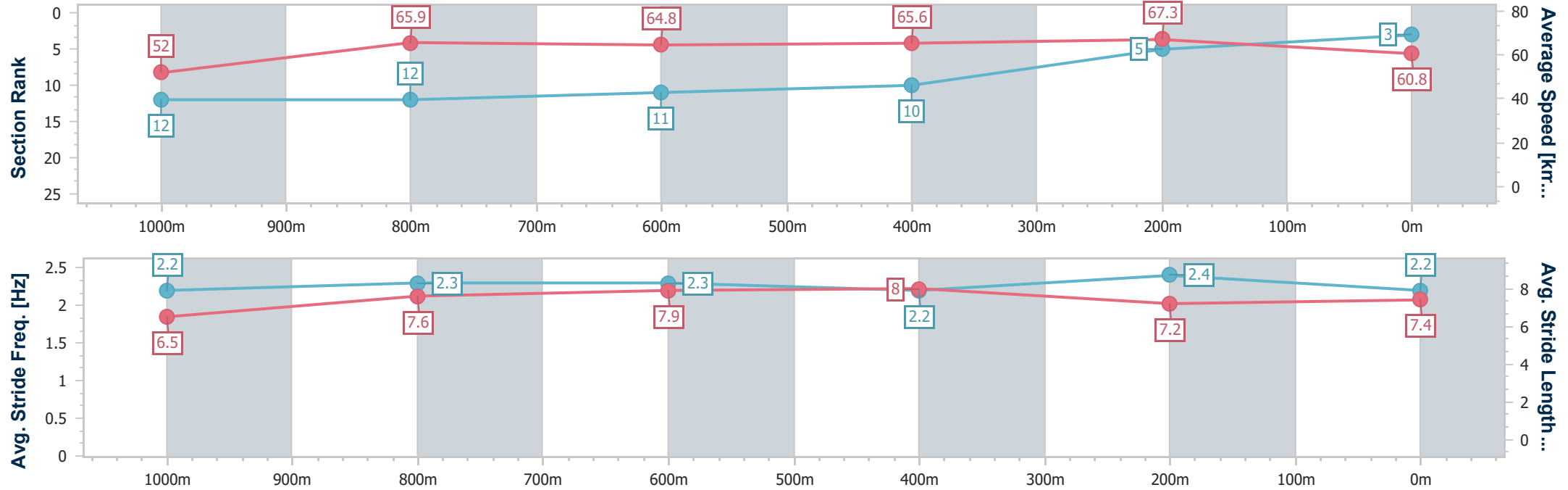


Eagle Farm QLD Professional
Race 10: FUJITSU - AIRSTAGE BENCHMARK 70 Handicap - 1200m
15 March 2025 - 15:47
Track Rating: Good 4, Weather: Fine, Rail Position: +4.5m Entire



BRISBANE
RACING CLUB

Section	Overall	1000m	800m	600m	400m	200m								
Section Times	1:09.68 [3] (0:13.89)	0:55.79 [12] (0:11.07)	0:44.72 [12] (0:11.16)	0:33.56 [11] (0:11.03)	0:22.53 [10] (0:10.71)	0:11.82 [5] (0:11.82)								
Average Speed [km/h]	52.0	65.9	64.8	65.6	67.3	60.8								
Top Speed [km/h]	66.7	67.1	66.3	67.2	68.5	65.2								
Avg. Dist. to Rail [m]	6.9	2.7	1.4	1.0	8.4	10.3								
Avg. Stride Freq. [Hz]	2.2	2.3	2.3	2.2	2.4	2.2								
Avg. Stride Length [m]	6.5	7.6	7.9	8.0	7.2	7.4								





Horse/Jockey Name	Cherry Rose
Final Rank	4
Fastest Section Time (Section)	0:11.04 (800m)
Top Speed [km/h] (Section)	70.0 (Overall)
Race State	Finished

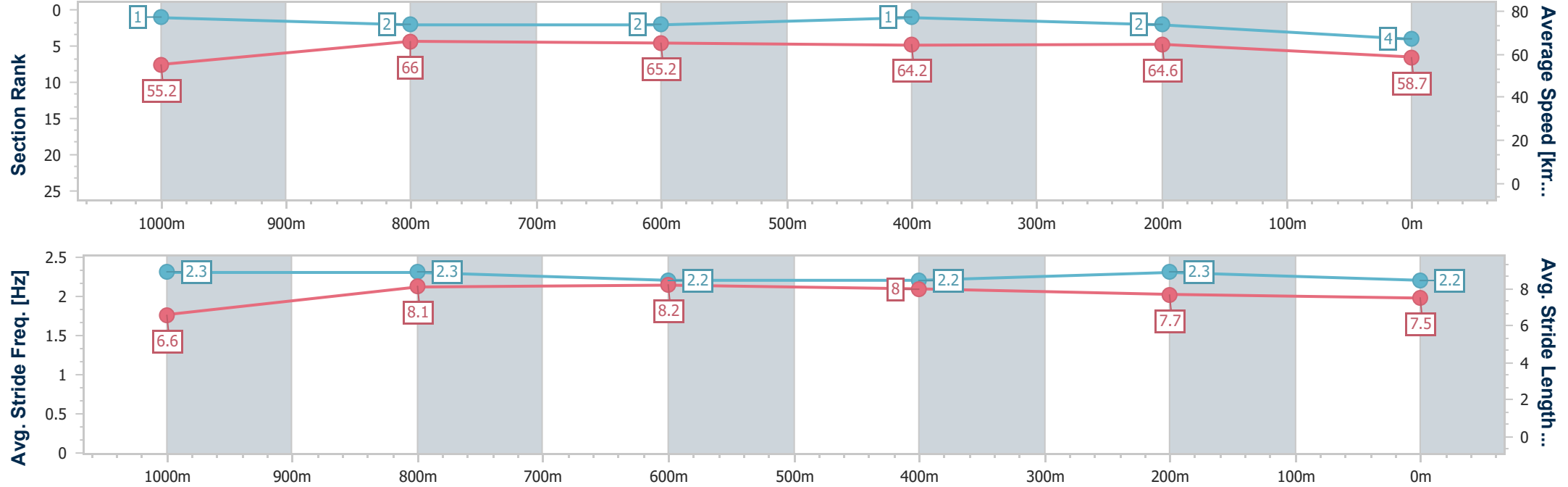


Eagle Farm QLD Professional
Race 10: FUJITSU - AIRSTAGE BENCHMARK 70 Handicap - 1200m
15 March 2025 - 15:47
Track Rating: Good 4, Weather: Fine, Rail Position: +4.5m Entire



BRISBANE
RACING CLUB

Section	Overall	1000m	800m	600m	400m	200m								
Section Times	1:09.81 [4] (0:13.05)	0:56.76 [1] (0:11.12)	0:45.64 [2] (0:11.04)	0:34.60 [2] (0:11.19)	0:23.41 [1] (0:11.10)	0:12.31 [2] (0:12.31)								
Average Speed [km/h]	55.2	66.0	65.2	64.2	64.6	58.7								
Top Speed [km/h]	70.0	66.9	67.7	65.9	66.5	63.5								
Avg. Dist. to Rail [m]	9.4	3.2	0.6	0.8	2.2	3.5								
Avg. Stride Freq. [Hz]	2.3	2.3	2.2	2.2	2.3	2.2								
Avg. Stride Length [m]	6.6	8.1	8.2	8.0	7.7	7.5								





Horse/Jockey Name	Instagood
Final Rank	5
Fastest Section Time (Section)	0:10.88 (400m)
Top Speed [km/h] (Section)	68.1 (1000m)
Race State	Finished

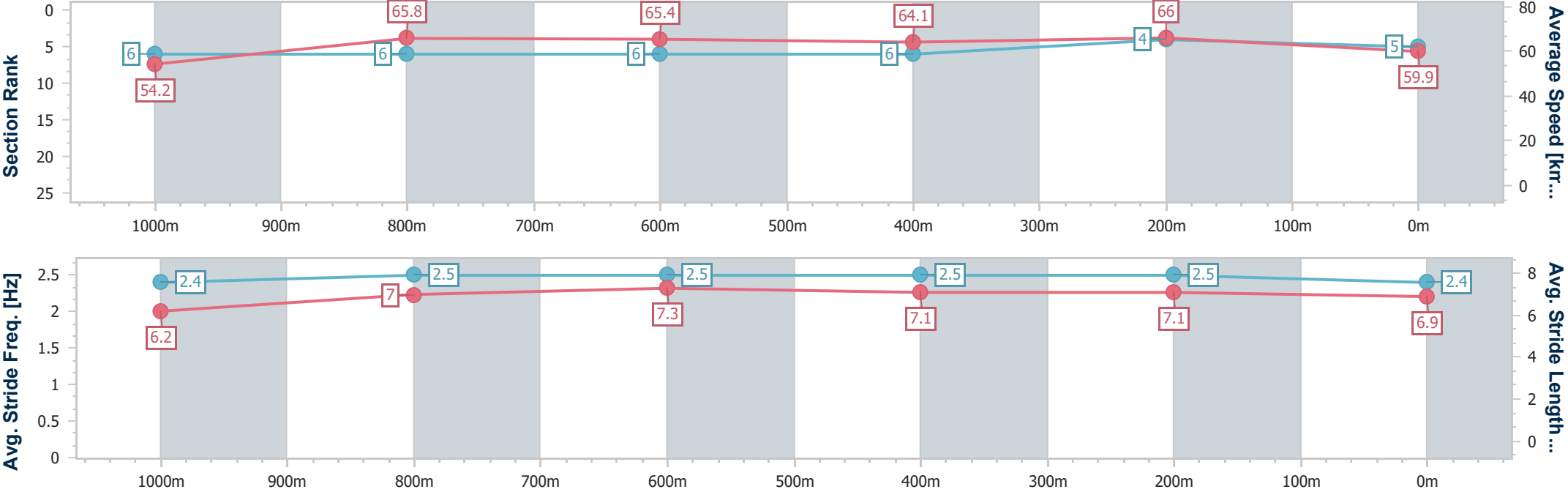


Eagle Farm QLD Professional
Race 10: FUJITSU - AIRSTAGE BENCHMARK 70 Handicap - 1200m
15 March 2025 - 15:47
Track Rating: Good 4, Weather: Fine, Rail Position: +4.5m Entire



BRISBANE
RACING CLUB

Section	Overall	1000m	800m	600m	400m	200m								
Section Times	1:09.90 [5] (0:13.39)	0:56.51 [6] (0:11.22)	0:45.29 [6] (0:11.08)	0:34.21 [6] (0:11.29)	0:22.92 [6] (0:10.88)	0:12.04 [4] (0:12.04)								
Average Speed [km/h]	54.2	65.8	65.4	64.1	66.0	59.9								
Top Speed [km/h]	68.0	68.1	66.1	66.6	67.3	63.9								
Avg. Dist. to Rail [m]	9.1	5.0	1.5	1.1	6.8	9.5								
Avg. Stride Freq. [Hz]	2.4	2.5	2.5	2.5	2.5	2.4								
Avg. Stride Length [m]	6.2	7.0	7.3	7.1	7.1	6.9								





Horse/Jockey Name	Midori Beauty
Final Rank	6
Fastest Section Time (Section)	0:10.93 (400m)
Top Speed [km/h] (Section)	68.8 (Overall)
Race State	Finished

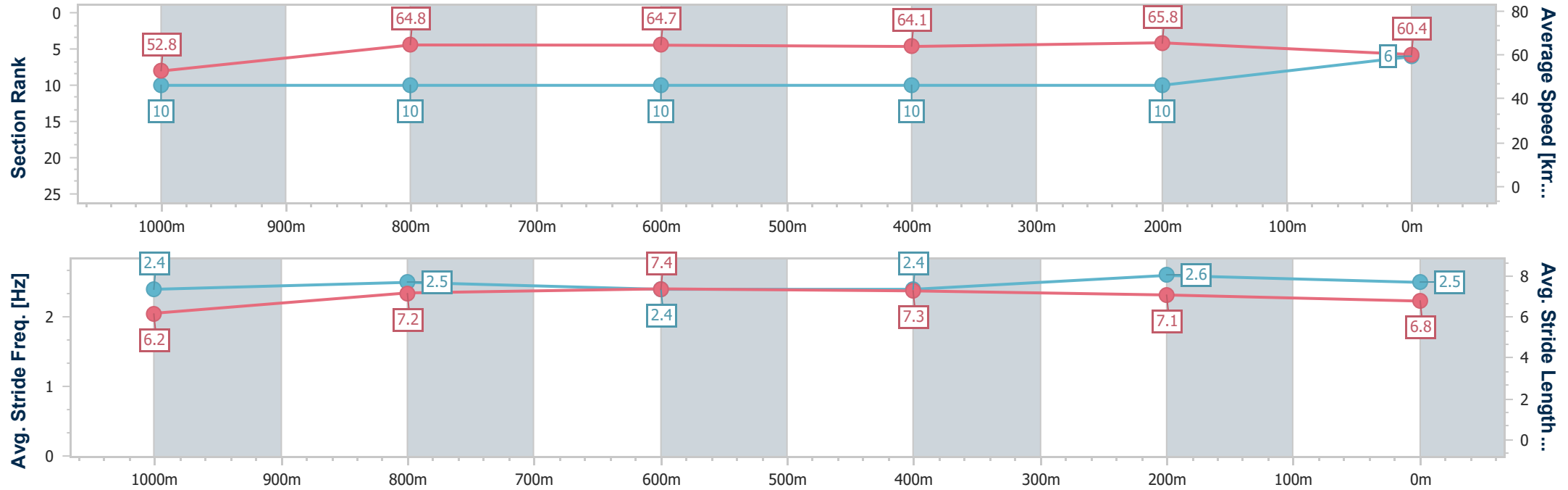


Eagle Farm QLD Professional
Race 10: FUJITSU - AIRSTAGE BENCHMARK 70 Handicap - 1200m
15 March 2025 - 15:47
Track Rating: Good 4, Weather: Fine, Rail Position: +4.5m Entire



BRISBANE
RACING CLUB

Section	Overall	1000m	800m	600m	400m	200m								
Section Times	1:10.02 [6] (0:13.67)	0:56.35 [10] (0:11.15)	0:45.20 [10] (0:11.15)	0:34.05 [10] (0:11.18)	0:22.87 [10] (0:10.93)	0:11.94 [10] (0:11.94)								
Average Speed [km/h]	52.8	64.8	64.7	64.1	65.8	60.4								
Top Speed [km/h]	68.8	67.5	65.3	66.2	67.6	63.3								
Avg. Dist. to Rail [m]	3.6	1.3	0.2	0.6	1.3	2.0								
Avg. Stride Freq. [Hz]	2.4	2.5	2.4	2.4	2.6	2.5								
Avg. Stride Length [m]	6.2	7.2	7.4	7.3	7.1	6.8								





Horse/Jockey Name	Ma's Epic
Final Rank	7
Fastest Section Time (Section)	0:10.96 (400m)
Top Speed [km/h] (Section)	68.4 (Overall)
Race State	Finished

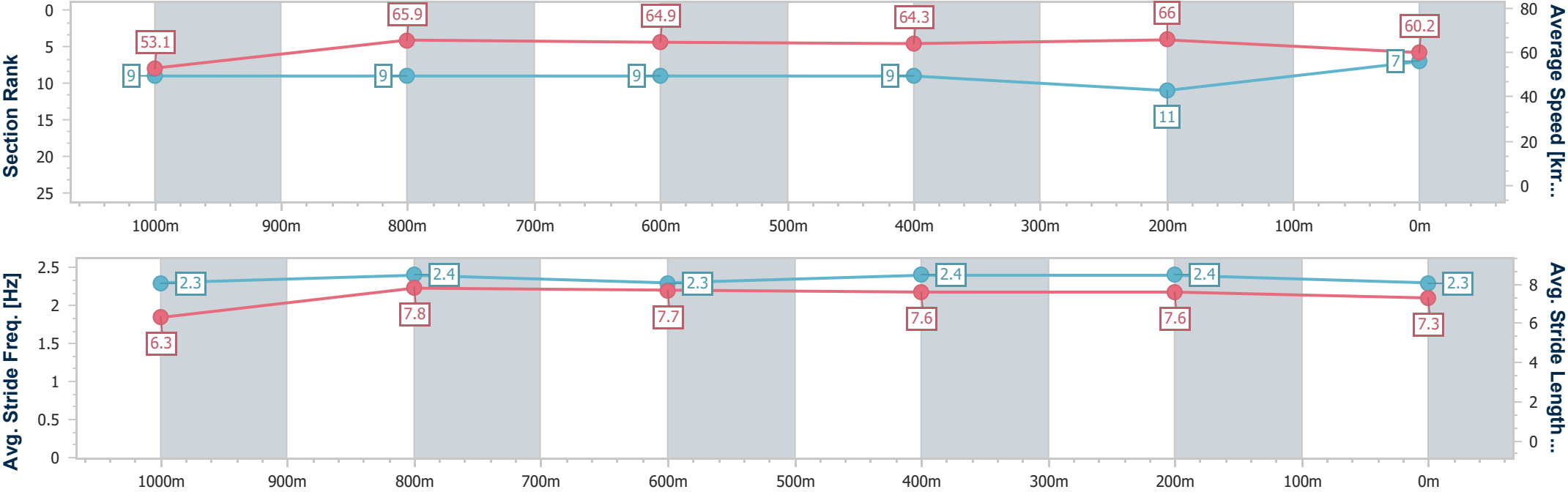


Eagle Farm QLD Professional
Race 10: FUJITSU - AIRSTAGE BENCHMARK 70 Handicap - 1200m
15 March 2025 - 15:47
Track Rating: Good 4, Weather: Fine, Rail Position: +4.5m Entire



BRISBANE
RACING CLUB

Section	Overall	1000m	800m	600m	400m	200m							
Section Times	1:10.06 [7] (0:13.61)	0:56.45 [9] (0:11.11)	0:45.34 [9] (0:11.18)	0:34.16 [9] (0:11.24)	0:22.92 [9] (0:10.96)	0:11.96 [11] (0:11.96)							
Average Speed [km/h]	53.1	65.9	64.9	64.3	66.0	60.2							
Top Speed [km/h]	68.4	68.2	65.6	65.9	67.1	63.7							
Avg. Dist. to Rail [m]	6.3	3.0	1.7	1.3	5.8	7.0							
Avg. Stride Freq. [Hz]	2.3	2.4	2.3	2.4	2.4	2.3							
Avg. Stride Length [m]	6.3	7.8	7.7	7.6	7.6	7.3							





Horse/Jockey Name	Deer Trail
Final Rank	8
Fastest Section Time (Section)	0:10.88 (400m)
Top Speed [km/h] (Section)	68.1 (Overall)
Race State	Finished

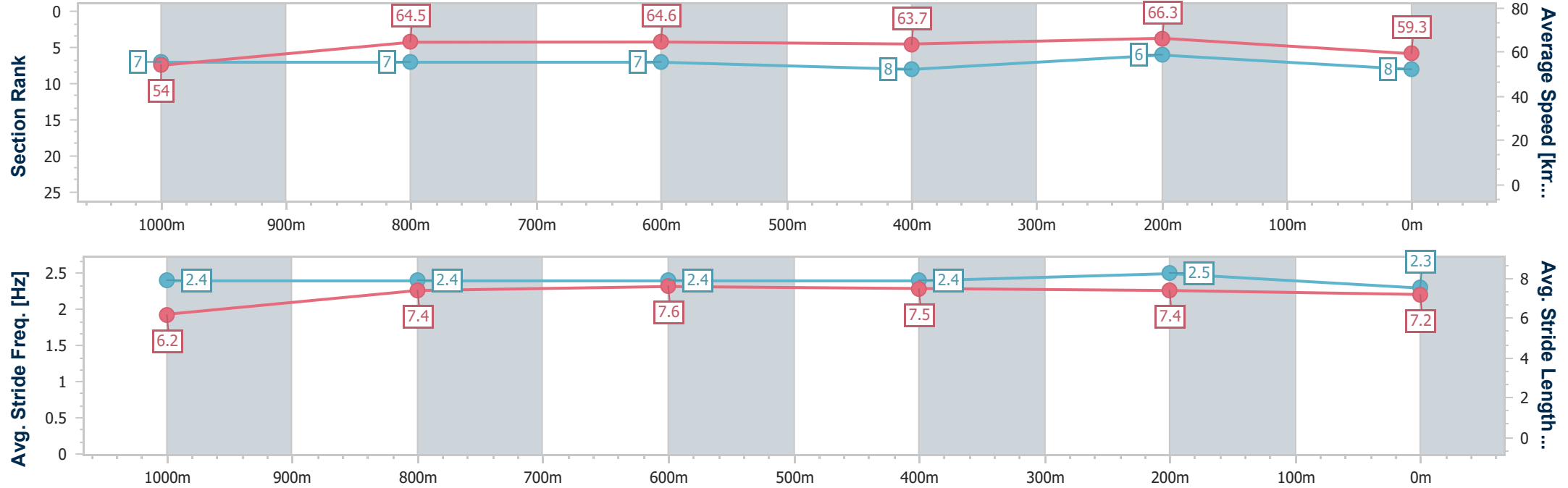


Eagle Farm QLD Professional
Race 10: FUJITSU - AIRSTAGE BENCHMARK 70 Handicap - 1200m
15 March 2025 - 15:47
Track Rating: Good 4, Weather: Fine, Rail Position: +4.5m Entire



BRISBANE
RACING CLUB

Section	Overall	1000m	800m	600m	400m	200m								
Section Times	1:10.10 [8] (0:13.41)	0:56.69 [7] (0:11.23)	0:45.46 [7] (0:11.17)	0:34.29 [7] (0:11.26)	0:23.03 [8] (0:10.88)	0:12.15 [6] (0:12.15)								
Average Speed [km/h]	54.0	64.5	64.6	63.7	66.3	59.3								
Top Speed [km/h]	68.1	66.8	65.3	65.8	67.6	62.4								
Avg. Dist. to Rail [m]	1.1	1.4	0.5	0.3	5.4	7.0								
Avg. Stride Freq. [Hz]	2.4	2.4	2.4	2.4	2.5	2.3								
Avg. Stride Length [m]	6.2	7.4	7.6	7.5	7.4	7.2								





Horse/Jockey Name	Scud
Final Rank	9
Fastest Section Time (Section)	0:11.00 (400m)
Top Speed [km/h] (Section)	67.2 (1000m)
Race State	Finished

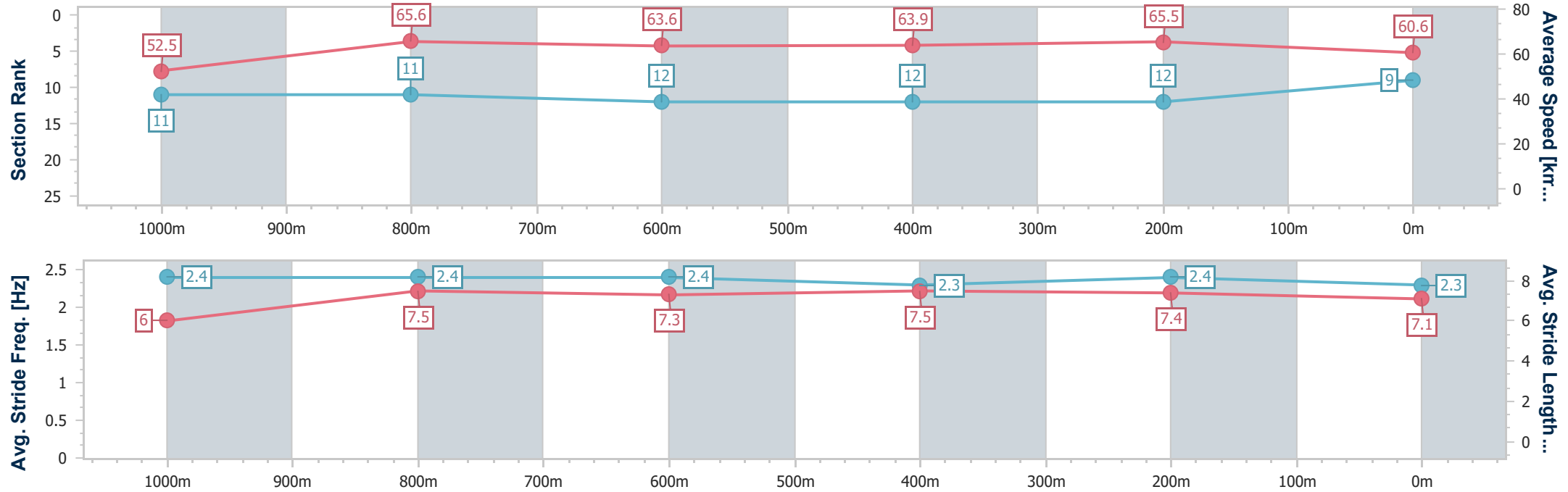


Eagle Farm QLD Professional
Race 10: FUJITSU - AIRSTAGE BENCHMARK 70 Handicap - 1200m
15 March 2025 - 15:47
Track Rating: Good 4, Weather: Fine, Rail Position: +4.5m Entire



BRISBANE
RACING CLUB

Section	Overall	1000m	800m	600m	400m	200m							
Section Times	1:10.27 [9] (0:13.75)	0:56.52 [11] (0:11.13)	0:45.39 [11] (0:11.31)	0:34.08 [12] (0:11.19)	0:22.89 [12] (0:11.00)	0:11.89 [12] (0:11.89)							
Average Speed [km/h]	52.5	65.6	63.6	63.9	65.5	60.6							
Top Speed [km/h]	67.0	67.2	64.5	65.7	66.1	64.7							
Avg. Dist. to Rail [m]	4.1	2.4	0.4	1.4	3.3	5.3							
Avg. Stride Freq. [Hz]	2.4	2.4	2.4	2.3	2.4	2.3							
Avg. Stride Length [m]	6.0	7.5	7.3	7.5	7.4	7.1							





Horse/Jockey Name	Fortuneer
Final Rank	10
Fastest Section Time (Section)	0:10.96 (400m)
Top Speed [km/h] (Section)	68.9 (1000m)
Race State	Finished

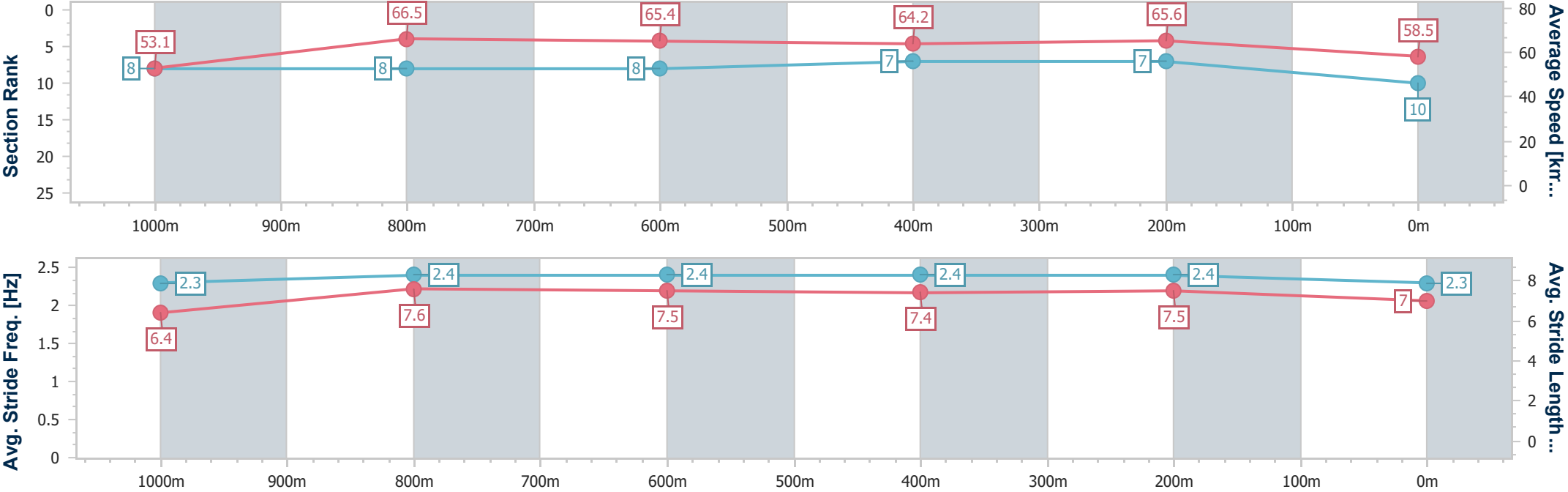


Eagle Farm QLD Professional
Race 10: FUJITSU - AIRSTAGE BENCHMARK 70 Handicap - 1200m
15 March 2025 - 15:47
Track Rating: Good 4, Weather: Fine, Rail Position: +4.5m Entire



BRISBANE
RACING CLUB

Section	Overall	1000m	800m	600m	400m	200m							
Section Times	1:10.30 [10] (0:13.60)	0:56.70 [8] (0:11.10)	0:45.60 [8] (0:11.11)	0:34.49 [8] (0:11.21)	0:23.28 [7] (0:10.96)	0:12.32 [7] (0:12.32)							
Average Speed [km/h]	53.1	66.5	65.4	64.2	65.6	58.5							
Top Speed [km/h]	66.4	68.9	66.4	67.3	67.8	63.1							
Avg. Dist. to Rail [m]	7.4	5.1	2.0	0.9	7.5	7.3							
Avg. Stride Freq. [Hz]	2.3	2.4	2.4	2.4	2.4	2.3							
Avg. Stride Length [m]	6.4	7.6	7.5	7.4	7.5	7.0							





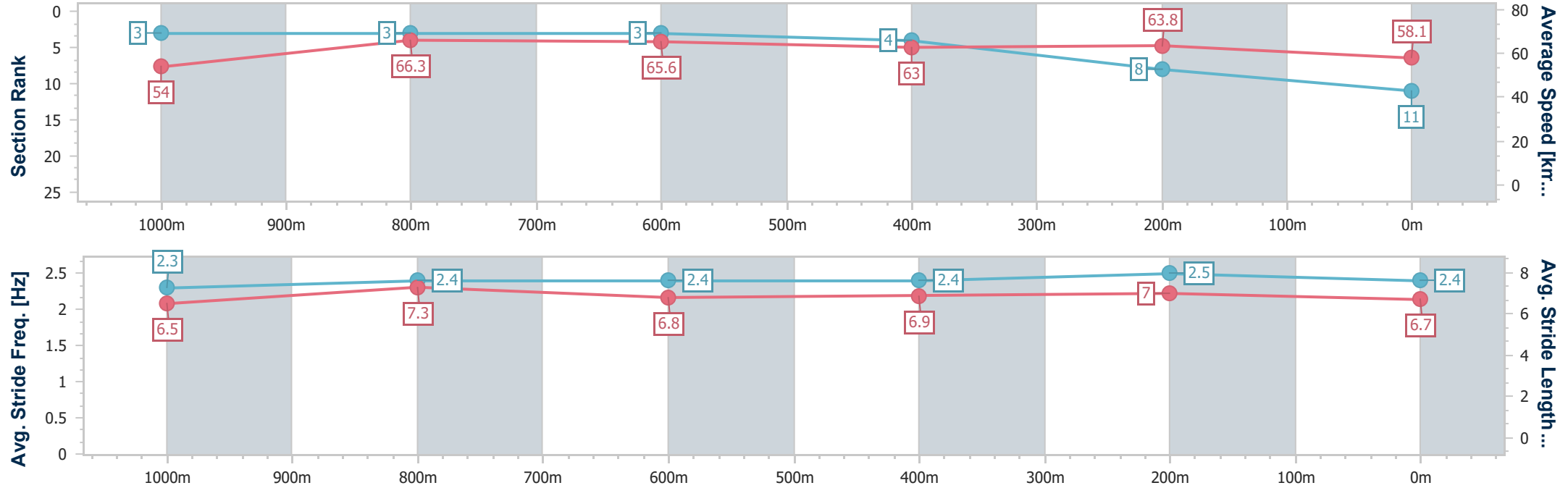
Horse/Jockey Name	Affinity Flyer
Final Rank	11
Fastest Section Time (Section)	0:10.94 (1000m)
Top Speed [km/h] (Section)	68.6 (Overall)
Race State	Finished



Eagle Farm QLD Professional
Race 10: FUJITSU - AIRSTAGE BENCHMARK 70 Handicap - 1200m
15 March 2025 - 15:47
Track Rating: Good 4, Weather: Fine, Rail Position: +4.5m Entire



Section	Overall	1000m	800m	600m	400m	200m								
Section Times	1:10.41 [11] (0:13.36)	0:57.05 [3] (0:10.94)	0:46.11 [3] (0:11.00)	0:35.11 [3] (0:11.40)	0:23.71 [4] (0:11.32)	0:12.39 [8] (0:12.39)								
Average Speed [km/h]	54.0	66.3	65.6	63.0	63.8	58.1								
Top Speed [km/h]	68.6	67.8	66.4	64.8	64.9	60.7								
Avg. Dist. to Rail [m]	3.6	1.4	0.1	0.5	5.1	7.0								
Avg. Stride Freq. [Hz]	2.3	2.4	2.4	2.4	2.5	2.4								
Avg. Stride Length [m]	6.5	7.3	6.8	6.9	7.0	6.7								





Horse/Jockey Name	Super Duck
Final Rank	12
Fastest Section Time (Section)	0:11.00 (1000m)
Top Speed [km/h] (Section)	69.1 (Overall)
Race State	Finished

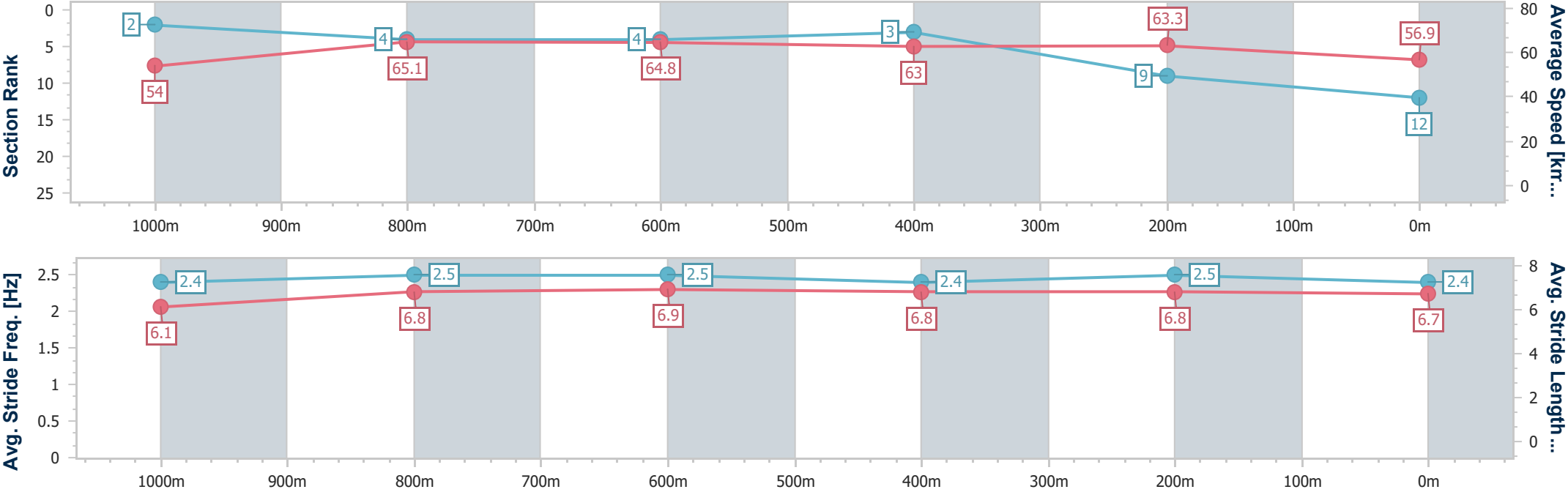


Eagle Farm QLD Professional
Race 10: FUJITSU - AIRSTAGE BENCHMARK 70 Handicap - 1200m
15 March 2025 - 15:47
Track Rating: Good 4, Weather: Fine, Rail Position: +4.5m Entire



BRISBANE
RACING CLUB

Section	Overall	1000m	800m	600m	400m	200m							
Section Times	1:10.73 [12] (0:13.35)	0:57.38 [2] (0:11.00)	0:46.38 [4] (0:11.00)	0:35.38 [4] (0:11.34)	0:24.04 [3] (0:11.36)	0:12.68 [9] (0:12.68)							
Average Speed [km/h]	54.0	65.1	64.8	63.0	63.3	56.9							
Top Speed [km/h]	69.1	67.7	66.1	64.9	65.0	61.1							
Avg. Dist. to Rail [m]	2.4	1.0	2.3	1.6	0.9	1.4							
Avg. Stride Freq. [Hz]	2.4	2.5	2.5	2.4	2.5	2.4							
Avg. Stride Length [m]	6.1	6.8	6.9	6.8	6.8	6.7							





Horse/Jockey Name	Mount Fuji
Final Rank	13
Fastest Section Time (Section)	0:11.06 (1000m)
Top Speed [km/h] (Section)	68.1 (Overall)
Race State	Finished

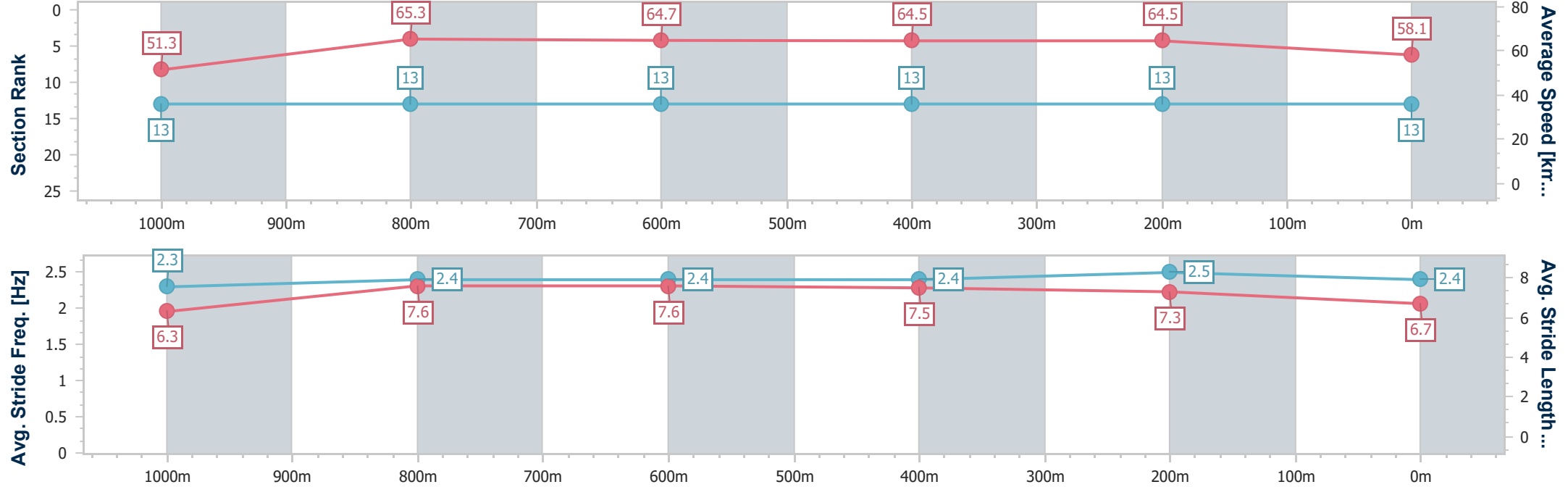


Eagle Farm QLD Professional
Race 10: FUJITSU - AIRSTAGE BENCHMARK 70 Handicap - 1200m
15 March 2025 - 15:47
Track Rating: Good 4, Weather: Fine, Rail Position: +4.5m Entire



BRISBANE
RACING CLUB

Section	Overall	1000m	800m	600m	400m	200m							
Section Times	1:10.97 [13] (0:14.05)	0:56.92 [13] (0:11.06)	0:45.86 [13] (0:11.11)	0:34.75 [13] (0:11.19)	0:23.56 [13] (0:11.16)	0:12.40 [13] (0:12.40)							
Average Speed [km/h]	51.3	65.3	64.7	64.5	64.5	58.1							
Top Speed [km/h]	68.1	68.1	66.1	65.6	65.8	62.5							
Avg. Dist. to Rail [m]	6.1	0.5	0.7	1.1	7.7	8.5							
Avg. Stride Freq. [Hz]	2.3	2.4	2.4	2.4	2.5	2.4							
Avg. Stride Length [m]	6.3	7.6	7.6	7.5	7.3	6.7							





Eagle Farm QLD Professional
Race 11: LADBROKES ODDS SURGE BENCHMARK 65 Handicap - 1400m
15 March 2025 - 16:34



Track Rating: Good 4, Weather: Fine, Rail Position: +4.5m Entire

Section					Overall	1200m	1000m	800m	600m	400m	Last 600m		
Field Times					1:22.25 (0:13.27)	1:08.98 (0:10.60)	0:58.38 (0:11.52)	0:46.86 (0:11.81)	0:35.05 (0:11.64)	0:23.41 (0:11.29)	0:35.05		
Rank	TAB	Horse/Jockey	Barrier	Top Speed [km/h]	Fastest Section							Distance Travelled [m]	
1	13	HEYOKA	5	67.9	0:10.76	1:22.25 [1]	1:08.80 [2]	0:58.04 [3]	0:46.69 [2]	0:34.89 [3]	0:23.35 [2]	0:34.89	
		Cody Collis		1200m	1200m	(0:13.45)	(0:10.76)	(0:11.35)	(0:11.80)	(0:11.54)	(0:11.24)		
2	15	BUCKS FIZZ	9	70.0	0:10.60	1:22.48 [2]	1:09.21 [1]	0:58.61 [1]	0:47.09 [1]	0:35.28 [1]	0:23.64 [1]	0:35.28	+4
		Boris Thornton		1200m	1200m	(0:13.27)	(0:10.60)	(0:11.52)	(0:11.81)	(0:11.64)	(0:11.29)		
3	2	GENETIC FREAK	2	67.7	0:10.90	1:22.96 [3]	1:09.22 [5]	0:58.32 [5]	0:47.13 [4]	0:35.36 [4]	0:23.75 [5]	0:35.36	-1
		Emily Lang		1200m	1200m	(0:13.74)	(0:10.90)	(0:11.19)	(0:11.77)	(0:11.61)	(0:11.54)		
4	1	OCEAN ALPS	7	67.2	0:10.97	1:22.97 [4]	1:08.66 [9]	0:57.69 [9]	0:46.58 [10]	0:34.86 [10]	0:23.31 [10]	0:34.86	+5
		Courtney Bellamy		1200m	1200m	(0:14.31)	(0:10.97)	(0:11.11)	(0:11.72)	(0:11.55)	(0:11.23)		
5	8	SOBUTE	4	66.9	0:10.93	1:22.99 [5]	1:09.02 [7]	0:58.09 [7]	0:46.69 [8]	0:34.99 [9]	0:23.68 [7]	0:34.99	+1
		Jaden Lloyd		1200m	1200m	(0:13.97)	(0:10.93)	(0:11.40)	(0:11.70)	(0:11.31)	(0:11.44)		
6	6	EXECUTIVE STRESS	8	69.0	0:10.70	1:23.32 [6]	1:09.85 [3]	0:59.15 [2]	0:47.73 [3]	0:36.04 [2]	0:24.41 [3]	0:36.04	+3
		Kirk Matheson		1200m	1200m	(0:13.47)	(0:10.70)	(0:11.42)	(0:11.69)	(0:11.63)	(0:11.74)		
7	9	KANAIRD	10	67.1	0:10.91	1:23.42 [7]	1:09.00 [10]	0:58.09 [10]	0:47.07 [9]	0:35.43 [8]	0:23.85 [9]	0:35.43	+4
		Karl Zechner		1200m	1200m	(0:14.42)	(0:10.91)	(0:11.02)	(0:11.64)	(0:11.58)	(0:11.51)		
8	23	TOO MUCH MAKEUP	3	66.9	0:10.95	1:23.46 [8]	1:09.62 [6]	0:58.67 [6]	0:47.48 [6]	0:35.78 [6]	0:24.24 [6]	0:35.78	+9
		Siobhan Rutledge		1200m	1200m	(0:13.84)	(0:10.95)	(0:11.19)	(0:11.70)	(0:11.54)	(0:11.48)		
9	20	SHORE TO HAPPEN	6	67.5	0:10.92	1:23.54 [9]	1:09.86 [4]	0:58.94 [4]	0:47.66 [5]	0:35.90 [5]	0:24.36 [4]	0:35.90	+4
		Anthony Allen		1200m	1200m	(0:13.68)	(0:10.92)	(0:11.28)	(0:11.76)	(0:11.54)	(0:11.54)		
10	4	PORKY	1	66.8	0:10.93	1:24.15 [10]	1:10.14 [8]	0:59.21 [8]	0:48.04 [7]	0:36.43 [7]	0:24.76 [8]	0:36.43	+2
		Martin Harley		1200m	1200m	(0:14.01)	(0:10.93)	(0:11.17)	(0:11.61)	(0:11.67)	(0:11.72)		

Scratched: Typhoon Tip (#18), West Cork (#12), Speed Map (#11), Guru Class (#17), Demitasse (#3), Cool Music (#24), Glowlight (#16), Waverley (#14), Hulkamania (#7), Singer Sargent (#5), Rothesay's Lad (



Eagle Farm QLD Professional
Race 11: LADBROKES ODDS SURGE BENCHMARK 65 Handicap -
1400m

15 March 2025 - 16:34



Track Rating: Good 4, Weather: Fine, Rail Position: +4.5m Entire

Section Field Times				200m 0:12.12 (0:12.12)				Last 600m 0:35.05			
Rank	TAB	Horse/Jockey	Barrier	Top Speed [km/h]	Fastest Section	Margin				Distance Travelled [m]	
1	13	HEYOKA	5	67.9	0:10.76	0:12.11 [2]	1:22.25			0:34.89	
		Cody Collis		1200m	1200m	(0:12.11)					
2	15	BUCKS FIZZ	9	70.0	0:10.60	0:12.35 [1]	1.36L			0:35.28	
		Boris Thornton		1200m	1200m	(0:12.35)				+4	
3	2	GENETIC FREAK	2	67.7	0:10.90	0:12.21 [7]	4.2L			0:35.36	
		Emily Lang		1200m	1200m	(0:12.21)				-1	
4	1	OCEAN ALPS	7	67.2	0:10.97	0:12.08 [8]	4.28L			0:34.86	
		Courtney Bellamy		1200m	1200m	(0:12.08)				+5	
5	8	SOBUTE	4	66.9	0:10.93	0:12.24 [6]	4.4L			0:34.99	
		Jaden Lloyd		1200m	1200m	(0:12.24)				+1	
6	6	EXECUTIVE STRESS	8	69.0	0:10.70	0:12.67 [3]	6.34L			0:36.04	
		Kirk Matheson		1200m	1200m	(0:12.67)				+3	
7	9	KANAIRD	10	67.1	0:10.91	0:12.34 [9]	6.9L			0:35.43	
		Karl Zechner		1200m	1200m	(0:12.34)				+4	
8	23	TOO MUCH MAKEUP	3	66.9	0:10.95	0:12.76 [4]	7.15L			0:35.78	
		Siobhan Rutledge		1200m	1200m	(0:12.76)				+9	
9	20	SHORE TO HAPPEN	6	67.5	0:10.92	0:12.82 [5]	7.58L			0:35.90	
		Anthony Allen		1200m	1200m	(0:12.82)				+4	
10	4	PORKY	1	66.8	0:10.93	0:13.04 [10]	11.18L			0:36.43	
		Martin Harley		1200m	1200m	(0:13.04)				+2	

Scratched: Typhoon Tip (#18), West Cork (#12), Speed Map (#11), Guru Class (#17), Demitasse (#3), Cool Music (#24), Glowlight (#16), Waverley (#14), Hulkamania (#7), Singer Sargent (#5), Rothesay's Lad (

Report Created: Sat 15 March 2025 16:57 GMT+10 (Note: Timing is based on position data)

Page 2/12

[] Ranking at each section and finish
-:-:- No data available at this section
NA No data available

SCN Saddle cloth number
DNF Did not finish
DNT Did not track

data processed by  TRIPLESDATA



Horse/Jockey Name	Heyoka
Final Rank	1
Fastest Section Time (Section)	0:10.76 (1200m)
Top Speed [km/h] (Section)	67.9 (1200m)
Race State	Finished

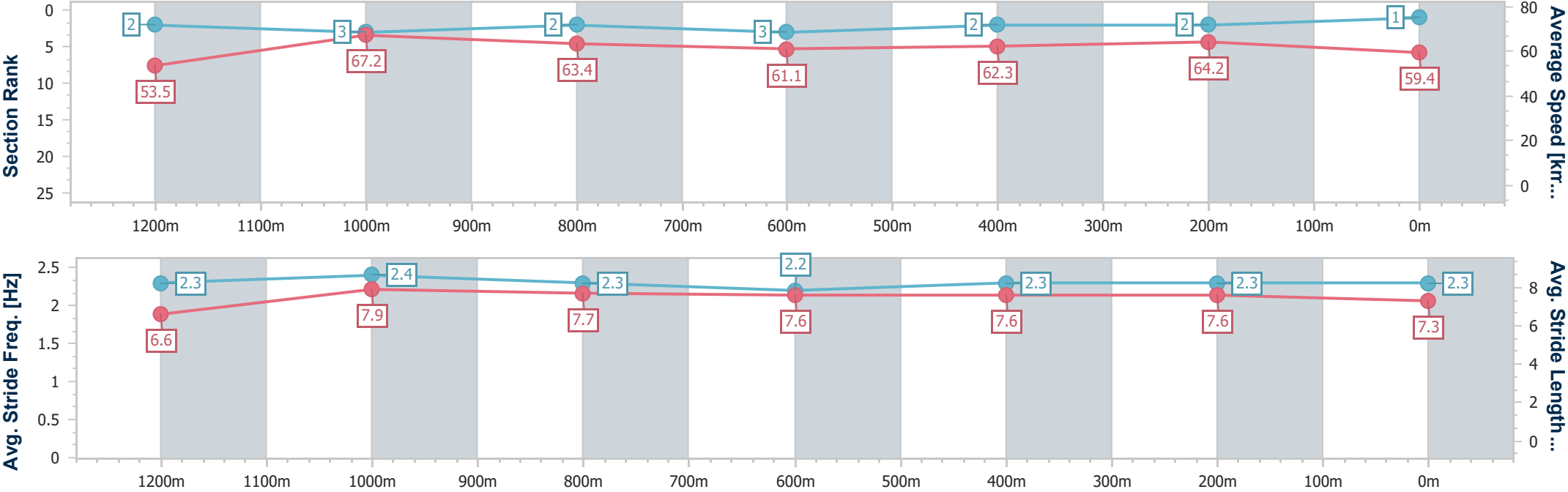


Eagle Farm QLD Professional
Race 11: LADBROKES ODDS SURGE BENCHMARK 65
Handicap - 1400m
15 March 2025 - 16:34
Track Rating: Good 4, Weather: Fine, Rail Position: +4.5m Entire



BRISBANE
RACING CLUB

Section	Overall	1200m	1000m	800m	600m	400m	200m						
Section Times	1:22.25 [1] (0:13.45)	1:08.80 [2] (0:10.76)	0:58.04 [3] (0:11.35)	0:46.69 [2] (0:11.80)	0:34.89 [3] (0:11.54)	0:23.35 [2] (0:11.24)	0:12.11 [2] (0:12.11)						
Average Speed [km/h]	53.5	67.2	63.4	61.1	62.3	64.2	59.4						
Top Speed [km/h]	67.3	67.9	65.6	62.3	64.3	65.1	63.3						
Avg. Dist. to Rail [m]	4.0	1.5	0.9	0.2	0.4	1.9	3.2						
Avg. Stride Freq. [Hz]	2.3	2.4	2.3	2.2	2.3	2.3	2.3						
Avg. Stride Length [m]	6.6	7.9	7.7	7.6	7.6	7.6	7.3						





Horse/Jockey Name	Bucks Fizz
Final Rank	2
Fastest Section Time (Section)	0:10.60 (1200m)
Top Speed [km/h] (Section)	70.0 (1200m)
Race State	Finished

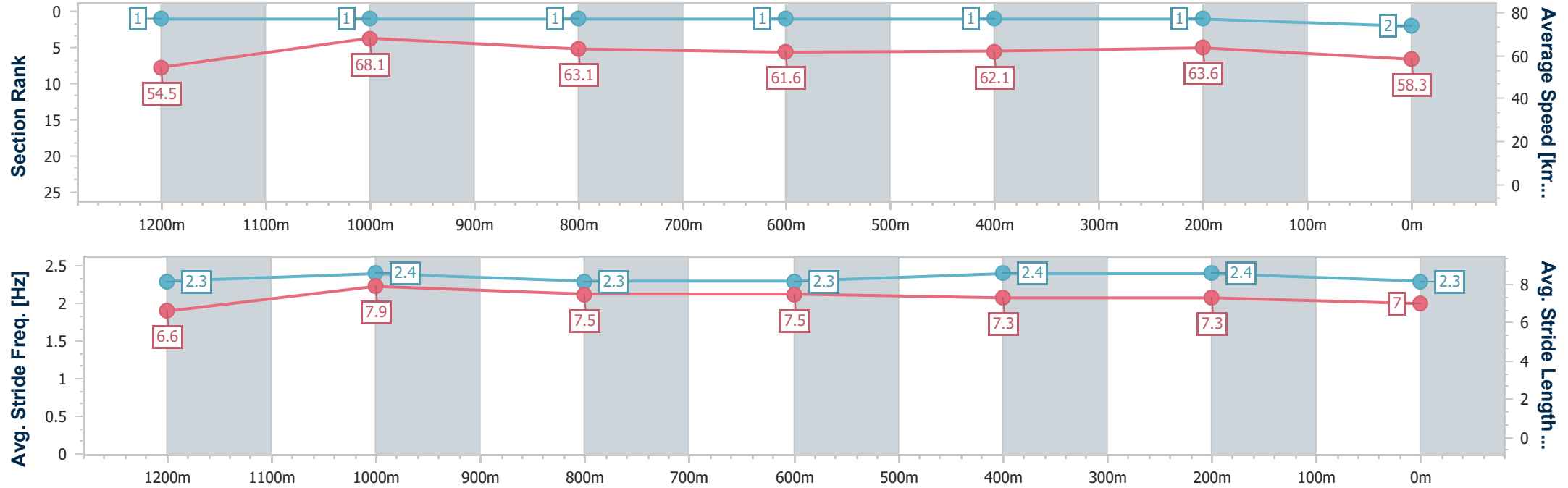


Eagle Farm QLD Professional
Race 11: LADBROKES ODDS SURGE BENCHMARK 65
Handicap - 1400m
15 March 2025 - 16:34
Track Rating: Good 4, Weather: Fine, Rail Position: +4.5m Entire



BRISBANE
RACING CLUB

Section	Overall	1200m	1000m	800m	600m	400m	200m						
Section Times	1:22.48 [2] (0:13.27)	1:09.21 [1] (0:10.60)	0:58.61 [1] (0:11.52)	0:47.09 [1] (0:11.81)	0:35.28 [1] (0:11.64)	0:23.64 [1] (0:11.29)	0:12.35 [1] (0:12.35)						
Average Speed [km/h]	54.5	68.1	63.1	61.6	62.1	63.6	58.3						
Top Speed [km/h]	68.3	70.0	65.4	62.9	63.5	64.9	61.9						
Avg. Dist. to Rail [m]	7.4	2.5	2.5	1.3	0.7	1.0	1.7						
Avg. Stride Freq. [Hz]	2.3	2.4	2.3	2.3	2.4	2.4	2.3						
Avg. Stride Length [m]	6.6	7.9	7.5	7.5	7.3	7.3	7.0						





Horse/Jockey Name	Genetic Freak
Final Rank	3
Fastest Section Time (Section)	0:10.90 (1200m)
Top Speed [km/h] (Section)	67.7 (1200m)
Race State	Finished

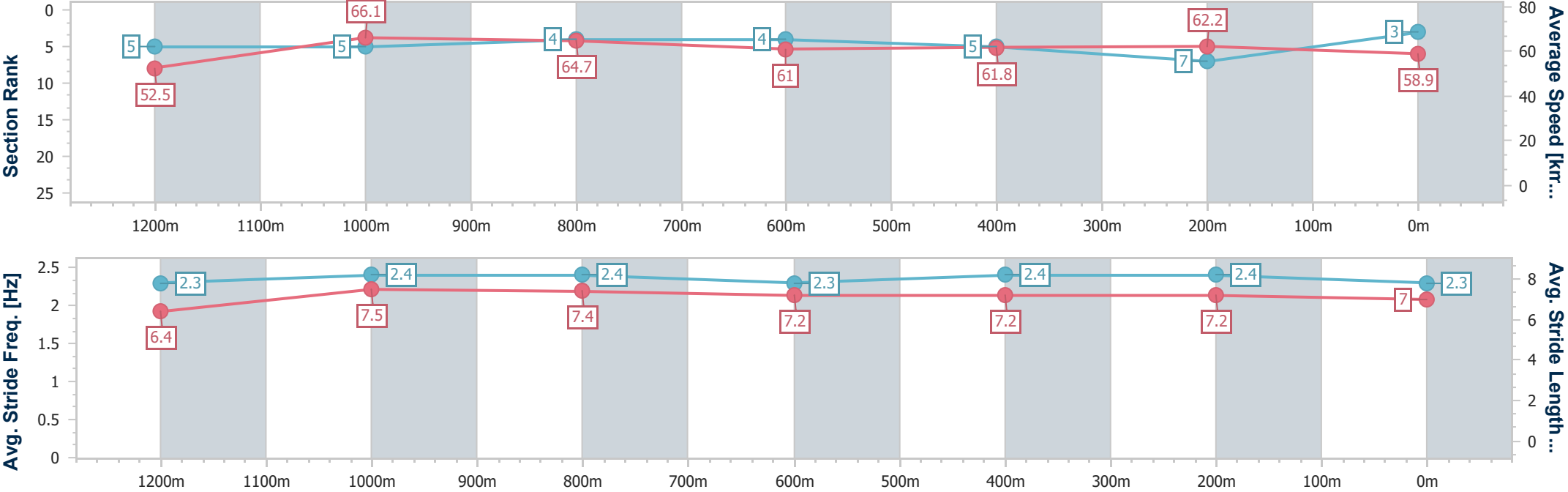


Eagle Farm QLD Professional
Race 11: LADBROKES ODDS SURGE BENCHMARK 65
Handicap - 1400m
15 March 2025 - 16:34
Track Rating: Good 4, Weather: Fine, Rail Position: +4.5m Entire



BRISBANE
RACING CLUB

Section	Overall	1200m	1000m	800m	600m	400m	200m						
Section Times	1:22.96 [3] (0:13.74)	1:09.22 [5] (0:10.90)	0:58.32 [5] (0:11.19)	0:47.13 [4] (0:11.77)	0:35.36 [4] (0:11.61)	0:23.75 [5] (0:11.54)	0:12.21 [7] (0:12.21)						
Average Speed [km/h]	52.5	66.1	64.7	61.0	61.8	62.2	58.9						
Top Speed [km/h]	65.0	67.7	66.1	63.2	64.0	64.3	61.9						
Avg. Dist. to Rail [m]	3.6	2.4	0.6	0.5	0.8	0.4	0.9						
Avg. Stride Freq. [Hz]	2.3	2.4	2.4	2.3	2.4	2.4	2.3						
Avg. Stride Length [m]	6.4	7.5	7.4	7.2	7.2	7.2	7.0						





Horse/Jockey Name	Ocean Alps
Final Rank	4
Fastest Section Time (Section)	0:10.97 (1200m)
Top Speed [km/h] (Section)	67.2 (1200m)
Race State	Finished



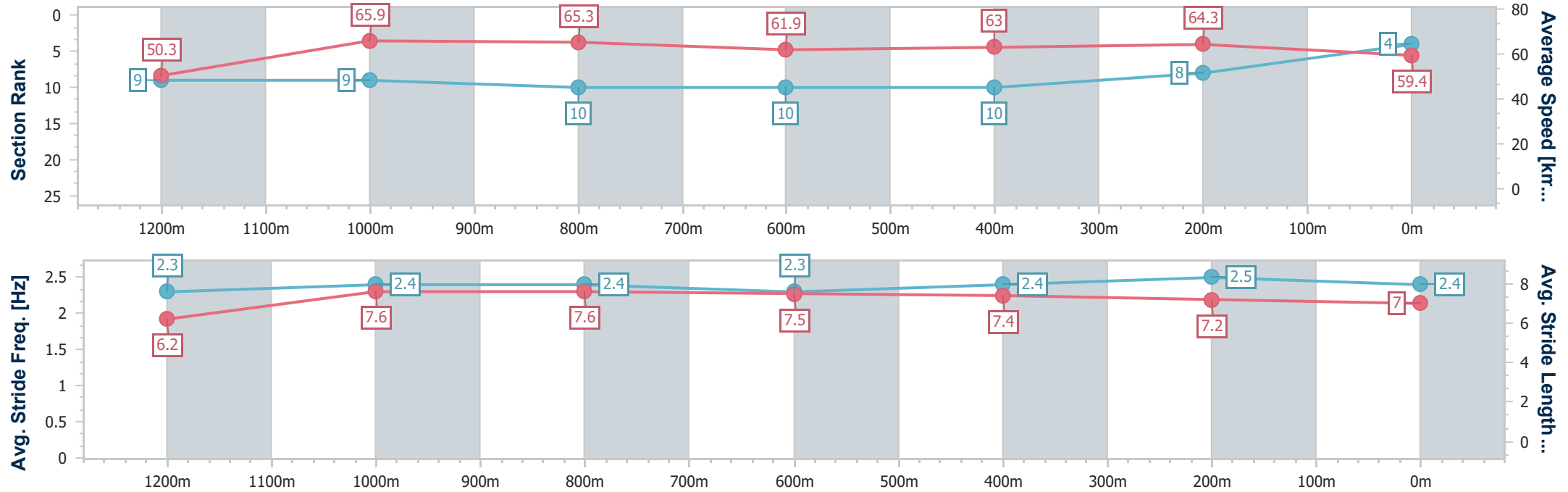
Eagle Farm QLD Professional
Race 11: LADBROKES ODDS SURGE BENCHMARK 65
Handicap - 1400m
15 March 2025 - 16:34



BRISBANE
RACING CLUB

Track Rating: Good 4, Weather: Fine, Rail Position: +4.5m Entire

Section	Overall	1200m	1000m	800m	600m	400m	200m						
Section Times	1:22.97 [4] (0:14.31)	1:08.66 [9] (0:10.97)	0:57.69 [9] (0:11.11)	0:46.58 [10] (0:11.72)	0:34.86 [10] (0:11.55)	0:23.31 [10] (0:11.23)	0:12.08 [8] (0:12.08)						
Average Speed [km/h]	50.3	65.9	65.3	61.9	63.0	64.3	59.4						
Top Speed [km/h]	65.6	67.2	66.4	65.8	64.8	65.3	62.6						
Avg. Dist. to Rail [m]	6.1	2.6	1.7	1.9	2.5	6.9	8.2						
Avg. Stride Freq. [Hz]	2.3	2.4	2.4	2.3	2.4	2.5	2.4						
Avg. Stride Length [m]	6.2	7.6	7.6	7.5	7.4	7.2	7.0						





Horse/Jockey Name	Sobute
Final Rank	5
Fastest Section Time (Section)	0:10.93 (1200m)
Top Speed [km/h] (Section)	66.9 (1200m)
Race State	Finished

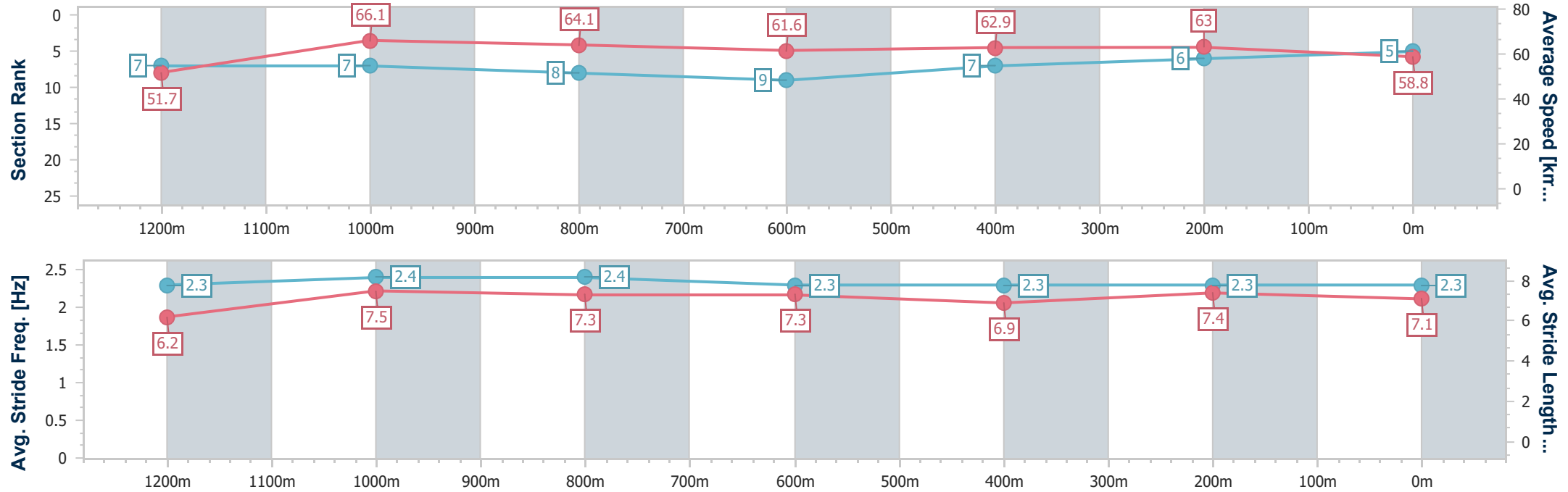


Eagle Farm QLD Professional
Race 11: LADBROKES ODDS SURGE BENCHMARK 65
Handicap - 1400m
15 March 2025 - 16:34
Track Rating: Good 4, Weather: Fine, Rail Position: +4.5m Entire



BRISBANE
RACING CLUB

Section	Overall	1200m	1000m	800m	600m	400m	200m						
Section Times	1:22.99 [5] (0:13.97)	1:09.02 [7] (0:10.93)	0:58.09 [7] (0:11.40)	0:46.69 [8] (0:11.70)	0:34.99 [9] (0:11.31)	0:23.68 [7] (0:11.44)	0:12.24 [6] (0:12.24)						
Average Speed [km/h]	51.7	66.1	64.1	61.6	62.9	63.0	58.8						
Top Speed [km/h]	66.8	66.9	64.5	62.7	64.1	64.0	61.7						
Avg. Dist. to Rail [m]	4.3	4.4	2.9	0.7	2.2	1.8	1.9						
Avg. Stride Freq. [Hz]	2.3	2.4	2.4	2.3	2.3	2.3	2.3						
Avg. Stride Length [m]	6.2	7.5	7.3	7.3	6.9	7.4	7.1						





Horse/Jockey Name	Executive Stress
Final Rank	6
Fastest Section Time (Section)	0:10.70 (1200m)
Top Speed [km/h] (Section)	69.0 (1200m)
Race State	Finished

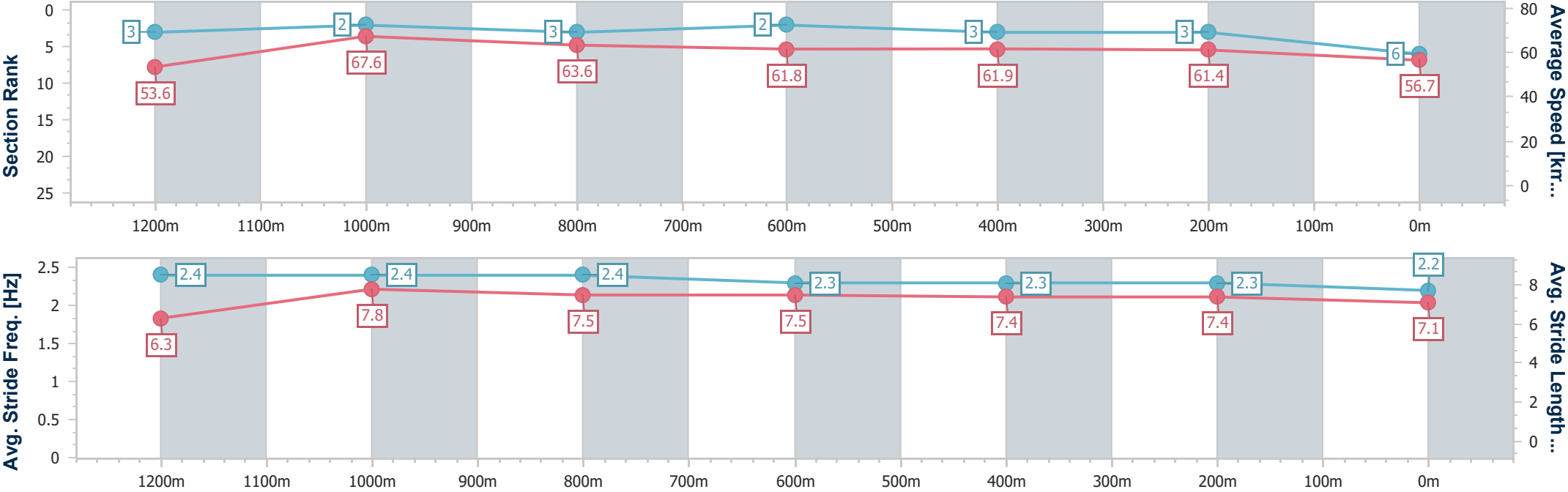


Eagle Farm QLD Professional
Race 11: LADBROKES ODDS SURGE BENCHMARK 65
Handicap - 1400m
15 March 2025 - 16:34
Track Rating: Good 4, Weather: Fine, Rail Position: +4.5m Entire



BRISBANE
RACING CLUB

Section	Overall	1200m	1000m	800m	600m	400m	200m						
Section Times	1:23.32 [6] (0:13.47)	1:09.85 [3] (0:10.70)	0:59.15 [2] (0:11.42)	0:47.73 [3] (0:11.69)	0:36.04 [2] (0:11.63)	0:24.41 [3] (0:11.74)	0:12.67 [3] (0:12.67)						
Average Speed [km/h]	53.6	67.6	63.6	61.8	61.9	61.4	56.7						
Top Speed [km/h]	68.9	69.0	65.4	63.0	63.3	63.3	59.3						
Avg. Dist. to Rail [m]	7.2	3.5	1.8	1.0	0.2	1.2	1.9						
Avg. Stride Freq. [Hz]	2.4	2.4	2.4	2.3	2.3	2.3	2.2						
Avg. Stride Length [m]	6.3	7.8	7.5	7.5	7.4	7.4	7.1						





Horse/Jockey Name	Kanaird
Final Rank	7
Fastest Section Time (Section)	0:10.91 (1200m)
Top Speed [km/h] (Section)	67.1 (1200m)
Race State	Finished

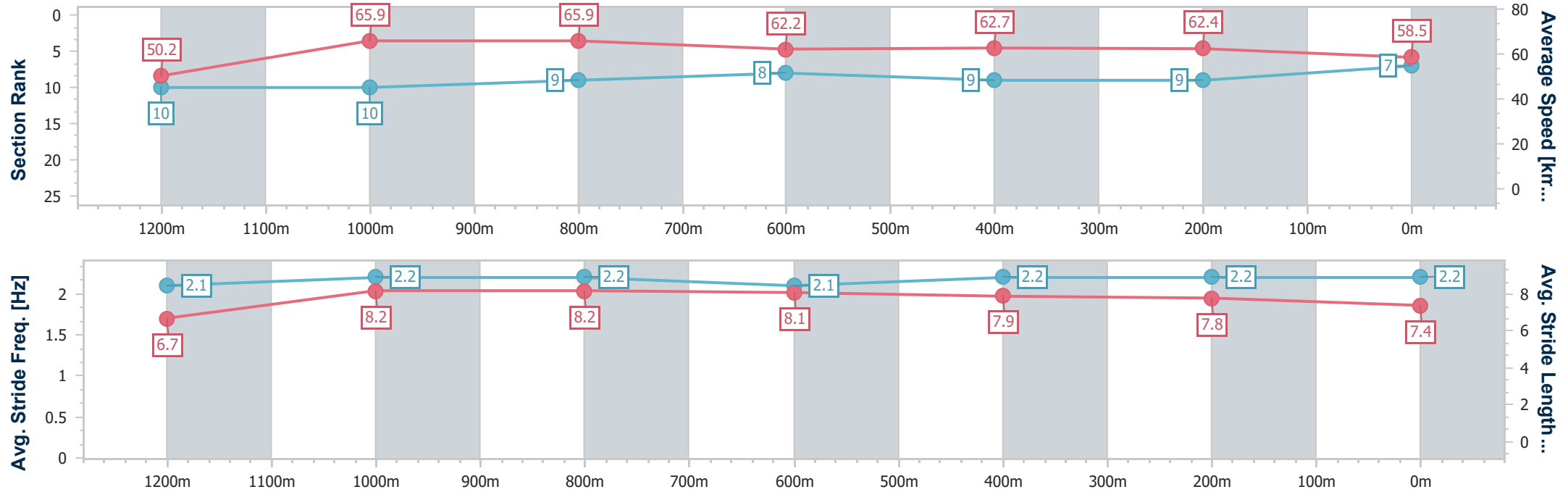


Eagle Farm QLD Professional
Race 11: LADBROKES ODDS SURGE BENCHMARK 65
Handicap - 1400m
15 March 2025 - 16:34
Track Rating: Good 4, Weather: Fine, Rail Position: +4.5m Entire



BRISBANE
RACING CLUB

Section	Overall	1200m	1000m	800m	600m	400m	200m						
Section Times	1:23.42 [7] (0:14.42)	1:09.00 [10] (0:10.91)	0:58.09 [10] (0:11.02)	0:47.07 [9] (0:11.64)	0:35.43 [8] (0:11.58)	0:23.85 [9] (0:11.51)	0:12.34 [9] (0:12.34)						
Average Speed [km/h]	50.2	65.9	65.9	62.2	62.7	62.4	58.5						
Top Speed [km/h]	66.2	67.1	66.4	65.3	63.8	64.5	60.2						
Avg. Dist. to Rail [m]	7.3	1.8	1.5	1.3	1.6	5.2	6.3						
Avg. Stride Freq. [Hz]	2.1	2.2	2.2	2.1	2.2	2.2	2.2						
Avg. Stride Length [m]	6.7	8.2	8.2	8.1	7.9	7.8	7.4						





Horse/Jockey Name	Too Much Makeup
Final Rank	8
Fastest Section Time (Section)	0:10.95 (1200m)
Top Speed [km/h] (Section)	66.9 (1200m)
Race State	Finished



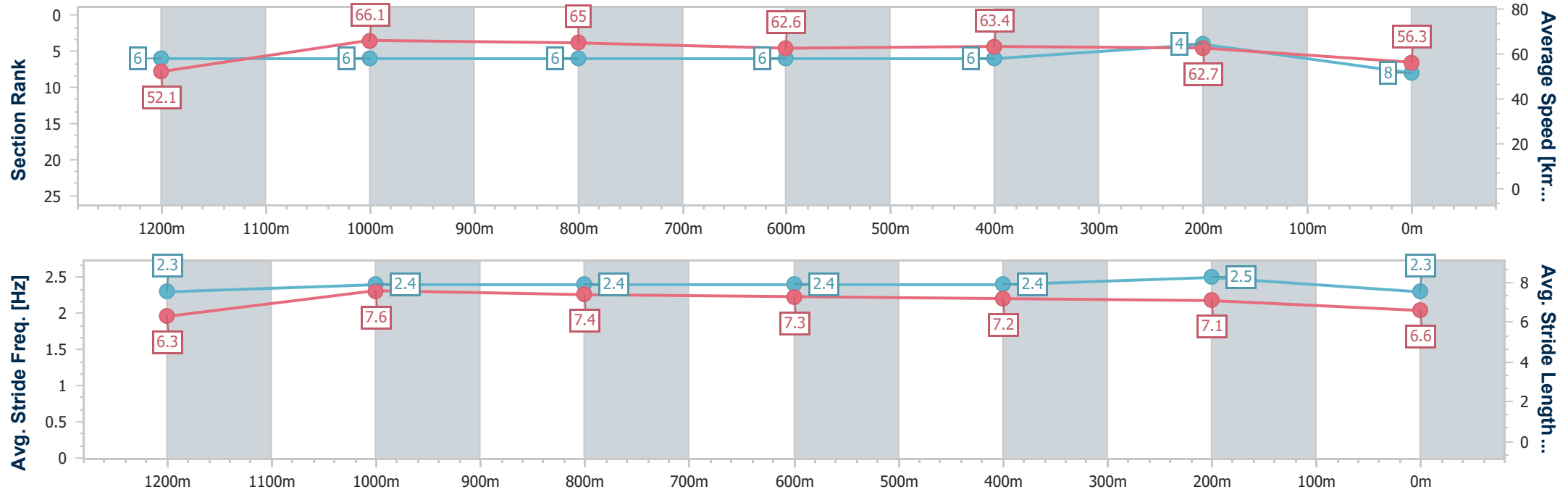
Eagle Farm QLD Professional
Race 11: LADBROKES ODDS SURGE BENCHMARK 65
Handicap - 1400m
15 March 2025 - 16:34



BRISBANE
RACING CLUB

Track Rating: Good 4, Weather: Fine, Rail Position: +4.5m Entire

Section	Overall	1200m	1000m	800m	600m	400m	200m						
Section Times	1:23.46 [8] (0:13.84)	1:09.62 [6] (0:10.95)	0:58.67 [6] (0:11.19)	0:47.48 [6] (0:11.70)	0:35.78 [6] (0:11.54)	0:24.24 [6] (0:11.48)	0:12.76 [4] (0:12.76)						
Average Speed [km/h]	52.1	66.1	65.0	62.6	63.4	62.7	56.3						
Top Speed [km/h]	66.8	66.9	66.5	64.4	65.7	64.6	61.3						
Avg. Dist. to Rail [m]	3.8	3.0	2.8	3.1	3.3	6.0	3.6						
Avg. Stride Freq. [Hz]	2.3	2.4	2.4	2.4	2.4	2.5	2.3						
Avg. Stride Length [m]	6.3	7.6	7.4	7.3	7.2	7.1	6.6						





Horse/Jockey Name	Shore To Happen
Final Rank	9
Fastest Section Time (Section)	0:10.92 (1200m)
Top Speed [km/h] (Section)	67.5 (1200m)
Race State	Finished

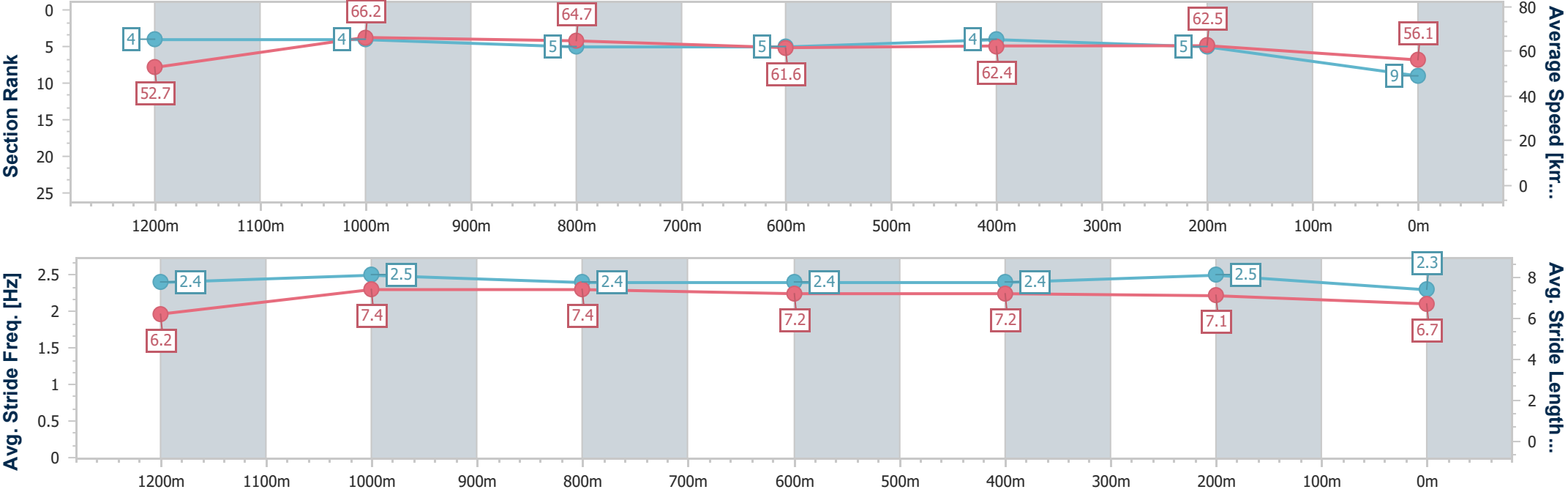


Eagle Farm QLD Professional
Race 11: LADBROKES ODDS SURGE BENCHMARK 65
Handicap - 1400m
15 March 2025 - 16:34
Track Rating: Good 4, Weather: Fine, Rail Position: +4.5m Entire



BRISBANE
RACING CLUB

Section	Overall	1200m	1000m	800m	600m	400m	200m						
Section Times	1:23.54 [9] (0:13.68)	1:09.86 [4] (0:10.92)	0:58.94 [4] (0:11.28)	0:47.66 [5] (0:11.76)	0:35.90 [5] (0:11.54)	0:24.36 [4] (0:11.54)	0:12.82 [5] (0:12.82)						
Average Speed [km/h]	52.7	66.2	64.7	61.6	62.4	62.5	56.1						
Top Speed [km/h]	65.7	67.5	65.7	63.1	63.8	64.2	59.9						
Avg. Dist. to Rail [m]	5.6	4.4	2.4	1.4	0.4	2.5	3.1						
Avg. Stride Freq. [Hz]	2.4	2.5	2.4	2.4	2.4	2.5	2.3						
Avg. Stride Length [m]	6.2	7.4	7.4	7.2	7.2	7.1	6.7						





Horse/Jockey Name	Porky
Final Rank	10
Fastest Section Time (Section)	0:10.93 (1200m)
Top Speed [km/h] (Section)	66.8 (1200m)
Race State	Finished



Eagle Farm QLD Professional
Race 11: LADBROKES ODDS SURGE BENCHMARK 65
Handicap - 1400m
15 March 2025 - 16:34
Track Rating: Good 4, Weather: Fine, Rail Position: +4.5m Entire



BRISBANE
RACING CLUB

Section	Overall	1200m	1000m	800m	600m	400m	200m						
Section Times	1:24.15 [10] (0:14.01)	1:10.14 [8] (0:10.93)	0:59.21 [8] (0:11.17)	0:48.04 [7] (0:11.61)	0:36.43 [7] (0:11.67)	0:24.76 [8] (0:11.72)	0:13.04 [10] (0:13.04)						
Average Speed [km/h]	51.5	66.0	65.1	62.0	61.7	61.4	55.3						
Top Speed [km/h]	66.5	66.8	65.4	64.9	62.6	63.2	59.3						
Avg. Dist. to Rail [m]	2.4	3.2	1.5	0.2	0.4	3.3	3.5						
Avg. Stride Freq. [Hz]	2.2	2.3	2.3	2.2	2.3	2.3	2.2						
Avg. Stride Length [m]	6.4	8.0	7.9	7.8	7.5	7.4	7.1						

