



Rockhampton QLD Professional

Race 1: TAB BENCHMARK 72 Handicap - 1400m

15 March 2025 - 11:20



Track Rating: Soft 6, Weather: Showery, Rail Position: +8m Entire

Section					Overall	1200m	1000m	800m	600m	400m	Last 600m		
Field Times					1:22.99 (0:12.83)	1:10.16 (0:11.24)	0:58.92 (0:11.70)	0:47.22 (0:11.83)	0:35.39 (0:11.35)	0:24.04 (0:11.53)	0:35.39		
Rank	TAB	Horse/Jockey	Barrier	Top Speed [km/h]	Fastest Section							Distance Travelled [m]	
1	2	SIR GRACE	5	65.0	0:11.19	1:22.99 [1]	1:09.48 [6]	0:58.07 [6]	0:46.55 [5]	0:34.63 [5]	0:23.44 [3]	0:34.63	
		Warwick Satherley		600m	600m	(0:13.51)	(0:11.41)	(0:11.52)	(0:11.92)	(0:11.19)	(0:11.33)		
2	4	GET WHAT YOU GIVE	1	66.0	0:11.24	1:23.02 [2]	1:10.19 [1]	0:58.95 [1]	0:47.25 [1]	0:35.42 [1]	0:24.07 [1]	0:35.42	-4
		McKenzie Apel		1200m	1200m	(0:12.83)	(0:11.24)	(0:11.70)	(0:11.83)	(0:11.35)	(0:11.53)		
3	1	AMERICAN PRESIDENT	4	65.0	0:11.26	1:23.04 [3]	1:09.94 [3]	0:58.52 [3]	0:46.81 [4]	0:34.72 [4]	0:23.46 [5]	0:34.72	+10
		Damien Boutet		600m	600m	(0:13.10)	(0:11.42)	(0:11.71)	(0:12.09)	(0:11.26)	(0:11.32)		
4	6	PREPOTENT	6	65.8	0:11.15	1:23.45 [4]	1:10.08 [5]	0:58.59 [5]	0:47.00 [6]	0:35.03 [6]	0:23.88 [4]	0:35.03	+1
		Chris McIver		600m	600m	(0:13.37)	(0:11.49)	(0:11.59)	(0:11.97)	(0:11.15)	(0:11.33)		
5	5	TRICKY BEANS	3	64.6	0:11.39	1:24.02 [5]	1:11.00 [2]	0:59.61 [2]	0:47.88 [2]	0:36.06 [2]	0:24.56 [2]	0:36.06	-2
		Gabrielle Semmens		Overall	1200m	(0:13.02)	(0:11.39)	(0:11.73)	(0:11.82)	(0:11.50)	(0:11.79)		
6	3	CAVE DIVER	7	64.0	0:11.51	1:25.23 [6]	1:11.59 [7]	1:00.08 [7]	0:48.54 [7]	0:36.62 [7]	0:25.00 [7]	0:36.62	-1
		Raul Silvera Olivera		Overall	1200m	(0:13.64)	(0:11.51)	(0:11.54)	(0:11.92)	(0:11.62)	(0:12.00)		
7	7	MOTAMAYIZ	2	63.3	0:11.48	1:27.54 [7]	1:14.37 [4]	1:02.89 [4]	0:51.33 [3]	0:39.39 [3]	0:27.42 [6]	0:39.39	-7
		Nikki Olzard		1200m	1200m	(0:13.17)	(0:11.48)	(0:11.56)	(0:11.94)	(0:11.97)	(0:12.62)		



Rockhampton QLD Professional
Race 1: TAB BENCHMARK 72 Handicap - 1400m
15 March 2025 - 11:20



Track Rating: Soft 6, Weather: Showery, Rail Position: +8m Entire

Section Field Times				200m 0:12.51 (0:12.51)				Last 600m 0:35.39	
Rank	TAB	Horse/Jockey	Barrier	Top Speed [km/h]	Fastest Section	Margin		Distance Travelled [m]	
1	2	SIR GRACE	5	65.0	0:11.19	0:12.11 [2]	1:22.99	0:34.63	
		Warwick Satherley		600m	600m	(0:12.11)			
2	4	GET WHAT YOU GIVE	1	66.0	0:11.24	0:12.54 [1]	0.15L	0:35.42	-4
		McKenzie Apel		1200m	1200m	(0:12.54)			
3	1	AMERICAN PRESIDENT	4	65.0	0:11.26	0:12.14 [3]	0.26L	0:34.72	+10
		Damien Boutet		600m	600m	(0:12.14)			
4	6	PREPOTENT	6	65.8	0:11.15	0:12.55 [4]	2.68L	0:35.03	+1
		Chris McIver		600m	600m	(0:12.55)			
5	5	TRICKY BEANS	3	64.6	0:11.39	0:12.77 [5]	6.03L	0:36.06	-2
		Gabrielle Semmens		Overall	1200m	(0:12.77)			
6	3	CAVE DIVER	7	64.0	0:11.51	0:13.00 [6]	13.13L	0:36.62	-1
		Raul Silvera Olivera		Overall	1200m	(0:13.00)			
7	7	MOTAMAYIZ	2	63.3	0:11.48	0:14.80 [7]	26.71L	0:39.39	-7
		Nikki Olzard		1200m	1200m	(0:14.80)			



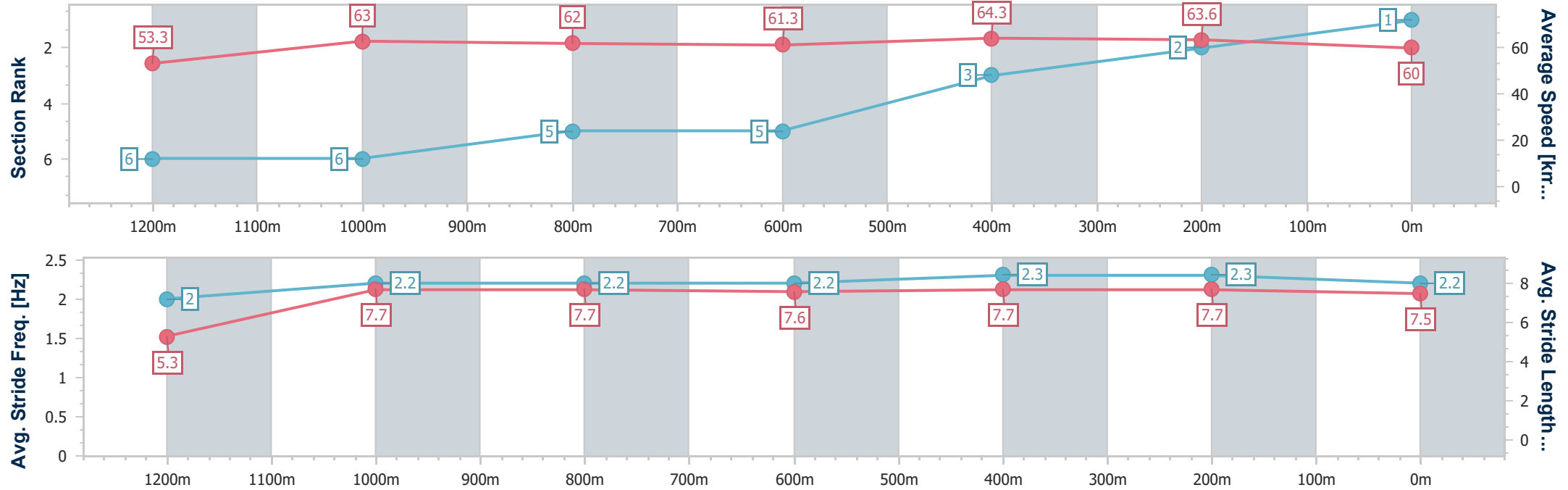
Horse/Jockey Name	Sir Grace
Final Rank	1
Fastest Section Time (Section)	0:11.19 (600m)
Top Speed [km/h] (Section)	65.0 (600m)
Race State	Finished



Rockhampton QLD Professional
Race 1: TAB BENCHMARK 72 Handicap - 1400m
15 March 2025 - 11:20
Track Rating: Soft 6, Weather: Showery, Rail Position: +8m Entire



Section	Overall	1200m	1000m	800m	600m	400m	200m						
Section Times	1:22.99 [1] (0:13.51)	1:09.48 [6] (0:11.41)	0:58.07 [6] (0:11.52)	0:46.55 [5] (0:11.92)	0:34.63 [5] (0:11.19)	0:23.44 [3] (0:11.33)	0:12.11 [2] (0:12.11)						
Average Speed [km/h]	53.3	63.0	62.0	61.3	64.3	63.6	60.0						
Top Speed [km/h]	64.9	64.0	62.7	63.2	65.0	64.2	62.1						
Avg. Dist. to Rail [m]	2.7	1.6	1.2	1.8	3.3	3.5	5.2						
Avg. Stride Freq. [Hz]	2.0	2.2	2.2	2.2	2.3	2.3	2.2						
Avg. Stride Length [m]	5.3	7.7	7.7	7.6	7.7	7.7	7.5						





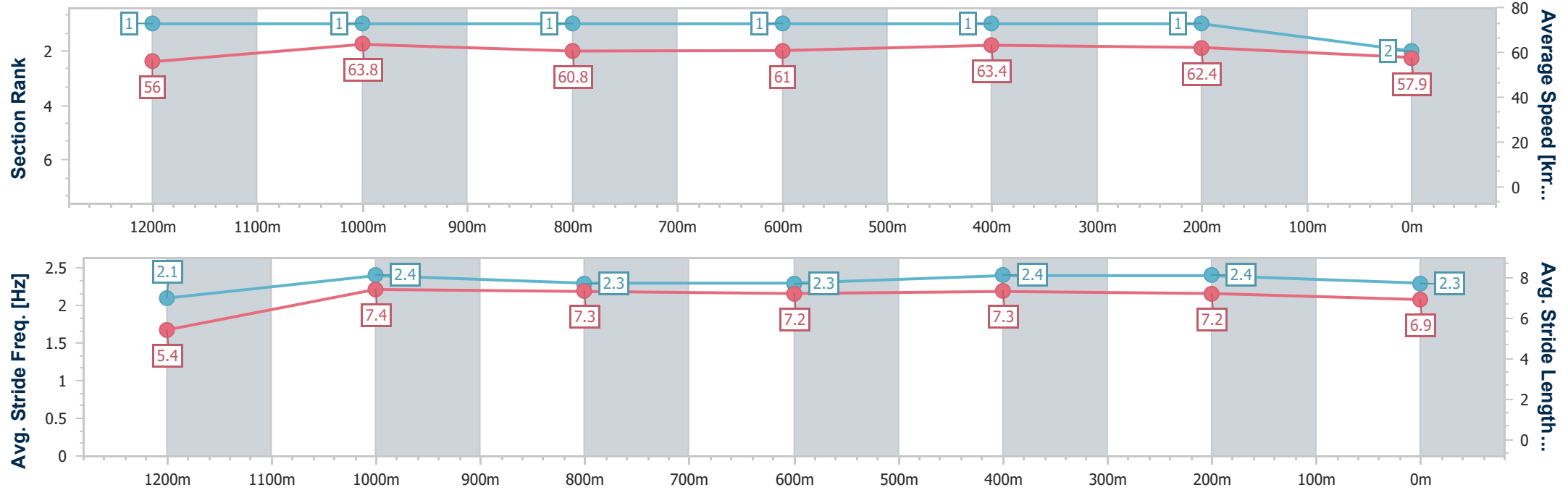
Horse/Jockey Name	Get What You Give
Final Rank	2
Fastest Section Time (Section)	0:11.24 (1200m)
Top Speed [km/h] (Section)	66.0 (1200m)
Race State	Finished



Rockhampton QLD Professional
Race 1: TAB BENCHMARK 72 Handicap - 1400m
15 March 2025 - 11:20
Track Rating: Soft 6, Weather: Showery, Rail Position: +8m Entire



Section	Overall	1200m	1000m	800m	600m	400m	200m						
Section Times	1:23.02 [2] (0:12.83)	1:10.19 [1] (0:11.24)	0:58.95 [1] (0:11.70)	0:47.25 [1] (0:11.83)	0:35.42 [1] (0:11.35)	0:24.07 [1] (0:11.53)	0:12.54 [1] (0:12.54)						
Average Speed [km/h]	56.0	63.8	60.8	61.0	63.4	62.4	57.9						
Top Speed [km/h]	65.9	66.0	62.2	62.1	64.5	64.3	60.9						
Avg. Dist. to Rail [m]	1.3	2.2	2.0	0.8	1.8	2.3	2.8						
Avg. Stride Freq. [Hz]	2.1	2.4	2.3	2.3	2.4	2.4	2.3						
Avg. Stride Length [m]	5.4	7.4	7.3	7.2	7.3	7.2	6.9						





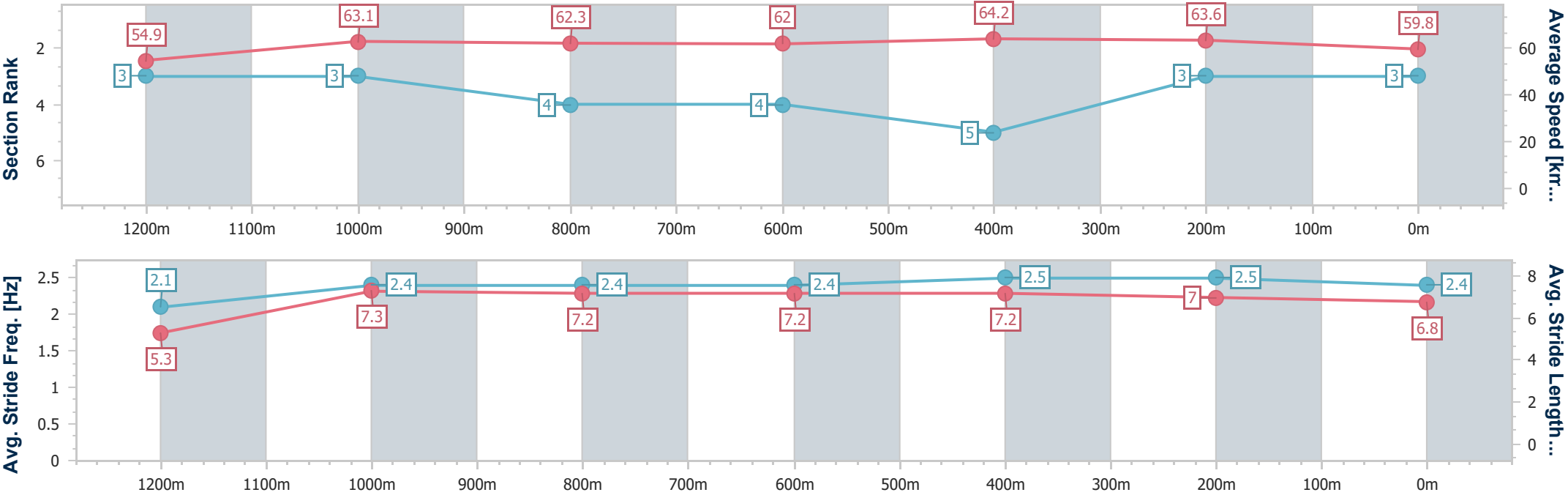
Horse/Jockey Name	American President
Final Rank	3
Fastest Section Time (Section)	0:11.26 (600m)
Top Speed [km/h] (Section)	65.0 (600m)
Race State	Finished



Rockhampton QLD Professional
Race 1: TAB BENCHMARK 72 Handicap - 1400m
15 March 2025 - 11:20
Track Rating: Soft 6, Weather: Showery, Rail Position: +8m Entire



Section	Overall	1200m	1000m	800m	600m	400m	200m						
Section Times	1:23.04 [3] (0:13.10)	1:09.94 [3] (0:11.42)	0:58.52 [3] (0:11.71)	0:46.81 [4] (0:12.09)	0:34.72 [4] (0:11.26)	0:23.46 [5] (0:11.32)	0:12.14 [3] (0:12.14)						
Average Speed [km/h]	54.9	63.1	62.3	62.0	64.2	63.6	59.8						
Top Speed [km/h]	63.5	63.7	63.1	63.0	65.0	64.6	62.3						
Avg. Dist. to Rail [m]	2.5	0.4	1.8	5.4	4.1	5.2	6.6						
Avg. Stride Freq. [Hz]	2.1	2.4	2.4	2.4	2.5	2.5	2.4						
Avg. Stride Length [m]	5.3	7.3	7.2	7.2	7.2	7.0	6.8						





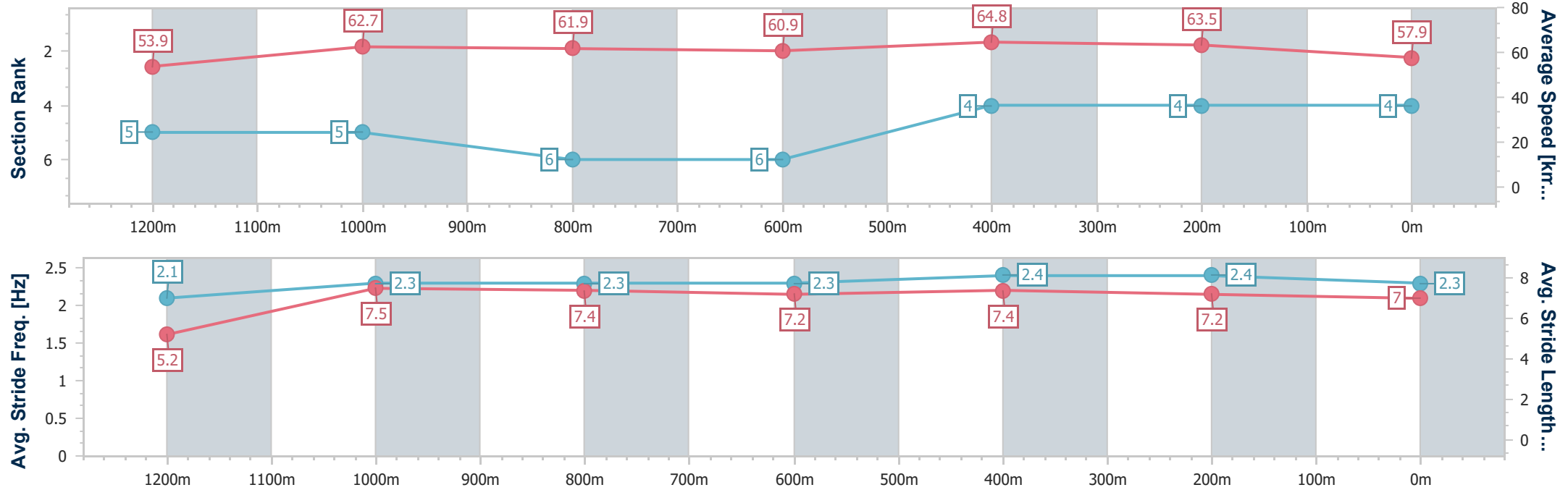
Horse/Jockey Name	Prepotent
Final Rank	4
Fastest Section Time (Section)	0:11.15 (600m)
Top Speed [km/h] (Section)	65.8 (600m)
Race State	Finished



Rockhampton QLD Professional
Race 1: TAB BENCHMARK 72 Handicap - 1400m
15 March 2025 - 11:20
Track Rating: Soft 6, Weather: Showery, Rail Position: +8m Entire



Section	Overall	1200m	1000m	800m	600m	400m	200m						
Section Times	1:23.45 [4] (0:13.37)	1:10.08 [5] (0:11.49)	0:58.59 [5] (0:11.59)	0:47.00 [6] (0:11.97)	0:35.03 [6] (0:11.15)	0:23.88 [4] (0:11.33)	0:12.55 [4] (0:12.55)						
Average Speed [km/h]	53.9	62.7	61.9	60.9	64.8	63.5	57.9						
Top Speed [km/h]	63.4	63.0	62.9	62.6	65.8	64.9	61.7						
Avg. Dist. to Rail [m]	3.7	0.2	0.4	1.7	5.1	6.7	8.4						
Avg. Stride Freq. [Hz]	2.1	2.3	2.3	2.3	2.4	2.4	2.3						
Avg. Stride Length [m]	5.2	7.5	7.4	7.2	7.4	7.2	7.0						





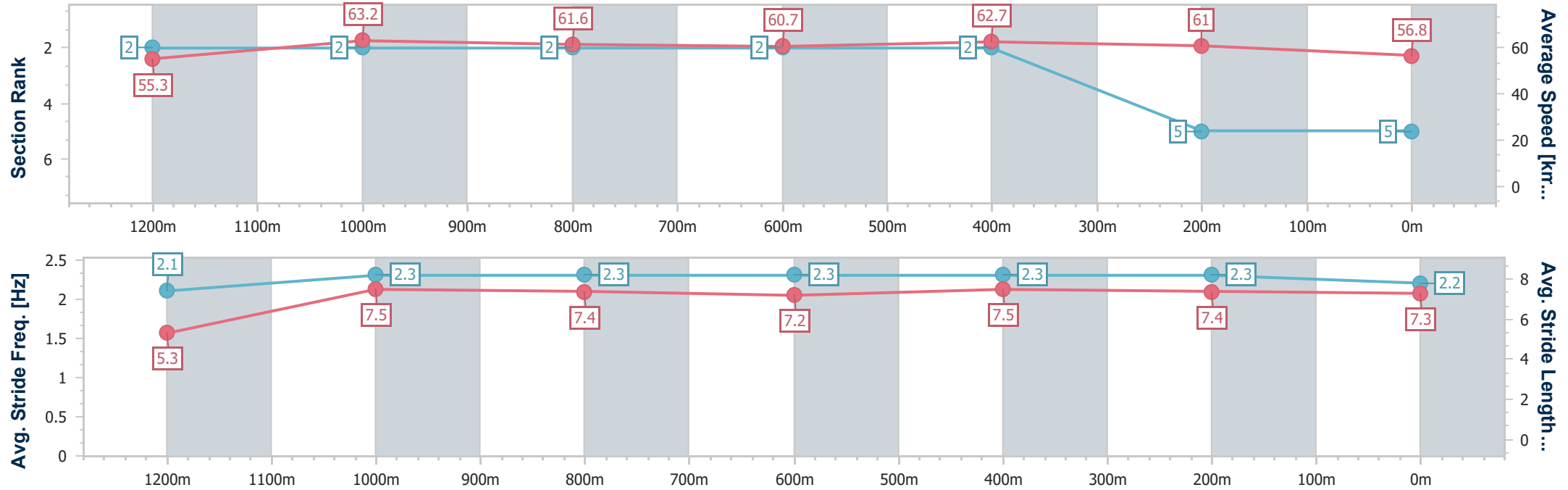
Horse/Jockey Name	Tricky Beans
Final Rank	5
Fastest Section Time (Section)	0:11.39 (1200m)
Top Speed [km/h] (Section)	64.6 (Overall)
Race State	Finished



Rockhampton QLD Professional
Race 1: TAB BENCHMARK 72 Handicap - 1400m
15 March 2025 - 11:20
Track Rating: Soft 6, Weather: Showery, Rail Position: +8m Entire



Section	Overall	1200m	1000m	800m	600m	400m	200m						
Section Times	1:24.02 [5] (0:13.02)	1:11.00 [2] (0:11.39)	0:59.61 [2] (0:11.73)	0:47.88 [2] (0:11.82)	0:36.06 [2] (0:11.50)	0:24.56 [2] (0:11.79)	0:12.77 [5] (0:12.77)						
Average Speed [km/h]	55.3	63.2	61.6	60.7	62.7	61.0	56.8						
Top Speed [km/h]	64.6	64.4	62.9	61.6	63.0	62.8	58.4						
Avg. Dist. to Rail [m]	1.5	0.4	0.6	0.4	1.8	3.6	5.7						
Avg. Stride Freq. [Hz]	2.1	2.3	2.3	2.3	2.3	2.3	2.2						
Avg. Stride Length [m]	5.3	7.5	7.4	7.2	7.5	7.4	7.3						





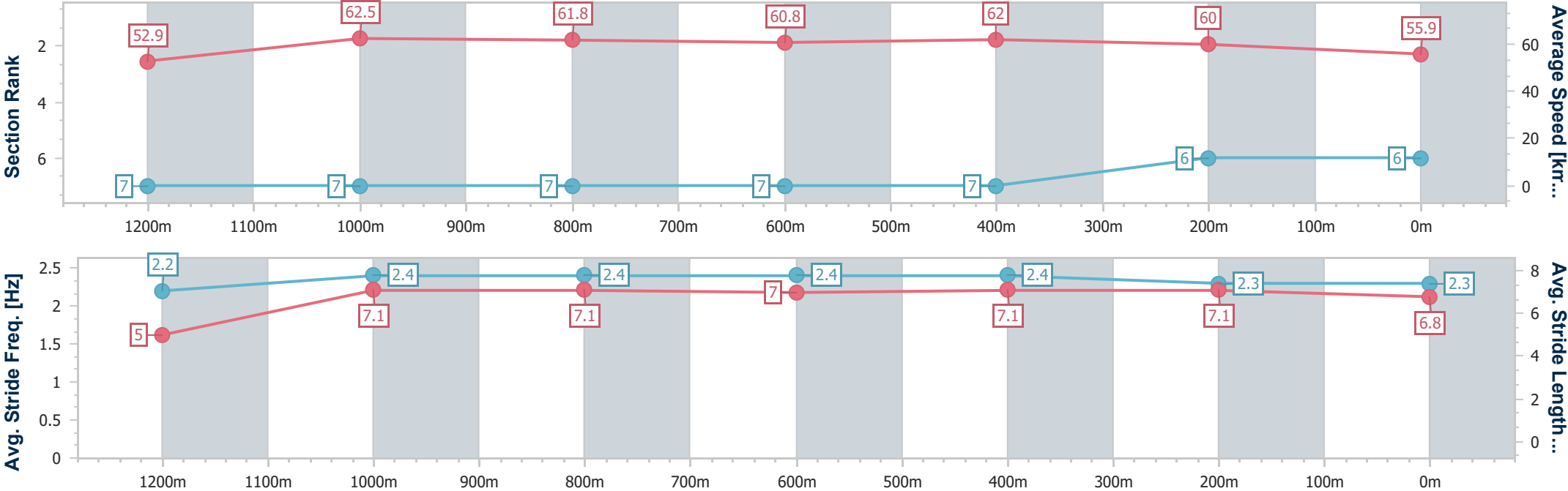
Horse/Jockey Name	Cave Diver
Final Rank	6
Fastest Section Time (Section)	0:11.51 (1200m)
Top Speed [km/h] (Section)	64.0 (Overall)
Race State	Finished



Rockhampton QLD Professional
Race 1: TAB BENCHMARK 72 Handicap - 1400m
15 March 2025 - 11:20
Track Rating: Soft 6, Weather: Showery, Rail Position: +8m Entire



Section	Overall	1200m	1000m	800m	600m	400m	200m						
Section Times	1:25.23 [6] (0:13.64)	1:11.59 [7] (0:11.51)	1:00.08 [7] (0:11.54)	0:48.54 [7] (0:11.92)	0:36.62 [7] (0:11.62)	0:25.00 [7] (0:12.00)	0:13.00 [6] (0:13.00)						
Average Speed [km/h]	52.9	62.5	61.8	60.8	62.0	60.0	55.9						
Top Speed [km/h]	64.0	64.0	62.9	62.7	63.1	61.4	57.4						
Avg. Dist. to Rail [m]	4.3	0.4	1.3	1.0	3.4	4.5	4.4						
Avg. Stride Freq. [Hz]	2.2	2.4	2.4	2.4	2.4	2.3	2.3						
Avg. Stride Length [m]	5.0	7.1	7.1	7.0	7.1	7.1	6.8						





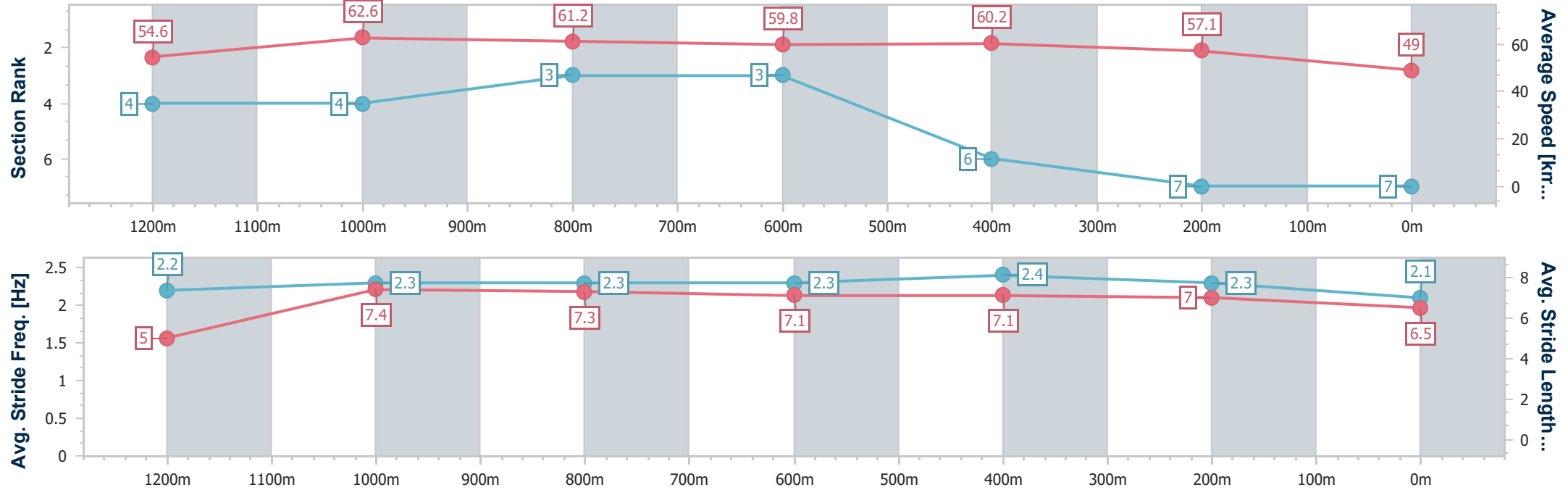
Horse/Jockey Name	Motamayiz
Final Rank	7
Fastest Section Time (Section)	0:11.48 (1200m)
Top Speed [km/h] (Section)	63.3 (1200m)
Race State	Finished



Rockhampton QLD Professional
Race 1: TAB BENCHMARK 72 Handicap - 1400m
15 March 2025 - 11:20
Track Rating: Soft 6, Weather: Showery, Rail Position: +8m Entire



Section	Overall	1200m	1000m	800m	600m	400m	200m						
Section Times	1:27.54 [7] (0:13.17)	1:14.37 [4] (0:11.48)	1:02.89 [4] (0:11.56)	0:51.33 [3] (0:11.94)	0:39.39 [3] (0:11.97)	0:27.42 [6] (0:12.62)	0:14.80 [7] (0:14.80)						
Average Speed [km/h]	54.6	62.6	61.2	59.8	60.2	57.1	49.0						
Top Speed [km/h]	63.3	63.3	62.5	60.7	60.7	59.3	54.3						
Avg. Dist. to Rail [m]	1.2	1.9	2.4	0.9	0.7	1.5	2.0						
Avg. Stride Freq. [Hz]	2.2	2.3	2.3	2.3	2.4	2.3	2.1						
Avg. Stride Length [m]	5.0	7.4	7.3	7.1	7.1	7.0	6.5						



[] Ranking at each section and finish
-.-.- No data available at this section
NA No data available



Rockhampton QLD Professional
Race 2: GREAT NORTHERN BENCHMARK 58 Handicap - 1600m
15 March 2025 - 11:50



Track Rating: Soft 6, Weather: Showery, Rail Position: +8m Entire

Section						Overall	1400m	1200m	1000m	800m	600m	400m	Last 600m	
Field Times						1:36.16 (0:12.76)	1:23.40 (0:11.10)	1:12.30 (0:11.92)	1:00.38 (0:12.20)	0:48.18 (0:12.21)	0:35.97 (0:11.54)	0:24.43 (0:12.00)	0:35.97	
Rank	TAB	Horse/Jockey	Barrier	Top Speed [km/h]	Fastest Section									Distance Travelled [m]
1	1	LADY TOWNSON	1	67.8	0:11.08	1:36.16 [1]	1:23.13 [4]	1:12.05 [3]	1:00.08 [3]	0:47.87 [3]	0:35.73 [3]	0:24.20 [3]	0:35.73	
		Nikki Olzard		1400m	1400m	(0:13.03)	(0:11.08)	(0:11.97)	(0:12.21)	(0:12.14)	(0:11.53)	(0:11.98)		
2	3	MOMENT OF TRUTH	4	64.8	0:11.31	1:36.40 [2]	1:23.29 [5]	1:11.98 [5]	0:59.92 [5]	0:47.72 [5]	0:35.63 [6]	0:24.11 [6]	0:35.63	-3
		Liv O'Donnell		1400m	1400m	(0:13.11)	(0:11.31)	(0:12.06)	(0:12.20)	(0:12.09)	(0:11.52)	(0:11.67)		
3	2	BOYFRIEND MATERIAL	6	68.0	0:11.10	1:36.41 [3]	1:23.49 [2]	1:12.39 [2]	1:00.41 [2]	0:48.24 [2]	0:36.06 [2]	0:24.58 [2]	0:36.06	-1
		McKenzie Apel		Overall	1400m	(0:12.92)	(0:11.10)	(0:11.98)	(0:12.17)	(0:12.18)	(0:11.48)	(0:11.90)		
4	4	PHANTOM FLIGHT	2	65.7	0:11.16	1:36.46 [4]	1:23.09 [6]	1:11.93 [6]	0:59.92 [6]	0:47.74 [6]	0:35.73 [5]	0:24.27 [5]	0:35.73	-2
		Gabrielle Semmens		1400m	1400m	(0:13.37)	(0:11.16)	(0:12.01)	(0:12.18)	(0:12.01)	(0:11.46)	(0:11.71)		
5	5	AIN'T NOBODY	3	64.6	0:11.22	1:37.08 [5]	1:24.08 [3]	1:12.86 [4]	1:00.87 [4]	0:48.75 [4]	0:36.59 [4]	0:24.96 [4]	0:36.59	+0
		Tasha Chambers		1400m	1400m	(0:13.00)	(0:11.22)	(0:11.99)	(0:12.12)	(0:12.16)	(0:11.63)	(0:11.90)		
6	7	D'ESPRIT	5	65.9	0:11.10	1:37.35 [6]	1:24.59 [1]	1:13.49 [1]	1:01.57 [1]	0:49.37 [1]	0:37.16 [1]	0:25.62 [1]	0:37.16	-1
		Chris McIver		1400m	1400m	(0:12.76)	(0:11.10)	(0:11.92)	(0:12.20)	(0:12.21)	(0:11.54)	(0:12.09)		

Scratched: Sideshow Frankie (#6), Run Away Renee (#8)



Rockhampton QLD Professional

Race 2: GREAT NORTHERN BENCHMARK 58 Handicap - 1600m

15 March 2025 - 11:50



Track Rating: Soft 6, Weather: Showery, Rail Position: +8m Entire

Section						200m	Last 600m		
Field Times						0:12.43 (0:12.43)	0:35.97		
Rank	TAB	Horse/Jockey	Barrier	Top Speed [km/h]	Fastest Section	Margin		Distance Travelled [m]	
1	1	LADY TOWNSON	1	67.8	0:11.08	0:12.22 [4]	1:36.16	0:35.73	
		Nikki Olzard		1400m	1400m	(0:12.22)			
2	3	MOMENT OF TRUTH	4	64.8	0:11.31	0:12.44 [5]	1.37L	0:35.63	-3
		Liv O'Donnell		1400m	1400m	(0:12.44)			
3	2	BOYFRIEND MATERIAL	6	68.0	0:11.10	0:12.68 [1]	1.42L	0:36.06	-1
		McKenzie Apel		Overall	1400m	(0:12.68)			
4	4	PHANTOM FLIGHT	2	65.7	0:11.16	0:12.56 [3]	1.73L	0:35.73	-2
		Gabrielle Semmens		1400m	1400m	(0:12.56)			
5	5	AIN'T NOBODY	3	64.6	0:11.22	0:13.06 [6]	5.39L	0:36.59	+0
		Tasha Chambers		1400m	1400m	(0:13.06)			
6	7	D'ESPRIT	5	65.9	0:11.10	0:13.53 [2]	6.97L	0:37.16	-1
		Chris McIver		1400m	1400m	(0:13.53)			

Scratched: Sideshow Frankie (#6), Run Away Renee (#8)



Horse/Jockey Name	Lady Townson
Final Rank	1
Fastest Section Time (Section)	0:11.08 (1400m)
Top Speed [km/h] (Section)	67.8 (1400m)
Race State	Finished

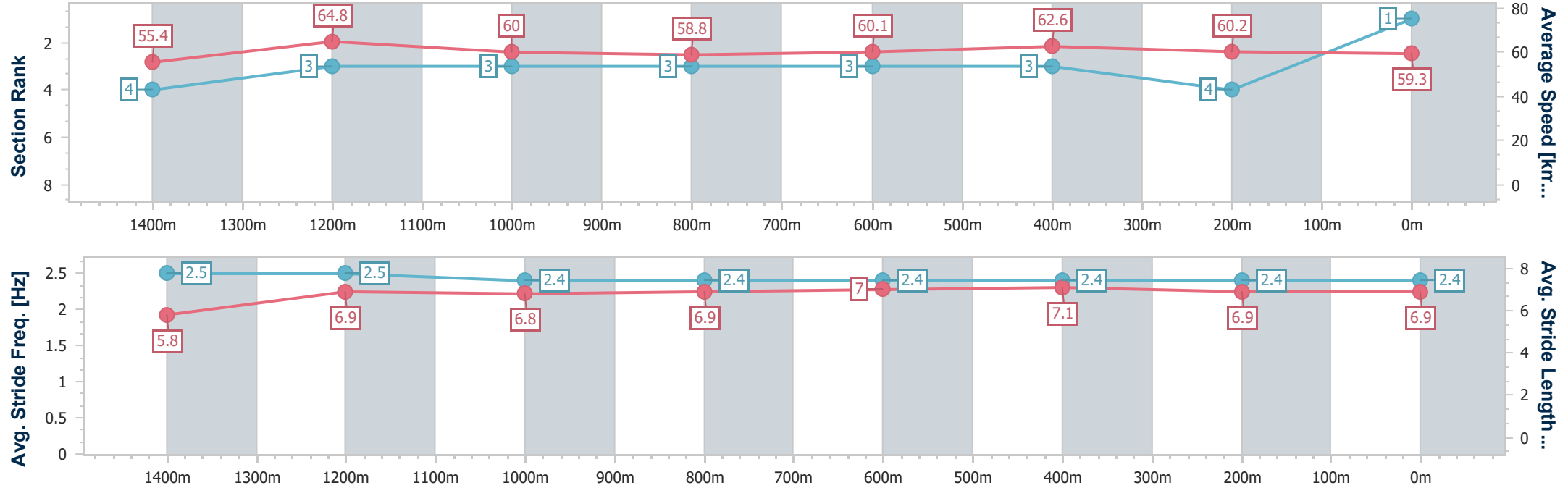


Rockhampton QLD Professional
Race 2: GREAT NORTHERN BENCHMARK 58 Handicap -
1600m
15 March 2025 - 11:50



Track Rating: Soft 6, Weather: Showery, Rail Position: +8m Entire

Section	Overall	1400m	1200m	1000m	800m	600m	400m	200m					
Section Times	1:36.16 [1] (0:13.03)	1:23.13 [4] (0:11.08)	1:12.05 [3] (0:11.97)	1:00.08 [3] (0:12.21)	0:47.87 [3] (0:12.14)	0:35.73 [3] (0:11.53)	0:24.20 [3] (0:11.98)	0:12.22 [4] (0:12.22)					
Average Speed [km/h]	55.4	64.8	60.0	58.8	60.1	62.6	60.2	59.3					
Top Speed [km/h]	67.6	67.8	63.2	60.9	61.1	64.2	64.0	61.0					
Avg. Dist. to Rail [m]	1.5	1.4	1.3	1.0	1.9	3.1	5.1	7.1					
Avg. Stride Freq. [Hz]	2.5	2.5	2.4	2.4	2.4	2.4	2.4	2.4					
Avg. Stride Length [m]	5.8	6.9	6.8	6.9	7.0	7.1	6.9	6.9					





Horse/Jockey Name	Moment Of Truth
Final Rank	2
Fastest Section Time (Section)	0:11.31 (1400m)
Top Speed [km/h] (Section)	64.8 (1400m)
Race State	Finished



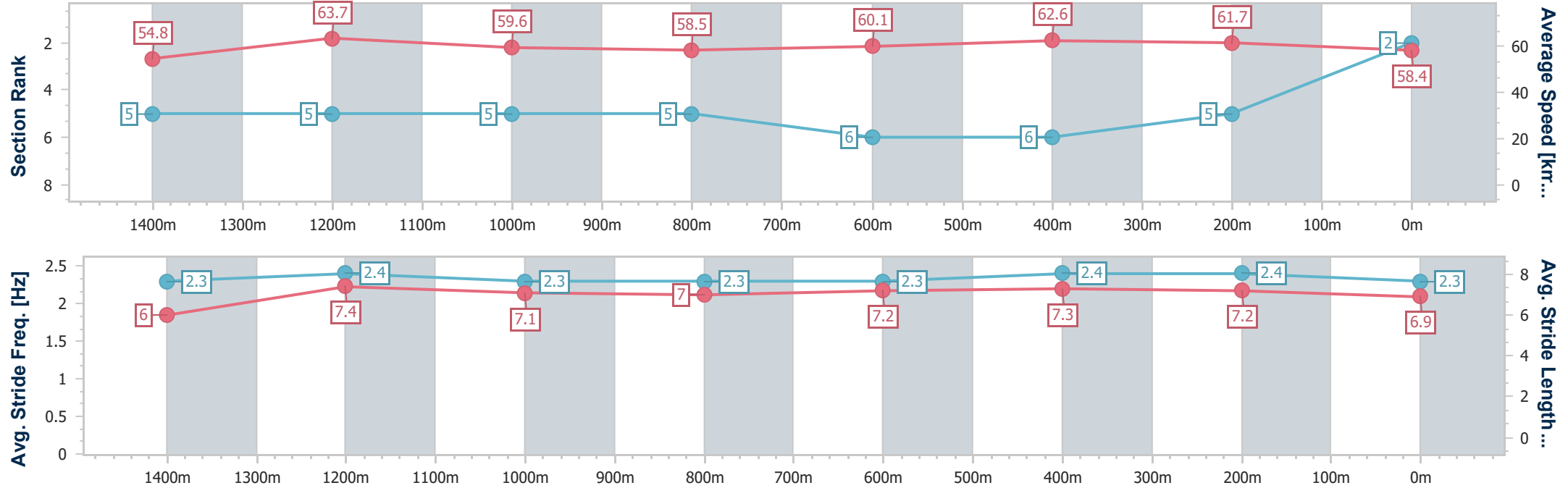
Rockhampton QLD Professional
Race 2: GREAT NORTHERN BENCHMARK 58 Handicap -
1600m

15 March 2025 - 11:50

Track Rating: Soft 6, Weather: Showery, Rail Position: +8m Entire



Section	Overall	1400m	1200m	1000m	800m	600m	400m	200m					
Section Times	1:36.40 [2] (0:13.11)	1:23.29 [5] (0:11.31)	1:11.98 [5] (0:12.06)	0:59.92 [5] (0:12.20)	0:47.72 [5] (0:12.09)	0:35.63 [6] (0:11.52)	0:24.11 [6] (0:11.67)	0:12.44 [5] (0:12.44)					
Average Speed [km/h]	54.8	63.7	59.6	58.5	60.1	62.6	61.7	58.4					
Top Speed [km/h]	64.7	64.8	63.4	60.1	62.5	64.1	64.2	59.9					
Avg. Dist. to Rail [m]	1.4	1.5	2.1	1.7	1.1	3.9	6.7	8.6					
Avg. Stride Freq. [Hz]	2.3	2.4	2.3	2.3	2.3	2.4	2.4	2.3					
Avg. Stride Length [m]	6.0	7.4	7.1	7.0	7.2	7.3	7.2	6.9					





Horse/Jockey Name	Boyfriend Material
Final Rank	3
Fastest Section Time (Section)	0:11.10 (1400m)
Top Speed [km/h] (Section)	68.0 (Overall)
Race State	Finished



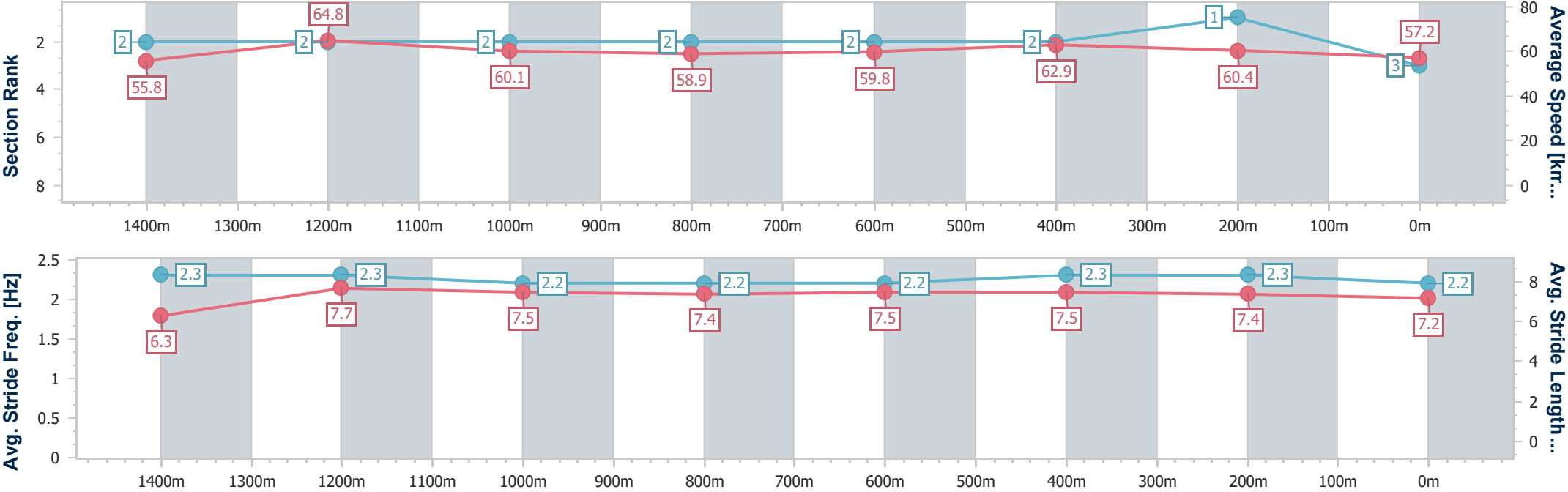
Rockhampton QLD Professional
Race 2: GREAT NORTHERN BENCHMARK 58 Handicap -
1600m

15 March 2025 - 11:50

Track Rating: Soft 6, Weather: Showery, Rail Position: +8m Entire



Section	Overall	1400m	1200m	1000m	800m	600m	400m	200m					
Section Times	1:36.41 [3] (0:12.92)	1:23.49 [2] (0:11.10)	1:12.39 [2] (0:11.98)	1:00.41 [2] (0:12.17)	0:48.24 [2] (0:12.18)	0:36.06 [2] (0:11.48)	0:24.58 [2] (0:11.90)	0:12.68 [1] (0:12.68)					
Average Speed [km/h]	55.8	64.8	60.1	58.9	59.8	62.9	60.4	57.2					
Top Speed [km/h]	68.0	66.0	63.0	60.0	60.7	64.2	63.2	59.0					
Avg. Dist. to Rail [m]	3.7	0.5	0.7	0.7	1.6	3.5	4.1	4.6					
Avg. Stride Freq. [Hz]	2.3	2.3	2.2	2.2	2.2	2.3	2.3	2.2					
Avg. Stride Length [m]	6.3	7.7	7.5	7.4	7.5	7.5	7.4	7.2					





Horse/Jockey Name	Phantom Flight
Final Rank	4
Fastest Section Time (Section)	0:11.16 (1400m)
Top Speed [km/h] (Section)	65.7 (1400m)
Race State	Finished



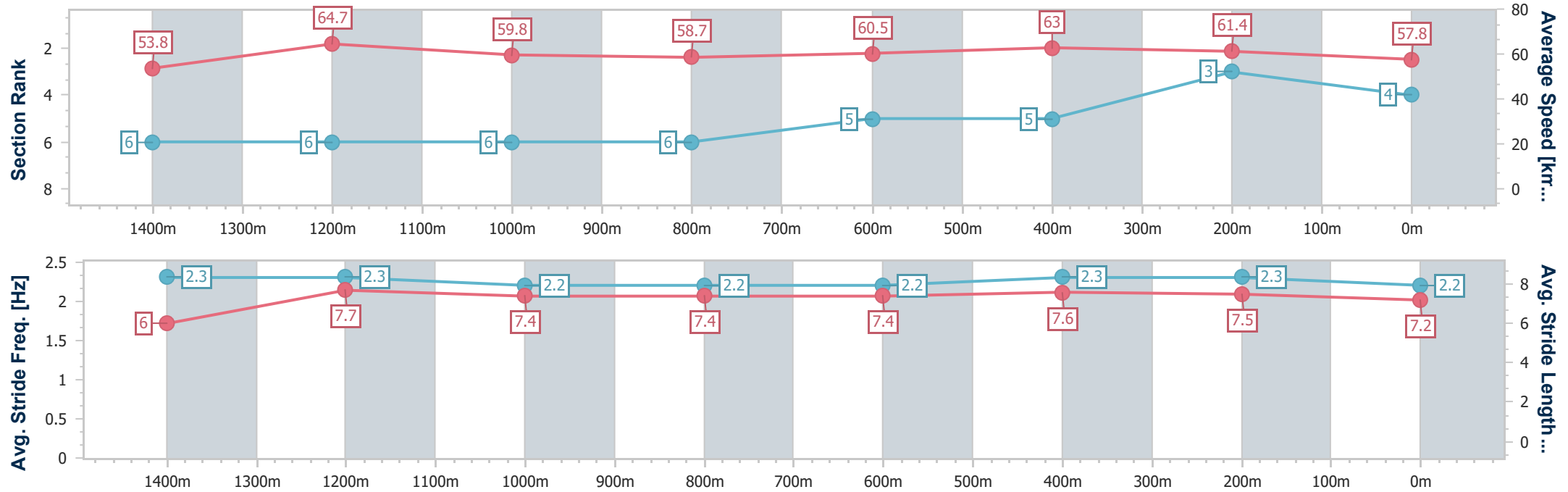
Rockhampton QLD Professional
Race 2: GREAT NORTHERN BENCHMARK 58 Handicap -
1600m

15 March 2025 - 11:50

Track Rating: Soft 6, Weather: Showery, Rail Position: +8m Entire



Section	Overall	1400m	1200m	1000m	800m	600m	400m	200m					
Section Times	1:36.46 [4] (0:13.37)	1:23.09 [6] (0:11.16)	1:11.93 [6] (0:12.01)	0:59.92 [6] (0:12.18)	0:47.74 [6] (0:12.01)	0:35.73 [5] (0:11.46)	0:24.27 [5] (0:11.71)	0:12.56 [3] (0:12.56)					
Average Speed [km/h]	53.8	64.7	59.8	58.7	60.5	63.0	61.4	57.8					
Top Speed [km/h]	64.4	65.7	64.0	60.1	62.2	63.9	63.8	60.0					
Avg. Dist. to Rail [m]	1.3	0.9	1.1	1.1	1.2	3.2	5.4	7.6					
Avg. Stride Freq. [Hz]	2.3	2.3	2.2	2.2	2.2	2.3	2.3	2.2					
Avg. Stride Length [m]	6.0	7.7	7.4	7.4	7.4	7.6	7.5	7.2					





Horse/Jockey Name	Ain't Nobody
Final Rank	5
Fastest Section Time (Section)	0:11.22 (1400m)
Top Speed [km/h] (Section)	64.6 (1400m)
Race State	Finished



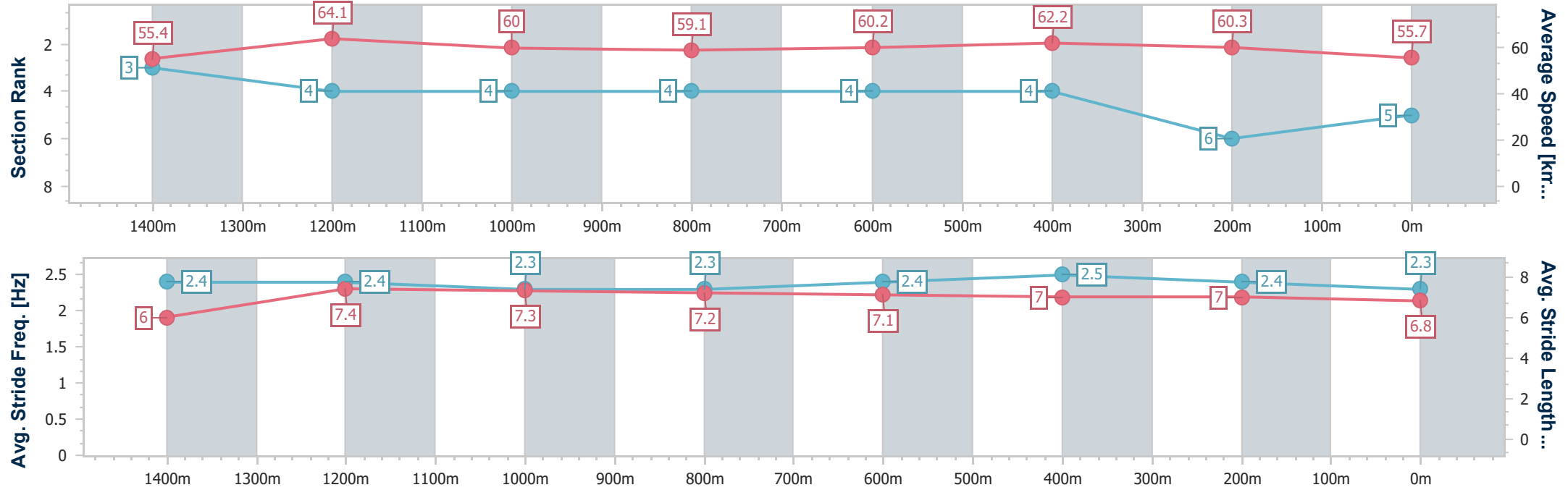
Rockhampton QLD Professional
Race 2: GREAT NORTHERN BENCHMARK 58 Handicap -
1600m

15 March 2025 - 11:50

Track Rating: Soft 6, Weather: Showery, Rail Position: +8m Entire



Section	Overall	1400m	1200m	1000m	800m	600m	400m	200m					
Section Times	1:37.08 [5] (0:13.00)	1:24.08 [3] (0:11.22)	1:12.86 [4] (0:11.99)	1:00.87 [4] (0:12.12)	0:48.75 [4] (0:12.16)	0:36.59 [4] (0:11.63)	0:24.96 [4] (0:11.90)	0:13.06 [6] (0:13.06)					
Average Speed [km/h]	55.4	64.1	60.0	59.1	60.2	62.2	60.3	55.7					
Top Speed [km/h]	64.5	64.6	63.0	60.2	62.2	64.1	64.3	57.2					
Avg. Dist. to Rail [m]	1.5	1.3	1.5	1.1	2.2	3.2	5.1	7.5					
Avg. Stride Freq. [Hz]	2.4	2.4	2.3	2.3	2.4	2.5	2.4	2.3					
Avg. Stride Length [m]	6.0	7.4	7.3	7.2	7.1	7.0	7.0	6.8					





Horse/Jockey Name	D'esprit
Final Rank	6
Fastest Section Time (Section)	0:11.10 (1400m)
Top Speed [km/h] (Section)	65.9 (1400m)
Race State	Finished



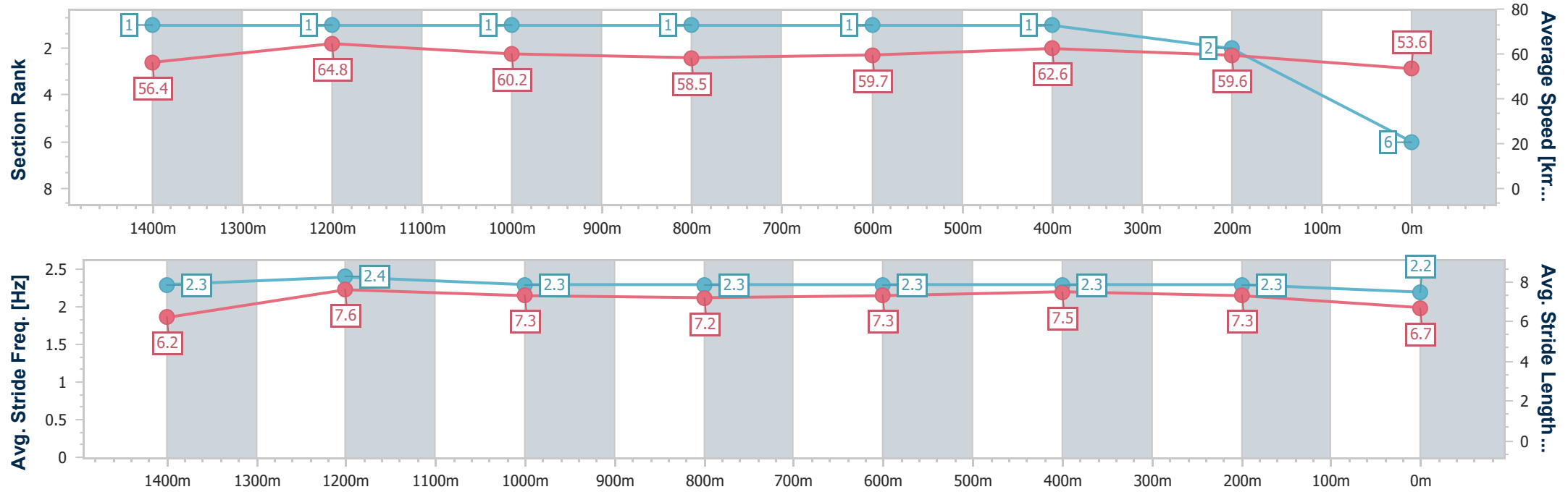
Rockhampton QLD Professional
Race 2: GREAT NORTHERN BENCHMARK 58 Handicap -
1600m

15 March 2025 - 11:50

Track Rating: Soft 6, Weather: Showery, Rail Position: +8m Entire



Section	Overall	1400m	1200m	1000m	800m	600m	400m	200m					
Section Times	1:37.35 [6] (0:12.76)	1:24.59 [1] (0:11.10)	1:13.49 [1] (0:11.92)	1:01.57 [1] (0:12.20)	0:49.37 [1] (0:12.21)	0:37.16 [1] (0:11.54)	0:25.62 [1] (0:12.09)	0:13.53 [2] (0:13.53)					
Average Speed [km/h]	56.4	64.8	60.2	58.5	59.7	62.6	59.6	53.6					
Top Speed [km/h]	65.7	65.9	62.9	59.5	60.9	63.4	62.2	57.1					
Avg. Dist. to Rail [m]	2.3	1.7	2.0	1.7	1.8	2.7	3.1	3.1					
Avg. Stride Freq. [Hz]	2.3	2.4	2.3	2.3	2.3	2.3	2.3	2.2					
Avg. Stride Length [m]	6.2	7.6	7.3	7.2	7.3	7.5	7.3	6.7					





Rockhampton QLD Professional
Race 3: MASOT OPEN Handicap - 1050m
15 March 2025 - 12:29



Track Rating: Soft 6, Weather: Showers, Rail Position: +8m Entire

Section						Overall	1000m	800m	600m	400m	200m	Last 600m		
Field Times						0:59.47 (0:04.44)	0:55.03 (0:10.64)	0:44.39 (0:10.65)	0:33.74 (0:10.75)	0:22.99 (0:11.11)	0:11.88 (0:11.88)	0:33.74		
Rank	TAB	Horse/Jockey	Barrier	Top Speed [km/h]	Fastest Section							Margin	Distance Travelled [m]	
1	2	HELL	1	70.3	0:04.72	0:59.47 [1]	0:54.75 [3]	0:43.99 [3]	0:33.34 [3]	0:22.83 [3]	0:11.88 [1]	0:59.47	0:33.34	
		Liv O'Donnell		600m	Overall	(0:04.72)	(0:10.76)	(0:10.65)	(0:10.51)	(0:10.95)	(0:11.88)			
2	7	DOUBTING EYE	4	70.3	0:04.76	0:59.48 [2]	0:54.72 [4]	0:43.71 [4]	0:33.18 [5]	0:22.66 [4]	0:11.72 [3]	0.04L	0:33.18	-1
		Warwick Satherley		800m	Overall	(0:04.76)	(0:11.01)	(0:10.53)	(0:10.52)	(0:10.94)	(0:11.72)			
3	8	JUST SUPER	5	69.1	0:04.81	0:59.88 [3]	0:55.07 [5]	0:44.09 [5]	0:33.64 [4]	0:22.91 [5]	0:11.84 [4]	2.42L	0:33.64	-3
		McKenzie Apel		800m	Overall	(0:04.81)	(0:10.98)	(0:10.45)	(0:10.73)	(0:11.07)	(0:11.84)			
4	5	DRAGON'S SNIP	6	69.1	0:04.68	1:00.11 [4]	0:55.43 [2]	0:44.69 [2]	0:34.16 [2]	0:23.49 [2]	0:12.37 [2]	3.79L	0:34.16	+0
		Nikki Olzard		800m	Overall	(0:04.68)	(0:10.74)	(0:10.53)	(0:10.67)	(0:11.12)	(0:12.37)			
5	3	MOCAMBO	2	68.5	0:05.18	1:00.52 [5]	0:55.34 [7]	0:44.32 [7]	0:33.76 [7]	0:23.12 [7]	0:12.01 [6]	6.2L	0:33.76	+0
		Chris McIver		800m	Overall	(0:05.18)	(0:11.02)	(0:10.56)	(0:10.64)	(0:11.11)	(0:12.01)			
6	6	SVINDAL	3	69.4	0:04.99	1:01.08 [6]	0:56.09 [6]	0:44.98 [6]	0:34.46 [6]	0:23.81 [6]	0:12.54 [7]	9.5L	0:34.46	+4
		Gabrielle Semmens		800m	Overall	(0:04.99)	(0:11.11)	(0:10.52)	(0:10.65)	(0:11.27)	(0:12.54)			
7	4	SUNNYCOAST	7	70.0	0:04.44	1:02.07 [7]	0:57.63 [1]	0:46.99 [1]	0:36.34 [1]	0:25.59 [1]	0:13.89 [5]	15.3L	0:36.34	+7
		Raul Silvera Olivera		1000m	Overall	(0:04.44)	(0:10.64)	(0:10.65)	(0:10.75)	(0:11.70)	(0:13.89)			

Scratched: Letmeletgo (#1)



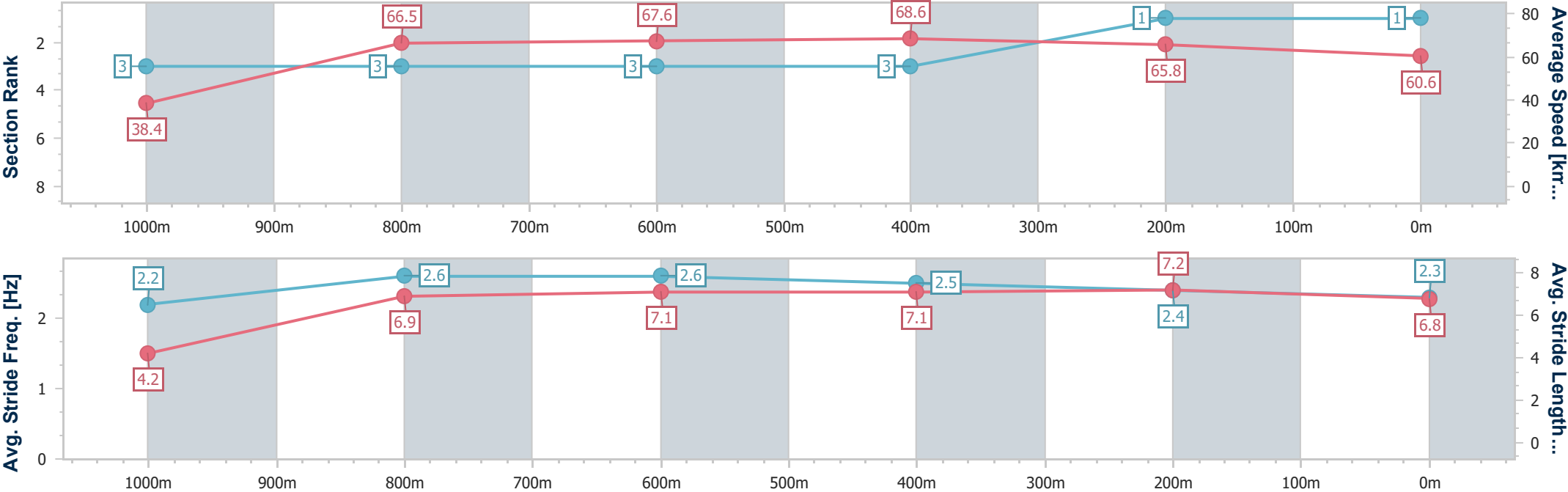
Horse/Jockey Name	Hell
Final Rank	1
Fastest Section Time (Section)	0:04.72 (Overall)
Top Speed [km/h] (Section)	70.3 (600m)
Race State	Finished



Rockhampton QLD Professional
Race 3: MASOT OPEN Handicap - 1050m
15 March 2025 - 12:29
Track Rating: Soft 6, Weather: Showers, Rail Position: +8m Entire



Section	Overall	1000m	800m	600m	400m	200m							
Section Times	0:59.47 [1] (0:04.72)	0:54.75 [3] (0:10.76)	0:43.99 [3] (0:10.65)	0:33.34 [3] (0:10.51)	0:22.83 [3] (0:10.95)	0:11.88 [1] (0:11.88)							
Average Speed [km/h]	38.4	66.5	67.6	68.6	65.8	60.6							
Top Speed [km/h]	57.9	69.1	68.2	70.3	67.8	63.3							
Avg. Dist. to Rail [m]	2.8	1.0	0.3	0.3	0.9	1.8							
Avg. Stride Freq. [Hz]	2.2	2.6	2.6	2.5	2.4	2.3							
Avg. Stride Length [m]	4.2	6.9	7.1	7.1	7.2	6.8							





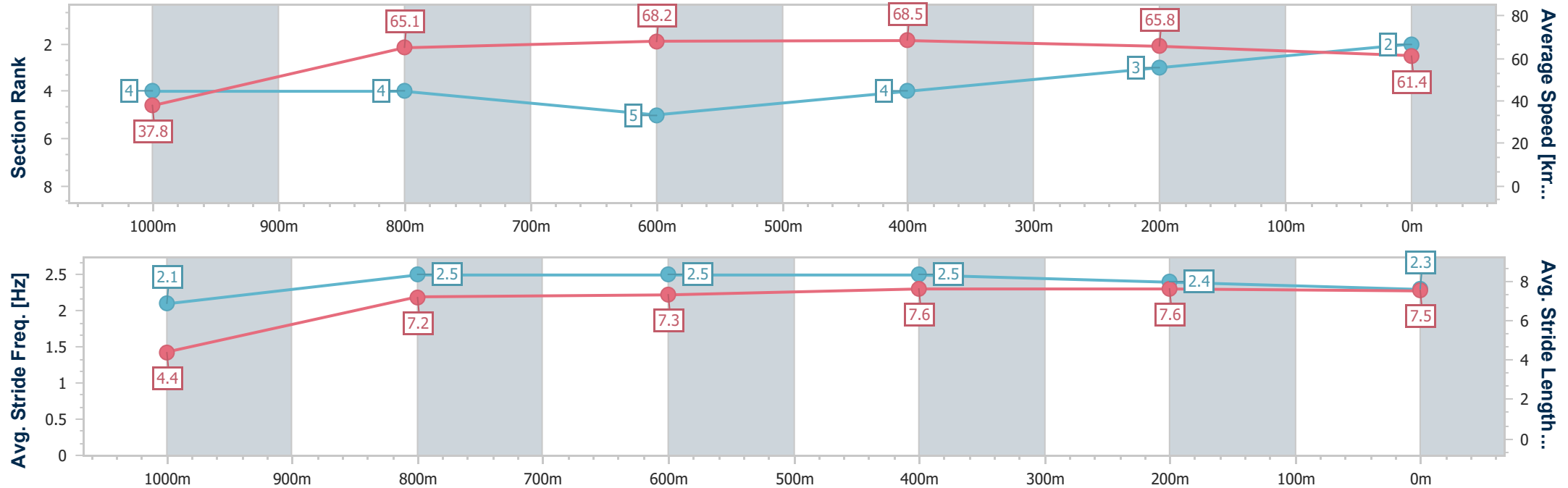
Horse/Jockey Name	Doubting Eye
Final Rank	2
Fastest Section Time (Section)	0:04.76 (Overall)
Top Speed [km/h] (Section)	70.3 (800m)
Race State	Finished



Rockhampton QLD Professional
Race 3: MASOT OPEN Handicap - 1050m
15 March 2025 - 12:29
Track Rating: Soft 6, Weather: Showers, Rail Position: +8m Entire



Section	Overall	1000m	800m	600m	400m	200m							
Section Times	0:59.48 [2] (0:04.76)	0:54.72 [4] (0:11.01)	0:43.71 [4] (0:10.53)	0:33.18 [5] (0:10.52)	0:22.66 [4] (0:10.94)	0:11.72 [3] (0:11.72)							
Average Speed [km/h]	37.8	65.1	68.2	68.5	65.8	61.4							
Top Speed [km/h]	54.1	69.3	70.3	69.8	67.8	64.4							
Avg. Dist. to Rail [m]	4.7	1.2	0.5	2.0	2.6	3.2							
Avg. Stride Freq. [Hz]	2.1	2.5	2.5	2.5	2.4	2.3							
Avg. Stride Length [m]	4.4	7.2	7.3	7.6	7.6	7.5							





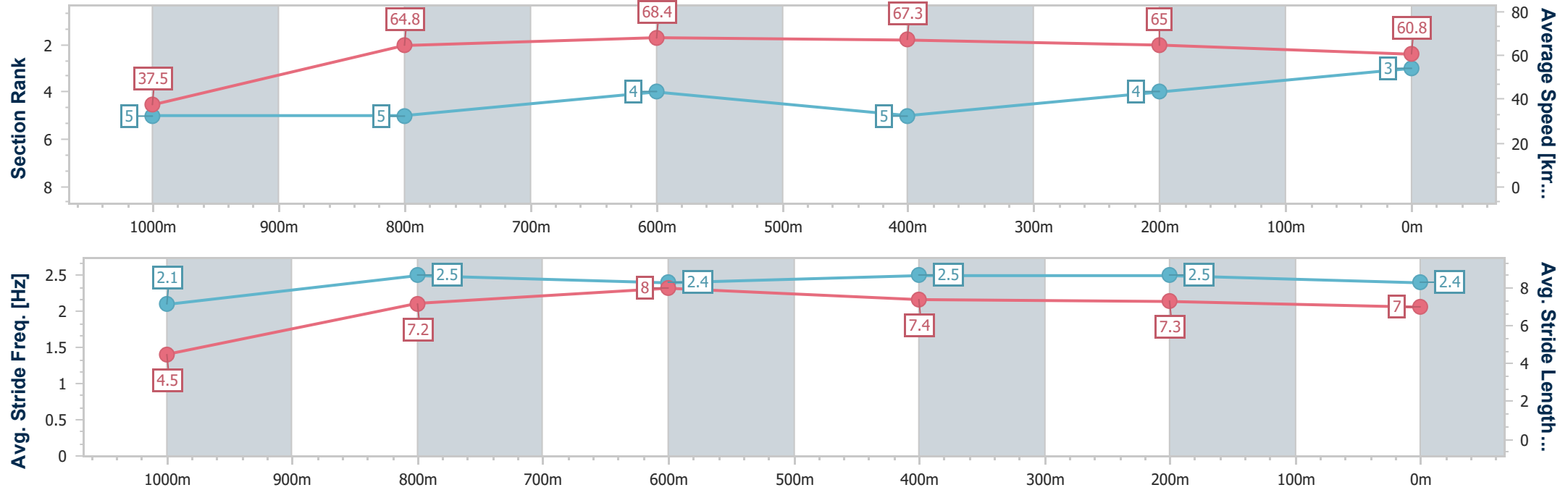
Horse/Jockey Name	Just Super
Final Rank	3
Fastest Section Time (Section)	0:04.81 (Overall)
Top Speed [km/h] (Section)	69.1 (800m)
Race State	Finished



Rockhampton QLD Professional
Race 3: MASOT OPEN Handicap - 1050m
15 March 2025 - 12:29
Track Rating: Soft 6, Weather: Showers, Rail Position: +8m Entire



Section	Overall	1000m	800m	600m	400m	200m								
Section Times	0:59.88 [3] (0:04.81)	0:55.07 [5] (0:10.98)	0:44.09 [5] (0:10.45)	0:33.64 [4] (0:10.73)	0:22.91 [5] (0:11.07)	0:11.84 [4] (0:11.84)								
Average Speed [km/h]	37.5	64.8	68.4	67.3	65.0	60.8								
Top Speed [km/h]	54.5	69.0	69.1	68.1	67.4	64.5								
Avg. Dist. to Rail [m]	4.7	1.7	1.7	3.0	2.9	2.5								
Avg. Stride Freq. [Hz]	2.1	2.5	2.4	2.5	2.5	2.4								
Avg. Stride Length [m]	4.5	7.2	8.0	7.4	7.3	7.0								





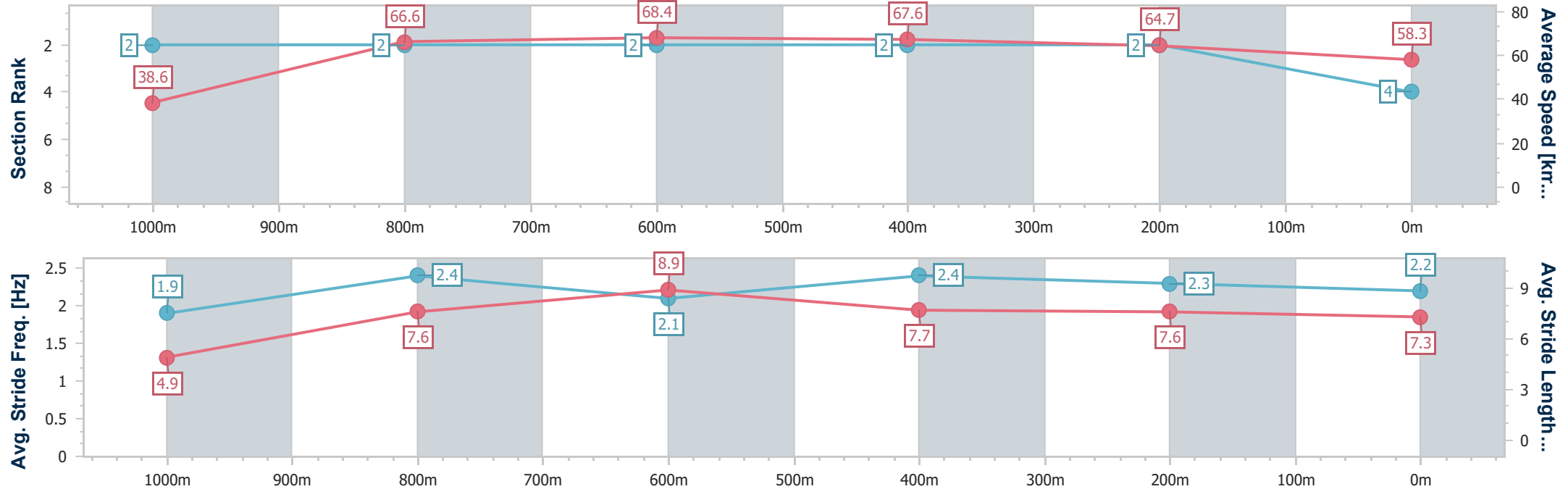
Horse/Jockey Name	Dragon's Snip
Final Rank	4
Fastest Section Time (Section)	0:04.68 (Overall)
Top Speed [km/h] (Section)	69.1 (800m)
Race State	Finished



Rockhampton QLD Professional
Race 3: MASOT OPEN Handicap - 1050m
15 March 2025 - 12:29
Track Rating: Soft 6, Weather: Showers, Rail Position: +8m Entire



Section	Overall	1000m	800m	600m	400m	200m								
Section Times	1:00.11 [4] (0:04.68)	0:55.43 [2] (0:10.74)	0:44.69 [2] (0:10.53)	0:34.16 [2] (0:10.67)	0:23.49 [2] (0:11.12)	0:12.37 [2] (0:12.37)								
Average Speed [km/h]	38.6	66.6	68.4	67.6	64.7	58.3								
Top Speed [km/h]	57.9	68.7	69.1	68.3	66.9	61.8								
Avg. Dist. to Rail [m]	6.0	1.4	1.3	2.6	3.8	4.5								
Avg. Stride Freq. [Hz]	1.9	2.4	2.1	2.4	2.3	2.2								
Avg. Stride Length [m]	4.9	7.6	8.9	7.7	7.6	7.3								





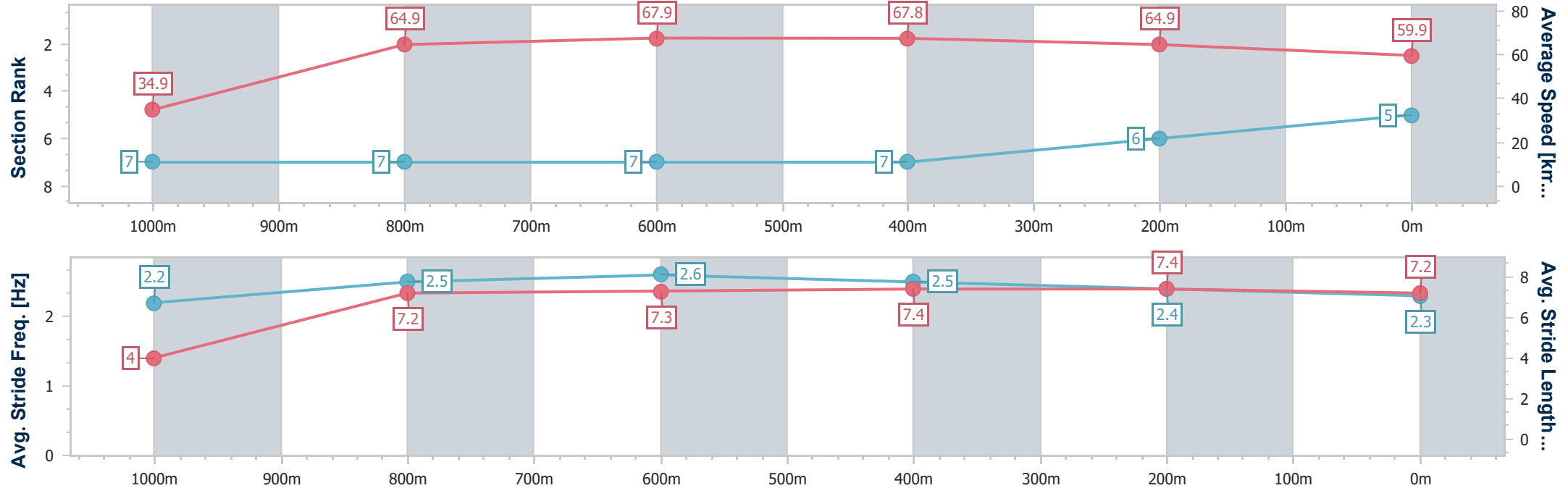
Horse/Jockey Name	Mocambo
Final Rank	5
Fastest Section Time (Section)	0:05.18 (Overall)
Top Speed [km/h] (Section)	68.5 (800m)
Race State	Finished



Rockhampton QLD Professional
Race 3: MASOT OPEN Handicap - 1050m
15 March 2025 - 12:29
Track Rating: Soft 6, Weather: Showers, Rail Position: +8m Entire



Section	Overall	1000m	800m	600m	400m	200m							
Section Times	1:00.52 [5] (0:05.18)	0:55.34 [7] (0:11.02)	0:44.32 [7] (0:10.56)	0:33.76 [7] (0:10.64)	0:23.12 [7] (0:11.11)	0:12.01 [6] (0:12.01)							
Average Speed [km/h]	34.9	64.9	67.9	67.8	64.9	59.9							
Top Speed [km/h]	54.3	67.7	68.5	68.4	66.7	63.2							
Avg. Dist. to Rail [m]	2.4	1.0	0.5	2.9	4.1	3.2							
Avg. Stride Freq. [Hz]	2.2	2.5	2.6	2.5	2.4	2.3							
Avg. Stride Length [m]	4.0	7.2	7.3	7.4	7.4	7.2							





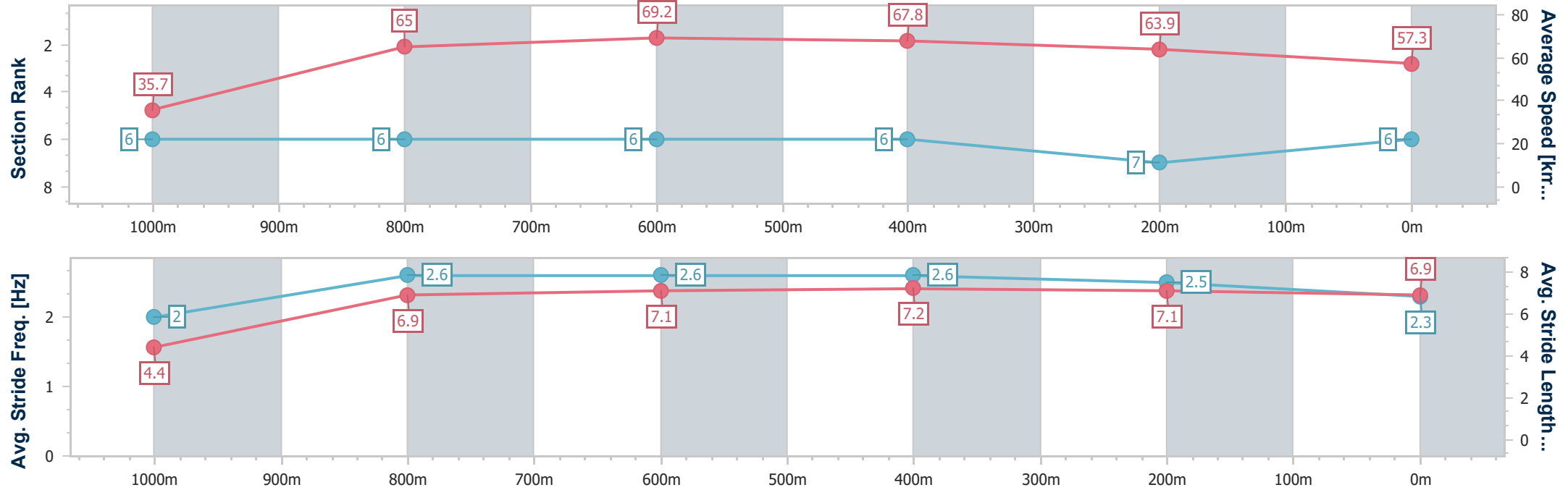
Horse/Jockey Name	Svindal
Final Rank	6
Fastest Section Time (Section)	0:04.99 (Overall)
Top Speed [km/h] (Section)	69.4 (800m)
Race State	Finished



Rockhampton QLD Professional
Race 3: MASOT OPEN Handicap - 1050m
15 March 2025 - 12:29
Track Rating: Soft 6, Weather: Showers, Rail Position: +8m Entire



Section	Overall	1000m	800m	600m	400m	200m							
Section Times	1:01.08 [6] (0:04.99)	0:56.09 [6] (0:11.11)	0:44.98 [6] (0:10.52)	0:34.46 [6] (0:10.65)	0:23.81 [6] (0:11.27)	0:12.54 [7] (0:12.54)							
Average Speed [km/h]	35.7	65.0	69.2	67.8	63.9	57.3							
Top Speed [km/h]	54.2	69.2	69.4	68.3	67.1	61.3							
Avg. Dist. to Rail [m]	4.0	0.6	1.3	4.8	6.0	6.4							
Avg. Stride Freq. [Hz]	2.0	2.6	2.6	2.6	2.5	2.3							
Avg. Stride Length [m]	4.4	6.9	7.1	7.2	7.1	6.9							





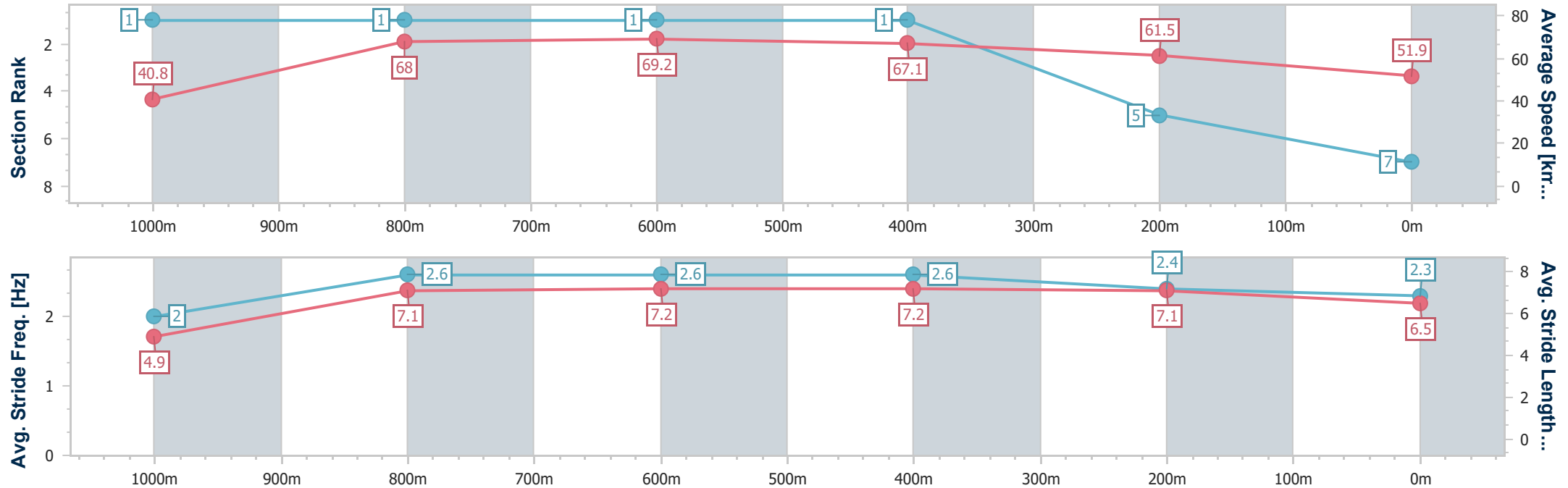
Horse/Jockey Name	Sunnycoast
Final Rank	7
Fastest Section Time (Section)	0:04.44 (Overall)
Top Speed [km/h] (Section)	70.0 (1000m)
Race State	Finished



Rockhampton QLD Professional
Race 3: MASOT OPEN Handicap - 1050m
15 March 2025 - 12:29
Track Rating: Soft 6, Weather: Showers, Rail Position: +8m Entire



Section	Overall	1000m	800m	600m	400m	200m							
Section Times	1:02.07 [7] (0:04.44)	0:57.63 [1] (0:10.64)	0:46.99 [1] (0:10.65)	0:36.34 [1] (0:10.75)	0:25.59 [1] (0:11.70)	0:13.89 [5] (0:13.89)							
Average Speed [km/h]	40.8	68.0	69.2	67.1	61.5	51.9							
Top Speed [km/h]	57.3	70.0	69.5	68.5	65.6	57.3							
Avg. Dist. to Rail [m]	6.6	1.1	3.0	4.6	5.2	4.6							
Avg. Stride Freq. [Hz]	2.0	2.6	2.6	2.6	2.4	2.3							
Avg. Stride Length [m]	4.9	7.1	7.2	7.2	7.1	6.5							





Rockhampton QLD Professional

Race 4: C & R Communications BENCHMARK 60 Handicap - 1050m

15 March 2025 - 13:04



Track Rating: Soft 6, Weather: Showers, Rail Position: +8m Entire

Section					Overall	1000m	800m	600m	400m	200m	Last 600m			
Field Times					1:00.05 (0:04.24)	0:55.81 (0:11.03)	0:44.78 (0:10.90)	0:33.88 (0:10.73)	0:23.15 (0:10.99)	0:12.16 (0:12.16)	0:33.88			
Rank	TAB	Horse/Jockey	Barrier	Top Speed [km/h]	Fastest Section							Margin	Distance Travelled [m]	
1	5	DAIMYO	2	69.0	0:04.53	1:00.05 [1]	0:55.52 [6]	0:44.46 [5]	0:33.62 [4]	0:22.95 [3]	0:11.98 [2]	1:00.05	0:33.62	
		Liv O'Donnell		600m	Overall	(0:04.53)	(0:11.06)	(0:10.84)	(0:10.67)	(0:10.97)	(0:11.98)			
2	2	ALLOUTATIME	6	68.6	0:04.24	1:00.27 [2]	0:56.03 [1]	0:45.00 [2]	0:34.02 [2]	0:23.35 [2]	0:12.38 [1]	1.28L	0:34.02	+6
		Nikki Olzard		1000m	Overall	(0:04.24)	(0:11.03)	(0:10.98)	(0:10.67)	(0:10.97)	(0:12.38)			
3	8	QUARTERSHARE	5	68.2	0:04.24	1:00.48 [3]	0:56.24 [2]	0:45.21 [1]	0:34.31 [1]	0:23.58 [1]	0:12.40 [3]	2.54L	0:34.31	-2
		Jackson Murphy		600m	Overall	(0:04.24)	(0:11.03)	(0:10.90)	(0:10.73)	(0:11.18)	(0:12.40)			
4	9	DISCOVERED GOLD	3	69.4	0:04.46	1:00.56 [4]	0:56.10 [4]	0:45.05 [3]	0:34.23 [3]	0:23.42 [4]	0:12.38 [4]	2.97L	0:34.23	+2
		McKenzie Apel		1000m	Overall	(0:04.46)	(0:11.05)	(0:10.82)	(0:10.81)	(0:11.04)	(0:12.38)			
5	6	STREET GOD	8	68.8	0:04.48	1:00.58 [5]	0:56.10 [5]	0:44.66 [6]	0:33.82 [6]	0:23.21 [5]	0:12.16 [5]	3.13L	0:33.82	+4
		Warwick Satherley		600m	Overall	(0:04.48)	(0:11.44)	(0:10.84)	(0:10.61)	(0:11.05)	(0:12.16)			
6	3	COBBO	7	68.6	0:04.43	1:01.70 [6]	0:57.27 [3]	0:46.12 [4]	0:35.07 [5]	0:24.21 [6]	0:12.86 [6]	9.68L	0:35.07	+8
		Raul Silvera Olivera		800m	Overall	(0:04.43)	(0:11.15)	(0:11.05)	(0:10.86)	(0:11.35)	(0:12.86)			

Scratched: Lamentum (#7), Buckaltius (#4), Parade Ground (#1)



Horse/Jockey Name	Daimyo
Final Rank	1
Fastest Section Time (Section)	0:04.53 (Overall)
Top Speed [km/h] (Section)	69.0 (600m)
Race State	Finished



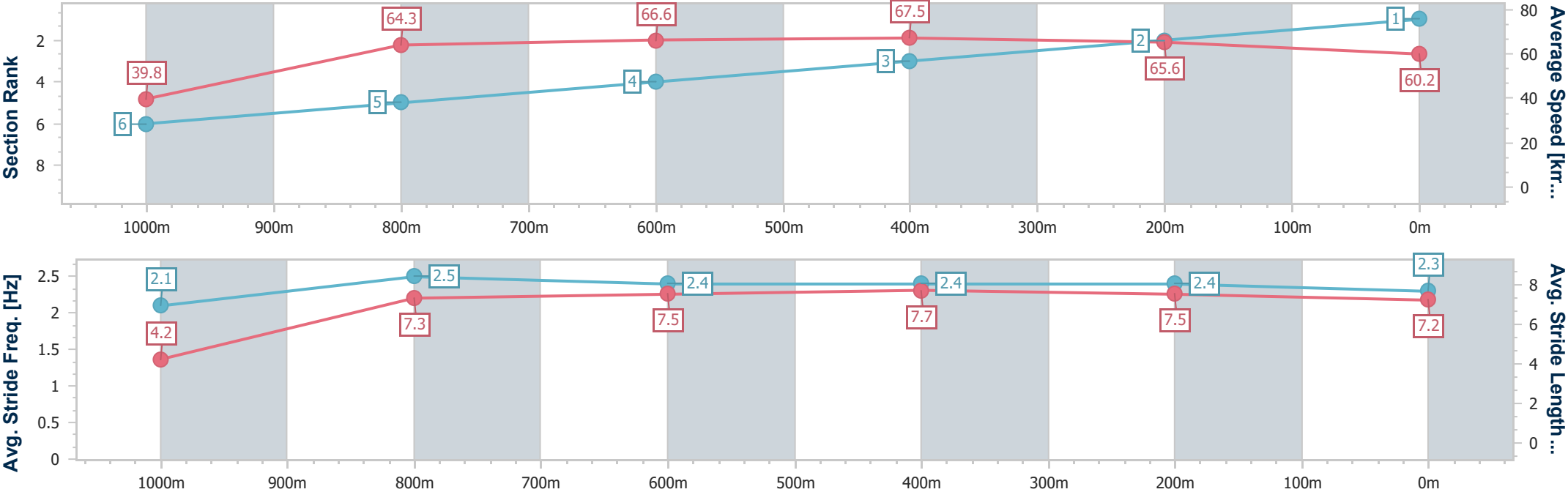
Rockhampton QLD Professional
Race 4: C & R Communications BENCHMARK 60 Handicap - 1050m

15 March 2025 - 13:04

Track Rating: Soft 6, Weather: Showers, Rail Position: +8m Entire



Section	Overall	1000m	800m	600m	400m	200m								
Section Times	1:00.05 [1] (0:04.53)	0:55.52 [6] (0:11.06)	0:44.46 [5] (0:10.84)	0:33.62 [4] (0:10.67)	0:22.95 [3] (0:10.97)	0:11.98 [2] (0:11.98)								
Average Speed [km/h]	39.8	64.3	66.6	67.5	65.6	60.2								
Top Speed [km/h]	56.9	66.7	67.5	69.0	66.8	63.7								
Avg. Dist. to Rail [m]	1.8	1.9	0.8	1.7	3.1	3.8								
Avg. Stride Freq. [Hz]	2.1	2.5	2.4	2.4	2.4	2.3								
Avg. Stride Length [m]	4.2	7.3	7.5	7.7	7.5	7.2								



- [] Ranking at each section and finish
- .-.- No data available at this section
- NA No data available



Horse/Jockey Name	Alloutatime
Final Rank	2
Fastest Section Time (Section)	0:04.24 (Overall)
Top Speed [km/h] (Section)	68.6 (1000m)
Race State	Finished



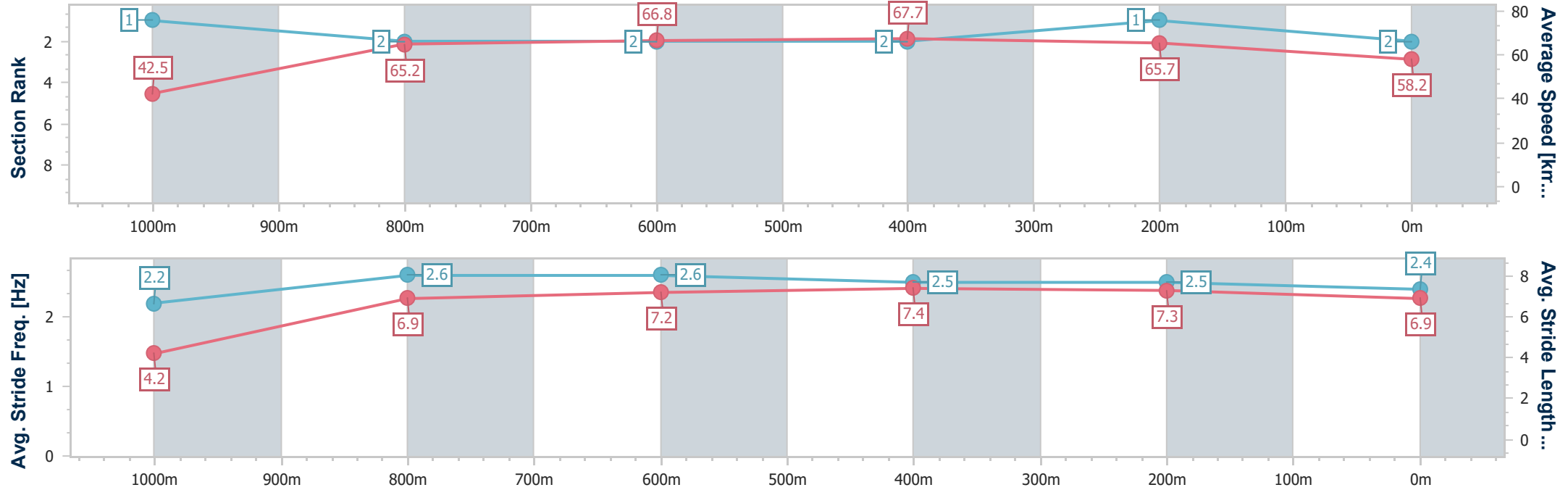
Rockhampton QLD Professional
Race 4: C & R Communications BENCHMARK 60 Handicap - 1050m

15 March 2025 - 13:04

Track Rating: Soft 6, Weather: Showers, Rail Position: +8m Entire



Section	Overall	1000m	800m	600m	400m	200m								
Section Times	1:00.27 [2] (0:04.24)	0:56.03 [1] (0:11.03)	0:45.00 [2] (0:10.98)	0:34.02 [2] (0:10.67)	0:23.35 [2] (0:10.97)	0:12.38 [1] (0:12.38)								
Average Speed [km/h]	42.5	65.2	66.8	67.7	65.7	58.2								
Top Speed [km/h]	58.2	68.6	68.5	68.5	67.3	63.5								
Avg. Dist. to Rail [m]	4.5	0.7	2.5	2.9	3.4	2.5								
Avg. Stride Freq. [Hz]	2.2	2.6	2.6	2.5	2.5	2.4								
Avg. Stride Length [m]	4.2	6.9	7.2	7.4	7.3	6.9								





Horse/Jockey Name	Quartershare
Final Rank	3
Fastest Section Time (Section)	0:04.24 (Overall)
Top Speed [km/h] (Section)	68.2 (600m)
Race State	Finished



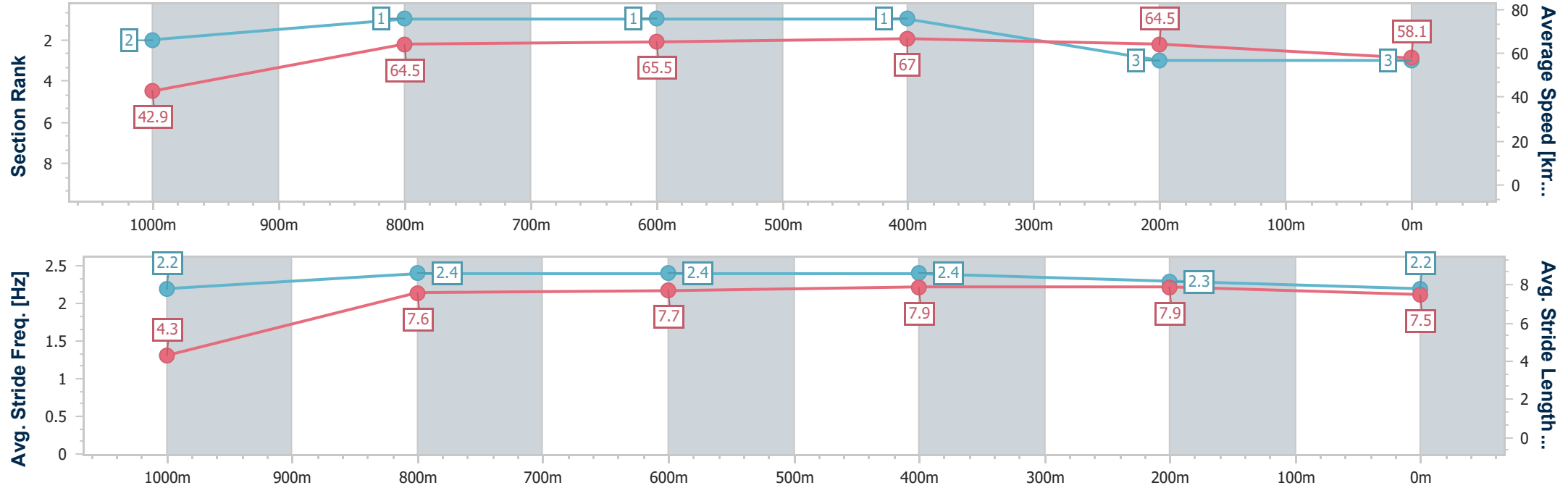
Rockhampton QLD Professional
Race 4: C & R Communications BENCHMARK 60 Handicap -
1050m

15 March 2025 - 13:04

Track Rating: Soft 6, Weather: Showers, Rail Position: +8m Entire



Section	Overall	1000m	800m	600m	400m	200m							
Section Times	1:00.48 [3] (0:04.24)	0:56.24 [2] (0:11.03)	0:45.21 [1] (0:10.90)	0:34.31 [1] (0:10.73)	0:23.58 [1] (0:11.18)	0:12.40 [3] (0:12.40)							
Average Speed [km/h]	42.9	64.5	65.5	67.0	64.5	58.1							
Top Speed [km/h]	58.2	67.7	67.9	68.2	67.2	61.5							
Avg. Dist. to Rail [m]	3.4	1.9	1.0	1.3	2.2	2.4							
Avg. Stride Freq. [Hz]	2.2	2.4	2.4	2.4	2.3	2.2							
Avg. Stride Length [m]	4.3	7.6	7.7	7.9	7.9	7.5							





Horse/Jockey Name	Discovered Gold
Final Rank	4
Fastest Section Time (Section)	0:04.46 (Overall)
Top Speed [km/h] (Section)	69.4 (1000m)
Race State	Finished



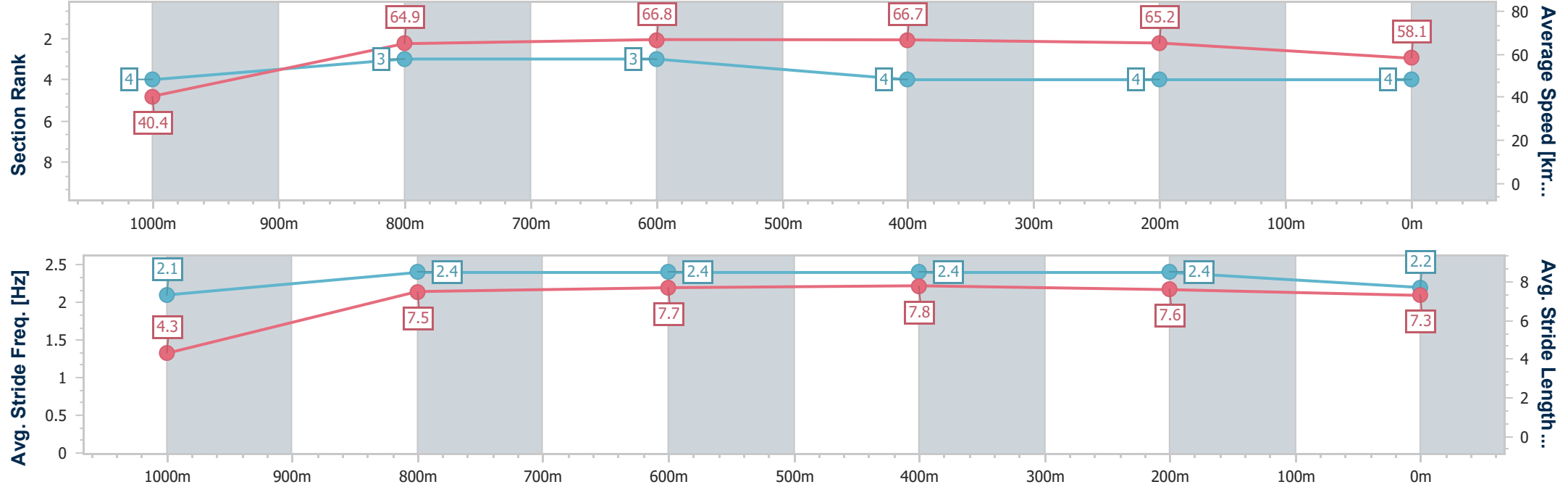
Rockhampton QLD Professional
Race 4: C & R Communications BENCHMARK 60 Handicap - 1050m

15 March 2025 - 13:04

Track Rating: Soft 6, Weather: Showers, Rail Position: +8m Entire



Section	Overall	1000m	800m	600m	400m	200m							
Section Times	1:00.56 [4] (0:04.46)	0:56.10 [4] (0:11.05)	0:45.05 [3] (0:10.82)	0:34.23 [3] (0:10.81)	0:23.42 [4] (0:11.04)	0:12.38 [4] (0:12.38)							
Average Speed [km/h]	40.4	64.9	66.8	66.7	65.2	58.1							
Top Speed [km/h]	55.6	69.4	68.4	67.7	67.6	62.0							
Avg. Dist. to Rail [m]	2.3	0.8	1.0	2.2	4.3	6.0							
Avg. Stride Freq. [Hz]	2.1	2.4	2.4	2.4	2.4	2.2							
Avg. Stride Length [m]	4.3	7.5	7.7	7.8	7.6	7.3							





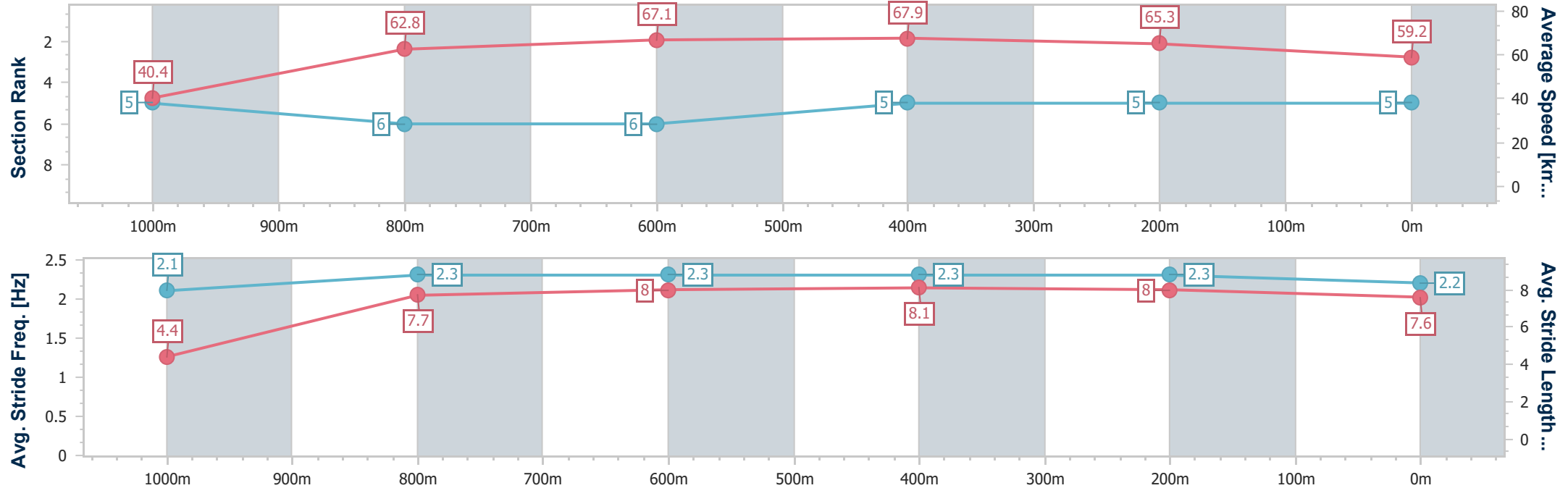
Horse/Jockey Name	Street God
Final Rank	5
Fastest Section Time (Section)	0:04.48 (Overall)
Top Speed [km/h] (Section)	68.8 (600m)
Race State	Finished



Rockhampton QLD Professional
Race 4: C & R Communications BENCHMARK 60 Handicap - 1050m
15 March 2025 - 13:04
Track Rating: Soft 6, Weather: Showers, Rail Position: +8m Entire



Section	Overall	1000m	800m	600m	400m	200m								
Section Times	1:00.58 [5] (0:04.48)	0:56.10 [5] (0:11.44)	0:44.66 [6] (0:10.84)	0:33.82 [6] (0:10.61)	0:23.21 [5] (0:11.05)	0:12.16 [5] (0:12.16)								
Average Speed [km/h]	40.4	62.8	67.1	67.9	65.3	59.2								
Top Speed [km/h]	54.1	67.5	68.2	68.8	68.0	62.5								
Avg. Dist. to Rail [m]	7.0	1.0	1.4	3.0	5.7	5.4								
Avg. Stride Freq. [Hz]	2.1	2.3	2.3	2.3	2.3	2.2								
Avg. Stride Length [m]	4.4	7.7	8.0	8.1	8.0	7.6								





Horse/Jockey Name	Cobbo
Final Rank	6
Fastest Section Time (Section)	0:04.43 (Overall)
Top Speed [km/h] (Section)	68.6 (800m)
Race State	Finished



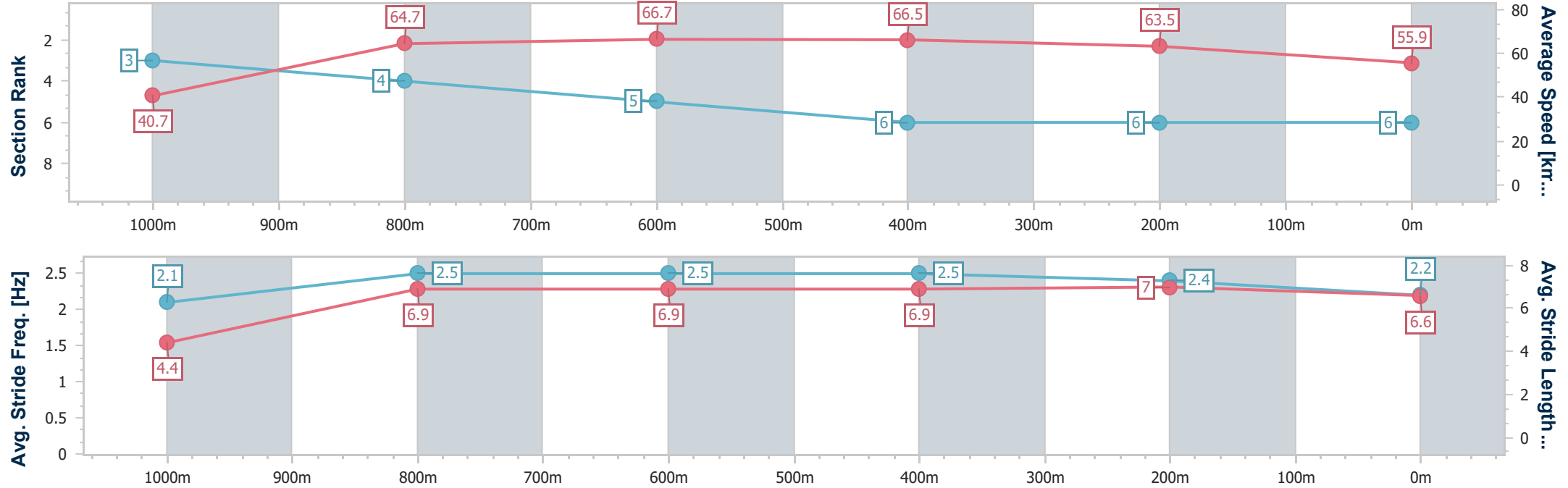
Rockhampton QLD Professional
Race 4: C & R Communications BENCHMARK 60 Handicap - 1050m

15 March 2025 - 13:04

Track Rating: Soft 6, Weather: Showers, Rail Position: +8m Entire



Section	Overall	1000m	800m	600m	400m	200m								
Section Times	1:01.70 [6] (0:04.43)	0:57.27 [3] (0:11.15)	0:46.12 [4] (0:11.05)	0:35.07 [5] (0:10.86)	0:24.21 [6] (0:11.35)	0:12.86 [6] (0:12.86)								
Average Speed [km/h]	40.7	64.7	66.7	66.5	63.5	55.9								
Top Speed [km/h]	56.7	68.5	68.6	67.3	66.6	59.9								
Avg. Dist. to Rail [m]	5.6	0.8	3.3	6.5	8.0	7.2								
Avg. Stride Freq. [Hz]	2.1	2.5	2.5	2.5	2.4	2.2								
Avg. Stride Length [m]	4.4	6.9	6.9	6.9	7.0	6.6								





Rockhampton QLD Professional

Race 5: Burke in Style Menswear Class 4 Handicap - 1200m

15 March 2025 - 13:42



Track Rating: Soft 6, Weather: Showers, Rail Position: +8m Entire

Section		Overall				1000m	800m	600m	400m	200m	Last 600m		
Field Times		1:10.41				0:57.63	0:46.00	0:33.98	0:22.51	0:11.64	0:33.98		
		(0:12.78)				(0:11.63)	(0:12.02)	(0:11.47)	(0:10.87)	(0:11.64)			
Rank	TAB	Horse/Jockey	Barrier	Top Speed [km/h]	Fastest Section						Margin	Distance Travelled [m]	
1	4	FORTRESS AUSTRALIA	1	67.8	0:11.00	1:10.41 [1]	0:57.43 [3]	0:45.74 [3]	0:33.78 [3]	0:22.44 [2]	0:11.44 [2]	1:10.41	0:33.78
		Liv O'Donnell		400m	400m	(0:12.98)	(0:11.69)	(0:11.96)	(0:11.34)	(0:11.00)	(0:11.44)		
2	1	DIDDLEY SQUAT	7	68.5	0:10.87	1:10.45 [2]	0:57.67 [1]	0:46.04 [1]	0:34.02 [1]	0:22.55 [1]	0:11.68 [1]	0.2L	0:34.02 +2
		Nikki Olzard		400m	400m	(0:12.78)	(0:11.63)	(0:12.02)	(0:11.47)	(0:10.87)	(0:11.68)		
3	6	AMBERINGER	6	67.0	0:11.03	1:10.90 [3]	0:58.00 [2]	0:46.36 [2]	0:34.27 [2]	0:22.89 [3]	0:11.86 [3]	2.87L	0:34.27 +10
		Warwick Satherley		400m	400m	(0:12.90)	(0:11.64)	(0:12.09)	(0:11.38)	(0:11.03)	(0:11.86)		
4	3	GROWL	9	66.6	0:11.01	1:11.03 [4]	0:57.69 [6]	0:46.04 [6]	0:33.99 [6]	0:22.80 [6]	0:11.79 [5]	3.62L	0:33.99 +10
		Jackson Murphy		400m	400m	(0:13.34)	(0:11.65)	(0:12.05)	(0:11.19)	(0:11.01)	(0:11.79)		
5	7	LADY MASQUERADE	10	67.3	0:10.92	1:11.20 [5]	0:57.29 [7]	0:45.82 [7]	0:33.91 [7]	0:22.99 [5]	0:12.01 [4]	4.61L	0:33.91 +6
		Gabrielle Semmens		600m	600m	(0:13.91)	(0:11.47)	(0:11.91)	(0:10.92)	(0:10.98)	(0:12.01)		
6	8	KIRELLA SHORES	5	65.3	0:11.21	1:11.37 [6]	0:58.12 [5]	0:46.55 [5]	0:34.53 [5]	0:23.13 [7]	0:11.92 [6]	5.62L	0:34.53 +0
		Damien Boutet		400m	400m	(0:13.25)	(0:11.57)	(0:12.02)	(0:11.40)	(0:11.21)	(0:11.92)		
7	10	MISS TEAK	2	66.8	0:10.94	1:11.50 [7]	0:57.46 [8]	0:45.43 [8]	0:33.96 [8]	0:23.02 [8]	0:11.87 [8]	6.43L	0:33.96 +8
		Tasha Chambers		600m	600m	(0:14.04)	(0:12.03)	(0:11.47)	(0:10.94)	(0:11.15)	(0:11.87)		
8	5	I SAY BOOM	8	65.3	0:11.38	1:12.04 [8]	0:58.82 [4]	0:47.35 [4]	0:35.30 [4]	0:23.92 [4]	0:12.52 [7]	9.57L	0:35.30 +6
		Chris McIver		400m	600m	(0:13.22)	(0:11.47)	(0:12.05)	(0:11.38)	(0:11.40)	(0:12.52)		

Scratched: Parade Ground (#2), Enterprise Phoenix (#9)



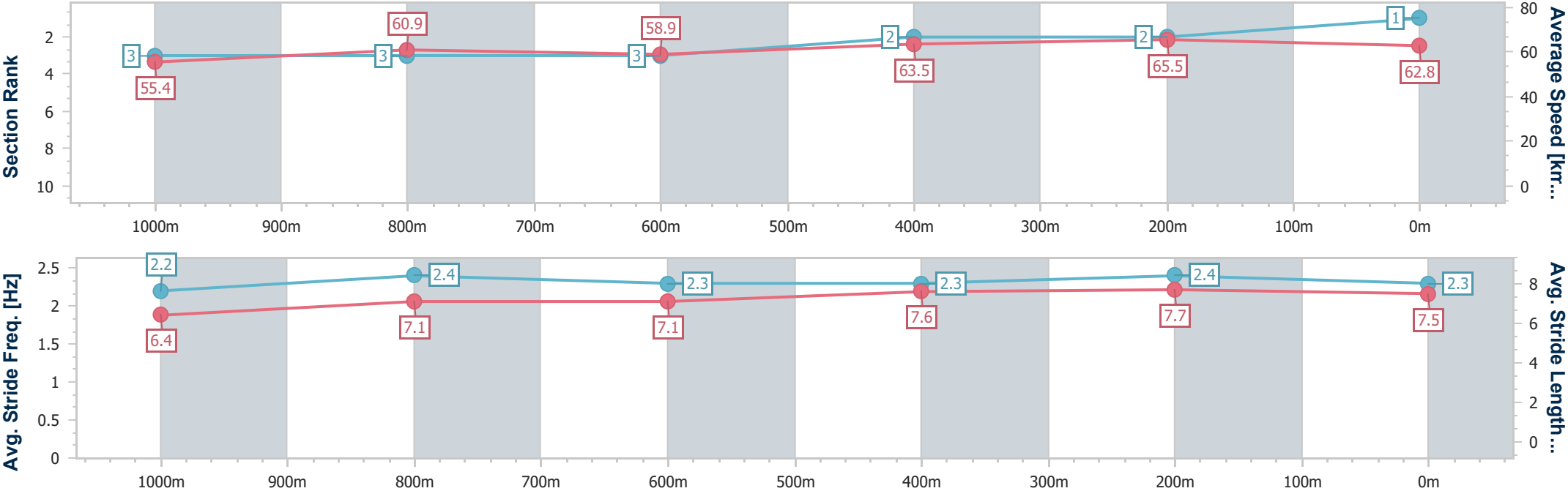
Horse/Jockey Name	Fortress Australia
Final Rank	1
Fastest Section Time (Section)	0:11.00 (400m)
Top Speed [km/h] (Section)	67.8 (400m)
Race State	Finished



Rockhampton QLD Professional
Race 5: Burke in Style Menswear Class 4 Handicap - 1200m
15 March 2025 - 13:42
Track Rating: Soft 6, Weather: Showers, Rail Position: +8m Entire



Section	Overall	1000m	800m	600m	400m	200m							
Section Times	1:10.41 [1] (0:12.98)	0:57.43 [3] (0:11.69)	0:45.74 [3] (0:11.96)	0:33.78 [3] (0:11.34)	0:22.44 [2] (0:11.00)	0:11.44 [2] (0:11.44)							
Average Speed [km/h]	55.4	60.9	58.9	63.5	65.5	62.8							
Top Speed [km/h]	65.5	63.1	60.4	65.8	67.8	64.9							
Avg. Dist. to Rail [m]	1.1	2.0	2.4	0.5	1.8	3.4							
Avg. Stride Freq. [Hz]	2.2	2.4	2.3	2.3	2.4	2.3							
Avg. Stride Length [m]	6.4	7.1	7.1	7.6	7.7	7.5							





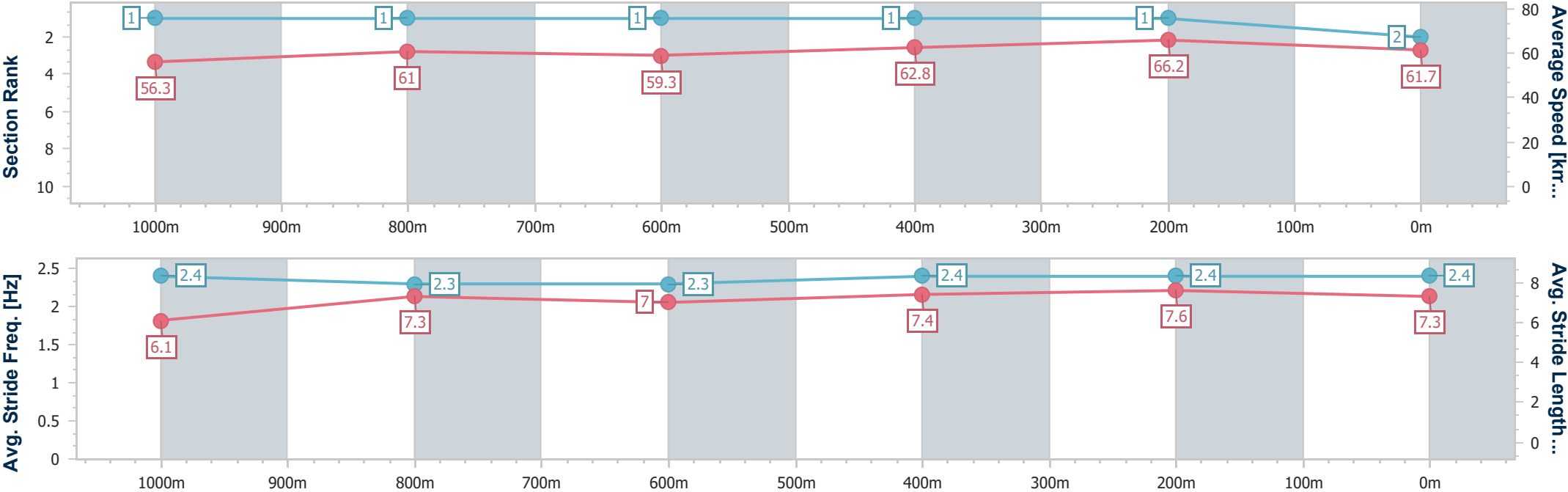
Horse/Jockey Name	Diddley Squat
Final Rank	2
Fastest Section Time (Section)	0:10.87 (400m)
Top Speed [km/h] (Section)	68.5 (400m)
Race State	Finished



Rockhampton QLD Professional
Race 5: Burke in Style Menswear Class 4 Handicap - 1200m
15 March 2025 - 13:42
Track Rating: Soft 6, Weather: Showers, Rail Position: +8m Entire



Section	Overall	1000m	800m	600m	400m	200m								
Section Times	1:10.45 [2] (0:12.78)	0:57.67 [1] (0:11.63)	0:46.04 [1] (0:12.02)	0:34.02 [1] (0:11.47)	0:22.55 [1] (0:10.87)	0:11.68 [1] (0:11.68)								
Average Speed [km/h]	56.3	61.0	59.3	62.8	66.2	61.7								
Top Speed [km/h]	66.5	66.1	60.5	66.4	68.5	64.7								
Avg. Dist. to Rail [m]	2.6	2.0	1.5	1.4	1.9	2.3								
Avg. Stride Freq. [Hz]	2.4	2.3	2.3	2.4	2.4	2.4								
Avg. Stride Length [m]	6.1	7.3	7.0	7.4	7.6	7.3								





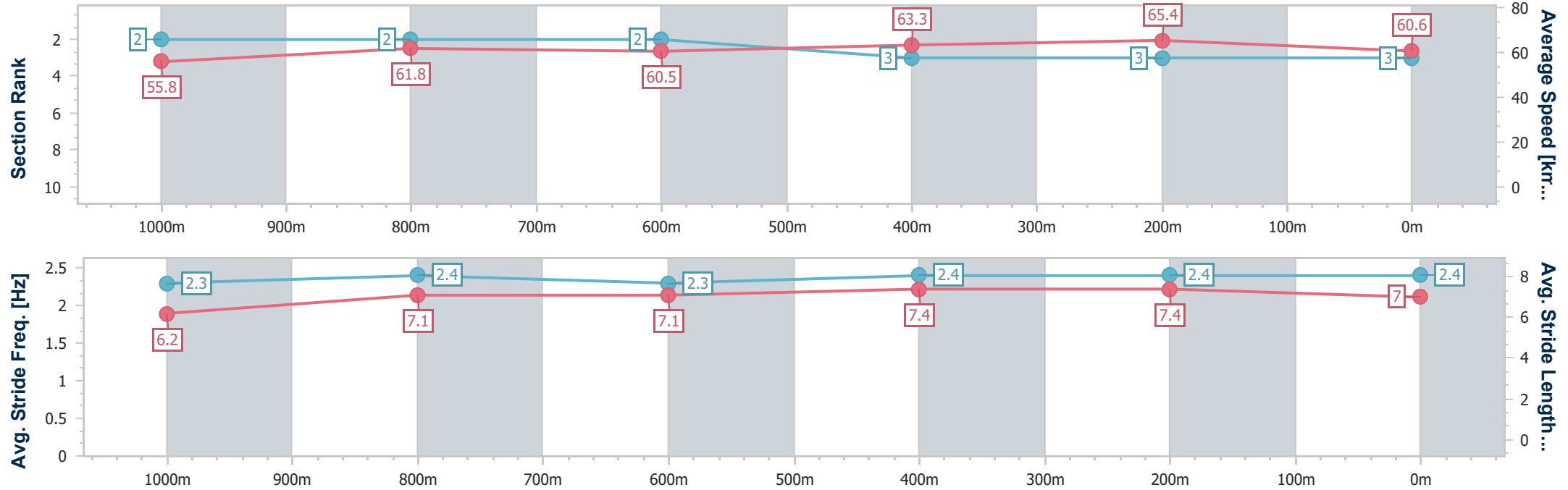
Horse/Jockey Name	Amberinger
Final Rank	3
Fastest Section Time (Section)	0:11.03 (400m)
Top Speed [km/h] (Section)	67.0 (400m)
Race State	Finished



Rockhampton QLD Professional
Race 5: Burke in Style Menswear Class 4 Handicap - 1200m
15 March 2025 - 13:42
Track Rating: Soft 6, Weather: Showers, Rail Position: +8m Entire



Section	Overall	1000m	800m	600m	400m	200m							
Section Times	1:10.90 [3] (0:12.90)	0:58.00 [2] (0:11.64)	0:46.36 [2] (0:12.09)	0:34.27 [2] (0:11.38)	0:22.89 [3] (0:11.03)	0:11.86 [3] (0:11.86)							
Average Speed [km/h]	55.8	61.8	60.5	63.3	65.4	60.6							
Top Speed [km/h]	64.6	63.7	62.2	66.1	67.0	63.8							
Avg. Dist. to Rail [m]	2.1	0.5	2.1	2.7	2.6	4.4							
Avg. Stride Freq. [Hz]	2.3	2.4	2.3	2.4	2.4	2.4							
Avg. Stride Length [m]	6.2	7.1	7.1	7.4	7.4	7.0							



[] Ranking at each section and finish
-.-.- No data available at this section
NA No data available



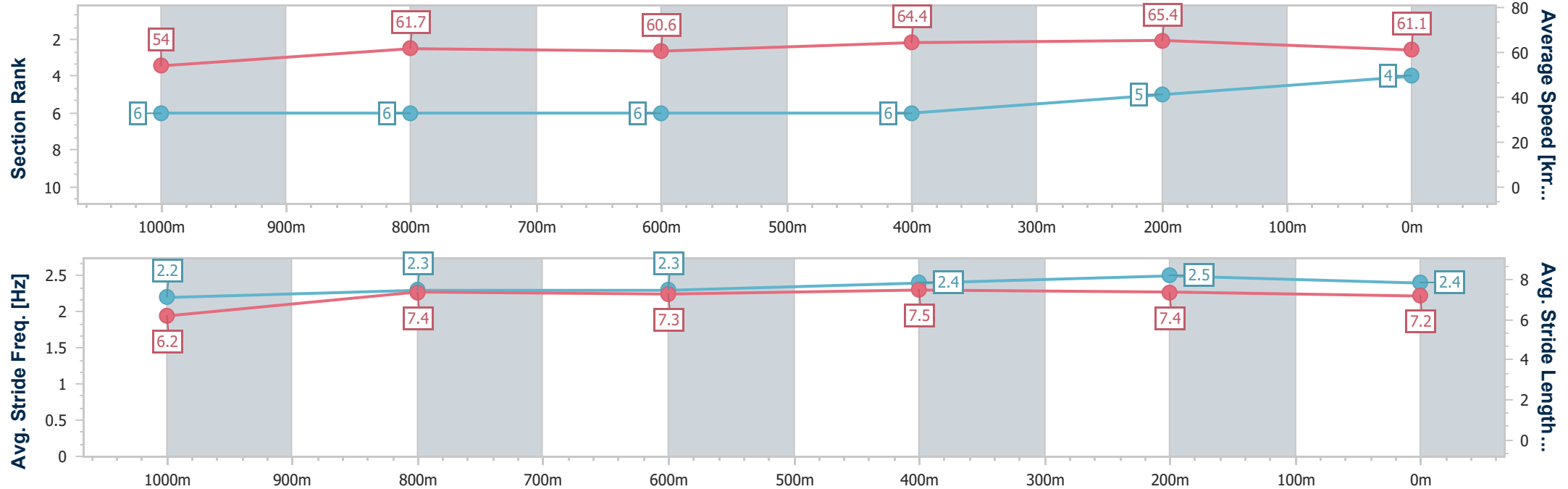
Horse/Jockey Name	Growl
Final Rank	4
Fastest Section Time (Section)	0:11.01 (400m)
Top Speed [km/h] (Section)	66.6 (400m)
Race State	Finished



Rockhampton QLD Professional
Race 5: Burke in Style Menswear Class 4 Handicap - 1200m
15 March 2025 - 13:42
Track Rating: Soft 6, Weather: Showers, Rail Position: +8m Entire



Section	Overall	1000m	800m	600m	400m	200m							
Section Times	1:11.03 [4] (0:13.34)	0:57.69 [6] (0:11.65)	0:46.04 [6] (0:12.05)	0:33.99 [6] (0:11.19)	0:22.80 [6] (0:11.01)	0:11.79 [5] (0:11.79)							
Average Speed [km/h]	54.0	61.7	60.6	64.4	65.4	61.1							
Top Speed [km/h]	63.4	64.1	63.5	66.6	66.6	63.3							
Avg. Dist. to Rail [m]	4.9	0.5	1.8	3.5	5.2	5.7							
Avg. Stride Freq. [Hz]	2.2	2.3	2.3	2.4	2.5	2.4							
Avg. Stride Length [m]	6.2	7.4	7.3	7.5	7.4	7.2							





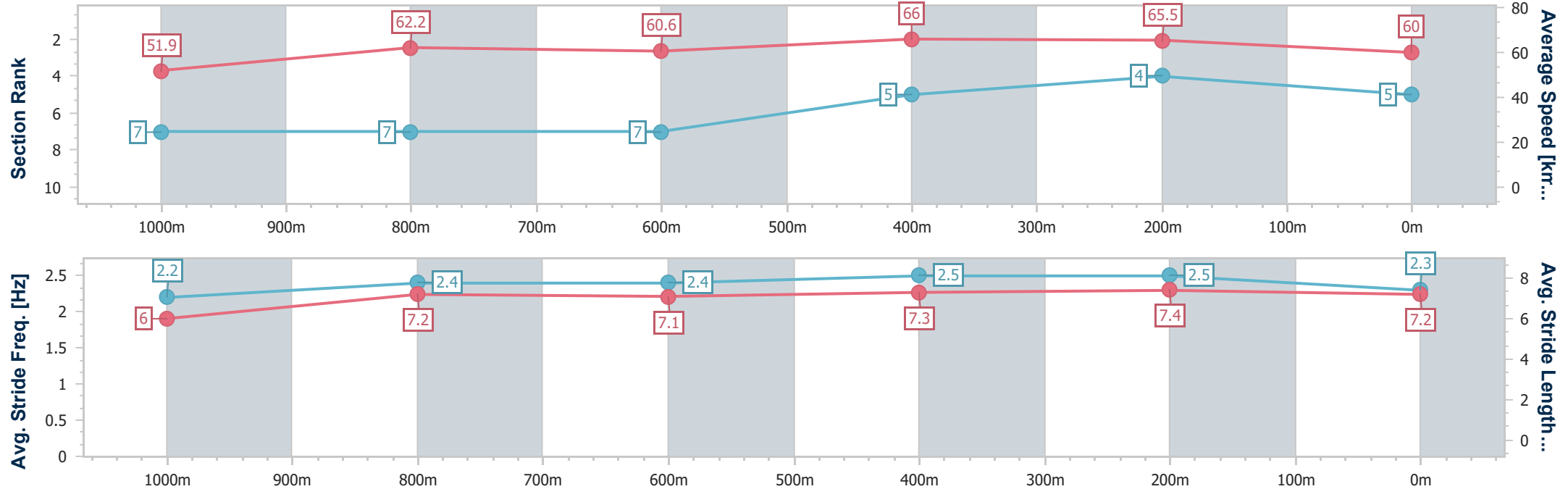
Horse/Jockey Name	Lady Masquerade
Final Rank	5
Fastest Section Time (Section)	0:10.92 (600m)
Top Speed [km/h] (Section)	67.3 (600m)
Race State	Finished



Rockhampton QLD Professional
Race 5: Burke in Style Menswear Class 4 Handicap - 1200m
15 March 2025 - 13:42
Track Rating: Soft 6, Weather: Showers, Rail Position: +8m Entire



Section	Overall	1000m	800m	600m	400m	200m								
Section Times	1:11.20 [5] (0:13.91)	0:57.29 [7] (0:11.47)	0:45.82 [7] (0:11.91)	0:33.91 [7] (0:10.92)	0:22.99 [5] (0:10.98)	0:12.01 [4] (0:12.01)								
Average Speed [km/h]	51.9	62.2	60.6	66.0	65.5	60.0								
Top Speed [km/h]	61.8	63.2	63.1	67.3	67.2	63.4								
Avg. Dist. to Rail [m]	4.9	1.0	0.8	4.4	7.2	8.2								
Avg. Stride Freq. [Hz]	2.2	2.4	2.4	2.5	2.5	2.3								
Avg. Stride Length [m]	6.0	7.2	7.1	7.3	7.4	7.2								





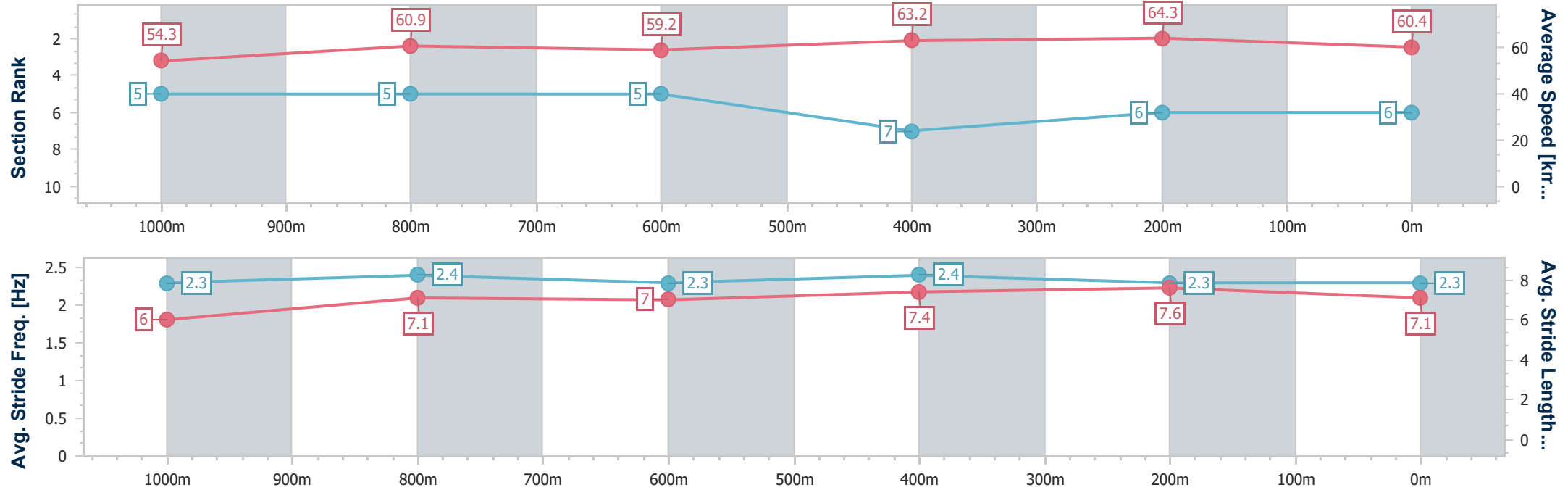
Horse/Jockey Name	Kirella Shores
Final Rank	6
Fastest Section Time (Section)	0:11.21 (400m)
Top Speed [km/h] (Section)	65.3 (400m)
Race State	Finished



Rockhampton QLD Professional
Race 5: Burke in Style Menswear Class 4 Handicap - 1200m
15 March 2025 - 13:42
Track Rating: Soft 6, Weather: Showers, Rail Position: +8m Entire



Section	Overall	1000m	800m	600m	400m	200m								
Section Times	1:11.37 [6] (0:13.25)	0:58.12 [5] (0:11.57)	0:46.55 [5] (0:12.02)	0:34.53 [5] (0:11.40)	0:23.13 [7] (0:11.21)	0:11.92 [6] (0:11.92)								
Average Speed [km/h]	54.3	60.9	59.2	63.2	64.3	60.4								
Top Speed [km/h]	63.4	63.5	61.7	64.7	65.3	63.4								
Avg. Dist. to Rail [m]	1.3	3.4	1.7	1.6	1.5	1.4								
Avg. Stride Freq. [Hz]	2.3	2.4	2.3	2.4	2.3	2.3								
Avg. Stride Length [m]	6.0	7.1	7.0	7.4	7.6	7.1								





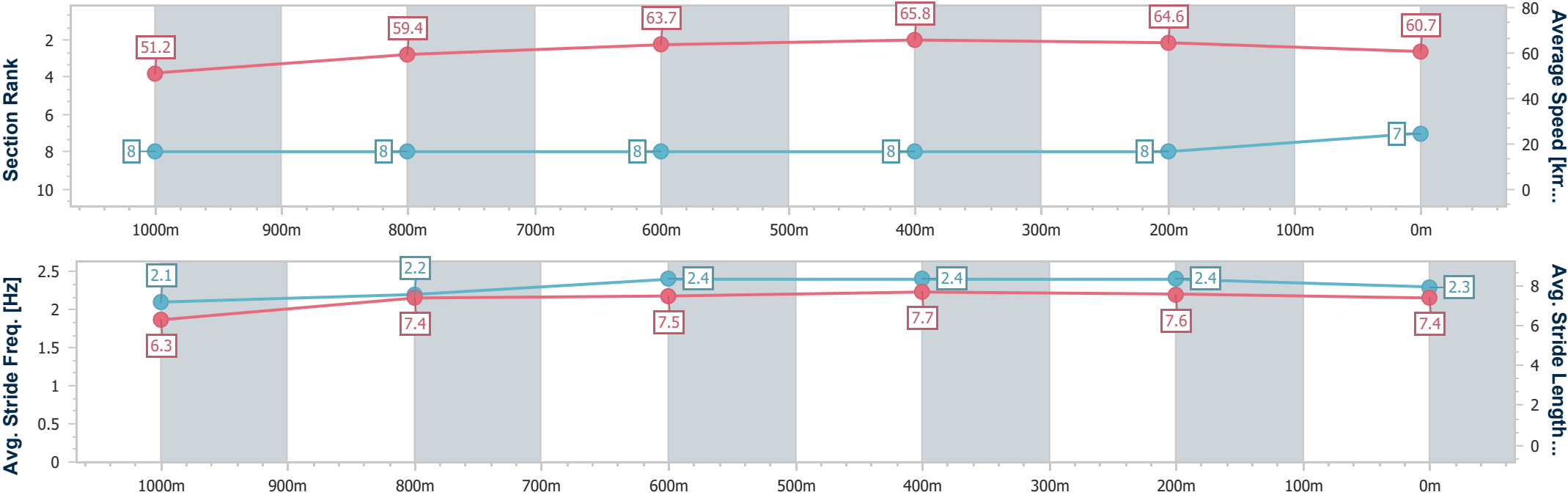
Horse/Jockey Name	Miss Teak
Final Rank	7
Fastest Section Time (Section)	0:10.94 (600m)
Top Speed [km/h] (Section)	66.8 (600m)
Race State	Finished



Rockhampton QLD Professional
Race 5: Burke in Style Menswear Class 4 Handicap - 1200m
15 March 2025 - 13:42
Track Rating: Soft 6, Weather: Showers, Rail Position: +8m Entire



Section	Overall	1000m	800m	600m	400m	200m								
Section Times	1:11.50 [7] (0:14.04)	0:57.46 [8] (0:12.03)	0:45.43 [8] (0:11.47)	0:33.96 [8] (0:10.94)	0:23.02 [8] (0:11.15)	0:11.87 [8] (0:11.87)								
Average Speed [km/h]	51.2	59.4	63.7	65.8	64.6	60.7								
Top Speed [km/h]	56.9	64.8	65.8	66.8	66.6	63.4								
Avg. Dist. to Rail [m]	0.6	0.9	1.3	4.5	7.5	9.5								
Avg. Stride Freq. [Hz]	2.1	2.2	2.4	2.4	2.4	2.3								
Avg. Stride Length [m]	6.3	7.4	7.5	7.7	7.6	7.4								





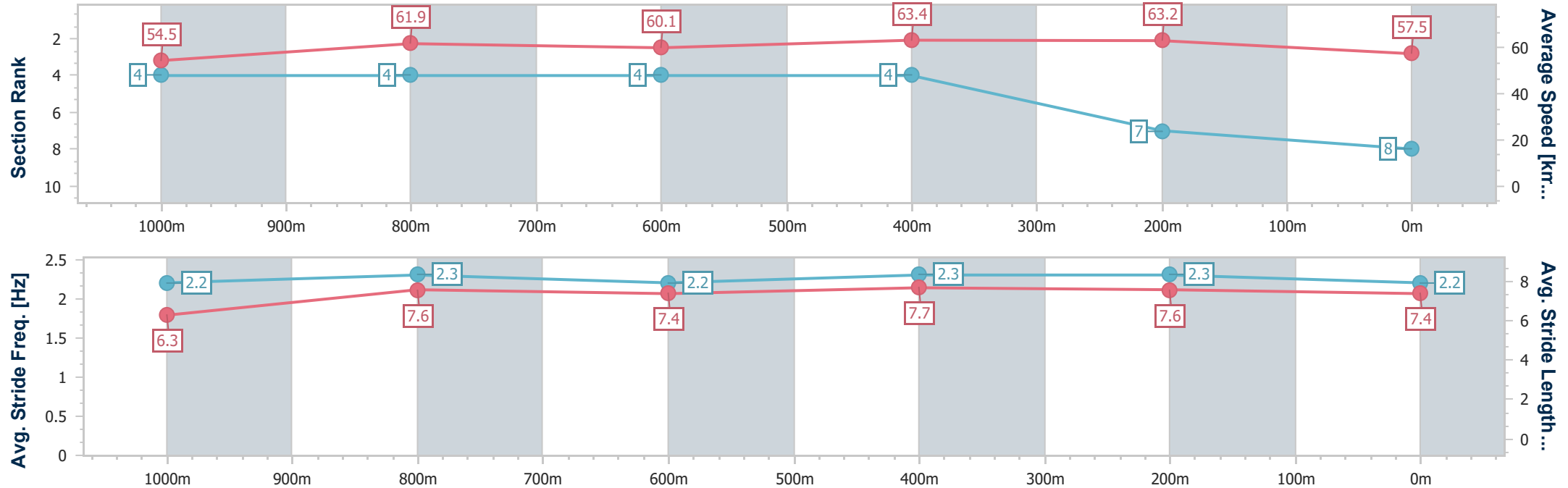
Horse/Jockey Name	I Say Boom
Final Rank	8
Fastest Section Time (Section)	0:11.38 (600m)
Top Speed [km/h] (Section)	65.3 (400m)
Race State	Finished



Rockhampton QLD Professional
Race 5: Burke in Style Menswear Class 4 Handicap - 1200m
15 March 2025 - 13:42
Track Rating: Soft 6, Weather: Showers, Rail Position: +8m Entire



Section	Overall	1000m	800m	600m	400m	200m								
Section Times	1:12.04 [8] (0:13.22)	0:58.82 [4] (0:11.47)	0:47.35 [4] (0:12.05)	0:35.30 [4] (0:11.38)	0:23.92 [4] (0:11.40)	0:12.52 [7] (0:12.52)								
Average Speed [km/h]	54.5	61.9	60.1	63.4	63.2	57.5								
Top Speed [km/h]	64.3	64.6	61.8	64.9	65.3	62.5								
Avg. Dist. to Rail [m]	2.3	2.1	1.2	3.2	3.4	4.5								
Avg. Stride Freq. [Hz]	2.2	2.3	2.2	2.3	2.3	2.2								
Avg. Stride Length [m]	6.3	7.6	7.4	7.7	7.6	7.4								





Rockhampton QLD Professional

Race 6: Frenchville Sports Club Class 1 Handicap - 1400m

15 March 2025 - 14:15



Track Rating: Soft 6, Weather: Showery, Rail Position: +8m Entire

Section		Overall				1200m	1000m	800m	600m	400m	Last 600m	
Field Times		1:23.36				1:11.06	1:00.11	0:48.55	0:36.28	0:24.46	0:36.28	
		(0:12.30)				(0:10.95)	(0:11.56)	(0:12.27)	(0:11.82)	(0:11.78)		
Rank	TAB	Horse/Jockey	Barrier	Top Speed [km/h]	Fastest Section							Distance Travelled [m]
1	8	LATIN LOVE	2	65.7	0:11.17	1:23.36 [1]	1:10.37 [6]	0:59.08 [6]	0:47.91 [5]	0:35.91 [4]	0:24.44 [2]	0:35.91
		Gabrielle Semmens		1000m	1000m	(0:12.99)	(0:11.29)	(0:11.17)	(0:12.00)	(0:11.47)	(0:11.76)	
2	6	AGE OF AQUARIUS	1	67.1	0:11.05	1:23.43 [2]	1:11.10 [3]	1:00.05 [2]	0:48.48 [2]	0:36.11 [3]	0:24.30 [3]	0:36.11 +5
		Tasha Chambers		1200m	1200m	(0:12.33)	(0:11.05)	(0:11.57)	(0:12.37)	(0:11.81)	(0:11.75)	
3	5	MR GREY	3	65.4	0:11.19	1:23.44 [3]	1:10.83 [4]	0:59.64 [4]	0:48.07 [4]	0:35.84 [5]	0:23.99 [5]	0:35.84 -2
		Warwick Satherley		1200m	1200m	(0:12.61)	(0:11.19)	(0:11.57)	(0:12.23)	(0:11.85)	(0:11.65)	
4	9	RUN AWAY RENEE	12	66.4	0:10.95	1:23.81 [4]	1:11.51 [1]	1:00.56 [1]	0:49.00 [1]	0:36.73 [1]	0:24.91 [1]	0:36.73 +9
		Raul Silvera Olivera		1200m	1200m	(0:12.30)	(0:10.95)	(0:11.56)	(0:12.27)	(0:11.82)	(0:11.97)	
5	2	OUTTA CONTROL	8	66.0	0:11.22	1:23.96 [5]	1:10.62 [9]	0:59.18 [9]	0:47.96 [8]	0:36.07 [9]	0:24.37 [9]	0:36.07 +2
		Jackson Murphy		1200m	1000m	(0:13.34)	(0:11.44)	(0:11.22)	(0:11.89)	(0:11.70)	(0:11.75)	
6	11	READY TO RHYME	5	66.2	0:11.20	1:24.02 [6]	1:11.07 [5]	0:59.87 [5]	0:48.40 [6]	0:36.23 [7]	0:24.54 [7]	0:36.23 -2
		Damien Boutet		1200m	1200m	(0:12.95)	(0:11.20)	(0:11.47)	(0:12.17)	(0:11.69)	(0:11.94)	
7	10	CARRARA KING	10	66.3	0:11.06	1:24.49 [7]	1:12.16 [2]	1:01.10 [3]	0:49.53 [3]	0:37.18 [2]	0:25.34 [4]	0:37.18 +5
		McKenzie Apel		1200m	1200m	(0:12.33)	(0:11.06)	(0:11.57)	(0:12.35)	(0:11.84)	(0:12.11)	
8	3	RED VICAR	9	64.7	0:11.39	1:24.52 [8]	1:11.30 [8]	0:59.89 [8]	0:48.50 [9]	0:36.69 [8]	0:25.05 [6]	0:36.69 +6
		Chris McIver		1200m	1000m	(0:13.22)	(0:11.41)	(0:11.39)	(0:11.81)	(0:11.64)	(0:11.96)	
9	4	CULTURAL SPIRIT	4	66.1	0:11.31	1:25.23 [9]	1:12.16 [7]	1:00.85 [7]	0:49.50 [7]	0:37.44 [6]	0:25.70 [8]	0:37.44 +8
		Nikki Olzard		1000m	1200m	(0:13.07)	(0:11.31)	(0:11.35)	(0:12.06)	(0:11.74)	(0:12.10)	
10	1	BIG SHOOTER	6	66.9	0:11.14	1:25.34 [10]	1:11.78 [10]	1:00.05 [10]	0:48.91 [10]	0:37.10 [10]	0:25.57 [10]	0:37.10 +3
		Liv O'Donnell		600m	1000m	(0:13.56)	(0:11.73)	(0:11.14)	(0:11.81)	(0:11.53)	(0:11.94)	

Scratched: Wheredacrawdadsing (#7), Time To Turn (#12)

Report Created: Sat 15 March 2025 14:36 GMT+10 (Note: Timing is based on position data)

Page 1/12

[] Ranking at each section and finish
-:-:- No data available at this section
NA No data available

SCN Saddle cloth number
DNF Did not finish
DNT Did not track

data processed by  TRIPLESDATA



Rockhampton QLD Professional
Race 6: Frenchville Sports Club Class 1 Handicap - 1400m
15 March 2025 - 14:15



Track Rating: Soft 6, Weather: Showery, Rail Position: +8m Entire

Section Field Times				200m 0:12.68 (0:12.68)		Last 600m 0:36.28			
Rank	TAB	Horse/Jockey	Barrier	Top Speed [km/h]	Fastest Section	Margin			Distance Travelled [m]
1	8	LATIN LOVE	2	65.7	0:11.17	0:12.68 [1]	1:23.36	0:35.91	
		Gabrielle Semmens		1000m	1000m	(0:12.68)			
2	6	AGE OF AQUARIUS	1	67.1	0:11.05	0:12.55 [3]	0.44L	0:36.11	+5
		Tasha Chambers		1200m	1200m	(0:12.55)			
3	5	MR GREY	3	65.4	0:11.19	0:12.34 [4]	0.48L	0:35.84	-2
		Warwick Satherley		1200m	1200m	(0:12.34)			
4	9	RUN AWAY RENEE	12	66.4	0:10.95	0:12.94 [2]	2.64L	0:36.73	+9
		Raul Silvera Olivera		1200m	1200m	(0:12.94)			
5	2	OUTTA CONTROL	8	66.0	0:11.22	0:12.62 [6]	3.53L	0:36.07	+2
		Jackson Murphy		1200m	1000m	(0:12.62)			
6	11	READY TO RHYME	5	66.2	0:11.20	0:12.60 [7]	3.88L	0:36.23	-2
		Damien Boutet		1200m	1200m	(0:12.60)			
7	10	CARRARA KING	10	66.3	0:11.06	0:13.23 [5]	6.69L	0:37.18	+5
		McKenzie Apel		1200m	1200m	(0:13.23)			
8	3	RED VICAR	9	64.7	0:11.39	0:13.09 [8]	6.81L	0:36.69	+6
		Chris McIver		1200m	1000m	(0:13.09)			
9	4	CULTURAL SPIRIT	4	66.1	0:11.31	0:13.60 [9]	11.01L	0:37.44	+8
		Nikki Olzard		1000m	1200m	(0:13.60)			
10	1	BIG SHOOTER	6	66.9	0:11.14	0:13.63 [10]	11.68L	0:37.10	+3
		Liv O'Donnell		600m	1000m	(0:13.63)			

Scratched: Wheredacrawdadsing (#7), Time To Turn (#12)

Report Created: Sat 15 March 2025 14:36 GMT+10 (Note: Timing is based on position data)

Page 2/12

[] Ranking at each section and finish
-:-:- No data available at this section
NA No data available

SCN Saddle cloth number
DNF Did not finish
DNT Did not track

data processed by  TRIPLESDATA



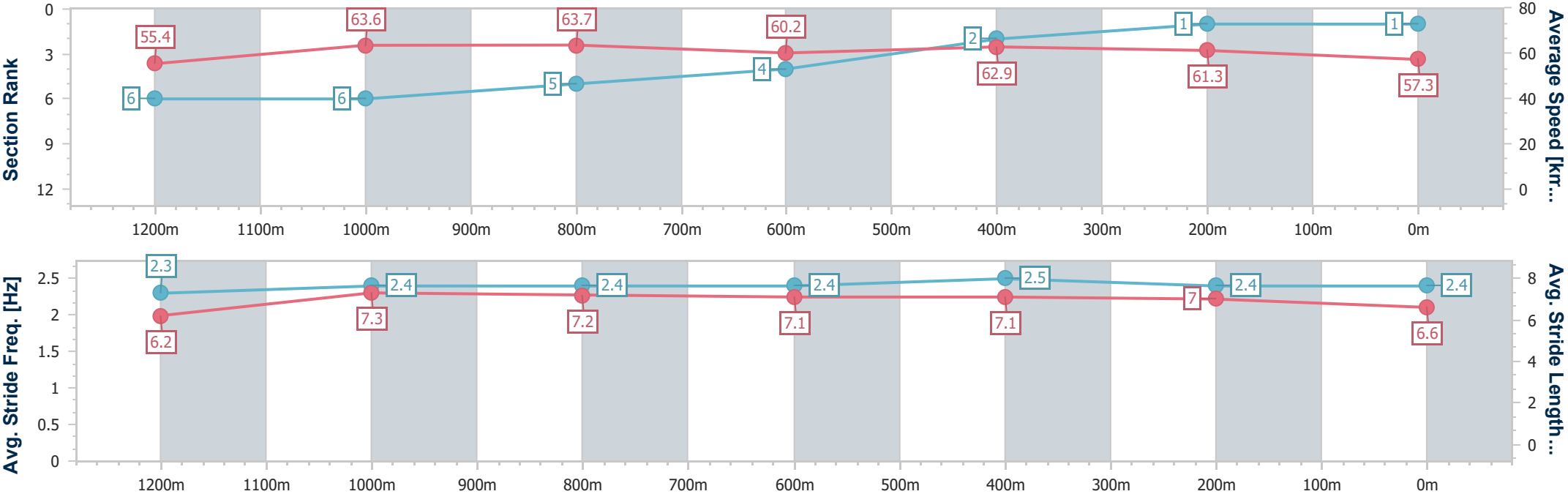
Horse/Jockey Name	Latin Love
Final Rank	1
Fastest Section Time (Section)	0:11.17 (1000m)
Top Speed [km/h] (Section)	65.7 (1000m)
Race State	Finished



Rockhampton QLD Professional
Race 6: Frenchville Sports Club Class 1 Handicap - 1400m
15 March 2025 - 14:15
Track Rating: Soft 6, Weather: Showery, Rail Position: +8m Entire



Section	Overall	1200m	1000m	800m	600m	400m	200m						
Section Times	1:23.36 [1] (0:12.99)	1:10.37 [6] (0:11.29)	0:59.08 [6] (0:11.17)	0:47.91 [5] (0:12.00)	0:35.91 [4] (0:11.47)	0:24.44 [2] (0:11.76)	0:12.68 [1] (0:12.68)						
Average Speed [km/h]	55.4	63.6	63.7	60.2	62.9	61.3	57.3						
Top Speed [km/h]	63.0	65.3	65.7	61.8	64.5	63.6	59.4						
Avg. Dist. to Rail [m]	1.7	2.1	1.7	1.5	4.4	6.7	7.5						
Avg. Stride Freq. [Hz]	2.3	2.4	2.4	2.4	2.5	2.4	2.4						
Avg. Stride Length [m]	6.2	7.3	7.2	7.1	7.1	7.0	6.6						





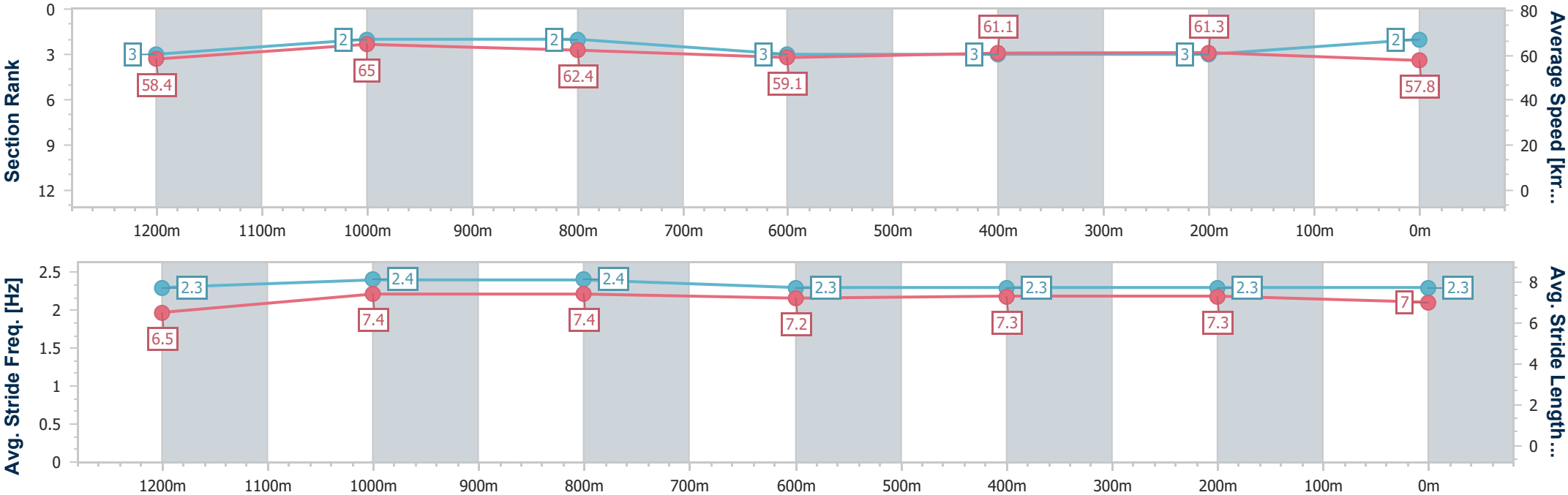
Horse/Jockey Name	Age Of Aquarius
Final Rank	2
Fastest Section Time (Section)	0:11.05 (1200m)
Top Speed [km/h] (Section)	67.1 (1200m)
Race State	Finished



Rockhampton QLD Professional
Race 6: Frenchville Sports Club Class 1 Handicap - 1400m
15 March 2025 - 14:15
Track Rating: Soft 6, Weather: Showery, Rail Position: +8m Entire



Section	Overall	1200m	1000m	800m	600m	400m	200m						
Section Times	1:23.43 [2] (0:12.33)	1:11.10 [3] (0:11.05)	1:00.05 [2] (0:11.57)	0:48.48 [2] (0:12.37)	0:36.11 [3] (0:11.81)	0:24.30 [3] (0:11.75)	0:12.55 [3] (0:12.55)						
Average Speed [km/h]	58.4	65.0	62.4	59.1	61.1	61.3	57.8						
Top Speed [km/h]	65.9	67.1	65.8	60.5	62.8	62.0	60.4						
Avg. Dist. to Rail [m]	1.2	0.9	0.5	1.7	2.6	2.7	3.0						
Avg. Stride Freq. [Hz]	2.3	2.4	2.4	2.3	2.3	2.3	2.3						
Avg. Stride Length [m]	6.5	7.4	7.4	7.2	7.3	7.3	7.0						





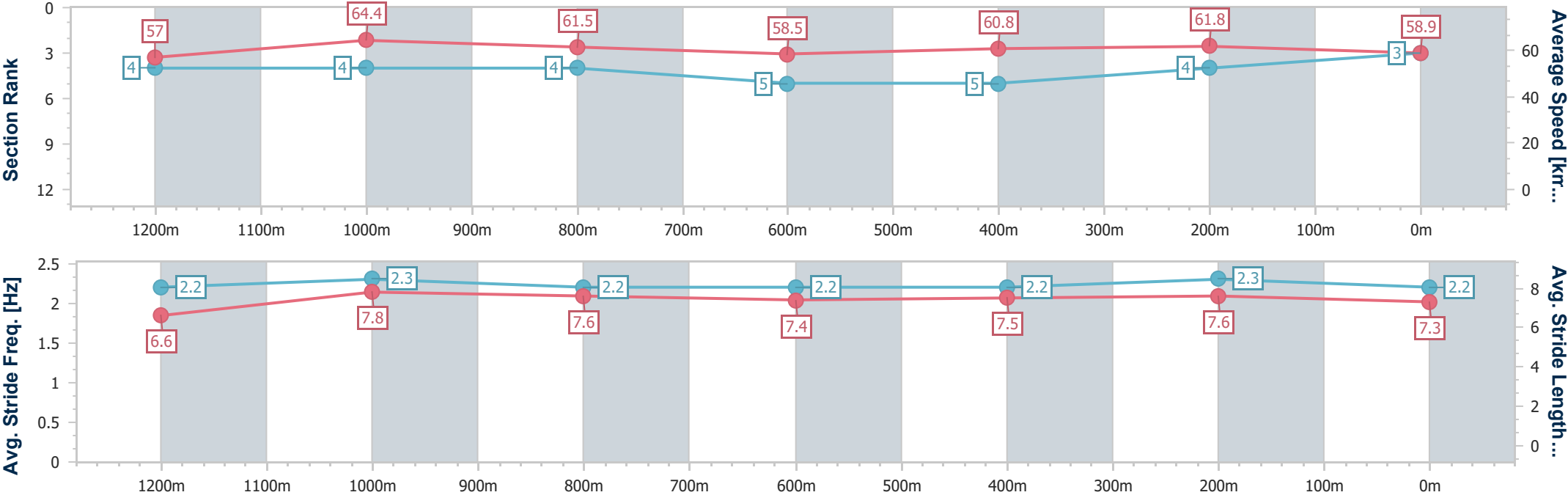
Horse/Jockey Name	Mr Grey
Final Rank	3
Fastest Section Time (Section)	0:11.19 (1200m)
Top Speed [km/h] (Section)	65.4 (1200m)
Race State	Finished



Rockhampton QLD Professional
Race 6: Frenchville Sports Club Class 1 Handicap - 1400m
15 March 2025 - 14:15
Track Rating: Soft 6, Weather: Showery, Rail Position: +8m Entire



Section	Overall	1200m	1000m	800m	600m	400m	200m						
Section Times	1:23.44 [3] (0:12.61)	1:10.83 [4] (0:11.19)	0:59.64 [4] (0:11.57)	0:48.07 [4] (0:12.23)	0:35.84 [5] (0:11.85)	0:23.99 [5] (0:11.65)	0:12.34 [4]						
Average Speed [km/h]	57.0	64.4	61.5	58.5	60.8	61.8	58.9						
Top Speed [km/h]	64.3	65.4	64.6	60.2	62.4	62.7	60.9						
Avg. Dist. to Rail [m]	1.8	0.9	1.6	1.4	1.9	2.4	4.0						
Avg. Stride Freq. [Hz]	2.2	2.3	2.2	2.2	2.2	2.3	2.2						
Avg. Stride Length [m]	6.6	7.8	7.6	7.4	7.5	7.6	7.3						





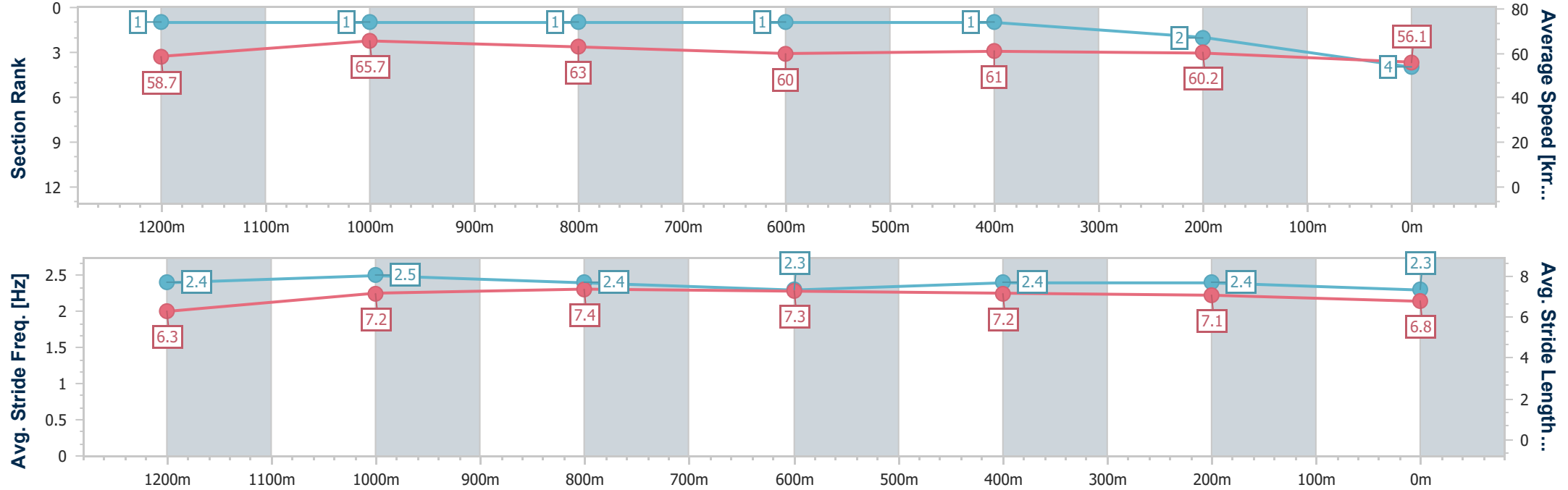
Horse/Jockey Name	Run Away Renee
Final Rank	4
Fastest Section Time (Section)	0:10.95 (1200m)
Top Speed [km/h] (Section)	66.4 (1200m)
Race State	Finished



Rockhampton QLD Professional
Race 6: Frenchville Sports Club Class 1 Handicap - 1400m
15 March 2025 - 14:15
Track Rating: Soft 6, Weather: Showery, Rail Position: +8m Entire



Section	Overall	1200m	1000m	800m	600m	400m	200m						
Section Times	1:23.81 [4] (0:12.30)	1:11.51 [1] (0:10.95)	1:00.56 [1] (0:11.56)	0:49.00 [1] (0:12.27)	0:36.73 [1] (0:11.82)	0:24.91 [1] (0:11.97)	0:12.94 [2] (0:12.94)						
Average Speed [km/h]	58.7	65.7	63.0	60.0	61.0	60.2	56.1						
Top Speed [km/h]	65.9	66.4	66.3	62.1	62.1	61.7	58.5						
Avg. Dist. to Rail [m]	5.7	1.1	1.5	2.7	4.5	5.1	6.6						
Avg. Stride Freq. [Hz]	2.4	2.5	2.4	2.3	2.4	2.4	2.3						
Avg. Stride Length [m]	6.3	7.2	7.4	7.3	7.2	7.1	6.8						





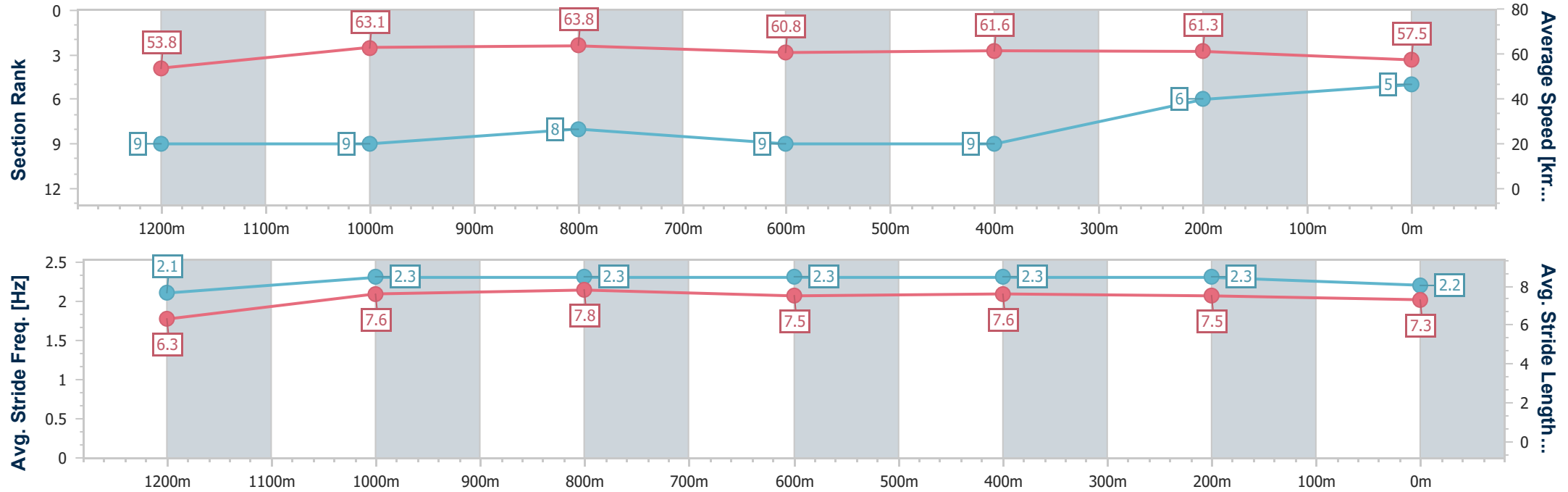
Horse/Jockey Name	Outta Control
Final Rank	5
Fastest Section Time (Section)	0:11.22 (1000m)
Top Speed [km/h] (Section)	66.0 (1200m)
Race State	Finished



Rockhampton QLD Professional
Race 6: Frenchville Sports Club Class 1 Handicap - 1400m
15 March 2025 - 14:15
Track Rating: Soft 6, Weather: Showery, Rail Position: +8m Entire



Section	Overall	1200m	1000m	800m	600m	400m	200m						
Section Times	1:23.96 [5] (0:13.34)	1:10.62 [9] (0:11.44)	0:59.18 [9] (0:11.22)	0:47.96 [8] (0:11.89)	0:36.07 [9] (0:11.70)	0:24.37 [9] (0:11.75)	0:12.62 [6]						
Average Speed [km/h]	53.8	63.1	63.8	60.8	61.6	61.3	57.5						
Top Speed [km/h]	59.3	66.0	66.0	63.6	63.4	63.1	59.6						
Avg. Dist. to Rail [m]	3.0	0.4	0.7	0.7	2.1	3.8	4.1						
Avg. Stride Freq. [Hz]	2.1	2.3	2.3	2.3	2.3	2.3	2.2						
Avg. Stride Length [m]	6.3	7.6	7.8	7.5	7.6	7.5	7.3						





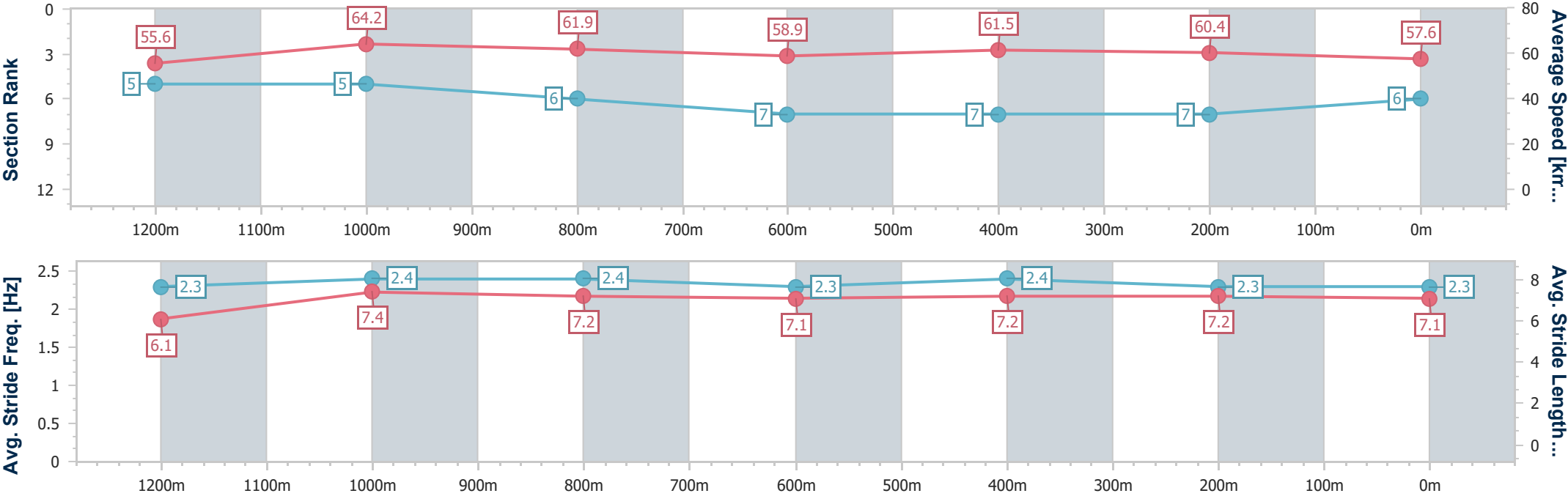
Horse/Jockey Name	Ready To Rhyme
Final Rank	6
Fastest Section Time (Section)	0:11.20 (1200m)
Top Speed [km/h] (Section)	66.2 (1200m)
Race State	Finished



Rockhampton QLD Professional
Race 6: Frenchville Sports Club Class 1 Handicap - 1400m
15 March 2025 - 14:15
Track Rating: Soft 6, Weather: Showery, Rail Position: +8m Entire



Section	Overall	1200m	1000m	800m	600m	400m	200m						
Section Times	1:24.02 [6] (0:12.95)	1:11.07 [5] (0:11.20)	0:59.87 [5] (0:11.47)	0:48.40 [6] (0:12.17)	0:36.23 [7] (0:11.69)	0:24.54 [7] (0:11.94)	0:12.60 [7] (0:12.60)						
Average Speed [km/h]	55.6	64.2	61.9	58.9	61.5	60.4	57.6						
Top Speed [km/h]	62.3	66.2	64.4	60.8	63.5	61.7	59.6						
Avg. Dist. to Rail [m]	2.1	0.7	2.2	1.0	0.9	1.0	1.2						
Avg. Stride Freq. [Hz]	2.3	2.4	2.4	2.3	2.4	2.3	2.3						
Avg. Stride Length [m]	6.1	7.4	7.2	7.1	7.2	7.2	7.1						





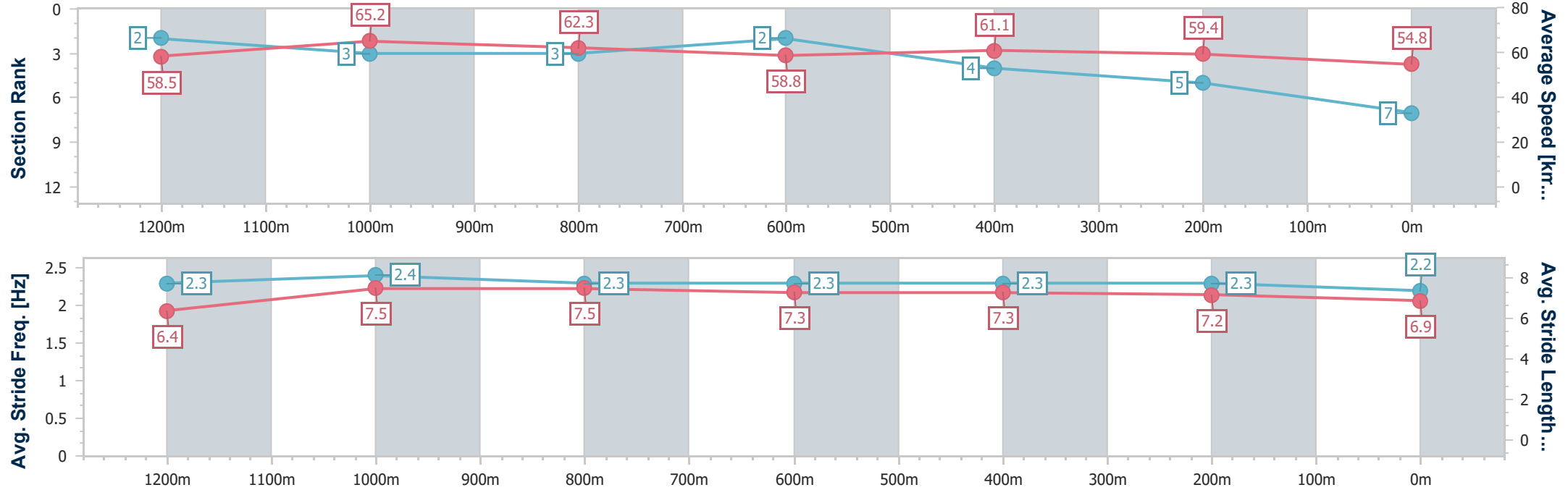
Horse/Jockey Name	Carrara King
Final Rank	7
Fastest Section Time (Section)	0:11.06 (1200m)
Top Speed [km/h] (Section)	66.3 (1200m)
Race State	Finished



Rockhampton QLD Professional
Race 6: Frenchville Sports Club Class 1 Handicap - 1400m
15 March 2025 - 14:15
Track Rating: Soft 6, Weather: Showery, Rail Position: +8m Entire



Section	Overall	1200m	1000m	800m	600m	400m	200m						
Section Times	1:24.49 [7] (0:12.33)	1:12.16 [2] (0:11.06)	1:01.10 [3] (0:11.57)	0:49.53 [3] (0:12.35)	0:37.18 [2] (0:11.84)	0:25.34 [4] (0:12.11)	0:13.23 [5] (0:13.23)						
Average Speed [km/h]	58.5	65.2	62.3	58.8	61.1	59.4	54.8						
Top Speed [km/h]	65.6	66.3	64.4	60.9	62.1	61.4	57.6						
Avg. Dist. to Rail [m]	4.5	1.3	0.2	1.8	3.2	4.9	5.8						
Avg. Stride Freq. [Hz]	2.3	2.4	2.3	2.3	2.3	2.3	2.2						
Avg. Stride Length [m]	6.4	7.5	7.5	7.3	7.3	7.2	6.9						





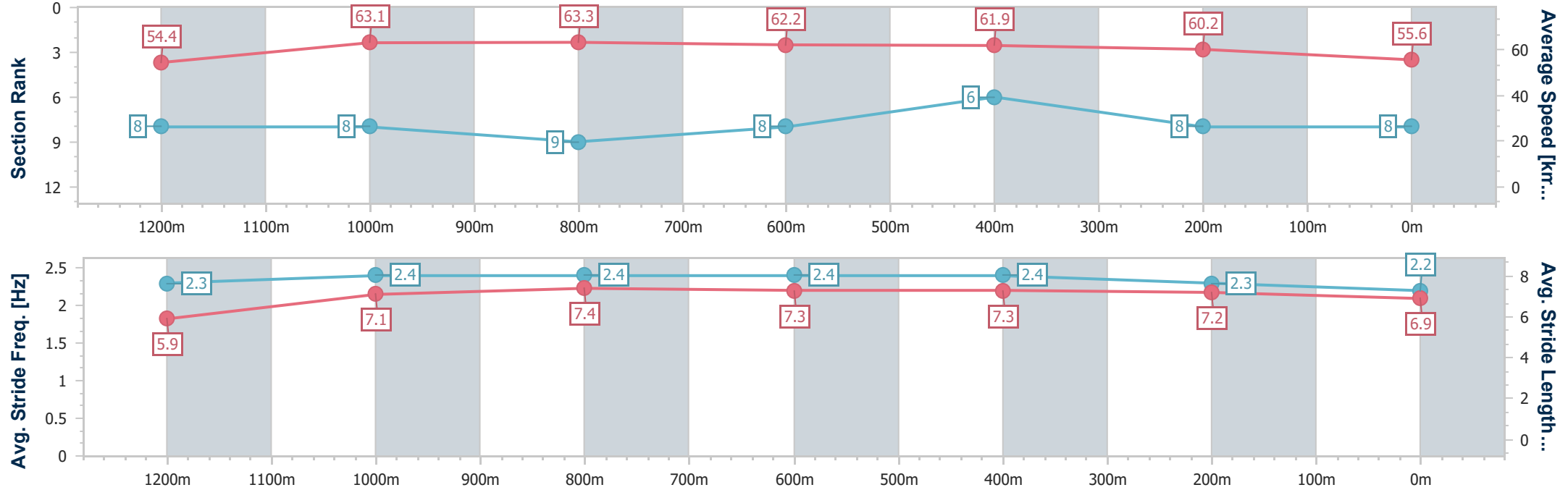
Horse/Jockey Name	Red Vicar
Final Rank	8
Fastest Section Time (Section)	0:11.39 (1000m)
Top Speed [km/h] (Section)	64.7 (1200m)
Race State	Finished



Rockhampton QLD Professional
Race 6: Frenchville Sports Club Class 1 Handicap - 1400m
15 March 2025 - 14:15
Track Rating: Soft 6, Weather: Showery, Rail Position: +8m Entire



Section	Overall	1200m	1000m	800m	600m	400m	200m						
Section Times	1:24.52 [8] (0:13.22)	1:11.30 [8] (0:11.41)	0:59.89 [8] (0:11.39)	0:48.50 [9] (0:11.81)	0:36.69 [8] (0:11.64)	0:25.05 [6] (0:11.96)	0:13.09 [8] (0:13.09)						
Average Speed [km/h]	54.4	63.1	63.3	62.2	61.9	60.2	55.6						
Top Speed [km/h]	61.9	64.7	64.5	64.1	63.2	61.8	57.6						
Avg. Dist. to Rail [m]	3.7	0.5	0.4	2.3	4.7	6.1	8.3						
Avg. Stride Freq. [Hz]	2.3	2.4	2.4	2.4	2.4	2.3	2.2						
Avg. Stride Length [m]	5.9	7.1	7.4	7.3	7.3	7.2	6.9						





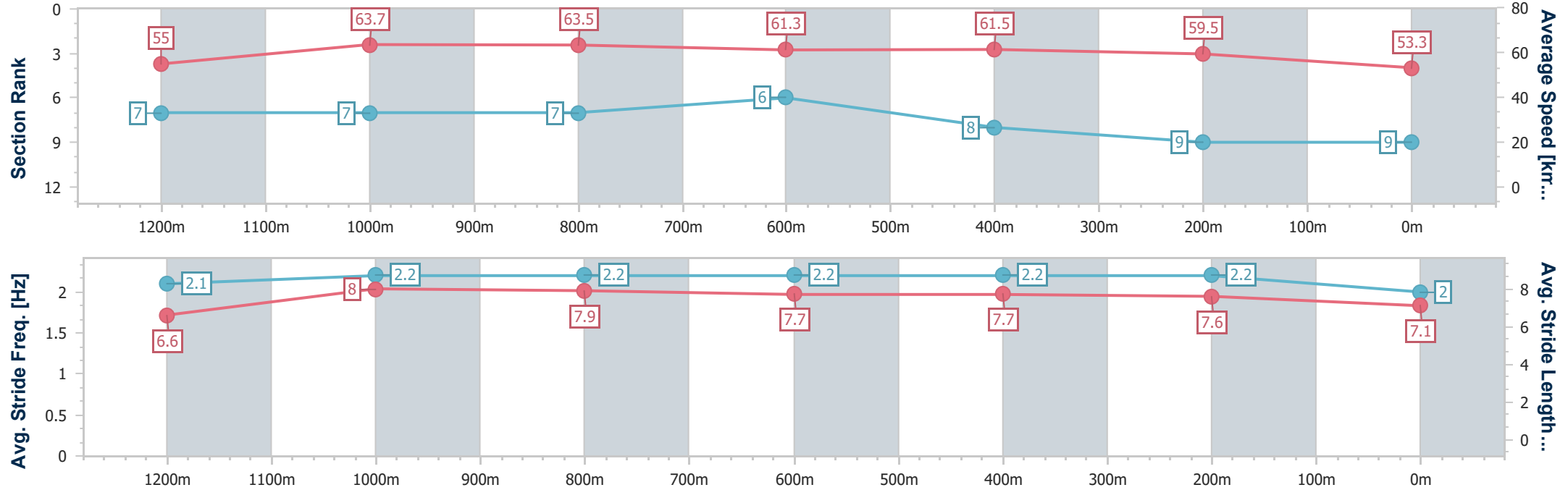
Horse/Jockey Name	Cultural Spirit
Final Rank	9
Fastest Section Time (Section)	0:11.31 (1200m)
Top Speed [km/h] (Section)	66.1 (1000m)
Race State	Finished



Rockhampton QLD Professional
Race 6: Frenchville Sports Club Class 1 Handicap - 1400m
15 March 2025 - 14:15
Track Rating: Soft 6, Weather: Showery, Rail Position: +8m Entire



Section	Overall	1200m	1000m	800m	600m	400m	200m						
Section Times	1:25.23 [9] (0:13.07)	1:12.16 [7] (0:11.31)	1:00.85 [7] (0:11.35)	0:49.50 [7] (0:12.06)	0:37.44 [6] (0:11.74)	0:25.70 [8] (0:12.10)	0:13.60 [9] (0:13.60)						
Average Speed [km/h]	55.0	63.7	63.5	61.3	61.5	59.5	53.3						
Top Speed [km/h]	63.7	66.1	66.1	62.2	62.5	61.4	56.4						
Avg. Dist. to Rail [m]	1.6	0.5	0.5	3.4	6.5	7.9	10.1						
Avg. Stride Freq. [Hz]	2.1	2.2	2.2	2.2	2.2	2.2	2.0						
Avg. Stride Length [m]	6.6	8.0	7.9	7.7	7.7	7.6	7.1						





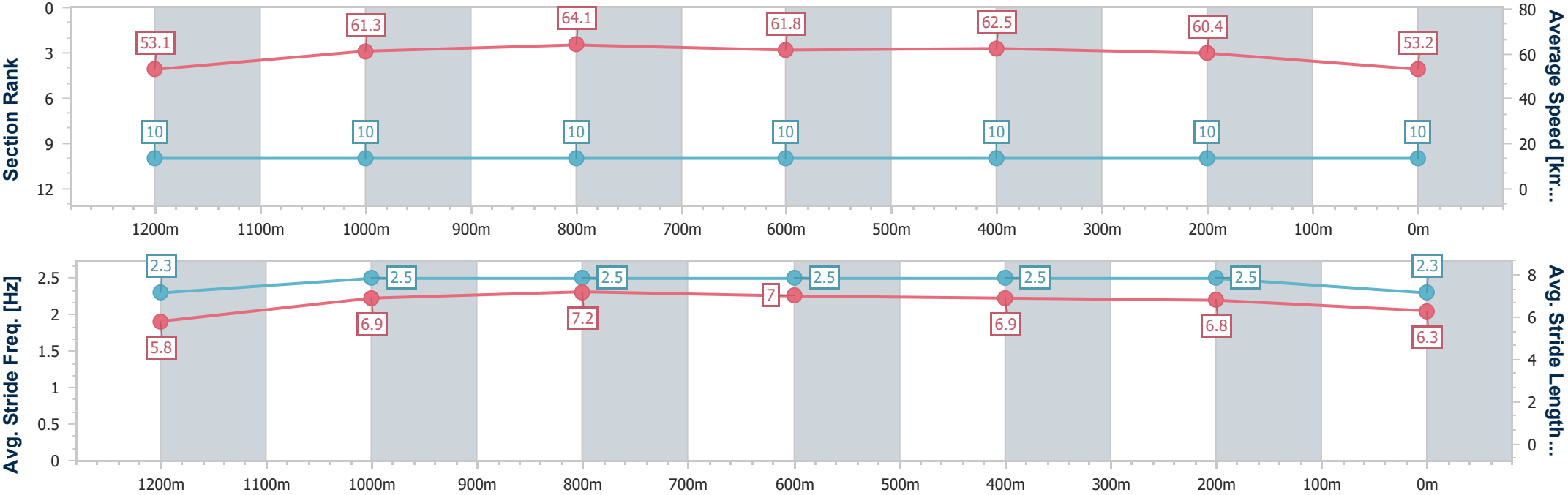
Horse/Jockey Name	Big Shooter
Final Rank	10
Fastest Section Time (Section)	0:11.14 (1000m)
Top Speed [km/h] (Section)	66.9 (600m)
Race State	Finished



Rockhampton QLD Professional
Race 6: Frenchville Sports Club Class 1 Handicap - 1400m
15 March 2025 - 14:15
Track Rating: Soft 6, Weather: Showery, Rail Position: +8m Entire



Section	Overall	1200m	1000m	800m	600m	400m	200m						
Section Times	1:25.34 [10] (0:13.56)	1:11.78 [10] (0:11.73)	1:00.05 [10] (0:11.14)	0:48.91 [10] (0:11.81)	0:37.10 [10] (0:11.53)	0:25.57 [10] (0:11.94)	0:13.63 [10] (0:13.63)						
Average Speed [km/h]	53.1	61.3	64.1	61.8	62.5	60.4	53.2						
Top Speed [km/h]	62.5	64.3	64.9	64.1	66.9	65.9	57.2						
Avg. Dist. to Rail [m]	2.8	1.1	1.1	1.8	2.2	3.2	4.1						
Avg. Stride Freq. [Hz]	2.3	2.5	2.5	2.5	2.5	2.5	2.3						
Avg. Stride Length [m]	5.8	6.9	7.2	7.0	6.9	6.8	6.3						





Rockhampton QLD Professional
Race 7: Brown Brothers Maiden Plate (QTIS bonuses applicable for 3 & 4YO's only) - 1400m
15 March 2025 - 14:55



Track Rating: Soft 6, Weather: Showers, Rail Position: +8m Entire

Section						Overall	1200m	1000m	800m	600m	400m	Last 600m	
Field Times						1:25.22 (0:13.41)	1:11.81 (0:11.78)	1:00.03 (0:12.34)	0:47.69 (0:12.80)	0:34.89 (0:11.83)	0:23.06 (0:11.28)	0:34.89	
Rank	TAB	Horse/Jockey	Barrier	Top Speed [km/h]	Fastest Section								Distance Travelled [m]
1	2	OFFANGO	8	64.9	0:11.28	1:25.22 [1]	1:11.81 [1]	1:00.03 [1]	0:47.69 [1]	0:34.89 [1]	0:23.06 [1]	0:34.89	
		Jackson Murphy		400m	400m	(0:13.41)	(0:11.78)	(0:12.34)	(0:12.80)	(0:11.83)	(0:11.28)		
2	6	DILIGENTE	3	65.3	0:11.15	1:25.24 [2]	1:11.54 [7]	0:59.63 [7]	0:47.12 [6]	0:34.39 [6]	0:22.70 [4]	0:34.39	+3
		Raul Silvera Olivera		400m	400m	(0:13.70)	(0:11.91)	(0:12.51)	(0:12.73)	(0:11.69)	(0:11.15)		
3	3	PRIDE OF SAVABELLA	6	65.4	0:11.15	1:25.34 [3]	1:11.29 [8]	0:59.55 [8]	0:47.03 [8]	0:34.32 [7]	0:22.62 [6]	0:34.32	+6
		Gabrielle Semmens		400m	400m	(0:14.05)	(0:11.74)	(0:12.52)	(0:12.71)	(0:11.70)	(0:11.15)		
4	5	SUPER TALON	9	65.4	0:11.20	1:25.37 [4]	1:11.95 [2]	1:00.12 [2]	0:47.72 [2]	0:34.85 [2]	0:22.98 [2]	0:34.85	+1
		McKenzie Apel		400m	400m	(0:13.42)	(0:11.83)	(0:12.40)	(0:12.87)	(0:11.87)	(0:11.20)		
5	7	SEND THE MONEY	1	64.9	0:11.27	1:25.53 [5]	1:11.84 [6]	1:00.09 [4]	0:47.56 [5]	0:34.86 [3]	0:23.00 [3]	0:34.86	-2
		Liv O'Donnell		400m	400m	(0:13.69)	(0:11.75)	(0:12.53)	(0:12.70)	(0:11.86)	(0:11.27)		
6	4	READY LIGHTLY	4	63.3	0:11.50	1:26.16 [6]	1:12.56 [4]	1:00.74 [3]	0:48.22 [4]	0:35.35 [5]	0:23.57 [5]	0:35.35	+5
		Warwick Satherley		600m	400m	(0:13.60)	(0:11.82)	(0:12.52)	(0:12.87)	(0:11.78)	(0:11.50)		
7	1	TIME TO TURN	5	63.4	0:11.86	1:28.11 [7]	1:14.51 [5]	1:02.65 [5]	0:50.18 [3]	0:37.42 [4]	0:25.38 [7]	0:37.42	+5
		Damien Boutet		1200m	1200m	(0:13.60)	(0:11.86)	(0:12.47)	(0:12.76)	(0:12.04)	(0:12.11)		
8	8	HIGH MAGNITUDE	7	63.5	0:11.95	1:28.59 [8]	1:15.07 [3]	1:03.12 [6]	0:50.30 [7]	0:37.49 [8]	0:25.44 [8]	0:37.49	+7
		Chris McIver		1200m	1200m	(0:13.52)	(0:11.95)	(0:12.82)	(0:12.81)	(0:12.05)	(0:12.32)		

Scratched: Polly Hoffa (#9)



Rockhampton QLD Professional
Race 7: Brown Brothers Maiden Plate (QTIS bonuses applicable for 3 & 4YO's only) - 1400m
15 March 2025 - 14:55



Track Rating: Soft 6, Weather: Showers, Rail Position: +8m Entire

Section Field Times				200m 0:11.78 (0:11.78)		Last 600m 0:34.89			
Rank	TAB	Horse/Jockey	Barrier	Top Speed [km/h]	Fastest Section	Margin			Distance Travelled [m]
1	2	OFFANGO	8	64.9	0:11.28	0:11.78 [1]	1:25.22		0:34.89
		Jackson Murphy		400m	400m	(0:11.78)			
2	6	DILIGENTE	3	65.3	0:11.15	0:11.55 [3]	0.14L		0:34.39 +3
		Raul Silvera Olivera		400m	400m	(0:11.55)			
3	3	PRIDE OF SAVABELLA	6	65.4	0:11.15	0:11.47 [5]	0.74L		0:34.32 +6
		Gabrielle Semmens		400m	400m	(0:11.47)			
4	5	SUPER TALON	9	65.4	0:11.20	0:11.78 [2]	0.92L		0:34.85 +1
		McKenzie Apel		400m	400m	(0:11.78)			
5	7	SEND THE MONEY	1	64.9	0:11.27	0:11.73 [4]	1.86L		0:34.86 -2
		Liv O'Donnell		400m	400m	(0:11.73)			
6	4	READY LIGHTLY	4	63.3	0:11.50	0:12.07 [6]	5.53L		0:35.35 +5
		Warwick Satherley		600m	400m	(0:12.07)			
7	1	TIME TO TURN	5	63.4	0:11.86	0:13.27 [7]	17.02L		0:37.42 +5
		Damien Boutet		1200m	1200m	(0:13.27)			
8	8	HIGH MAGNITUDE	7	63.5	0:11.95	0:13.12 [8]	19.83L		0:37.49 +7
		Chris McIver		1200m	1200m	(0:13.12)			

Scratched: Polly Hoffa (#9)



Horse/Jockey Name	Offango
Final Rank	1
Fastest Section Time (Section)	0:11.28 (400m)
Top Speed [km/h] (Section)	64.9 (400m)
Race State	Finished



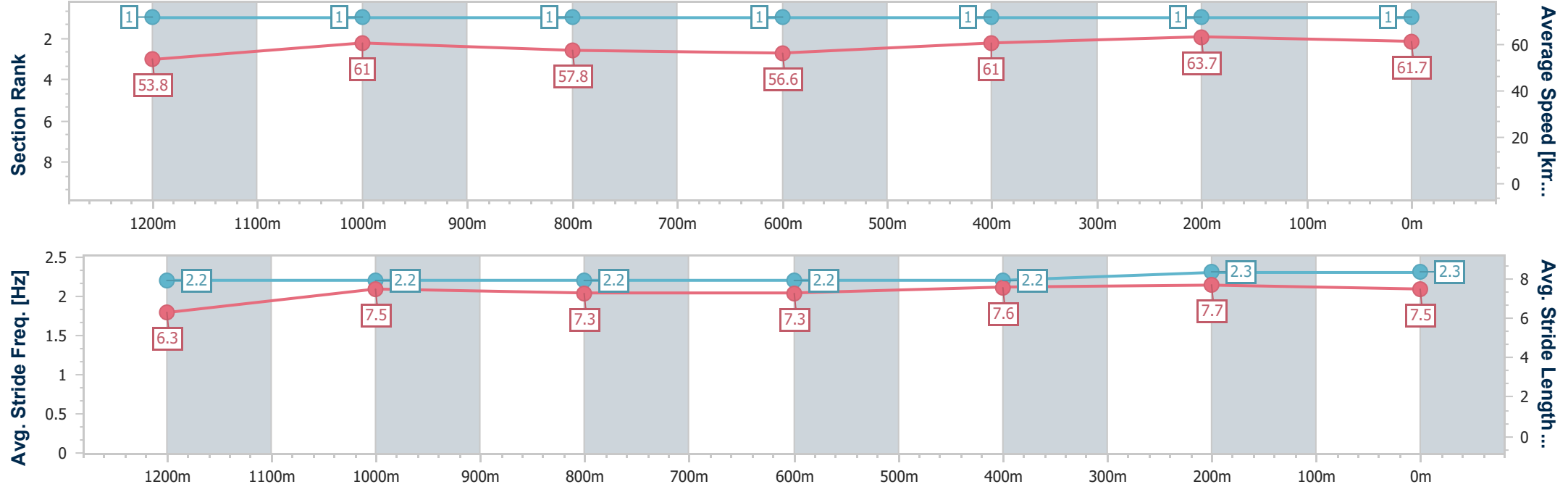
Rockhampton QLD Professional
Race 7: Brown Brothers Maiden Plate (QTIS bonuses
applicable for 3 & 4YO's only) - 1400m

15 March 2025 - 14:55

Track Rating: Soft 6, Weather: Showers, Rail Position: +8m Entire



Section	Overall	1200m	1000m	800m	600m	400m	200m						
Section Times	1:25.22 [1] (0:13.41)	1:11.81 [1] (0:11.78)	1:00.03 [1] (0:12.34)	0:47.69 [1] (0:12.80)	0:34.89 [1] (0:11.83)	0:23.06 [1] (0:11.28)	0:11.78 [1] (0:11.78)						
Average Speed [km/h]	53.8	61.0	57.8	56.6	61.0	63.7	61.7						
Top Speed [km/h]	62.5	62.5	60.7	58.4	64.1	64.9	63.1						
Avg. Dist. to Rail [m]	3.7	0.9	1.5	1.2	2.3	2.6	3.6						
Avg. Stride Freq. [Hz]	2.2	2.2	2.2	2.2	2.2	2.3	2.3						
Avg. Stride Length [m]	6.3	7.5	7.3	7.3	7.6	7.7	7.5						





Horse/Jockey Name	Diligente
Final Rank	2
Fastest Section Time (Section)	0:11.15 (400m)
Top Speed [km/h] (Section)	65.3 (400m)
Race State	Finished



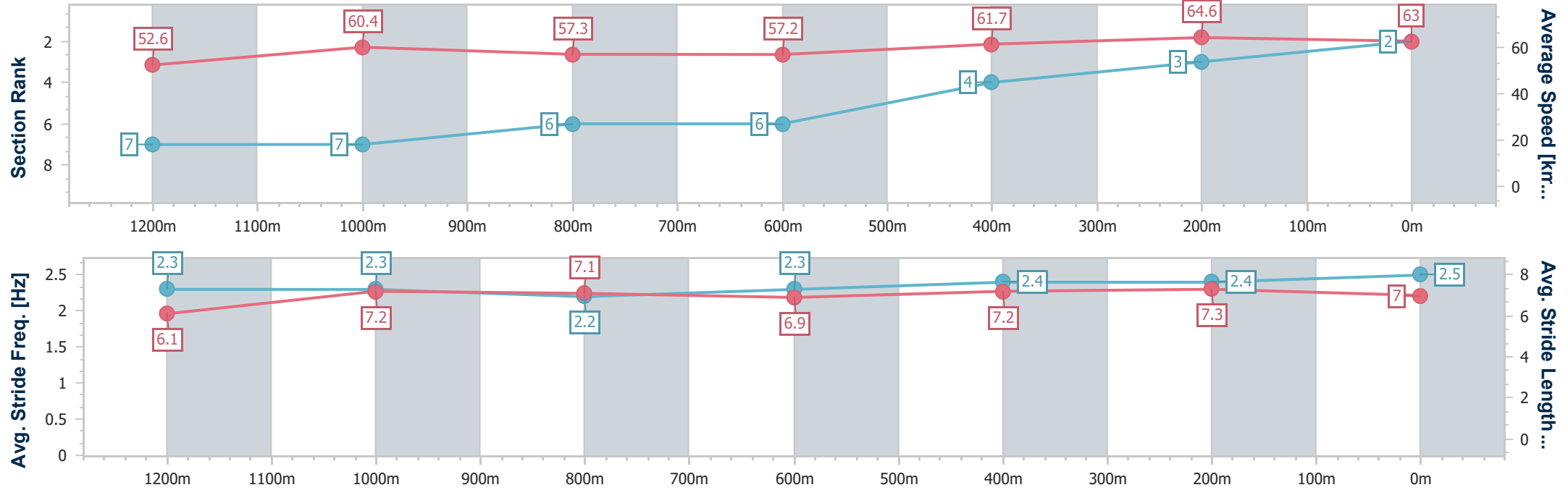
Rockhampton QLD Professional
Race 7: Brown Brothers Maiden Plate (QTIS bonuses
applicable for 3 & 4YO's only) - 1400m

15 March 2025 - 14:55

Track Rating: Soft 6, Weather: Showers, Rail Position: +8m Entire



Section	Overall	1200m	1000m	800m	600m	400m	200m						
Section Times	1:25.24 [2] (0:13.70)	1:11.54 [7] (0:11.91)	0:59.63 [7] (0:12.51)	0:47.12 [6] (0:12.73)	0:34.39 [6] (0:11.69)	0:22.70 [4] (0:11.15)	0:11.55 [3] (0:11.55)						
Average Speed [km/h]	52.6	60.4	57.3	57.2	61.7	64.6	63.0						
Top Speed [km/h]	64.4	63.0	59.8	59.3	63.0	65.3	65.2						
Avg. Dist. to Rail [m]	1.0	0.5	1.0	1.6	2.9	3.0	6.9						
Avg. Stride Freq. [Hz]	2.3	2.3	2.2	2.3	2.4	2.4	2.5						
Avg. Stride Length [m]	6.1	7.2	7.1	6.9	7.2	7.3	7.0						





Horse/Jockey Name	Pride Of Savabella
Final Rank	3
Fastest Section Time (Section)	0:11.15 (400m)
Top Speed [km/h] (Section)	65.4 (400m)
Race State	Finished



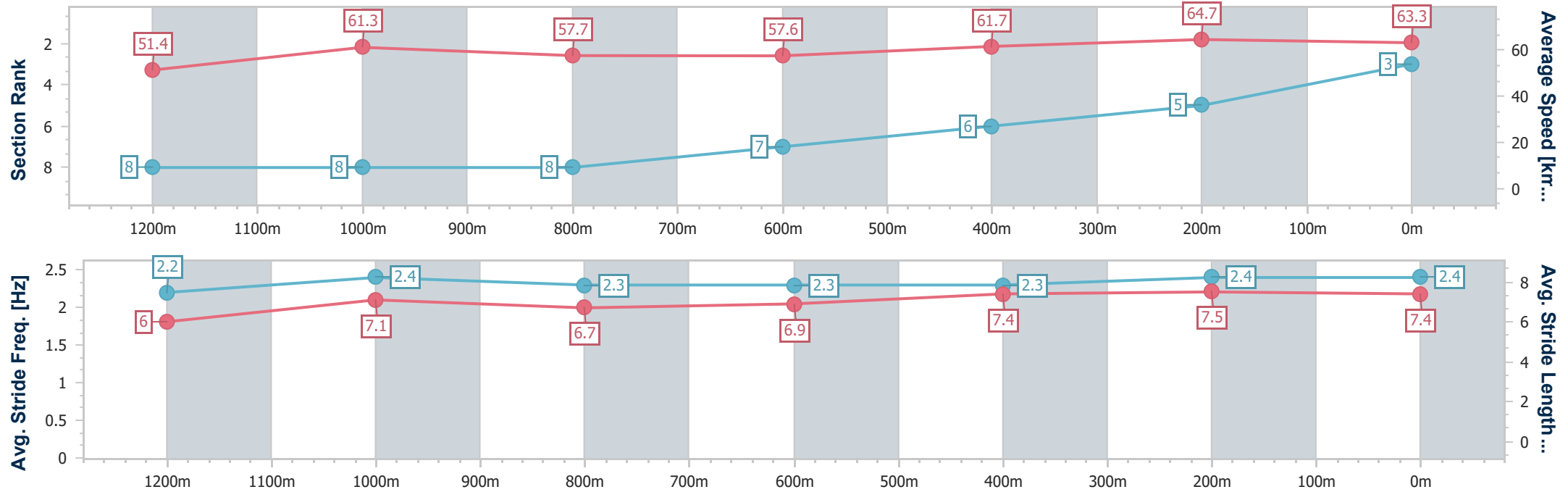
Rockhampton QLD Professional
Race 7: Brown Brothers Maiden Plate (QTIS bonuses
applicable for 3 & 4YO's only) - 1400m

15 March 2025 - 14:55

Track Rating: Soft 6, Weather: Showers, Rail Position: +8m Entire



Section	Overall	1200m	1000m	800m	600m	400m	200m						
Section Times	1:25.34 [3] (0:14.05)	1:11.29 [8] (0:11.74)	0:59.55 [8] (0:12.52)	0:47.03 [8] (0:12.71)	0:34.32 [7] (0:11.70)	0:22.62 [6] (0:11.15)	0:11.47 [5] (0:11.47)						
Average Speed [km/h]	51.4	61.3	57.7	57.6	61.7	64.7	63.3						
Top Speed [km/h]	63.5	63.5	60.4	58.7	64.3	65.4	65.4						
Avg. Dist. to Rail [m]	2.7	0.4	0.5	2.5	5.8	7.3	7.7						
Avg. Stride Freq. [Hz]	2.2	2.4	2.3	2.3	2.3	2.4	2.4						
Avg. Stride Length [m]	6.0	7.1	6.7	6.9	7.4	7.5	7.4						





Horse/Jockey Name	Super Talon
Final Rank	4
Fastest Section Time (Section)	0:11.20 (400m)
Top Speed [km/h] (Section)	65.4 (400m)
Race State	Finished



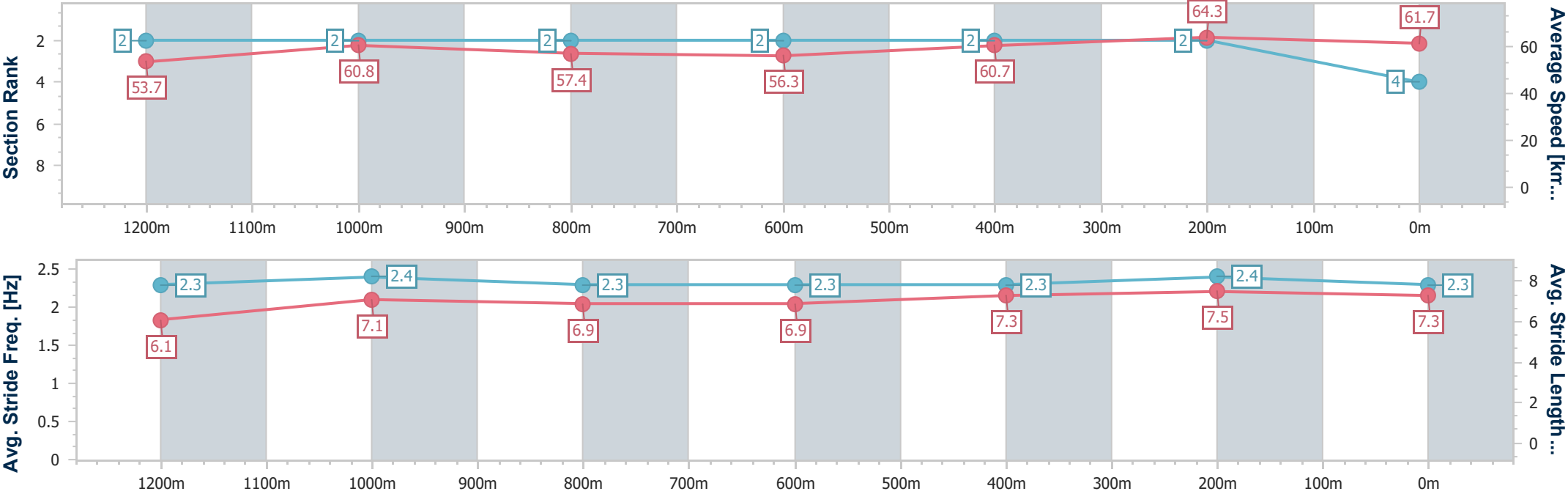
Rockhampton QLD Professional
Race 7: Brown Brothers Maiden Plate (QTIS bonuses
applicable for 3 & 4YO's only) - 1400m

15 March 2025 - 14:55

Track Rating: Soft 6, Weather: Showers, Rail Position: +8m Entire



Section	Overall	1200m	1000m	800m	600m	400m	200m						
Section Times	1:25.37 [4] (0:13.42)	1:11.95 [2] (0:11.83)	1:00.12 [2] (0:12.40)	0:47.72 [2] (0:12.87)	0:34.85 [2] (0:11.87)	0:22.98 [2] (0:11.20)	0:11.78 [2] (0:11.78)						
Average Speed [km/h]	53.7	60.8	57.4	56.3	60.7	64.3	61.7						
Top Speed [km/h]	64.1	64.0	60.5	57.4	63.4	65.4	63.8						
Avg. Dist. to Rail [m]	4.8	1.1	1.8	1.5	3.6	3.9	4.6						
Avg. Stride Freq. [Hz]	2.3	2.4	2.3	2.3	2.3	2.4	2.3						
Avg. Stride Length [m]	6.1	7.1	6.9	6.9	7.3	7.5	7.3						





Horse/Jockey Name	Send The Money
Final Rank	5
Fastest Section Time (Section)	0:11.27 (400m)
Top Speed [km/h] (Section)	64.9 (400m)
Race State	Finished



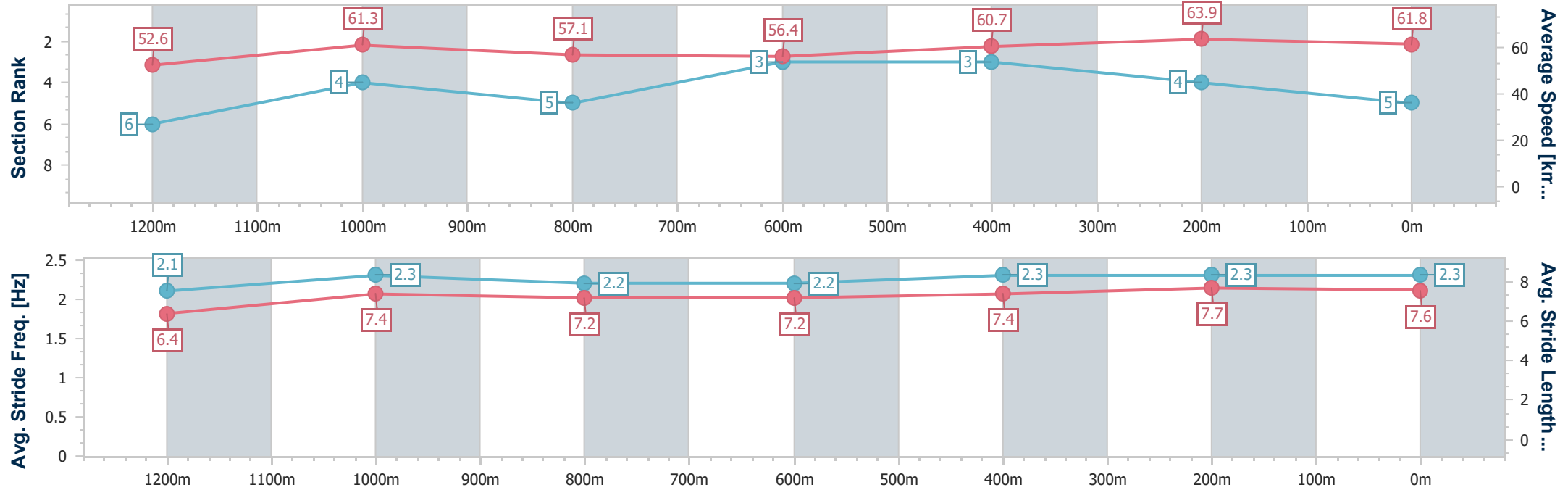
Rockhampton QLD Professional
Race 7: Brown Brothers Maiden Plate (QTIS bonuses
applicable for 3 & 4YO's only) - 1400m

15 March 2025 - 14:55

Track Rating: Soft 6, Weather: Showers, Rail Position: +8m Entire



Section	Overall	1200m	1000m	800m	600m	400m	200m						
Section Times	1:25.53 [5] (0:13.69)	1:11.84 [6] (0:11.75)	1:00.09 [4] (0:12.53)	0:47.56 [5] (0:12.70)	0:34.86 [3] (0:11.86)	0:23.00 [3] (0:11.27)	0:11.73 [4] (0:11.73)						
Average Speed [km/h]	52.6	61.3	57.1	56.4	60.7	63.9	61.8						
Top Speed [km/h]	63.5	63.5	59.8	58.0	64.2	64.9	63.0						
Avg. Dist. to Rail [m]	1.0	0.8	1.0	0.8	1.8	1.6	2.0						
Avg. Stride Freq. [Hz]	2.1	2.3	2.2	2.2	2.3	2.3	2.3						
Avg. Stride Length [m]	6.4	7.4	7.2	7.2	7.4	7.7	7.6						





Horse/Jockey Name	Ready Lightly
Final Rank	6
Fastest Section Time (Section)	0:11.50 (400m)
Top Speed [km/h] (Section)	63.3 (600m)
Race State	Finished



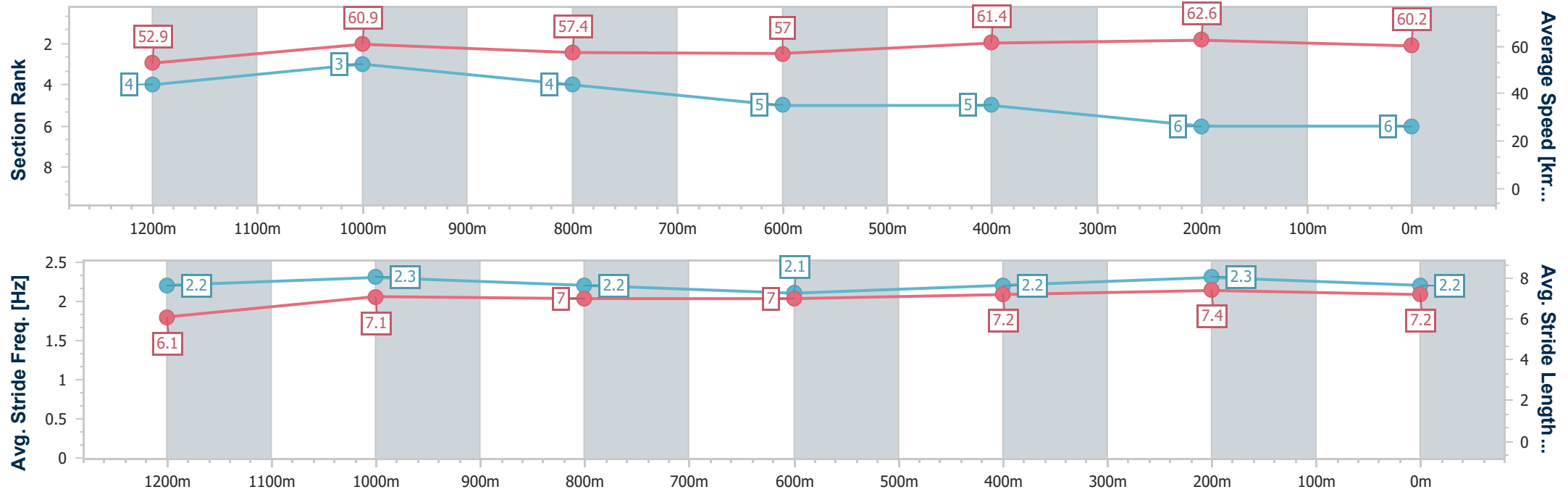
Rockhampton QLD Professional
Race 7: Brown Brothers Maiden Plate (QTIS bonuses
applicable for 3 & 4YO's only) - 1400m

15 March 2025 - 14:55

Track Rating: Soft 6, Weather: Showers, Rail Position: +8m Entire



Section	Overall	1200m	1000m	800m	600m	400m	200m						
Section Times	1:26.16 [6] (0:13.60)	1:12.56 [4] (0:11.82)	1:00.74 [3] (0:12.52)	0:48.22 [4] (0:12.87)	0:35.35 [5] (0:11.78)	0:23.57 [5] (0:11.50)	0:12.07 [6] (0:12.07)						
Average Speed [km/h]	52.9	60.9	57.4	57.0	61.4	62.6	60.2						
Top Speed [km/h]	63.0	62.3	59.6	57.9	63.3	63.2	62.0						
Avg. Dist. to Rail [m]	1.4	1.4	1.1	2.6	4.8	6.6	7.8						
Avg. Stride Freq. [Hz]	2.2	2.3	2.2	2.1	2.2	2.3	2.2						
Avg. Stride Length [m]	6.1	7.1	7.0	7.0	7.2	7.4	7.2						





Horse/Jockey Name	Time To Turn
Final Rank	7
Fastest Section Time (Section)	0:11.86 (1200m)
Top Speed [km/h] (Section)	63.4 (1200m)
Race State	Finished



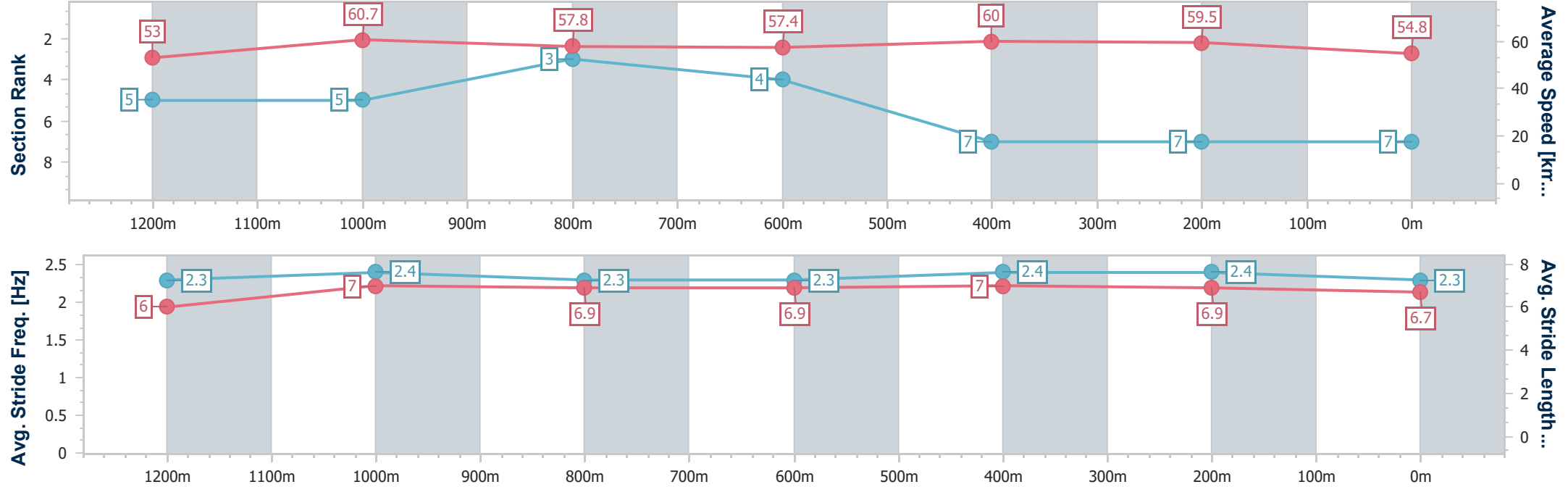
Rockhampton QLD Professional
Race 7: Brown Brothers Maiden Plate (QTIS bonuses
applicable for 3 & 4YO's only) - 1400m

15 March 2025 - 14:55

Track Rating: Soft 6, Weather: Showers, Rail Position: +8m Entire



Section	Overall	1200m	1000m	800m	600m	400m	200m						
Section Times	1:28.11 [7] (0:13.60)	1:14.51 [5] (0:11.86)	1:02.65 [5] (0:12.47)	0:50.18 [3] (0:12.76)	0:37.42 [4] (0:12.04)	0:25.38 [7] (0:12.11)	0:13.27 [7] (0:13.27)						
Average Speed [km/h]	53.0	60.7	57.8	57.4	60.0	59.5	54.8						
Top Speed [km/h]	63.4	63.4	60.2	59.0	61.5	61.5	57.5						
Avg. Dist. to Rail [m]	2.4	0.4	0.3	2.5	5.0	4.9	4.6						
Avg. Stride Freq. [Hz]	2.3	2.4	2.3	2.3	2.4	2.4	2.3						
Avg. Stride Length [m]	6.0	7.0	6.9	6.9	7.0	6.9	6.7						





Horse/Jockey Name	High Magnitude
Final Rank	8
Fastest Section Time (Section)	0:11.95 (1200m)
Top Speed [km/h] (Section)	63.5 (1200m)
Race State	Finished



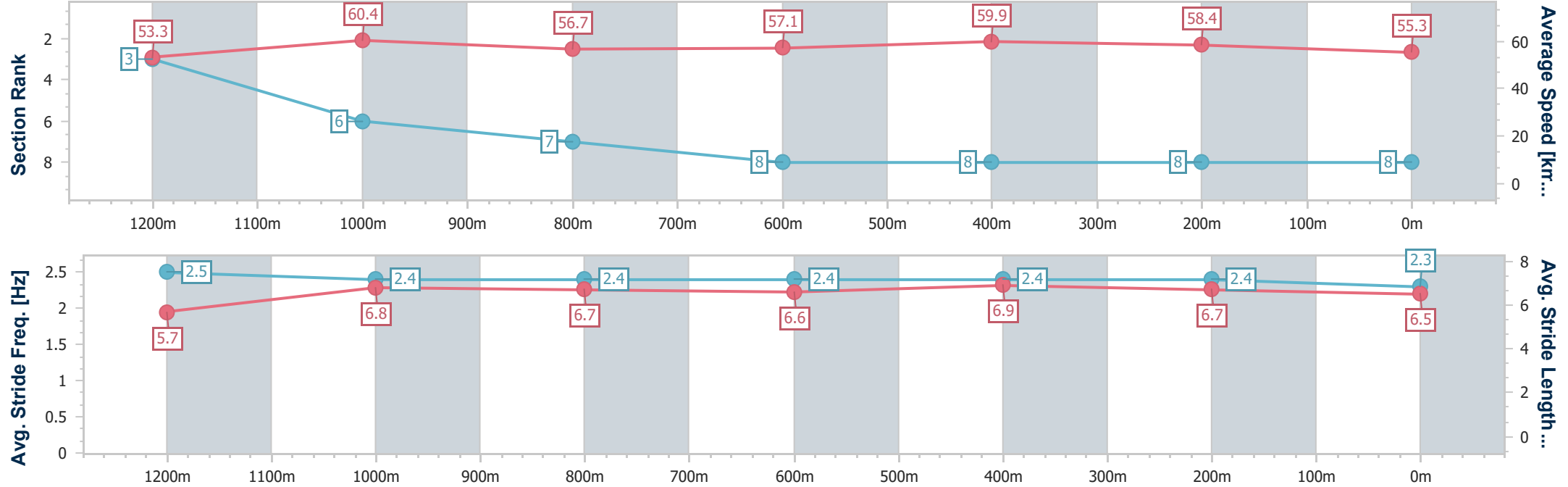
Rockhampton QLD Professional
Race 7: Brown Brothers Maiden Plate (QTIS bonuses
applicable for 3 & 4YO's only) - 1400m

15 March 2025 - 14:55

Track Rating: Soft 6, Weather: Showers, Rail Position: +8m Entire



Section	Overall	1200m	1000m	800m	600m	400m	200m						
Section Times	1:28.59 [8] (0:13.52)	1:15.07 [3] (0:11.95)	1:03.12 [6] (0:12.82)	0:50.30 [7] (0:12.81)	0:37.49 [8] (0:12.05)	0:25.44 [8] (0:12.32)	0:13.12 [8] (0:13.12)						
Average Speed [km/h]	53.3	60.4	56.7	57.1	59.9	58.4	55.3						
Top Speed [km/h]	63.2	63.5	57.8	58.6	60.8	60.3	59.3						
Avg. Dist. to Rail [m]	3.9	1.9	1.9	2.2	5.4	5.3	6.2						
Avg. Stride Freq. [Hz]	2.5	2.4	2.4	2.4	2.4	2.4	2.3						
Avg. Stride Length [m]	5.7	6.8	6.7	6.6	6.9	6.7	6.5						





Rockhampton QLD Professional

Race 8: Get your CYS Calcutta Tickets Maiden Plate - 1050m

15 March 2025 - 15:38



Track Rating: Soft 6, Weather: Showers, Rail Position: +8m Entire

Section						Overall	1000m	800m	600m	400m	200m	Last 600m		
Field Times						0:59.89 (0:04.24)	0:55.65 (0:11.36)	0:44.29 (0:11.18)	0:33.11 (0:10.73)	0:22.38 (0:10.64)	0:11.74 (0:11.74)	0:33.11		
Rank	TAB	Horse/Jockey	Barrier	Top Speed [km/h]	Fastest Section							Margin	Distance Travelled [m]	
1	4	KAI MONDO	2	69.2	0:04.35	0:59.89 [1]	0:55.54 [3]	0:44.28 [2]	0:33.11 [1]	0:22.38 [1]	0:11.74 [1]	0:59.89	0:33.11	
		Liv O'Donnell		400m	Overall	(0:04.35)	(0:11.26)	(0:11.17)	(0:10.73)	(0:10.64)	(0:11.74)			
2	9	SHEEZA FLING	6	68.4	0:04.55	1:01.22 [2]	0:56.67 [6]	0:45.36 [5]	0:33.92 [5]	0:23.25 [4]	0:12.20 [3]	7.86L	0:33.92	+2
		Nikki Olzard		600m	Overall	(0:04.55)	(0:11.31)	(0:11.44)	(0:10.67)	(0:11.05)	(0:12.20)			
3	1	DETERMINATION	9	67.8	0:04.24	1:01.36 [3]	0:57.12 [1]	0:45.70 [3]	0:34.34 [2]	0:23.56 [2]	0:12.49 [2]	8.67L	0:34.34	+7
		McKenzie Apel		400m	Overall	(0:04.24)	(0:11.42)	(0:11.36)	(0:10.78)	(0:11.07)	(0:12.49)			
4	3	OVERIMPATIENT	8	68.2	0:04.33	1:01.75 [4]	0:57.42 [2]	0:46.15 [1]	0:34.65 [3]	0:23.86 [3]	0:12.62 [4]	10.94L	0:34.65	+9
		Jackson Murphy		600m	Overall	(0:04.33)	(0:11.27)	(0:11.50)	(0:10.79)	(0:11.24)	(0:12.62)			
5	6	THREE TEES	4	67.4	0:04.58	1:01.97 [5]	0:57.39 [7]	0:45.69 [7]	0:34.33 [7]	0:23.38 [7]	0:12.16 [6]	12.23L	0:34.33	+5
		Gabrielle Semmens		600m	Overall	(0:04.58)	(0:11.70)	(0:11.36)	(0:10.95)	(0:11.22)	(0:12.16)			
6	8	MISHANI SUNSET	3	66.7	0:04.67	1:02.10 [6]	0:57.43 [8]	0:45.83 [6]	0:34.59 [6]	0:23.60 [6]	0:12.28 [7]	13.02L	0:34.59	+0
		Raul Silvera Olivera		600m	Overall	(0:04.67)	(0:11.60)	(0:11.24)	(0:10.99)	(0:11.32)	(0:12.28)			
7	7	LONG PLAY	1	67.3	0:04.45	1:02.12 [7]	0:57.67 [4]	0:46.33 [4]	0:34.99 [4]	0:24.11 [5]	0:12.79 [5]	13.13L	0:34.99	-1
		Warwick Satherley		600m	Overall	(0:04.45)	(0:11.34)	(0:11.34)	(0:10.88)	(0:11.32)	(0:12.79)			
8	5	MARANOA METEOR	7	65.7	0:04.80	1:02.40 [8]	0:57.60 [9]	0:45.76 [9]	0:34.40 [8]	0:23.30 [8]	0:12.14 [8]	14.75L	0:34.40	+1
		Tasha Chambers		600m	Overall	(0:04.80)	(0:11.84)	(0:11.36)	(0:11.10)	(0:11.16)	(0:12.14)			
9	2	JUNGLE REINE	5	67.6	0:04.49	1:02.77 [9]	0:58.28 [5]	0:46.38 [8]	0:34.67 [9]	0:23.53 [9]	0:12.38 [9]	16.93L	0:34.67	+12
		Chris McIver		600m	Overall	(0:04.49)	(0:11.90)	(0:11.71)	(0:11.14)	(0:11.15)	(0:12.38)			



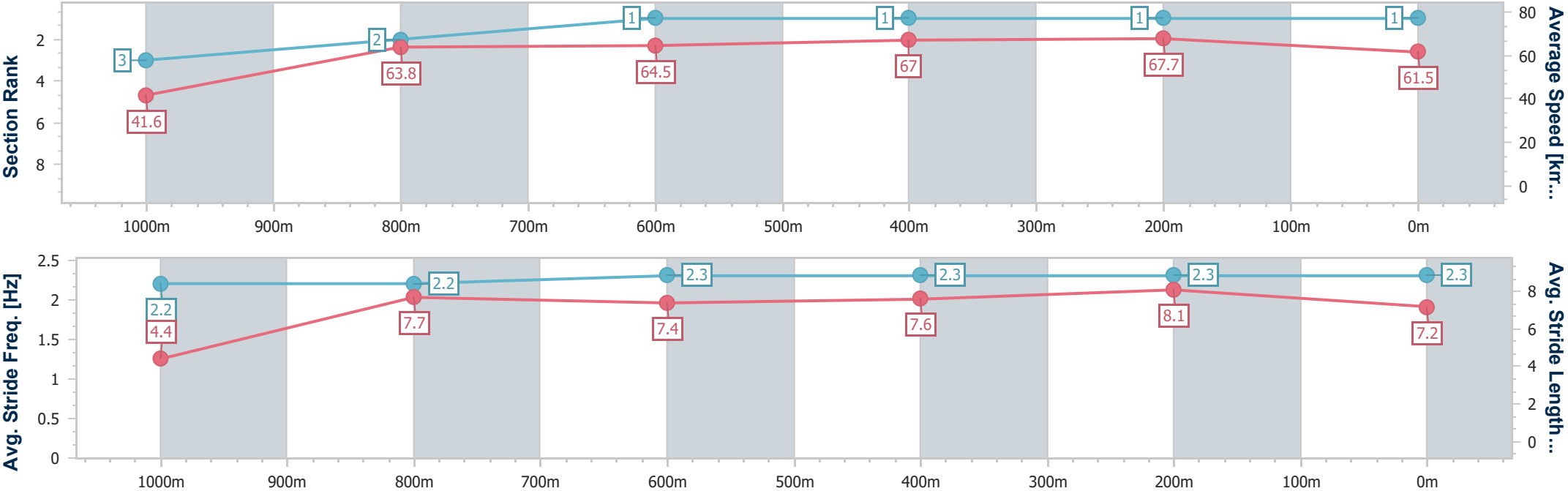
Horse/Jockey Name	Kai Mondo
Final Rank	1
Fastest Section Time (Section)	0:04.35 (Overall)
Top Speed [km/h] (Section)	69.2 (400m)
Race State	Finished



Rockhampton QLD Professional
Race 8: Get your CYS Calcutta Tickets Maiden Plate - 1050m
15 March 2025 - 15:38
Track Rating: Soft 6, Weather: Showers, Rail Position: +8m Entire



Section	Overall	1000m	800m	600m	400m	200m								
Section Times	0:59.89 [1] (0:04.35)	0:55.54 [3] (0:11.26)	0:44.28 [2] (0:11.17)	0:33.11 [1] (0:10.73)	0:22.38 [1] (0:10.64)	0:11.74 [1] (0:11.74)								
Average Speed [km/h]	41.6	63.8	64.5	67.0	67.7	61.5								
Top Speed [km/h]	58.3	65.6	67.2	68.6	69.2	65.2								
Avg. Dist. to Rail [m]	1.6	0.4	0.4	0.1	0.3	1.9								
Avg. Stride Freq. [Hz]	2.2	2.2	2.3	2.3	2.3	2.3								
Avg. Stride Length [m]	4.4	7.7	7.4	7.6	8.1	7.2								





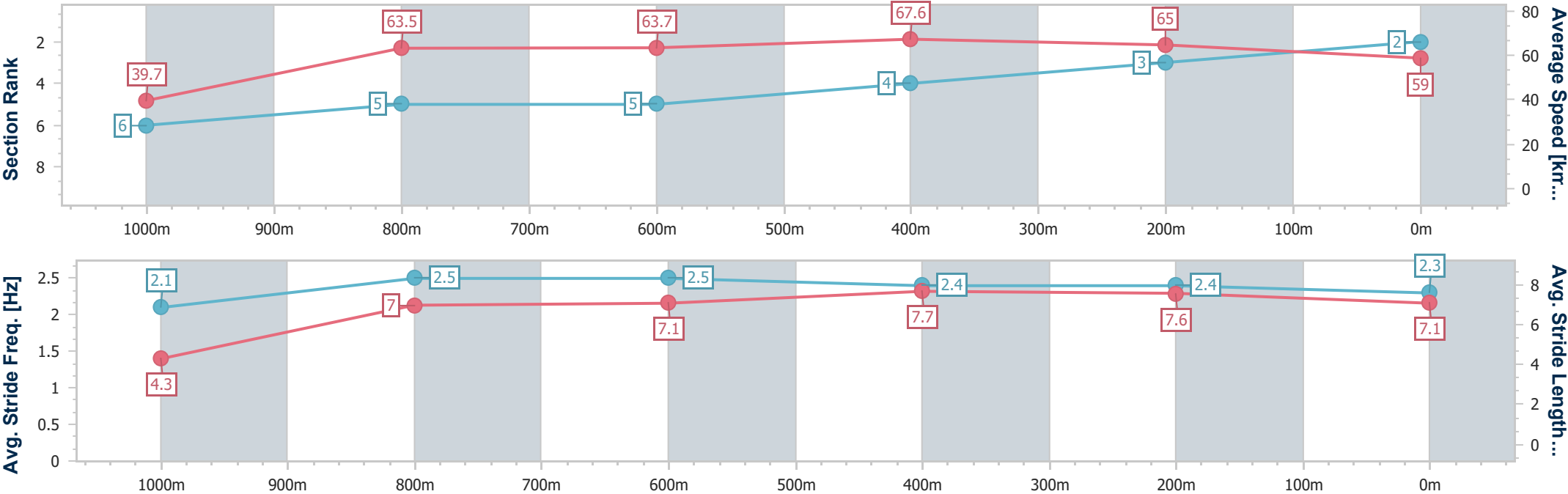
Horse/Jockey Name	Sheeza Fling
Final Rank	2
Fastest Section Time (Section)	0:04.55 (Overall)
Top Speed [km/h] (Section)	68.4 (600m)
Race State	Finished



Rockhampton QLD Professional
Race 8: Get your CYS Calcutta Tickets Maiden Plate - 1050m
15 March 2025 - 15:38
Track Rating: Soft 6, Weather: Showers, Rail Position: +8m Entire



Section	Overall	1000m	800m	600m	400m	200m								
Section Times	1:01.22 [2] (0:04.55)	0:56.67 [6] (0:11.31)	0:45.36 [5] (0:11.44)	0:33.92 [5] (0:10.67)	0:23.25 [4] (0:11.05)	0:12.20 [3] (0:12.20)								
Average Speed [km/h]	39.7	63.5	63.7	67.6	65.0	59.0								
Top Speed [km/h]	57.3	65.6	64.7	68.4	68.1	61.8								
Avg. Dist. to Rail [m]	6.1	1.0	1.6	3.6	5.5	6.9								
Avg. Stride Freq. [Hz]	2.1	2.5	2.5	2.4	2.4	2.3								
Avg. Stride Length [m]	4.3	7.0	7.1	7.7	7.6	7.1								





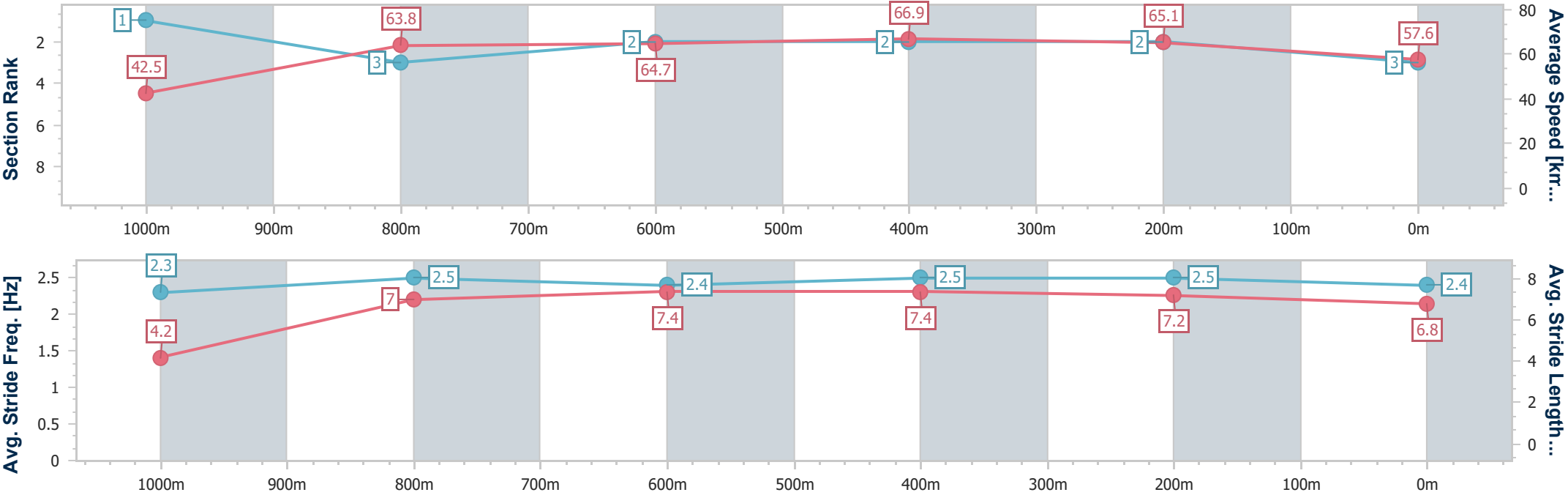
Horse/Jockey Name	Determination
Final Rank	3
Fastest Section Time (Section)	0:04.24 (Overall)
Top Speed [km/h] (Section)	67.8 (400m)
Race State	Finished



Rockhampton QLD Professional
Race 8: Get your CYS Calcutta Tickets Maiden Plate - 1050m
15 March 2025 - 15:38
Track Rating: Soft 6, Weather: Showers, Rail Position: +8m Entire



Section	Overall	1000m	800m	600m	400m	200m								
Section Times	1:01.36 [3] (0:04.24)	0:57.12 [1] (0:11.42)	0:45.70 [3] (0:11.36)	0:34.34 [2] (0:10.78)	0:23.56 [2] (0:11.07)	0:12.49 [2] (0:12.49)								
Average Speed [km/h]	42.5	63.8	64.7	66.9	65.1	57.6								
Top Speed [km/h]	56.9	65.9	65.5	67.8	67.8	61.5								
Avg. Dist. to Rail [m]	8.1	2.5	2.8	2.6	3.8	2.7								
Avg. Stride Freq. [Hz]	2.3	2.5	2.4	2.5	2.5	2.4								
Avg. Stride Length [m]	4.2	7.0	7.4	7.4	7.2	6.8								





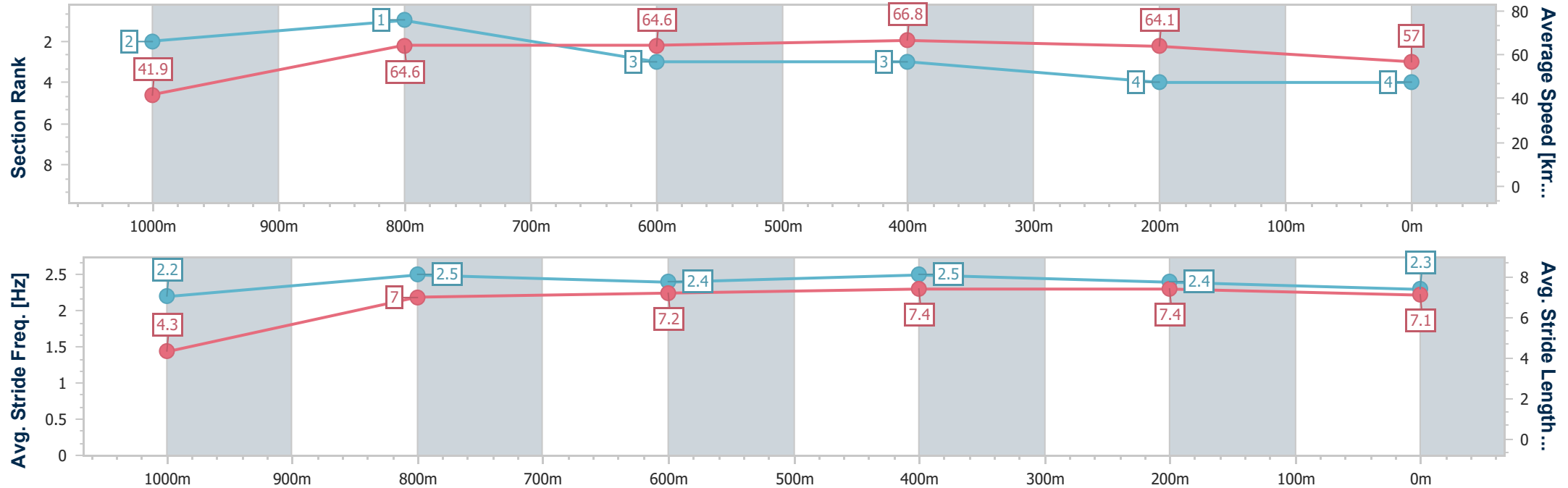
Horse/Jockey Name	Overimpatient
Final Rank	4
Fastest Section Time (Section)	0:04.33 (Overall)
Top Speed [km/h] (Section)	68.2 (600m)
Race State	Finished



Rockhampton QLD Professional
Race 8: Get your CYS Calcutta Tickets Maiden Plate - 1050m
15 March 2025 - 15:38
Track Rating: Soft 6, Weather: Showers, Rail Position: +8m Entire



Section	Overall	1000m	800m	600m	400m	200m								
Section Times	1:01.75 [4] (0:04.33)	0:57.42 [2] (0:11.27)	0:46.15 [1] (0:11.50)	0:34.65 [3] (0:10.79)	0:23.86 [3] (0:11.24)	0:12.62 [4] (0:12.62)								
Average Speed [km/h]	41.9	64.6	64.6	66.8	64.1	57.0								
Top Speed [km/h]	56.8	67.6	66.1	68.2	66.6	61.2								
Avg. Dist. to Rail [m]	8.0	2.3	4.2	2.2	3.4	3.9								
Avg. Stride Freq. [Hz]	2.2	2.5	2.4	2.5	2.4	2.3								
Avg. Stride Length [m]	4.3	7.0	7.2	7.4	7.4	7.1								





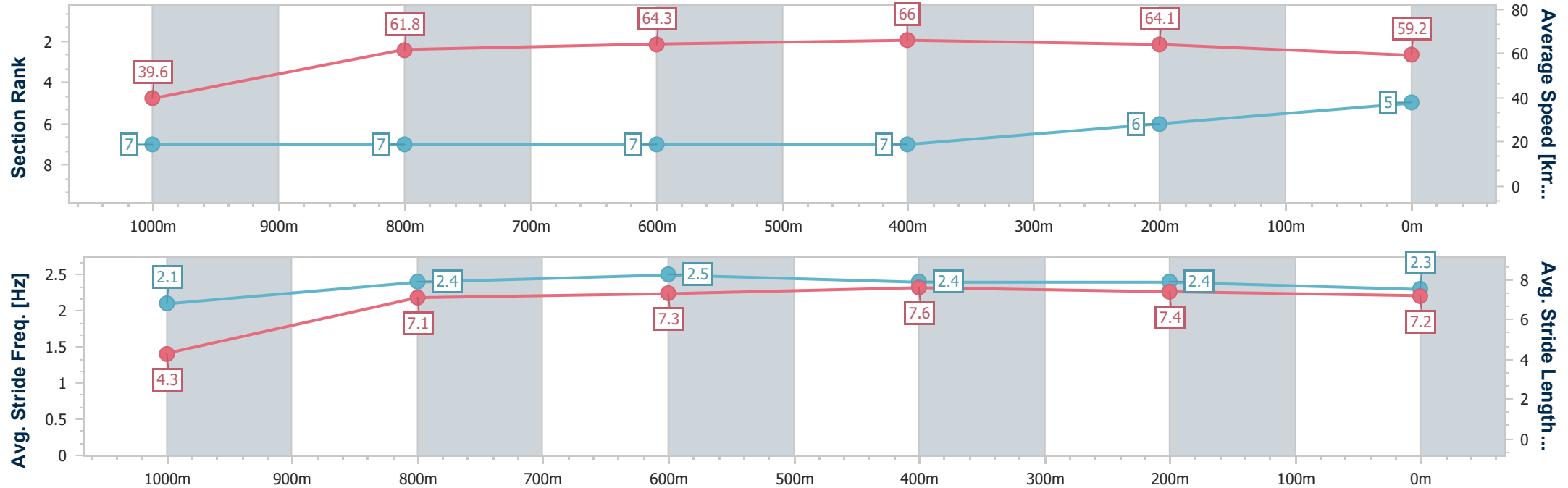
Horse/Jockey Name	Three Tees
Final Rank	5
Fastest Section Time (Section)	0:04.58 (Overall)
Top Speed [km/h] (Section)	67.4 (600m)
Race State	Finished



Rockhampton QLD Professional
Race 8: Get your CYS Calcutta Tickets Maiden Plate - 1050m
15 March 2025 - 15:38
Track Rating: Soft 6, Weather: Showers, Rail Position: +8m Entire



Section	Overall	1000m	800m	600m	400m	200m								
Section Times	1:01.97 [5] (0:04.58)	0:57.39 [7] (0:11.70)	0:45.69 [7] (0:11.36)	0:34.33 [7] (0:10.95)	0:23.38 [7] (0:11.22)	0:12.16 [6] (0:12.16)								
Average Speed [km/h]	39.6	61.8	64.3	66.0	64.1	59.2								
Top Speed [km/h]	55.0	65.4	65.5	67.4	66.1	61.6								
Avg. Dist. to Rail [m]	4.9	1.0	2.0	4.6	6.6	7.3								
Avg. Stride Freq. [Hz]	2.1	2.4	2.5	2.4	2.4	2.3								
Avg. Stride Length [m]	4.3	7.1	7.3	7.6	7.4	7.2								





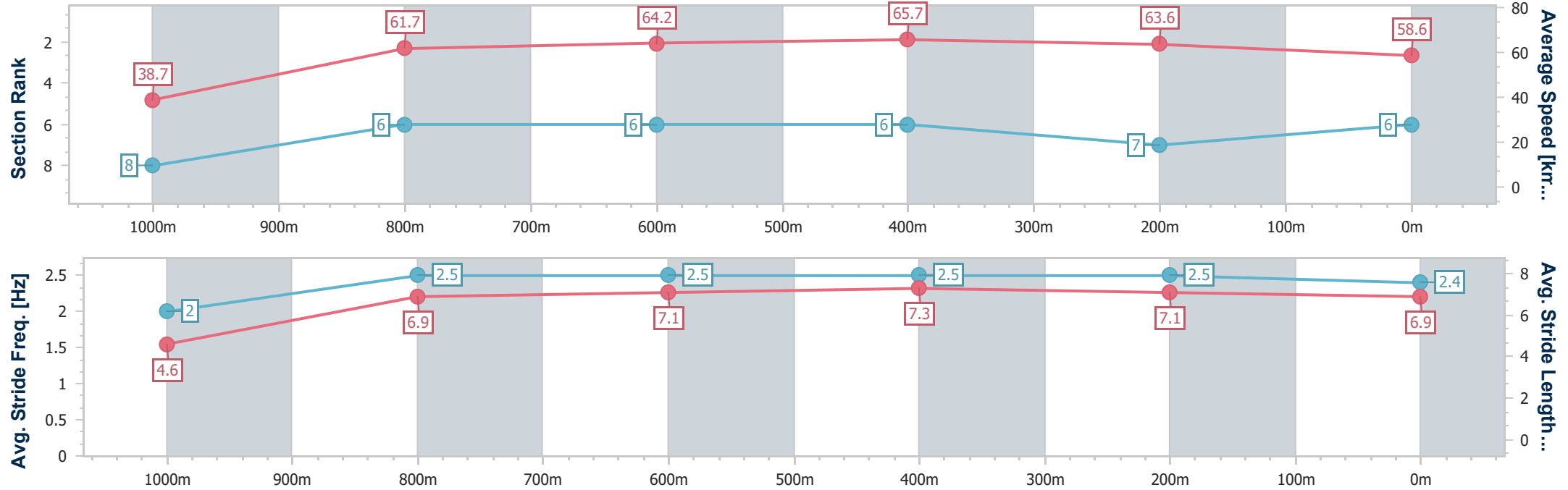
Horse/Jockey Name	Mishani Sunset
Final Rank	6
Fastest Section Time (Section)	0:04.67 (Overall)
Top Speed [km/h] (Section)	66.7 (600m)
Race State	Finished



Rockhampton QLD Professional
Race 8: Get your CYS Calcutta Tickets Maiden Plate - 1050m
15 March 2025 - 15:38
Track Rating: Soft 6, Weather: Showers, Rail Position: +8m Entire



Section	Overall	1000m	800m	600m	400m	200m							
Section Times	1:02.10 [6] (0:04.67)	0:57.43 [8] (0:11.60)	0:45.83 [6] (0:11.24)	0:34.59 [6] (0:10.99)	0:23.60 [6] (0:11.32)	0:12.28 [7] (0:12.28)							
Average Speed [km/h]	38.7	61.7	64.2	65.7	63.6	58.6							
Top Speed [km/h]	55.8	63.7	64.7	66.7	66.6	61.5							
Avg. Dist. to Rail [m]	2.6	0.8	0.9	2.6	3.6	4.8							
Avg. Stride Freq. [Hz]	2.0	2.5	2.5	2.5	2.5	2.4							
Avg. Stride Length [m]	4.6	6.9	7.1	7.3	7.1	6.9							





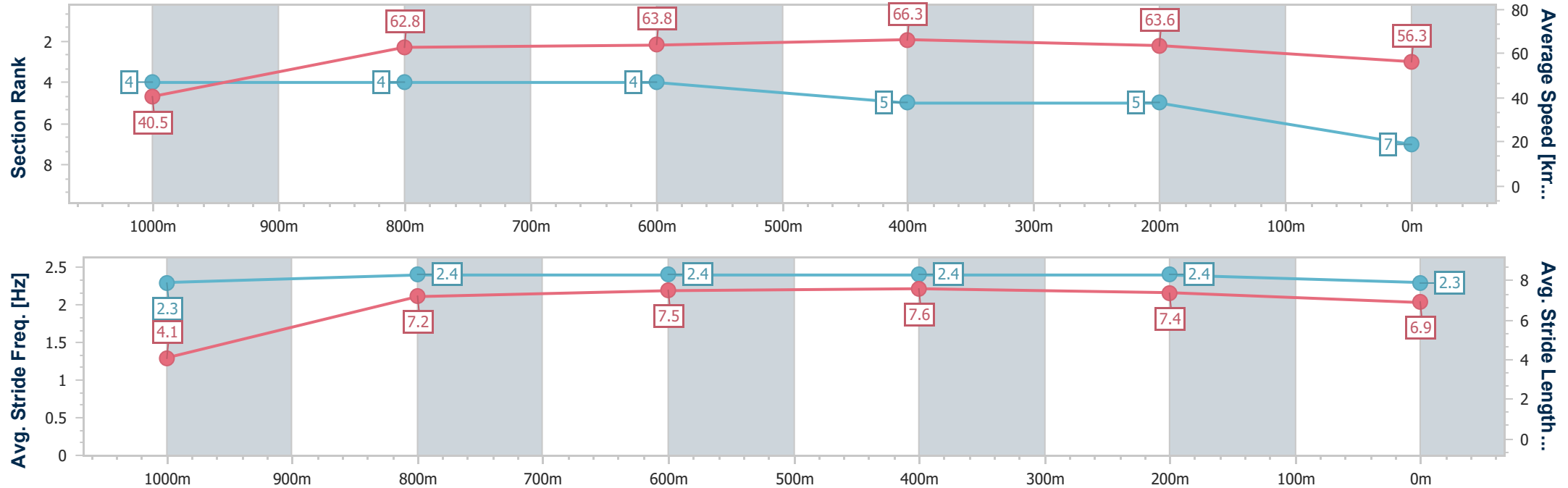
Horse/Jockey Name	Long Play
Final Rank	7
Fastest Section Time (Section)	0:04.45 (Overall)
Top Speed [km/h] (Section)	67.3 (600m)
Race State	Finished



Rockhampton QLD Professional
Race 8: Get your CYS Calcutta Tickets Maiden Plate - 1050m
15 March 2025 - 15:38
Track Rating: Soft 6, Weather: Showers, Rail Position: +8m Entire



Section	Overall	1000m	800m	600m	400m	200m								
Section Times	1:02.12 [7] (0:04.45)	0:57.67 [4] (0:11.34)	0:46.33 [4] (0:11.34)	0:34.99 [4] (0:10.88)	0:24.11 [5] (0:11.32)	0:12.79 [5] (0:12.79)								
Average Speed [km/h]	40.5	62.8	63.8	66.3	63.6	56.3								
Top Speed [km/h]	56.5	64.7	65.7	67.3	66.8	60.5								
Avg. Dist. to Rail [m]	1.5	1.9	0.8	1.8	1.3	2.0								
Avg. Stride Freq. [Hz]	2.3	2.4	2.4	2.4	2.4	2.3								
Avg. Stride Length [m]	4.1	7.2	7.5	7.6	7.4	6.9								





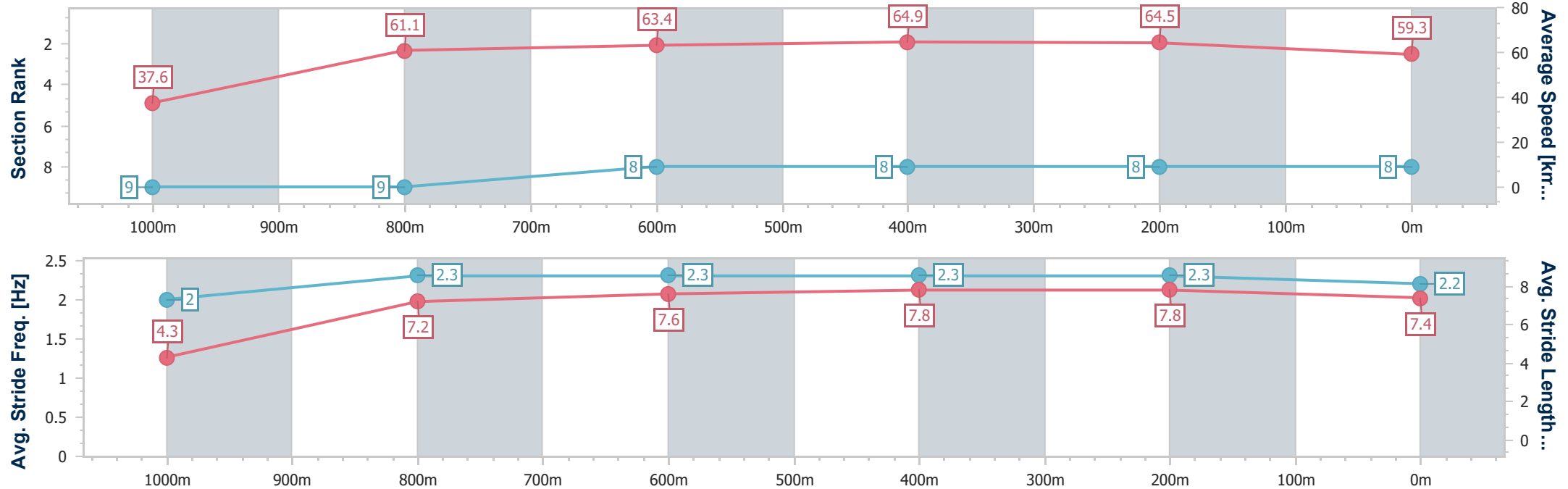
Horse/Jockey Name	Maranoa Meteor
Final Rank	8
Fastest Section Time (Section)	0:04.80 (Overall)
Top Speed [km/h] (Section)	65.7 (600m)
Race State	Finished



Rockhampton QLD Professional
Race 8: Get your CYS Calcutta Tickets Maiden Plate - 1050m
15 March 2025 - 15:38
Track Rating: Soft 6, Weather: Showers, Rail Position: +8m Entire



Section	Overall	1000m	800m	600m	400m	200m								
Section Times	1:02.40 [8] (0:04.80)	0:57.60 [9] (0:11.84)	0:45.76 [9] (0:11.36)	0:34.40 [8] (0:11.10)	0:23.30 [8] (0:11.16)	0:12.14 [8] (0:12.14)								
Average Speed [km/h]	37.6	61.1	63.4	64.9	64.5	59.3								
Top Speed [km/h]	55.1	62.1	65.4	65.7	65.6	62.7								
Avg. Dist. to Rail [m]	7.0	1.6	1.0	1.6	3.3	5.0								
Avg. Stride Freq. [Hz]	2.0	2.3	2.3	2.3	2.3	2.2								
Avg. Stride Length [m]	4.3	7.2	7.6	7.8	7.8	7.4								



[] Ranking at each section and finish
-.-.- No data available at this section
NA No data available



Horse/Jockey Name	Jungle Reine
Final Rank	9
Fastest Section Time (Section)	0:04.49 (Overall)
Top Speed [km/h] (Section)	67.6 (600m)
Race State	Finished



Rockhampton QLD Professional
Race 8: Get your CYS Calcutta Tickets Maiden Plate - 1050m
15 March 2025 - 15:38
Track Rating: Soft 6, Weather: Showers, Rail Position: +8m Entire



Section	Overall	1000m	800m	600m	400m	200m								
Section Times	1:02.77 [9] (0:04.49)	0:58.28 [5] (0:11.90)	0:46.38 [8] (0:11.71)	0:34.67 [9] (0:11.14)	0:23.53 [9] (0:11.15)	0:12.38 [9] (0:12.38)								
Average Speed [km/h]	40.3	61.6	63.9	64.8	64.6	58.1								
Top Speed [km/h]	56.5	65.9	67.2	67.6	66.8	62.6								
Avg. Dist. to Rail [m]	4.6	2.2	5.3	4.4	5.4	7.1								
Avg. Stride Freq. [Hz]	2.2	2.5	2.5	2.5	2.5	2.4								
Avg. Stride Length [m]	4.2	6.7	6.9	7.1	7.1	6.7								

