



Toowoomba QLD Professional
Race 1: PLATINUM GLASS & SECURITY Class 1 Handicap - 1200m
15 March 2025 - 17:09



Track Rating: Good 4, Weather: Fine, Rail Position: True

Section						Overall	1000m	800m	600m	400m	200m	Last 600m			
Field Times						1:13.06 (0:13.55)	0:59.51 (0:11.34)	0:48.17 (0:11.96)	0:36.21 (0:12.37)	0:23.84 (0:11.91)	0:11.93 (0:11.93)	0:36.21			
Rank	TAB	Horse/Jockey	Barrier	Top Speed [km/h]	Fastest Section									Margin	Distance Travelled [m]
1	13	INSPIRED DREAM	4	64.3	0:11.60	1:13.06 [1]	0:58.90 [9]	0:47.30 [8]	0:35.48 [8]	0:23.66 [4]	0:11.93 [1]	1:13.06	0:35.48		
		Nozi Tomizawa		Overall	1000m	(0:14.16)	(0:11.60)	(0:11.82)	(0:11.82)	(0:11.73)	(0:11.93)				
2	4	ORIENTE	11	66.7	0:11.45	1:13.10 [2]	0:59.55 [1]	0:48.10 [2]	0:36.09 [2]	0:23.86 [2]	0:11.85 [2]	0.2L	0:36.09	-1	
		Rikki Jamieson		Overall	1000m	(0:13.55)	(0:11.45)	(0:12.01)	(0:12.23)	(0:12.01)	(0:11.85)				
3	1	DATA LEAK	2	64.0	0:11.60	1:13.22 [3]	0:59.30 [7]	0:47.70 [7]	0:35.79 [6]	0:23.68 [6]	0:11.84 [4]	0.7L	0:35.79	-1	
		Jace McMurray		Overall	1000m	(0:13.92)	(0:11.60)	(0:11.91)	(0:12.11)	(0:11.84)	(0:11.84)				
4	5	BEEN A SECRET	12	65.7	0:11.57	1:13.34 [4]	0:59.66 [4]	0:48.09 [4]	0:36.11 [4]	0:23.93 [5]	0:12.02 [3]	1.2L	0:36.11	+0	
		Les Tilley		1000m	1000m	(0:13.68)	(0:11.57)	(0:11.98)	(0:12.18)	(0:11.91)	(0:12.02)				
5	16	FOREBEARS	9	65.3	0:11.61	1:13.82 [5]	1:00.04 [5]	0:48.43 [5]	0:36.50 [5]	0:24.22 [7]	0:12.09 [7]	4L	0:36.50	+6	
		Chelsea Baker		1000m	1000m	(0:13.78)	(0:11.61)	(0:11.93)	(0:12.28)	(0:12.13)	(0:12.09)				
6	6	CUTTING EDGE	5	65.4	0:11.55	1:13.95 [6]	1:00.29 [3]	0:48.74 [3]	0:36.90 [3]	0:24.57 [3]	0:12.32 [5]	4.5L	0:36.90	-6	
		Cobi Vitler		Overall	1000m	(0:13.66)	(0:11.55)	(0:11.84)	(0:12.33)	(0:12.25)	(0:12.32)				
7	10	GAZZA'S DIAMOND	6	63.9	0:11.61	1:14.14 [7]	0:59.79 [11]	0:48.18 [10]	0:36.31 [11]	0:24.33 [10]	0:12.36 [8]	5.5L	0:36.31	-2	
		Olivia Kendal		1000m	1000m	(0:14.35)	(0:11.61)	(0:11.87)	(0:11.98)	(0:11.97)	(0:12.36)				
8	15	DUCHESS BREE	10	62.2	0:11.82	1:14.25 [8]	0:59.83 [12]	0:47.86 [12]	0:35.85 [12]	0:24.03 [12]	0:12.09 [11]	6L	0:35.85	-2	
		Erin Molloy		400m	600m	(0:14.42)	(0:11.97)	(0:12.01)	(0:11.82)	(0:11.94)	(0:12.09)				
8	12	TOUTE SWEET	3	64.6	0:11.65	1:14.25 [8]	1:00.43 [6]	0:48.78 [6]	0:36.80 [7]	0:24.57 [8]	0:12.40 [9]	6L	0:36.80	-11	
		Stacey Callow		Overall	1000m	(0:13.82)	(0:11.65)	(0:11.98)	(0:12.23)	(0:12.17)	(0:12.40)				
10	9	BROOKLYN DAISY	1	63.1	0:11.82	1:14.42 [10]	1:00.44 [8]	0:48.62 [9]	0:36.75 [9]	0:24.68 [9]	0:12.40 [10]	7L	0:36.75	-8	
		Kelsey Lenton		1000m	1000m	(0:13.98)	(0:11.82)	(0:11.87)	(0:12.07)	(0:12.28)	(0:12.40)				

Scratched: Mystery Power (#3), Hollywood Epic (#2), Mad Mission (#14), Platinum Gift (#7)

Report Created: Sat 15 March 2025 17:44 GMT+10 (Note: Timing is based on position data)

Page 1/14

[] Ranking at each section and finish
-:-:- No data available at this section
NA No data available
SCN Saddle cloth number
DNF Did not finish
DNT Did not track

data processed by TRIPLESDATA



Toowoomba QLD Professional
Race 1: PLATINUM GLASS & SECURITY Class 1 Handicap - 1200m
15 March 2025 - 17:09



Track Rating: Good 4, Weather: Fine, Rail Position: True

Section						Overall	1000m	800m	600m	400m	200m	Last 600m		
Field Times						1:13.06 (0:13.55)	0:59.51 (0:11.34)	0:48.17 (0:11.96)	0:36.21 (0:12.37)	0:23.84 (0:11.91)	0:11.93 (0:11.93)	0:36.21		
Rank	TAB	Horse/Jockey	Barrier	Top Speed [km/h]	Fastest Section							Margin		Distance Travelled [m]
11	8	ROCKY RICH	7	67.3	0:11.31	1:14.91 [11]	1:01.33 [2]	0:50.02 [1]	0:38.06 [1]	0:25.69 [1]	0:13.24 [6]	9.8L	0:38.06	-6
		Chris Whiteley		1000m	1000m	(0:13.58)	(0:11.31)	(0:11.96)	(0:12.37)	(0:12.45)	(0:13.24)			
12	11	FINAL ILLUSIONIST	8	63.9	0:11.78	1:15.07 [12]	1:00.88 [10]	0:49.10 [11]	0:37.24 [10]	0:25.20 [11]	0:12.76 [12]	10.6L	0:37.24	+0
		Amy Graham		1000m	1000m	(0:14.19)	(0:11.78)	(0:11.86)	(0:12.04)	(0:12.44)	(0:12.76)			

Scratched: Mystery Power (#3), Hollywood Epic (#2), Mad Mission (#14), Platinum Gift (#7)



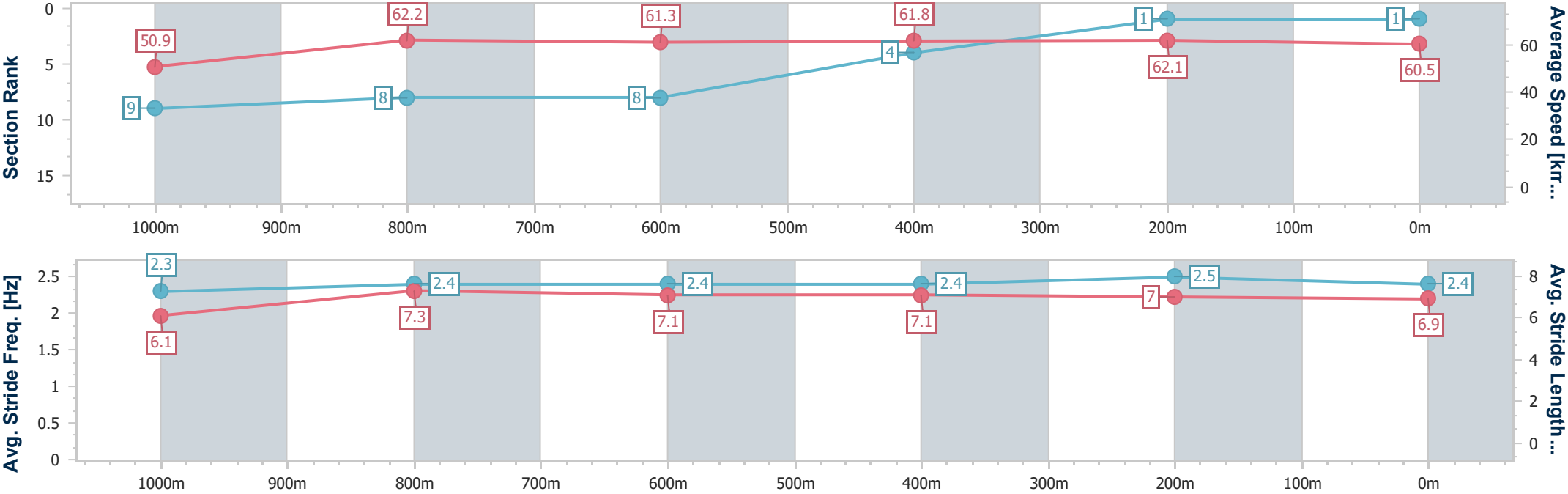
Horse/Jockey Name	Inspired Dream
Final Rank	1
Fastest Section Time (Section)	0:11.60 (1000m)
Top Speed [km/h] (Section)	64.3 (Overall)
Race State	Finished



Toowoomba QLD Professional
Race 1: PLATINUM GLASS & SECURITY Class 1 Handicap - 1200m
15 March 2025 - 17:09
Track Rating: Good 4, Weather: Fine, Rail Position: True



Section	Overall	1000m	800m	600m	400m	200m							
Section Times	1:13.06 [1] (0:14.16)	0:58.90 [9] (0:11.60)	0:47.30 [8] (0:11.82)	0:35.48 [8] (0:11.82)	0:23.66 [4] (0:11.73)	0:11.93 [1] (0:11.93)							
Average Speed [km/h]	50.9	62.2	61.3	61.8	62.1	60.5							
Top Speed [km/h]	64.3	64.2	63.3	62.7	63.0	62.2							
Avg. Dist. to Rail [m]	5.5	1.3	2.1	2.3	4.3	3.4							
Avg. Stride Freq. [Hz]	2.3	2.4	2.4	2.4	2.5	2.4							
Avg. Stride Length [m]	6.1	7.3	7.1	7.1	7.0	6.9							





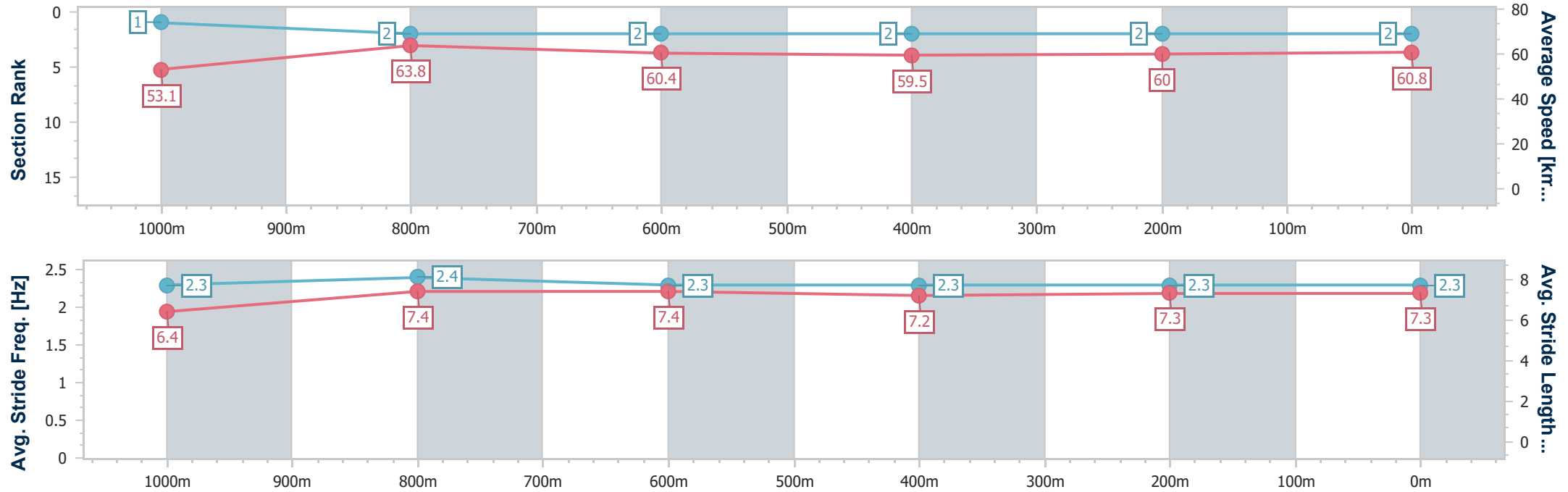
Horse/Jockey Name	Oriente
Final Rank	2
Fastest Section Time (Section)	0:11.45 (1000m)
Top Speed [km/h] (Section)	66.7 (Overall)
Race State	Finished



Toowoomba QLD Professional
Race 1: PLATINUM GLASS & SECURITY Class 1 Handicap - 1200m
15 March 2025 - 17:09
Track Rating: Good 4, Weather: Fine, Rail Position: True



Section	Overall	1000m	800m	600m	400m	200m							
Section Times	1:13.10 [2] (0:13.55)	0:59.55 [1] (0:11.45)	0:48.10 [2] (0:12.01)	0:36.09 [2] (0:12.23)	0:23.86 [2] (0:12.01)	0:11.85 [2] (0:11.85)							
Average Speed [km/h]	53.1	63.8	60.4	59.5	60.0	60.8							
Top Speed [km/h]	66.7	66.5	62.1	60.6	62.0	61.2							
Avg. Dist. to Rail [m]	13.7	4.9	2.7	1.4	0.9	0.9							
Avg. Stride Freq. [Hz]	2.3	2.4	2.3	2.3	2.3	2.3							
Avg. Stride Length [m]	6.4	7.4	7.4	7.2	7.3	7.3							



[] Ranking at each section and finish
-.-.- No data available at this section
NA No data available



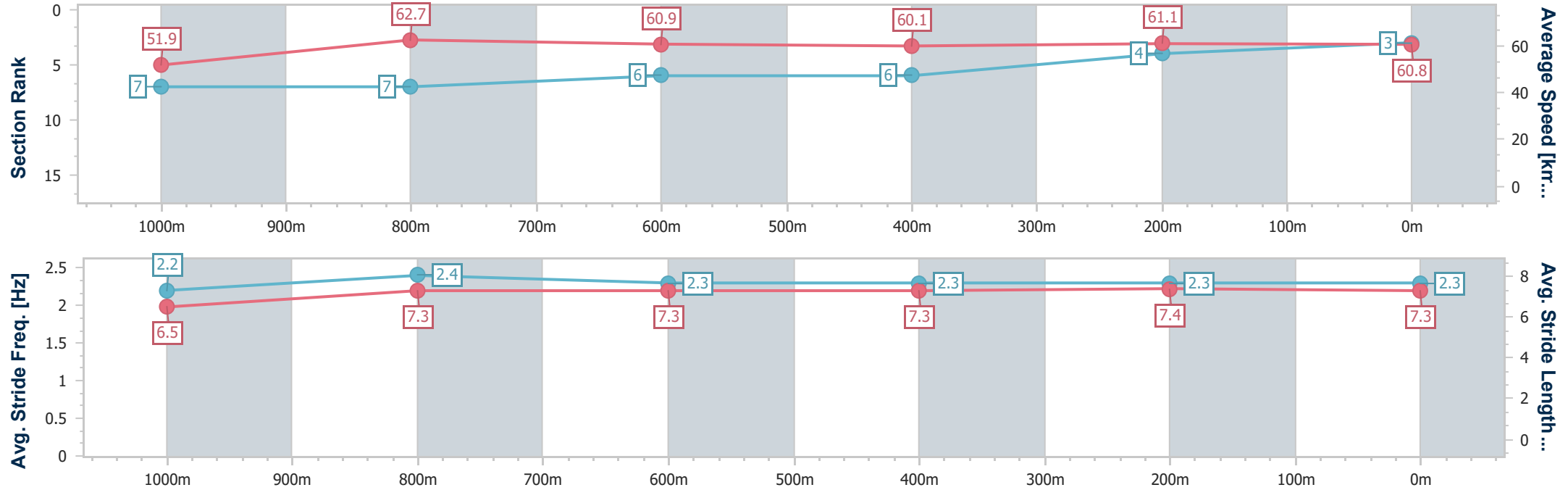
Horse/Jockey Name	Data Leak
Final Rank	3
Fastest Section Time (Section)	0:11.60 (1000m)
Top Speed [km/h] (Section)	64.0 (Overall)
Race State	Finished



Toowoomba QLD Professional
Race 1: PLATINUM GLASS & SECURITY Class 1 Handicap - 1200m
15 March 2025 - 17:09
Track Rating: Good 4, Weather: Fine, Rail Position: True



Section	Overall	1000m	800m	600m	400m	200m							
Section Times	1:13.22 [3] (0:13.92)	0:59.30 [7] (0:11.60)	0:47.70 [7] (0:11.91)	0:35.79 [6] (0:12.11)	0:23.68 [6] (0:11.84)	0:11.84 [4] (0:11.84)							
Average Speed [km/h]	51.9	62.7	60.9	60.1	61.1	60.8							
Top Speed [km/h]	64.0	63.9	61.9	61.0	62.3	61.6							
Avg. Dist. to Rail [m]	7.4	3.9	2.4	1.5	1.8	0.7							
Avg. Stride Freq. [Hz]	2.2	2.4	2.3	2.3	2.3	2.3							
Avg. Stride Length [m]	6.5	7.3	7.3	7.3	7.4	7.3							





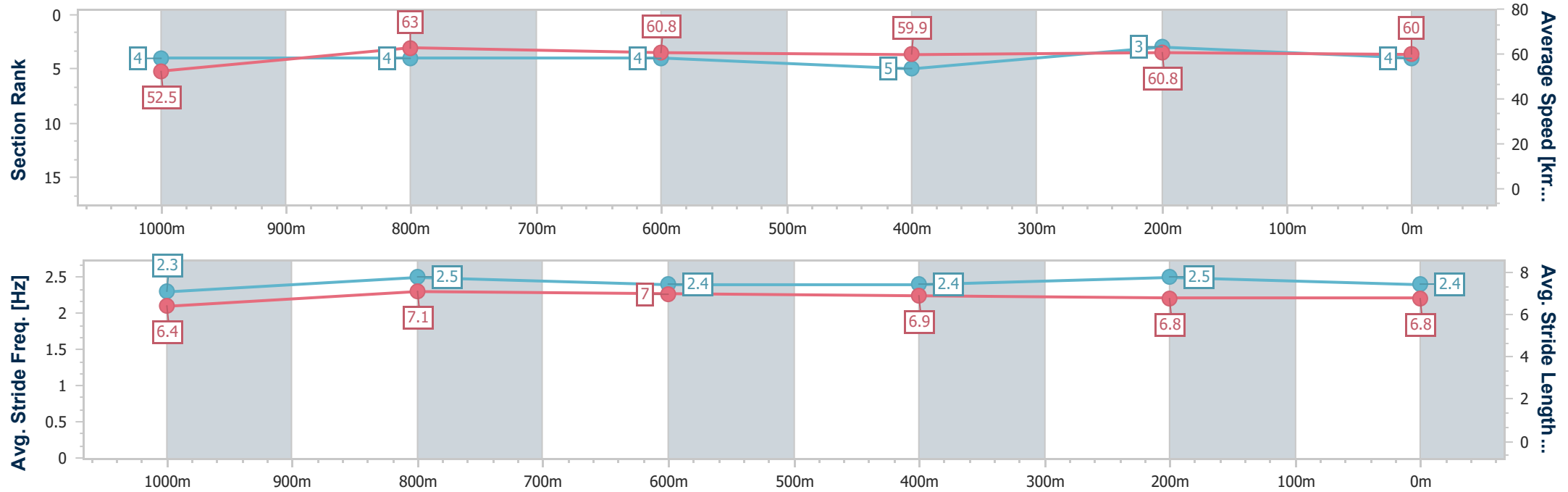
Horse/Jockey Name	Been A Secret
Final Rank	4
Fastest Section Time (Section)	0:11.57 (1000m)
Top Speed [km/h] (Section)	65.7 (1000m)
Race State	Finished



Toowoomba QLD Professional
Race 1: PLATINUM GLASS & SECURITY Class 1 Handicap - 1200m
15 March 2025 - 17:09
Track Rating: Good 4, Weather: Fine, Rail Position: True



Section	Overall	1000m	800m	600m	400m	200m							
Section Times	1:13.34 [4] (0:13.68)	0:59.66 [4] (0:11.57)	0:48.09 [4] (0:11.98)	0:36.11 [4] (0:12.18)	0:23.93 [5] (0:11.91)	0:12.02 [3] (0:12.02)							
Average Speed [km/h]	52.5	63.0	60.8	59.9	60.8	60.0							
Top Speed [km/h]	65.7	65.7	61.9	60.8	61.8	61.5							
Avg. Dist. to Rail [m]	11.2	3.0	3.5	2.1	2.3	2.2							
Avg. Stride Freq. [Hz]	2.3	2.5	2.4	2.4	2.5	2.4							
Avg. Stride Length [m]	6.4	7.1	7.0	6.9	6.8	6.8							





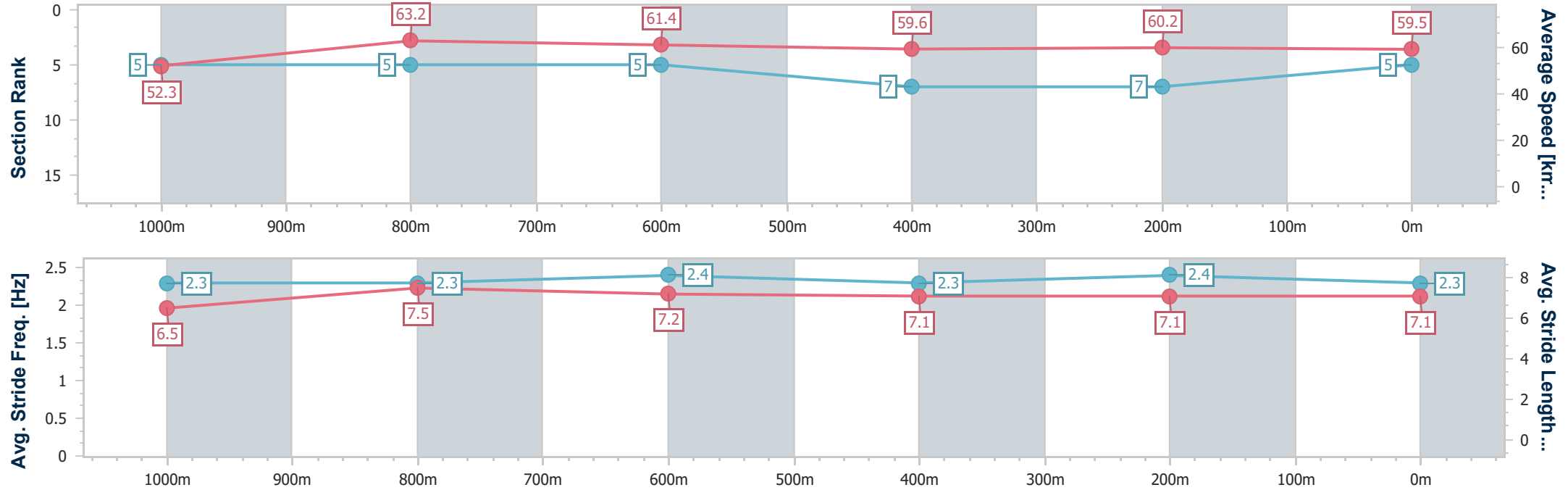
Horse/Jockey Name	Forebears
Final Rank	5
Fastest Section Time (Section)	0:11.61 (1000m)
Top Speed [km/h] (Section)	65.3 (1000m)
Race State	Finished



Toowoomba QLD Professional
Race 1: PLATINUM GLASS & SECURITY Class 1 Handicap - 1200m
15 March 2025 - 17:09
Track Rating: Good 4, Weather: Fine, Rail Position: True



Section	Overall	1000m	800m	600m	400m	200m								
Section Times	1:13.82 [5] (0:13.78)	1:00.04 [5] (0:11.61)	0:48.43 [5] (0:11.93)	0:36.50 [5] (0:12.28)	0:24.22 [7] (0:12.13)	0:12.09 [7] (0:12.09)								
Average Speed [km/h]	52.3	63.2	61.4	59.6	60.2	59.5								
Top Speed [km/h]	65.2	65.3	62.4	60.9	61.0	61.0								
Avg. Dist. to Rail [m]	9.9	5.0	4.9	3.5	4.0	4.4								
Avg. Stride Freq. [Hz]	2.3	2.3	2.4	2.3	2.4	2.3								
Avg. Stride Length [m]	6.5	7.5	7.2	7.1	7.1	7.1								





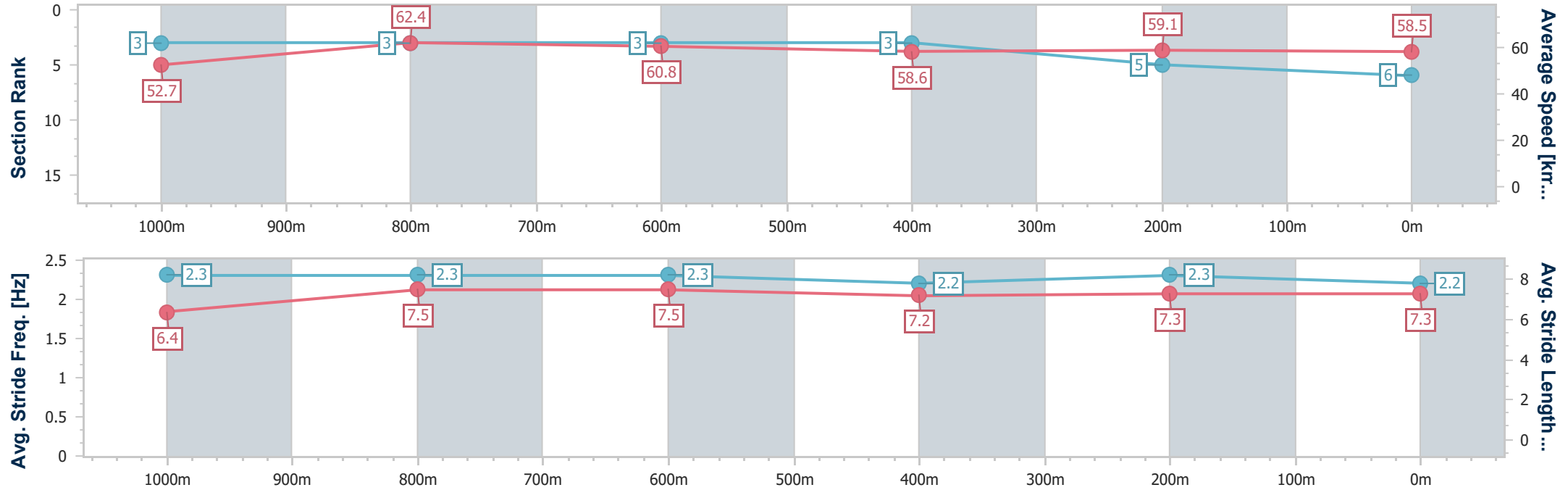
Horse/Jockey Name	Cutting Edge
Final Rank	6
Fastest Section Time (Section)	0:11.55 (1000m)
Top Speed [km/h] (Section)	65.4 (Overall)
Race State	Finished



Toowoomba QLD Professional
Race 1: PLATINUM GLASS & SECURITY Class 1 Handicap - 1200m
15 March 2025 - 17:09
Track Rating: Good 4, Weather: Fine, Rail Position: True



Section	Overall	1000m	800m	600m	400m	200m							
Section Times	1:13.95 [6] (0:13.66)	1:00.29 [3] (0:11.55)	0:48.74 [3] (0:11.84)	0:36.90 [3] (0:12.33)	0:24.57 [3] (0:12.25)	0:12.32 [5] (0:12.32)							
Average Speed [km/h]	52.7	62.4	60.8	58.6	59.1	58.5							
Top Speed [km/h]	65.4	64.7	62.5	59.8	60.4	59.7							
Avg. Dist. to Rail [m]	5.6	1.1	0.8	0.6	1.3	0.3							
Avg. Stride Freq. [Hz]	2.3	2.3	2.3	2.2	2.3	2.2							
Avg. Stride Length [m]	6.4	7.5	7.5	7.2	7.3	7.3							





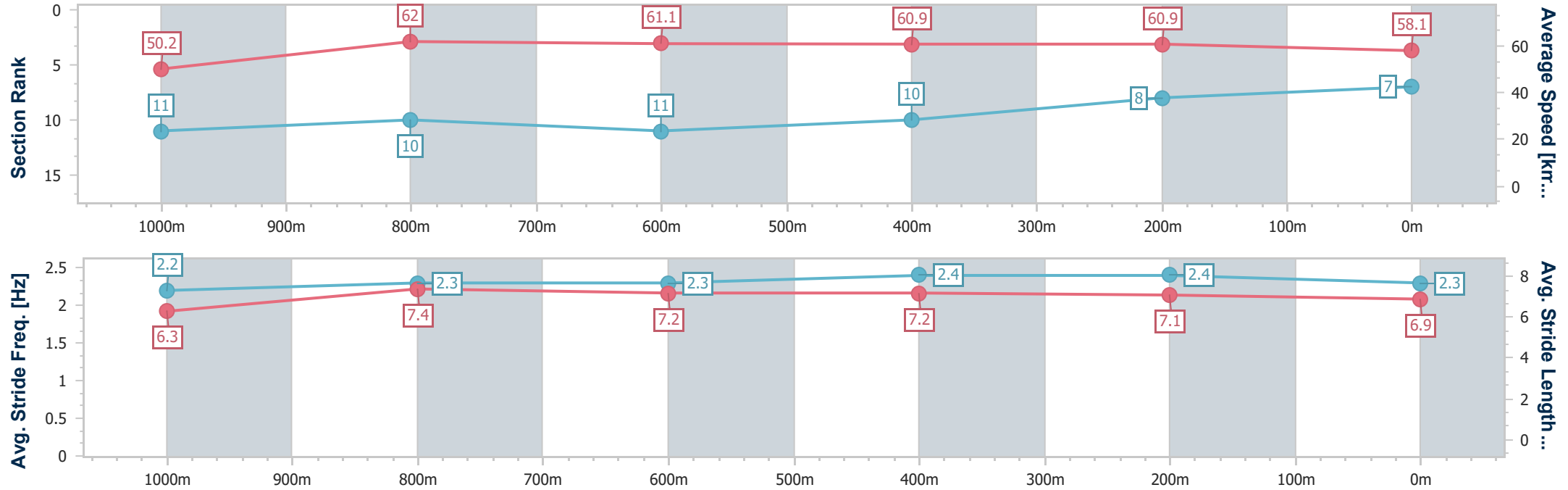
Horse/Jockey Name	Gazza's Diamond
Final Rank	7
Fastest Section Time (Section)	0:11.61 (1000m)
Top Speed [km/h] (Section)	63.9 (1000m)
Race State	Finished



Toowoomba QLD Professional
Race 1: PLATINUM GLASS & SECURITY Class 1 Handicap - 1200m
15 March 2025 - 17:09
Track Rating: Good 4, Weather: Fine, Rail Position: True



Section	Overall	1000m	800m	600m	400m	200m								
Section Times	1:14.14 [7] (0:14.35)	0:59.79 [11] (0:11.61)	0:48.18 [10] (0:11.87)	0:36.31 [11] (0:11.98)	0:24.33 [10] (0:11.97)	0:12.36 [8] (0:12.36)								
Average Speed [km/h]	50.2	62.0	61.1	60.9	60.9	58.1								
Top Speed [km/h]	63.0	63.9	61.6	61.4	62.3	59.6								
Avg. Dist. to Rail [m]	6.4	0.8	2.0	2.5	4.4	5.6								
Avg. Stride Freq. [Hz]	2.2	2.3	2.3	2.4	2.4	2.3								
Avg. Stride Length [m]	6.3	7.4	7.2	7.2	7.1	6.9								





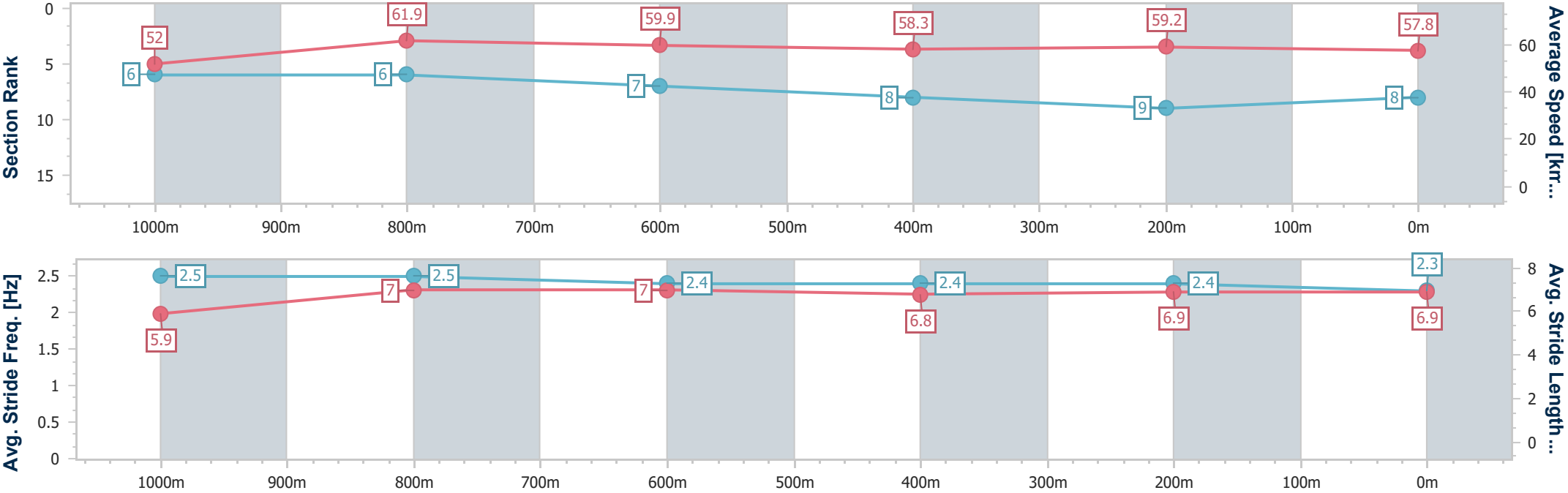
Horse/Jockey Name	Toute Sweet
Final Rank	8
Fastest Section Time (Section)	0:11.65 (1000m)
Top Speed [km/h] (Section)	64.6 (Overall)
Race State	Finished



Toowoomba QLD Professional
Race 1: PLATINUM GLASS & SECURITY Class 1 Handicap - 1200m
15 March 2025 - 17:09
Track Rating: Good 4, Weather: Fine, Rail Position: True



Section	Overall	1000m	800m	600m	400m	200m								
Section Times	1:14.25 [8] (0:13.82)	1:00.43 [6] (0:11.65)	0:48.78 [6] (0:11.98)	0:36.80 [7] (0:12.23)	0:24.57 [8] (0:12.17)	0:12.40 [9] (0:12.40)								
Average Speed [km/h]	52.0	61.9	59.9	58.3	59.2	57.8								
Top Speed [km/h]	64.6	63.0	61.0	59.7	61.1	60.2								
Avg. Dist. to Rail [m]	4.8	0.6	0.9	1.0	0.8	0.5								
Avg. Stride Freq. [Hz]	2.5	2.5	2.4	2.4	2.4	2.3								
Avg. Stride Length [m]	5.9	7.0	7.0	6.8	6.9	6.9								





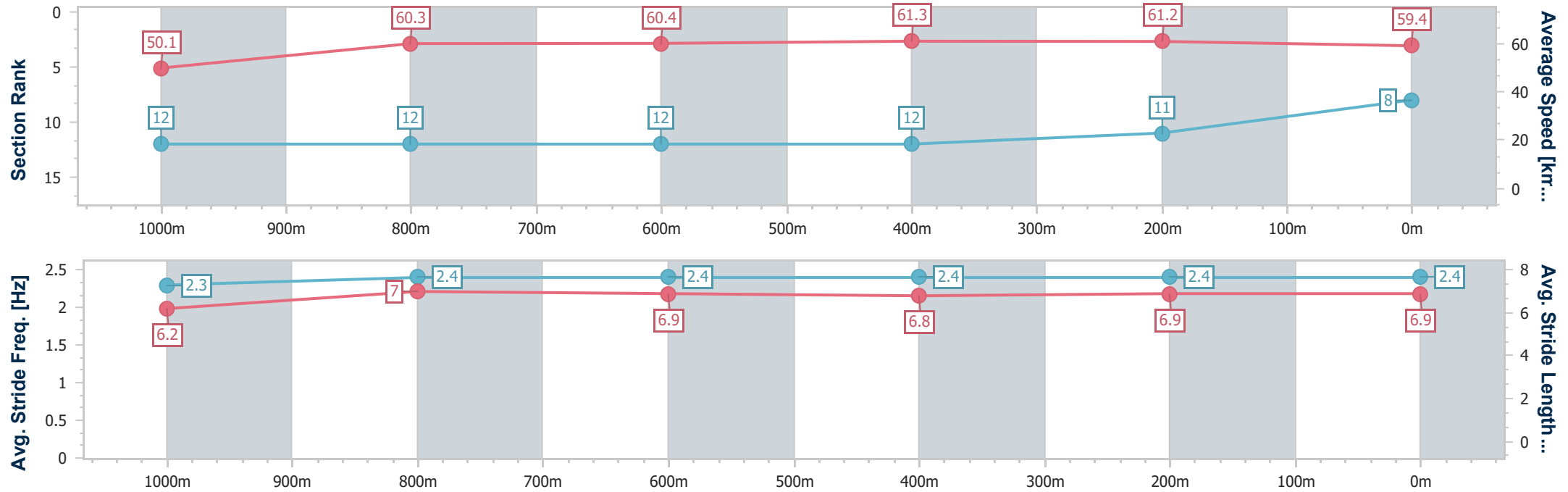
Horse/Jockey Name	Duchess Bree
Final Rank	8
Fastest Section Time (Section)	0:11.82 (600m)
Top Speed [km/h] (Section)	62.2 (400m)
Race State	Finished



Toowoomba QLD Professional
Race 1: PLATINUM GLASS & SECURITY Class 1 Handicap - 1200m
15 March 2025 - 17:09
Track Rating: Good 4, Weather: Fine, Rail Position: True



Section	Overall	1000m	800m	600m	400m	200m							
Section Times	1:14.25 [8] (0:14.42)	0:59.83 [12] (0:11.97)	0:47.86 [12] (0:12.01)	0:35.85 [12] (0:11.82)	0:24.03 [12] (0:11.94)	0:12.09 [11] (0:12.09)							
Average Speed [km/h]	50.1	60.3	60.4	61.3	61.2	59.4							
Top Speed [km/h]	61.6	61.4	61.7	61.9	62.2	61.7							
Avg. Dist. to Rail [m]	9.6	1.9	1.2	1.1	4.9	6.8							
Avg. Stride Freq. [Hz]	2.3	2.4	2.4	2.4	2.4	2.4							
Avg. Stride Length [m]	6.2	7.0	6.9	6.8	6.9	6.9							





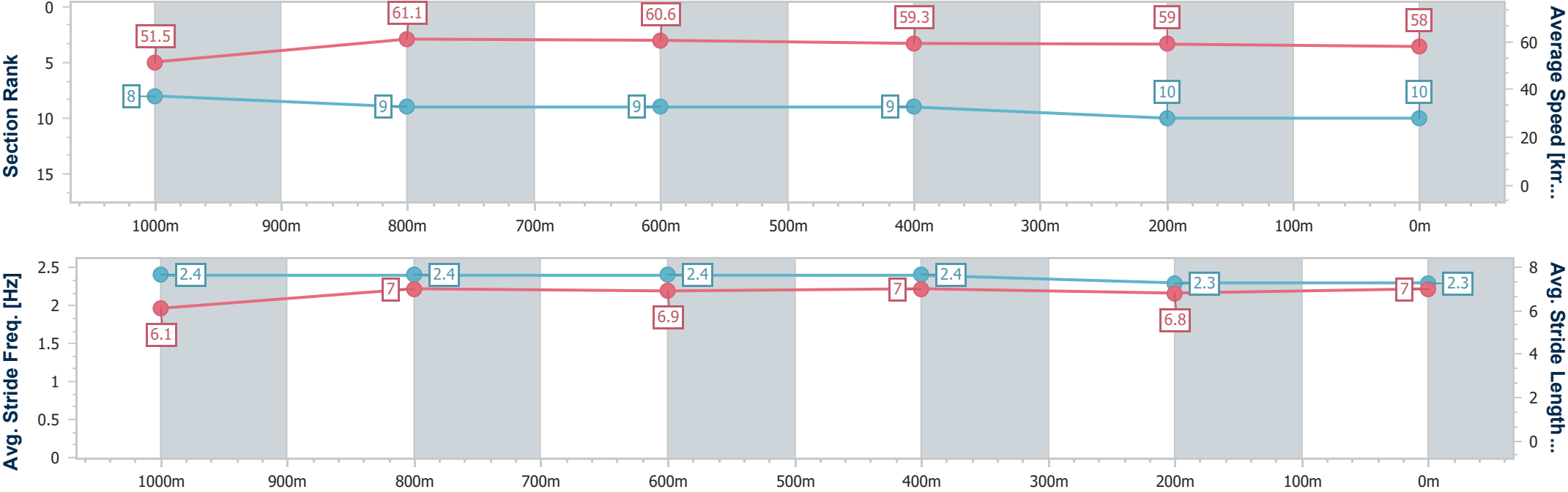
Horse/Jockey Name	Brooklyn Daisy
Final Rank	10
Fastest Section Time (Section)	0:11.82 (1000m)
Top Speed [km/h] (Section)	63.1 (1000m)
Race State	Finished



Toowoomba QLD Professional
Race 1: PLATINUM GLASS & SECURITY Class 1 Handicap - 1200m
15 March 2025 - 17:09
Track Rating: Good 4, Weather: Fine, Rail Position: True



Section	Overall	1000m	800m	600m	400m	200m							
Section Times	1:14.42 [10] (0:13.98)	1:00.44 [8] (0:11.82)	0:48.62 [9] (0:11.87)	0:36.75 [9] (0:12.07)	0:24.68 [9] (0:12.28)	0:12.40 [10] (0:12.40)							
Average Speed [km/h]	51.5	61.1	60.6	59.3	59.0	58.0							
Top Speed [km/h]	63.1	63.1	61.0	60.3	60.2	58.7							
Avg. Dist. to Rail [m]	3.6	1.2	0.3	0.8	2.2	1.5							
Avg. Stride Freq. [Hz]	2.4	2.4	2.4	2.4	2.3	2.3							
Avg. Stride Length [m]	6.1	7.0	6.9	7.0	6.8	7.0							





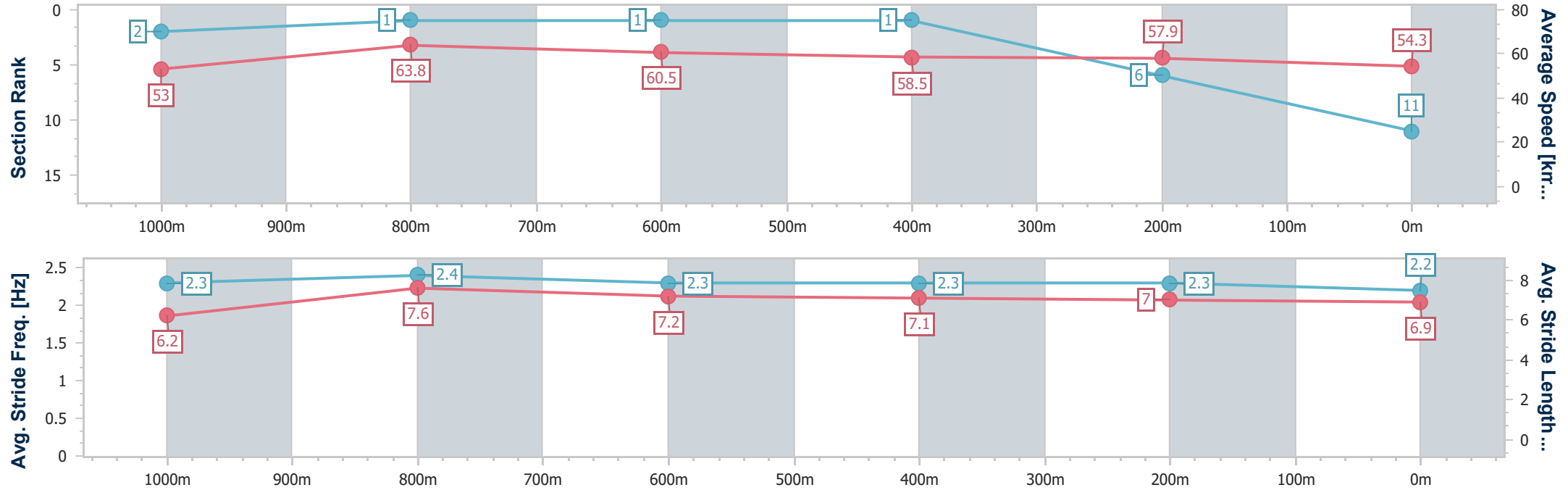
Horse/Jockey Name	Rocky Rich
Final Rank	11
Fastest Section Time (Section)	0:11.31 (1000m)
Top Speed [km/h] (Section)	67.3 (1000m)
Race State	Finished



Toowoomba QLD Professional
Race 1: PLATINUM GLASS & SECURITY Class 1 Handicap - 1200m
15 March 2025 - 17:09
Track Rating: Good 4, Weather: Fine, Rail Position: True



Section	Overall	1000m	800m	600m	400m	200m							
Section Times	1:14.91 [11] (0:13.58)	1:01.33 [2] (0:11.31)	0:50.02 [1] (0:11.96)	0:38.06 [1] (0:12.37)	0:25.69 [1] (0:12.45)	0:13.24 [6] (0:13.24)							
Average Speed [km/h]	53.0	63.8	60.5	58.5	57.9	54.3							
Top Speed [km/h]	66.2	67.3	61.3	59.8	58.6	57.2							
Avg. Dist. to Rail [m]	6.6	0.8	1.7	1.6	0.9	1.0							
Avg. Stride Freq. [Hz]	2.3	2.4	2.3	2.3	2.3	2.2							
Avg. Stride Length [m]	6.2	7.6	7.2	7.1	7.0	6.9							





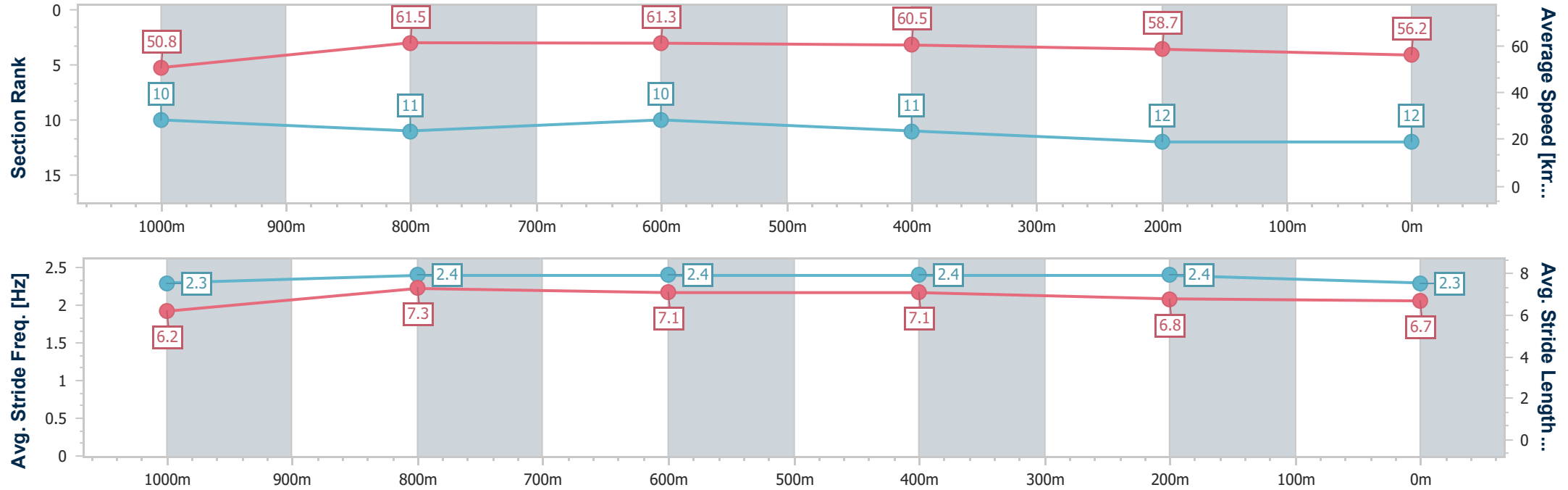
Horse/Jockey Name	Final Illusionist
Final Rank	12
Fastest Section Time (Section)	0:11.78 (1000m)
Top Speed [km/h] (Section)	63.9 (1000m)
Race State	Finished



Toowoomba QLD Professional
Race 1: PLATINUM GLASS & SECURITY Class 1 Handicap - 1200m
15 March 2025 - 17:09
Track Rating: Good 4, Weather: Fine, Rail Position: True



Section	Overall	1000m	800m	600m	400m	200m							
Section Times	1:15.07 [12] (0:14.19)	1:00.88 [10] (0:11.78)	0:49.10 [11] (0:11.86)	0:37.24 [10] (0:12.04)	0:25.20 [11] (0:12.44)	0:12.76 [12] (0:12.76)							
Average Speed [km/h]	50.8	61.5	61.3	60.5	58.7	56.2							
Top Speed [km/h]	62.4	63.9	62.8	62.8	60.7	57.3							
Avg. Dist. to Rail [m]	7.7	2.0	2.0	2.5	3.5	4.7							
Avg. Stride Freq. [Hz]	2.3	2.4	2.4	2.4	2.4	2.3							
Avg. Stride Length [m]	6.2	7.3	7.1	7.1	6.8	6.7							





Toowoomba QLD Professional
Race 2: GOLLAN RACING PRESENTS THE DARRYL GOLLAN
MEMORIAL QTIS Two-Year-Old Handicap - 1200m
15 March 2025 - 17:46



Track Rating: Good 4, Weather: Fine, Rail Position: True

Section		Overall				1000m	800m	600m	400m	200m	Last 600m		
Field Times		1:13.64				1:00.13	0:48.56	0:36.83	0:24.60	0:12.28	0:36.83		
		(0:13.51)				(0:11.57)	(0:11.73)	(0:12.23)	(0:12.32)	(0:12.28)			
Rank	TAB	Horse/Jockey	Barrier	Top Speed [km/h]	Fastest Section						Margin	Distance Travelled [m]	
1	8	MISHANI BREEZE	3	64.3	0:11.41	1:13.64 [1]	0:59.70 [3]	0:48.29 [3]	0:36.56 [3]	0:24.41 [3]	0:12.28 [1]	1:13.64	0:36.56
		Madeleine Wishart		1000m	1000m	(0:13.94)	(0:11.41)	(0:11.73)	(0:12.15)	(0:12.13)	(0:12.28)		
2	3	LONESOME SOUL	5	64.1	0:11.52	1:13.66 [2]	0:59.44 [6]	0:47.61 [6]	0:36.09 [6]	0:24.16 [5]	0:12.10 [3]	0.1L	0:36.09 +3
		Chelsea Baker		800m	800m	(0:14.22)	(0:11.83)	(0:11.52)	(0:11.93)	(0:12.06)	(0:12.10)		
3	7	MAKING NEWS	4	65.7	0:11.57	1:14.03 [3]	1:00.52 [1]	0:48.95 [1]	0:37.22 [1]	0:24.99 [1]	0:12.54 [2]	2.1L	0:37.22 +0
		Les Tilley		1000m	1000m	(0:13.51)	(0:11.57)	(0:11.73)	(0:12.23)	(0:12.45)	(0:12.54)		
4	2	WANTED HILLBILLY	1	64.8	0:11.54	1:14.27 [4]	1:00.10 [5]	0:48.56 [5]	0:36.95 [4]	0:24.89 [4]	0:12.59 [4]	3.4L	0:36.95 -3
		Kelsey Lenton		1000m	1000m	(0:14.17)	(0:11.54)	(0:11.61)	(0:12.06)	(0:12.30)	(0:12.59)		
5	4	MISHANI WITNESS	2	63.9	0:11.58	1:15.67 [5]	1:01.55 [4]	0:49.97 [4]	0:38.27 [5]	0:25.91 [6]	0:13.17 [6]	11.4L	0:38.27 -7
		Olivia Kendal		1000m	1000m	(0:14.12)	(0:11.58)	(0:11.70)	(0:12.36)	(0:12.74)	(0:13.17)		
6	6	TRADING ROOM	6	64.8	0:11.53	1:16.34 [6]	1:02.68 [2]	0:51.15 [2]	0:39.33 [2]	0:27.22 [2]	0:14.27 [5]	15.2L	0:39.33 +0
		Dylan Bennett		Overall	1000m	(0:13.66)	(0:11.53)	(0:11.82)	(0:12.11)	(0:12.95)	(0:14.27)		

Scratched: Pink Vixen (#5), Cuddles For Kimmy (#1)



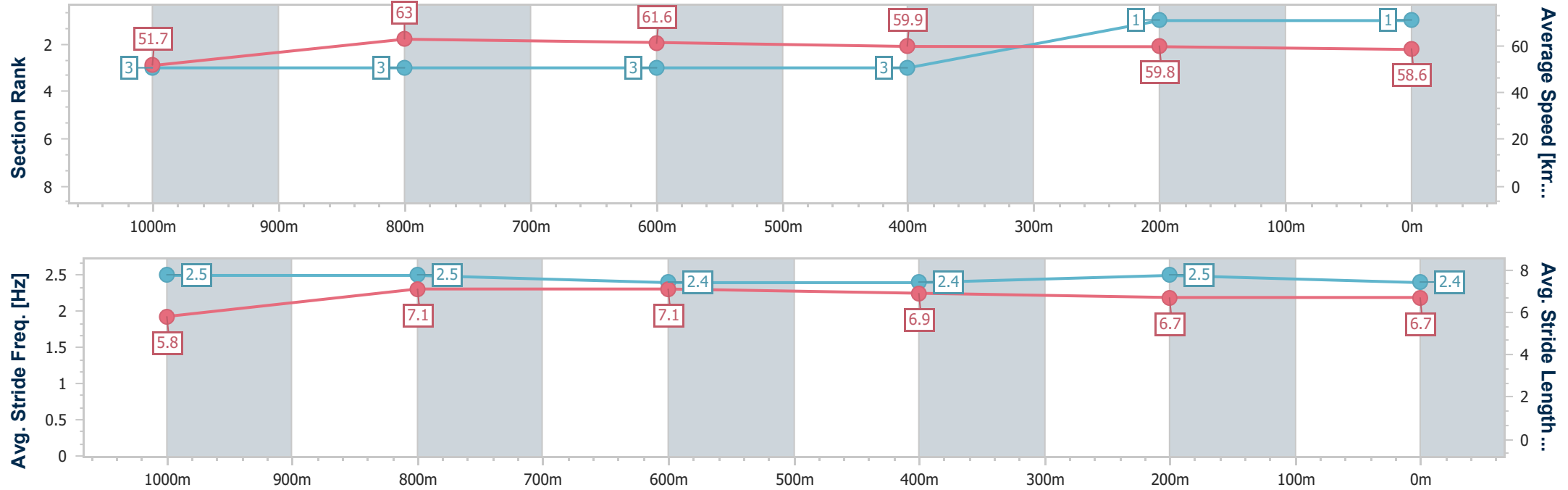
Horse/Jockey Name	Mishani Breeze
Final Rank	1
Fastest Section Time (Section)	0:11.41 (1000m)
Top Speed [km/h] (Section)	64.3 (1000m)
Race State	Finished



Toowoomba QLD Professional
Race 2: GOLLAN RACING PRESENTS THE DARRYL GOLLAN
MEMORIAL QTIS Two-Year-Old Handicap - 1200m
15 March 2025 - 17:46
Track Rating: Good 4, Weather: Fine, Rail Position: True



Section	Overall	1000m	800m	600m	400m	200m							
Section Times	1:13.64 [1] (0:13.94)	0:59.70 [3] (0:11.41)	0:48.29 [3] (0:11.73)	0:36.56 [3] (0:12.15)	0:24.41 [3] (0:12.13)	0:12.28 [1] (0:12.28)							
Average Speed [km/h]	51.7	63.0	61.6	59.9	59.8	58.6							
Top Speed [km/h]	61.2	64.3	62.7	62.0	60.2	60.1							
Avg. Dist. to Rail [m]	2.8	0.2	0.8	1.9	2.0	4.7							
Avg. Stride Freq. [Hz]	2.5	2.5	2.4	2.4	2.5	2.4							
Avg. Stride Length [m]	5.8	7.1	7.1	6.9	6.7	6.7							





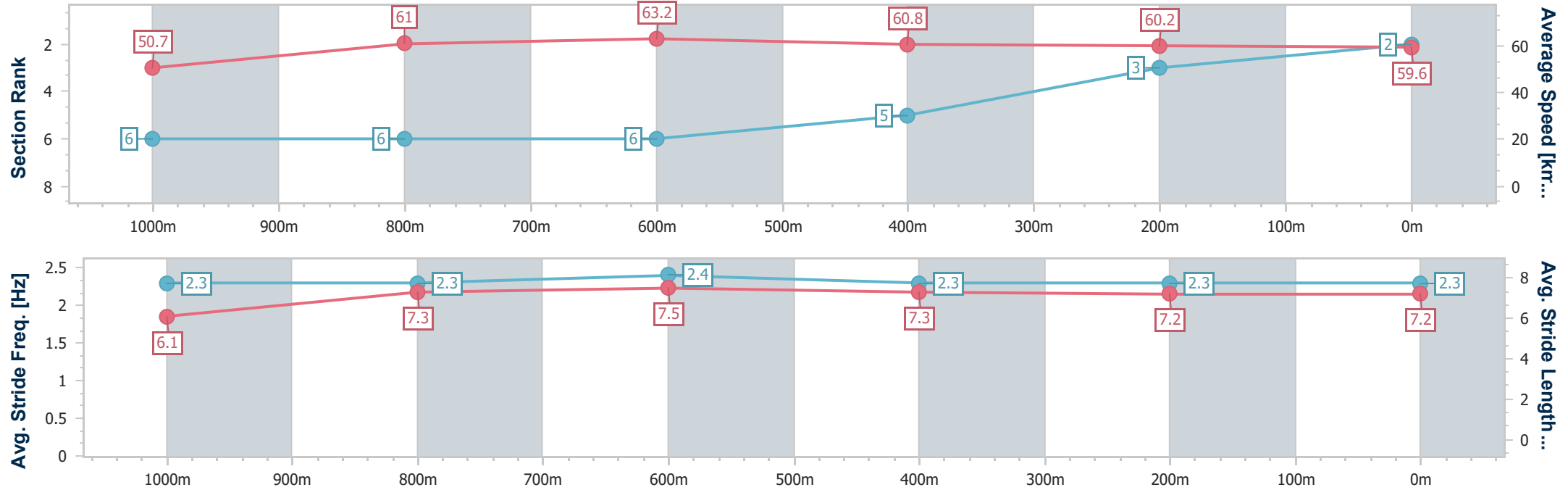
Horse/Jockey Name	Lonesome Soul
Final Rank	2
Fastest Section Time (Section)	0:11.52 (800m)
Top Speed [km/h] (Section)	64.1 (800m)
Race State	Finished



Toowoomba QLD Professional
Race 2: GOLLAN RACING PRESENTS THE DARRYL GOLLAN
MEMORIAL QTIS Two-Year-Old Handicap - 1200m
15 March 2025 - 17:46
Track Rating: Good 4, Weather: Fine, Rail Position: True



Section	Overall	1000m	800m	600m	400m	200m							
Section Times	1:13.66 [2] (0:14.22)	0:59.44 [6] (0:11.83)	0:47.61 [6] (0:11.52)	0:36.09 [6] (0:11.93)	0:24.16 [5] (0:12.06)	0:12.10 [3] (0:12.10)							
Average Speed [km/h]	50.7	61.0	63.2	60.8	60.2	59.6							
Top Speed [km/h]	62.7	63.8	64.1	61.9	61.8	60.7							
Avg. Dist. to Rail [m]	4.5	1.8	2.2	2.0	3.0	6.0							
Avg. Stride Freq. [Hz]	2.3	2.3	2.4	2.3	2.3	2.3							
Avg. Stride Length [m]	6.1	7.3	7.5	7.3	7.2	7.2							





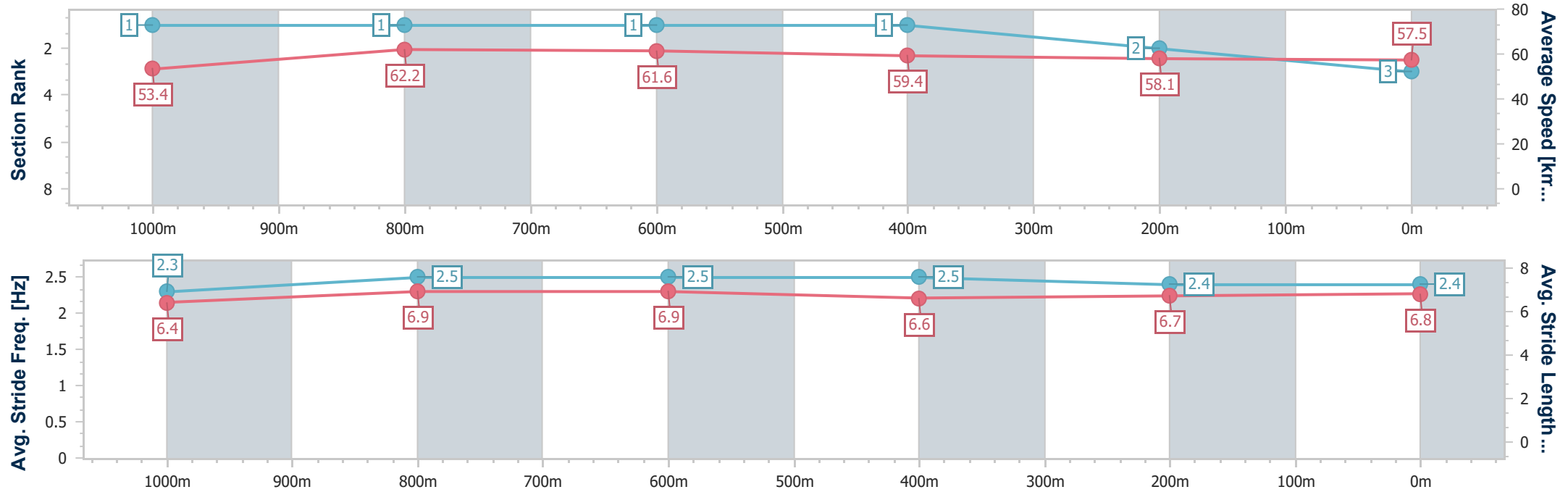
Horse/Jockey Name	Making News
Final Rank	3
Fastest Section Time (Section)	0:11.57 (1000m)
Top Speed [km/h] (Section)	65.7 (1000m)
Race State	Finished



Toowoomba QLD Professional
Race 2: GOLLAN RACING PRESENTS THE DARRYL GOLLAN
MEMORIAL QTIS Two-Year-Old Handicap - 1200m
15 March 2025 - 17:46
Track Rating: Good 4, Weather: Fine, Rail Position: True



Section	Overall	1000m	800m	600m	400m	200m							
Section Times	1:14.03 [3] (0:13.51)	1:00.52 [1] (0:11.57)	0:48.95 [1] (0:11.73)	0:37.22 [1] (0:12.23)	0:24.99 [1] (0:12.45)	0:12.54 [2] (0:12.54)							
Average Speed [km/h]	53.4	62.2	61.6	59.4	58.1	57.5							
Top Speed [km/h]	64.0	65.7	63.2	61.4	59.3	59.3							
Avg. Dist. to Rail [m]	4.4	0.4	0.6	2.0	1.1	1.1							
Avg. Stride Freq. [Hz]	2.3	2.5	2.5	2.5	2.4	2.4							
Avg. Stride Length [m]	6.4	6.9	6.9	6.6	6.7	6.8							





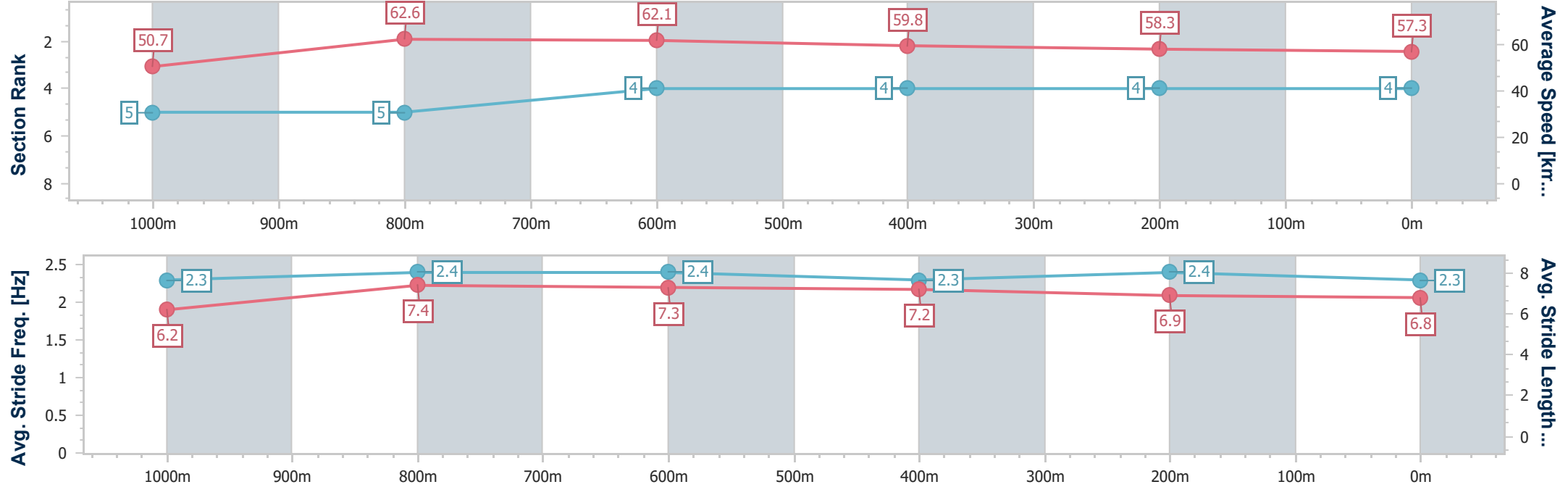
Horse/Jockey Name	Wanted Hillbilly
Final Rank	4
Fastest Section Time (Section)	0:11.54 (1000m)
Top Speed [km/h] (Section)	64.8 (1000m)
Race State	Finished



Toowoomba QLD Professional
Race 2: GOLLAN RACING PRESENTS THE DARRYL GOLLAN
MEMORIAL QTIS Two-Year-Old Handicap - 1200m
15 March 2025 - 17:46
Track Rating: Good 4, Weather: Fine, Rail Position: True



Section	Overall	1000m	800m	600m	400m	200m							
Section Times	1:14.27 [4] (0:14.17)	1:00.10 [5] (0:11.54)	0:48.56 [5] (0:11.61)	0:36.95 [4] (0:12.06)	0:24.89 [4] (0:12.30)	0:12.59 [4] (0:12.59)							
Average Speed [km/h]	50.7	62.6	62.1	59.8	58.3	57.3							
Top Speed [km/h]	64.1	64.8	64.6	61.1	59.2	58.4							
Avg. Dist. to Rail [m]	1.3	0.2	0.8	1.1	0.7	0.5							
Avg. Stride Freq. [Hz]	2.3	2.4	2.4	2.3	2.4	2.3							
Avg. Stride Length [m]	6.2	7.4	7.3	7.2	6.9	6.8							





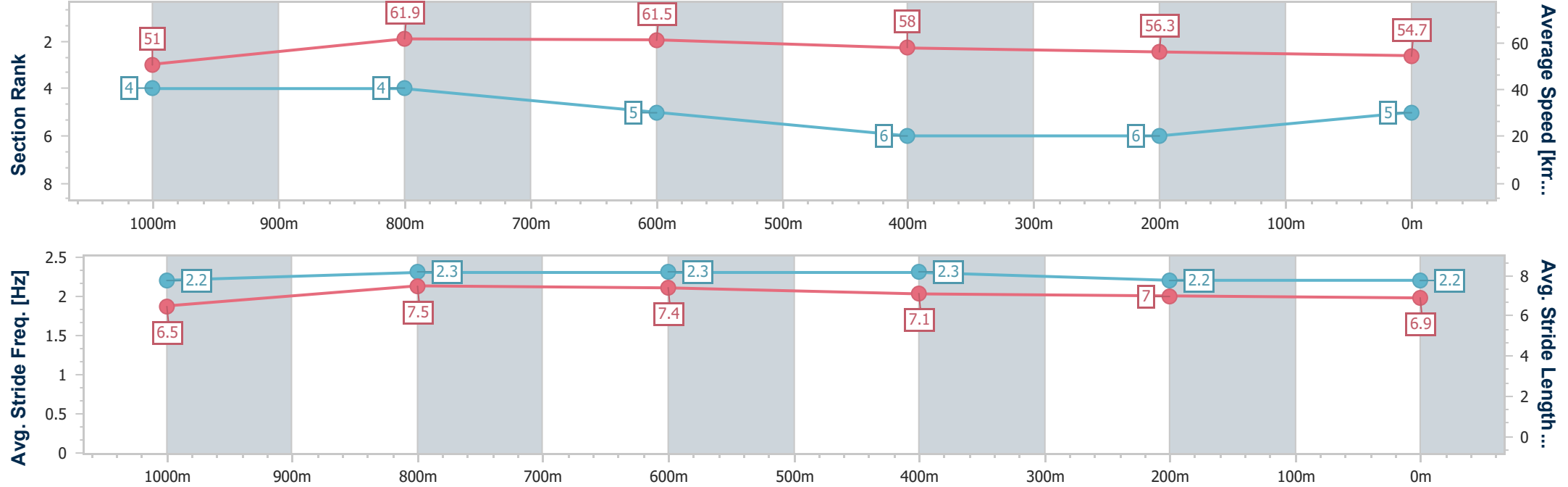
Horse/Jockey Name	Mishani Witness
Final Rank	5
Fastest Section Time (Section)	0:11.58 (1000m)
Top Speed [km/h] (Section)	63.9 (1000m)
Race State	Finished



Toowoomba QLD Professional
Race 2: GOLLAN RACING PRESENTS THE DARRYL GOLLAN
MEMORIAL QTIS Two-Year-Old Handicap - 1200m
15 March 2025 - 17:46
Track Rating: Good 4, Weather: Fine, Rail Position: True



Section	Overall	1000m	800m	600m	400m	200m							
Section Times	1:15.67 [5] (0:14.12)	1:01.55 [4] (0:11.58)	0:49.97 [4] (0:11.70)	0:38.27 [5] (0:12.36)	0:25.91 [6] (0:12.74)	0:13.17 [6] (0:13.17)							
Average Speed [km/h]	51.0	61.9	61.5	58.0	56.3	54.7							
Top Speed [km/h]	61.8	63.9	63.5	60.7	56.7	56.3							
Avg. Dist. to Rail [m]	2.0	1.6	0.9	0.5	1.4	1.0							
Avg. Stride Freq. [Hz]	2.2	2.3	2.3	2.3	2.2	2.2							
Avg. Stride Length [m]	6.5	7.5	7.4	7.1	7.0	6.9							





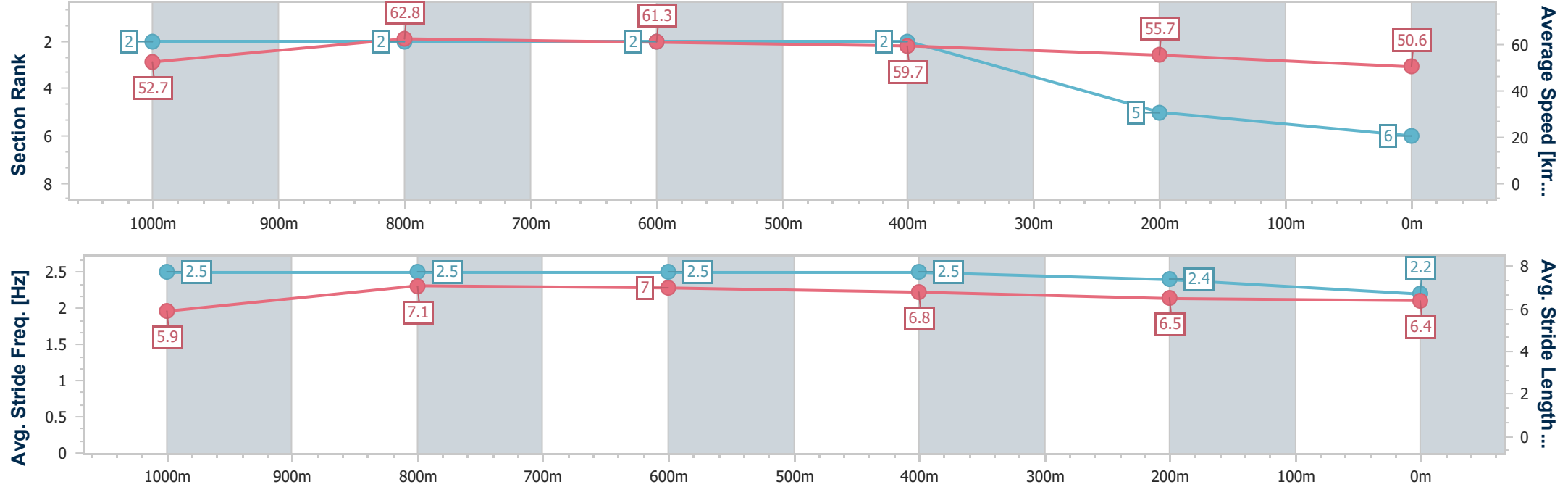
Horse/Jockey Name	Trading Room
Final Rank	6
Fastest Section Time (Section)	0:11.53 (1000m)
Top Speed [km/h] (Section)	64.8 (Overall)
Race State	Finished



Toowoomba QLD Professional
Race 2: GOLLAN RACING PRESENTS THE DARRYL GOLLAN
MEMORIAL QTIS Two-Year-Old Handicap - 1200m
15 March 2025 - 17:46
Track Rating: Good 4, Weather: Fine, Rail Position: True



Section	Overall	1000m	800m	600m	400m	200m							
Section Times	1:16.34 [6] (0:13.66)	1:02.68 [2] (0:11.53)	0:51.15 [2] (0:11.82)	0:39.33 [2] (0:12.11)	0:27.22 [2] (0:12.95)	0:14.27 [5] (0:14.27)							
Average Speed [km/h]	52.7	62.8	61.3	59.7	55.7	50.6							
Top Speed [km/h]	64.8	64.1	62.8	61.8	57.7	53.7							
Avg. Dist. to Rail [m]	5.6	2.1	1.5	0.7	0.8	2.5							
Avg. Stride Freq. [Hz]	2.5	2.5	2.5	2.5	2.4	2.2							
Avg. Stride Length [m]	5.9	7.1	7.0	6.8	6.5	6.4							





Toowoomba QLD Professional
Race 3: LA & MM HANCOCK BUILDERS BENCHMARK 65 Handicap - 1300m
15 March 2025 - 18:19



Track Rating: Good 4, Weather: Fine, Rail Position: True

Section						Overall	1200m	1000m	800m	600m	400m	Last 600m	
Field Times						1:20.14 (0:08.42)	1:11.72 (0:10.90)	1:00.82 (0:11.46)	0:49.36 (0:12.08)	0:37.28 (0:12.73)	0:24.55 (0:12.20)	0:37.28	
Rank	TAB	Horse/Jockey	Barrier	Top Speed [km/h]	Fastest Section								Distance Travelled [m]
1	8	DON'T DISS AROUND	4	64.2	0:09.38	1:20.14 [1]	1:10.76 [11]	0:59.22 [12]	0:47.73 [12]	0:36.12 [12]	0:24.18 [7]	0:36.12	
		Nathan Fazackerley		1000m	Overall	(0:09.38)	(0:11.54)	(0:11.49)	(0:11.61)	(0:11.94)	(0:11.83)		
2	1	ELECTED	9	67.7	0:08.42	1:20.36 [2]	1:11.94 [1]	1:01.04 [1]	0:49.51 [2]	0:37.50 [1]	0:24.77 [1]	0:37.50	
		Les Tilley		1200m	Overall	(0:08.42)	(0:10.90)	(0:11.53)	(0:12.01)	(0:12.73)	(0:12.25)		
3	6	RYLOV	8	66.2	0:08.64	1:20.37 [3]	1:11.73 [4]	1:00.68 [4]	0:49.15 [6]	0:37.24 [4]	0:24.60 [3]	0:37.24	
		Sean Cormack		1200m	Overall	(0:08.64)	(0:11.05)	(0:11.53)	(0:11.91)	(0:12.64)	(0:12.21)		
4	13	ROWDASH	10	65.4	0:08.84	1:20.65 [4]	1:11.81 [8]	1:00.48 [9]	0:48.95 [8]	0:37.02 [8]	0:24.45 [9]	0:37.02	
		Olivia Kendal		1200m	Overall	(0:08.84)	(0:11.33)	(0:11.53)	(0:11.93)	(0:12.57)	(0:12.15)		
5	11	SADDLE BOY	12	66.8	0:08.75	1:20.82 [5]	1:12.07 [7]	1:01.03 [6]	0:49.62 [5]	0:37.60 [5]	0:24.93 [4]	0:37.60	
		Cobi Vitler		1200m	Overall	(0:08.75)	(0:11.04)	(0:11.41)	(0:12.02)	(0:12.67)	(0:12.47)		
6	5	FAST LADY	6	65.4	0:08.71	1:20.95 [6]	1:12.24 [6]	1:01.02 [7]	0:49.46 [7]	0:37.48 [7]	0:25.02 [6]	0:37.48	
		Chris Whiteley		1200m	Overall	(0:08.71)	(0:11.22)	(0:11.56)	(0:11.98)	(0:12.46)	(0:12.40)		
7	12	RUBAAHY	2	64.9	0:09.40	1:21.21 [7]	1:11.81 [12]	1:00.55 [10]	0:49.09 [10]	0:37.28 [11]	0:24.76 [11]	0:37.28	
		Erin Molloy		1000m	Overall	(0:09.40)	(0:11.26)	(0:11.46)	(0:11.81)	(0:12.52)	(0:12.32)		
8	14	SEA TREASURES	7	64.1	0:09.22	1:21.28 [8]	1:12.06 [10]	1:00.54 [11]	0:49.13 [11]	0:37.44 [10]	0:25.04 [10]	0:37.44	
		Stacey Callow		1000m	Overall	(0:09.22)	(0:11.52)	(0:11.41)	(0:11.69)	(0:12.40)	(0:12.46)		
9	4	MR WANDJI	5	66.8	0:08.43	1:21.30 [9]	1:12.87 [2]	1:01.88 [2]	0:50.35 [3]	0:38.19 [3]	0:25.39 [5]	0:38.19	
		Corey Sutherland		1200m	Overall	(0:08.43)	(0:10.99)	(0:11.53)	(0:12.16)	(0:12.80)	(0:12.45)		
10	3	SILVER CITY	3	66.7	0:08.60	1:21.91 [10]	1:13.31 [3]	1:02.20 [5]	0:50.90 [4]	0:38.58 [6]	0:25.94 [8]	0:38.58	
		Kelsey Lenton		1200m	Overall	(0:08.60)	(0:11.11)	(0:11.30)	(0:12.32)	(0:12.64)	(0:12.77)		

Scratched: Ma's Epic (#9), Union Spirit (#15), Zin Zan Ready (#7)



Toowoomba QLD Professional
Race 3: LA & MM HANCOCK BUILDERS BENCHMARK 65 Handicap -
1300m

15 March 2025 - 18:19



Track Rating: Good 4, Weather: Fine, Rail Position: True

Section						Overall	1200m	1000m	800m	600m	400m	Last 600m	
Field Times						1:20.14 (0:08.42)	1:11.72 (0:10.90)	1:00.82 (0:11.46)	0:49.36 (0:12.08)	0:37.28 (0:12.73)	0:24.55 (0:12.20)	0:37.28	
Rank	TAB	Horse/Jockey	Barrier	Top Speed [km/h]	Fastest Section								Distance Travelled [m]
11	10	TOUCH OF GRACIE	11	68.0	0:08.65	1:22.38 [11]	1:13.73 [5]	1:02.83 [3]	0:51.60 [1]	0:39.47 [2]	0:26.62 [2]	0:39.47	-1
		Nozi Tomizawa		1200m	Overall	(0:08.65)	(0:10.90)	(0:11.23)	(0:12.13)	(0:12.85)	(0:12.90)		
12	2	OCEAN RAIDER	1	65.7	0:08.85	1:28.08 [12]	1:19.23 [9]	1:07.98 [8]	0:56.36 [9]	0:44.38 [9]	0:31.56 [12]	0:44.38	-5
		Micheal Hellyer		1200m	Overall	(0:08.85)	(0:11.25)	(0:11.62)	(0:11.98)	(0:12.82)	(0:14.01)		

Scratched: Ma's Epic (#9), Union Spirit (#15), Zin Zan Ready (#7)



Toowoomba QLD Professional
Race 3: LA & MM HANCOCK BUILDERS BENCHMARK 65 Handicap - 1300m
15 March 2025 - 18:19



Track Rating: Good 4, Weather: Fine, Rail Position: True

Section		200m					Last 600m		
Field Times		0:12.35 (0:12.35)					0:37.28		
Rank	TAB	Horse/Jockey	Barrier	Top Speed [km/h]	Fastest Section	Margin		Distance Travelled [m]	
1	8	DON'T DISS AROUND	4	64.2	0:09.38	0:12.35 [1]	1:20.14	0:36.12	
		Nathan Fazackerley		1000m	Overall	(0:12.35)			
2	1	ELECTED	9	67.7	0:08.42	0:12.52 [2]	1.3L	0:37.50 -2	
		Les Tilley		1200m	Overall	(0:12.52)			
3	6	RYLOV	8	66.2	0:08.64	0:12.39 [3]	1.4L	0:37.24 -4	
		Sean Cormack		1200m	Overall	(0:12.39)			
4	13	ROWDASH	10	65.4	0:08.84	0:12.30 [5]	2.9L	0:37.02 -1	
		Olivia Kendal		1200m	Overall	(0:12.30)			
5	11	SADDLE BOY	12	66.8	0:08.75	0:12.46 [7]	3.9L	0:37.60 +3	
		Cobi Vitler		1200m	Overall	(0:12.46)			
6	5	FAST LADY	6	65.4	0:08.71	0:12.62 [4]	4.4L	0:37.48 -4	
		Chris Whiteley		1200m	Overall	(0:12.62)			
7	12	RUBAAHY	2	64.9	0:09.40	0:12.44 [11]	5.9L	0:37.28 -8	
		Erin Molloy		1000m	Overall	(0:12.44)			
8	14	SEA TREASURES	7	64.1	0:09.22	0:12.58 [9]	6.2L	0:37.44 -3	
		Stacey Callow		1000m	Overall	(0:12.58)			
9	4	MR WANDJI	5	66.8	0:08.43	0:12.94 [6]	6.3L	0:38.19 -6	
		Corey Sutherland		1200m	Overall	(0:12.94)			
10	3	SILVER CITY	3	66.7	0:08.60	0:13.17 [10]	9.8L	0:38.58 -5	
		Kelsey Lenton		1200m	Overall	(0:13.17)			

Scratched: Ma's Epic (#9), Union Spirit (#15), Zin Zan Ready (#7)



Toowoomba QLD Professional
Race 3: LA & MM HANCOCK BUILDERS BENCHMARK 65 Handicap -
1300m

15 March 2025 - 18:19



Track Rating: Good 4, Weather: Fine, Rail Position: True

Section						200m		Last 600m	
Field Times						0:12.35 (0:12.35)		0:37.28	
Rank	TAB	Horse/Jockey	Barrier	Top Speed [km/h]	Fastest Section	Margin		Distance Travelled [m]	
11	10	TOUCH OF GRACIE	11	68.0	0:08.65	0:13.72 [8]	12.3L	0:39.47	-1
		Nozi Tomizawa		1200m	Overall	(0:13.72)			
12	2	OCEAN RAIDER	1	65.7	0:08.85	0:17.55 [12]	45.8L	0:44.38	-5
		Micheal Hellyer		1200m	Overall	(0:17.55)			

Scratched: Ma's Epic (#9), Union Spirit (#15), Zin Zan Ready (#7)



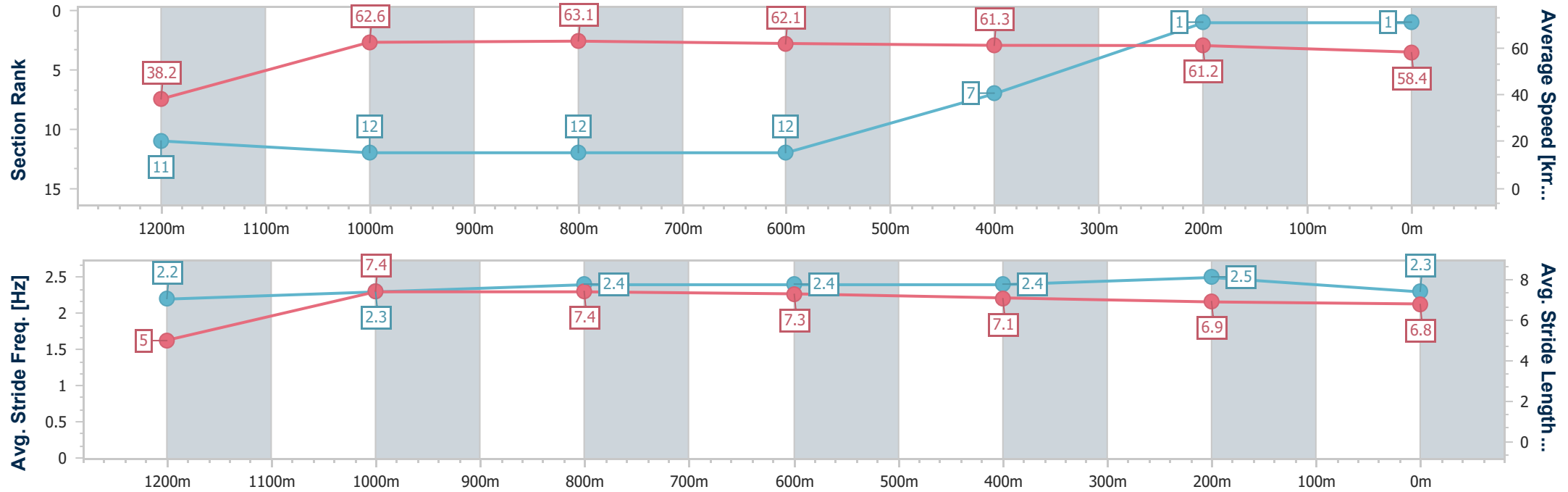
Horse/Jockey Name	Don't Diss Around
Final Rank	1
Fastest Section Time (Section)	0:09.38 (Overall)
Top Speed [km/h] (Section)	64.2 (1000m)
Race State	Finished



Toowoomba QLD Professional
Race 3: LA & MM HANCOCK BUILDERS BENCHMARK 65
Handicap - 1300m
15 March 2025 - 18:19
Track Rating: Good 4, Weather: Fine, Rail Position: True



Section	Overall	1200m	1000m	800m	600m	400m	200m						
Section Times	1:20.14 [1] (0:09.38)	1:10.76 [11] (0:11.54)	0:59.22 [12] (0:11.49)	0:47.73 [12] (0:11.61)	0:36.12 [12] (0:11.94)	0:24.18 [7] (0:11.83)	0:12.35 [1] (0:12.35)						
Average Speed [km/h]	38.2	62.6	63.1	62.1	61.3	61.2	58.4						
Top Speed [km/h]	60.2	63.6	64.2	62.8	63.6	63.1	60.5						
Avg. Dist. to Rail [m]	5.5	2.7	2.1	1.5	2.9	2.6	4.8						
Avg. Stride Freq. [Hz]	2.2	2.3	2.4	2.4	2.4	2.5	2.3						
Avg. Stride Length [m]	5.0	7.4	7.4	7.3	7.1	6.9	6.8						





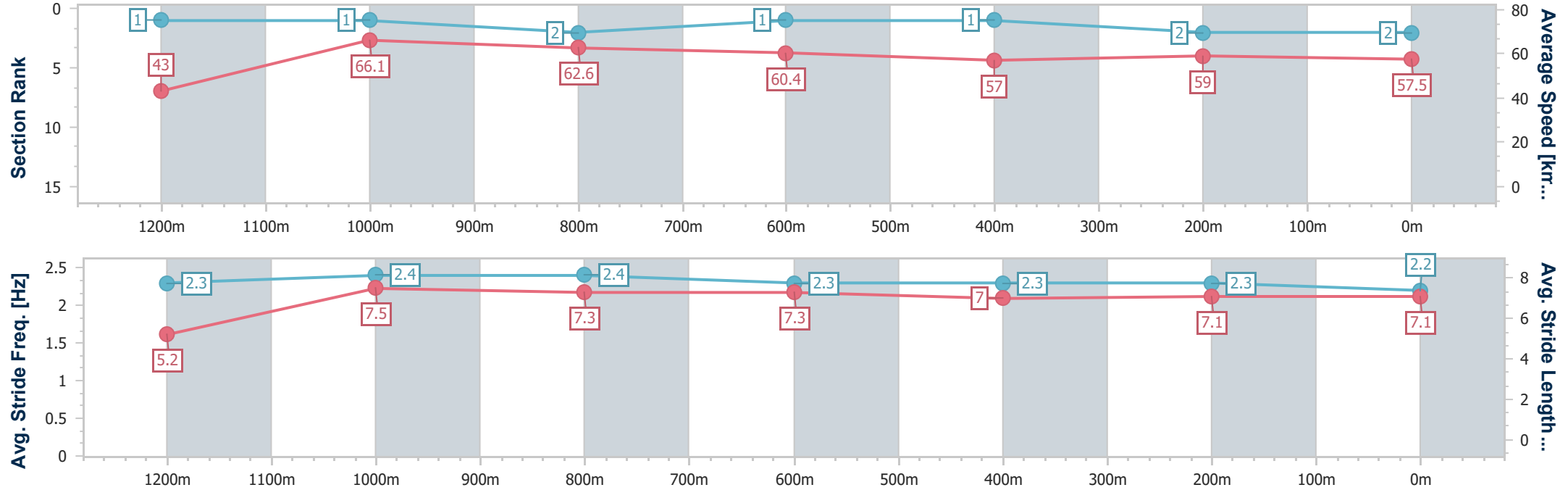
Horse/Jockey Name	Elected
Final Rank	2
Fastest Section Time (Section)	0:08.42 (Overall)
Top Speed [km/h] (Section)	67.7 (1200m)
Race State	Finished



Toowoomba QLD Professional
Race 3: LA & MM HANCOCK BUILDERS BENCHMARK 65
Handicap - 1300m
15 March 2025 - 18:19
Track Rating: Good 4, Weather: Fine, Rail Position: True



Section	Overall	1200m	1000m	800m	600m	400m	200m						
Section Times	1:20.36 [2] (0:08.42)	1:11.94 [1] (0:10.90)	1:01.04 [1] (0:11.53)	0:49.51 [2] (0:12.01)	0:37.50 [1] (0:12.73)	0:24.77 [1] (0:12.25)	0:12.52 [2] (0:12.52)						
Average Speed [km/h]	43.0	66.1	62.6	60.4	57.0	59.0	57.5						
Top Speed [km/h]	64.8	67.7	65.9	62.0	58.5	59.4	59.0						
Avg. Dist. to Rail [m]	8.6	2.3	1.4	1.5	1.8	1.2	1.5						
Avg. Stride Freq. [Hz]	2.3	2.4	2.4	2.3	2.3	2.3	2.2						
Avg. Stride Length [m]	5.2	7.5	7.3	7.3	7.0	7.1	7.1						





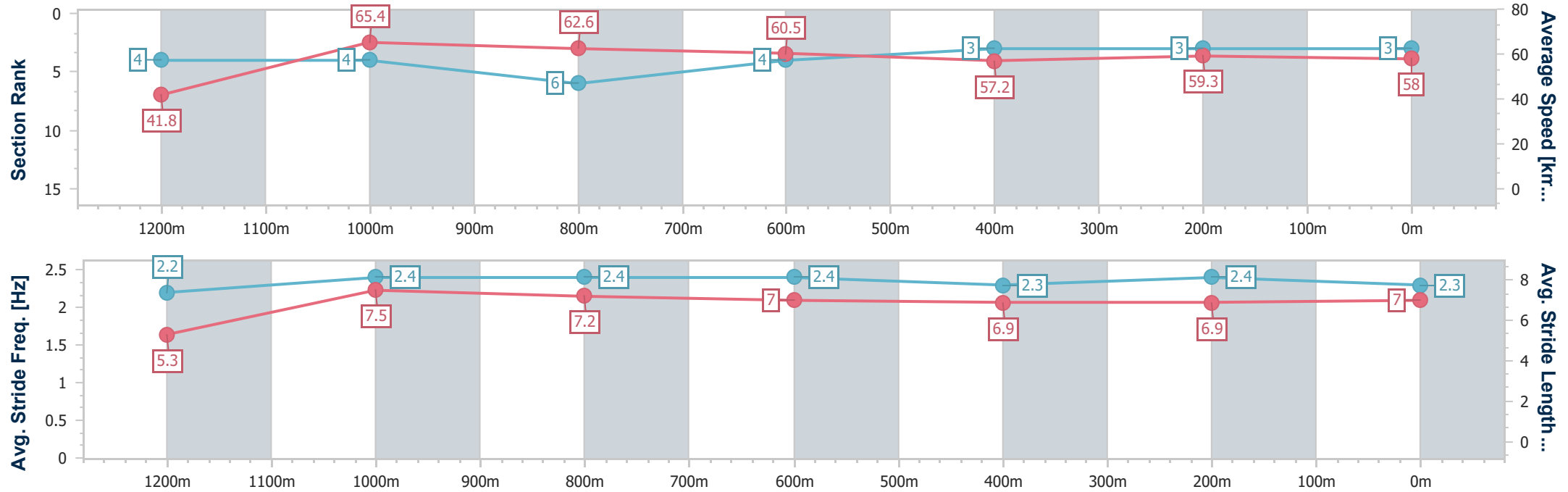
Horse/Jockey Name	Rylov
Final Rank	3
Fastest Section Time (Section)	0:08.64 (Overall)
Top Speed [km/h] (Section)	66.2 (1200m)
Race State	Finished



Toowoomba QLD Professional
Race 3: LA & MM HANCOCK BUILDERS BENCHMARK 65
Handicap - 1300m
15 March 2025 - 18:19
Track Rating: Good 4, Weather: Fine, Rail Position: True



Section	Overall	1200m	1000m	800m	600m	400m	200m						
Section Times	1:20.37 [3] (0:08.64)	1:11.73 [4] (0:11.05)	1:00.68 [4] (0:11.53)	0:49.15 [6] (0:11.91)	0:37.24 [4] (0:12.64)	0:24.60 [3] (0:12.21)	0:12.39 [3] (0:12.39)						
Average Speed [km/h]	41.8	65.4	62.6	60.5	57.2	59.3	58.0						
Top Speed [km/h]	63.9	66.2	64.6	62.5	59.3	61.1	59.1						
Avg. Dist. to Rail [m]	8.7	2.6	1.2	0.3	0.9	1.8	3.2						
Avg. Stride Freq. [Hz]	2.2	2.4	2.4	2.4	2.3	2.4	2.3						
Avg. Stride Length [m]	5.3	7.5	7.2	7.0	6.9	6.9	7.0						





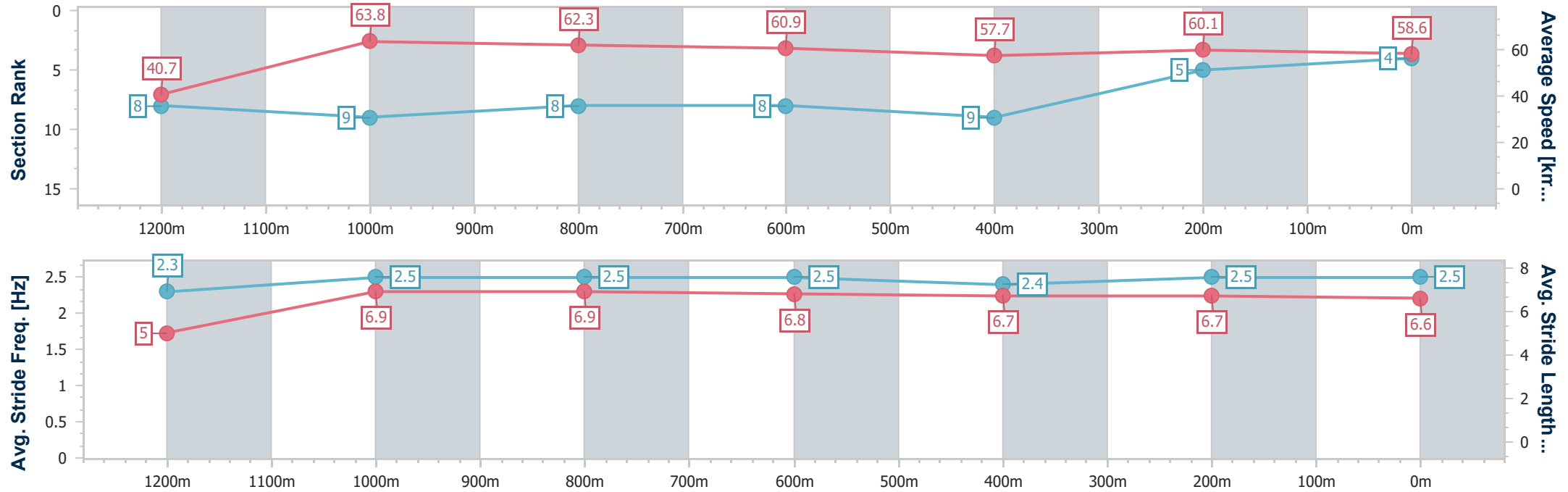
Horse/Jockey Name	Rowdash
Final Rank	4
Fastest Section Time (Section)	0:08.84 (Overall)
Top Speed [km/h] (Section)	65.4 (1200m)
Race State	Finished



Toowoomba QLD Professional
Race 3: LA & MM HANCOCK BUILDERS BENCHMARK 65
Handicap - 1300m
15 March 2025 - 18:19
Track Rating: Good 4, Weather: Fine, Rail Position: True



Section	Overall	1200m	1000m	800m	600m	400m	200m						
Section Times	1:20.65 [4] (0:08.84)	1:11.81 [8] (0:11.33)	1:00.48 [9] (0:11.53)	0:48.95 [8] (0:11.93)	0:37.02 [8] (0:12.57)	0:24.45 [9] (0:12.15)	0:12.30 [5]						
Average Speed [km/h]	40.7	63.8	62.3	60.9	57.7	60.1	58.6						
Top Speed [km/h]	61.9	65.4	63.3	62.9	59.3	61.3	60.3						
Avg. Dist. to Rail [m]	8.1	1.0	0.4	1.6	1.8	4.3	5.4						
Avg. Stride Freq. [Hz]	2.3	2.5	2.5	2.5	2.4	2.5	2.5						
Avg. Stride Length [m]	5.0	6.9	6.9	6.8	6.7	6.7	6.6						





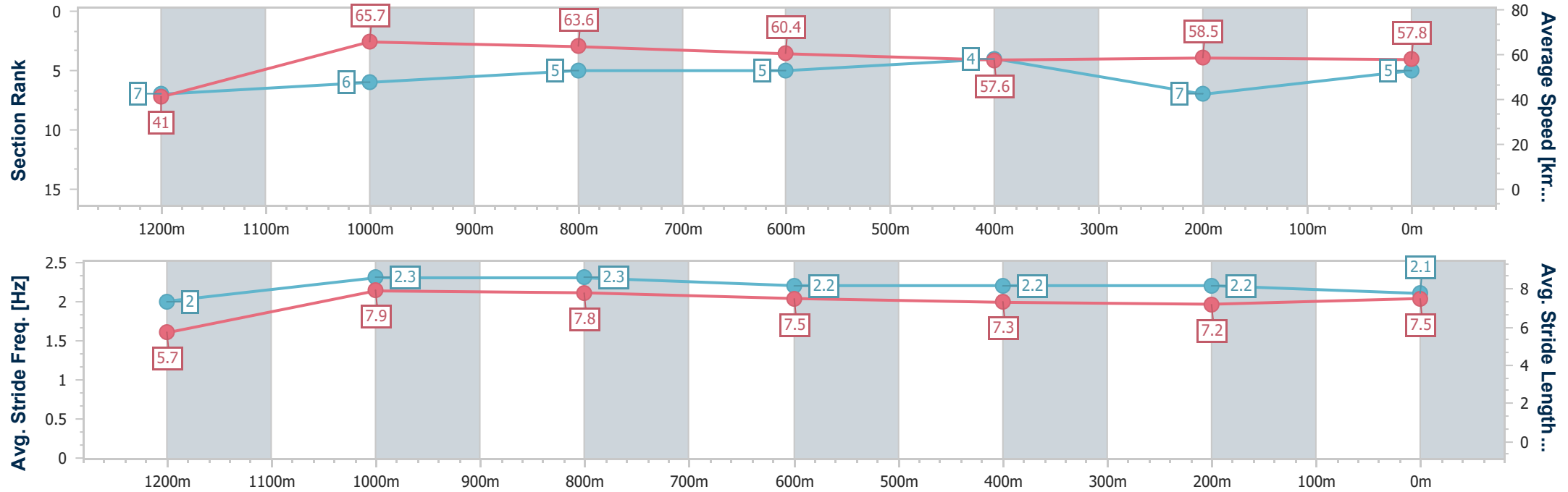
Horse/Jockey Name	Saddle Boy
Final Rank	5
Fastest Section Time (Section)	0:08.75 (Overall)
Top Speed [km/h] (Section)	66.8 (1200m)
Race State	Finished



Toowoomba QLD Professional
Race 3: LA & MM HANCOCK BUILDERS BENCHMARK 65
Handicap - 1300m
15 March 2025 - 18:19
Track Rating: Good 4, Weather: Fine, Rail Position: True



Section	Overall	1200m	1000m	800m	600m	400m	200m						
Section Times	1:20.82 [5] (0:08.75)	1:12.07 [7] (0:11.04)	1:01.03 [6] (0:11.41)	0:49.62 [5] (0:12.02)	0:37.60 [5] (0:12.67)	0:24.93 [4] (0:12.47)	0:12.46 [7] (0:12.46)						
Average Speed [km/h]	41.0	65.7	63.6	60.4	57.6	58.5	57.8						
Top Speed [km/h]	61.7	66.8	65.3	62.1	59.5	59.7	59.6						
Avg. Dist. to Rail [m]	12.3	4.7	2.6	2.3	2.8	4.5	4.1						
Avg. Stride Freq. [Hz]	2.0	2.3	2.3	2.2	2.2	2.2	2.1						
Avg. Stride Length [m]	5.7	7.9	7.8	7.5	7.3	7.2	7.5						





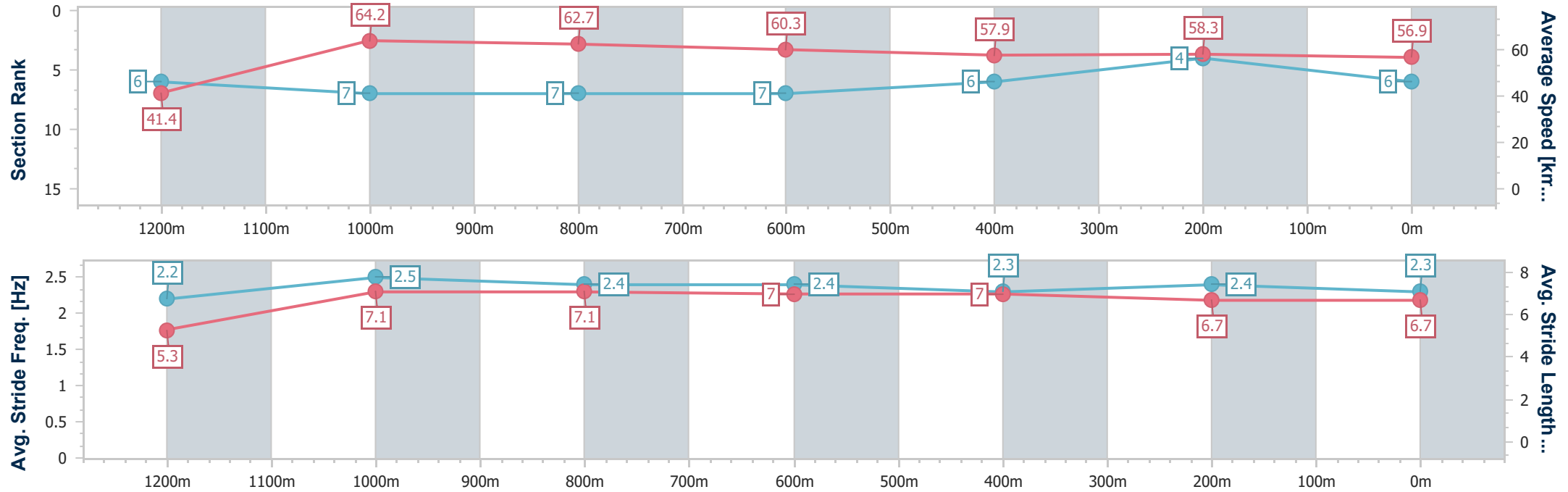
Horse/Jockey Name	Fast Lady
Final Rank	6
Fastest Section Time (Section)	0:08.71 (Overall)
Top Speed [km/h] (Section)	65.4 (1200m)
Race State	Finished



Toowoomba QLD Professional
Race 3: LA & MM HANCOCK BUILDERS BENCHMARK 65
Handicap - 1300m
15 March 2025 - 18:19
Track Rating: Good 4, Weather: Fine, Rail Position: True



Section	Overall	1200m	1000m	800m	600m	400m	200m						
Section Times	1:20.95 [6] (0:08.71)	1:12.24 [6] (0:11.22)	1:01.02 [7] (0:11.56)	0:49.46 [7] (0:11.98)	0:37.48 [7] (0:12.46)	0:25.02 [6] (0:12.40)	0:12.62 [4] (0:12.62)						
Average Speed [km/h]	41.4	64.2	62.7	60.3	57.9	58.3	56.9						
Top Speed [km/h]	62.4	65.4	65.2	62.7	59.5	59.2	59.5						
Avg. Dist. to Rail [m]	7.5	2.6	1.9	1.3	0.3	1.5	0.9						
Avg. Stride Freq. [Hz]	2.2	2.5	2.4	2.4	2.3	2.4	2.3						
Avg. Stride Length [m]	5.3	7.1	7.1	7.0	7.0	6.7	6.7						





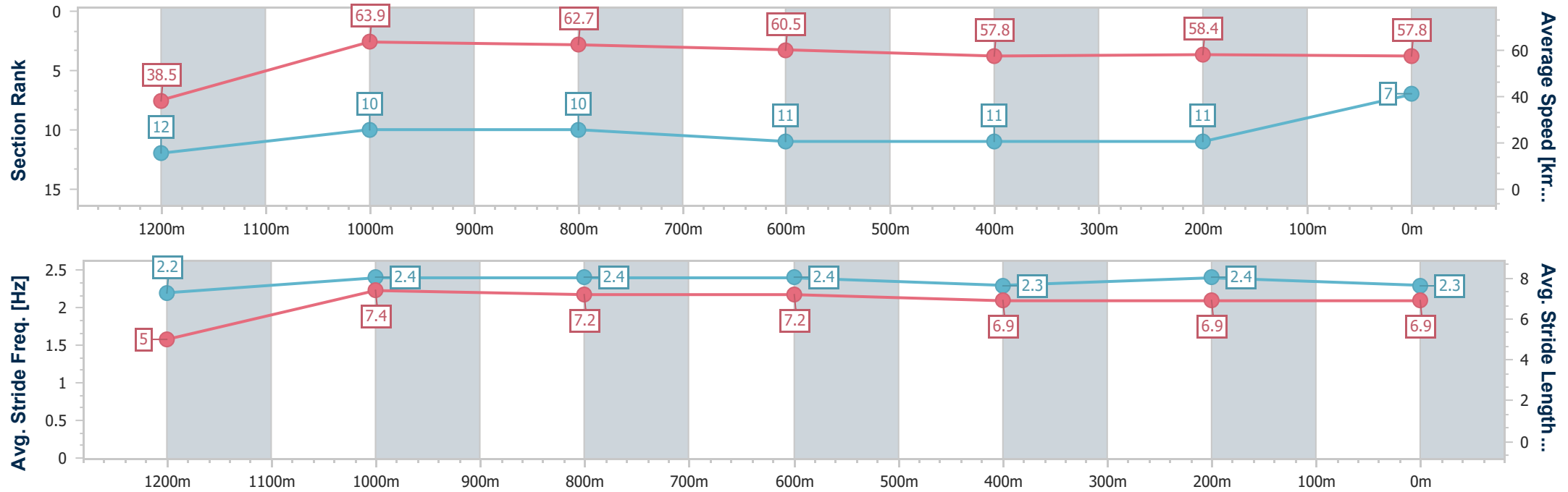
Horse/Jockey Name	Rubaahy
Final Rank	7
Fastest Section Time (Section)	0:09.40 (Overall)
Top Speed [km/h] (Section)	64.9 (1000m)
Race State	Finished



Toowoomba QLD Professional
Race 3: LA & MM HANCOCK BUILDERS BENCHMARK 65
Handicap - 1300m
15 March 2025 - 18:19
Track Rating: Good 4, Weather: Fine, Rail Position: True



Section	Overall	1200m	1000m	800m	600m	400m	200m						
Section Times	1:21.21 [7] (0:09.40)	1:11.81 [12] (0:11.26)	1:00.55 [10] (0:11.46)	0:49.09 [10] (0:11.81)	0:37.28 [11] (0:12.52)	0:24.76 [11] (0:12.32)	0:12.44 [11] (0:12.44)						
Average Speed [km/h]	38.5	63.9	62.7	60.5	57.8	58.4	57.8						
Top Speed [km/h]	61.5	64.8	64.9	62.3	58.9	59.4	59.4						
Avg. Dist. to Rail [m]	2.6	0.5	0.4	1.3	0.5	1.3	2.9						
Avg. Stride Freq. [Hz]	2.2	2.4	2.4	2.4	2.3	2.4	2.3						
Avg. Stride Length [m]	5.0	7.4	7.2	7.2	6.9	6.9	6.9						





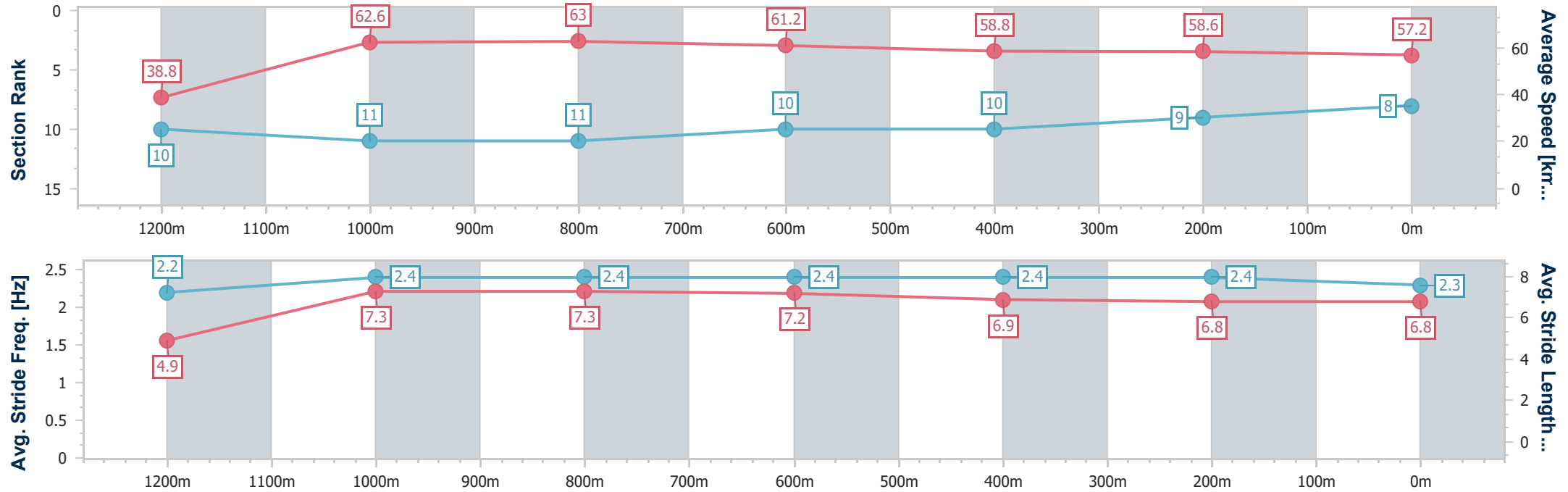
Horse/Jockey Name	Sea Treasures
Final Rank	8
Fastest Section Time (Section)	0:09.22 (Overall)
Top Speed [km/h] (Section)	64.1 (1000m)
Race State	Finished



Toowoomba QLD Professional
Race 3: LA & MM HANCOCK BUILDERS BENCHMARK 65
Handicap - 1300m
15 March 2025 - 18:19
Track Rating: Good 4, Weather: Fine, Rail Position: True



Section	Overall	1200m	1000m	800m	600m	400m	200m						
Section Times	1:21.28 [8] (0:09.22)	1:12.06 [10] (0:11.52)	1:00.54 [11] (0:11.41)	0:49.13 [11] (0:11.69)	0:37.44 [10] (0:12.40)	0:25.04 [10] (0:12.46)	0:12.58 [9] (0:12.58)						
Average Speed [km/h]	38.8	62.6	63.0	61.2	58.8	58.6	57.2						
Top Speed [km/h]	61.7	63.8	64.1	62.3	60.0	60.3	57.9						
Avg. Dist. to Rail [m]	5.6	1.5	0.7	1.2	2.0	4.7	5.9						
Avg. Stride Freq. [Hz]	2.2	2.4	2.4	2.4	2.4	2.4	2.3						
Avg. Stride Length [m]	4.9	7.3	7.3	7.2	6.9	6.8	6.8						





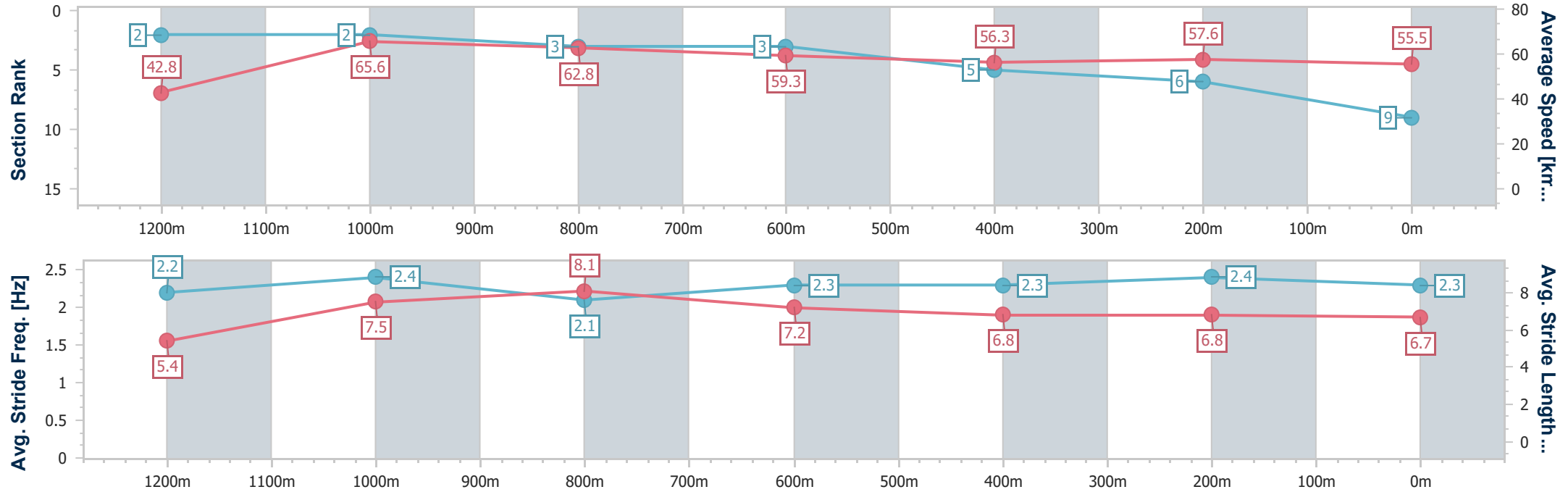
Horse/Jockey Name	Mr Wandji
Final Rank	9
Fastest Section Time (Section)	0:08.43 (Overall)
Top Speed [km/h] (Section)	66.8 (1200m)
Race State	Finished



Toowoomba QLD Professional
Race 3: LA & MM HANCOCK BUILDERS BENCHMARK 65
Handicap - 1300m
15 March 2025 - 18:19
Track Rating: Good 4, Weather: Fine, Rail Position: True



Section	Overall	1200m	1000m	800m	600m	400m	200m						
Section Times	1:21.30 [9] (0:08.43)	1:12.87 [2] (0:10.99)	1:01.88 [2] (0:11.53)	0:50.35 [3] (0:12.16)	0:38.19 [3] (0:12.80)	0:25.39 [5] (0:12.45)	0:12.94 [6] (0:12.94)						
Average Speed [km/h]	42.8	65.6	62.8	59.3	56.3	57.6	55.5						
Top Speed [km/h]	63.9	66.8	65.8	61.8	58.3	58.8	57.6						
Avg. Dist. to Rail [m]	5.4	1.3	1.0	1.4	0.8	0.8	0.9						
Avg. Stride Freq. [Hz]	2.2	2.4	2.1	2.3	2.3	2.4	2.3						
Avg. Stride Length [m]	5.4	7.5	8.1	7.2	6.8	6.8	6.7						





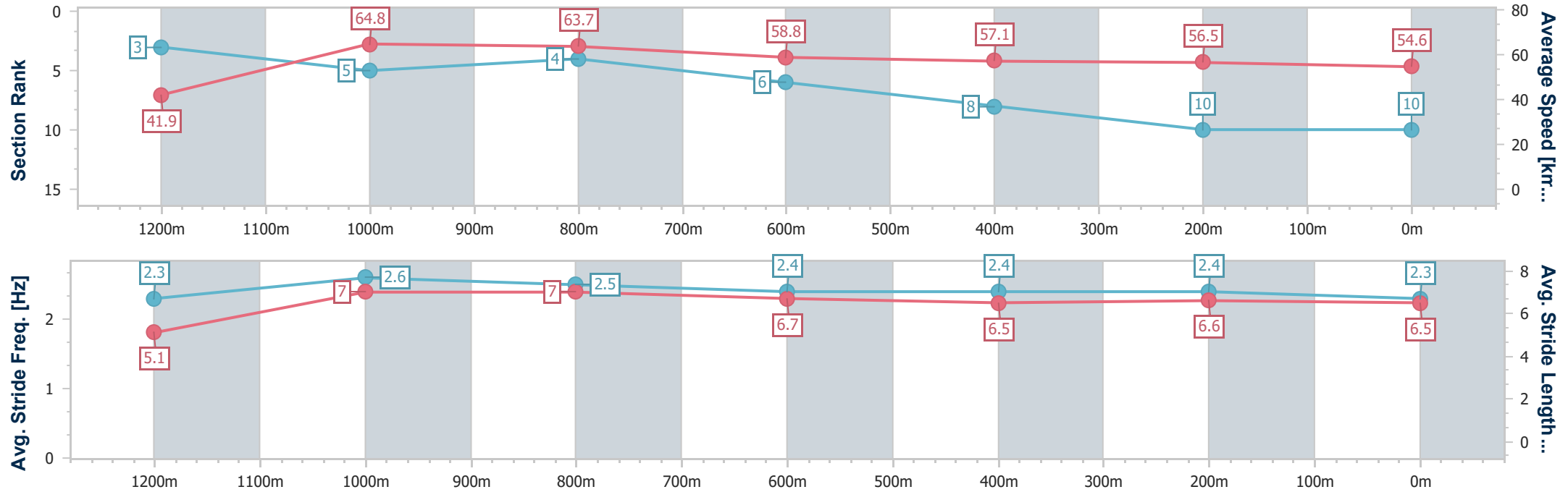
Horse/Jockey Name	Silver City
Final Rank	10
Fastest Section Time (Section)	0:08.60 (Overall)
Top Speed [km/h] (Section)	66.7 (1200m)
Race State	Finished



Toowoomba QLD Professional
Race 3: LA & MM HANCOCK BUILDERS BENCHMARK 65
Handicap - 1300m
15 March 2025 - 18:19
Track Rating: Good 4, Weather: Fine, Rail Position: True



Section	Overall	1200m	1000m	800m	600m	400m	200m						
Section Times	1:21.91 [10] (0:08.60)	1:13.31 [3] (0:11.11)	1:02.20 [5] (0:11.30)	0:50.90 [4] (0:12.32)	0:38.58 [6] (0:12.64)	0:25.94 [8] (0:12.77)	0:13.17 [10] (0:13.17)						
Average Speed [km/h]	41.9	64.8	63.7	58.8	57.1	56.5	54.6						
Top Speed [km/h]	61.4	66.7	65.9	60.7	58.0	57.8	56.1						
Avg. Dist. to Rail [m]	1.6	0.5	0.5	0.7	0.7	1.0	1.0						
Avg. Stride Freq. [Hz]	2.3	2.6	2.5	2.4	2.4	2.4	2.3						
Avg. Stride Length [m]	5.1	7.0	7.0	6.7	6.5	6.6	6.5						





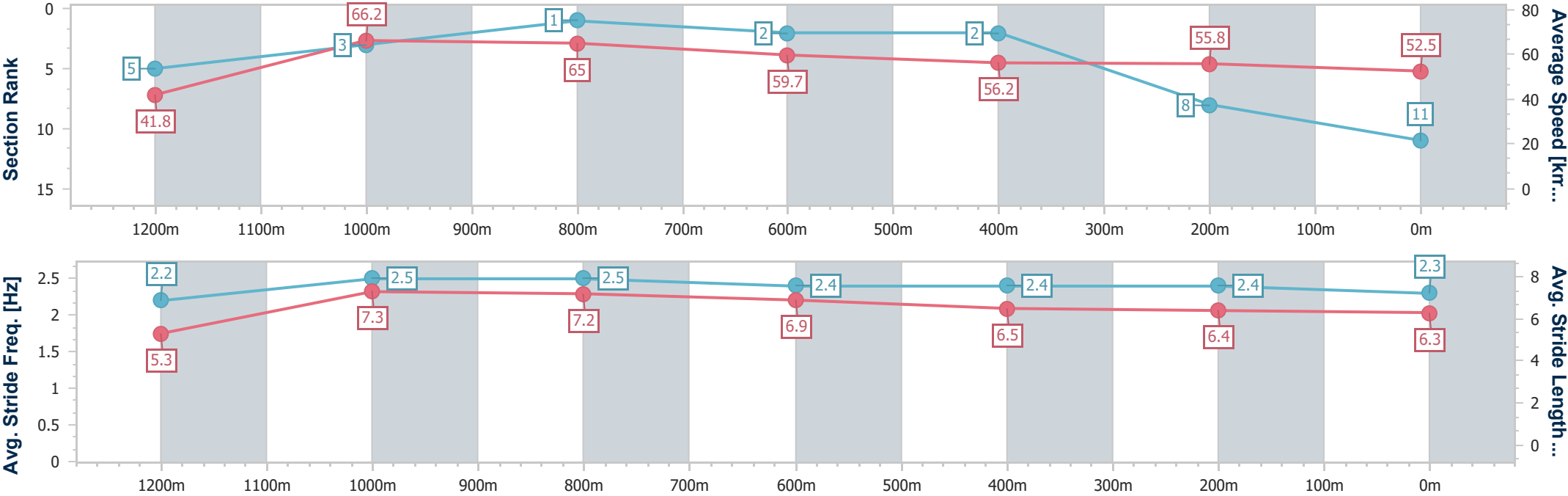
Horse/Jockey Name	Touch Of Gracie
Final Rank	11
Fastest Section Time (Section)	0:08.65 (Overall)
Top Speed [km/h] (Section)	68.0 (1200m)
Race State	Finished



Toowoomba QLD Professional
Race 3: LA & MM HANCOCK BUILDERS BENCHMARK 65
Handicap - 1300m
15 March 2025 - 18:19
Track Rating: Good 4, Weather: Fine, Rail Position: True



Section	Overall	1200m	1000m	800m	600m	400m	200m						
Section Times	1:22.38 [11] (0:08.65)	1:13.73 [5] (0:10.90)	1:02.83 [3] (0:11.23)	0:51.60 [1] (0:12.13)	0:39.47 [2] (0:12.85)	0:26.62 [2] (0:12.90)	0:13.72 [8] (0:13.72)						
Average Speed [km/h]	41.8	66.2	65.0	59.7	56.2	55.8	52.5						
Top Speed [km/h]	65.4	68.0	67.7	62.5	58.8	57.8	54.0						
Avg. Dist. to Rail [m]	13.6	6.4	4.1	1.3	1.0	0.7	0.6						
Avg. Stride Freq. [Hz]	2.2	2.5	2.5	2.4	2.4	2.4	2.3						
Avg. Stride Length [m]	5.3	7.3	7.2	6.9	6.5	6.4	6.3						





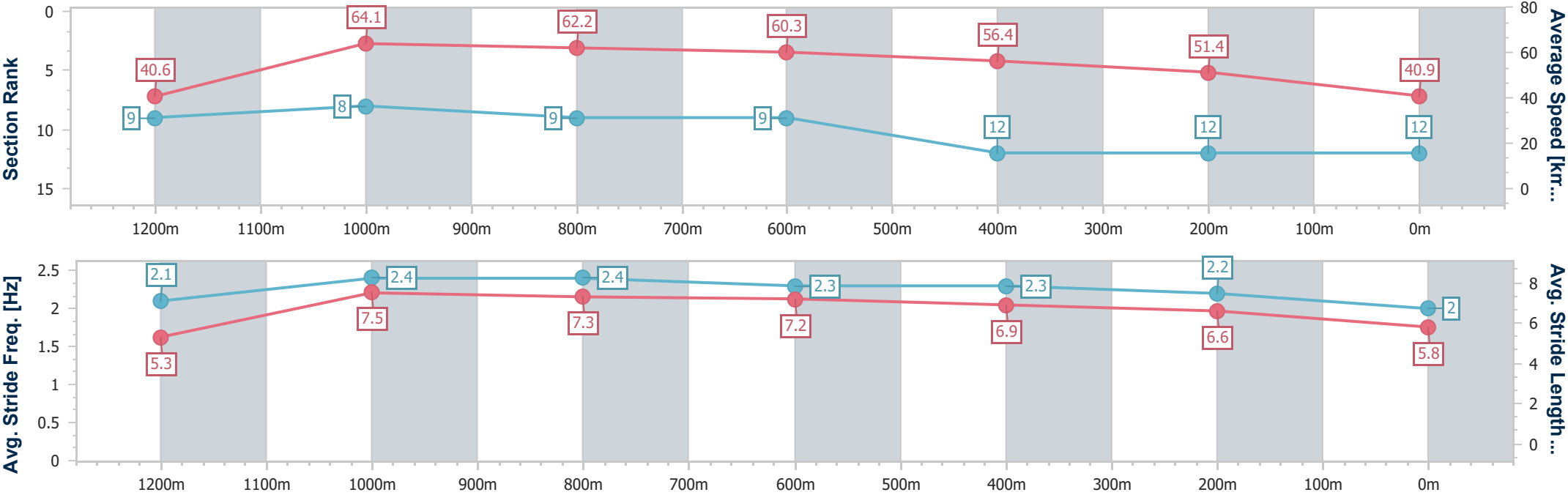
Horse/Jockey Name	Ocean Raider
Final Rank	12
Fastest Section Time (Section)	0:08.85 (Overall)
Top Speed [km/h] (Section)	65.7 (1200m)
Race State	Finished



Toowoomba QLD Professional
Race 3: LA & MM HANCOCK BUILDERS BENCHMARK 65
Handicap - 1300m
15 March 2025 - 18:19
Track Rating: Good 4, Weather: Fine, Rail Position: True



Section	Overall	1200m	1000m	800m	600m	400m	200m						
Section Times	1:28.08 [12] (0:08.85)	1:19.23 [9] (0:11.25)	1:07.98 [8] (0:11.62)	0:56.36 [9] (0:11.98)	0:44.38 [9] (0:12.82)	0:31.56 [12] (0:14.01)	0:17.55 [12] (0:17.55)						
Average Speed [km/h]	40.6	64.1	62.2	60.3	56.4	51.4	40.9						
Top Speed [km/h]	60.8	65.7	64.8	62.3	59.4	53.6	48.1						
Avg. Dist. to Rail [m]	2.4	1.6	1.4	0.9	0.9	0.5	0.6						
Avg. Stride Freq. [Hz]	2.1	2.4	2.4	2.3	2.3	2.2	2.0						
Avg. Stride Length [m]	5.3	7.5	7.3	7.2	6.9	6.6	5.8						





Toowoomba QLD Professional
Race 4: GREENRIDGE CONNECT BENCHMARK 65 Handicap - 1050m
15 March 2025 - 18:53



Track Rating: Good 4, Weather: Fine, Rail Position: True

Section		Overall				1000m	800m	600m	400m	200m	Last 600m		
Field Times		1:03.70 (0:04.34)				0:59.36 (0:12.51)	0:46.85 (0:11.52)	0:35.33 (0:11.43)	0:23.90 (0:11.66)	0:12.24 (0:12.24)	0:35.33		
Rank	TAB	Horse/Jockey	Barrier	Top Speed [km/h]	Fastest Section							Margin	Distance Travelled [m]
1	4	STAROSKA	3	64.3	0:04.34	1:03.70 [1]	0:59.36 [1]	0:46.85 [1]	0:35.18 [2]	0:23.34 [2]	0:11.83 [2]	1:03.70	0:35.18
		Cobi Vitler		600m	Overall	(0:04.34)	(0:12.51)	(0:11.67)	(0:11.84)	(0:11.51)	(0:11.83)		
2	3	WHO SHOT SUZY	2	64.4	0:05.23	1:03.77 [2]	0:58.54 [5]	0:46.86 [2]	0:35.40 [1]	0:23.97 [1]	0:12.31 [1]	0.3L	0:35.40
		Kelsey Lenton		600m	Overall	(0:05.23)	(0:11.68)	(0:11.46)	(0:11.43)	(0:11.66)	(0:12.31)		-8
3	6	DECISIVE LASS	4	63.8	0:05.23	1:04.05 [3]	0:58.82 [4]	0:46.52 [5]	0:35.07 [5]	0:23.56 [5]	0:11.98 [4]	1.8L	0:35.07
		Yvette Lewis		800m	Overall	(0:05.23)	(0:12.30)	(0:11.45)	(0:11.51)	(0:11.58)	(0:11.98)		-6
4	11	BUTT HEADS	5	64.6	0:04.71	1:04.44 [4]	0:59.73 [2]	0:47.22 [4]	0:35.60 [4]	0:24.02 [3]	0:12.38 [3]	4.1L	0:35.60
		Les Tilley		600m	Overall	(0:04.71)	(0:12.51)	(0:11.62)	(0:11.58)	(0:11.64)	(0:12.38)		+1
5	5	THIEF BY NIGHT	1	66.7	0:04.87	1:04.59 [5]	0:59.72 [3]	0:47.64 [3]	0:36.06 [3]	0:24.15 [4]	0:12.26 [5]	4.9L	0:36.06
		Nathan Fazackerley		600m	Overall	(0:04.87)	(0:12.08)	(0:11.58)	(0:11.91)	(0:11.89)	(0:12.26)		+0

Scratched: Kwami (#7), Keyboard (#9), Lady Invader (#10), Medals (#2), Platinum Gift (#12), Flank Speed (#1), Buckaltius (#8)



Horse/Jockey Name	Staroshka
Final Rank	1
Fastest Section Time (Section)	0:04.34 (Overall)
Top Speed [km/h] (Section)	64.3 (600m)
Race State	Finished



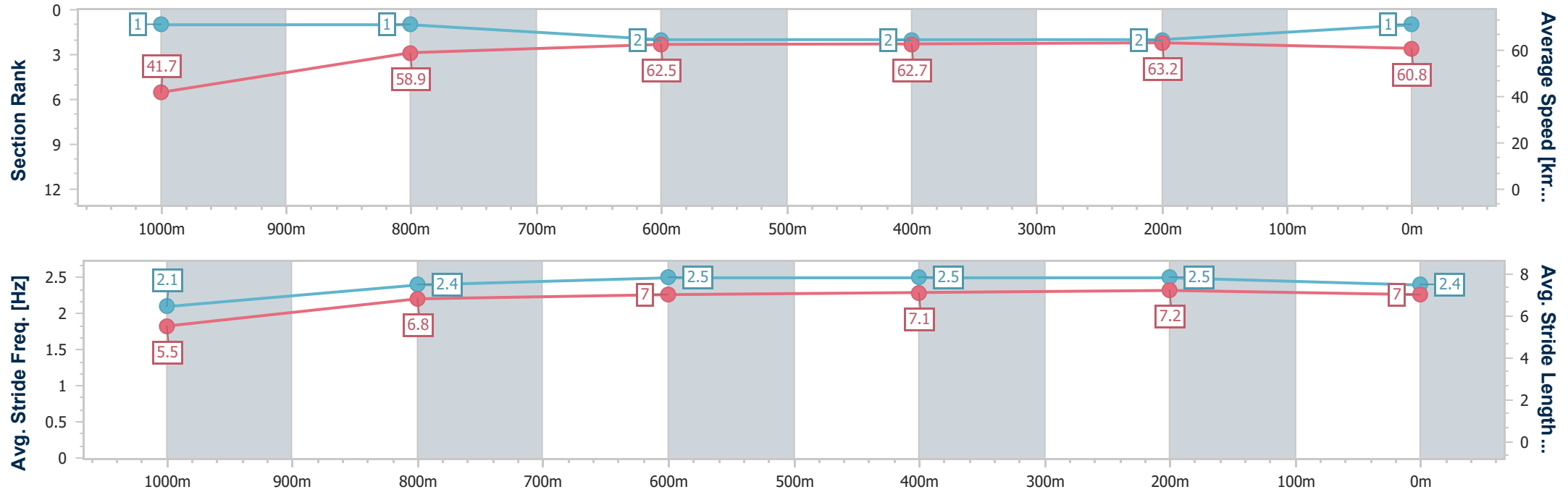
Toowoomba QLD Professional
Race 4: GREENRIDGE CONNECT BENCHMARK 65 Handicap -
1050m



15 March 2025 - 18:53

Track Rating: Good 4, Weather: Fine, Rail Position: True

Section	Overall	1000m	800m	600m	400m	200m							
Section Times	1:03.70 [1] (0:04.34)	0:59.36 [1] (0:12.51)	0:46.85 [1] (0:11.67)	0:35.18 [2] (0:11.84)	0:23.34 [2] (0:11.51)	0:11.83 [2] (0:11.83)							
Average Speed [km/h]	41.7	58.9	62.5	62.7	63.2	60.8							
Top Speed [km/h]	51.4	61.5	64.1	64.3	64.2	63.3							
Avg. Dist. to Rail [m]	23.6	9.0	4.3	5.8	2.8	3.6							
Avg. Stride Freq. [Hz]	2.1	2.4	2.5	2.5	2.5	2.4							
Avg. Stride Length [m]	5.5	6.8	7.0	7.1	7.2	7.0							



[] Ranking at each section and finish
- - - - No data available at this section
NA No data available



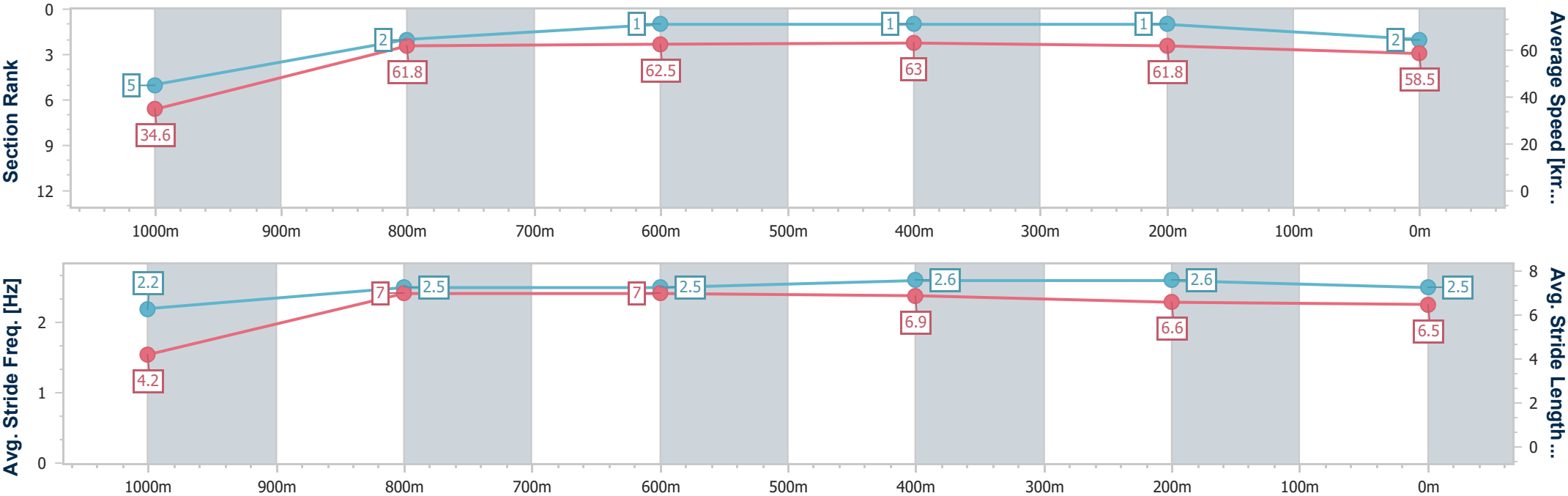
Horse/Jockey Name	Who Shot Suzy
Final Rank	2
Fastest Section Time (Section)	0:05.23 (Overall)
Top Speed [km/h] (Section)	64.4 (600m)
Race State	Finished



Toowoomba QLD Professional
Race 4: GREENRIDGE CONNECT BENCHMARK 65 Handicap - 1050m
15 March 2025 - 18:53
Track Rating: Good 4, Weather: Fine, Rail Position: True



Section	Overall	1000m	800m	600m	400m	200m							
Section Times	1:03.77 [2] (0:05.23)	0:58.54 [5] (0:11.68)	0:46.86 [2] (0:11.46)	0:35.40 [1] (0:11.43)	0:23.97 [1] (0:11.66)	0:12.31 [1] (0:12.31)							
Average Speed [km/h]	34.6	61.8	62.5	63.0	61.8	58.5							
Top Speed [km/h]	58.6	62.6	63.9	64.4	63.7	61.7							
Avg. Dist. to Rail [m]	18.3	3.9	1.0	0.5	0.6	0.9							
Avg. Stride Freq. [Hz]	2.2	2.5	2.5	2.6	2.6	2.5							
Avg. Stride Length [m]	4.2	7.0	7.0	6.9	6.6	6.5							





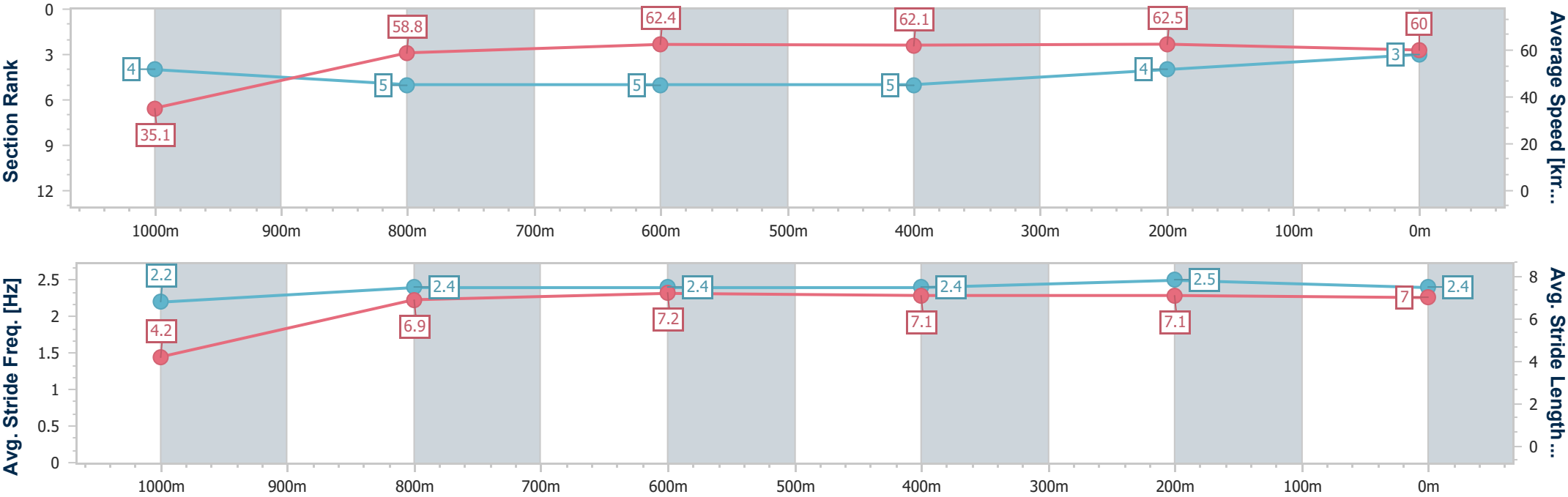
Horse/Jockey Name	Decisive Lass
Final Rank	3
Fastest Section Time (Section)	0:05.23 (Overall)
Top Speed [km/h] (Section)	63.8 (800m)
Race State	Finished



Toowoomba QLD Professional
Race 4: GREENRIDGE CONNECT BENCHMARK 65 Handicap - 1050m
15 March 2025 - 18:53
Track Rating: Good 4, Weather: Fine, Rail Position: True



Section	Overall	1000m	800m	600m	400m	200m							
Section Times	1:04.05 [3] (0:05.23)	0:58.82 [4] (0:12.30)	0:46.52 [5] (0:11.45)	0:35.07 [5] (0:11.51)	0:23.56 [5] (0:11.58)	0:11.98 [4] (0:11.98)							
Average Speed [km/h]	35.1	58.8	62.4	62.1	62.5	60.0							
Top Speed [km/h]	53.4	62.2	63.8	63.4	63.5	61.8							
Avg. Dist. to Rail [m]	22.4	5.5	2.6	1.6	1.2	2.1							
Avg. Stride Freq. [Hz]	2.2	2.4	2.4	2.4	2.5	2.4							
Avg. Stride Length [m]	4.2	6.9	7.2	7.1	7.1	7.0							





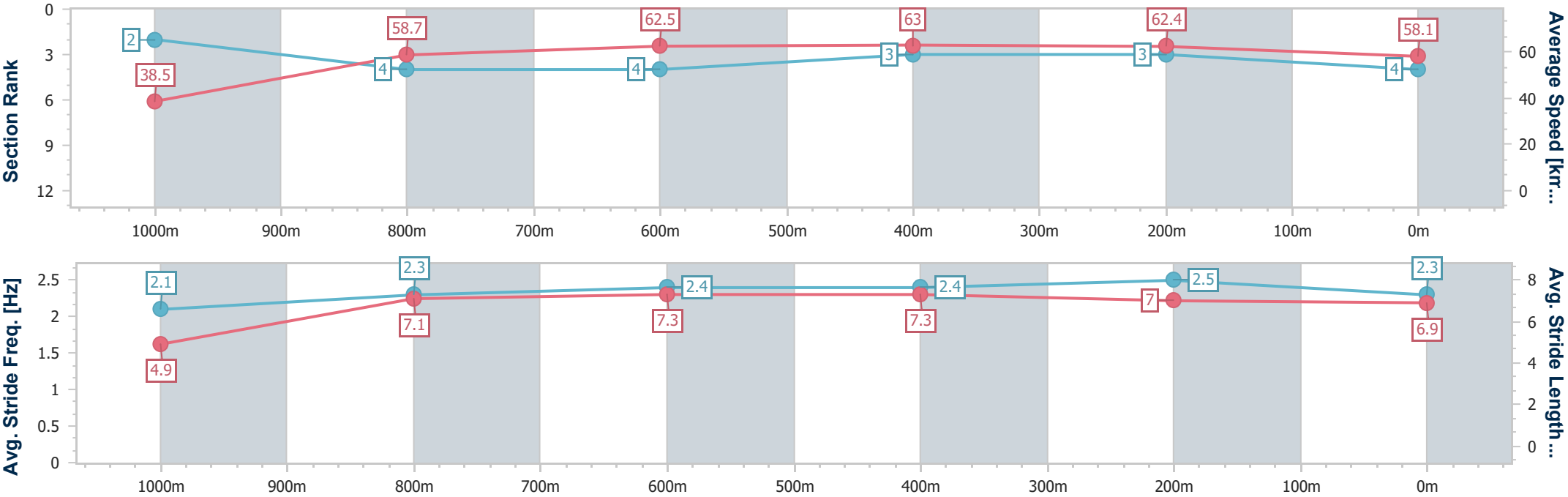
Horse/Jockey Name	Butt Heads
Final Rank	4
Fastest Section Time (Section)	0:04.71 (Overall)
Top Speed [km/h] (Section)	64.6 (600m)
Race State	Finished



Toowoomba QLD Professional
Race 4: GREENRIDGE CONNECT BENCHMARK 65 Handicap - 1050m
15 March 2025 - 18:53
Track Rating: Good 4, Weather: Fine, Rail Position: True



Section	Overall	1000m	800m	600m	400m	200m							
Section Times	1:04.44 [4] (0:04.71)	0:59.73 [2] (0:12.51)	0:47.22 [4] (0:11.62)	0:35.60 [4] (0:11.58)	0:24.02 [3] (0:11.64)	0:12.38 [3] (0:12.38)							
Average Speed [km/h]	38.5	58.7	62.5	63.0	62.4	58.1							
Top Speed [km/h]	52.0	61.2	64.1	64.6	63.8	61.5							
Avg. Dist. to Rail [m]	25.1	7.8	2.4	2.9	2.6	0.9							
Avg. Stride Freq. [Hz]	2.1	2.3	2.4	2.4	2.5	2.3							
Avg. Stride Length [m]	4.9	7.1	7.3	7.3	7.0	6.9							





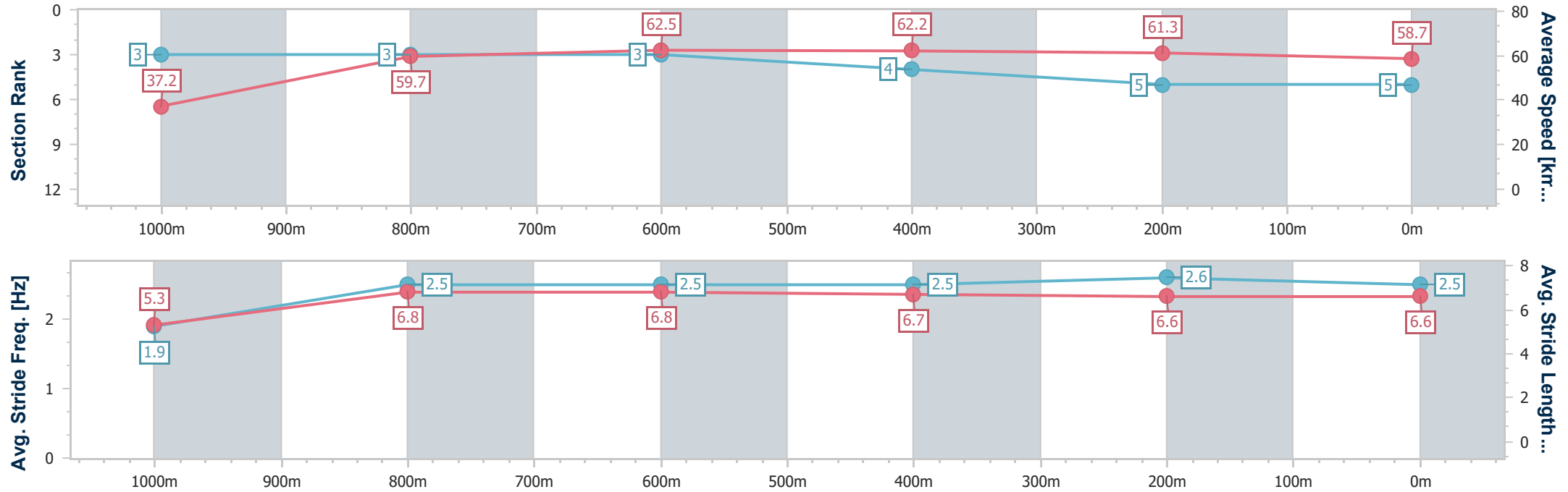
Horse/Jockey Name	Thief By Night
Final Rank	5
Fastest Section Time (Section)	0:04.87 (Overall)
Top Speed [km/h] (Section)	66.7 (600m)
Race State	Finished



Toowoomba QLD Professional
Race 4: GREENRIDGE CONNECT BENCHMARK 65 Handicap - 1050m
15 March 2025 - 18:53
Track Rating: Good 4, Weather: Fine, Rail Position: True



Section	Overall	1000m	800m	600m	400m	200m							
Section Times	1:04.59 [5] (0:04.87)	0:59.72 [3] (0:12.08)	0:47.64 [3] (0:11.58)	0:36.06 [3] (0:11.91)	0:24.15 [4] (0:11.89)	0:12.26 [5] (0:12.26)							
Average Speed [km/h]	37.2	59.7	62.5	62.2	61.3	58.7							
Top Speed [km/h]	52.4	62.3	65.6	66.7	63.0	61.2							
Avg. Dist. to Rail [m]	17.7	3.1	0.8	5.5	3.6	1.7							
Avg. Stride Freq. [Hz]	1.9	2.5	2.5	2.5	2.6	2.5							
Avg. Stride Length [m]	5.3	6.8	6.8	6.7	6.6	6.6							





Toowoomba QLD Professional
Race 5: BROWN & HURLEY Class 2 Handicap - 1625m
15 March 2025 - 19:28



Track Rating: Good 4, Weather: Fine, Rail Position: True

Section						Overall	1400m	1200m	1000m	800m	600m	400m	Last 600m		
Field Times						1:40.24 (0:14.70)	1:25.54 (0:10.81)	1:14.73 (0:11.73)	1:03.00 (0:12.72)	0:50.28 (0:12.67)	0:37.61 (0:12.48)	0:25.13 (0:12.35)	0:37.61		
Rank	TAB	Horse/Jockey	Barrier	Top Speed [km/h]	Fastest Section									Distance Travelled [m]	
1	1	CAPE CRUSADER	6	66.7	0:11.08	1:40.24 [1]	1:24.89 [5]	1:13.81 [5]	1:02.27 [5]	0:49.53 [5]	0:37.04 [5]	0:24.85 [3]	0:37.04		
		Nozi Tomizawa		1400m	1400m	(0:15.35)	(0:11.08)	(0:11.54)	(0:12.74)	(0:12.49)	(0:12.19)	(0:12.21)			
2	3	EARL OF DEVON	9	68.4	0:10.70	1:40.27 [2]	1:25.43 [2]	1:14.73 [2]	1:03.03 [1]	0:50.31 [1]	0:37.58 [2]	0:25.16 [1]	0:37.58 +0		
		Kelsey Lenton		1400m	1400m	(0:14.84)	(0:10.70)	(0:11.70)	(0:12.72)	(0:12.73)	(0:12.42)	(0:12.35)			
3	4	FARWEST	4	67.2	0:11.00	1:40.48 [3]	1:24.99 [6]	1:13.99 [6]	1:02.43 [6]	0:49.67 [6]	0:37.21 [6]	0:24.80 [6]	0:37.21 -5		
		Cobi Vitler		Overall	1400m	(0:15.49)	(0:11.00)	(0:11.56)	(0:12.76)	(0:12.46)	(0:12.41)	(0:12.43)			
4	8	ANOTHER DAZZLER	5	65.6	0:11.22	1:40.77 [4]	1:25.16 [7]	1:13.94 [8]	1:02.46 [8]	0:49.63 [8]	0:37.34 [7]	0:24.92 [7]	0:37.34 +1		
		Karl Zechner		1400m	1400m	(0:15.61)	(0:11.22)	(0:11.48)	(0:12.83)	(0:12.29)	(0:12.42)	(0:12.51)			
5	6	BY BY BEAN	8	68.8	0:10.81	1:41.30 [5]	1:26.60 [1]	1:15.79 [1]	1:04.00 [2]	0:51.17 [2]	0:38.67 [1]	0:26.05 [2]	0:38.67 +3		
		Kenji Yoshida		1400m	1400m	(0:14.70)	(0:10.81)	(0:11.79)	(0:12.83)	(0:12.50)	(0:12.62)	(0:12.86)			
6	9	CHAMPAGNES ON ME	3	67.0	0:10.96	1:41.84 [6]	1:26.56 [4]	1:15.60 [4]	1:04.05 [4]	0:51.32 [4]	0:38.89 [4]	0:26.43 [4]	0:38.89 -5		
		Micheal Hellyer		1400m	1400m	(0:15.28)	(0:10.96)	(0:11.55)	(0:12.73)	(0:12.43)	(0:12.46)	(0:12.93)			
7	7	GUTHO	2	66.4	0:10.87	1:42.34 [7]	1:26.46 [8]	1:15.59 [7]	1:04.13 [7]	0:51.22 [7]	0:38.85 [8]	0:26.32 [8]	0:38.85 -2		
		Wayne O'Connell		Overall	1400m	(0:15.88)	(0:10.87)	(0:11.46)	(0:12.91)	(0:12.37)	(0:12.53)	(0:12.91)			
8	5	CORDOZAR	7	68.6	0:10.88	1:42.46 [8]	1:27.33 [3]	1:16.45 [3]	1:04.88 [3]	0:52.15 [3]	0:39.57 [3]	0:26.94 [5]	0:39.57 +3		
		Jace McMurray		1400m	1400m	(0:15.13)	(0:10.88)	(0:11.57)	(0:12.73)	(0:12.58)	(0:12.63)	(0:13.17)			
9	10	MAKE HASTE	1	67.9	0:11.02	1:47.00 [9]	1:29.69 [9]	1:18.67 [9]	1:07.51 [9]	0:55.47 [9]	0:43.01 [9]	0:29.76 [9]	0:43.01 -7		
		Luke Tarrant		Overall	1400m	(0:17.31)	(0:11.02)	(0:11.16)	(0:12.04)	(0:12.46)	(0:13.25)	(0:14.24)			

Scratched: Got Yourself A Gun (#2), Planned Encounter (#11)



Toowoomba QLD Professional
Race 5: BROWN & HURLEY Class 2 Handicap - 1625m
15 March 2025 - 19:28



Track Rating: Good 4, Weather: Fine, Rail Position: True

Section Field Times				200m 0:12.78 (0:12.78)		Last 600m 0:37.61			
Rank	TAB	Horse/Jockey	Barrier	Top Speed [km/h]	Fastest Section	Margin			Distance Travelled [m]
1	1	CAPE CRUSADER	6	66.7	0:11.08	0:12.64 [2]	1:40.24		0:37.04
		Nozi Tomizawa		1400m	1400m	(0:12.64)			
2	3	EARL OF DEVON	9	68.4	0:10.70	0:12.81 [1]	0.2L		0:37.58 +0
		Kelsey Lenton		1400m	1400m	(0:12.81)			
3	4	FARWEST	4	67.2	0:11.00	0:12.37 [3]	1.5L		0:37.21 -5
		Cobi Vitler		Overall	1400m	(0:12.37)			
4	8	ANOTHER DAZZLER	5	65.6	0:11.22	0:12.41 [6]	3L		0:37.34 +1
		Karl Zechner		1400m	1400m	(0:12.41)			
5	6	BY BY BEAN	8	68.8	0:10.81	0:13.19 [4]	6L		0:38.67 +3
		Kenji Yoshida		1400m	1400m	(0:13.19)			
6	9	CHAMPAGNES ON ME	3	67.0	0:10.96	0:13.50 [5]	9L		0:38.89 -5
		Micheal Hellyer		1400m	1400m	(0:13.50)			
7	7	GUTHO	2	66.4	0:10.87	0:13.41 [8]	11.8L		0:38.85 -2
		Wayne O'Connell		Overall	1400m	(0:13.41)			
8	5	CORDOZAR	7	68.6	0:10.88	0:13.77 [7]	12.3L		0:39.57 +3
		Jace McMurray		1400m	1400m	(0:13.77)			
9	10	MAKE HASTE	1	67.9	0:11.02	0:15.52 [9]	38.8L		0:43.01 -7
		Luke Tarrant		Overall	1400m	(0:15.52)			

Scratched: Got Yourself A Gun (#2), Planned Encounter (#11)



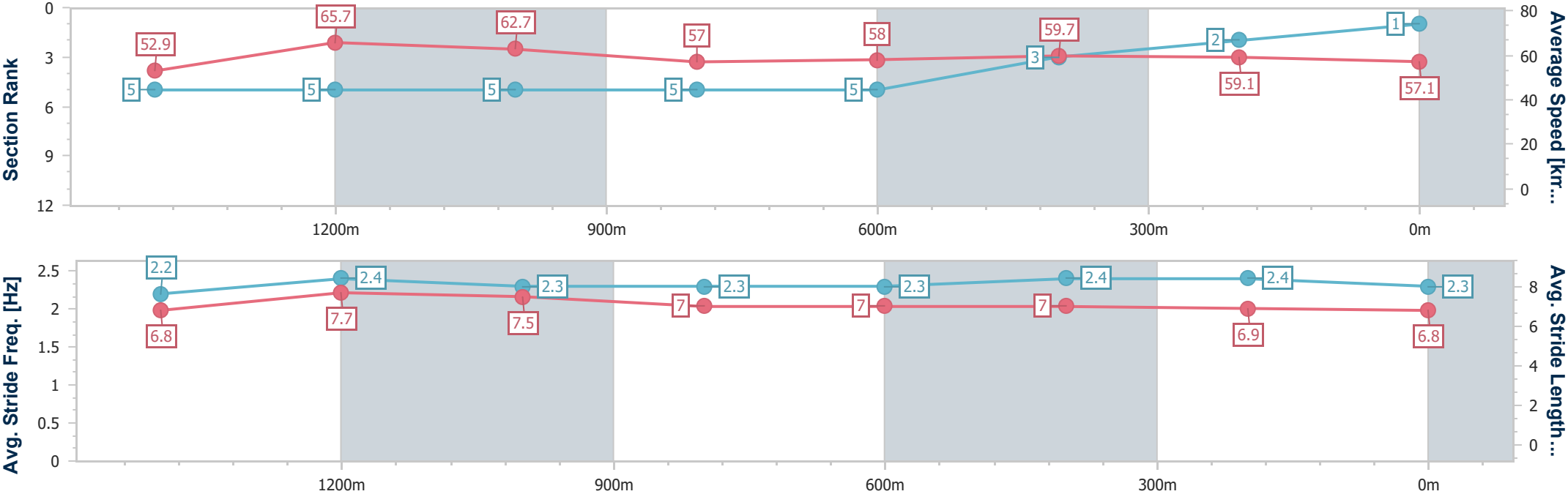
Horse/Jockey Name	Cape Crusader
Final Rank	1
Fastest Section Time (Section)	0:11.08 (1400m)
Top Speed [km/h] (Section)	66.7 (1400m)
Race State	Finished



Toowoomba QLD Professional
Race 5: BROWN & HURLEY Class 2 Handicap - 1625m
15 March 2025 - 19:28
Track Rating: Good 4, Weather: Fine, Rail Position: True



Section	Overall	1400m	1200m	1000m	800m	600m	400m	200m					
Section Times	1:40.24 [1] (0:15.35)	1:24.89 [5] (0:11.08)	1:13.81 [5] (0:11.54)	1:02.27 [5] (0:12.74)	0:49.53 [5] (0:12.49)	0:37.04 [5] (0:12.19)	0:24.85 [3] (0:12.21)	0:12.64 [2] (0:12.64)					
Average Speed [km/h]	52.9	65.7	62.7	57.0	58.0	59.7	59.1	57.1					
Top Speed [km/h]	66.0	66.7	63.9	60.4	59.2	61.0	60.4	59.0					
Avg. Dist. to Rail [m]	5.2	1.6	2.1	2.2	2.7	1.9	1.3	0.8					
Avg. Stride Freq. [Hz]	2.2	2.4	2.3	2.3	2.3	2.4	2.4	2.3					
Avg. Stride Length [m]	6.8	7.7	7.5	7.0	7.0	7.0	6.9	6.8					





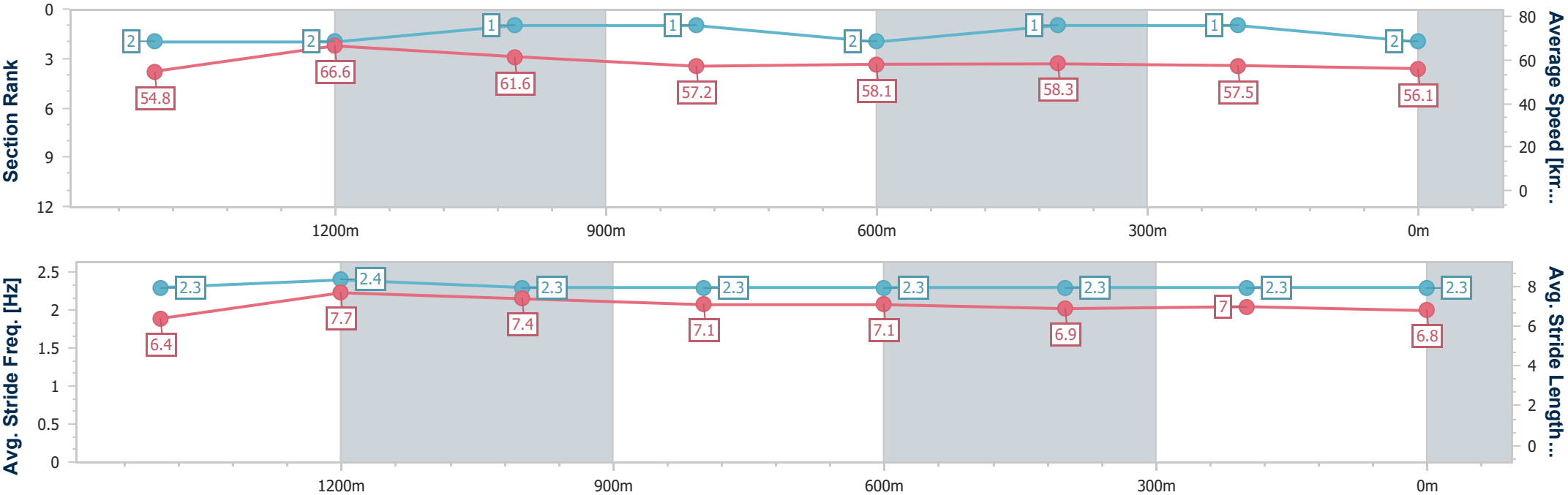
Horse/Jockey Name	Earl Of Devon
Final Rank	2
Fastest Section Time (Section)	0:10.70 (1400m)
Top Speed [km/h] (Section)	68.4 (1400m)
Race State	Finished



Toowoomba QLD Professional
Race 5: BROWN & HURLEY Class 2 Handicap - 1625m
15 March 2025 - 19:28
Track Rating: Good 4, Weather: Fine, Rail Position: True



Section	Overall	1400m	1200m	1000m	800m	600m	400m	200m					
Section Times	1:40.27 [2] (0:14.84)	1:25.43 [2] (0:10.70)	1:14.73 [2] (0:11.70)	1:03.03 [1] (0:12.72)	0:50.31 [1] (0:12.73)	0:37.58 [2] (0:12.42)	0:25.16 [1] (0:12.35)	0:12.81 [1] (0:12.81)					
Average Speed [km/h]	54.8	66.6	61.6	57.2	58.1	58.3	57.5	56.1					
Top Speed [km/h]	67.3	68.4	64.3	58.4	59.0	60.7	58.0	56.8					
Avg. Dist. to Rail [m]	4.5	1.2	2.4	3.8	6.4	2.2	3.1	2.6					
Avg. Stride Freq. [Hz]	2.3	2.4	2.3	2.3	2.3	2.3	2.3	2.3					
Avg. Stride Length [m]	6.4	7.7	7.4	7.1	7.1	6.9	7.0	6.8					





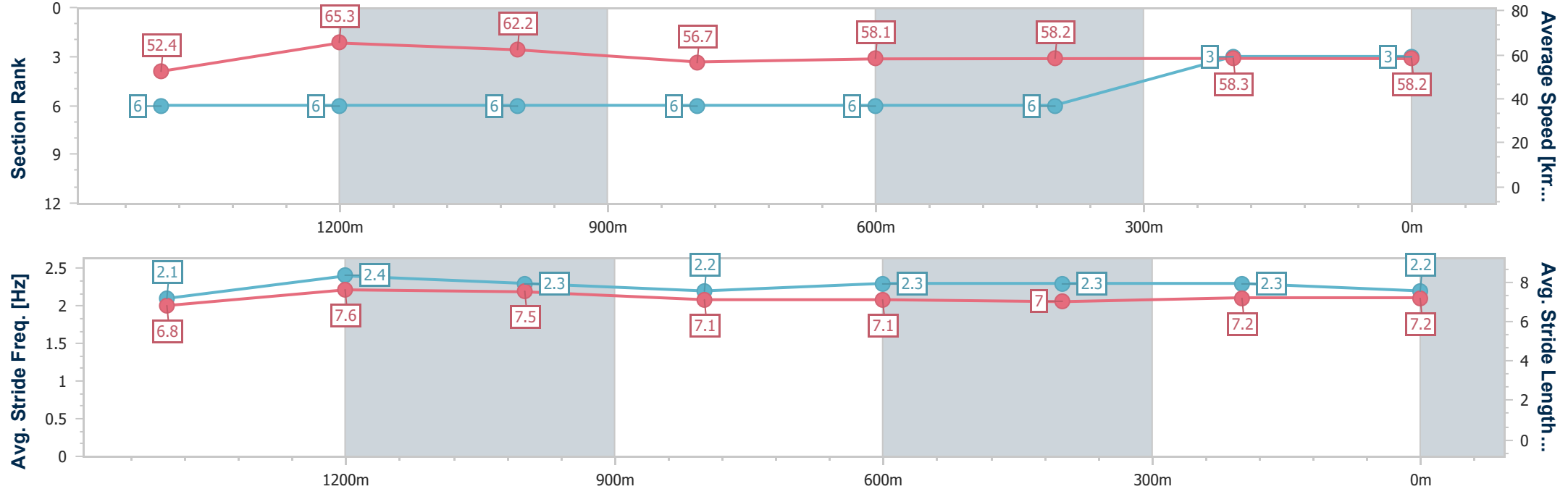
Horse/Jockey Name	Farwest
Final Rank	3
Fastest Section Time (Section)	0:11.00 (1400m)
Top Speed [km/h] (Section)	67.2 (Overall)
Race State	Finished



Toowoomba QLD Professional
Race 5: BROWN & HURLEY Class 2 Handicap - 1625m
15 March 2025 - 19:28
Track Rating: Good 4, Weather: Fine, Rail Position: True



Section	Overall	1400m	1200m	1000m	800m	600m	400m	200m					
Section Times	1:40.48 [3] (0:15.49)	1:24.99 [6] (0:11.00)	1:13.99 [6] (0:11.56)	1:02.43 [6] (0:12.76)	0:49.67 [6] (0:12.46)	0:37.21 [6] (0:12.41)	0:24.80 [6] (0:12.43)	0:12.37 [3] (0:12.37)					
Average Speed [km/h]	52.4	65.3	62.2	56.7	58.1	58.2	58.3	58.2					
Top Speed [km/h]	67.2	67.2	64.1	60.3	59.4	59.5	58.9	59.5					
Avg. Dist. to Rail [m]	2.3	0.7	1.1	0.6	1.5	0.7	1.9	2.5					
Avg. Stride Freq. [Hz]	2.1	2.4	2.3	2.2	2.3	2.3	2.3	2.2					
Avg. Stride Length [m]	6.8	7.6	7.5	7.1	7.1	7.0	7.2	7.2					





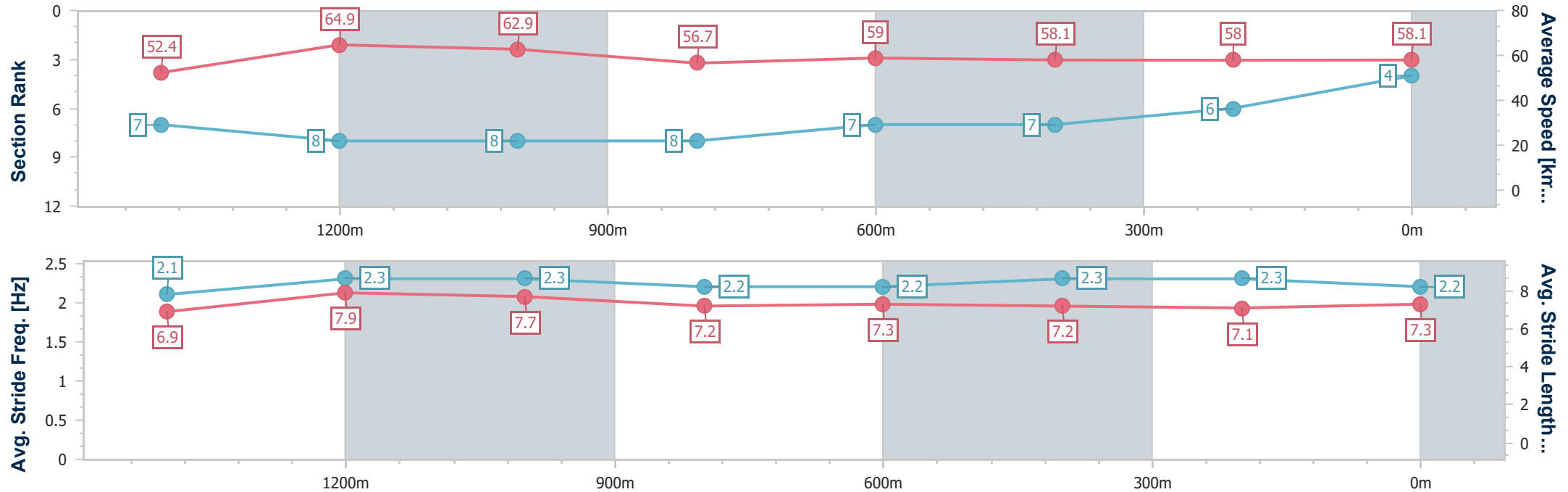
Horse/Jockey Name	Another Dazzler
Final Rank	4
Fastest Section Time (Section)	0:11.22 (1400m)
Top Speed [km/h] (Section)	65.6 (1400m)
Race State	Finished



Toowoomba QLD Professional
Race 5: BROWN & HURLEY Class 2 Handicap - 1625m
15 March 2025 - 19:28
Track Rating: Good 4, Weather: Fine, Rail Position: True



Section	Overall	1400m	1200m	1000m	800m	600m	400m	200m					
Section Times	1:40.77 [4] (0:15.61)	1:25.16 [7] (0:11.22)	1:13.94 [8] (0:11.48)	1:02.46 [8] (0:12.83)	0:49.63 [8] (0:12.29)	0:37.34 [7] (0:12.42)	0:24.92 [7] (0:12.51)	0:12.41 [6] (0:12.41)					
Average Speed [km/h]	52.4	64.9	62.9	56.7	59.0	58.1	58.0	58.1					
Top Speed [km/h]	65.0	65.6	65.4	60.8	60.6	59.5	58.7	59.0					
Avg. Dist. to Rail [m]	6.9	2.4	2.8	2.9	1.6	0.8	2.6	3.1					
Avg. Stride Freq. [Hz]	2.1	2.3	2.3	2.2	2.2	2.3	2.3	2.2					
Avg. Stride Length [m]	6.9	7.9	7.7	7.2	7.3	7.2	7.1	7.3					





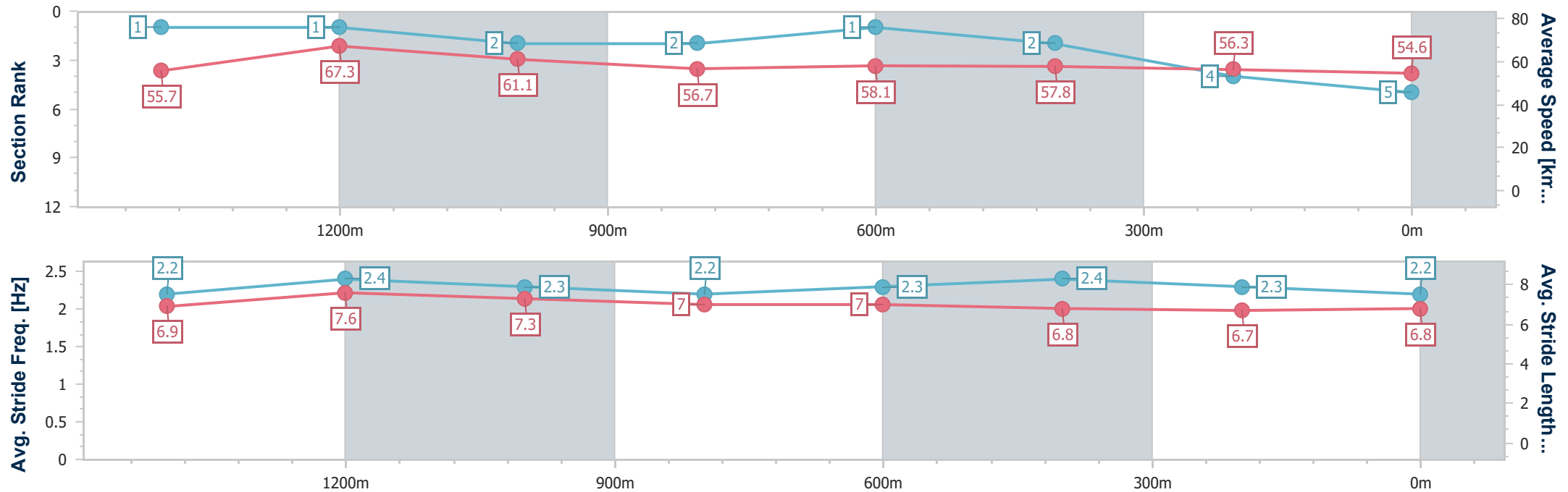
Horse/Jockey Name	By By Bean
Final Rank	5
Fastest Section Time (Section)	0:10.81 (1400m)
Top Speed [km/h] (Section)	68.8 (1400m)
Race State	Finished



Toowoomba QLD Professional
Race 5: BROWN & HURLEY Class 2 Handicap - 1625m
15 March 2025 - 19:28
Track Rating: Good 4, Weather: Fine, Rail Position: True



Section	Overall	1400m	1200m	1000m	800m	600m	400m	200m					
Section Times	1:41.30 [5] (0:14.70)	1:26.60 [1] (0:10.81)	1:15.79 [1] (0:11.79)	1:04.00 [2] (0:12.83)	0:51.17 [2] (0:12.50)	0:38.67 [1] (0:12.62)	0:26.05 [2] (0:12.86)	0:13.19 [4] (0:13.19)					
Average Speed [km/h]	55.7	67.3	61.1	56.7	58.1	57.8	56.3	54.6					
Top Speed [km/h]	66.6	68.8	64.4	57.7	60.1	60.1	57.6	55.8					
Avg. Dist. to Rail [m]	6.4	1.7	2.9	2.3	3.2	2.4	1.4	2.1					
Avg. Stride Freq. [Hz]	2.2	2.4	2.3	2.2	2.3	2.4	2.3	2.2					
Avg. Stride Length [m]	6.9	7.6	7.3	7.0	7.0	6.8	6.7	6.8					





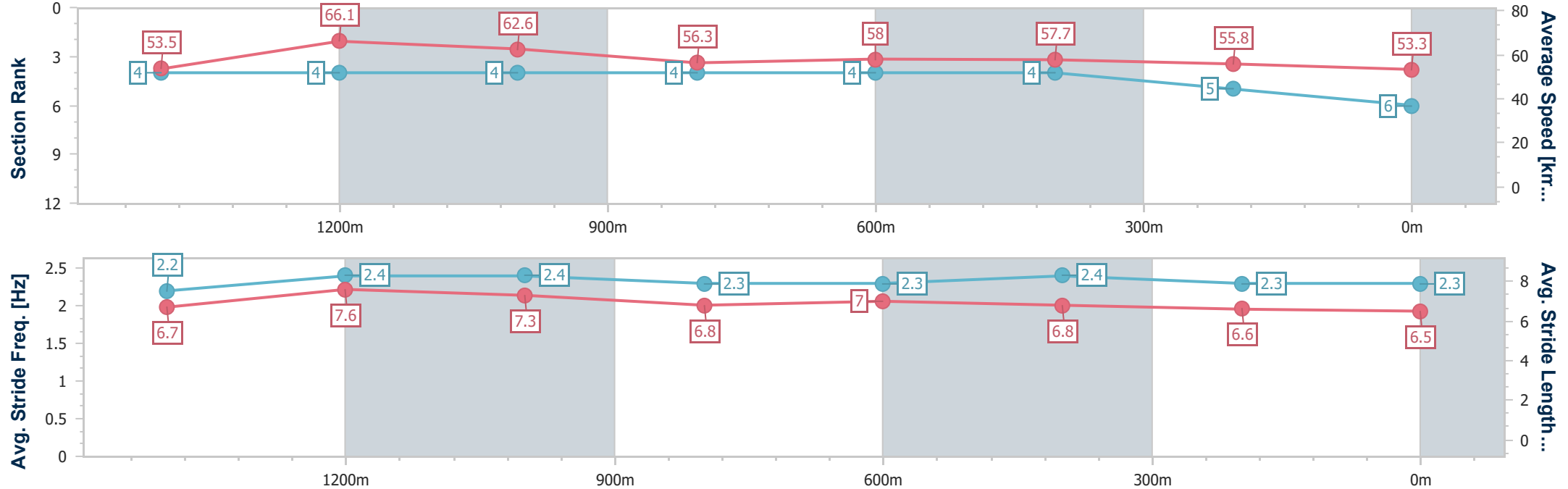
Horse/Jockey Name	Champagnes On Me
Final Rank	6
Fastest Section Time (Section)	0:10.96 (1400m)
Top Speed [km/h] (Section)	67.0 (1400m)
Race State	Finished



Toowoomba QLD Professional
Race 5: BROWN & HURLEY Class 2 Handicap - 1625m
15 March 2025 - 19:28
Track Rating: Good 4, Weather: Fine, Rail Position: True



Section	Overall	1400m	1200m	1000m	800m	600m	400m	200m					
Section Times	1:41.84 [6] (0:15.28)	1:26.56 [4] (0:10.96)	1:15.60 [4] (0:11.55)	1:04.05 [4] (0:12.73)	0:51.32 [4] (0:12.43)	0:38.89 [4] (0:12.46)	0:26.43 [4] (0:12.93)	0:13.50 [5] (0:13.50)					
Average Speed [km/h]	53.5	66.1	62.6	56.3	58.0	57.7	55.8	53.3					
Top Speed [km/h]	66.9	67.0	64.6	58.4	59.1	59.3	57.0	54.9					
Avg. Dist. to Rail [m]	7.1	1.4	0.3	0.2	0.6	0.4	0.4	0.5					
Avg. Stride Freq. [Hz]	2.2	2.4	2.4	2.3	2.3	2.4	2.3	2.3					
Avg. Stride Length [m]	6.7	7.6	7.3	6.8	7.0	6.8	6.6	6.5					





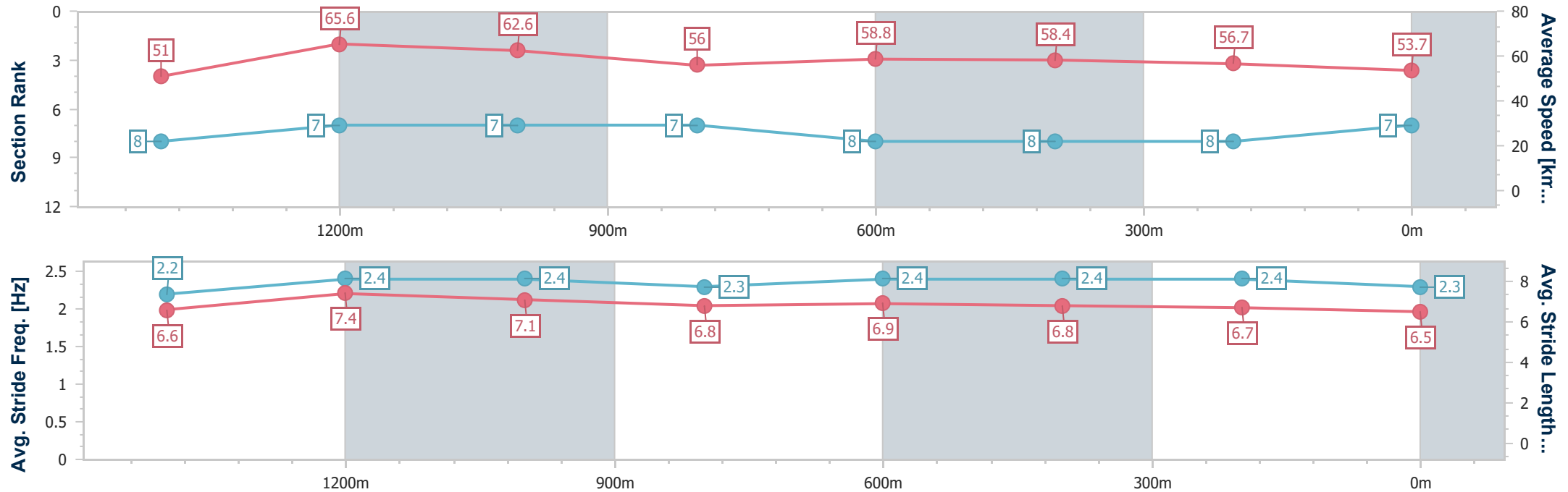
Horse/Jockey Name	Gutho
Final Rank	7
Fastest Section Time (Section)	0:10.87 (1400m)
Top Speed [km/h] (Section)	66.4 (Overall)
Race State	Finished



Toowoomba QLD Professional
Race 5: BROWN & HURLEY Class 2 Handicap - 1625m
15 March 2025 - 19:28
Track Rating: Good 4, Weather: Fine, Rail Position: True



Section	Overall	1400m	1200m	1000m	800m	600m	400m	200m					
Section Times	1:42.34 [7] (0:15.88)	1:26.46 [8] (0:10.87)	1:15.59 [7] (0:11.46)	1:04.13 [7] (0:12.91)	0:51.22 [7] (0:12.37)	0:38.85 [8] (0:12.53)	0:26.32 [8] (0:12.91)	0:13.41 [8] (0:13.41)					
Average Speed [km/h]	51.0	65.6	62.6	56.0	58.8	58.4	56.7	53.7					
Top Speed [km/h]	66.4	66.2	64.4	60.6	60.4	60.7	58.0	55.0					
Avg. Dist. to Rail [m]	1.3	1.9	0.3	1.3	2.6	3.2	3.4	1.8					
Avg. Stride Freq. [Hz]	2.2	2.4	2.4	2.3	2.4	2.4	2.4	2.3					
Avg. Stride Length [m]	6.6	7.4	7.1	6.8	6.9	6.8	6.7	6.5					





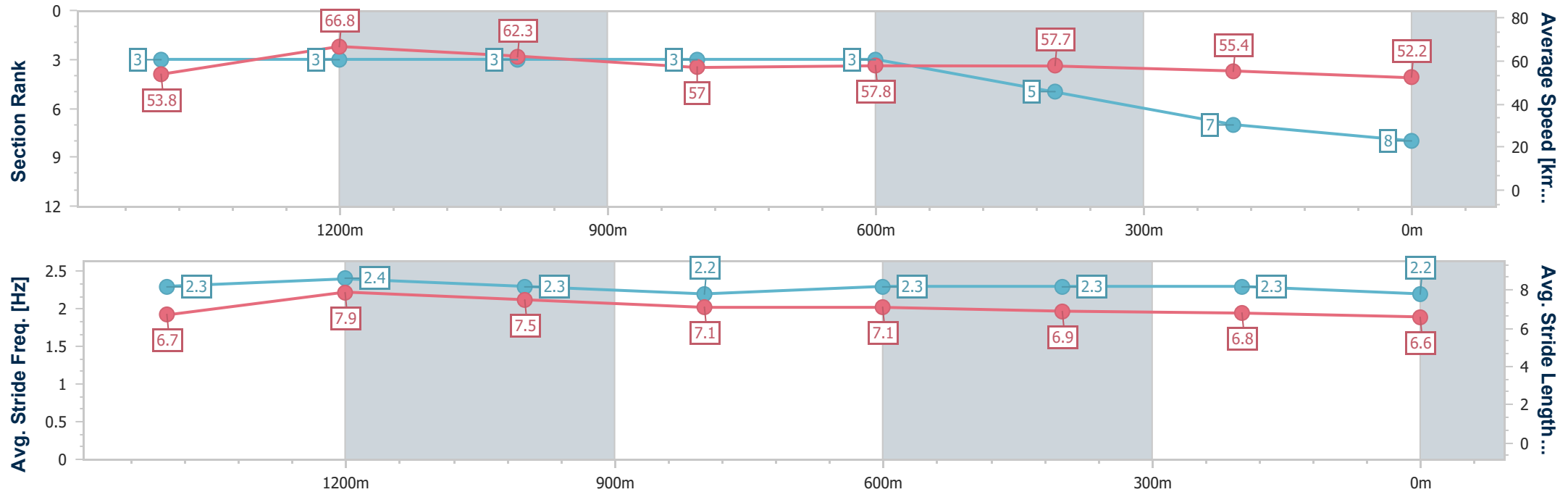
Horse/Jockey Name	Cordozar
Final Rank	8
Fastest Section Time (Section)	0:10.88 (1400m)
Top Speed [km/h] (Section)	68.6 (1400m)
Race State	Finished



Toowoomba QLD Professional
Race 5: BROWN & HURLEY Class 2 Handicap - 1625m
15 March 2025 - 19:28
Track Rating: Good 4, Weather: Fine, Rail Position: True



Section	Overall	1400m	1200m	1000m	800m	600m	400m	200m					
Section Times	1:42.46 [8] (0:15.13)	1:27.33 [3] (0:10.88)	1:16.45 [3] (0:11.57)	1:04.88 [3] (0:12.73)	0:52.15 [3] (0:12.58)	0:39.57 [3] (0:12.63)	0:26.94 [5] (0:13.17)	0:13.77 [7] (0:13.77)					
Average Speed [km/h]	53.8	66.8	62.3	57.0	57.8	57.7	55.4	52.2					
Top Speed [km/h]	67.9	68.6	64.4	58.8	58.7	59.2	56.9	53.1					
Avg. Dist. to Rail [m]	6.0	1.4	2.5	2.2	3.0	2.7	3.0	0.8					
Avg. Stride Freq. [Hz]	2.3	2.4	2.3	2.2	2.3	2.3	2.3	2.2					
Avg. Stride Length [m]	6.7	7.9	7.5	7.1	7.1	6.9	6.8	6.6					





Horse/Jockey Name	Make Haste
Final Rank	9
Fastest Section Time (Section)	0:11.02 (1400m)
Top Speed [km/h] (Section)	67.9 (Overall)
Race State	Finished



Toowoomba QLD Professional
Race 5: BROWN & HURLEY Class 2 Handicap - 1625m
15 March 2025 - 19:28
Track Rating: Good 4, Weather: Fine, Rail Position: True



Section	Overall	1400m	1200m	1000m	800m	600m	400m	200m					
Section Times	1:47.00 [9] (0:17.31)	1:29.69 [9] (0:11.02)	1:18.67 [9] (0:11.16)	1:07.51 [9] (0:12.04)	0:55.47 [9] (0:12.46)	0:43.01 [9] (0:13.25)	0:29.76 [9] (0:14.24)	0:15.52 [9] (0:15.52)					
Average Speed [km/h]	46.9	65.6	64.5	59.9	58.1	54.4	50.4	46.3					
Top Speed [km/h]	67.9	67.9	65.3	62.8	58.9	57.2	52.4	48.5					
Avg. Dist. to Rail [m]	2.3	0.8	0.8	0.6	1.3	0.9	0.6	1.2					
Avg. Stride Freq. [Hz]	2.3	2.6	2.6	2.5	2.5	2.5	2.4	2.2					
Avg. Stride Length [m]	5.7	7.0	6.9	6.7	6.6	6.1	5.9	5.8					

