



Mackay QLD Professional
Race 1: Sky Racing QTIS Class 3 Handicap - 1800m
18 March 2025 - 13:10



Track Rating: Heavy 8, Weather: Showers, Rail Position: True

Section						Overall	1600m	1400m	1200m	1000m	800m	600m	Last 600m	
Field Times						1:50.37 (0:13.57)	1:36.80 (0:11.78)	1:25.02 (0:11.98)	1:13.04 (0:12.13)	1:00.91 (0:12.06)	0:48.85 (0:11.65)	0:37.20 (0:11.86)	0:37.20	
Rank	TAB	Horse/Jockey	Barrier	Top Speed [km/h]	Fastest Section								Distance Travelled [m]	
1	2	REPLACE THE ACE	1	63.0	0:11.65	1:50.37 [1]	1:36.80 [1]	1:25.02 [1]	1:13.04 [1]	1:00.91 [1]	0:48.85 [1]	0:37.20 [1]	0:37.20	
		Ashley Butler		800m	800m	(0:13.57)	(0:11.78)	(0:11.98)	(0:12.13)	(0:12.06)	(0:11.65)	(0:11.86)		
2	1	MORDECAI	4	62.2	0:11.68	1:50.59 [2]	1:36.72 [4]	1:24.71 [5]	1:12.86 [4]	1:00.74 [4]	0:48.79 [3]	0:37.11 [3]	0:37.11	+7
		Warwick Satherley		800m	800m	(0:13.87)	(0:12.01)	(0:11.85)	(0:12.12)	(0:11.95)	(0:11.68)	(0:11.94)		
3	5	LUMIERE	3	64.1	0:11.71	1:50.91 [3]	1:37.09 [3]	1:25.07 [4]	1:12.87 [5]	1:00.84 [5]	0:48.80 [5]	0:37.09 [6]	0:37.09	-6
		Tahlia Fenlon		Overall	800m	(0:13.82)	(0:12.02)	(0:12.20)	(0:12.03)	(0:12.04)	(0:11.71)	(0:11.95)		
4	7	EYES ARE LION	2	63.0	0:11.62	1:51.15 [4]	1:37.08 [6]	1:25.01 [6]	1:13.05 [6]	1:00.98 [6]	0:49.00 [6]	0:37.38 [5]	0:37.38	+3
		Sean Cormack		800m	800m	(0:14.07)	(0:12.07)	(0:11.96)	(0:12.07)	(0:11.98)	(0:11.62)	(0:11.96)		
5	4	ALL POWERED UP	5	65.6	0:11.78	1:51.36 [5]	1:37.77 [2]	1:25.70 [3]	1:13.70 [3]	1:01.57 [3]	0:49.48 [4]	0:37.70 [4]	0:37.70	+3
		Paul Hamblin		Overall	800m	(0:13.59)	(0:12.07)	(0:12.00)	(0:12.13)	(0:12.09)	(0:11.78)	(0:12.01)		
6	3	AIN'T NOBODY	6	65.3	0:11.50	1:52.25 [6]	1:38.28 [5]	1:26.78 [2]	1:14.73 [2]	1:02.63 [2]	0:50.65 [2]	0:39.02 [2]	0:39.02	+6
		Tasha Chambers		Overall	1600m	(0:13.97)	(0:11.50)	(0:12.05)	(0:12.10)	(0:11.98)	(0:11.63)	(0:12.26)		

Scratched: Brand New (#6)



Mackay QLD Professional
Race 1: Sky Racing QTIS Class 3 Handicap - 1800m
18 March 2025 - 13:10



Track Rating: Heavy 8, Weather: Showers, Rail Position: True

Section						400m	200m			Last 600m
Field Times						0:25.34 (0:12.32)	0:13.02 (0:13.02)			0:37.20
Rank	TAB	Horse/Jockey	Barrier	Top Speed [km/h]	Fastest Section			Margin		
1	2	REPLACE THE ACE	1	63.0	0:11.65	0:25.34 [1]	0:13.02 [1]	1:50.37	0:37.20	
		Ashley Butler		800m	800m	(0:12.32)	(0:13.02)			
2	1	MORDECAI	4	62.2	0:11.68	0:25.17 [2]	0:13.02 [2]	1.24L	0:37.11 +7	
		Warwick Satherley		800m	800m	(0:12.15)	(0:13.02)			
3	5	LUMIERE	3	64.1	0:11.71	0:25.14 [6]	0:12.74 [4]	3.14L	0:37.09 -6	
		Tahlia Fenlon		Overall	800m	(0:12.40)	(0:12.74)			
4	7	EYES ARE LION	2	63.0	0:11.62	0:25.42 [5]	0:13.08 [3]	4.57L	0:37.38 +3	
		Sean Cormack		800m	800m	(0:12.34)	(0:13.08)			
5	4	ALL POWERED UP	5	65.6	0:11.78	0:25.69 [4]	0:13.09 [5]	5.77L	0:37.70 +3	
		Paul Hamblin		Overall	800m	(0:12.60)	(0:13.09)			
6	3	AIN'T NOBODY	6	65.3	0:11.50	0:26.76 [3]	0:13.89 [6]	11.01L	0:39.02 +6	
		Tasha Chambers		Overall	1600m	(0:12.87)	(0:13.89)			

Scratched: Brand New (#6)



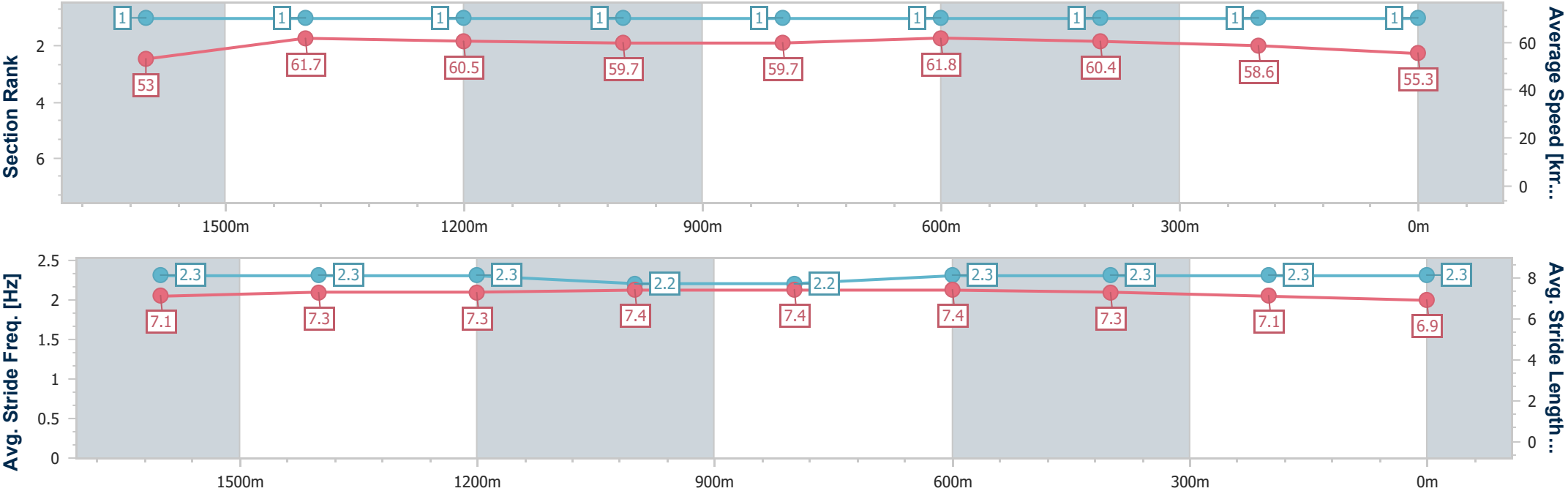
Horse/Jockey Name	Replace The Ace
Final Rank	1
Fastest Section Time (Section)	0:11.65 (800m)
Top Speed [km/h] (Section)	63.0 (800m)
Race State	Finished



Mackay QLD Professional
Race 1: Sky Racing QTIS Class 3 Handicap - 1800m
18 March 2025 - 13:10
Track Rating: Heavy 8, Weather: Showers, Rail Position: True



Section	Overall	1600m	1400m	1200m	1000m	800m	600m	400m	200m				
Section Times	1:50.37 [1] (0:13.57)	1:36.80 [1] (0:11.78)	1:25.02 [1] (0:11.98)	1:13.04 [1] (0:12.13)	1:00.91 [1] (0:12.06)	0:48.85 [1] (0:11.65)	0:37.20 [1] (0:11.86)	0:25.34 [1] (0:12.32)	0:13.02 [1] (0:13.02)				
Average Speed [km/h]	53.0	61.7	60.5	59.7	59.7	61.8	60.4	58.6	55.3				
Top Speed [km/h]	62.8	62.2	61.3	60.4	60.8	63.0	61.2	59.3	57.5				
Avg. Dist. to Rail [m]	2.6	1.2	1.6	1.5	0.7	0.6	0.6	1.1	1.4				
Avg. Stride Freq. [Hz]	2.3	2.3	2.3	2.2	2.2	2.3	2.3	2.3	2.3				
Avg. Stride Length [m]	7.1	7.3	7.3	7.4	7.4	7.4	7.3	7.1	6.9				





Horse/Jockey Name	Mordecai
Final Rank	2
Fastest Section Time (Section)	0:11.68 (800m)
Top Speed [km/h] (Section)	62.2 (800m)
Race State	Finished

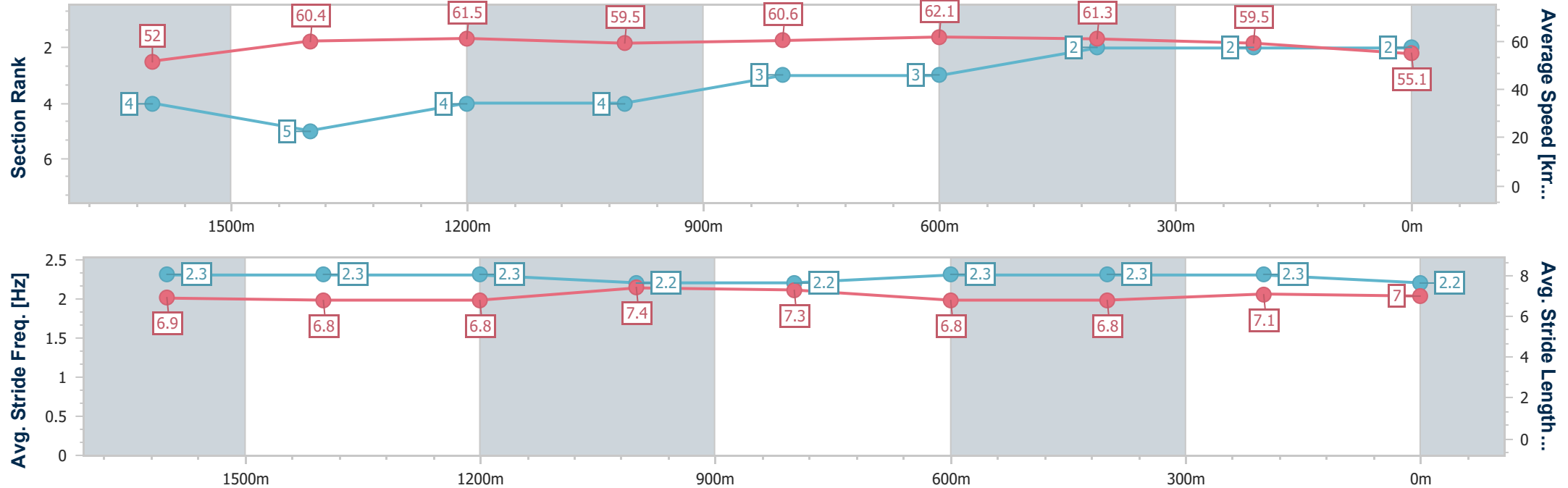


Mackay QLD Professional
Race 1: Sky Racing QTIS Class 3 Handicap - 1800m

18 March 2025 - 13:10
Track Rating: Heavy 8, Weather: Showers, Rail Position: True



Section	Overall	1600m	1400m	1200m	1000m	800m	600m	400m	200m				
Section Times	1:50.59 [2] (0:13.87)	1:36.72 [4] (0:12.01)	1:24.71 [5] (0:11.85)	1:12.86 [4] (0:12.12)	1:00.74 [4] (0:11.95)	0:48.79 [3] (0:11.68)	0:37.11 [3] (0:11.94)	0:25.17 [2] (0:12.15)	0:13.02 [2] (0:13.02)				
Average Speed [km/h]	52.0	60.4	61.5	59.5	60.6	62.1	61.3	59.5	55.1				
Top Speed [km/h]	60.9	61.7	61.8	60.0	62.0	62.2	62.2	60.2	58.3				
Avg. Dist. to Rail [m]	4.7	1.3	1.6	2.1	2.0	2.4	2.2	2.4	3.1				
Avg. Stride Freq. [Hz]	2.3	2.3	2.3	2.2	2.2	2.3	2.3	2.3	2.2				
Avg. Stride Length [m]	6.9	6.8	6.8	7.4	7.3	6.8	6.8	7.1	7.0				



[] Ranking at each section and finish
-.-.- No data available at this section
NA No data available



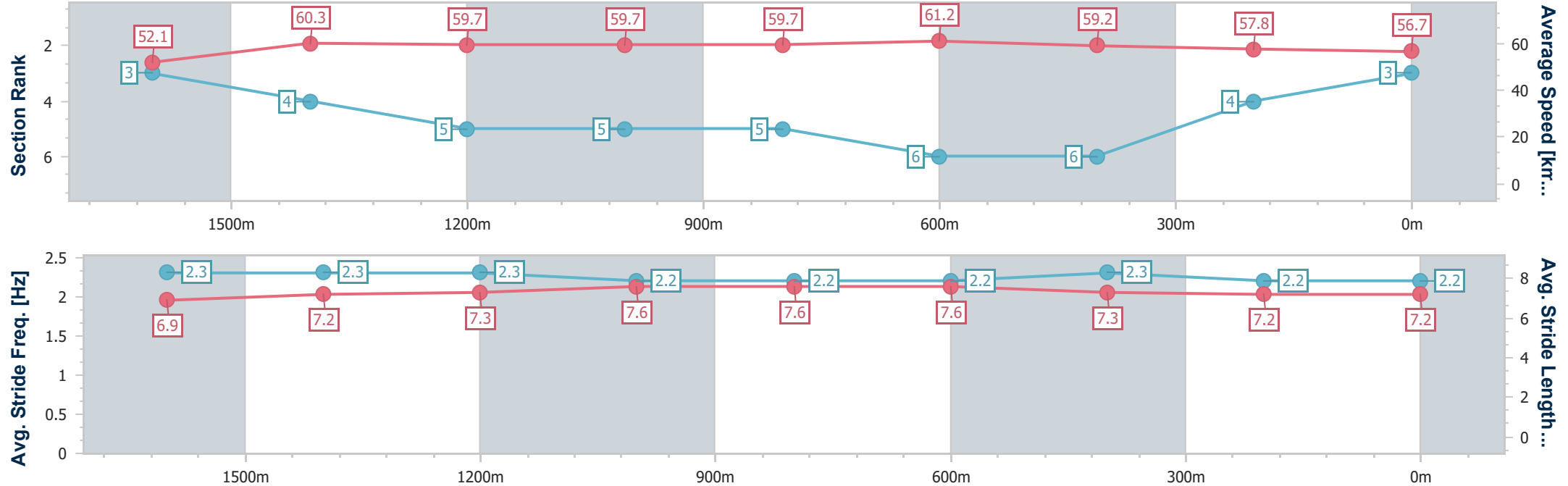
Horse/Jockey Name	Lumiere
Final Rank	3
Fastest Section Time (Section)	0:11.71 (800m)
Top Speed [km/h] (Section)	64.1 (Overall)
Race State	Finished



Mackay QLD Professional
Race 1: Sky Racing QTIS Class 3 Handicap - 1800m
18 March 2025 - 13:10
Track Rating: Heavy 8, Weather: Showers, Rail Position: True



Section	Overall	1600m	1400m	1200m	1000m	800m	600m	400m	200m				
Section Times	1:50.91 [3] (0:13.82)	1:37.09 [3] (0:12.02)	1:25.07 [4] (0:12.20)	1:12.87 [5] (0:12.03)	1:00.84 [5] (0:12.04)	0:48.80 [5] (0:11.71)	0:37.09 [6] (0:11.95)	0:25.14 [6] (0:12.40)	0:12.74 [4] (0:12.74)				
Average Speed [km/h]	52.1	60.3	59.7	59.7	59.7	61.2	59.2	57.8	56.7				
Top Speed [km/h]	64.1	61.3	60.7	60.3	60.7	62.4	59.9	59.1	59.0				
Avg. Dist. to Rail [m]	3.1	1.0	1.2	0.3	0.6	1.0	2.2	3.0	5.2				
Avg. Stride Freq. [Hz]	2.3	2.3	2.3	2.2	2.2	2.2	2.3	2.2	2.2				
Avg. Stride Length [m]	6.9	7.2	7.3	7.6	7.6	7.6	7.3	7.2	7.2				





Horse/Jockey Name	Eyes Are Lion
Final Rank	4
Fastest Section Time (Section)	0:11.62 (800m)
Top Speed [km/h] (Section)	63.0 (800m)
Race State	Finished

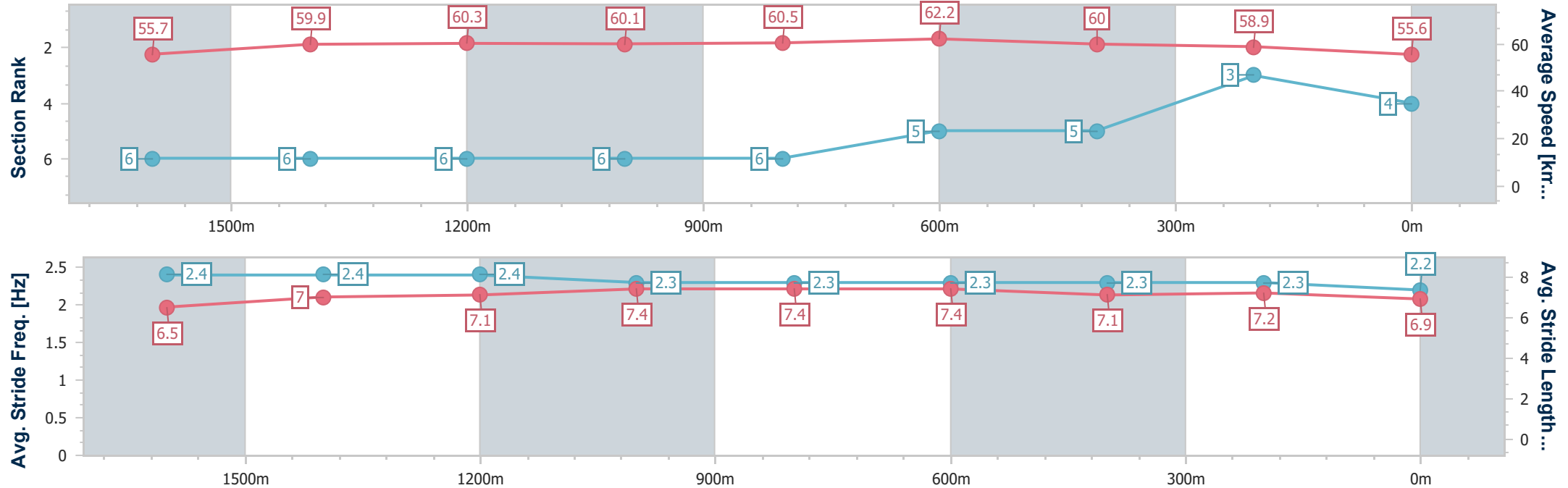


Mackay QLD Professional
Race 1: Sky Racing QTIS Class 3 Handicap - 1800m

18 March 2025 - 13:10
Track Rating: Heavy 8, Weather: Showers, Rail Position: True



Section	Overall	1600m	1400m	1200m	1000m	800m	600m	400m	200m				
Section Times	1:51.15 [4] (0:14.07)	1:37.08 [6] (0:12.07)	1:25.01 [6] (0:11.96)	1:13.05 [6] (0:12.07)	1:00.98 [6] (0:11.98)	0:49.00 [6] (0:11.62)	0:37.38 [5] (0:11.96)	0:25.42 [5] (0:12.34)	0:13.08 [3] (0:13.08)				
Average Speed [km/h]	55.7	59.9	60.3	60.1	60.5	62.2	60.0	58.9	55.6				
Top Speed [km/h]	58.2	61.2	61.9	61.8	61.5	63.0	63.0	61.4	59.3				
Avg. Dist. to Rail [m]	2.8	1.6	2.3	2.5	2.1	1.8	1.0	3.6	4.6				
Avg. Stride Freq. [Hz]	2.4	2.4	2.4	2.3	2.3	2.3	2.3	2.3	2.2				
Avg. Stride Length [m]	6.5	7.0	7.1	7.4	7.4	7.4	7.1	7.2	6.9				



[] Ranking at each section and finish
-.-.- No data available at this section
NA No data available



Horse/Jockey Name	All Powered Up
Final Rank	5
Fastest Section Time (Section)	0:11.78 (800m)
Top Speed [km/h] (Section)	65.6 (Overall)
Race State	Finished

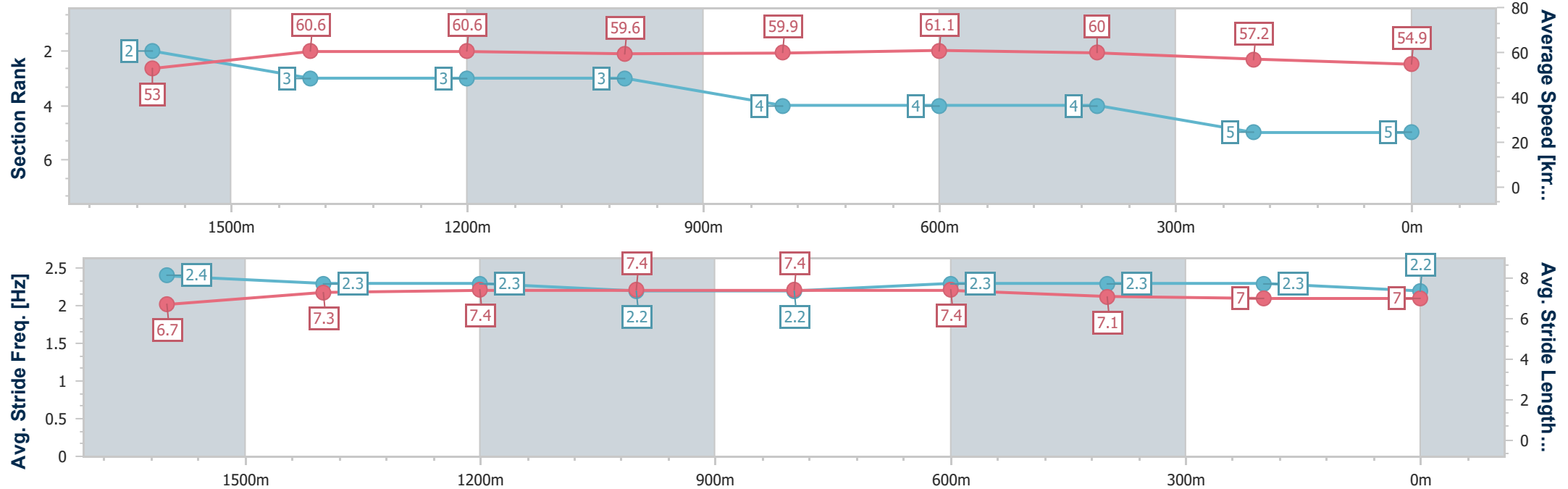


Mackay QLD Professional
Race 1: Sky Racing QTIS Class 3 Handicap - 1800m

18 March 2025 - 13:10
Track Rating: Heavy 8, Weather: Showers, Rail Position: True



Section	Overall	1600m	1400m	1200m	1000m	800m	600m	400m	200m				
Section Times	1:51.36 [5] (0:13.59)	1:37.77 [2] (0:12.07)	1:25.70 [3] (0:12.00)	1:13.70 [3] (0:12.13)	1:01.57 [3] (0:12.09)	0:49.48 [4] (0:11.78)	0:37.70 [4] (0:12.01)	0:25.69 [4] (0:12.60)	0:13.09 [5] (0:13.09)				
Average Speed [km/h]	53.0	60.6	60.6	59.6	59.9	61.1	60.0	57.2	54.9				
Top Speed [km/h]	65.6	62.2	61.6	60.2	60.9	62.6	60.9	58.2	57.5				
Avg. Dist. to Rail [m]	5.9	2.5	1.6	1.5	1.2	1.0	0.3	0.9	0.9				
Avg. Stride Freq. [Hz]	2.4	2.3	2.3	2.2	2.2	2.3	2.3	2.3	2.2				
Avg. Stride Length [m]	6.7	7.3	7.4	7.4	7.4	7.4	7.1	7.0	7.0				



[] Ranking at each section and finish
-.-.- No data available at this section
NA No data available



Horse/Jockey Name	Ain't Nobody
Final Rank	6
Fastest Section Time (Section)	0:11.50 (1600m)
Top Speed [km/h] (Section)	65.3 (Overall)
Race State	Finished



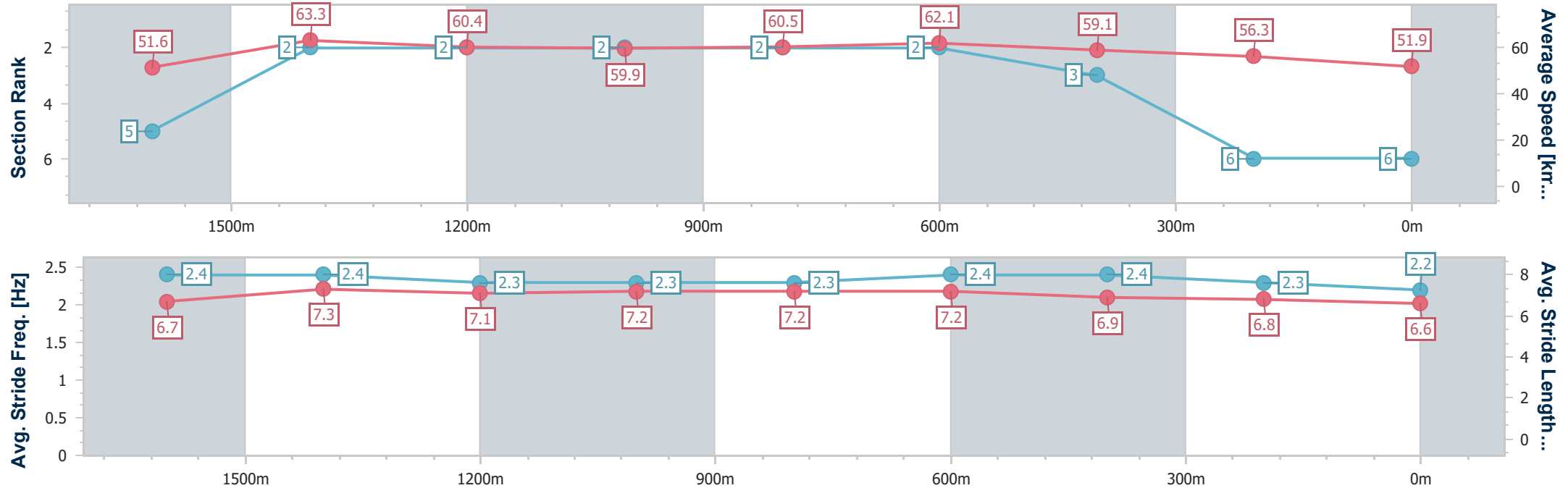
Mackay QLD Professional
Race 1: Sky Racing QTIS Class 3 Handicap - 1800m

18 March 2025 - 13:10

Track Rating: Heavy 8, Weather: Showers, Rail Position: True



Section	Overall	1600m	1400m	1200m	1000m	800m	600m	400m	200m				
Section Times	1:52.25 [6] (0:13.97)	1:38.28 [5] (0:11.50)	1:26.78 [2] (0:12.05)	1:14.73 [2] (0:12.10)	1:02.63 [2] (0:11.98)	0:50.65 [2] (0:11.63)	0:39.02 [2] (0:12.26)	0:26.76 [3] (0:12.87)	0:13.89 [6] (0:13.89)				
Average Speed [km/h]	51.6	63.3	60.4	59.9	60.5	62.1	59.1	56.3	51.9				
Top Speed [km/h]	65.3	64.8	62.7	60.7	62.5	63.2	62.5	57.7	55.2				
Avg. Dist. to Rail [m]	6.7	2.1	1.7	2.4	2.2	1.7	1.0	2.7	3.8				
Avg. Stride Freq. [Hz]	2.4	2.4	2.3	2.3	2.3	2.4	2.4	2.3	2.2				
Avg. Stride Length [m]	6.7	7.3	7.1	7.2	7.2	7.2	6.9	6.8	6.6				





Mackay QLD Professional
Race 2: Ladbrokes Racing Club QTIS Two-Years-Old Maiden Handicap - 1200m

18 March 2025 - 13:47



MACKAY TURF CLUB
Ooralea Racecourse

Track Rating: Heavy 8, Weather: Showers, Rail Position: True

Section						Overall	1000m	800m	600m	400m	200m	Last 600m	
Field Times						1:11.46 (0:13.52)	0:57.94 (0:11.03)	0:46.91 (0:11.52)	0:35.39 (0:11.52)	0:23.87 (0:11.63)	0:12.24 (0:12.24)	0:35.39	
Rank	TAB	Horse/Jockey	Barrier	Top Speed [km/h]	Fastest Section							Margin	Distance Travelled [m]
1	1	HI FRANK	3	67.5	0:11.03	1:11.46 [1]	0:57.94 [1]	0:46.91 [1]	0:35.39 [1]	0:23.87 [1]	0:12.24 [1]	1:11.47	0:35.39
		Ashley Butler		1000m	1000m	(0:13.52)	(0:11.03)	(0:11.52)	(0:11.52)	(0:11.63)	(0:12.24)		
2	10	THE KOBAY TRAIN	5	65.4	0:11.33	1:12.39 [2]	0:58.36 [7]	0:47.01 [7]	0:35.68 [7]	0:24.19 [4]	0:12.38 [2]	5.43L	0:35.68 +3
		Nikki Olzard		Overall	800m	(0:14.03)	(0:11.35)	(0:11.33)	(0:11.49)	(0:11.81)	(0:12.38)		
3	4	FILLYDELPHIA MISS	7	65.3	0:11.35	1:12.68 [3]	0:58.69 [6]	0:47.34 [6]	0:35.97 [6]	0:24.21 [5]	0:12.24 [5]	7.15L	0:35.97 +5
		Sean Cormack		800m	1000m	(0:13.99)	(0:11.35)	(0:11.37)	(0:11.76)	(0:11.97)	(0:12.24)		
4	6	MINXY	2	66.9	0:11.17	1:12.87 [4]	0:59.31 [2]	0:48.14 [3]	0:36.60 [3]	0:24.98 [2]	0:12.82 [3]	8.27L	0:36.60 +2
		Chris Meehan		Overall	1000m	(0:13.56)	(0:11.17)	(0:11.54)	(0:11.62)	(0:12.16)	(0:12.82)		
5	2	SMALL TOWN HUSSLER	6	67.0	0:10.90	1:13.60 [5]	0:59.81 [4]	0:48.91 [2]	0:37.43 [2]	0:25.62 [3]	0:13.26 [4]	12.58L	0:37.43 +4
		Justin Stanley		1000m	1000m	(0:13.79)	(0:10.90)	(0:11.48)	(0:11.81)	(0:12.36)	(0:13.26)		
6	8	ACCEPT POWER	1	65.1	0:11.23	1:13.69 [6]	0:59.83 [5]	0:48.60 [5]	0:37.25 [5]	0:25.19 [6]	0:12.75 [6]	13.08L	0:37.25 +4
		Tahlia Fenlon		1000m	1000m	(0:13.86)	(0:11.23)	(0:11.35)	(0:12.06)	(0:12.44)	(0:12.75)		
7	9	BUILT DIFFERENT	4	65.0	0:11.20	1:14.53 [7]	1:00.75 [3]	0:49.55 [4]	0:38.14 [4]	0:25.90 [7]	0:13.32 [7]	18.01L	0:38.14 +9
		Olivia Kendal		1000m	1000m	(0:13.78)	(0:11.20)	(0:11.41)	(0:12.24)	(0:12.58)	(0:13.32)		

Scratched: Who Asked Zou (#3), Louis Auguste (#5), Spieth Impediment (#7)



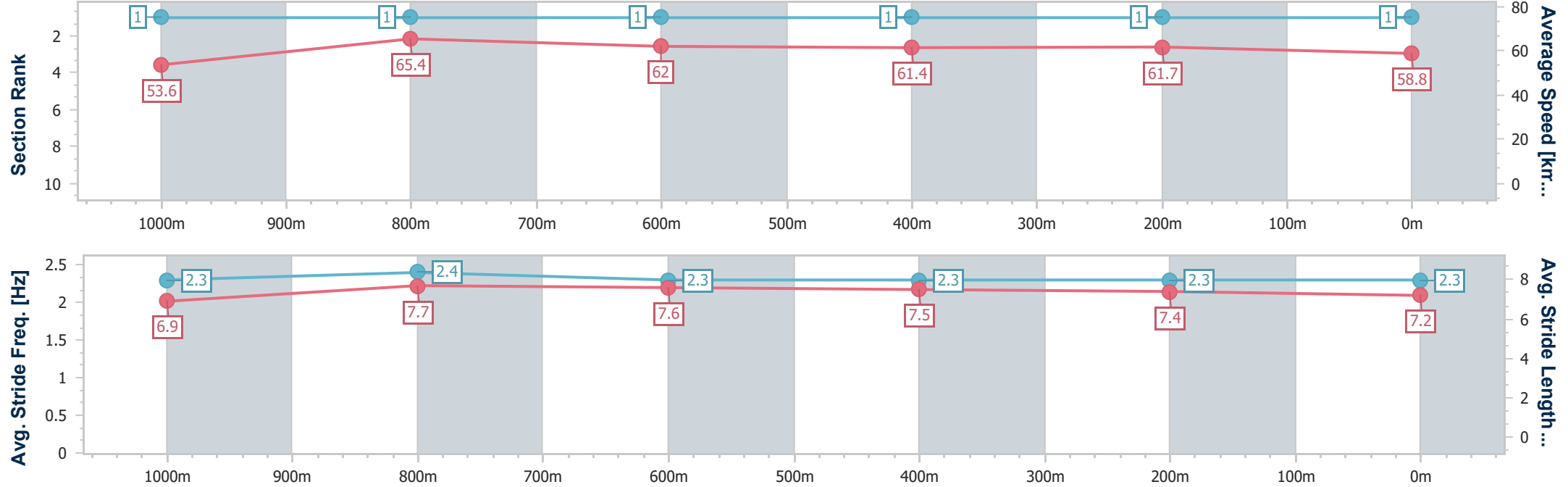
Horse/Jockey Name	Hi Frank
Final Rank	1
Fastest Section Time (Section)	0:11.03 (1000m)
Top Speed [km/h] (Section)	67.5 (1000m)
Race State	Finished



Mackay QLD Professional
Race 2: Ladbrokes Racing Club QTIS Two-Years-Old Maiden
Handicap - 1200m
18 March 2025 - 13:47
Track Rating: Heavy 8, Weather: Showers, Rail Position: True



Section	Overall	1000m	800m	600m	400m	200m							
Section Times	1:11.46 [1] (0:13.52)	0:57.94 [1] (0:11.03)	0:46.91 [1] (0:11.52)	0:35.39 [1] (0:11.52)	0:23.87 [1] (0:11.63)	0:12.24 [1] (0:12.24)							
Average Speed [km/h]	53.6	65.4	62.0	61.4	61.7	58.8							
Top Speed [km/h]	67.4	67.5	63.4	62.1	62.5	61.3							
Avg. Dist. to Rail [m]	4.3	1.2	1.5	2.2	0.8	0.7							
Avg. Stride Freq. [Hz]	2.3	2.4	2.3	2.3	2.3	2.3							
Avg. Stride Length [m]	6.9	7.7	7.6	7.5	7.4	7.2							





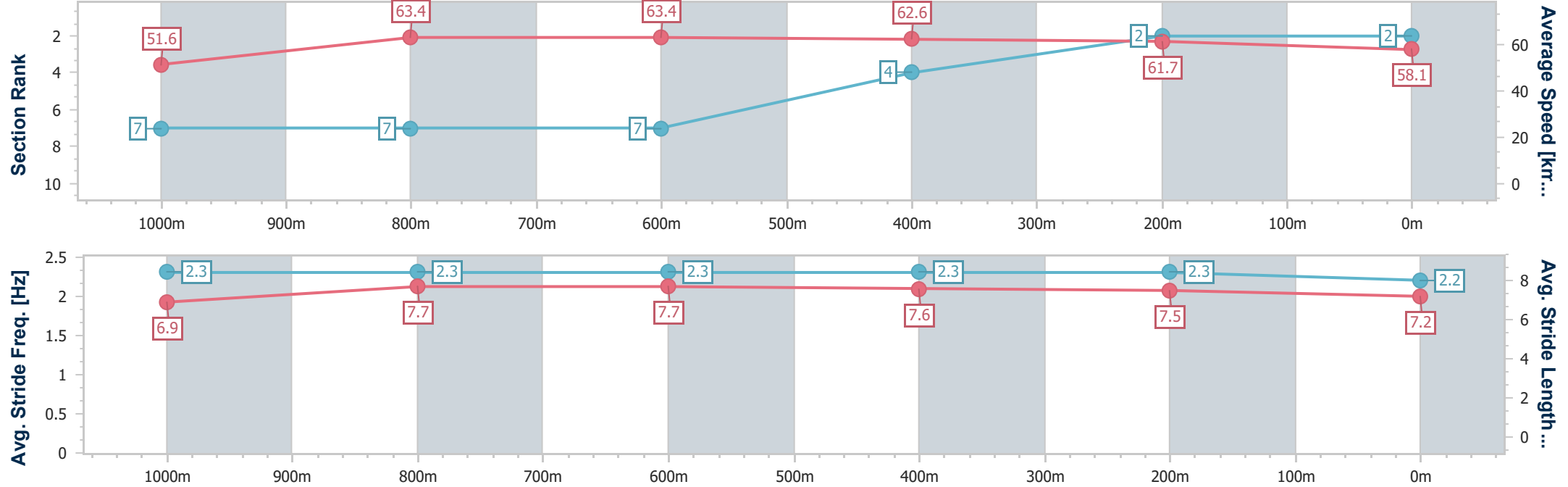
Horse/Jockey Name	The Kobay Train
Final Rank	2
Fastest Section Time (Section)	0:11.33 (800m)
Top Speed [km/h] (Section)	65.4 (Overall)
Race State	Finished



Mackay QLD Professional
Race 2: Ladbrokes Racing Club QTIS Two-Years-Old Maiden
Handicap - 1200m
18 March 2025 - 13:47
Track Rating: Heavy 8, Weather: Showers, Rail Position: True



Section	Overall	1000m	800m	600m	400m	200m							
Section Times	1:12.39 [2] (0:14.03)	0:58.36 [7] (0:11.35)	0:47.01 [7] (0:11.33)	0:35.68 [7] (0:11.49)	0:24.19 [4] (0:11.81)	0:12.38 [2] (0:12.38)							
Average Speed [km/h]	51.6	63.4	63.4	62.6	61.7	58.1							
Top Speed [km/h]	65.4	65.1	65.2	63.9	62.3	61.2							
Avg. Dist. to Rail [m]	3.8	0.6	0.4	1.2	5.3	6.2							
Avg. Stride Freq. [Hz]	2.3	2.3	2.3	2.3	2.3	2.2							
Avg. Stride Length [m]	6.9	7.7	7.7	7.6	7.5	7.2							





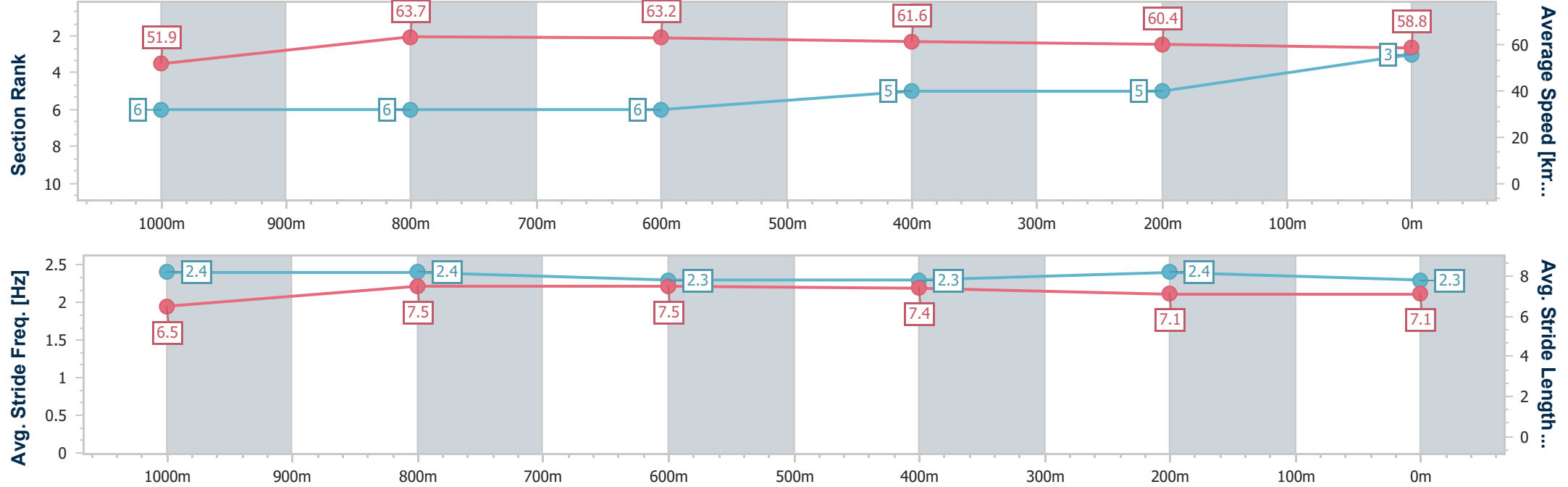
Horse/Jockey Name	Fillydelphia Miss
Final Rank	3
Fastest Section Time (Section)	0:11.35 (1000m)
Top Speed [km/h] (Section)	65.3 (800m)
Race State	Finished



Mackay QLD Professional
Race 2: Ladbrokes Racing Club QTIS Two-Years-Old Maiden
Handicap - 1200m
18 March 2025 - 13:47
Track Rating: Heavy 8, Weather: Showers, Rail Position: True



Section	Overall	1000m	800m	600m	400m	200m							
Section Times	1:12.68 [3] (0:13.99)	0:58.69 [6] (0:11.35)	0:47.34 [6] (0:11.37)	0:35.97 [6] (0:11.76)	0:24.21 [5] (0:11.97)	0:12.24 [5] (0:12.24)							
Average Speed [km/h]	51.9	63.7	63.2	61.6	60.4	58.8							
Top Speed [km/h]	64.3	64.8	65.3	62.4	62.0	62.2							
Avg. Dist. to Rail [m]	5.8	1.2	0.6	1.0	1.1	1.1							
Avg. Stride Freq. [Hz]	2.4	2.4	2.3	2.3	2.4	2.3							
Avg. Stride Length [m]	6.5	7.5	7.5	7.4	7.1	7.1							





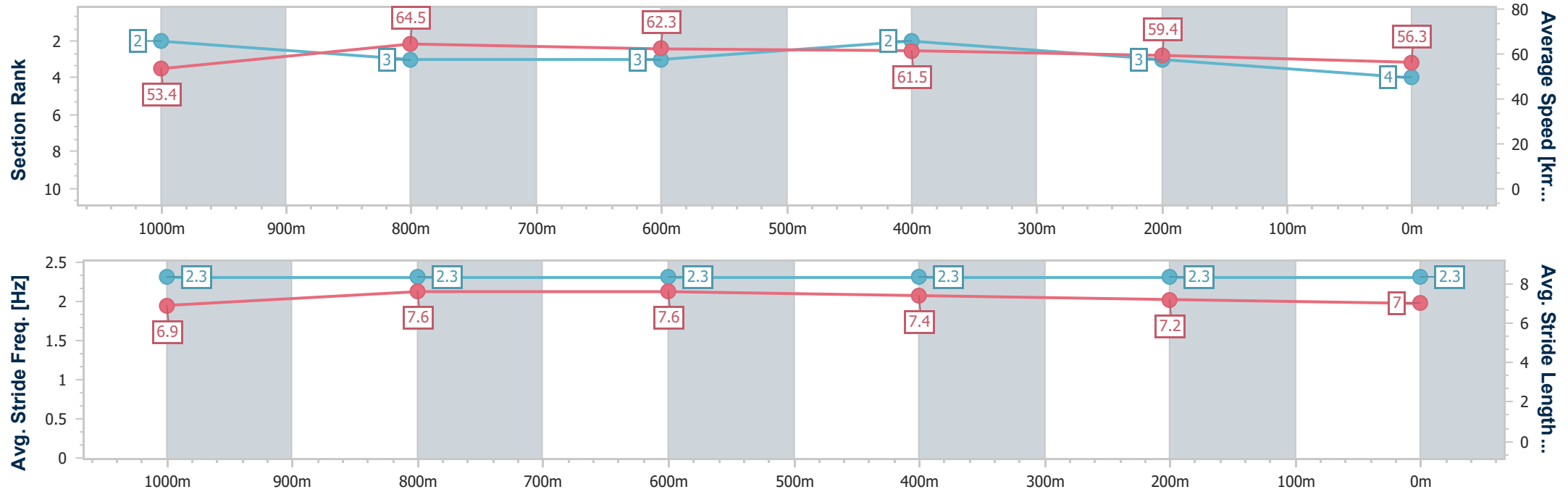
Horse/Jockey Name	Minxy
Final Rank	4
Fastest Section Time (Section)	0:11.17 (1000m)
Top Speed [km/h] (Section)	66.9 (Overall)
Race State	Finished



Mackay QLD Professional
Race 2: Ladbrokes Racing Club QTIS Two-Years-Old Maiden
Handicap - 1200m
18 March 2025 - 13:47
Track Rating: Heavy 8, Weather: Showers, Rail Position: True



Section	Overall	1000m	800m	600m	400m	200m							
Section Times	1:12.87 [4] (0:13.56)	0:59.31 [2] (0:11.17)	0:48.14 [3] (0:11.54)	0:36.60 [3] (0:11.62)	0:24.98 [2] (0:12.16)	0:12.82 [3] (0:12.82)							
Average Speed [km/h]	53.4	64.5	62.3	61.5	59.4	56.3							
Top Speed [km/h]	66.9	66.8	63.4	62.5	61.4	58.7							
Avg. Dist. to Rail [m]	3.3	0.6	0.5	0.8	3.2	4.9							
Avg. Stride Freq. [Hz]	2.3	2.3	2.3	2.3	2.3	2.3							
Avg. Stride Length [m]	6.9	7.6	7.6	7.4	7.2	7.0							





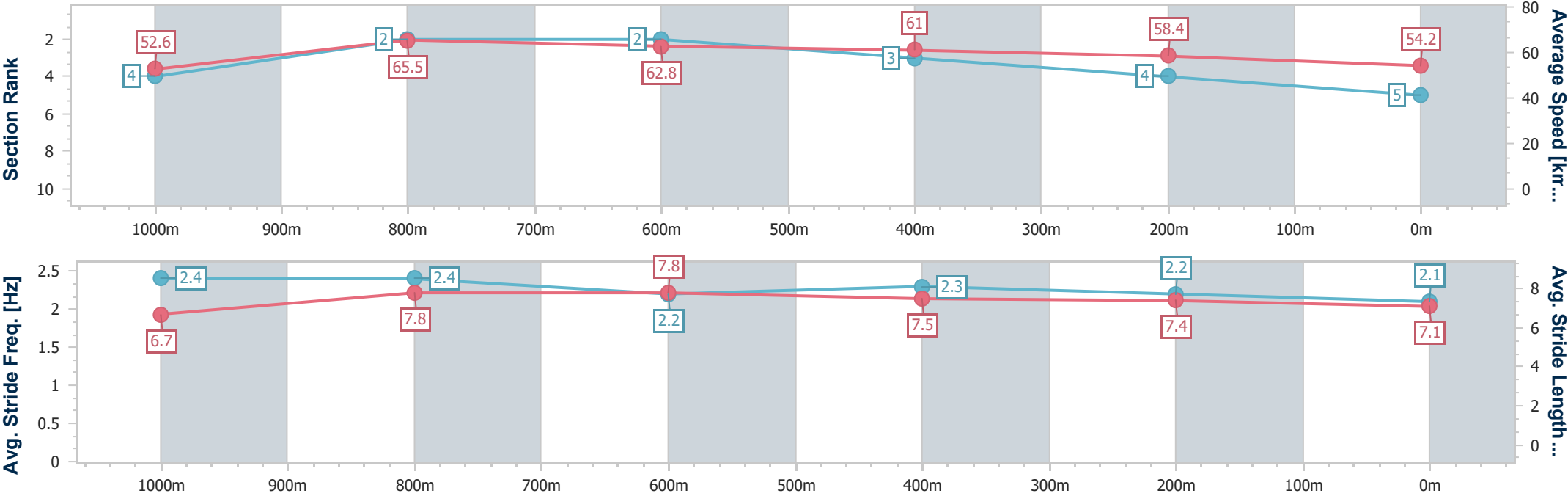
Horse/Jockey Name	Small Town Hussler
Final Rank	5
Fastest Section Time (Section)	0:10.90 (1000m)
Top Speed [km/h] (Section)	67.0 (1000m)
Race State	Finished



Mackay QLD Professional
Race 2: Ladbrokes Racing Club QTIS Two-Years-Old Maiden
Handicap - 1200m
18 March 2025 - 13:47
Track Rating: Heavy 8, Weather: Showers, Rail Position: True



Section	Overall	1000m	800m	600m	400m	200m							
Section Times	1:13.60 [5] (0:13.79)	0:59.81 [4] (0:10.90)	0:48.91 [2] (0:11.48)	0:37.43 [2] (0:11.81)	0:25.62 [3] (0:12.36)	0:13.26 [4] (0:13.26)							
Average Speed [km/h]	52.6	65.5	62.8	61.0	58.4	54.2							
Top Speed [km/h]	65.4	67.0	64.5	61.6	60.2	56.4							
Avg. Dist. to Rail [m]	6.2	1.3	0.5	0.8	3.1	4.5							
Avg. Stride Freq. [Hz]	2.4	2.4	2.2	2.3	2.2	2.1							
Avg. Stride Length [m]	6.7	7.8	7.8	7.5	7.4	7.1							





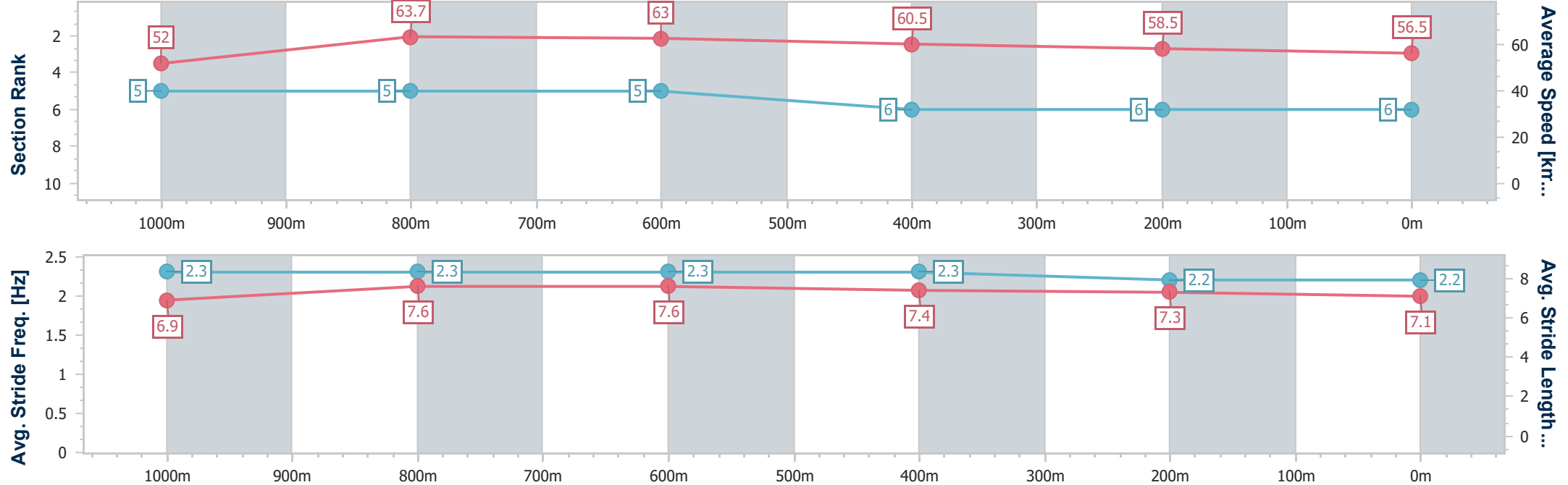
Horse/Jockey Name	Accept Power
Final Rank	6
Fastest Section Time (Section)	0:11.23 (1000m)
Top Speed [km/h] (Section)	65.1 (1000m)
Race State	Finished



Mackay QLD Professional
Race 2: Ladbrokes Racing Club QTIS Two-Years-Old Maiden
Handicap - 1200m
18 March 2025 - 13:47
Track Rating: Heavy 8, Weather: Showers, Rail Position: True



Section	Overall	1000m	800m	600m	400m	200m							
Section Times	1:13.69 [6] (0:13.86)	0:59.83 [5] (0:11.23)	0:48.60 [5] (0:11.35)	0:37.25 [5] (0:12.06)	0:25.19 [6] (0:12.44)	0:12.75 [6] (0:12.75)							
Average Speed [km/h]	52.0	63.7	63.0	60.5	58.5	56.5							
Top Speed [km/h]	62.4	65.1	64.5	62.2	59.3	58.5							
Avg. Dist. to Rail [m]	1.6	1.4	1.7	2.7	3.9	2.5							
Avg. Stride Freq. [Hz]	2.3	2.3	2.3	2.3	2.2	2.2							
Avg. Stride Length [m]	6.9	7.6	7.6	7.4	7.3	7.1							





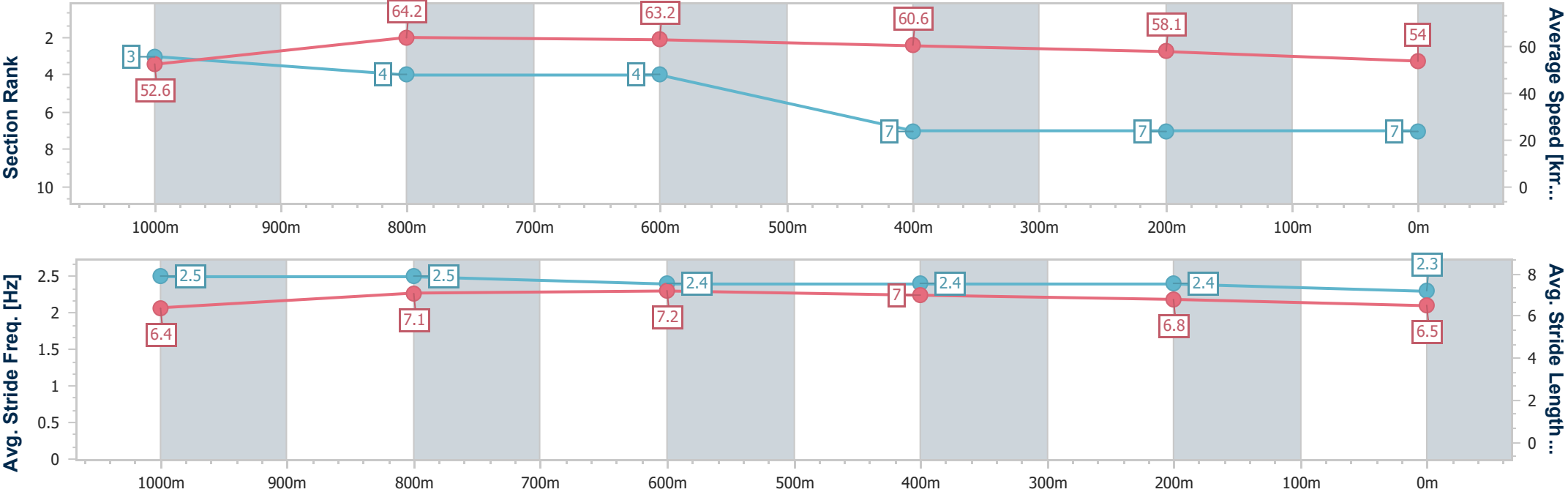
Horse/Jockey Name	Built Different
Final Rank	7
Fastest Section Time (Section)	0:11.20 (1000m)
Top Speed [km/h] (Section)	65.0 (1000m)
Race State	Finished



Mackay QLD Professional
Race 2: Ladbrokes Racing Club QTIS Two-Years-Old Maiden
Handicap - 1200m
18 March 2025 - 13:47
Track Rating: Heavy 8, Weather: Showers, Rail Position: True



Section	Overall	1000m	800m	600m	400m	200m							
Section Times	1:14.53 [7] (0:13.78)	1:00.75 [3] (0:11.20)	0:49.55 [4] (0:11.41)	0:38.14 [4] (0:12.24)	0:25.90 [7] (0:12.58)	0:13.32 [7] (0:13.32)							
Average Speed [km/h]	52.6	64.2	63.2	60.6	58.1	54.0							
Top Speed [km/h]	64.8	65.0	64.4	62.4	59.5	57.8							
Avg. Dist. to Rail [m]	4.4	0.4	0.9	4.2	5.9	4.9							
Avg. Stride Freq. [Hz]	2.5	2.5	2.4	2.4	2.4	2.3							
Avg. Stride Length [m]	6.4	7.1	7.2	7.0	6.8	6.5							





Mackay QLD Professional
Race 3: Book for Amateur Cup Sat 24th May Maiden Plate - 1300m
18 March 2025 - 14:26



Track Rating: Heavy 8, Weather: Showers, Rail Position: True

Section						Overall	1200m	1000m	800m	600m	400m	Last 600m	
Field Times						1:18.64 (0:08.11)	1:10.53 (0:11.72)	0:58.81 (0:11.80)	0:47.01 (0:11.72)	0:35.29 (0:11.58)	0:23.71 (0:11.51)	0:35.29	
Rank	TAB	Horse/Jockey	Barrier	Top Speed [km/h]	Fastest Section							Distance Travelled [m]	
1	7	TORQUE OF DREAMS	3	63.7	0:08.11	1:18.64 [1]	1:10.53 [1]	0:58.81 [1]	0:47.01 [1]	0:35.29 [1]	0:23.71 [1]	0:35.29	
		Adam Sewell		1200m	Overall	(0:08.11)	(0:11.72)	(0:11.80)	(0:11.72)	(0:11.58)	(0:11.51)		
2	8	MISS COMANECI	1	64.4	0:08.47	1:18.67 [2]	1:10.20 [5]	0:58.36 [6]	0:46.75 [6]	0:35.00 [6]	0:23.30 [6]	0:35.00 -1	
		Justin Stanley		400m	Overall	(0:08.47)	(0:11.84)	(0:11.61)	(0:11.75)	(0:11.70)	(0:11.53)		
3	3	SECRET ENCRYPTION	6	65.4	0:08.55	1:18.73 [3]	1:10.18 [6]	0:58.58 [5]	0:46.82 [5]	0:35.08 [5]	0:23.53 [5]	0:35.08 +4	
		Sean Cormack		1200m	Overall	(0:08.55)	(0:11.60)	(0:11.76)	(0:11.74)	(0:11.55)	(0:11.45)		
4	5	DIAMOND DEGREE	5	63.8	0:08.23	1:19.06 [4]	1:10.83 [2]	0:58.96 [3]	0:47.32 [3]	0:35.65 [3]	0:24.09 [2]	0:35.65 +7	
		Tahlia Fenlon		600m	Overall	(0:08.23)	(0:11.87)	(0:11.64)	(0:11.67)	(0:11.56)	(0:11.66)		
5	9	POLLY HOFFA	4	64.6	0:08.31	1:19.39 [5]	1:11.08 [3]	0:59.42 [2]	0:47.72 [2]	0:36.00 [2]	0:24.35 [3]	0:36.00 +3	
		McKenzie Apel		1200m	Overall	(0:08.31)	(0:11.66)	(0:11.70)	(0:11.72)	(0:11.65)	(0:11.70)		
6	6	FIRE SPHERE	2	62.9	0:08.43	1:19.50 [6]	1:11.07 [4]	0:59.40 [4]	0:47.73 [4]	0:36.00 [4]	0:24.37 [4]	0:36.00 -1	
		Nathan Thomas		1200m	Overall	(0:08.43)	(0:11.67)	(0:11.67)	(0:11.73)	(0:11.63)	(0:11.78)		

Scratched: Imperial Blossom (#2), Determination (#1), Three Tees (#4)



Mackay QLD Professional
Race 3: Book for Amateur Cup Sat 24th May Maiden Plate - 1300m
18 March 2025 - 14:26



Track Rating: Heavy 8, Weather: Showers, Rail Position: True

Section						200m				Last 600m
Field Times						0:12.20 (0:12.20)				0:35.29
Rank	TAB	Horse/Jockey	Barrier	Top Speed [km/h]	Fastest Section	Margin				Distance Travelled [m]
1	7	TORQUE OF DREAMS	3	63.7	0:08.11	0:12.20 [1]	1:18.64			0:35.29
		Adam Sewell		1200m	Overall	(0:12.20)				
2	8	MISS COMANECI	1	64.4	0:08.47	0:11.77 [5]	0.18L			0:35.00 -1
		Justin Stanley		400m	Overall	(0:11.77)				
3	3	SECRET ENCRYPTION	6	65.4	0:08.55	0:12.08 [3]	0.52L			0:35.08 +4
		Sean Cormack		1200m	Overall	(0:12.08)				
4	5	DIAMOND DEGREE	5	63.8	0:08.23	0:12.43 [2]	2.49L			0:35.65 +7
		Tahlia Fenlon		600m	Overall	(0:12.43)				
5	9	POLLY HOFFA	4	64.6	0:08.31	0:12.65 [4]	4.43L			0:36.00 +3
		McKenzie Apel		1200m	Overall	(0:12.65)				
6	6	FIRE SPHERE	2	62.9	0:08.43	0:12.59 [6]	5.03L			0:36.00 -1
		Nathan Thomas		1200m	Overall	(0:12.59)				

Scratched: Imperial Blossom (#2), Determination (#1), Three Tees (#4)



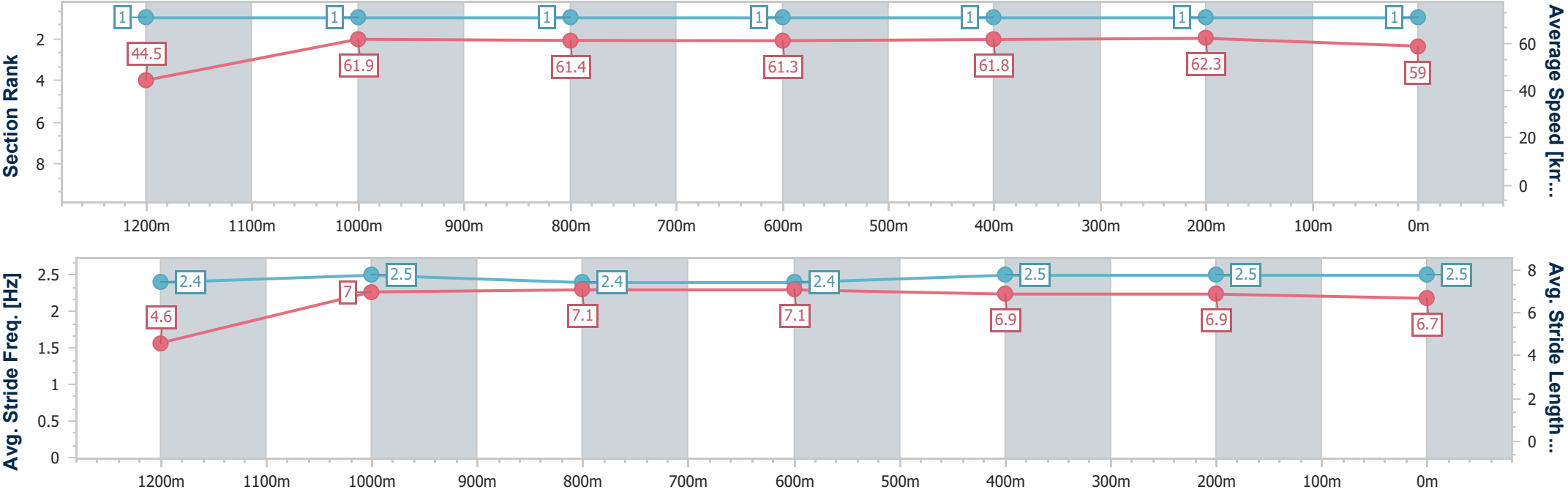
Horse/Jockey Name	Torque Of Dreams
Final Rank	1
Fastest Section Time (Section)	0:08.11 (Overall)
Top Speed [km/h] (Section)	63.7 (1200m)
Race State	Finished



Mackay QLD Professional
Race 3: Book for Amateur Cup Sat 24th May Maiden Plate - 1300m
18 March 2025 - 14:26
Track Rating: Heavy 8, Weather: Showers, Rail Position: True



Section	Overall	1200m	1000m	800m	600m	400m	200m						
Section Times	1:18.64 [1] (0:08.11)	1:10.53 [1] (0:11.72)	0:58.81 [1] (0:11.80)	0:47.01 [1] (0:11.72)	0:35.29 [1] (0:11.58)	0:23.71 [1] (0:11.51)	0:12.20 [1] (0:12.20)						
Average Speed [km/h]	44.5	61.9	61.4	61.3	61.8	62.3	59.0						
Top Speed [km/h]	58.1	63.7	62.5	62.7	62.8	62.9	62.6						
Avg. Dist. to Rail [m]	13.2	3.2	2.2	0.7	1.1	0.6	0.8						
Avg. Stride Freq. [Hz]	2.4	2.5	2.4	2.4	2.5	2.5	2.5						
Avg. Stride Length [m]	4.6	7.0	7.1	7.1	6.9	6.9	6.7						





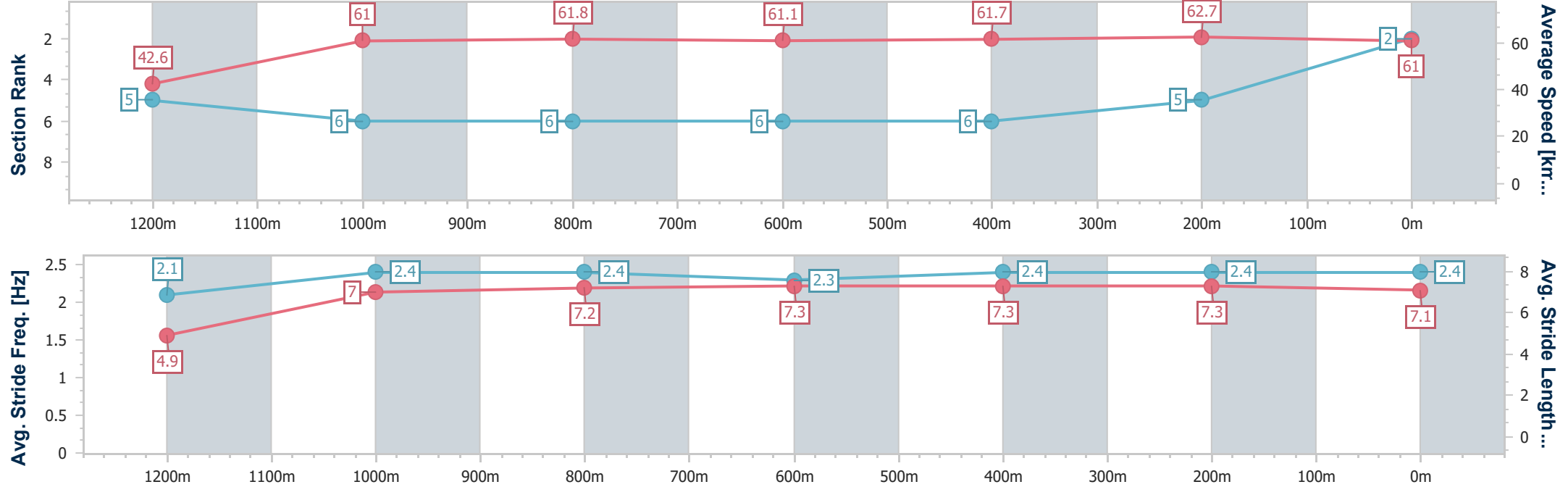
Horse/Jockey Name	Miss Comaneci
Final Rank	2
Fastest Section Time (Section)	0:08.47 (Overall)
Top Speed [km/h] (Section)	64.4 (400m)
Race State	Finished



Mackay QLD Professional
Race 3: Book for Amateur Cup Sat 24th May Maiden Plate - 1300m
18 March 2025 - 14:26
Track Rating: Heavy 8, Weather: Showers, Rail Position: True



Section	Overall	1200m	1000m	800m	600m	400m	200m						
Section Times	1:18.67 [2] (0:08.47)	1:10.20 [5] (0:11.84)	0:58.36 [6] (0:11.61)	0:46.75 [6] (0:11.75)	0:35.00 [6] (0:11.70)	0:23.30 [6] (0:11.53)	0:11.77 [5] (0:11.77)						
Average Speed [km/h]	42.6	61.0	61.8	61.1	61.7	62.7	61.0						
Top Speed [km/h]	58.6	63.8	62.6	61.7	63.6	64.4	63.5						
Avg. Dist. to Rail [m]	7.1	0.6	0.3	0.3	0.5	2.9	5.2						
Avg. Stride Freq. [Hz]	2.1	2.4	2.4	2.3	2.4	2.4	2.4						
Avg. Stride Length [m]	4.9	7.0	7.2	7.3	7.3	7.3	7.1						





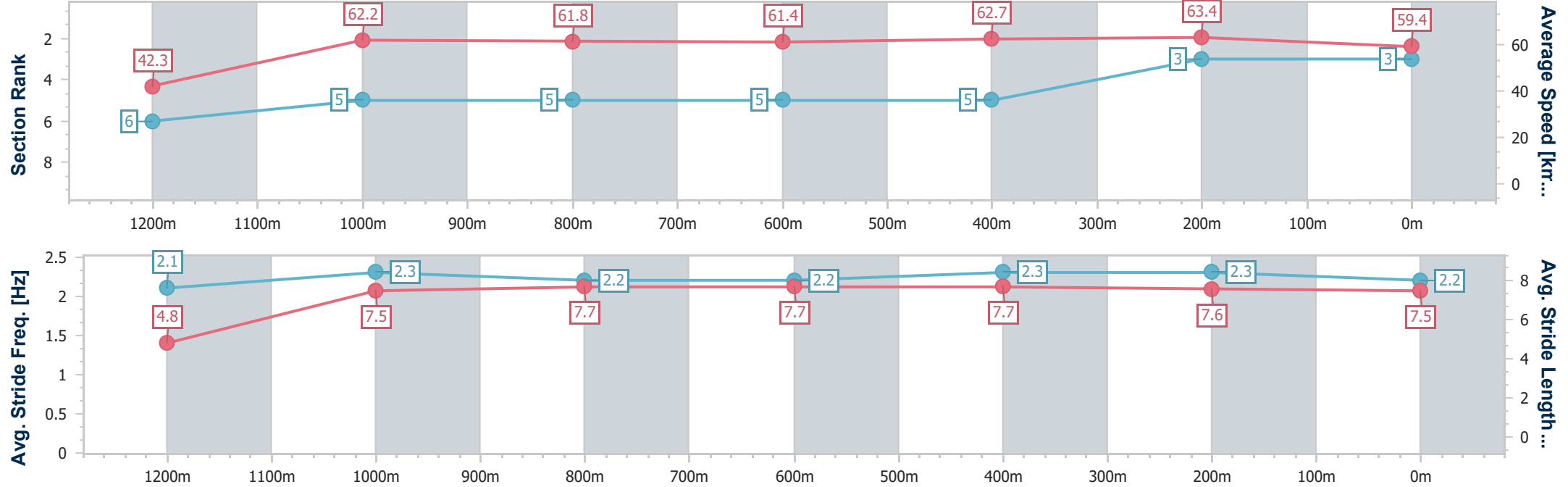
Horse/Jockey Name	Secret Encryption
Final Rank	3
Fastest Section Time (Section)	0:08.55 (Overall)
Top Speed [km/h] (Section)	65.4 (1200m)
Race State	Finished



Mackay QLD Professional
Race 3: Book for Amateur Cup Sat 24th May Maiden Plate - 1300m
18 March 2025 - 14:26
Track Rating: Heavy 8, Weather: Showers, Rail Position: True



Section	Overall	1200m	1000m	800m	600m	400m	200m						
Section Times	1:18.73 [3] (0:08.55)	1:10.18 [6] (0:11.60)	0:58.58 [5] (0:11.76)	0:46.82 [5] (0:11.74)	0:35.08 [5] (0:11.55)	0:23.53 [5] (0:11.45)	0:12.08 [3] (0:12.08)						
Average Speed [km/h]	42.3	62.2	61.8	61.4	62.7	63.4	59.4						
Top Speed [km/h]	58.6	65.4	62.4	63.1	64.1	65.0	62.4						
Avg. Dist. to Rail [m]	11.8	2.7	2.1	1.4	0.6	5.5	5.0						
Avg. Stride Freq. [Hz]	2.1	2.3	2.2	2.2	2.3	2.3	2.2						
Avg. Stride Length [m]	4.8	7.5	7.7	7.7	7.7	7.6	7.5						





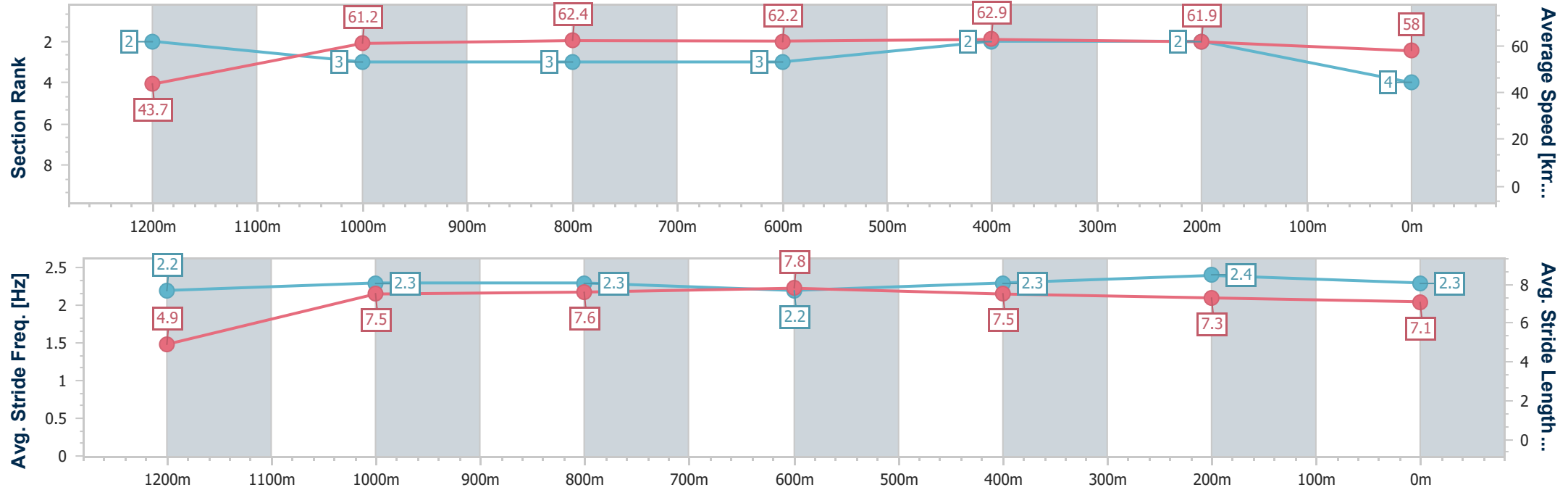
Horse/Jockey Name	Diamond Degree
Final Rank	4
Fastest Section Time (Section)	0:08.23 (Overall)
Top Speed [km/h] (Section)	63.8 (600m)
Race State	Finished



Mackay QLD Professional
Race 3: Book for Amateur Cup Sat 24th May Maiden Plate - 1300m
18 March 2025 - 14:26
Track Rating: Heavy 8, Weather: Showers, Rail Position: True



Section	Overall	1200m	1000m	800m	600m	400m	200m						
Section Times	1:19.06 [4] (0:08.23)	1:10.83 [2] (0:11.87)	0:58.96 [3] (0:11.64)	0:47.32 [3] (0:11.67)	0:35.65 [3] (0:11.56)	0:24.09 [2] (0:11.66)	0:12.43 [2] (0:12.43)						
Average Speed [km/h]	43.7	61.2	62.4	62.2	62.9	61.9	58.0						
Top Speed [km/h]	58.0	62.8	62.9	63.0	63.8	63.1	60.9						
Avg. Dist. to Rail [m]	11.2	4.5	3.1	2.3	1.5	2.5	2.1						
Avg. Stride Freq. [Hz]	2.2	2.3	2.3	2.2	2.3	2.4	2.3						
Avg. Stride Length [m]	4.9	7.5	7.6	7.8	7.5	7.3	7.1						





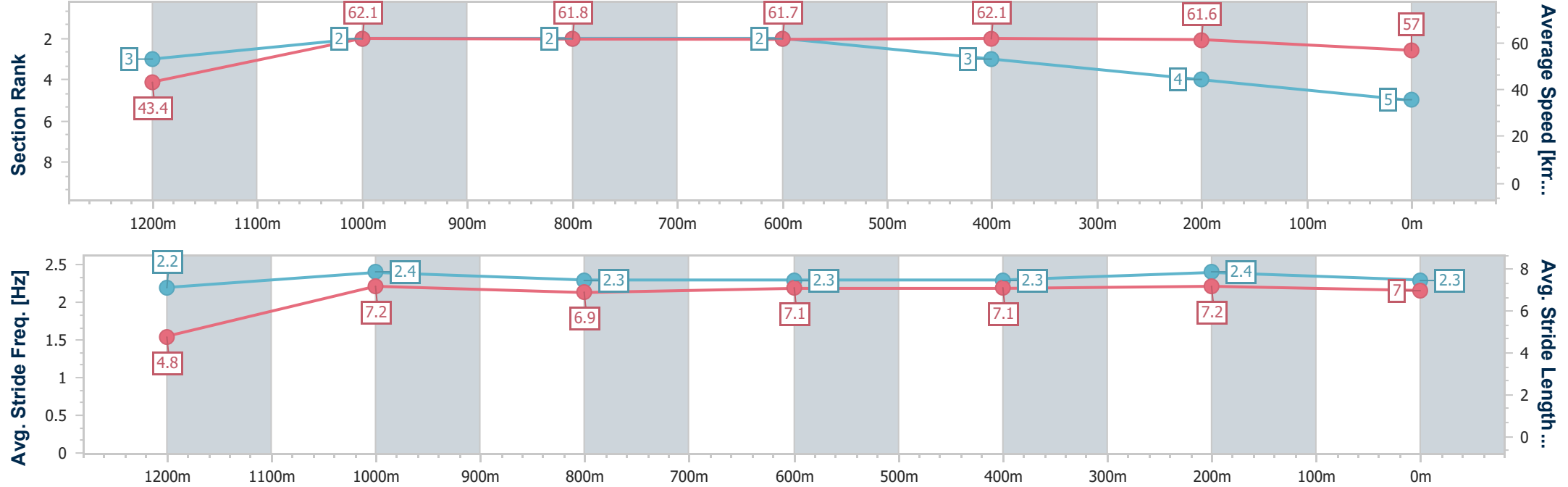
Horse/Jockey Name	Polly Hoffa
Final Rank	5
Fastest Section Time (Section)	0:08.31 (Overall)
Top Speed [km/h] (Section)	64.6 (1200m)
Race State	Finished



Mackay QLD Professional
Race 3: Book for Amateur Cup Sat 24th May Maiden Plate - 1300m
18 March 2025 - 14:26
Track Rating: Heavy 8, Weather: Showers, Rail Position: True



Section	Overall	1200m	1000m	800m	600m	400m	200m						
Section Times	1:19.39 [5] (0:08.31)	1:11.08 [3] (0:11.66)	0:59.42 [2] (0:11.70)	0:47.72 [2] (0:11.72)	0:36.00 [2] (0:11.65)	0:24.35 [3] (0:11.70)	0:12.65 [4] (0:12.65)						
Average Speed [km/h]	43.4	62.1	61.8	61.7	62.1	61.6	57.0						
Top Speed [km/h]	59.1	64.6	62.6	62.1	62.6	62.6	59.3						
Avg. Dist. to Rail [m]	10.9	3.3	1.7	1.2	1.0	1.5	3.8						
Avg. Stride Freq. [Hz]	2.2	2.4	2.3	2.3	2.3	2.4	2.3						
Avg. Stride Length [m]	4.8	7.2	6.9	7.1	7.1	7.2	7.0						





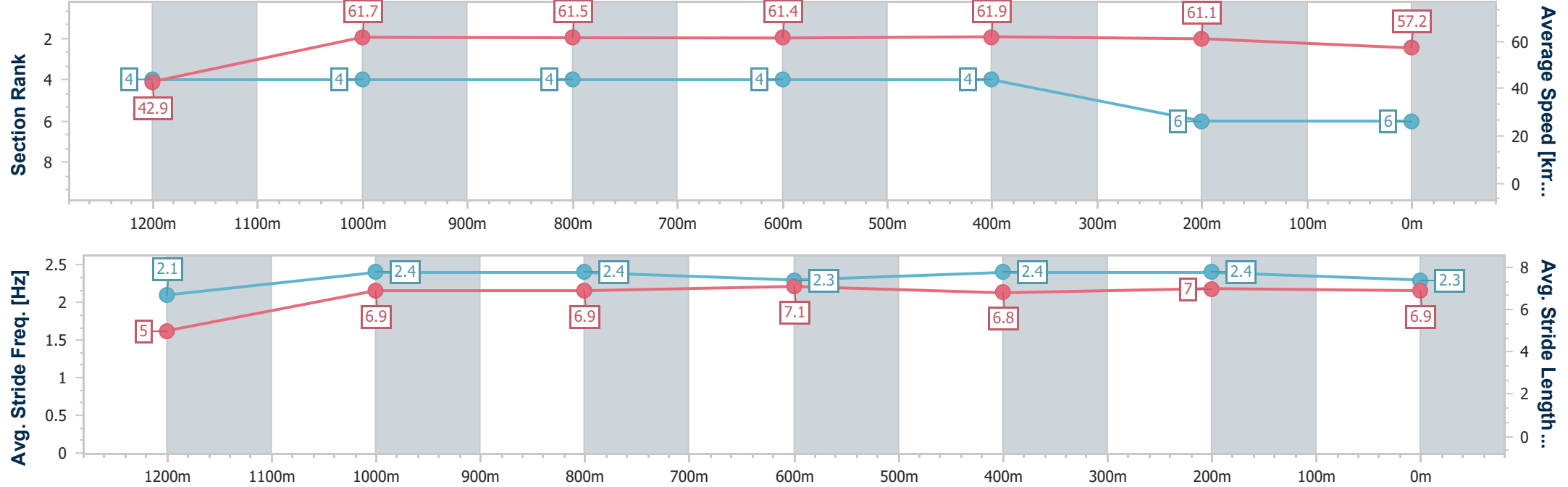
Horse/Jockey Name	Fire Sphere
Final Rank	6
Fastest Section Time (Section)	0:08.43 (Overall)
Top Speed [km/h] (Section)	62.9 (1200m)
Race State	Finished



Mackay QLD Professional
Race 3: Book for Amateur Cup Sat 24th May Maiden Plate - 1300m
18 March 2025 - 14:26
Track Rating: Heavy 8, Weather: Showers, Rail Position: True



Section	Overall	1200m	1000m	800m	600m	400m	200m						
Section Times	1:19.50 [6] (0:08.43)	1:11.07 [4] (0:11.67)	0:59.40 [4] (0:11.67)	0:47.73 [4] (0:11.73)	0:36.00 [4] (0:11.63)	0:24.37 [4] (0:11.78)	0:12.59 [6] (0:12.59)						
Average Speed [km/h]	42.9	61.7	61.5	61.4	61.9	61.1	57.2						
Top Speed [km/h]	59.5	62.9	62.5	62.1	62.3	62.3	59.6						
Avg. Dist. to Rail [m]	8.4	1.2	0.4	0.5	0.8	1.7	2.1						
Avg. Stride Freq. [Hz]	2.1	2.4	2.4	2.3	2.4	2.4	2.3						
Avg. Stride Length [m]	5.0	6.9	6.9	7.1	6.8	7.0	6.9						





Mackay QLD Professional
Race 4: Ladbrokes Blackbook 0 - 55 Handicap - 1560m
18 March 2025 - 15:05



Track Rating: Heavy 8, Weather: Showers, Rail Position: True

Section						Overall	1400m	1200m	1000m	800m	600m	400m	Last 600m	
Field Times						1:36.15 (0:11.48)	1:24.67 (0:11.97)	1:12.70 (0:12.04)	1:00.66 (0:12.47)	0:48.19 (0:12.14)	0:36.05 (0:12.07)	0:23.98 (0:11.82)	0:36.05	
Rank	TAB	Horse/Jockey	Barrier	Top Speed [km/h]	Fastest Section									Distance Travelled [m]
1	3	KINGS CASTLE	4	63.8	0:11.52	1:36.15 [1]	1:24.01 [6]	1:11.81 [6]	0:59.85 [6]	0:47.54 [6]	0:35.46 [6]	0:23.53 [6]	0:35.46	
		Ashley Butler		400m	400m	(0:12.14)	(0:12.20)	(0:11.96)	(0:12.31)	(0:12.08)	(0:11.93)	(0:11.52)		
2	6	NINE CARATS	3	63.3	0:11.66	1:36.26 [2]	1:24.15 [5]	1:11.97 [5]	0:59.99 [5]	0:47.71 [5]	0:35.61 [5]	0:23.72 [5]	0:35.61	-3
		Sean Cormack		400m	400m	(0:12.11)	(0:12.18)	(0:11.98)	(0:12.28)	(0:12.10)	(0:11.89)	(0:11.66)		
3	2	SIDESHOW FRANKIE	5	62.1	0:11.48	1:36.33 [3]	1:24.85 [1]	1:12.76 [2]	1:00.68 [2]	0:48.26 [2]	0:36.13 [2]	0:24.16 [1]	0:36.13	+1
		McKenzie Apel		200m	Overall	(0:11.48)	(0:12.09)	(0:12.08)	(0:12.42)	(0:12.13)	(0:11.97)	(0:11.82)		
4	1	NATIVE BEE	2	62.3	0:11.78	1:36.56 [4]	1:24.63 [4]	1:12.63 [3]	1:00.66 [3]	0:48.24 [4]	0:36.09 [4]	0:24.20 [3]	0:36.09	+0
		Warwick Satherley		1400m	400m	(0:11.93)	(0:12.00)	(0:11.97)	(0:12.42)	(0:12.15)	(0:11.89)	(0:11.78)		
5	7	DIVINE HUNTER	1	62.6	0:11.87	1:36.90 [5]	1:25.03 [3]	1:12.94 [4]	1:00.86 [4]	0:48.60 [3]	0:36.47 [3]	0:24.43 [4]	0:36.47	-9
		Tahlia Fenlon		1200m	Overall	(0:11.87)	(0:12.09)	(0:12.08)	(0:12.26)	(0:12.13)	(0:12.04)	(0:11.94)		
6	5	IMPERIUM	6	62.8	0:11.62	1:37.54 [6]	1:25.92 [2]	1:14.09 [1]	1:02.05 [1]	0:49.58 [1]	0:37.44 [1]	0:25.32 [2]	0:37.44	-3
		Olivia Kendal		1400m	Overall	(0:11.62)	(0:11.83)	(0:12.04)	(0:12.47)	(0:12.14)	(0:12.12)	(0:12.06)		

Scratched: Call Me Hilton (#4)



Mackay QLD Professional
Race 4: Ladbroke's Blackbook 0 - 55 Handicap - 1560m
18 March 2025 - 15:05



Track Rating: Heavy 8, Weather: Showers, Rail Position: True

Section				200m				Last 600m	
Field Times				0:12.16 (0:12.16)				0:36.05	
Rank	TAB	Horse/Jockey	Barrier	Top Speed [km/h]	Fastest Section	Margin		Distance Travelled [m]	
1	3	KINGS CASTLE	4	63.8	0:11.52	0:12.01 [2]	1:36.15	0:35.46	
		Ashley Butler		400m	400m	(0:12.01)			
2	6	NINE CARATS	3	63.3	0:11.66	0:12.06 [4]	0.66L	0:35.61 -3	
		Sean Cormack		400m	400m	(0:12.06)			
3	2	SIDESHOW FRANKIE	5	62.1	0:11.48	0:12.34 [1]	1.09L	0:36.13 +1	
		McKenzie Apel		200m	Overall	(0:12.34)			
4	1	NATIVE BEE	2	62.3	0:11.78	0:12.42 [2]	2.46L	0:36.09 +0	
		Warwick Satherley		1400m	400m	(0:12.42)			
5	7	DIVINE HUNTER	1	62.6	0:11.87	0:12.49 [6]	4.42L	0:36.47 -9	
		Tahlia Fenlon		1200m	Overall	(0:12.49)			
6	5	IMPERIUM	6	62.8	0:11.62	0:13.26 [5]	8.2L	0:37.44 -3	
		Olivia Kendal		1400m	Overall	(0:13.26)			

Scratched: Call Me Hilton (#4)



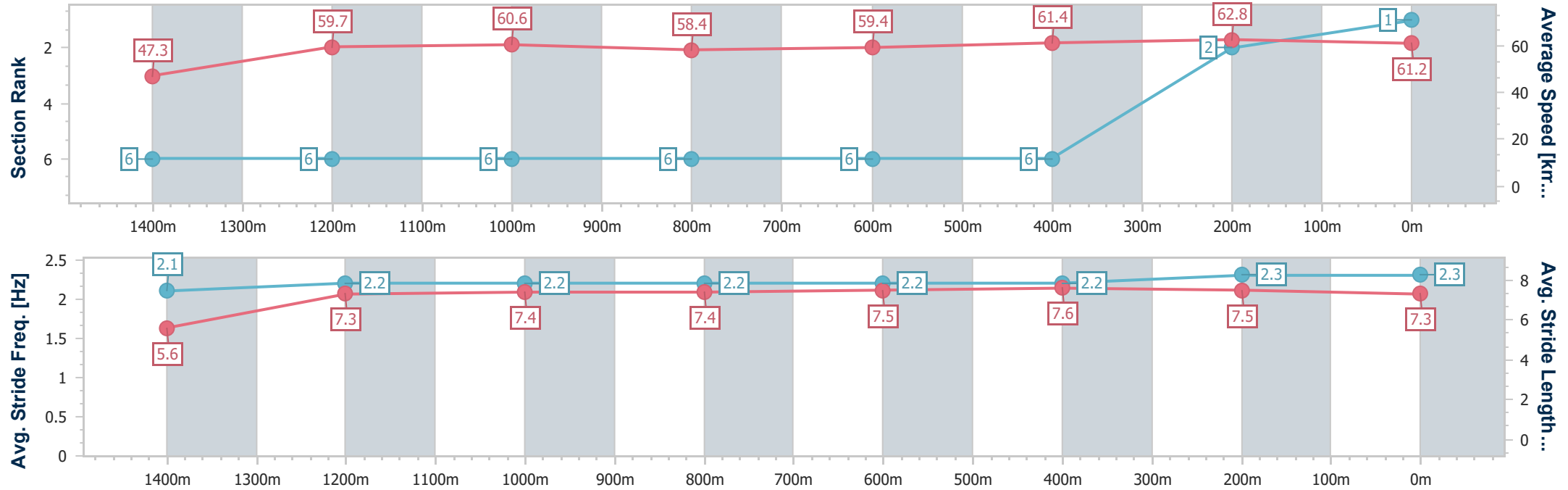
Horse/Jockey Name	Kings Castle
Final Rank	1
Fastest Section Time (Section)	0:11.52 (400m)
Top Speed [km/h] (Section)	63.8 (400m)
Race State	Finished



Mackay QLD Professional
Race 4: Ladbrokes Blackbook 0 - 55 Handicap - 1560m
18 March 2025 - 15:05
Track Rating: Heavy 8, Weather: Showers, Rail Position: True



Section	Overall	1400m	1200m	1000m	800m	600m	400m	200m					
Section Times	1:36.15 [1] (0:12.14)	1:24.01 [6] (0:12.20)	1:11.81 [6] (0:11.96)	0:59.85 [6] (0:12.31)	0:47.54 [6] (0:12.08)	0:35.46 [6] (0:11.93)	0:23.53 [6] (0:11.52)	0:12.01 [2] (0:12.01)					
Average Speed [km/h]	47.3	59.7	60.6	58.4	59.4	61.4	62.8	61.2					
Top Speed [km/h]	58.8	60.5	61.2	59.8	61.6	62.2	63.8	62.5					
Avg. Dist. to Rail [m]	4.5	2.5	0.9	0.3	0.3	2.3	4.7	4.7					
Avg. Stride Freq. [Hz]	2.1	2.2	2.2	2.2	2.2	2.2	2.3	2.3					
Avg. Stride Length [m]	5.6	7.3	7.4	7.4	7.5	7.6	7.5	7.3					





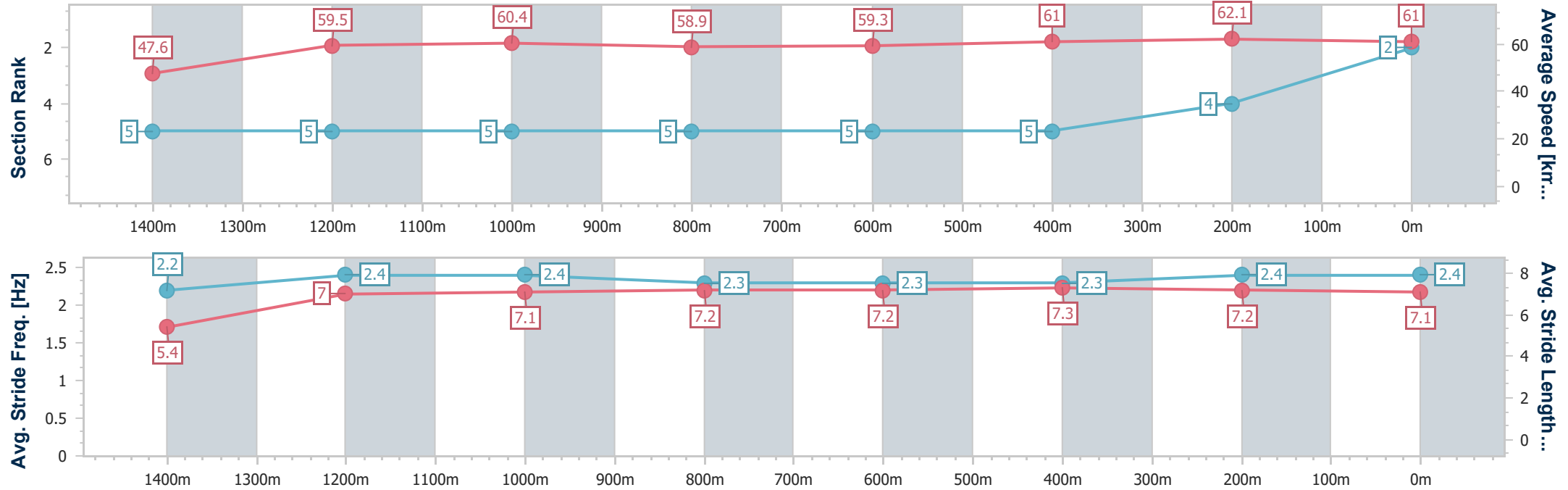
Horse/Jockey Name	Nine Carats
Final Rank	2
Fastest Section Time (Section)	0:11.66 (400m)
Top Speed [km/h] (Section)	63.3 (400m)
Race State	Finished



Mackay QLD Professional
Race 4: Ladbrokes Blackbook 0 - 55 Handicap - 1560m
18 March 2025 - 15:05
Track Rating: Heavy 8, Weather: Showers, Rail Position: True



Section	Overall	1400m	1200m	1000m	800m	600m	400m	200m					
Section Times	1:36.26 [2] (0:12.11)	1:24.15 [5] (0:12.18)	1:11.97 [5] (0:11.98)	0:59.99 [5] (0:12.28)	0:47.71 [5] (0:12.10)	0:35.61 [5] (0:11.89)	0:23.72 [5] (0:11.66)	0:12.06 [4] (0:12.06)					
Average Speed [km/h]	47.6	59.5	60.4	58.9	59.3	61.0	62.1	61.0					
Top Speed [km/h]	59.6	60.5	61.7	59.1	60.9	62.5	63.3	62.1					
Avg. Dist. to Rail [m]	3.1	1.8	1.3	0.8	0.7	1.0	3.0	2.7					
Avg. Stride Freq. [Hz]	2.2	2.4	2.4	2.3	2.3	2.3	2.4	2.4					
Avg. Stride Length [m]	5.4	7.0	7.1	7.2	7.2	7.3	7.2	7.1					





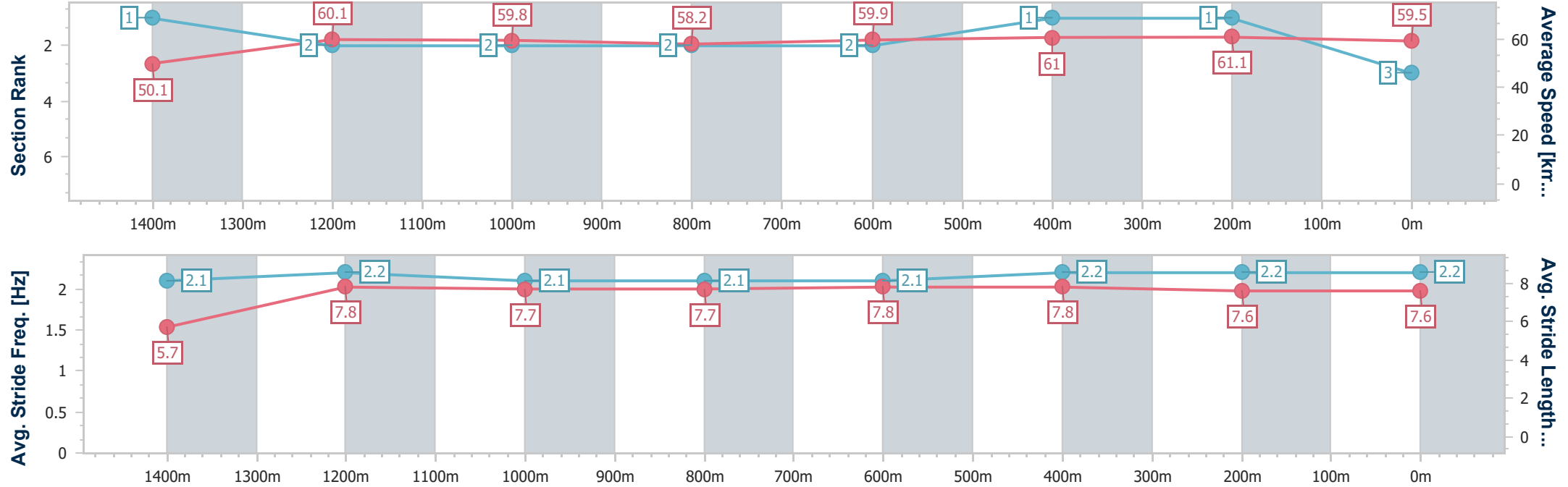
Horse/Jockey Name	Sideshow Frankie
Final Rank	3
Fastest Section Time (Section)	0:11.48 (Overall)
Top Speed [km/h] (Section)	62.1 (200m)
Race State	Finished



Mackay QLD Professional
Race 4: Ladbrokes Blackbook 0 - 55 Handicap - 1560m
18 March 2025 - 15:05
Track Rating: Heavy 8, Weather: Showers, Rail Position: True



Section	Overall	1400m	1200m	1000m	800m	600m	400m	200m					
Section Times	1:36.33 [3] (0:11.48)	1:24.85 [1] (0:12.09)	1:12.76 [2] (0:12.08)	1:00.68 [2] (0:12.42)	0:48.26 [2] (0:12.13)	0:36.13 [2] (0:11.97)	0:24.16 [1] (0:11.82)	0:12.34 [1] (0:12.34)					
Average Speed [km/h]	50.1	60.1	59.8	58.2	59.9	61.0	61.1	59.5					
Top Speed [km/h]	59.8	60.8	60.8	59.1	60.5	61.6	61.8	62.1					
Avg. Dist. to Rail [m]	4.5	1.9	1.6	2.0	2.0	2.0	2.6	1.3					
Avg. Stride Freq. [Hz]	2.1	2.2	2.1	2.1	2.1	2.2	2.2	2.2					
Avg. Stride Length [m]	5.7	7.8	7.7	7.7	7.8	7.8	7.6	7.6					





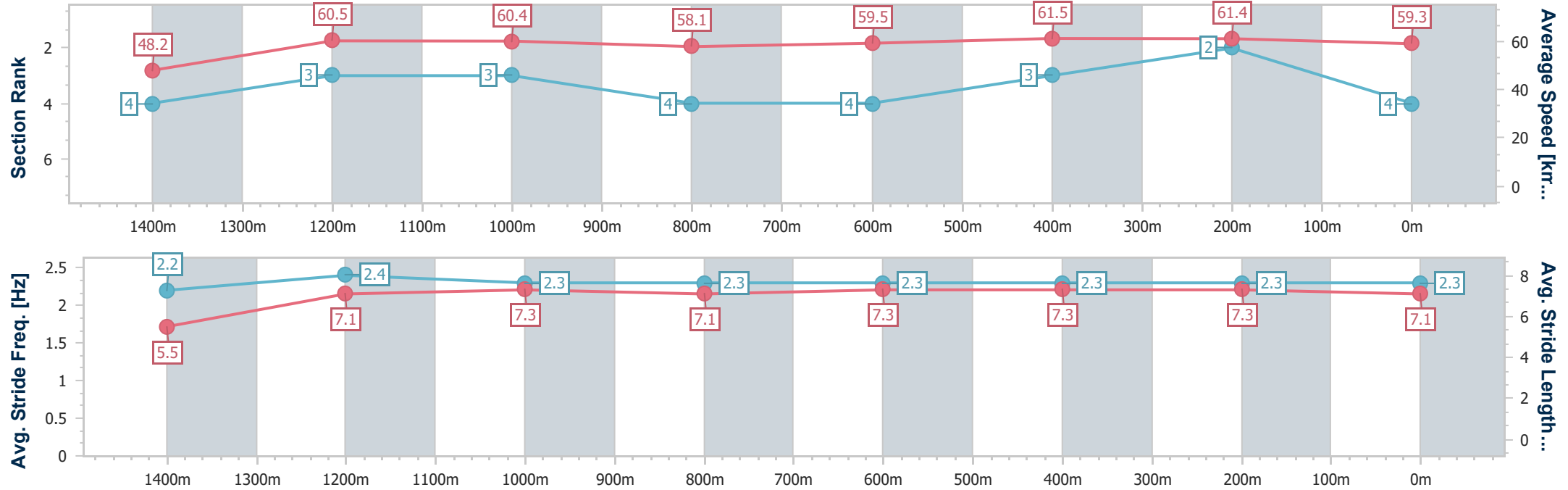
Horse/Jockey Name	Native Bee
Final Rank	4
Fastest Section Time (Section)	0:11.78 (400m)
Top Speed [km/h] (Section)	62.3 (1400m)
Race State	Finished



Mackay QLD Professional
Race 4: Ladbrokes Blackbook 0 - 55 Handicap - 1560m
18 March 2025 - 15:05
Track Rating: Heavy 8, Weather: Showers, Rail Position: True



Section	Overall	1400m	1200m	1000m	800m	600m	400m	200m					
Section Times	1:36.56 [4] (0:11.93)	1:24.63 [4] (0:12.00)	1:12.63 [3] (0:11.97)	1:00.66 [3] (0:12.42)	0:48.24 [4] (0:12.15)	0:36.09 [4] (0:11.89)	0:24.20 [3] (0:11.78)	0:12.42 [2] (0:12.42)					
Average Speed [km/h]	48.2	60.5	60.4	58.1	59.5	61.5	61.4	59.3					
Top Speed [km/h]	60.6	62.3	62.1	59.6	61.1	62.0	62.2	61.1					
Avg. Dist. to Rail [m]	3.4	1.7	0.8	0.9	1.6	2.1	4.5	4.9					
Avg. Stride Freq. [Hz]	2.2	2.4	2.3	2.3	2.3	2.3	2.3	2.3					
Avg. Stride Length [m]	5.5	7.1	7.3	7.1	7.3	7.3	7.3	7.1					





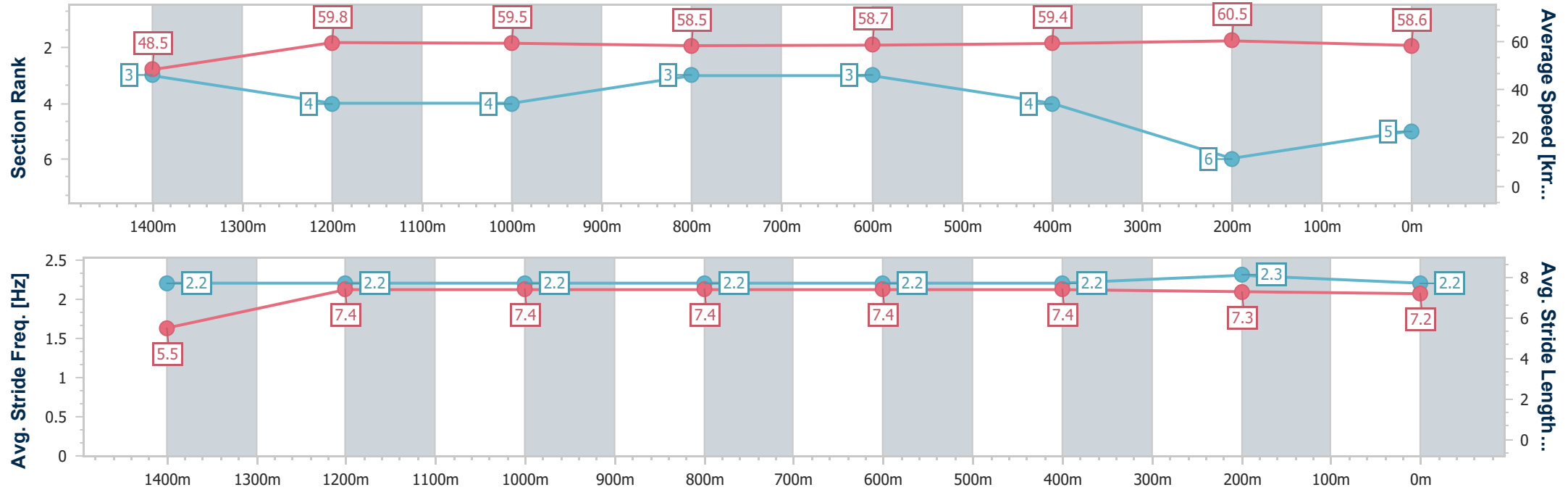
Horse/Jockey Name	Divine Hunter
Final Rank	5
Fastest Section Time (Section)	0:11.87 (Overall)
Top Speed [km/h] (Section)	62.6 (1200m)
Race State	Finished



Mackay QLD Professional
Race 4: Ladbrokes Blackbook 0 - 55 Handicap - 1560m
18 March 2025 - 15:05
Track Rating: Heavy 8, Weather: Showers, Rail Position: True



Section	Overall	1400m	1200m	1000m	800m	600m	400m	200m					
Section Times	1:36.90 [5] (0:11.87)	1:25.03 [3] (0:12.09)	1:12.94 [4] (0:12.08)	1:00.86 [4] (0:12.26)	0:48.60 [3] (0:12.13)	0:36.47 [3] (0:12.04)	0:24.43 [4] (0:11.94)	0:12.49 [6] (0:12.49)					
Average Speed [km/h]	48.5	59.8	59.5	58.5	58.7	59.4	60.5	58.6					
Top Speed [km/h]	59.5	61.0	62.6	59.3	60.1	60.6	61.4	60.6					
Avg. Dist. to Rail [m]	1.8	0.8	0.3	1.7	2.1	1.2	1.7	2.2					
Avg. Stride Freq. [Hz]	2.2	2.2	2.2	2.2	2.2	2.2	2.3	2.2					
Avg. Stride Length [m]	5.5	7.4	7.4	7.4	7.4	7.4	7.3	7.2					





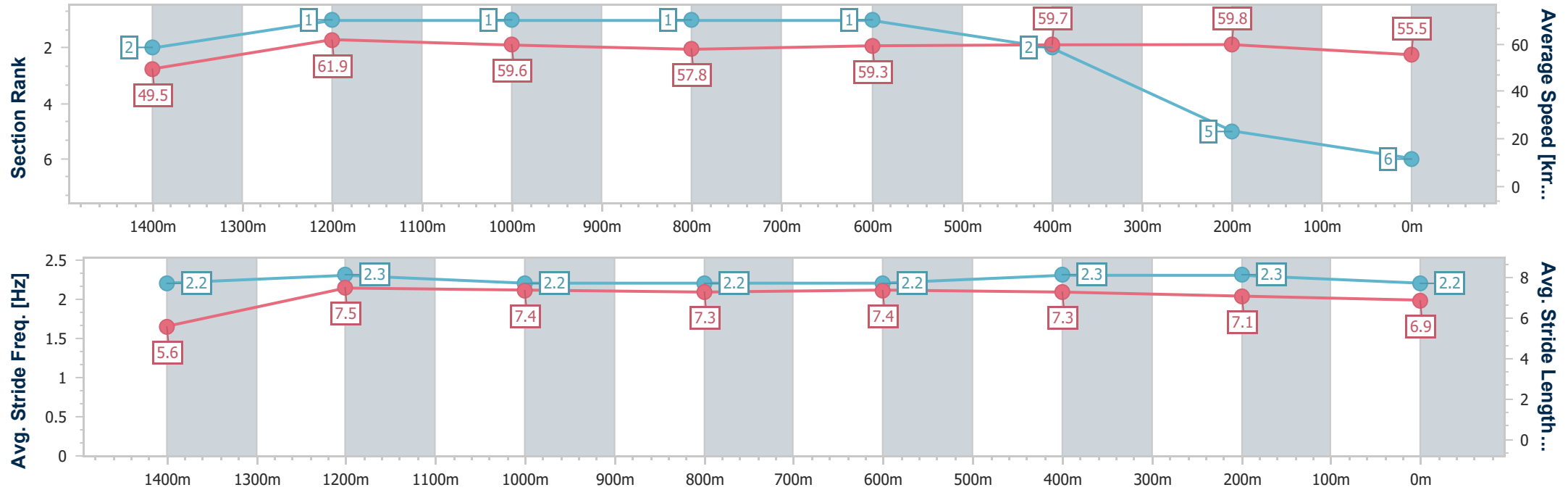
Horse/Jockey Name	Imperium
Final Rank	6
Fastest Section Time (Section)	0:11.62 (Overall)
Top Speed [km/h] (Section)	62.8 (1400m)
Race State	Finished



Mackay QLD Professional
Race 4: Ladbrokes Blackbook 0 - 55 Handicap - 1560m
18 March 2025 - 15:05
Track Rating: Heavy 8, Weather: Showers, Rail Position: True



Section	Overall	1400m	1200m	1000m	800m	600m	400m	200m					
Section Times	1:37.54 [6] (0:11.62)	1:25.92 [2] (0:11.83)	1:14.09 [1] (0:12.04)	1:02.05 [1] (0:12.47)	0:49.58 [1] (0:12.14)	0:37.44 [1] (0:12.12)	0:25.32 [2] (0:12.06)	0:13.26 [5] (0:13.26)					
Average Speed [km/h]	49.5	61.9	59.6	57.8	59.3	59.7	59.8	55.5					
Top Speed [km/h]	60.8	62.8	62.6	58.9	60.1	60.4	60.8	59.3					
Avg. Dist. to Rail [m]	6.0	3.1	0.4	0.3	0.3	1.1	1.9	1.5					
Avg. Stride Freq. [Hz]	2.2	2.3	2.2	2.2	2.2	2.3	2.3	2.2					
Avg. Stride Length [m]	5.6	7.5	7.4	7.3	7.4	7.3	7.1	6.9					





Mackay QLD Professional
Race 5: Book Event Centre for Functions QTIS Three-Year-Old Maiden
Plate - 1100m
18 March 2025 - 15:41



Track Rating: Heavy 8, Weather: Showers, Rail Position: True

Section						Overall	1000m	800m	600m	400m	200m	Last 600m	
Field Times						1:05.00 (0:07.71)	0:57.29 (0:11.45)	0:45.84 (0:11.03)	0:34.81 (0:11.24)	0:23.57 (0:11.69)	0:11.88 (0:11.88)	0:34.81	
Rank	TAB	Horse/Jockey	Barrier	Top Speed [km/h]	Fastest Section							Margin	Distance Travelled [m]
1	11	QUERIDA	5	67.3	0:07.93	1:05.00 [1]	0:57.07 [2]	0:45.65 [3]	0:34.46 [3]	0:23.11 [3]	0:11.88 [1]	1:05.00	0:34.46
		Sean Cormack		400m	Overall	(0:07.93)	(0:11.42)	(0:11.19)	(0:11.35)	(0:11.23)	(0:11.88)		
2	5	BADLIFEDECISION	7	66.0	0:07.94	1:05.58 [2]	0:57.64 [3]	0:46.18 [4]	0:34.82 [4]	0:23.50 [4]	0:12.20 [3]	3.38L	0:34.82 +6
		Olivia Kendal		600m	Overall	(0:07.94)	(0:11.46)	(0:11.36)	(0:11.32)	(0:11.30)	(0:12.20)		
3	2	STYX RIVER	3	67.2	0:07.71	1:06.04 [3]	0:58.33 [1]	0:46.88 [1]	0:35.85 [1]	0:24.61 [1]	0:12.85 [2]	6.07L	0:35.85 -6
		Raul Silvera Olivera		800m	Overall	(0:07.71)	(0:11.45)	(0:11.03)	(0:11.24)	(0:11.76)	(0:12.85)		
4	12	RISING RUBY	8	67.9	0:08.17	1:06.33 [4]	0:58.16 [7]	0:47.02 [2]	0:36.13 [2]	0:24.56 [2]	0:12.92 [4]	7.81L	0:36.13 +2
		Nathan Thomas		800m	Overall	(0:08.17)	(0:11.14)	(0:10.89)	(0:11.57)	(0:11.64)	(0:12.92)		
5	9	MISS ELOTAN	2	65.4	0:08.08	1:06.73 [5]	0:58.65 [5]	0:47.15 [6]	0:35.37 [6]	0:23.81 [7]	0:12.12 [5]	10.13L	0:35.37 -2
		Warwick Satherley		1000m	Overall	(0:08.08)	(0:11.50)	(0:11.78)	(0:11.56)	(0:11.69)	(0:12.12)		
6	7	MISHANI AMORE	1	65.1	0:07.96	1:07.16 [6]	0:59.20 [4]	0:47.69 [5]	0:36.26 [5]	0:24.68 [5]	0:12.54 [6]	12.67L	0:36.26 -6
		Shae Nielson		800m	Overall	(0:07.96)	(0:11.51)	(0:11.43)	(0:11.58)	(0:12.14)	(0:12.54)		
7	6	LUSTROUS SINS	6	63.3	0:08.29	1:07.18 [7]	0:58.89 [8]	0:47.13 [8]	0:35.49 [8]	0:23.81 [8]	0:12.04 [8]	12.83L	0:35.49 +1
		Tahlia Fenlon		800m	Overall	(0:08.29)	(0:11.76)	(0:11.64)	(0:11.68)	(0:11.77)	(0:12.04)		
8	1	CLEVE	4	64.2	0:08.17	1:07.90 [8]	0:59.73 [6]	0:48.20 [7]	0:36.54 [6]	0:25.09 [6]	0:12.96 [7]	17.04L	0:36.54 -3
		Chris Meehan		600m	Overall	(0:08.17)	(0:11.53)	(0:11.66)	(0:11.45)	(0:12.13)	(0:12.96)		

Scratched: Polly Hoffa (#10), Zelezny (#4), Miss Comaneci (#8), Three Tees (#3)



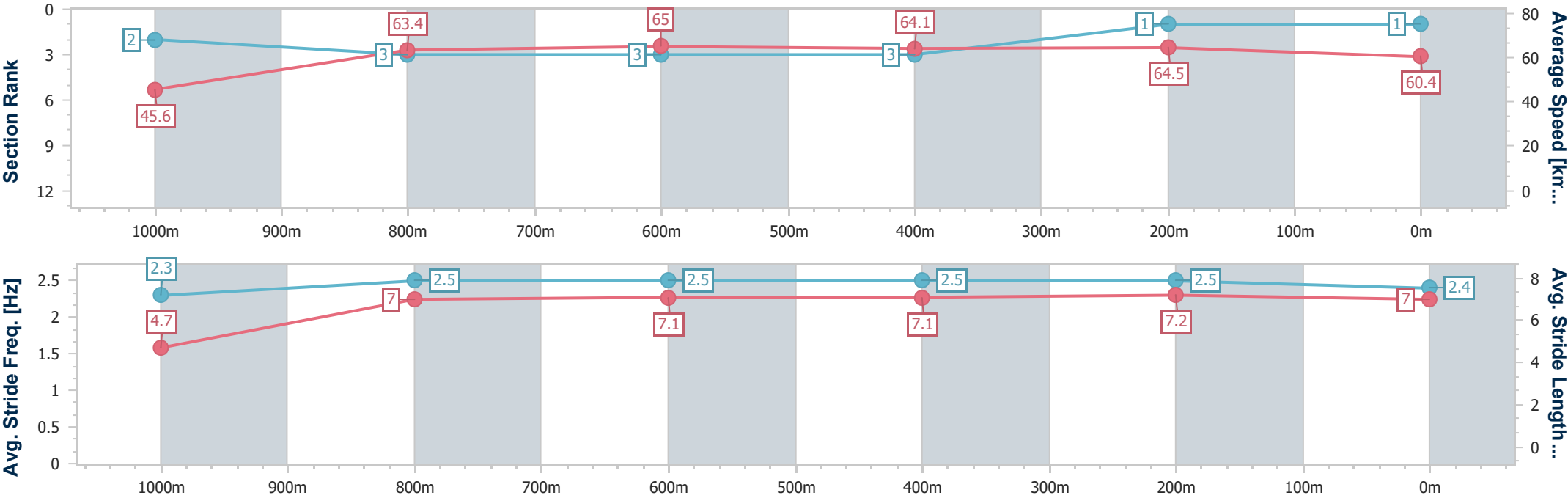
Horse/Jockey Name	Querida
Final Rank	1
Fastest Section Time (Section)	0:07.93 (Overall)
Top Speed [km/h] (Section)	67.3 (400m)
Race State	Finished



Mackay QLD Professional
Race 5: Book Event Centre for Functions QTIS Three-Year-Old
Maiden Plate - 1100m
18 March 2025 - 15:41
Track Rating: Heavy 8, Weather: Showers, Rail Position: True



Section	Overall	1000m	800m	600m	400m	200m							
Section Times	1:05.00 [1] (0:07.93)	0:57.07 [2] (0:11.42)	0:45.65 [3] (0:11.19)	0:34.46 [3] (0:11.35)	0:23.11 [3] (0:11.23)	0:11.88 [1] (0:11.88)							
Average Speed [km/h]	45.6	63.4	65.0	64.1	64.5	60.4							
Top Speed [km/h]	64.3	65.4	65.6	64.8	67.3	62.8							
Avg. Dist. to Rail [m]	6.1	2.4	3.0	1.5	3.6	6.2							
Avg. Stride Freq. [Hz]	2.3	2.5	2.5	2.5	2.5	2.4							
Avg. Stride Length [m]	4.7	7.0	7.1	7.1	7.2	7.0							





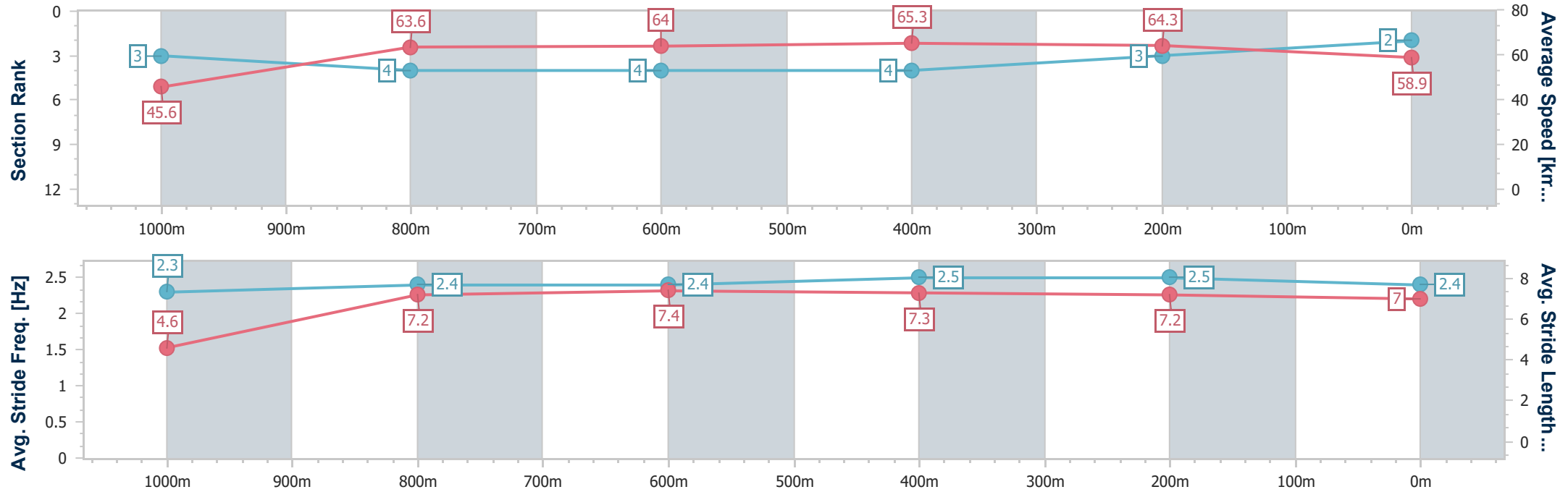
Horse/Jockey Name	Badlifedecision
Final Rank	2
Fastest Section Time (Section)	0:07.94 (Overall)
Top Speed [km/h] (Section)	66.0 (600m)
Race State	Finished



Mackay QLD Professional
Race 5: Book Event Centre for Functions QTIS Three-Year-Old
Maiden Plate - 1100m
18 March 2025 - 15:41
Track Rating: Heavy 8, Weather: Showers, Rail Position: True



Section	Overall	1000m	800m	600m	400m	200m								
Section Times	1:05.58 [2] (0:07.94)	0:57.64 [3] (0:11.46)	0:46.18 [4] (0:11.36)	0:34.82 [4] (0:11.32)	0:23.50 [4] (0:11.30)	0:12.20 [3] (0:12.20)								
Average Speed [km/h]	45.6	63.6	64.0	65.3	64.3	58.9								
Top Speed [km/h]	61.1	64.8	65.1	66.0	65.2	63.0								
Avg. Dist. to Rail [m]	8.4	3.4	3.8	3.3	5.6	9.3								
Avg. Stride Freq. [Hz]	2.3	2.4	2.4	2.5	2.5	2.4								
Avg. Stride Length [m]	4.6	7.2	7.4	7.3	7.2	7.0								



[] Ranking at each section and finish
-.-.- No data available at this section
NA No data available



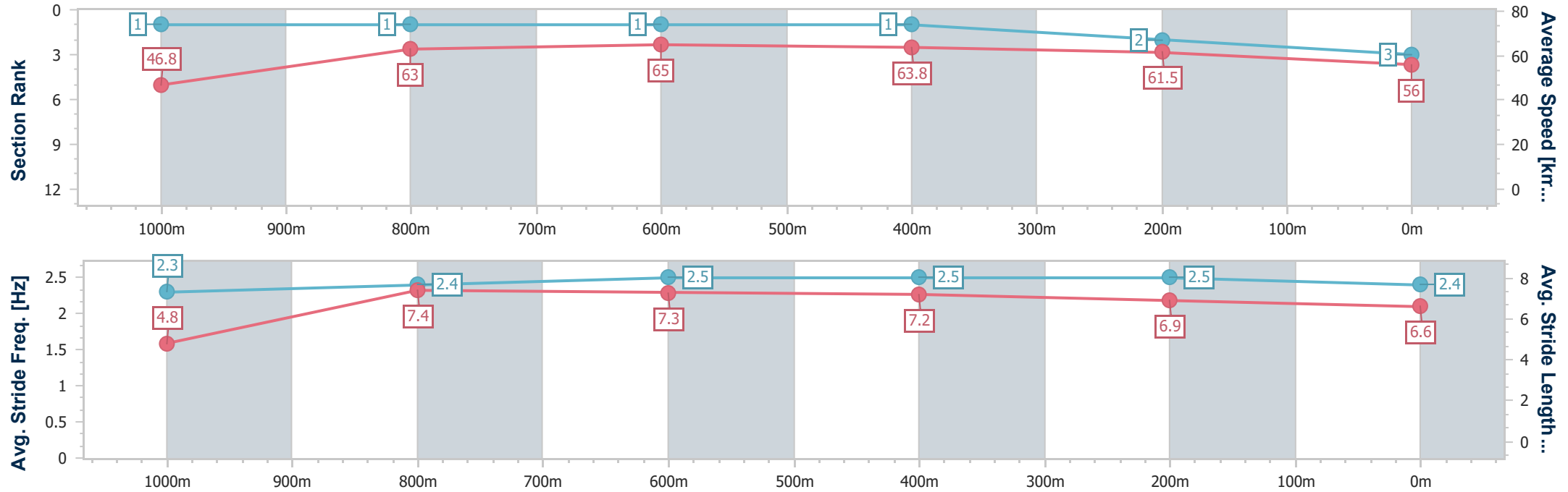
Horse/Jockey Name	Styx River
Final Rank	3
Fastest Section Time (Section)	0:07.71 (Overall)
Top Speed [km/h] (Section)	67.2 (800m)
Race State	Finished



Mackay QLD Professional
Race 5: Book Event Centre for Functions QTIS Three-Year-Old
Maiden Plate - 1100m
18 March 2025 - 15:41
Track Rating: Heavy 8, Weather: Showers, Rail Position: True



Section	Overall	1000m	800m	600m	400m	200m							
Section Times	1:06.04 [3] (0:07.71)	0:58.33 [1] (0:11.45)	0:46.88 [1] (0:11.03)	0:35.85 [1] (0:11.24)	0:24.61 [1] (0:11.76)	0:12.85 [2] (0:12.85)							
Average Speed [km/h]	46.8	63.0	65.0	63.8	61.5	56.0							
Top Speed [km/h]	63.8	64.4	67.2	65.0	63.0	60.0							
Avg. Dist. to Rail [m]	4.3	0.4	0.5	0.7	1.6	2.6							
Avg. Stride Freq. [Hz]	2.3	2.4	2.5	2.5	2.5	2.4							
Avg. Stride Length [m]	4.8	7.4	7.3	7.2	6.9	6.6							





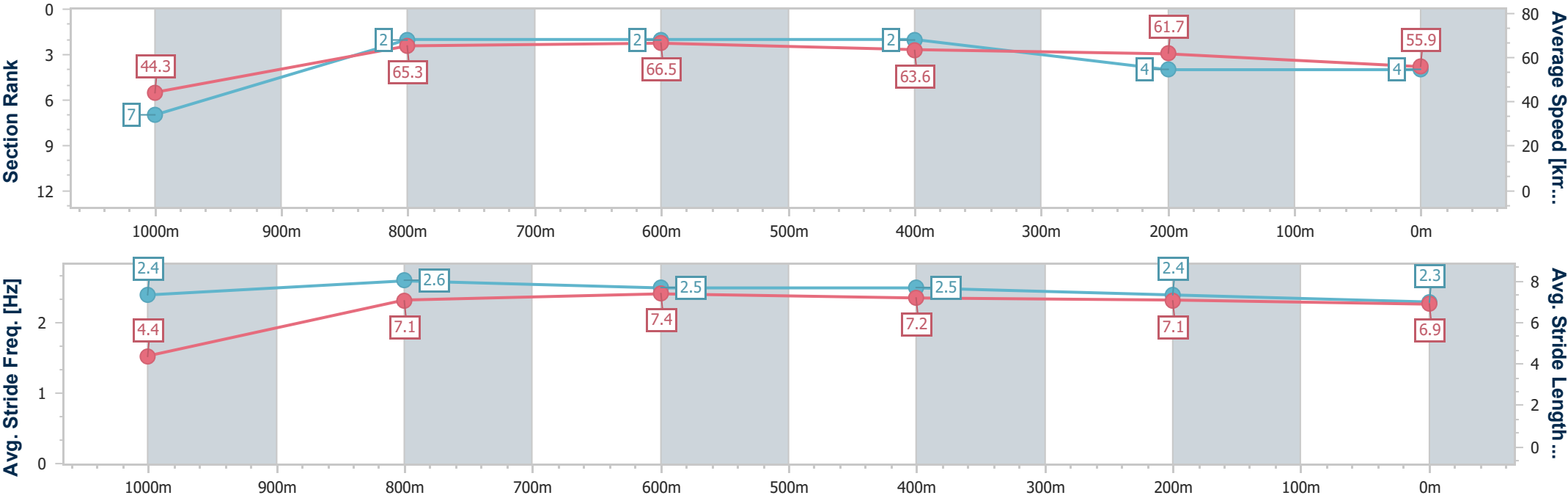
Horse/Jockey Name	Rising Ruby
Final Rank	4
Fastest Section Time (Section)	0:08.17 (Overall)
Top Speed [km/h] (Section)	67.9 (800m)
Race State	Finished



Mackay QLD Professional
Race 5: Book Event Centre for Functions QTIS Three-Year-Old
Maiden Plate - 1100m
18 March 2025 - 15:41
Track Rating: Heavy 8, Weather: Showers, Rail Position: True



Section	Overall	1000m	800m	600m	400m	200m							
Section Times	1:06.33 [4] (0:08.17)	0:58.16 [7] (0:11.14)	0:47.02 [2] (0:10.89)	0:36.13 [2] (0:11.57)	0:24.56 [2] (0:11.64)	0:12.92 [4] (0:12.92)							
Average Speed [km/h]	44.3	65.3	66.5	63.6	61.7	55.9							
Top Speed [km/h]	63.1	67.4	67.9	65.3	64.0	59.6							
Avg. Dist. to Rail [m]	9.4	2.7	2.9	2.4	1.5	3.5							
Avg. Stride Freq. [Hz]	2.4	2.6	2.5	2.5	2.4	2.3							
Avg. Stride Length [m]	4.4	7.1	7.4	7.2	7.1	6.9							





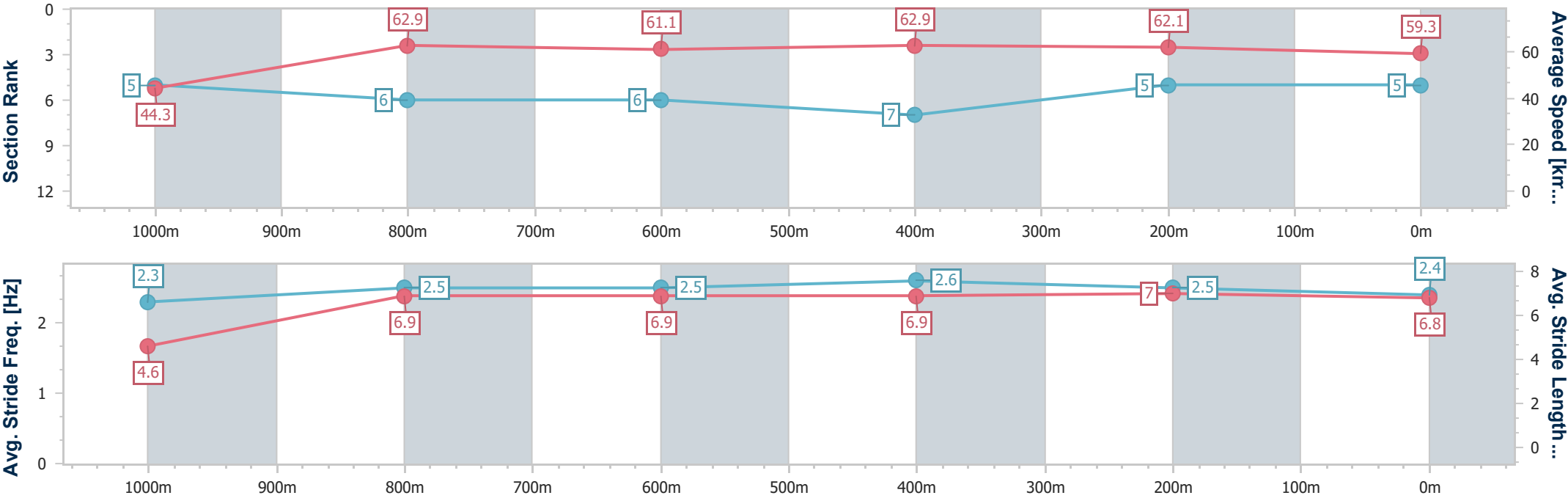
Horse/Jockey Name	Miss Elotan
Final Rank	5
Fastest Section Time (Section)	0:08.08 (Overall)
Top Speed [km/h] (Section)	65.4 (1000m)
Race State	Finished



Mackay QLD Professional
Race 5: Book Event Centre for Functions QTIS Three-Year-Old
Maiden Plate - 1100m
18 March 2025 - 15:41
Track Rating: Heavy 8, Weather: Showers, Rail Position: True



Section	Overall	1000m	800m	600m	400m	200m							
Section Times	1:06.73 [5] (0:08.08)	0:58.65 [5] (0:11.50)	0:47.15 [6] (0:11.78)	0:35.37 [6] (0:11.56)	0:23.81 [7] (0:11.69)	0:12.12 [5] (0:12.12)							
Average Speed [km/h]	44.3	62.9	61.1	62.9	62.1	59.3							
Top Speed [km/h]	61.3	65.4	62.3	63.5	63.0	61.5							
Avg. Dist. to Rail [m]	3.2	0.7	0.9	1.5	3.9	3.8							
Avg. Stride Freq. [Hz]	2.3	2.5	2.5	2.6	2.5	2.4							
Avg. Stride Length [m]	4.6	6.9	6.9	6.9	7.0	6.8							





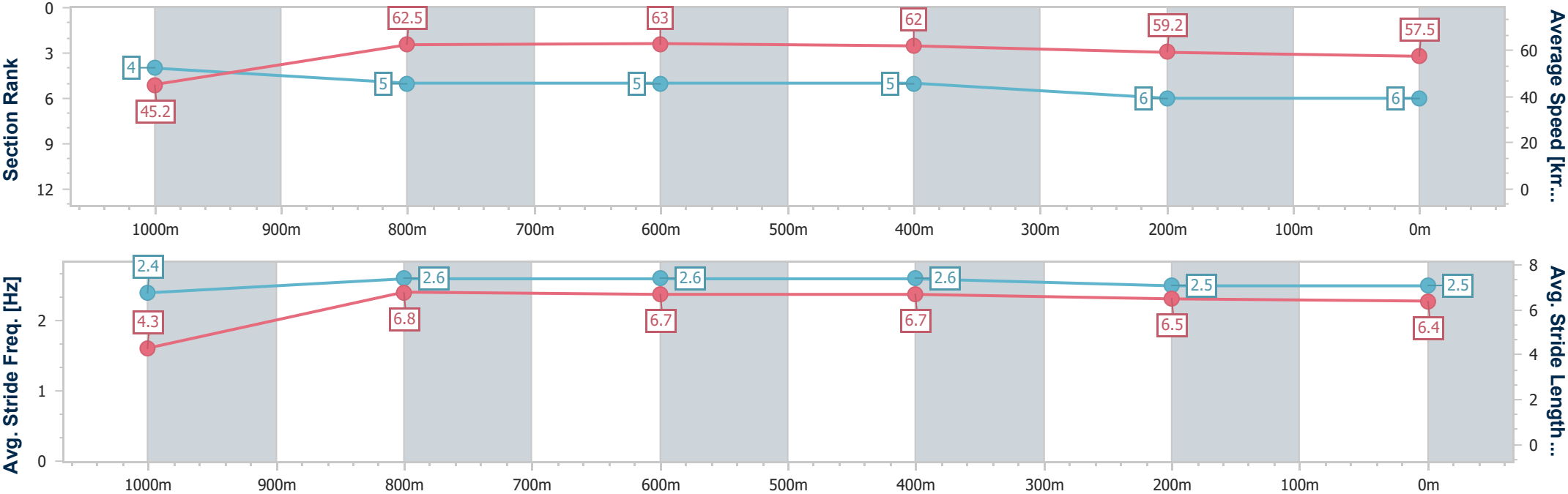
Horse/Jockey Name	Mishani Amore
Final Rank	6
Fastest Section Time (Section)	0:07.96 (Overall)
Top Speed [km/h] (Section)	65.1 (800m)
Race State	Finished



Mackay QLD Professional
Race 5: Book Event Centre for Functions QTIS Three-Year-Old
Maiden Plate - 1100m
18 March 2025 - 15:41
Track Rating: Heavy 8, Weather: Showers, Rail Position: True



Section	Overall	1000m	800m	600m	400m	200m								
Section Times	1:07.16 [6] (0:07.96)	0:59.20 [4] (0:11.51)	0:47.69 [5] (0:11.43)	0:36.26 [5] (0:11.58)	0:24.68 [5] (0:12.14)	0:12.54 [6] (0:12.54)								
Average Speed [km/h]	45.2	62.5	63.0	62.0	59.2	57.5								
Top Speed [km/h]	63.7	64.6	65.1	63.6	60.7	60.7								
Avg. Dist. to Rail [m]	3.0	0.5	0.4	0.7	0.9	2.0								
Avg. Stride Freq. [Hz]	2.4	2.6	2.6	2.6	2.5	2.5								
Avg. Stride Length [m]	4.3	6.8	6.7	6.7	6.5	6.4								





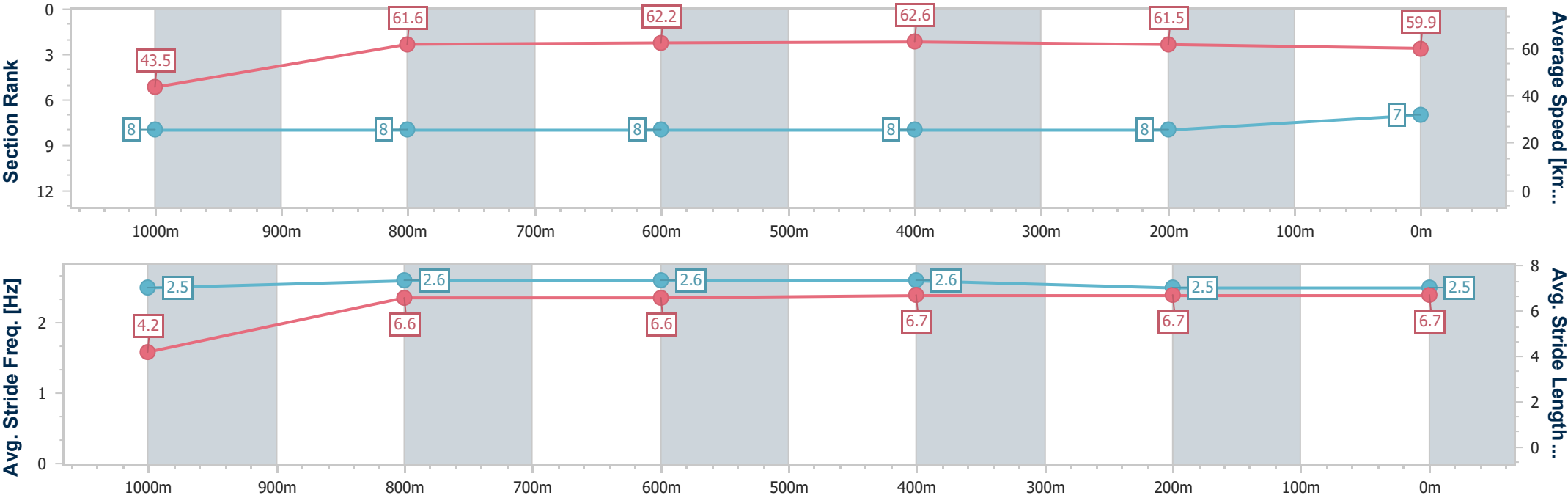
Horse/Jockey Name	Lustrous Sins
Final Rank	7
Fastest Section Time (Section)	0:08.29 (Overall)
Top Speed [km/h] (Section)	63.3 (800m)
Race State	Finished



Mackay QLD Professional
Race 5: Book Event Centre for Functions QTIS Three-Year-Old
Maiden Plate - 1100m
18 March 2025 - 15:41
Track Rating: Heavy 8, Weather: Showers, Rail Position: True



Section	Overall	1000m	800m	600m	400m	200m							
Section Times	1:07.18 [7] (0:08.29)	0:58.89 [8] (0:11.76)	0:47.13 [8] (0:11.64)	0:35.49 [8] (0:11.68)	0:23.81 [8] (0:11.77)	0:12.04 [8] (0:12.04)							
Average Speed [km/h]	43.5	61.6	62.2	62.6	61.5	59.9							
Top Speed [km/h]	59.3	63.1	63.3	63.1	62.6	61.3							
Avg. Dist. to Rail [m]	7.4	1.6	2.2	2.0	4.4	7.3							
Avg. Stride Freq. [Hz]	2.5	2.6	2.6	2.6	2.5	2.5							
Avg. Stride Length [m]	4.2	6.6	6.6	6.7	6.7	6.7							





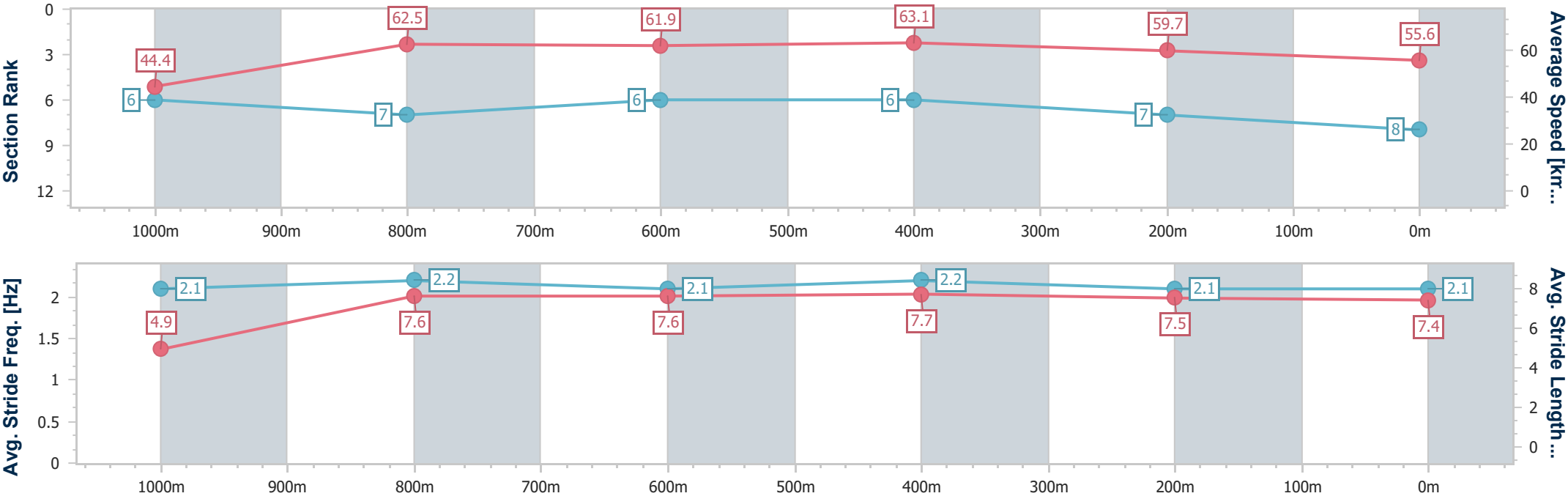
Horse/Jockey Name	Cleve
Final Rank	8
Fastest Section Time (Section)	0:08.17 (Overall)
Top Speed [km/h] (Section)	64.2 (600m)
Race State	Finished



Mackay QLD Professional
Race 5: Book Event Centre for Functions QTIS Three-Year-Old
Maiden Plate - 1100m
18 March 2025 - 15:41
Track Rating: Heavy 8, Weather: Showers, Rail Position: True



Section	Overall	1000m	800m	600m	400m	200m								
Section Times	1:07.90 [8] (0:08.17)	0:59.73 [6] (0:11.53)	0:48.20 [7] (0:11.66)	0:36.54 [6] (0:11.45)	0:25.09 [6] (0:12.13)	0:12.96 [7] (0:12.96)								
Average Speed [km/h]	44.4	62.5	61.9	63.1	59.7	55.6								
Top Speed [km/h]	61.7	64.0	63.3	64.2	61.2	58.1								
Avg. Dist. to Rail [m]	5.7	1.8	0.4	0.6	3.9	6.9								
Avg. Stride Freq. [Hz]	2.1	2.2	2.1	2.2	2.1	2.1								
Avg. Stride Length [m]	4.9	7.6	7.6	7.7	7.5	7.4								



Mackay QLD Professional

Race 6: Jetson Salvage & Scrap Metal 0 - 55 Handicap - 1200m

18 March 2025 - 16:15

Track Rating: Heavy 8, Weather: Showers, Rail Position: True

Section						Overall	1000m	800m	600m	400m	200m	Last 600m		
Field Times						1:10.33 (0:13.33)	0:57.00 (0:10.90)	0:46.10 (0:11.12)	0:34.98 (0:11.20)	0:23.78 (0:11.45)	0:12.33 (0:12.33)	0:34.98		
Rank	TAB	Horse/Jockey	Barrier	Top Speed [km/h]	Fastest Section							Margin		Distance Travelled [m]
1	9	MORE STYLISH	2	67.5	0:10.87	1:10.33 [1]	0:56.86 [2]	0:45.99 [2]	0:34.98 [1]	0:23.70 [2]	0:12.29 [2]	1:10.33	0:34.98	
		Warwick Satherley		1000m	1000m	(0:13.47)	(0:10.87)	(0:11.01)	(0:11.28)	(0:11.41)	(0:12.29)			
2	5	GREYLIST	6	67.7	0:10.90	1:10.46 [2]	0:57.13 [1]	0:46.23 [1]	0:35.06 [2]	0:23.91 [1]	0:12.46 [1]	0.82L	0:35.06	-8
		Justin Stanley		Overall	1000m	(0:13.33)	(0:10.90)	(0:11.17)	(0:11.15)	(0:11.45)	(0:12.46)			
3	4	ME TIME	3	67.7	0:10.93	1:10.56 [3]	0:56.80 [5]	0:45.87 [5]	0:34.70 [6]	0:23.51 [5]	0:12.09 [3]	1.36L	0:34.70	-1
		Tahlia Fenlon		1000m	1000m	(0:13.76)	(0:10.93)	(0:11.17)	(0:11.19)	(0:11.42)	(0:12.09)			
4	8	KOITAKI SUNDAY	5	68.4	0:10.84	1:11.13 [4]	0:57.48 [3]	0:46.64 [3]	0:35.52 [3]	0:24.19 [3]	0:12.51 [5]	4.73L	0:35.52	+0
		Sean Cormack		1000m	1000m	(0:13.65)	(0:10.84)	(0:11.12)	(0:11.33)	(0:11.68)	(0:12.51)			
5	1	DIAMOND MONEY	4	67.8	0:10.81	1:11.23 [5]	0:57.32 [7]	0:46.51 [6]	0:35.46 [5]	0:23.97 [7]	0:12.38 [6]	5.32L	0:35.46	-5
		Adam Sewell		1000m	1000m	(0:13.91)	(0:10.81)	(0:11.05)	(0:11.49)	(0:11.59)	(0:12.38)			
6	3	HOLY CROWN	1	66.7	0:10.92	1:11.30 [6]	0:57.57 [4]	0:46.65 [4]	0:35.67 [4]	0:24.34 [4]	0:12.75 [4]	5.75L	0:35.67	-8
		Olivia Kendal		1000m	1000m	(0:13.73)	(0:10.92)	(0:10.98)	(0:11.33)	(0:11.59)	(0:12.75)			
7	6	SHY REBEL	7	67.9	0:10.89	1:11.61 [7]	0:57.72 [6]	0:46.83 [7]	0:35.72 [7]	0:24.36 [6]	0:12.62 [7]	7.58L	0:35.72	+3
		Paul Hamblin		1000m	1000m	(0:13.89)	(0:10.89)	(0:11.11)	(0:11.36)	(0:11.74)	(0:12.62)			
8	10	TSUNAMI FORCE	8	67.2	0:11.05	1:11.68 [8]	0:57.70 [8]	0:46.62 [8]	0:35.57 [8]	0:24.25 [8]	0:12.49 [8]	7.99L	0:35.57	-6
		Nathan Thomas		1000m	800m	(0:13.98)	(0:11.08)	(0:11.05)	(0:11.32)	(0:11.76)	(0:12.49)			

Scratched: Our Heart Throb (#11), Sensationabull (#2), Spitzberg (#7)



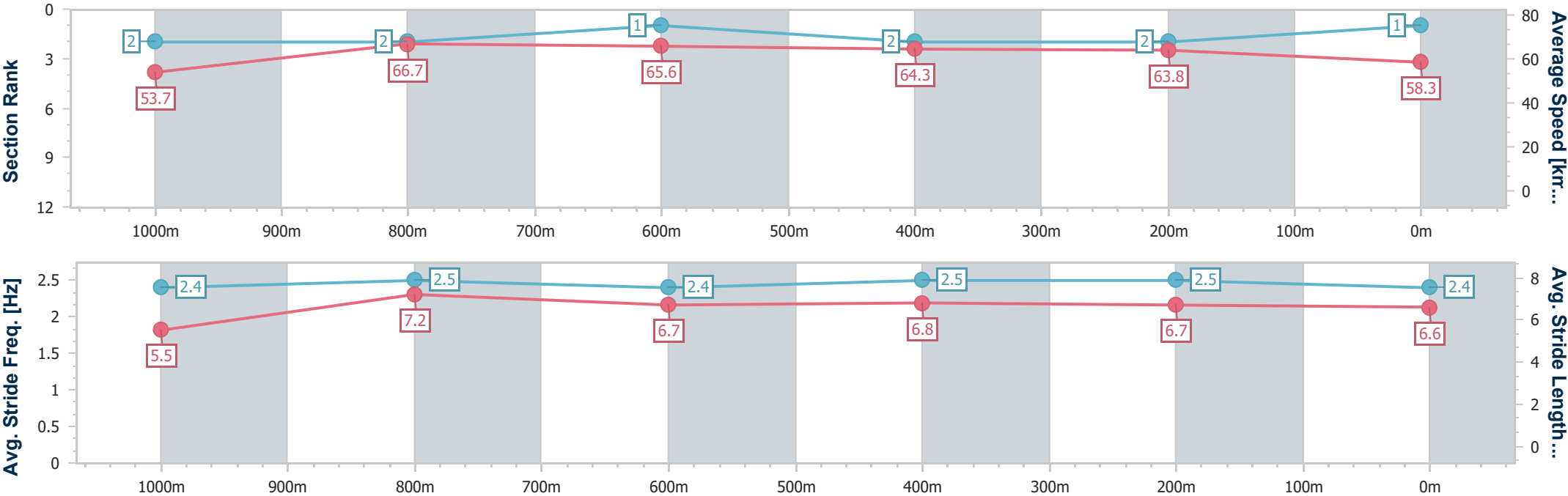
Horse/Jockey Name	More Stylish
Final Rank	1
Fastest Section Time (Section)	0:10.87 (1000m)
Top Speed [km/h] (Section)	67.5 (1000m)
Race State	Finished



Mackay QLD Professional
Race 6: Jetson Salvage & Scrap Metal 0 - 55 Handicap - 1200m
18 March 2025 - 16:15
Track Rating: Heavy 8, Weather: Showers, Rail Position: True



Section	Overall	1000m	800m	600m	400m	200m							
Section Times	1:10.33 [1] (0:13.47)	0:56.86 [2] (0:10.87)	0:45.99 [2] (0:11.01)	0:34.98 [1] (0:11.28)	0:23.70 [2] (0:11.41)	0:12.29 [2] (0:12.29)							
Average Speed [km/h]	53.7	66.7	65.6	64.3	63.8	58.3							
Top Speed [km/h]	65.3	67.5	66.4	64.8	64.4	62.2							
Avg. Dist. to Rail [m]	3.4	1.4	1.4	1.7	2.8	4.0							
Avg. Stride Freq. [Hz]	2.4	2.5	2.4	2.5	2.5	2.4							
Avg. Stride Length [m]	5.5	7.2	6.7	6.8	6.7	6.6							





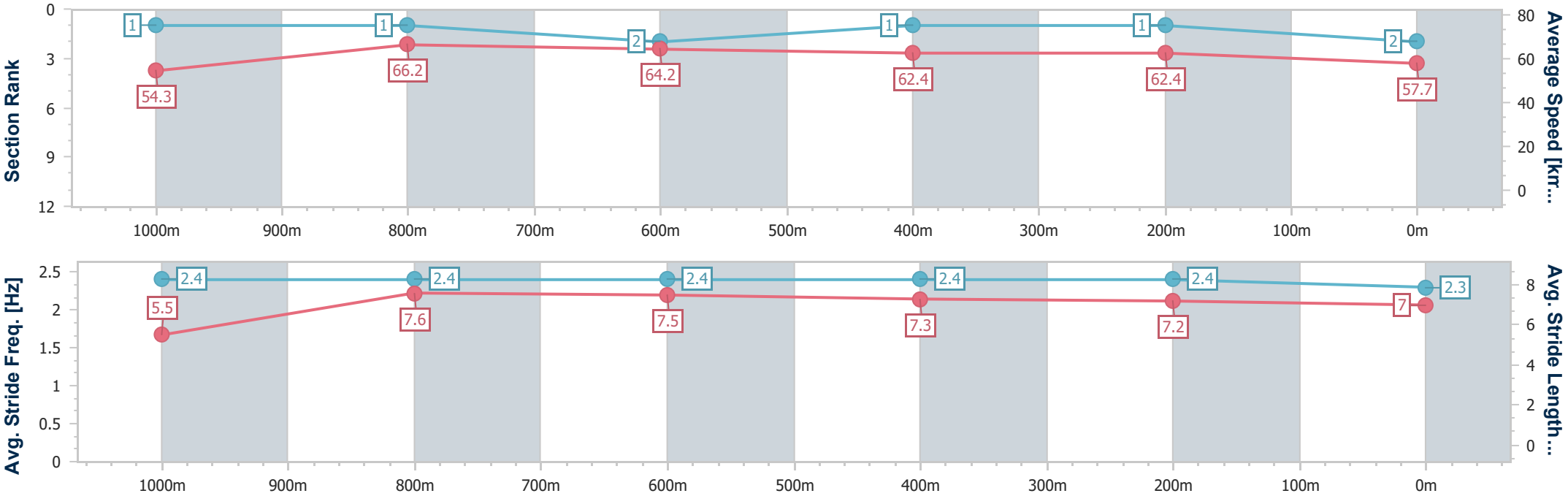
Horse/Jockey Name	Greylist
Final Rank	2
Fastest Section Time (Section)	0:10.90 (1000m)
Top Speed [km/h] (Section)	67.7 (Overall)
Race State	Finished



Mackay QLD Professional
Race 6: Jetson Salvage & Scrap Metal 0 - 55 Handicap - 1200m
18 March 2025 - 16:15
Track Rating: Heavy 8, Weather: Showers, Rail Position: True



Section	Overall	1000m	800m	600m	400m	200m								
Section Times	1:10.46 [2] (0:13.33)	0:57.13 [1] (0:10.90)	0:46.23 [1] (0:11.17)	0:35.06 [2] (0:11.15)	0:23.91 [1] (0:11.45)	0:12.46 [1] (0:12.46)								
Average Speed [km/h]	54.3	66.2	64.2	62.4	62.4	57.7								
Top Speed [km/h]	67.7	67.7	65.7	63.5	63.4	61.5								
Avg. Dist. to Rail [m]	4.7	0.6	0.8	4.1	1.4	1.0								
Avg. Stride Freq. [Hz]	2.4	2.4	2.4	2.4	2.4	2.3								
Avg. Stride Length [m]	5.5	7.6	7.5	7.3	7.2	7.0								





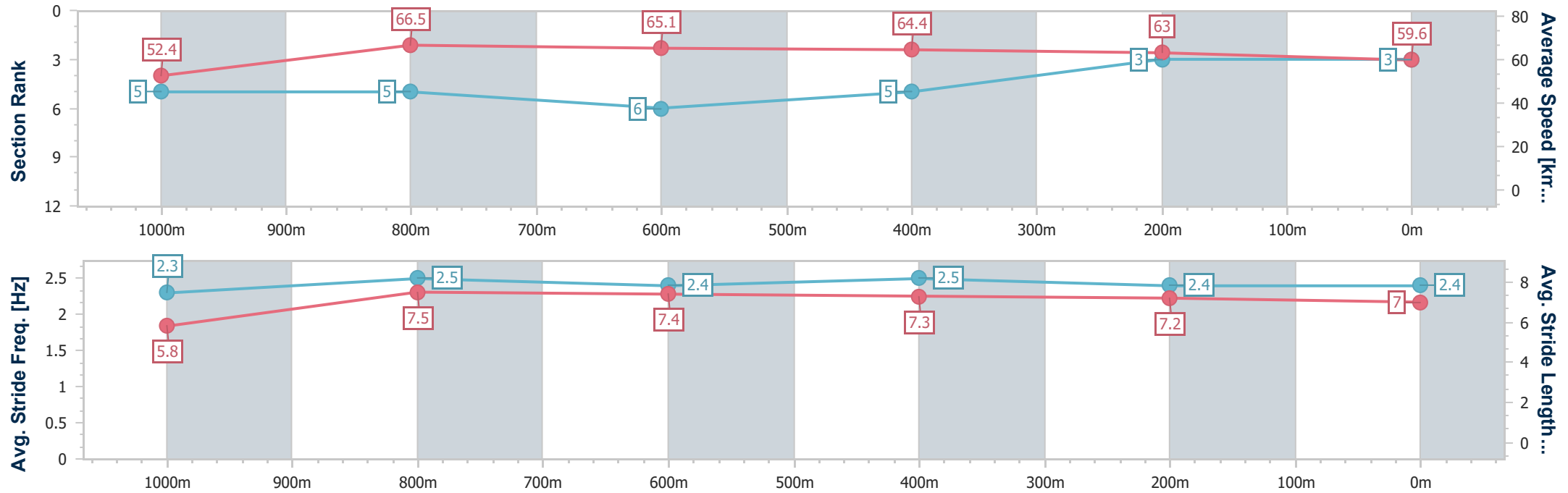
Horse/Jockey Name	Me Time
Final Rank	3
Fastest Section Time (Section)	0:10.93 (1000m)
Top Speed [km/h] (Section)	67.7 (1000m)
Race State	Finished



Mackay QLD Professional
Race 6: Jetson Salvage & Scrap Metal 0 - 55 Handicap - 1200m
18 March 2025 - 16:15
Track Rating: Heavy 8, Weather: Showers, Rail Position: True



Section	Overall	1000m	800m	600m	400m	200m							
Section Times	1:10.56 [3] (0:13.76)	0:56.80 [5] (0:10.93)	0:45.87 [5] (0:11.17)	0:34.70 [6] (0:11.19)	0:23.51 [5] (0:11.42)	0:12.09 [3] (0:12.09)							
Average Speed [km/h]	52.4	66.5	65.1	64.4	63.0	59.6							
Top Speed [km/h]	65.3	67.7	65.9	65.3	64.1	63.4							
Avg. Dist. to Rail [m]	4.0	3.0	3.1	0.3	2.3	3.9							
Avg. Stride Freq. [Hz]	2.3	2.5	2.4	2.5	2.4	2.4							
Avg. Stride Length [m]	5.8	7.5	7.4	7.3	7.2	7.0							



[] Ranking at each section and finish
-.-.- No data available at this section
NA No data available



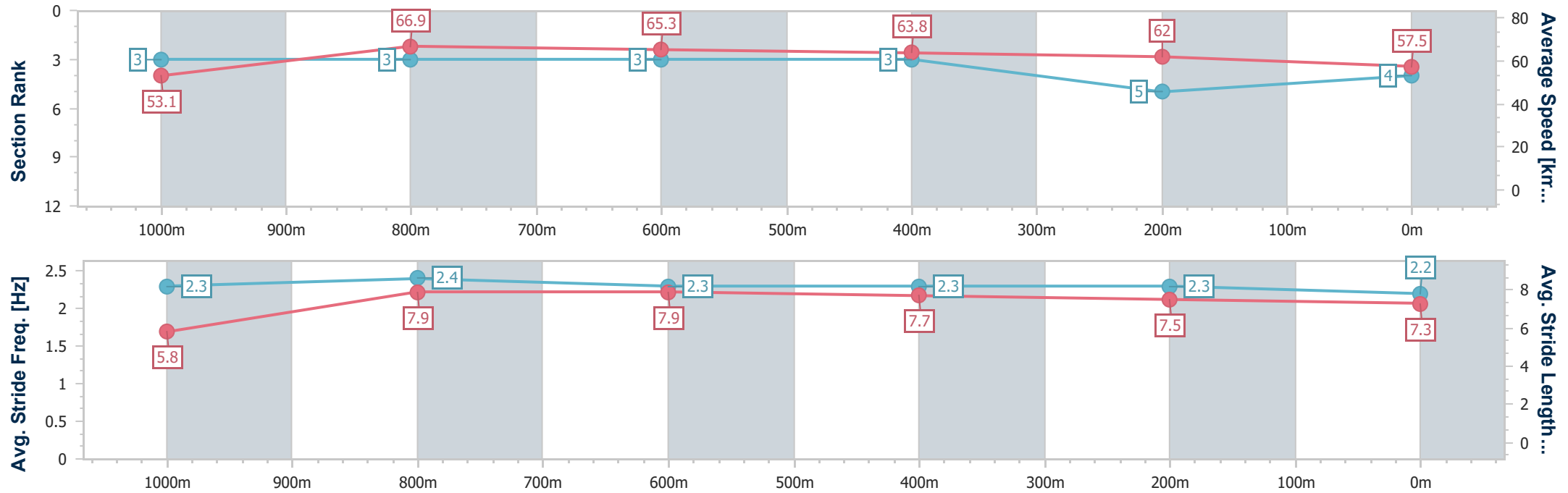
Horse/Jockey Name	Koitaki Sunday
Final Rank	4
Fastest Section Time (Section)	0:10.84 (1000m)
Top Speed [km/h] (Section)	68.4 (1000m)
Race State	Finished



Mackay QLD Professional
Race 6: Jetson Salvage & Scrap Metal 0 - 55 Handicap - 1200m
18 March 2025 - 16:15
Track Rating: Heavy 8, Weather: Showers, Rail Position: True



Section	Overall	1000m	800m	600m	400m	200m							
Section Times	1:11.13 [4] (0:13.65)	0:57.48 [3] (0:10.84)	0:46.64 [3] (0:11.12)	0:35.52 [3] (0:11.33)	0:24.19 [3] (0:11.68)	0:12.51 [5] (0:12.51)							
Average Speed [km/h]	53.1	66.9	65.3	63.8	62.0	57.5							
Top Speed [km/h]	68.0	68.4	66.5	64.8	62.7	60.6							
Avg. Dist. to Rail [m]	6.1	2.9	2.1	0.6	3.3	3.9							
Avg. Stride Freq. [Hz]	2.3	2.4	2.3	2.3	2.3	2.2							
Avg. Stride Length [m]	5.8	7.9	7.9	7.7	7.5	7.3							





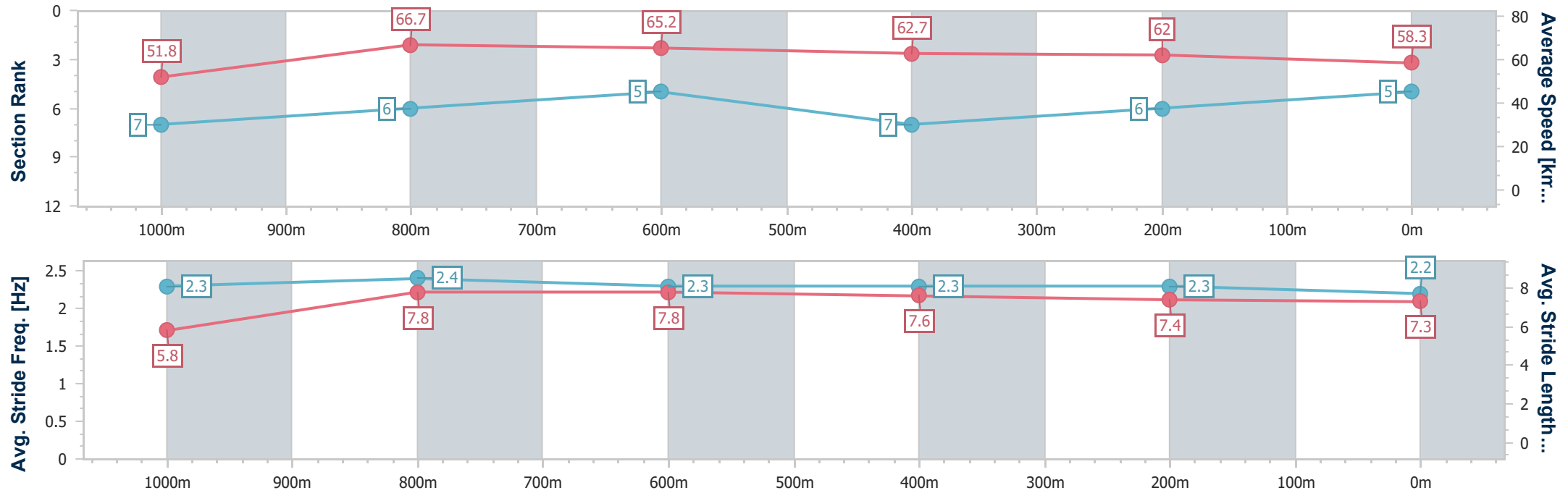
Horse/Jockey Name	Diamond Money
Final Rank	5
Fastest Section Time (Section)	0:10.81 (1000m)
Top Speed [km/h] (Section)	67.8 (1000m)
Race State	Finished



Mackay QLD Professional
Race 6: Jetson Salvage & Scrap Metal 0 - 55 Handicap - 1200m
18 March 2025 - 16:15
Track Rating: Heavy 8, Weather: Showers, Rail Position: True



Section	Overall	1000m	800m	600m	400m	200m							
Section Times	1:11.23 [5] (0:13.91)	0:57.32 [7] (0:10.81)	0:46.51 [6] (0:11.05)	0:35.46 [5] (0:11.49)	0:23.97 [7] (0:11.59)	0:12.38 [6] (0:12.38)							
Average Speed [km/h]	51.8	66.7	65.2	62.7	62.0	58.3							
Top Speed [km/h]	66.0	67.8	65.7	63.9	62.8	61.3							
Avg. Dist. to Rail [m]	2.3	0.3	0.3	0.8	2.4	2.5							
Avg. Stride Freq. [Hz]	2.3	2.4	2.3	2.3	2.3	2.2							
Avg. Stride Length [m]	5.8	7.8	7.8	7.6	7.4	7.3							





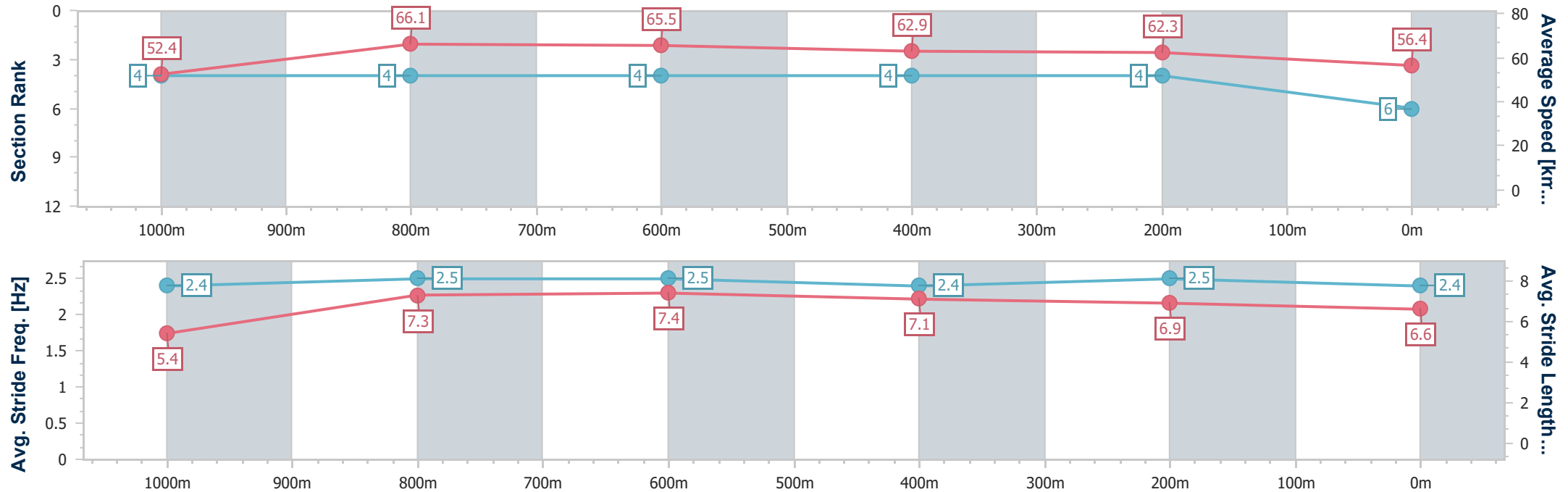
Horse/Jockey Name	Holy Crown
Final Rank	6
Fastest Section Time (Section)	0:10.92 (1000m)
Top Speed [km/h] (Section)	66.7 (1000m)
Race State	Finished



Mackay QLD Professional
Race 6: Jetson Salvage & Scrap Metal 0 - 55 Handicap - 1200m
18 March 2025 - 16:15
Track Rating: Heavy 8, Weather: Showers, Rail Position: True



Section	Overall	1000m	800m	600m	400m	200m							
Section Times	1:11.30 [6] (0:13.73)	0:57.57 [4] (0:10.92)	0:46.65 [4] (0:10.98)	0:35.67 [4] (0:11.33)	0:24.34 [4] (0:11.59)	0:12.75 [4] (0:12.75)							
Average Speed [km/h]	52.4	66.1	65.5	62.9	62.3	56.4							
Top Speed [km/h]	64.5	66.7	66.3	64.4	66.5	60.3							
Avg. Dist. to Rail [m]	1.5	0.3	0.6	0.8	1.1	0.8							
Avg. Stride Freq. [Hz]	2.4	2.5	2.5	2.4	2.5	2.4							
Avg. Stride Length [m]	5.4	7.3	7.4	7.1	6.9	6.6							





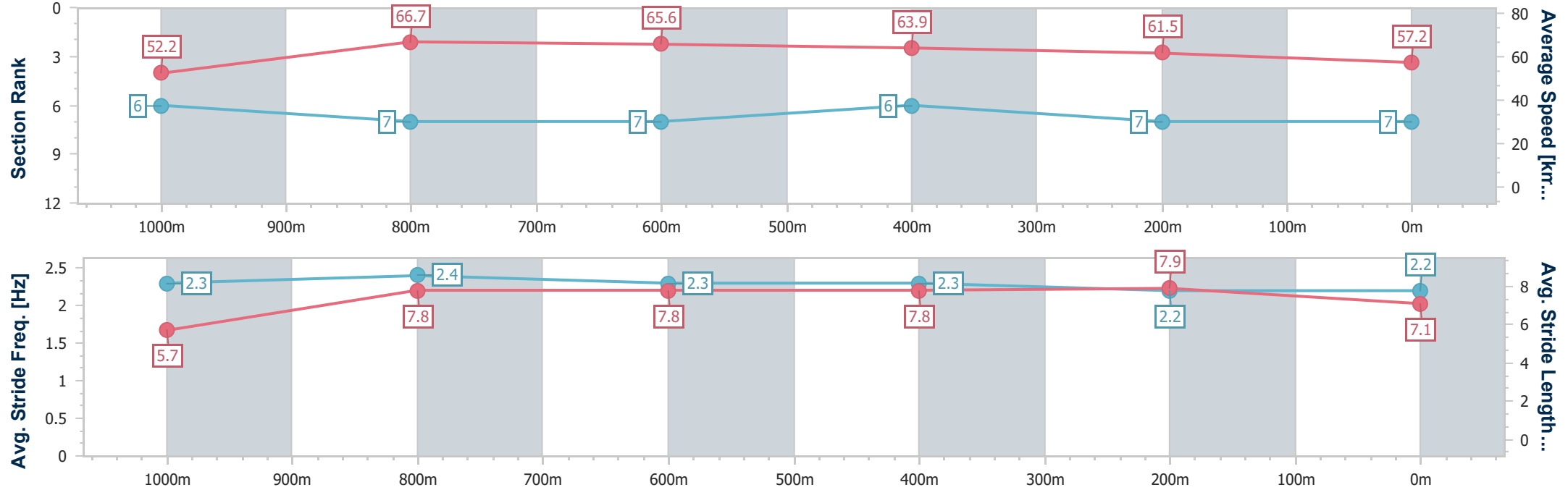
Horse/Jockey Name	Shy Rebel
Final Rank	7
Fastest Section Time (Section)	0:10.89 (1000m)
Top Speed [km/h] (Section)	67.9 (1000m)
Race State	Finished



Mackay QLD Professional
Race 6: Jetson Salvage & Scrap Metal 0 - 55 Handicap - 1200m
18 March 2025 - 16:15
Track Rating: Heavy 8, Weather: Showers, Rail Position: True



Section	Overall	1000m	800m	600m	400m	200m							
Section Times	1:11.61 [7] (0:13.89)	0:57.72 [6] (0:10.89)	0:46.83 [7] (0:11.11)	0:35.72 [7] (0:11.36)	0:24.36 [6] (0:11.74)	0:12.62 [7] (0:12.62)							
Average Speed [km/h]	52.2	66.7	65.6	63.9	61.5	57.2							
Top Speed [km/h]	66.5	67.9	66.4	64.7	63.5	59.8							
Avg. Dist. to Rail [m]	7.4	3.6	3.0	1.3	4.0	4.9							
Avg. Stride Freq. [Hz]	2.3	2.4	2.3	2.3	2.2	2.2							
Avg. Stride Length [m]	5.7	7.8	7.8	7.8	7.9	7.1							





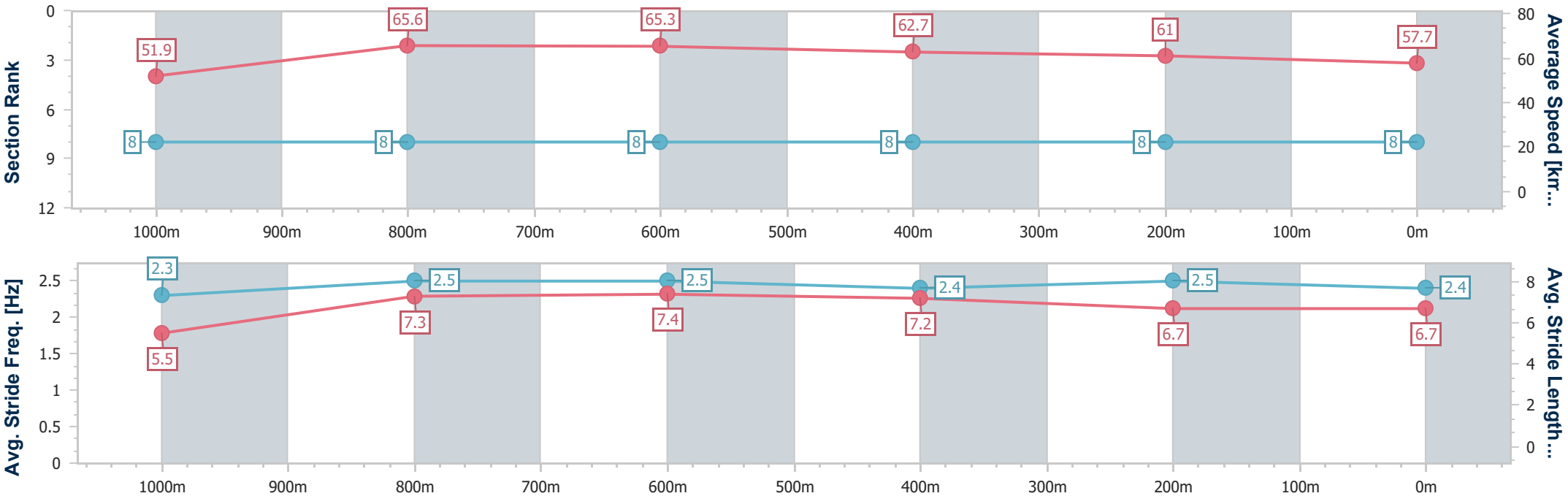
Horse/Jockey Name	Tsunami Force
Final Rank	8
Fastest Section Time (Section)	0:11.05 (800m)
Top Speed [km/h] (Section)	67.2 (1000m)
Race State	Finished



Mackay QLD Professional
Race 6: Jetson Salvage & Scrap Metal 0 - 55 Handicap - 1200m
18 March 2025 - 16:15
Track Rating: Heavy 8, Weather: Showers, Rail Position: True



Section	Overall	1000m	800m	600m	400m	200m							
Section Times	1:11.68 [8] (0:13.98)	0:57.70 [8] (0:11.08)	0:46.62 [8] (0:11.05)	0:35.57 [8] (0:11.32)	0:24.25 [8] (0:11.76)	0:12.49 [8] (0:12.49)							
Average Speed [km/h]	51.9	65.6	65.3	62.7	61.0	57.7							
Top Speed [km/h]	66.6	67.2	67.1	64.5	63.5	60.9							
Avg. Dist. to Rail [m]	7.0	2.5	1.2	1.6	1.5	2.4							
Avg. Stride Freq. [Hz]	2.3	2.5	2.5	2.4	2.5	2.4							
Avg. Stride Length [m]	5.5	7.3	7.4	7.2	6.7	6.7							





Mackay QLD Professional
Race 7: Racing again Tues 1st April BM60 Handicap - 1200m
18 March 2025 - 16:51



Track Rating: Heavy 8, Weather: Showers, Rail Position: True

Section					Overall		1000m	800m	600m	400m	200m	Last 600m			
Field Times					1:10.28 (0:13.39)		0:56.89 (0:10.84)	0:46.05 (0:10.89)	0:35.16 (0:11.24)	0:23.92 (0:11.58)	0:12.34 (0:12.34)	0:35.16			
Rank	TAB	Horse/Jockey	Barrier	Top Speed [km/h]	Fastest Section									Margin	Distance Travelled [m]
1	6	RUBUNKAR	7	67.5	0:10.84	1:10.28 [1]	0:56.89 [1]	0:46.05 [1]	0:35.16 [1]	0:23.92 [1]	0:12.34 [1]	1:10.28	0:35.16		
		Ashley Butler		Overall	1000m	(0:13.39)	(0:10.84)	(0:10.89)	(0:11.24)	(0:11.58)	(0:12.34)				
2	8	IMAGINE THAT	3	67.3	0:10.86	1:10.38 [2]	0:56.82 [3]	0:45.96 [4]	0:34.82 [5]	0:23.49 [6]	0:12.10 [3]	0.58L	0:34.82	+6	
		Jaimee-Lee Devine		1000m	1000m	(0:13.56)	(0:10.86)	(0:11.14)	(0:11.33)	(0:11.39)	(0:12.10)				
3	3	TORONADO ROUGE	2	67.7	0:10.86	1:10.59 [3]	0:57.14 [2]	0:46.28 [2]	0:35.39 [2]	0:24.10 [2]	0:12.43 [2]	1.81L	0:35.39	+2	
		McKenzie Apel		1000m	1000m	(0:13.45)	(0:10.86)	(0:10.89)	(0:11.29)	(0:11.67)	(0:12.43)				
4	4	YUBETIDO	8	67.7	0:10.76	1:10.95 [4]	0:56.88 [9]	0:46.12 [8]	0:35.35 [7]	0:24.03 [7]	0:12.42 [7]	3.92L	0:35.35	+0	
		Paul Hamblin		800m	1000m	(0:14.07)	(0:10.76)	(0:10.77)	(0:11.32)	(0:11.61)	(0:12.42)				
5	10	FLYING MAPLE	1	68.1	0:10.83	1:11.07 [5]	0:57.33 [5]	0:46.50 [5]	0:35.66 [4]	0:24.33 [4]	0:12.65 [5]	4.68L	0:35.66	+2	
		Adam Sewell		1000m	1000m	(0:13.74)	(0:10.83)	(0:10.84)	(0:11.33)	(0:11.68)	(0:12.65)				
6	7	AIDENABET	6	69.4	0:10.69	1:11.25 [6]	0:57.55 [4]	0:46.86 [3]	0:35.96 [3]	0:24.71 [3]	0:12.95 [4]	5.71L	0:35.96	+8	
		Tahlia Fenlon		1000m	1000m	(0:13.70)	(0:10.69)	(0:10.90)	(0:11.25)	(0:11.76)	(0:12.95)				
7	9	NIC ME SOME	9	68.4	0:10.85	1:11.49 [7]	0:57.51 [8]	0:46.53 [9]	0:35.68 [9]	0:24.33 [8]	0:12.66 [8]	7.14L	0:35.68	+6	
		Nathan Thomas		800m	800m	(0:13.98)	(0:10.98)	(0:10.85)	(0:11.35)	(0:11.67)	(0:12.66)				
8	2	INVICTUS LAD	4	68.3	0:10.79	1:11.51 [8]	0:57.65 [6]	0:46.86 [6]	0:35.95 [6]	0:24.69 [5]	0:12.99 [6]	7.22L	0:35.95	+7	
		Warwick Satherley		1000m	1000m	(0:13.86)	(0:10.79)	(0:10.91)	(0:11.26)	(0:11.70)	(0:12.99)				
9	1	ANDY	5	67.7	0:10.85	1:11.89 [9]	0:57.96 [7]	0:47.11 [7]	0:36.09 [8]	0:24.72 [9]	0:12.82 [9]	9.48L	0:36.09	+7	
		Sean Cormack		1000m	1000m	(0:13.93)	(0:10.85)	(0:11.02)	(0:11.37)	(0:11.90)	(0:12.82)				

Scratched: Cavente (#5)



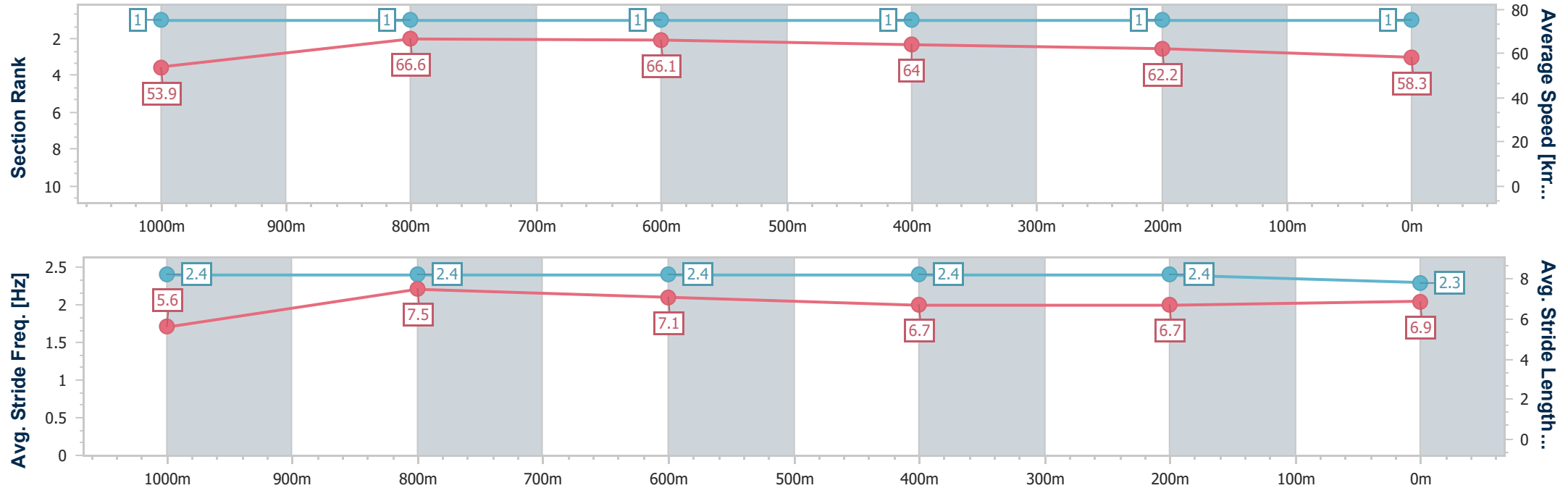
Horse/Jockey Name	Rubunkar
Final Rank	1
Fastest Section Time (Section)	0:10.84 (1000m)
Top Speed [km/h] (Section)	67.5 (Overall)
Race State	Finished



Mackay QLD Professional
Race 7: Racing again Tues 1st April BM60 Handicap - 1200m
18 March 2025 - 16:51
Track Rating: Heavy 8, Weather: Showers, Rail Position: True



Section	Overall	1000m	800m	600m	400m	200m							
Section Times	1:10.28 [1] (0:13.39)	0:56.89 [1] (0:10.84)	0:46.05 [1] (0:10.89)	0:35.16 [1] (0:11.24)	0:23.92 [1] (0:11.58)	0:12.34 [1] (0:12.34)							
Average Speed [km/h]	53.9	66.6	66.1	64.0	62.2	58.3							
Top Speed [km/h]	67.5	67.1	67.0	64.6	63.4	61.3							
Avg. Dist. to Rail [m]	5.6	0.3	0.4	0.6	1.7	2.1							
Avg. Stride Freq. [Hz]	2.4	2.4	2.4	2.4	2.4	2.3							
Avg. Stride Length [m]	5.6	7.5	7.1	6.7	6.7	6.9							



[] Ranking at each section and finish
-.-.- No data available at this section
NA No data available



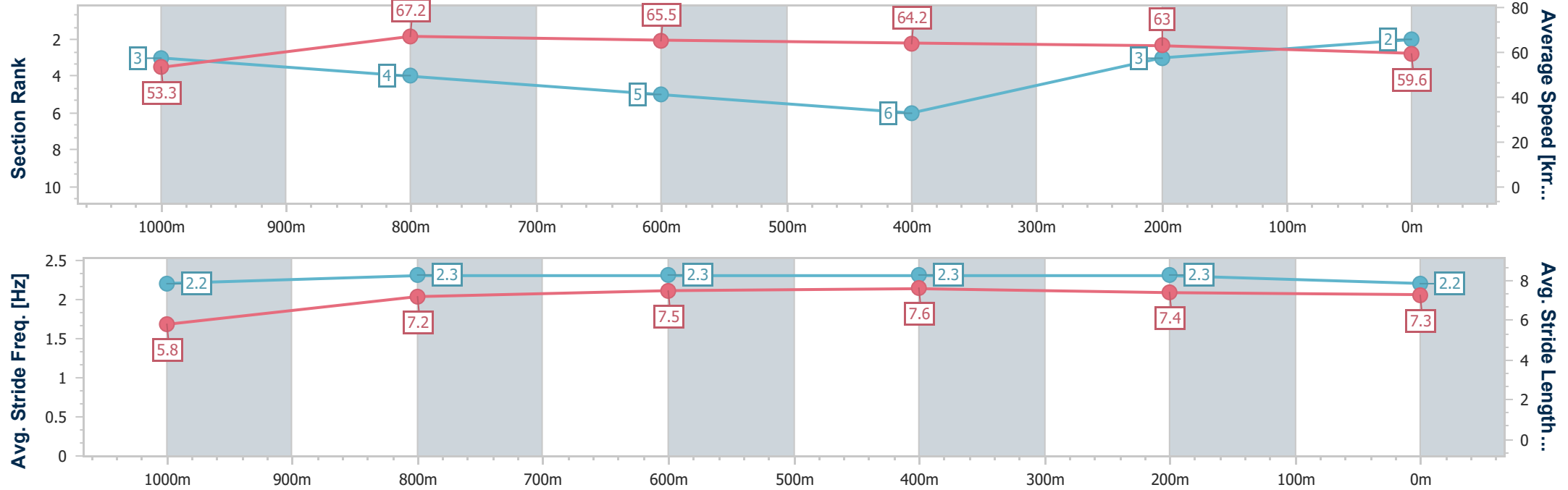
Horse/Jockey Name	Imagine That
Final Rank	2
Fastest Section Time (Section)	0:10.86 (1000m)
Top Speed [km/h] (Section)	67.3 (1000m)
Race State	Finished



Mackay QLD Professional
Race 7: Racing again Tues 1st April BM60 Handicap - 1200m
18 March 2025 - 16:51
Track Rating: Heavy 8, Weather: Showers, Rail Position: True



Section	Overall	1000m	800m	600m	400m	200m							
Section Times	1:10.38 [2] (0:13.56)	0:56.82 [3] (0:10.86)	0:45.96 [4] (0:11.14)	0:34.82 [5] (0:11.33)	0:23.49 [6] (0:11.39)	0:12.10 [3] (0:12.10)							
Average Speed [km/h]	53.3	67.2	65.5	64.2	63.0	59.6							
Top Speed [km/h]	66.3	67.3	66.7	64.4	63.6	62.7							
Avg. Dist. to Rail [m]	4.1	2.9	4.7	1.7	1.0	0.9							
Avg. Stride Freq. [Hz]	2.2	2.3	2.3	2.3	2.3	2.2							
Avg. Stride Length [m]	5.8	7.2	7.5	7.6	7.4	7.3							





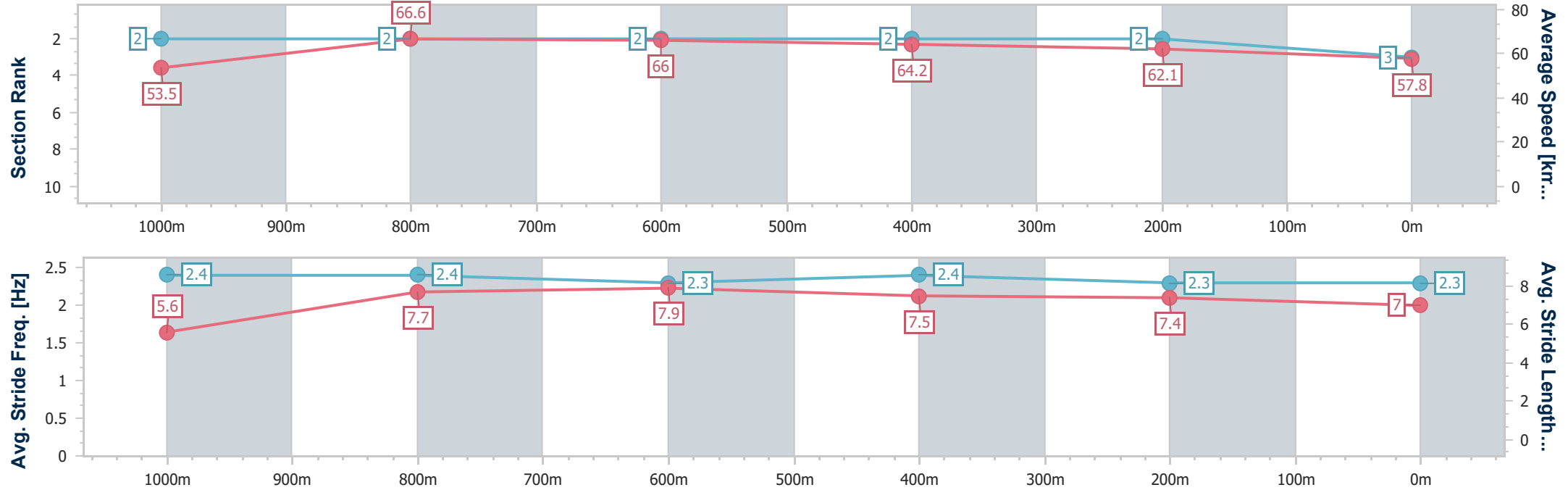
Horse/Jockey Name	Toronado Rouge
Final Rank	3
Fastest Section Time (Section)	0:10.86 (1000m)
Top Speed [km/h] (Section)	67.7 (1000m)
Race State	Finished



Mackay QLD Professional
Race 7: Racing again Tues 1st April BM60 Handicap - 1200m
18 March 2025 - 16:51
Track Rating: Heavy 8, Weather: Showers, Rail Position: True



Section	Overall	1000m	800m	600m	400m	200m							
Section Times	1:10.59 [3] (0:13.45)	0:57.14 [2] (0:10.86)	0:46.28 [2] (0:10.89)	0:35.39 [2] (0:11.29)	0:24.10 [2] (0:11.67)	0:12.43 [2] (0:12.43)							
Average Speed [km/h]	53.5	66.6	66.0	64.2	62.1	57.8							
Top Speed [km/h]	66.2	67.7	67.0	65.9	63.4	61.1							
Avg. Dist. to Rail [m]	2.0	0.5	0.5	1.2	3.1	4.5							
Avg. Stride Freq. [Hz]	2.4	2.4	2.3	2.4	2.3	2.3							
Avg. Stride Length [m]	5.6	7.7	7.9	7.5	7.4	7.0							





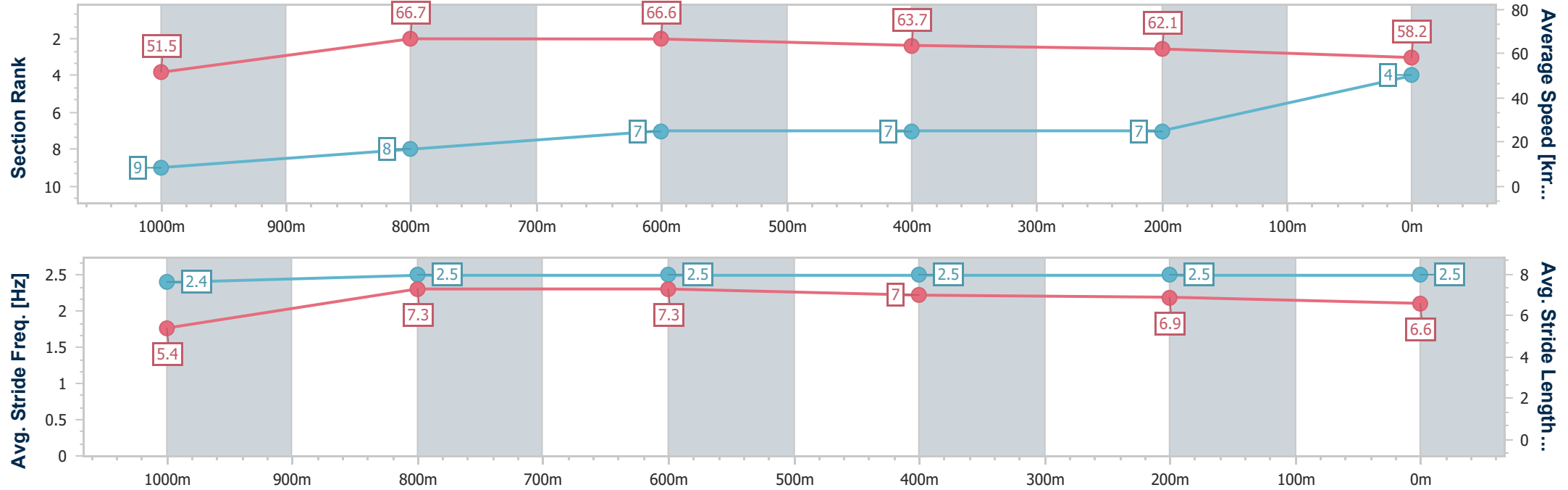
Horse/Jockey Name	Yubetido
Final Rank	4
Fastest Section Time (Section)	0:10.76 (1000m)
Top Speed [km/h] (Section)	67.7 (800m)
Race State	Finished



Mackay QLD Professional
Race 7: Racing again Tues 1st April BM60 Handicap - 1200m
18 March 2025 - 16:51
Track Rating: Heavy 8, Weather: Showers, Rail Position: True



Section	Overall	1000m	800m	600m	400m	200m							
Section Times	1:10.95 [4] (0:14.07)	0:56.88 [9] (0:10.76)	0:46.12 [8] (0:10.77)	0:35.35 [7] (0:11.32)	0:24.03 [7] (0:11.61)	0:12.42 [7] (0:12.42)							
Average Speed [km/h]	51.5	66.7	66.6	63.7	62.1	58.2							
Top Speed [km/h]	65.8	67.2	67.7	65.0	63.2	59.7							
Avg. Dist. to Rail [m]	4.4	0.5	0.5	0.4	2.2	1.5							
Avg. Stride Freq. [Hz]	2.4	2.5	2.5	2.5	2.5	2.5							
Avg. Stride Length [m]	5.4	7.3	7.3	7.0	6.9	6.6							



[] Ranking at each section and finish
- - - - - No data available at this section
NA No data available



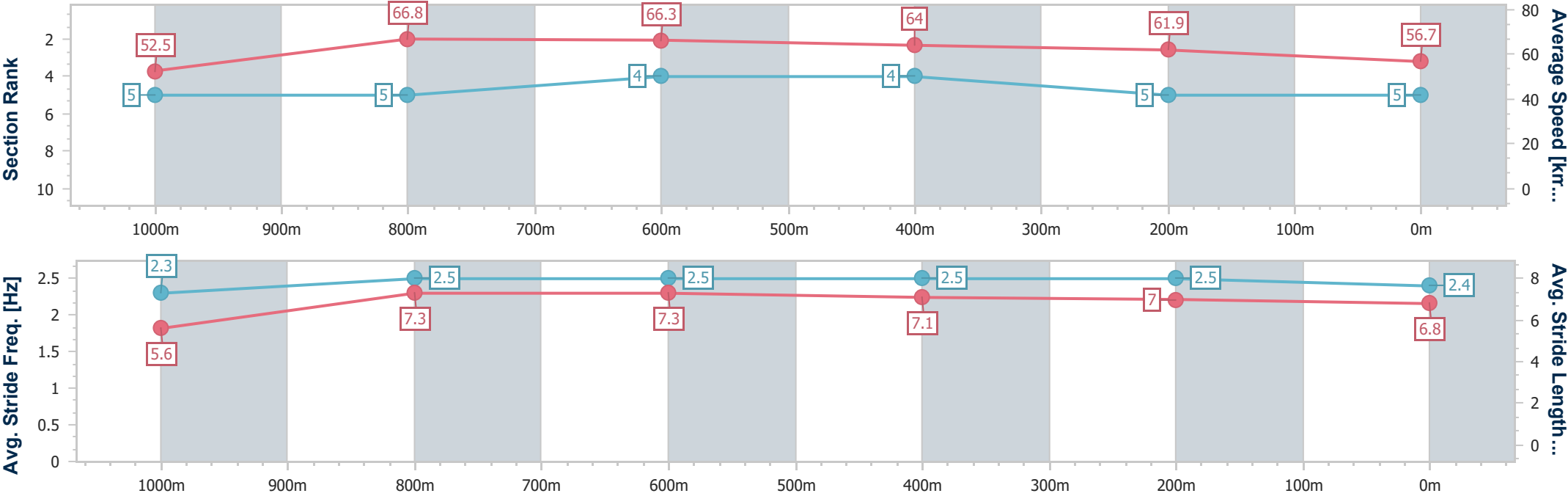
Horse/Jockey Name	Flying Maple
Final Rank	5
Fastest Section Time (Section)	0:10.83 (1000m)
Top Speed [km/h] (Section)	68.1 (1000m)
Race State	Finished



Mackay QLD Professional
Race 7: Racing again Tues 1st April BM60 Handicap - 1200m
18 March 2025 - 16:51
Track Rating: Heavy 8, Weather: Showers, Rail Position: True



Section	Overall	1000m	800m	600m	400m	200m							
Section Times	1:11.07 [5] (0:13.74)	0:57.33 [5] (0:10.83)	0:46.50 [5] (0:10.84)	0:35.66 [4] (0:11.33)	0:24.33 [4] (0:11.68)	0:12.65 [5] (0:12.65)							
Average Speed [km/h]	52.5	66.8	66.3	64.0	61.9	56.7							
Top Speed [km/h]	65.7	68.1	68.0	64.5	63.1	60.4							
Avg. Dist. to Rail [m]	2.0	1.2	0.5	0.7	1.8	2.5							
Avg. Stride Freq. [Hz]	2.3	2.5	2.5	2.5	2.5	2.4							
Avg. Stride Length [m]	5.6	7.3	7.3	7.1	7.0	6.8							





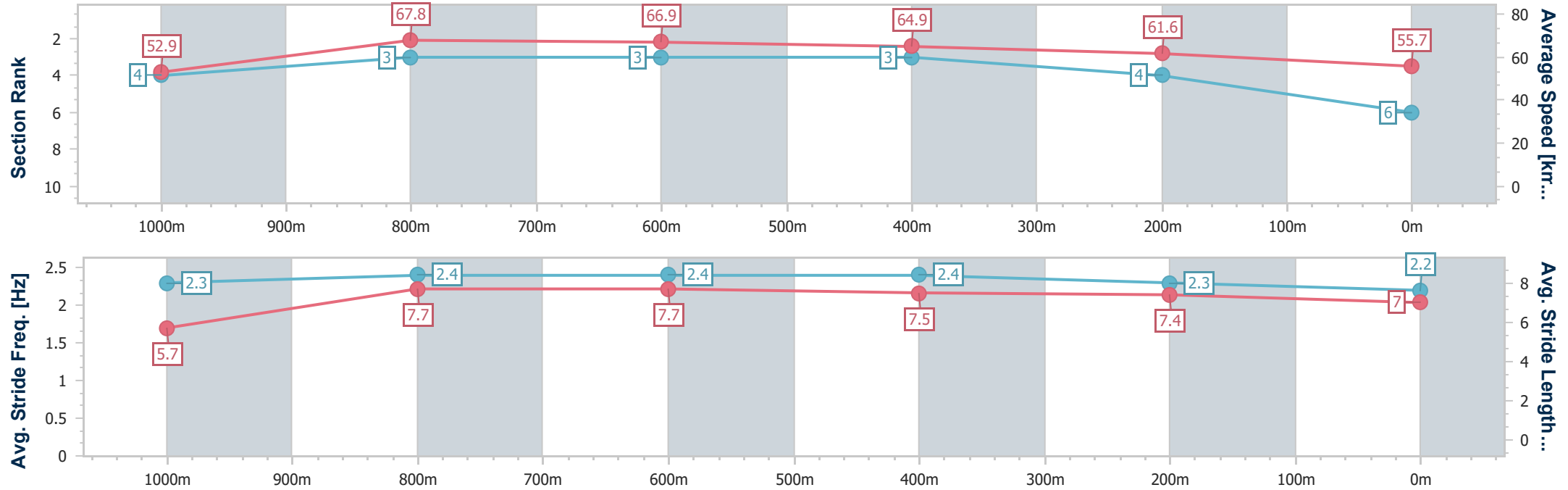
Horse/Jockey Name	Aidenabet
Final Rank	6
Fastest Section Time (Section)	0:10.69 (1000m)
Top Speed [km/h] (Section)	69.4 (1000m)
Race State	Finished



Mackay QLD Professional
Race 7: Racing again Tues 1st April BM60 Handicap - 1200m
18 March 2025 - 16:51
Track Rating: Heavy 8, Weather: Showers, Rail Position: True



Section	Overall	1000m	800m	600m	400m	200m							
Section Times	1:11.25 [6] (0:13.70)	0:57.55 [4] (0:10.69)	0:46.86 [3] (0:10.90)	0:35.96 [3] (0:11.25)	0:24.71 [3] (0:11.76)	0:12.95 [4] (0:12.95)							
Average Speed [km/h]	52.9	67.8	66.9	64.9	61.6	55.7							
Top Speed [km/h]	66.6	69.4	68.1	66.6	63.9	59.4							
Avg. Dist. to Rail [m]	6.2	3.1	3.3	2.1	4.5	5.9							
Avg. Stride Freq. [Hz]	2.3	2.4	2.4	2.4	2.3	2.2							
Avg. Stride Length [m]	5.7	7.7	7.7	7.5	7.4	7.0							





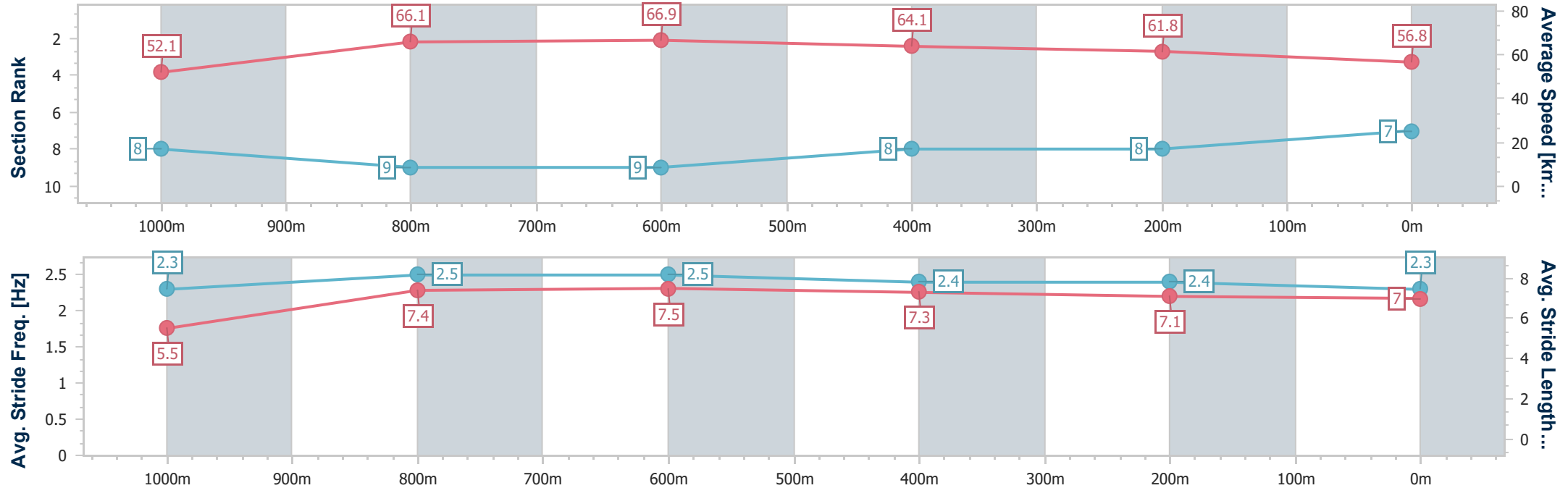
Horse/Jockey Name	Nic Me Some
Final Rank	7
Fastest Section Time (Section)	0:10.85 (800m)
Top Speed [km/h] (Section)	68.4 (800m)
Race State	Finished



Mackay QLD Professional
Race 7: Racing again Tues 1st April BM60 Handicap - 1200m
18 March 2025 - 16:51
Track Rating: Heavy 8, Weather: Showers, Rail Position: True



Section	Overall	1000m	800m	600m	400m	200m							
Section Times	1:11.49 [7] (0:13.98)	0:57.51 [8] (0:10.98)	0:46.53 [9] (0:10.85)	0:35.68 [9] (0:11.35)	0:24.33 [8] (0:11.67)	0:12.66 [8] (0:12.66)							
Average Speed [km/h]	52.1	66.1	66.9	64.1	61.8	56.8							
Top Speed [km/h]	66.5	68.1	68.4	65.7	62.8	61.2							
Avg. Dist. to Rail [m]	7.2	3.0	2.4	1.0	2.6	4.1							
Avg. Stride Freq. [Hz]	2.3	2.5	2.5	2.4	2.4	2.3							
Avg. Stride Length [m]	5.5	7.4	7.5	7.3	7.1	7.0							



[] Ranking at each section and finish
-.-.- No data available at this section
NA No data available



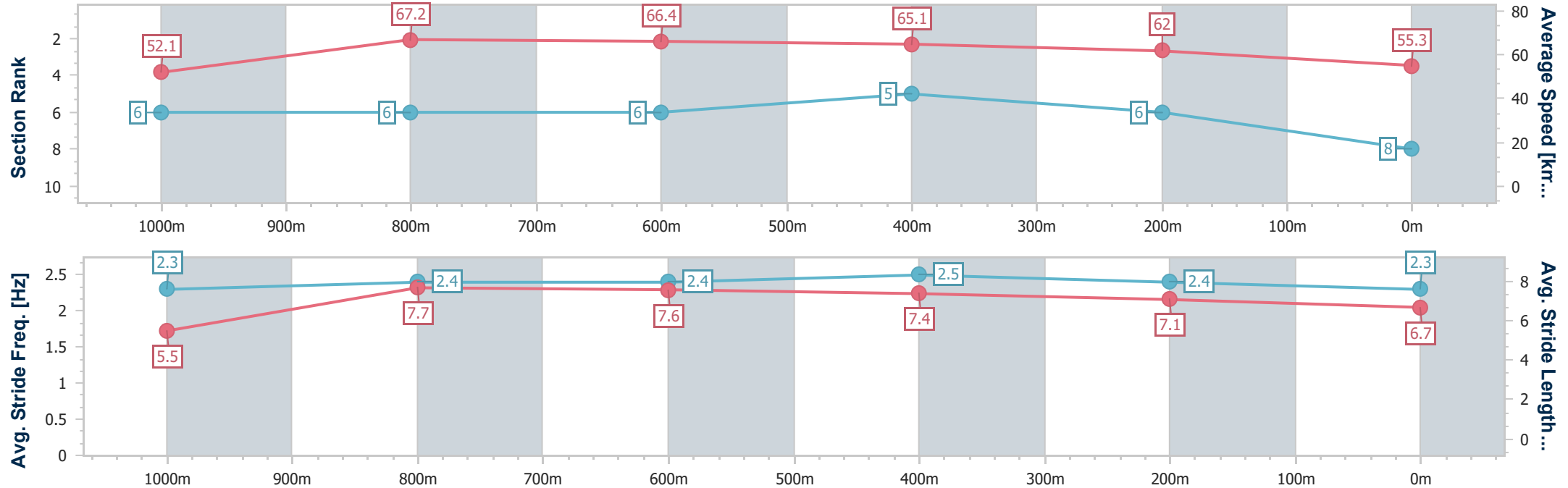
Horse/Jockey Name	Invictus Lad
Final Rank	8
Fastest Section Time (Section)	0:10.79 (1000m)
Top Speed [km/h] (Section)	68.3 (1000m)
Race State	Finished



Mackay QLD Professional
Race 7: Racing again Tues 1st April BM60 Handicap - 1200m
18 March 2025 - 16:51
Track Rating: Heavy 8, Weather: Showers, Rail Position: True



Section	Overall	1000m	800m	600m	400m	200m							
Section Times	1:11.51 [8] (0:13.86)	0:57.65 [6] (0:10.79)	0:46.86 [6] (0:10.91)	0:35.95 [6] (0:11.26)	0:24.69 [5] (0:11.70)	0:12.99 [6] (0:12.99)							
Average Speed [km/h]	52.1	67.2	66.4	65.1	62.0	55.3							
Top Speed [km/h]	65.4	68.3	68.3	65.5	64.3	59.5							
Avg. Dist. to Rail [m]	4.1	2.4	2.6	2.1	4.3	6.1							
Avg. Stride Freq. [Hz]	2.3	2.4	2.4	2.5	2.4	2.3							
Avg. Stride Length [m]	5.5	7.7	7.6	7.4	7.1	6.7							





Horse/Jockey Name	Andy
Final Rank	9
Fastest Section Time (Section)	0:10.85 (1000m)
Top Speed [km/h] (Section)	67.7 (1000m)
Race State	Finished



Mackay QLD Professional
Race 7: Racing again Tues 1st April BM60 Handicap - 1200m
18 March 2025 - 16:51
Track Rating: Heavy 8, Weather: Showers, Rail Position: True



Section	Overall	1000m	800m	600m	400m	200m							
Section Times	1:11.89 [9] (0:13.93)	0:57.96 [7] (0:10.85)	0:47.11 [7] (0:11.02)	0:36.09 [8] (0:11.37)	0:24.72 [9] (0:11.90)	0:12.82 [9] (0:12.82)							
Average Speed [km/h]	52.0	67.1	65.6	64.2	61.0	56.2							
Top Speed [km/h]	66.1	67.7	66.9	65.1	62.3	59.8							
Avg. Dist. to Rail [m]	4.9	2.5	2.2	1.8	3.7	5.8							
Avg. Stride Freq. [Hz]	2.3	2.5	2.4	2.4	2.3	2.2							
Avg. Stride Length [m]	5.6	7.6	7.5	7.6	7.3	7.0							

