



Doomben QLD Professional
Race 1: XXXX SIDELINE BEER GARDEN 3 MAY QTIS Three-Year-Old
Maiden Handicap - 1640m
19 March 2025 - 13:04



Track Rating: Good 4, Weather: Fine, Rail Position: +6m Entire

Section						Overall	1400m	1200m	1000m	800m	600m	400m	Last 600m	
Field Times						1:40.14 (0:14.52)	1:25.62 (0:11.84)	1:13.78 (0:12.26)	1:01.52 (0:11.92)	0:49.60 (0:13.01)	0:36.59 (0:12.86)	0:23.73 (0:11.73)	0:36.59	
Rank	TAB	Horse/Jockey	Barrier	Top Speed [km/h]	Fastest Section									Distance Travelled [m]
1	1	EXPLOSIVE POWER	1	64.4	0:11.52	1:40.14 [1]	1:25.16 [4]	1:13.33 [4]	1:01.24 [5]	0:49.23 [4]	0:36.33 [4]	0:23.44 [5]	0:36.33	
		Brandon Lerena		400m	400m	(0:14.98)	(0:11.83)	(0:12.09)	(0:12.01)	(0:12.90)	(0:12.89)	(0:11.52)		
2	11	KOBABILITY	2	65.3	0:11.51	1:40.37 [2]	1:25.08 [8]	1:13.21 [6]	1:00.89 [7]	0:48.92 [7]	0:36.06 [8]	0:23.35 [8]	0:36.06	+3
		Robbie Dolan		Overall	400m	(0:15.29)	(0:11.87)	(0:12.32)	(0:11.97)	(0:12.86)	(0:12.71)	(0:11.51)		
3	10	PARISIENNE PIPER	6	65.6	0:11.73	1:40.41 [3]	1:25.89 [1]	1:14.05 [1]	1:01.79 [1]	0:49.87 [1]	0:36.81 [2]	0:24.00 [1]	0:36.81	+4
		Georgina Cartwright		1400m	400m	(0:14.52)	(0:11.84)	(0:12.26)	(0:11.92)	(0:13.06)	(0:12.81)	(0:11.73)		
4	12	ROTHELLY	9	65.3	0:11.63	1:40.51 [4]	1:25.41 [5]	1:13.71 [3]	1:01.82 [2]	0:49.75 [3]	0:36.79 [3]	0:23.88 [3]	0:36.79	+10
		Jake Bayliss		1400m	400m	(0:15.10)	(0:11.70)	(0:11.89)	(0:12.07)	(0:12.96)	(0:12.91)	(0:11.63)		
5	13	CALL SIGN	7	65.1	0:11.63	1:40.52 [5]	1:25.31 [7]	1:13.35 [7]	1:01.72 [3]	0:49.96 [2]	0:36.97 [1]	0:24.05 [2]	0:36.97	+6
		Rikki Jamieson		Overall	1200m	(0:15.21)	(0:11.96)	(0:11.63)	(0:11.76)	(0:12.99)	(0:12.92)	(0:11.75)		
6	2	DUKEDOM	5	63.4	0:11.80	1:40.64 [6]	1:25.83 [3]	1:13.65 [5]	1:01.34 [6]	0:49.24 [6]	0:36.47 [6]	0:23.89 [6]	0:36.47	+14
		Ryan Maloney		Overall	400m	(0:14.81)	(0:12.18)	(0:12.31)	(0:12.10)	(0:12.77)	(0:12.58)	(0:11.80)		
7	8	CASTELVETRANO	4	63.0	0:11.85	1:40.66 [7]	1:25.54 [6]	1:13.49 [8]	1:01.05 [8]	0:49.00 [8]	0:36.30 [9]	0:23.84 [7]	0:36.30	+5
		Luke Dempsey		400m	400m	(0:15.12)	(0:12.05)	(0:12.44)	(0:12.05)	(0:12.70)	(0:12.46)	(0:11.85)		
8	14	BACCARAT ROUGE	12	65.4	0:11.49	1:40.74 [8]	1:25.24 [11]	1:13.13 [11]	1:00.72 [11]	0:48.59 [11]	0:36.02 [12]	0:23.36 [12]	0:36.02	+6
		Mark Du Plessis		400m	400m	(0:15.50)	(0:12.11)	(0:12.41)	(0:12.13)	(0:12.57)	(0:12.66)	(0:11.49)		
9	7	VOLCANIC PARK	11	65.6	0:11.68	1:40.90 [9]	1:26.31 [2]	1:14.26 [2]	1:02.01 [4]	0:49.92 [5]	0:36.86 [5]	0:24.24 [4]	0:36.86	+12
		Michael Rodd		Overall	400m	(0:14.59)	(0:12.05)	(0:12.25)	(0:12.09)	(0:13.06)	(0:12.62)	(0:11.68)		
10	4	ROYAL GLADIATOR	3	63.3	0:11.91	1:41.42 [10]	1:26.13 [9]	1:14.00 [9]	1:01.64 [9]	0:49.39 [10]	0:37.18 [7]	0:24.38 [9]	0:37.18	+15
		Cejay Graham		1400m	400m	(0:15.29)	(0:12.13)	(0:12.36)	(0:12.25)	(0:12.21)	(0:12.80)	(0:11.91)		

Scratched: Explosive Tycoon (#3), Pear Bellini (#6), Stromboli Delight (#15)



Doomben QLD Professional
Race 1: XXXX SIDELINE BEER GARDEN 3 MAY QTIS Three-Year-Old
Maiden Handicap - 1640m
19 March 2025 - 13:04



Track Rating: Good 4, Weather: Fine, Rail Position: +6m Entire

Section		Overall		1400m	1200m	1000m	800m	600m	400m	Last 600m			
Field Times		1:40.14		1:25.62	1:13.78	1:01.52	0:49.60	0:36.59	0:23.73	0:36.59			
		(0:14.52)		(0:11.84)	(0:12.26)	(0:11.92)	(0:13.01)	(0:12.86)	(0:11.73)				
Rank	TAB Horse/Jockey	Barrier	Top Speed [km/h]	Fastest Section									Distance Travelled [m]
11	5 CHONKY DIVA	8	64.1	0:11.84	1:41.60 [11]	1:26.08 [12]	1:14.06 [10]	1:01.72 [10]	0:49.60 [9]	0:36.99 [10]	0:24.42 [10]	0:36.99	-5
	Tahlia Fenlon		Overall	400m	(0:15.52)	(0:12.02)	(0:12.34)	(0:12.12)	(0:12.61)	(0:12.57)	(0:11.84)		
12	9 MASERATI LADY	10	62.9	0:11.91	1:41.66 [12]	1:26.19 [10]	1:13.92 [12]	1:01.62 [12]	0:49.43 [12]	0:36.99 [11]	0:24.30 [11]	0:36.99	+15
	Angela Jones		1400m	400m	(0:15.47)	(0:12.27)	(0:12.30)	(0:12.19)	(0:12.44)	(0:12.69)	(0:11.91)		

Scratched: Explosive Tycoon (#3), Pear Bellini (#6), Stromboli Delight (#15)



Doomben QLD Professional
Race 1: XXXX SIDELINE BEER GARDEN 3 MAY QTIS Three-Year-Old
Maiden Handicap - 1640m
19 March 2025 - 13:04



Track Rating: Good 4, Weather: Fine, Rail Position: +6m Entire

Section		Field Times		200m		Last 600m			
				0:12.00		0:36.59			
				(0:12.00)					
Rank	TAB	Horse/Jockey	Barrier	Top Speed [km/h]	Fastest Section	Margin	Distance Travelled [m]		
1	1	EXPLOSIVE POWER	1	64.4	0:11.52	0:11.92 [2]	1:40.14	0:36.33	
		Brandon Lerena		400m	400m	(0:11.92)			
2	11	KOBABILITY	2	65.3	0:11.51	0:11.84 [6]	1.39L	0:36.06	+3
		Robbie Dolan		Overall	400m	(0:11.84)			
3	10	PARISIENNE PIPER	6	65.6	0:11.73	0:12.27 [1]	1.64L	0:36.81	+4
		Georgina Cartwright		1400m	400m	(0:12.27)			
4	12	ROTHELLY	9	65.3	0:11.63	0:12.25 [4]	2.18L	0:36.79	+10
		Jake Bayliss		1400m	400m	(0:12.25)			
5	13	CALL SIGN	7	65.1	0:11.63	0:12.30 [3]	2.25L	0:36.97	+6
		Rikki Jamieson		Overall	1200m	(0:12.30)			
6	2	DUKEDOM	5	63.4	0:11.80	0:12.09 [7]	2.99L	0:36.47	+14
		Ryan Maloney		Overall	400m	(0:12.09)			
7	8	CASTELVETRANO	4	63.0	0:11.85	0:11.99 [8]	3.07L	0:36.30	+5
		Luke Dempsey		400m	400m	(0:11.99)			
8	14	BACCARAT ROUGE	12	65.4	0:11.49	0:11.87 [9]	3.57L	0:36.02	+6
		Mark Du Plessis		400m	400m	(0:11.87)			
9	7	VOLCANIC PARK	11	65.6	0:11.68	0:12.56 [5]	4.48L	0:36.86	+12
		Michael Rodd		Overall	400m	(0:12.56)			
10	4	ROYAL GLADIATOR	3	63.3	0:11.91	0:12.47 [10]	7.56L	0:37.18	+15
		Cejay Graham		1400m	400m	(0:12.47)			

Scratched: Explosive Tycoon (#3), Pear Bellini (#6), Stromboli Delight (#15)

Report Created: Wed 19 March 2025 13:22 GMT+1 (Note: Timing is based on position data)

Page 3/16

[] Ranking at each section and finish
-:-:- No data available at this section
NA No data available

SCN Saddle cloth number
DNF Did not finish
DNT Did not track

data processed by  TRIPLESDATA



Doomben QLD Professional
Race 1: XXXX SIDELINE BEER GARDEN 3 MAY QTIS Three-Year-Old
Maiden Handicap - 1640m
19 March 2025 - 13:04



Track Rating: Good 4, Weather: Fine, Rail Position: +6m Entire

Section					200m	Last 600m			
Field Times					0:12.00 (0:12.00)	0:36.59			
Rank	TAB	Horse/Jockey	Barrier	Top Speed [km/h]	Fastest Section	Margin		Distance Travelled [m]	
11	5	CHONKY DIVA	8	64.1	0:11.84	0:12.58 [11]	8.63L	0:36.99	-5
		Tahlia Fenlon		Overall	400m	(0:12.58)			
12	9	MASERATI LADY	10	62.9	0:11.91	0:12.39 [12]	8.99L	0:36.99	+15
		Angela Jones		1400m	400m	(0:12.39)			

Scratched: Explosive Tycoon (#3), Pear Bellini (#6), Stromboli Delight (#15)



Horse/Jockey Name	Explosive Power
Final Rank	1
Fastest Section Time (Section)	0:11.52 (400m)
Top Speed [km/h] (Section)	64.4 (400m)
Race State	Finished

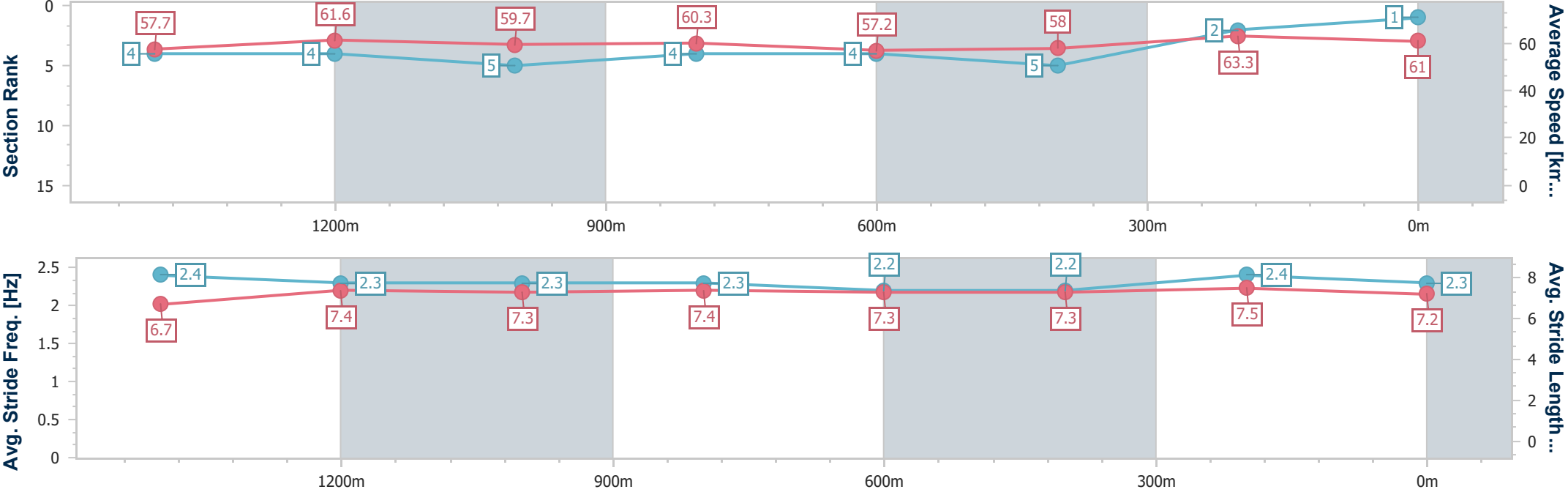


Doomben QLD Professional
Race 1: XXXX SIDELINE BEER GARDEN 3 MAY QTIS Three-
Year-Old Maiden Handicap - 1640m
19 March 2025 - 13:04
Track Rating: Good 4, Weather: Fine, Rail Position: +6m Entire



BRISBANE
RACING CLUB

Section	Overall	1400m	1200m	1000m	800m	600m	400m	200m					
Section Times	1:40.14 [1] (0:14.98)	1:25.16 [4] (0:11.83)	1:13.33 [4] (0:12.09)	1:01.24 [5] (0:12.01)	0:49.23 [4] (0:12.90)	0:36.33 [4] (0:12.89)	0:23.44 [5] (0:11.52)	0:11.92 [2] (0:11.92)					
Average Speed [km/h]	57.7	61.6	59.7	60.3	57.2	58.0	63.3	61.0					
Top Speed [km/h]	63.4	62.9	60.9	61.9	58.8	60.9	64.4	64.0					
Avg. Dist. to Rail [m]	4.8	1.4	0.6	2.2	4.6	6.3	7.7	9.1					
Avg. Stride Freq. [Hz]	2.4	2.3	2.3	2.3	2.2	2.2	2.4	2.3					
Avg. Stride Length [m]	6.7	7.4	7.3	7.4	7.3	7.3	7.5	7.2					



[] Ranking at each section and finish
-.-.- No data available at this section
NA No data available



Horse/Jockey Name	Kobability
Final Rank	2
Fastest Section Time (Section)	0:11.51 (400m)
Top Speed [km/h] (Section)	65.3 (Overall)
Race State	Finished

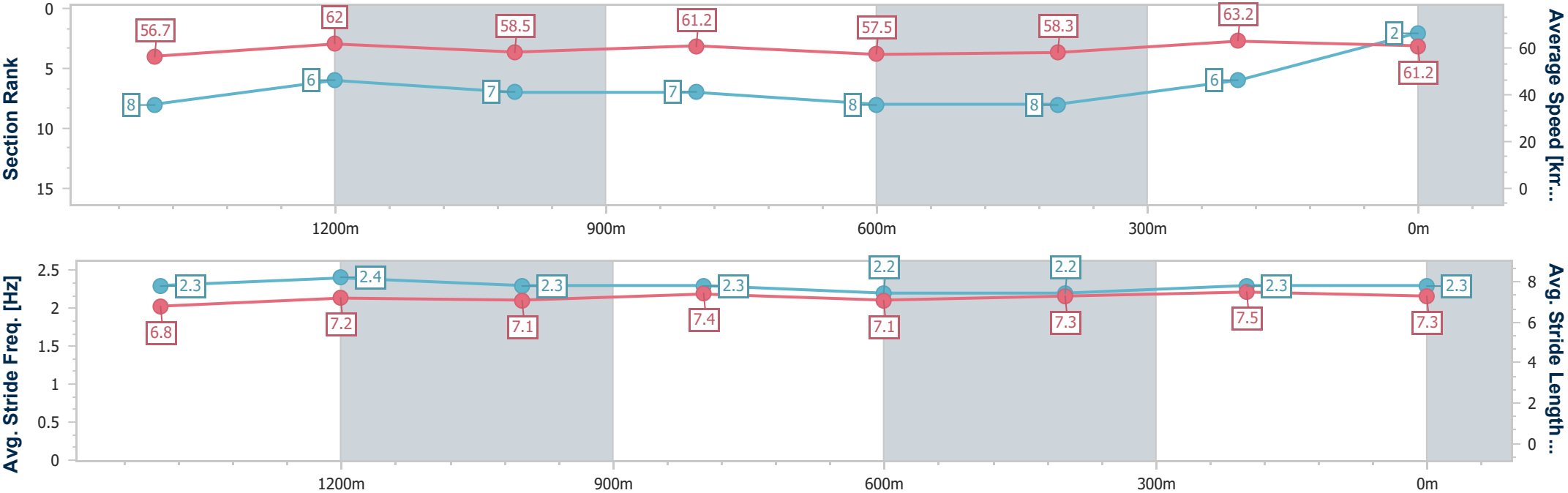


Doomben QLD Professional
Race 1: XXXX SIDELINE BEER GARDEN 3 MAY QTIS Three-
Year-Old Maiden Handicap - 1640m
19 March 2025 - 13:04
Track Rating: Good 4, Weather: Fine, Rail Position: +6m Entire



BRISBANE
RACING CLUB

Section	Overall	1400m	1200m	1000m	800m	600m	400m	200m					
Section Times	1:40.37 [2] (0:15.29)	1:25.08 [8] (0:11.87)	1:13.21 [6] (0:12.32)	1:00.89 [7] (0:11.97)	0:48.92 [7] (0:12.86)	0:36.06 [8] (0:12.71)	0:23.35 [8] (0:11.51)	0:11.84 [6] (0:11.84)					
Average Speed [km/h]	56.7	62.0	58.5	61.2	57.5	58.3	63.2	61.2					
Top Speed [km/h]	65.3	63.4	62.2	62.7	60.8	61.6	64.7	64.5					
Avg. Dist. to Rail [m]	4.5	3.2	5.4	6.0	5.6	4.8	4.7	8.8					
Avg. Stride Freq. [Hz]	2.3	2.4	2.3	2.3	2.2	2.2	2.3	2.3					
Avg. Stride Length [m]	6.8	7.2	7.1	7.4	7.1	7.3	7.5	7.3					





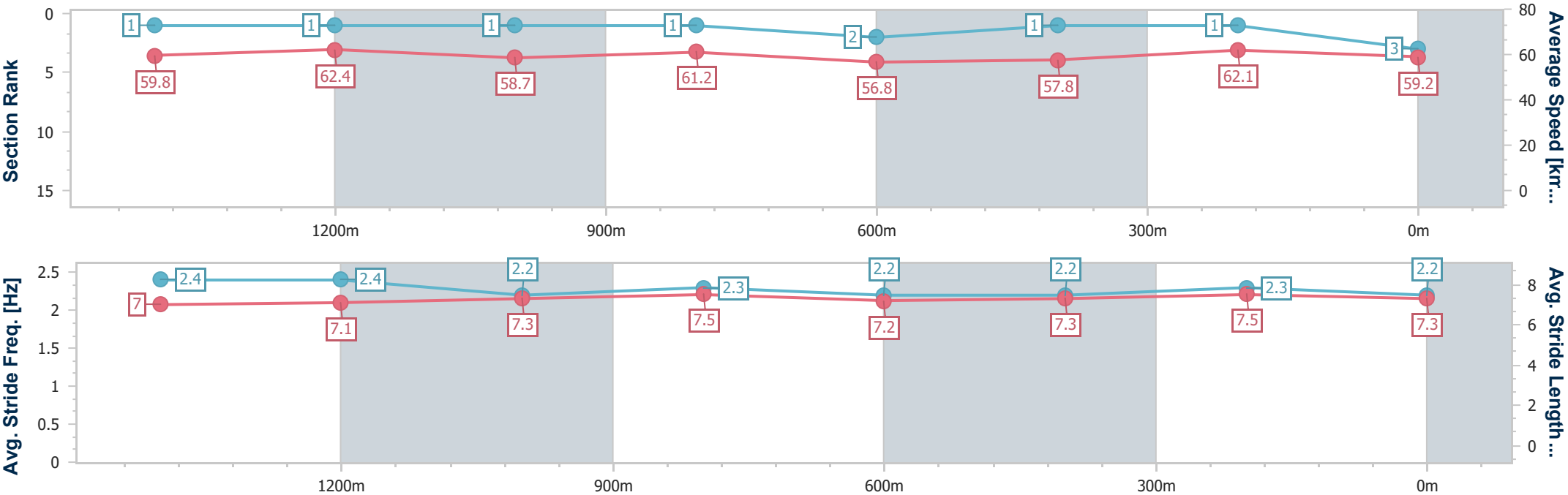
Horse/Jockey Name	Parisienne Piper
Final Rank	3
Fastest Section Time (Section)	0:11.73 (400m)
Top Speed [km/h] (Section)	65.6 (1400m)
Race State	Finished



Doomben QLD Professional
Race 1: XXXX SIDELINE BEER GARDEN 3 MAY QTIS Three-
Year-Old Maiden Handicap - 1640m
19 March 2025 - 13:04
Track Rating: Good 4, Weather: Fine, Rail Position: +6m Entire



Section	Overall	1400m	1200m	1000m	800m	600m	400m	200m					
Section Times	1:40.41 [3] (0:14.52)	1:25.89 [1] (0:11.84)	1:14.05 [1] (0:12.26)	1:01.79 [1] (0:11.92)	0:49.87 [1] (0:13.06)	0:36.81 [2] (0:12.81)	0:24.00 [1] (0:11.73)	0:12.27 [1] (0:12.27)					
Average Speed [km/h]	59.8	62.4	58.7	61.2	56.8	57.8	62.1	59.2					
Top Speed [km/h]	65.5	65.6	60.2	62.1	58.4	61.1	63.2	61.2					
Avg. Dist. to Rail [m]	8.5	3.8	3.9	4.2	5.5	5.6	4.7	3.8					
Avg. Stride Freq. [Hz]	2.4	2.4	2.2	2.3	2.2	2.2	2.3	2.2					
Avg. Stride Length [m]	7.0	7.1	7.3	7.5	7.2	7.3	7.5	7.3					





Horse/Jockey Name	Rothelly
Final Rank	4
Fastest Section Time (Section)	0:11.63 (400m)
Top Speed [km/h] (Section)	65.3 (1400m)
Race State	Finished

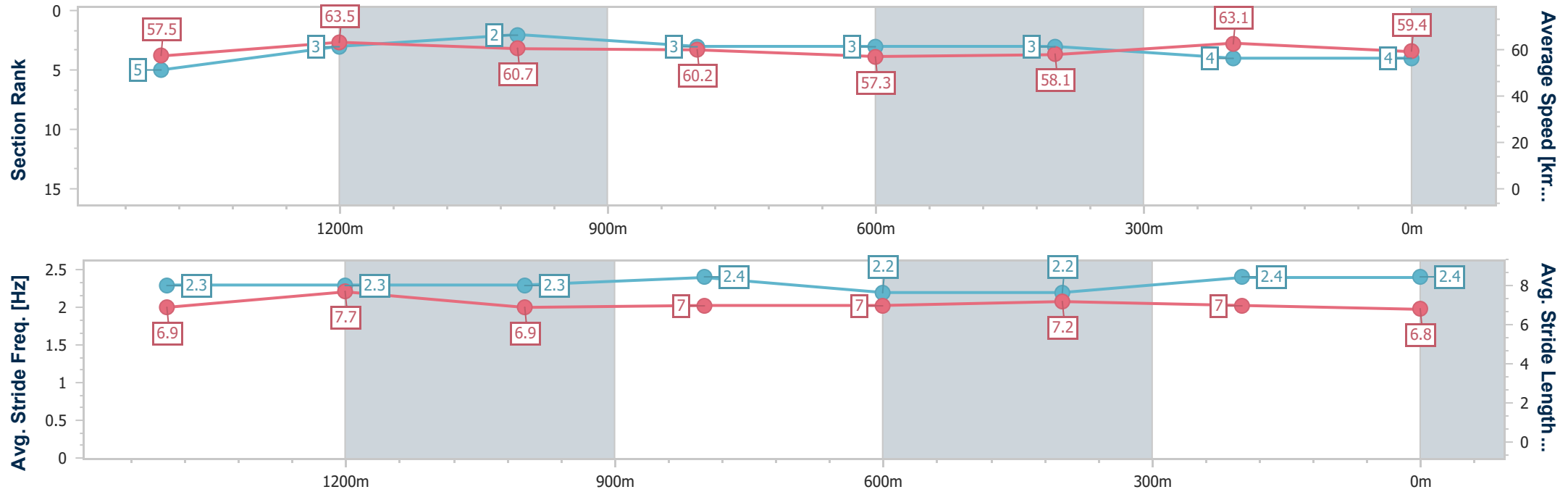


Doomben QLD Professional
Race 1: XXXX SIDELINE BEER GARDEN 3 MAY QTIS Three-
Year-Old Maiden Handicap - 1640m
19 March 2025 - 13:04
Track Rating: Good 4, Weather: Fine, Rail Position: +6m Entire



BRISBANE
RACING CLUB

Section	Overall	1400m	1200m	1000m	800m	600m	400m	200m					
Section Times	1:40.51 [4] (0:15.10)	1:25.41 [5] (0:11.70)	1:13.71 [3] (0:11.89)	1:01.82 [2] (0:12.07)	0:49.75 [3] (0:12.96)	0:36.79 [3] (0:12.91)	0:23.88 [3] (0:11.63)	0:12.25 [4] (0:12.25)					
Average Speed [km/h]	57.5	63.5	60.7	60.2	57.3	58.1	63.1	59.4					
Top Speed [km/h]	63.3	65.3	64.2	61.5	58.4	60.6	64.5	61.9					
Avg. Dist. to Rail [m]	9.0	4.7	5.0	5.3	5.9	7.4	9.0	11.1					
Avg. Stride Freq. [Hz]	2.3	2.3	2.3	2.4	2.2	2.2	2.4	2.4					
Avg. Stride Length [m]	6.9	7.7	6.9	7.0	7.0	7.2	7.0	6.8					





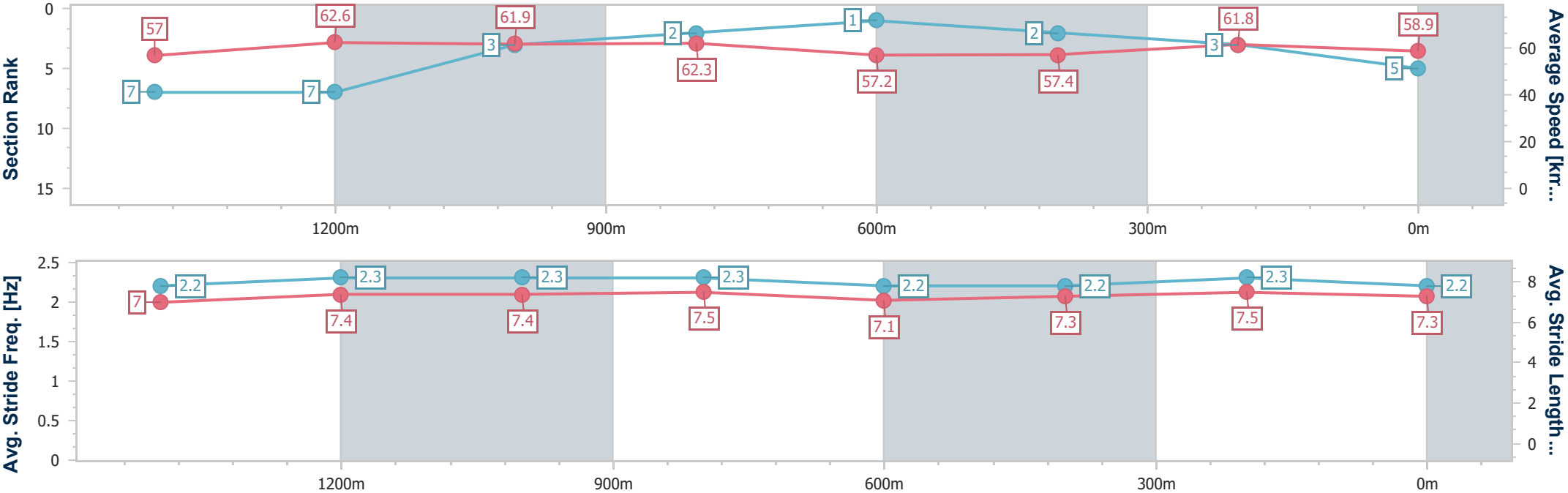
Horse/Jockey Name	Call Sign
Final Rank	5
Fastest Section Time (Section)	0:11.63 (1200m)
Top Speed [km/h] (Section)	65.1 (Overall)
Race State	Finished



Doomben QLD Professional
Race 1: XXXX SIDELINE BEER GARDEN 3 MAY QTIS Three-
Year-Old Maiden Handicap - 1640m
19 March 2025 - 13:04
Track Rating: Good 4, Weather: Fine, Rail Position: +6m Entire



Section	Overall	1400m	1200m	1000m	800m	600m	400m	200m					
Section Times	1:40.52 [5] (0:15.21)	1:25.31 [7] (0:11.96)	1:13.35 [7] (0:11.63)	1:01.72 [3] (0:11.76)	0:49.96 [2] (0:12.99)	0:36.97 [1] (0:12.92)	0:24.05 [2] (0:11.75)	0:12.30 [3] (0:12.30)					
Average Speed [km/h]	57.0	62.6	61.9	62.3	57.2	57.4	61.8	58.9					
Top Speed [km/h]	65.1	64.0	64.0	63.2	60.2	60.3	63.5	60.9					
Avg. Dist. to Rail [m]	6.9	5.8	7.6	7.7	5.7	4.9	4.9	6.4					
Avg. Stride Freq. [Hz]	2.2	2.3	2.3	2.3	2.2	2.2	2.3	2.2					
Avg. Stride Length [m]	7.0	7.4	7.4	7.5	7.1	7.3	7.5	7.3					





Horse/Jockey Name	Dukedom
Final Rank	6
Fastest Section Time (Section)	0:11.80 (400m)
Top Speed [km/h] (Section)	63.4 (Overall)
Race State	Finished

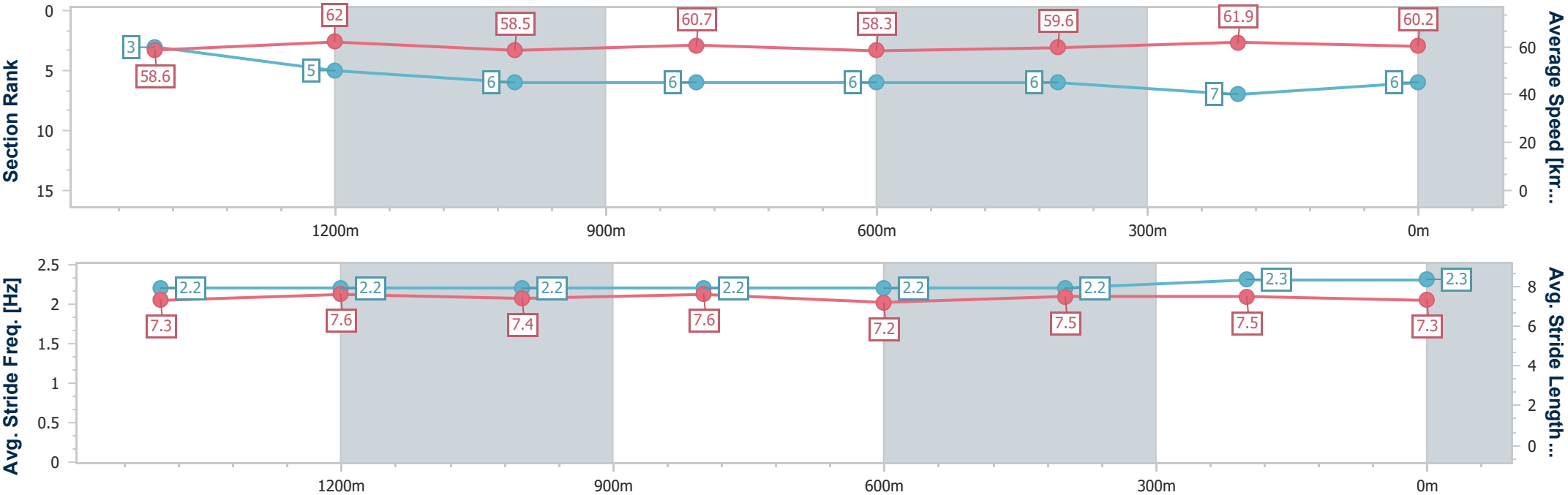


Doomben QLD Professional
Race 1: XXXX SIDELINE BEER GARDEN 3 MAY QTIS Three-
Year-Old Maiden Handicap - 1640m
19 March 2025 - 13:04
Track Rating: Good 4, Weather: Fine, Rail Position: +6m Entire



BRISBANE
RACING CLUB

Section	Overall	1400m	1200m	1000m	800m	600m	400m	200m					
Section Times	1:40.64 [6] (0:14.81)	1:25.83 [3] (0:12.18)	1:13.65 [5] (0:12.31)	1:01.34 [6] (0:12.10)	0:49.24 [6] (0:12.77)	0:36.47 [6] (0:12.58)	0:23.89 [6] (0:11.80)	0:12.09 [7] (0:12.09)					
Average Speed [km/h]	58.6	62.0	58.5	60.7	58.3	59.6	61.9	60.2					
Top Speed [km/h]	63.4	63.2	61.1	62.1	60.4	60.4	63.3	61.7					
Avg. Dist. to Rail [m]	7.4	6.8	7.4	7.6	6.6	7.0	8.2	11.8					
Avg. Stride Freq. [Hz]	2.2	2.2	2.2	2.2	2.2	2.2	2.3	2.3					
Avg. Stride Length [m]	7.3	7.6	7.4	7.6	7.2	7.5	7.5	7.3					





Horse/Jockey Name	Castelvetrano
Final Rank	7
Fastest Section Time (Section)	0:11.85 (400m)
Top Speed [km/h] (Section)	63.0 (400m)
Race State	Finished

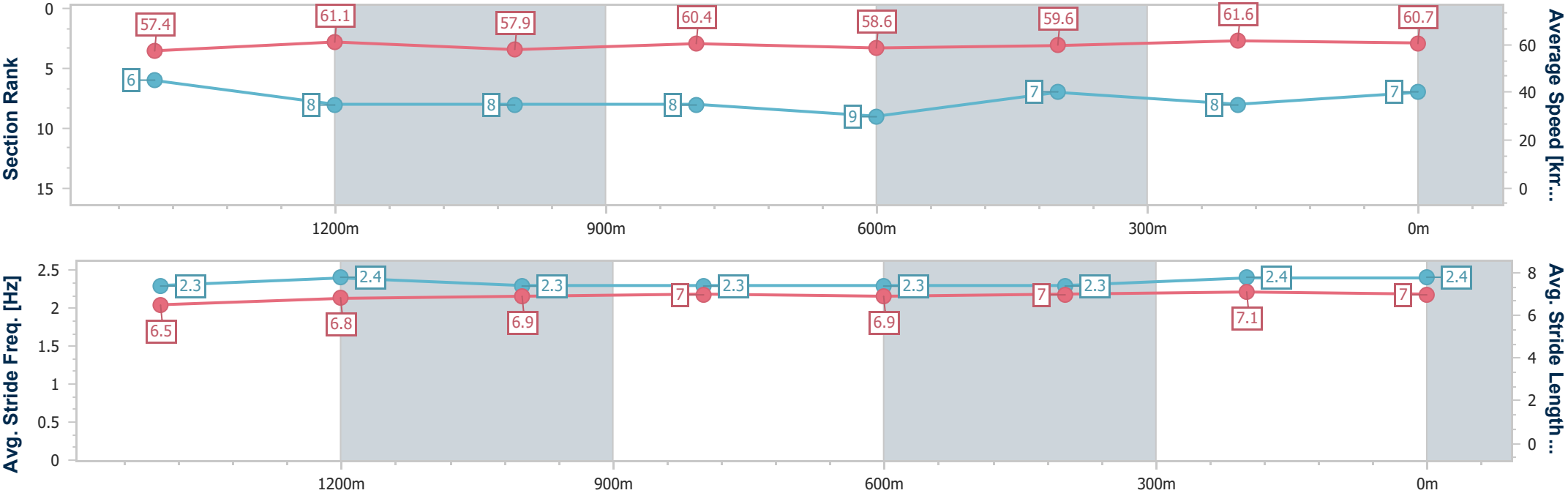


Doomben QLD Professional
Race 1: XXXX SIDELINE BEER GARDEN 3 MAY QTIS Three-
Year-Old Maiden Handicap - 1640m
19 March 2025 - 13:04
Track Rating: Good 4, Weather: Fine, Rail Position: +6m Entire



BRISBANE
RACING CLUB

Section	Overall	1400m	1200m	1000m	800m	600m	400m	200m					
Section Times	1:40.66 [7] (0:15.12)	1:25.54 [6] (0:12.05)	1:13.49 [8] (0:12.44)	1:01.05 [8] (0:12.05)	0:49.00 [8] (0:12.70)	0:36.30 [9] (0:12.46)	0:23.84 [7] (0:11.85)	0:11.99 [8] (0:11.99)					
Average Speed [km/h]	57.4	61.1	57.9	60.4	58.6	59.6	61.6	60.7					
Top Speed [km/h]	62.9	62.9	61.6	60.8	61.1	60.9	63.0	62.2					
Avg. Dist. to Rail [m]	6.4	3.8	4.1	4.7	5.5	6.3	6.7	9.3					
Avg. Stride Freq. [Hz]	2.3	2.4	2.3	2.3	2.3	2.3	2.4	2.4					
Avg. Stride Length [m]	6.5	6.8	6.9	7.0	6.9	7.0	7.1	7.0					





Horse/Jockey Name	Baccarat Rouge
Final Rank	8
Fastest Section Time (Section)	0:11.49 (400m)
Top Speed [km/h] (Section)	65.4 (400m)
Race State	Finished

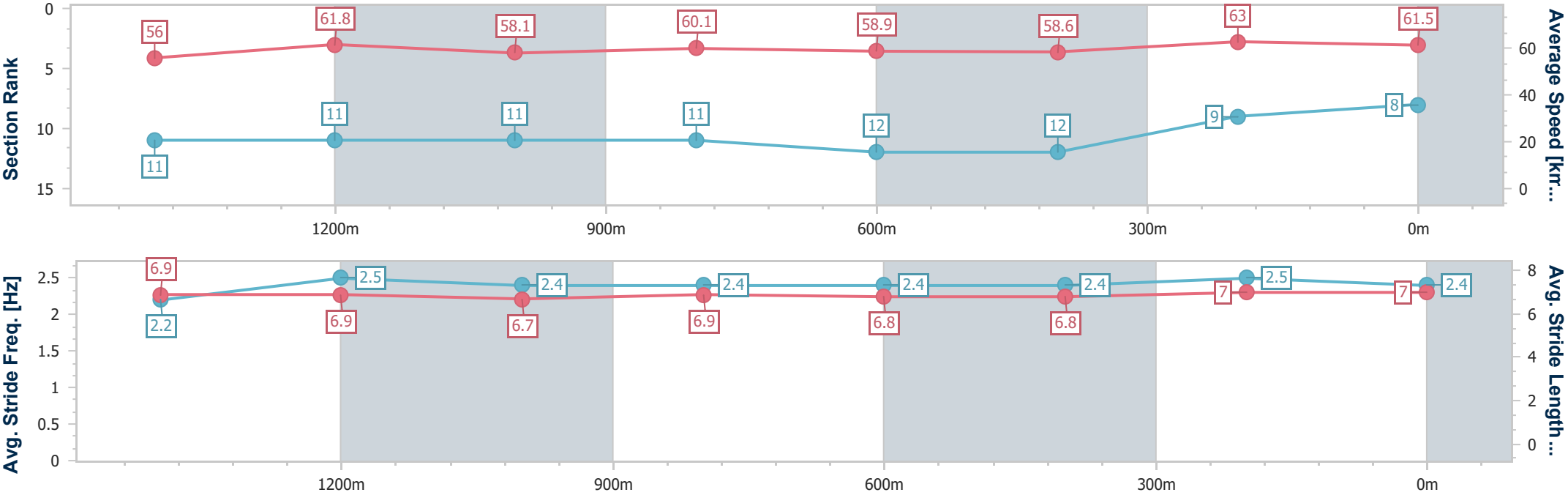


Doomben QLD Professional
Race 1: XXXX SIDELINE BEER GARDEN 3 MAY QTIS Three-
Year-Old Maiden Handicap - 1640m
19 March 2025 - 13:04
Track Rating: Good 4, Weather: Fine, Rail Position: +6m Entire



BRISBANE
RACING CLUB

Section	Overall	1400m	1200m	1000m	800m	600m	400m	200m					
Section Times	1:40.74 [8] (0:15.50)	1:25.24 [11] (0:12.11)	1:13.13 [11] (0:12.41)	1:00.72 [11] (0:12.13)	0:48.59 [11] (0:12.57)	0:36.02 [12] (0:12.66)	0:23.36 [12] (0:11.49)	0:11.87 [9] (0:11.87)					
Average Speed [km/h]	56.0	61.8	58.1	60.1	58.9	58.6	63.0	61.5					
Top Speed [km/h]	63.9	63.9	61.6	61.6	62.0	60.3	65.4	63.3					
Avg. Dist. to Rail [m]	10.7	5.7	6.2	5.9	4.9	4.9	5.0	4.8					
Avg. Stride Freq. [Hz]	2.2	2.5	2.4	2.4	2.4	2.4	2.5	2.4					
Avg. Stride Length [m]	6.9	6.9	6.7	6.9	6.8	6.8	7.0	7.0					





Horse/Jockey Name	Volcanic Park
Final Rank	9
Fastest Section Time (Section)	0:11.68 (400m)
Top Speed [km/h] (Section)	65.6 (Overall)
Race State	Finished

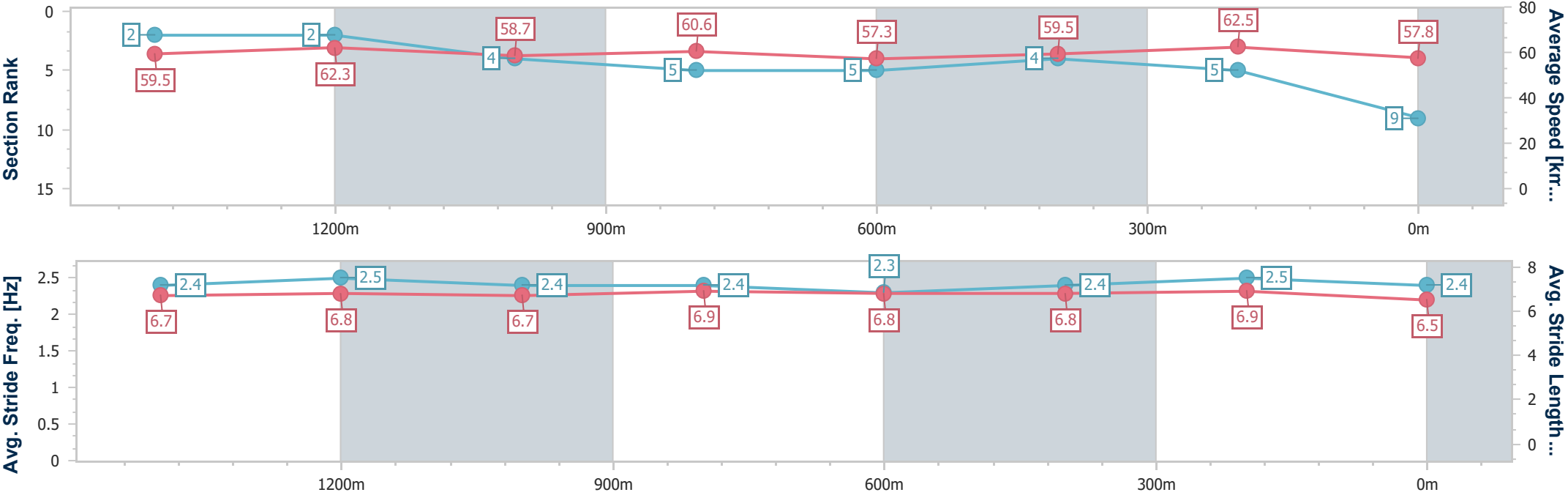


Doomben QLD Professional
Race 1: XXXX SIDELINE BEER GARDEN 3 MAY QTIS Three-
Year-Old Maiden Handicap - 1640m
19 March 2025 - 13:04
Track Rating: Good 4, Weather: Fine, Rail Position: +6m Entire



BRISBANE
RACING CLUB

Section	Overall	1400m	1200m	1000m	800m	600m	400m	200m					
Section Times	1:40.90 [9] (0:14.59)	1:26.31 [2] (0:12.05)	1:14.26 [2] (0:12.25)	1:02.01 [4] (0:12.09)	0:49.92 [5] (0:13.06)	0:36.86 [5] (0:12.62)	0:24.24 [4] (0:11.68)	0:12.56 [5] (0:12.56)					
Average Speed [km/h]	59.5	62.3	58.7	60.6	57.3	59.5	62.5	57.8					
Top Speed [km/h]	65.6	65.1	60.8	61.3	58.3	61.3	63.5	61.2					
Avg. Dist. to Rail [m]	12.0	5.8	5.7	6.6	7.8	7.4	6.7	9.7					
Avg. Stride Freq. [Hz]	2.4	2.5	2.4	2.4	2.3	2.4	2.5	2.4					
Avg. Stride Length [m]	6.7	6.8	6.7	6.9	6.8	6.8	6.9	6.5					





Horse/Jockey Name	Royal Gladiator
Final Rank	10
Fastest Section Time (Section)	0:11.91 (400m)
Top Speed [km/h] (Section)	63.3 (1400m)
Race State	Finished

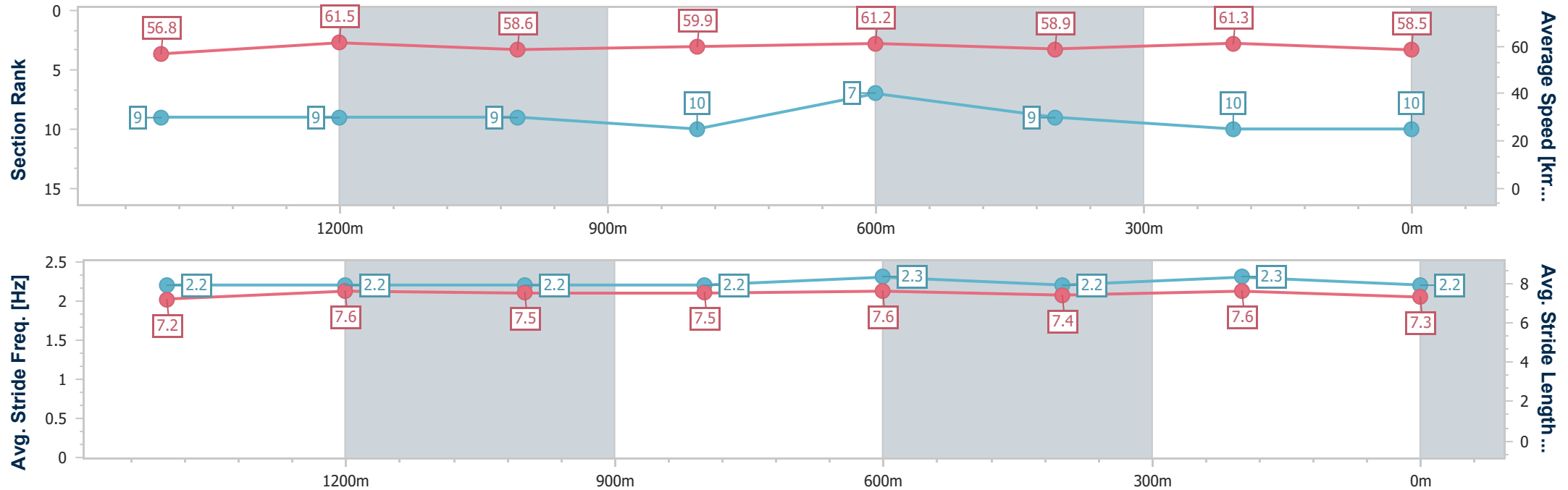


Doomben QLD Professional
Race 1: XXXX SIDELINE BEER GARDEN 3 MAY QTIS Three-
Year-Old Maiden Handicap - 1640m
19 March 2025 - 13:04
Track Rating: Good 4, Weather: Fine, Rail Position: +6m Entire



BRISBANE
RACING CLUB

Section	Overall	1400m	1200m	1000m	800m	600m	400m	200m					
Section Times	1:41.42 [10] (0:15.29)	1:26.13 [9] (0:12.13)	1:14.00 [9] (0:12.36)	1:01.64 [9] (0:12.25)	0:49.39 [10] (0:12.21)	0:37.18 [7] (0:12.80)	0:24.38 [9] (0:11.91)	0:12.47 [10] (0:12.47)					
Average Speed [km/h]	56.8	61.5	58.6	59.9	61.2	58.9	61.3	58.5					
Top Speed [km/h]	63.2	63.3	61.4	62.8	63.3	60.2	62.6	61.1					
Avg. Dist. to Rail [m]	6.4	5.9	6.7	7.5	7.4	8.3	8.4	11.1					
Avg. Stride Freq. [Hz]	2.2	2.2	2.2	2.2	2.3	2.2	2.3	2.2					
Avg. Stride Length [m]	7.2	7.6	7.5	7.5	7.6	7.4	7.6	7.3					





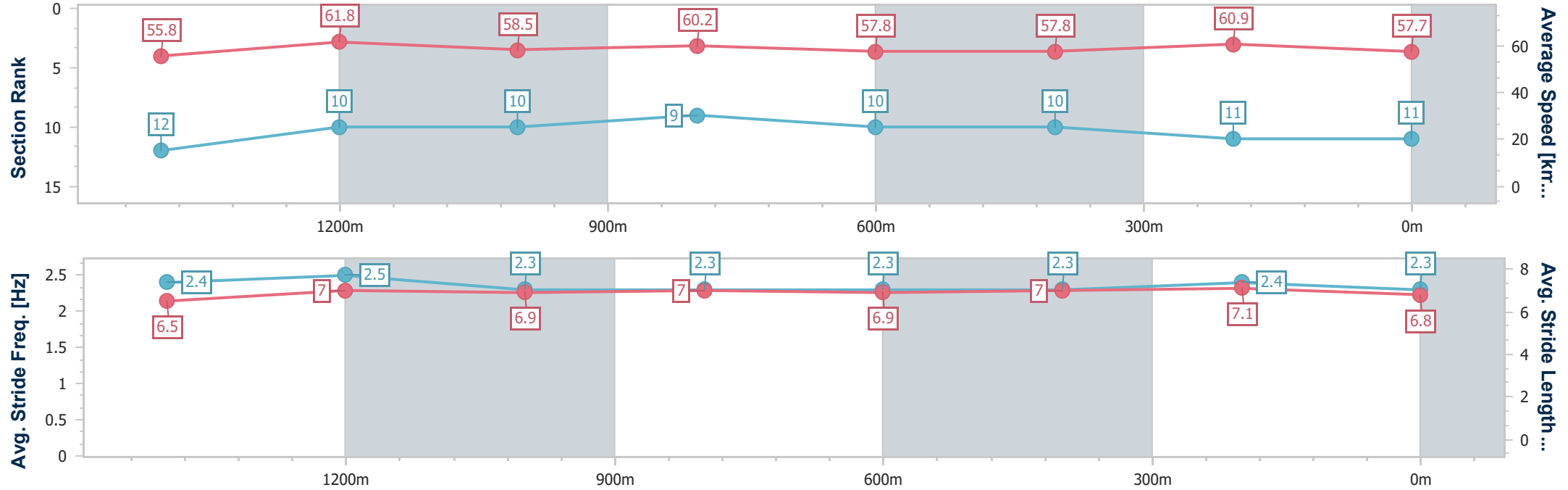
Horse/Jockey Name	Chonky Diva
Final Rank	11
Fastest Section Time (Section)	0:11.84 (400m)
Top Speed [km/h] (Section)	64.1 (Overall)
Race State	Finished



Doomben QLD Professional
Race 1: XXXX SIDELINE BEER GARDEN 3 MAY QTIS Three-
Year-Old Maiden Handicap - 1640m
19 March 2025 - 13:04
Track Rating: Good 4, Weather: Fine, Rail Position: +6m Entire



Section	Overall	1400m	1200m	1000m	800m	600m	400m	200m					
Section Times	1:41.60 [11] (0:15.52)	1:26.08 [12] (0:12.02)	1:14.06 [10] (0:12.34)	1:01.72 [10] (0:12.12)	0:49.60 [9] (0:12.61)	0:36.99 [10] (0:12.57)	0:24.42 [10] (0:11.84)	0:12.58 [11] (0:12.58)					
Average Speed [km/h]	55.8	61.8	58.5	60.2	57.8	57.8	60.9	57.7					
Top Speed [km/h]	64.1	63.1	62.3	61.0	61.1	58.7	61.8	60.5					
Avg. Dist. to Rail [m]	7.0	4.7	4.5	4.9	2.5	1.2	1.1	2.3					
Avg. Stride Freq. [Hz]	2.4	2.5	2.3	2.3	2.3	2.3	2.4	2.3					
Avg. Stride Length [m]	6.5	7.0	6.9	7.0	6.9	7.0	7.1	6.8					





Horse/Jockey Name	Maserati Lady
Final Rank	12
Fastest Section Time (Section)	0:11.91 (400m)
Top Speed [km/h] (Section)	62.9 (1400m)
Race State	Finished

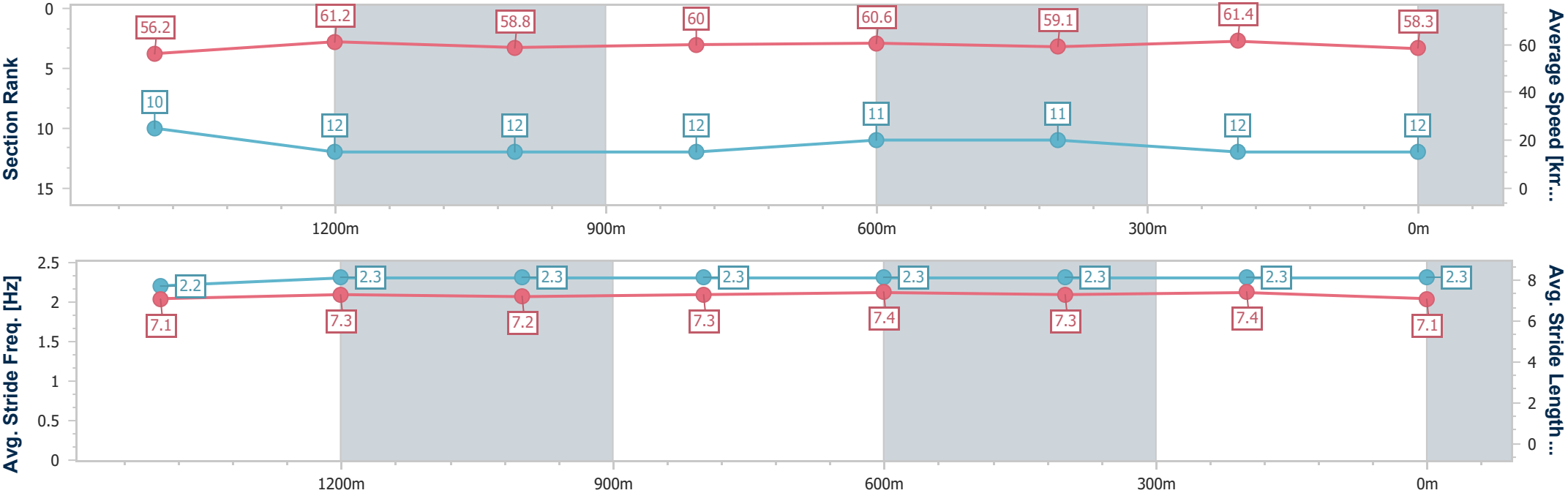


Doomben QLD Professional
Race 1: XXXX SIDELINE BEER GARDEN 3 MAY QTIS Three-
Year-Old Maiden Handicap - 1640m
19 March 2025 - 13:04
Track Rating: Good 4, Weather: Fine, Rail Position: +6m Entire



BRISBANE
RACING CLUB

Section	Overall	1400m	1200m	1000m	800m	600m	400m	200m					
Section Times	1:41.66 [12] (0:15.47)	1:26.19 [10] (0:12.27)	1:13.92 [12] (0:12.30)	1:01.62 [12] (0:12.19)	0:49.43 [12] (0:12.44)	0:36.99 [11] (0:12.69)	0:24.30 [11] (0:11.91)	0:12.39 [12] (0:12.39)					
Average Speed [km/h]	56.2	61.2	58.8	60.0	60.6	59.1	61.4	58.3					
Top Speed [km/h]	61.9	62.9	62.1	61.7	62.0	60.6	62.8	59.9					
Avg. Dist. to Rail [m]	9.7	6.5	7.4	8.2	8.6	7.7	7.1	8.3					
Avg. Stride Freq. [Hz]	2.2	2.3	2.3	2.3	2.3	2.3	2.3	2.3					
Avg. Stride Length [m]	7.1	7.3	7.2	7.3	7.4	7.3	7.4	7.1					





Doomben QLD Professional
Race 2: LADBROKES CALCUTTA & LUNCHEON 13 JUNE Fillies and
Mares Maiden Plate - 1350m
19 March 2025 - 13:39



Track Rating: Good 4, Weather: Fine, Rail Position: +6m Entire

Section					Overall	1200m	1000m	800m	600m	400m	Last 600m	
Field Times					1:20.16 (0:10.02)	1:10.14 (0:11.05)	0:59.09 (0:11.52)	0:47.57 (0:11.89)	0:35.68 (0:12.04)	0:23.64 (0:11.56)	0:35.68	
Rank	TAB	Horse/Jockey	Barrier	Top Speed [km/h]	Fastest Section							Distance Travelled [m]
1	8	FASHION FLASH	1	68.4	0:10.35	1:20.16 [1]	1:09.81 [6]	0:58.54 [6]	0:46.66 [6]	0:34.61 [5]	0:22.59 [5]	0:34.61
		Robbie Dolan		400m	Overall	(0:10.35)	(0:11.27)	(0:11.88)	(0:12.05)	(0:12.02)	(0:11.07)	
2	3	SIBEILA	8	67.6	0:10.08	1:20.30 [2]	1:10.22 [2]	0:59.16 [2]	0:47.53 [2]	0:35.35 [2]	0:23.51 [2]	0:35.35 -2
		Adin Thompson		1200m	Overall	(0:10.08)	(0:11.06)	(0:11.63)	(0:12.18)	(0:11.84)	(0:11.29)	
3	14	STROMBOLI DELIGHT	4	65.0	0:10.17	1:20.59 [3]	1:10.42 [4]	0:59.52 [1]	0:48.00 [1]	0:36.11 [1]	0:24.07 [1]	0:36.11 +2
		Cejay Graham		1200m	Overall	(0:10.17)	(0:10.90)	(0:11.52)	(0:11.89)	(0:12.04)	(0:11.75)	
4	4	TAJALAT	3	65.3	0:10.02	1:20.69 [4]	1:10.67 [1]	0:59.36 [3]	0:47.61 [3]	0:35.42 [3]	0:23.53 [3]	0:35.42 -1
		Martin Harley		1200m	Overall	(0:10.02)	(0:11.31)	(0:11.75)	(0:12.19)	(0:11.89)	(0:11.37)	
5	11	MISS HIGHFALUTIN	9	67.2	0:10.27	1:20.74 [5]	1:10.47 [5]	0:58.98 [7]	0:47.22 [7]	0:35.03 [7]	0:22.90 [7]	0:35.03 +6
		Angela Jones		400m	Overall	(0:10.27)	(0:11.49)	(0:11.76)	(0:12.19)	(0:12.13)	(0:11.23)	
6	2	SHOW ME THE STARS	2	65.5	0:10.52	1:20.84 [6]	1:10.32 [10]	0:58.95 [8]	0:47.05 [9]	0:34.97 [8]	0:22.91 [8]	0:34.97 -1
		Paul Hamblin		400m	Overall	(0:10.52)	(0:11.37)	(0:11.90)	(0:12.08)	(0:12.06)	(0:11.34)	
7	6	CHAMPAGNE ROUGE	7	65.4	0:10.09	1:21.02 [7]	1:10.93 [3]	0:59.63 [4]	0:47.81 [4]	0:35.44 [6]	0:23.28 [6]	0:35.44 +4
		Siobhan Rutledge		1200m	Overall	(0:10.09)	(0:11.30)	(0:11.82)	(0:12.37)	(0:12.16)	(0:11.34)	
8	7	DIVINE DI	10	66.3	0:10.38	1:21.21 [8]	1:10.83 [8]	0:59.66 [5]	0:47.86 [5]	0:35.81 [4]	0:23.77 [4]	0:35.81 +3
		Justin Stanley		1200m	Overall	(0:10.38)	(0:11.17)	(0:11.80)	(0:12.05)	(0:12.04)	(0:11.47)	
9	10	MARGOT'S STAR	11	65.1	0:10.62	1:21.33 [9]	1:10.71 [13]	0:59.27 [11]	0:47.51 [10]	0:35.38 [9]	0:23.14 [9]	0:35.38 +4
		Taylor Marshall		1200m	Overall	(0:10.62)	(0:11.44)	(0:11.76)	(0:12.13)	(0:12.24)	(0:11.41)	
10	9	LOVEY DOVEY	6	64.6	0:10.60	1:21.63 [10]	1:11.03 [12]	0:59.45 [13]	0:47.68 [12]	0:35.54 [12]	0:23.27 [12]	0:35.54 +1
		Andrew Mallyon		1000m	Overall	(0:10.60)	(0:11.58)	(0:11.77)	(0:12.14)	(0:12.27)	(0:11.54)	

Scratched: Missabeat (#12)



Doomben QLD Professional
Race 2: LADBROKES CALCUTTA & LUNCHEON 13 JUNE Fillies and
Mares Maiden Plate - 1350m
19 March 2025 - 13:39



Track Rating: Good 4, Weather: Fine, Rail Position: +6m Entire

Section					Overall	1200m	1000m	800m	600m	400m	Last 600m		
Field Times					1:20.16 (0:10.02)	1:10.14 (0:11.05)	0:59.09 (0:11.52)	0:47.57 (0:11.89)	0:35.68 (0:12.04)	0:23.64 (0:11.56)	0:35.68		
Rank	TAB	Horse/Jockey	Barrier	Top Speed [km/h]	Fastest Section							Distance Travelled [m]	
11	13	ROSE OF LIBERTY	5	67.2	0:10.53	1:22.61 [11]	1:12.08 [11]	1:00.55 [12]	0:48.40 [13]	0:35.90 [13]	0:23.56 [13]	0:35.90	+2
		Jim Byrne		1200m	Overall	(0:10.53)	(0:11.53)	(0:12.15)	(0:12.50)	(0:12.34)	(0:11.37)		
12	5	TANGO SPIRIT	13	64.2	0:10.47	1:22.61 [12]	1:12.14 [9]	1:00.58 [10]	0:48.76 [11]	0:36.65 [10]	0:24.40 [11]	0:36.65	+6
		Dan McGillivray		1000m	Overall	(0:10.47)	(0:11.56)	(0:11.82)	(0:12.11)	(0:12.25)	(0:11.80)		
13	1	AMATERASU	12	63.6	0:10.36	1:22.95 [13]	1:12.59 [7]	1:01.02 [9]	0:49.23 [8]	0:36.97 [11]	0:24.75 [10]	0:36.97	+9
		Michael Rodd		1000m	Overall	(0:10.36)	(0:11.57)	(0:11.79)	(0:12.26)	(0:12.22)	(0:11.91)		

Scratched: Missabeat (#12)



Doomben QLD Professional
Race 2: LADBROKES CALCUTTA & LUNCHEON 13 JUNE Fillies and
Mares Maiden Plate - 1350m
19 March 2025 - 13:39



Track Rating: Good 4, Weather: Fine, Rail Position: +6m Entire

Section		200m					Last 600m		
Field Times		0:12.08 (0:12.08)					0:35.68		
Rank	TAB	Horse/Jockey	Barrier	Top Speed [km/h]	Fastest Section	Margin		Distance Travelled [m]	
1	8	FASHION FLASH	1	68.4	0:10.35	0:11.52 [4]	1:20.16	0:34.61	
		Robbie Dolan		400m	Overall	(0:11.52)			
2	3	SIBEILA	8	67.6	0:10.08	0:12.22 [1]	0.81L	0:35.35 -2	
		Adin Thompson		1200m	Overall	(0:12.22)			
3	14	STROMBOLI DELIGHT	4	65.0	0:10.17	0:12.32 [2]	2.52L	0:36.11 +2	
		Cejay Graham		1200m	Overall	(0:12.32)			
4	4	TAJALAT	3	65.3	0:10.02	0:12.16 [3]	3.13L	0:35.42 -1	
		Martin Harley		1200m	Overall	(0:12.16)			
5	11	MISS HIGHFALUTIN	9	67.2	0:10.27	0:11.67 [6]	3.43L	0:35.03 +6	
		Angela Jones		400m	Overall	(0:11.67)			
6	2	SHOW ME THE STARS	2	65.5	0:10.52	0:11.57 [8]	3.98L	0:34.97 -1	
		Paul Hamblin		400m	Overall	(0:11.57)			
7	6	CHAMPAGNE ROUGE	7	65.4	0:10.09	0:11.94 [7]	5.03L	0:35.44 +4	
		Siobhan Rutledge		1200m	Overall	(0:11.94)			
8	7	DIVINE DI	10	66.3	0:10.38	0:12.30 [5]	6.16L	0:35.81 +3	
		Justin Stanley		1200m	Overall	(0:12.30)			
9	10	MARGOT'S STAR	11	65.1	0:10.62	0:11.73 [9]	6.85L	0:35.38 +4	
		Taylor Marshall		1200m	Overall	(0:11.73)			
10	9	LOVEY DOVEY	6	64.6	0:10.60	0:11.73 [10]	8.66L	0:35.54 +1	
		Andrew Mallyon		1000m	Overall	(0:11.73)			

Scratched: Missabeat (#12)



Doomben QLD Professional
Race 2: LADBROKES CALCUTTA & LUNCHEON 13 JUNE Fillies and
Mares Maiden Plate - 1350m
19 March 2025 - 13:39



Track Rating: Good 4, Weather: Fine, Rail Position: +6m Entire

Section						200m	Last 600m		
Field Times						0:12.08 (0:12.08)	0:35.68		
Rank	TAB	Horse/Jockey	Barrier	Top Speed [km/h]	Fastest Section	Margin		Distance Travelled [m]	
11	13	ROSE OF LIBERTY	5	67.2	0:10.53	0:12.19 [13]	14.41L	0:35.90	+2
		Jim Byrne		1200m	Overall	(0:12.19)			
12	5	TANGO SPIRIT	13	64.2	0:10.47	0:12.60 [11]	14.43L	0:36.65	+6
		Dan McGillivray		1000m	Overall	(0:12.60)			
13	1	AMATERASU	12	63.6	0:10.36	0:12.84 [12]	16.39L	0:36.97	+9
		Michael Rodd		1000m	Overall	(0:12.84)			

Scratched: Missabeat (#12)



Horse/Jockey Name	Fashion Flash
Final Rank	1
Fastest Section Time (Section)	0:10.35 (Overall)
Top Speed [km/h] (Section)	68.4 (400m)
Race State	Finished

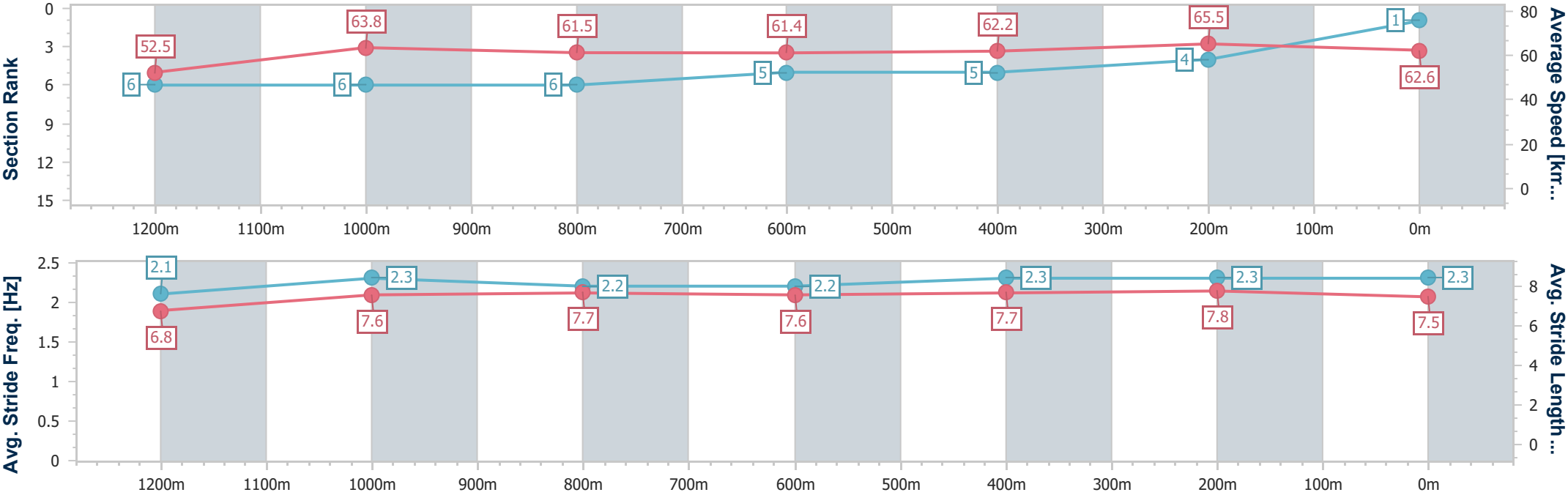


Doomben QLD Professional
Race 2: LADBROKES CALCUTTA & LUNCHEON 13 JUNE
Fillies and Mares Maiden Plate - 1350m
19 March 2025 - 13:39
Track Rating: Good 4, Weather: Fine, Rail Position: +6m Entire



BRISBANE
RACING CLUB

Section	Overall	1200m	1000m	800m	600m	400m	200m						
Section Times	1:20.16 [1] (0:10.35)	1:09.81 [6] (0:11.27)	0:58.54 [6] (0:11.88)	0:46.66 [6] (0:12.05)	0:34.61 [5] (0:12.02)	0:22.59 [5] (0:11.07)	0:11.52 [4] (0:11.52)						
Average Speed [km/h]	52.5	63.8	61.5	61.4	62.2	65.5	62.6						
Top Speed [km/h]	62.4	64.8	62.3	62.3	63.4	68.4	65.4						
Avg. Dist. to Rail [m]	7.2	6.4	6.0	5.9	6.4	5.3	6.9						
Avg. Stride Freq. [Hz]	2.1	2.3	2.2	2.2	2.3	2.3	2.3						
Avg. Stride Length [m]	6.8	7.6	7.7	7.6	7.7	7.8	7.5						





Horse/Jockey Name	Sibeila
Final Rank	2
Fastest Section Time (Section)	0:10.08 (Overall)
Top Speed [km/h] (Section)	67.6 (1200m)
Race State	Finished

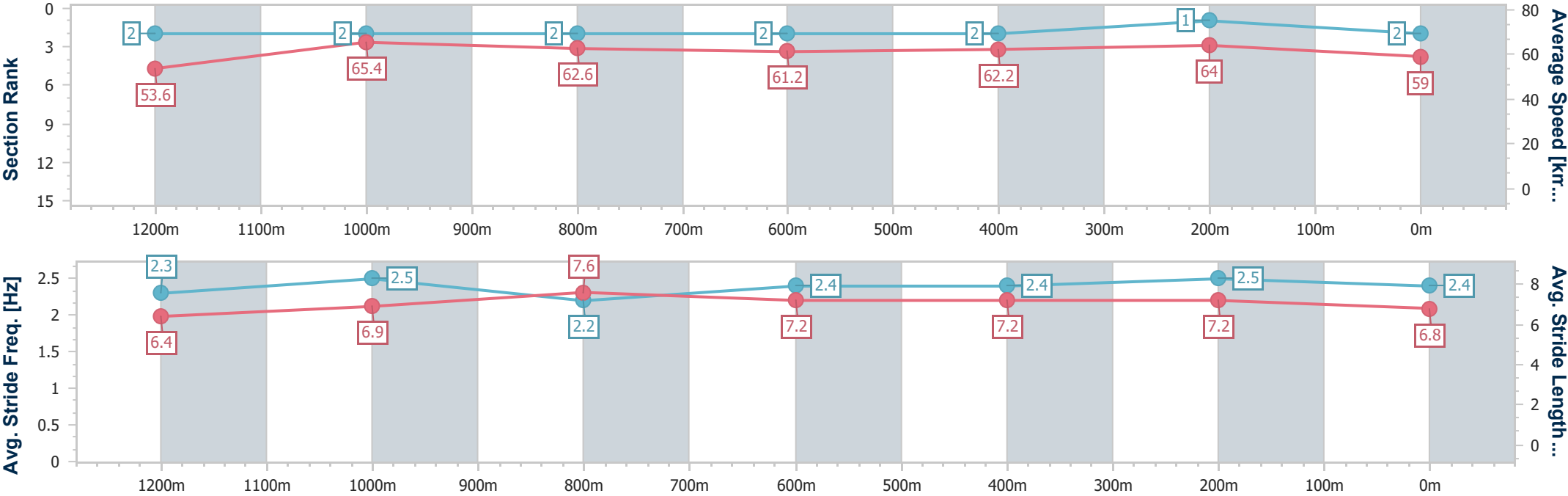


Doomben QLD Professional
Race 2: LADBROKES CALCUTTA & LUNCHEON 13 JUNE
Fillies and Mares Maiden Plate - 1350m
19 March 2025 - 13:39
Track Rating: Good 4, Weather: Fine, Rail Position: +6m Entire



BRISBANE
RACING CLUB

Section	Overall	1200m	1000m	800m	600m	400m	200m						
Section Times	1:20.30 [2] (0:10.08)	1:10.22 [2] (0:11.06)	0:59.16 [2] (0:11.63)	0:47.53 [2] (0:12.18)	0:35.35 [2] (0:11.84)	0:23.51 [2] (0:11.29)	0:12.22 [1] (0:12.22)						
Average Speed [km/h]	53.6	65.4	62.6	61.2	62.2	64.0	59.0						
Top Speed [km/h]	65.1	67.6	63.7	61.9	63.0	65.2	62.2						
Avg. Dist. to Rail [m]	13.4	8.7	6.9	6.3	4.2	2.1	2.9						
Avg. Stride Freq. [Hz]	2.3	2.5	2.2	2.4	2.4	2.5	2.4						
Avg. Stride Length [m]	6.4	6.9	7.6	7.2	7.2	7.2	6.8						





Horse/Jockey Name	Stromboli Delight
Final Rank	3
Fastest Section Time (Section)	0:10.17 (Overall)
Top Speed [km/h] (Section)	65.0 (1200m)
Race State	Finished

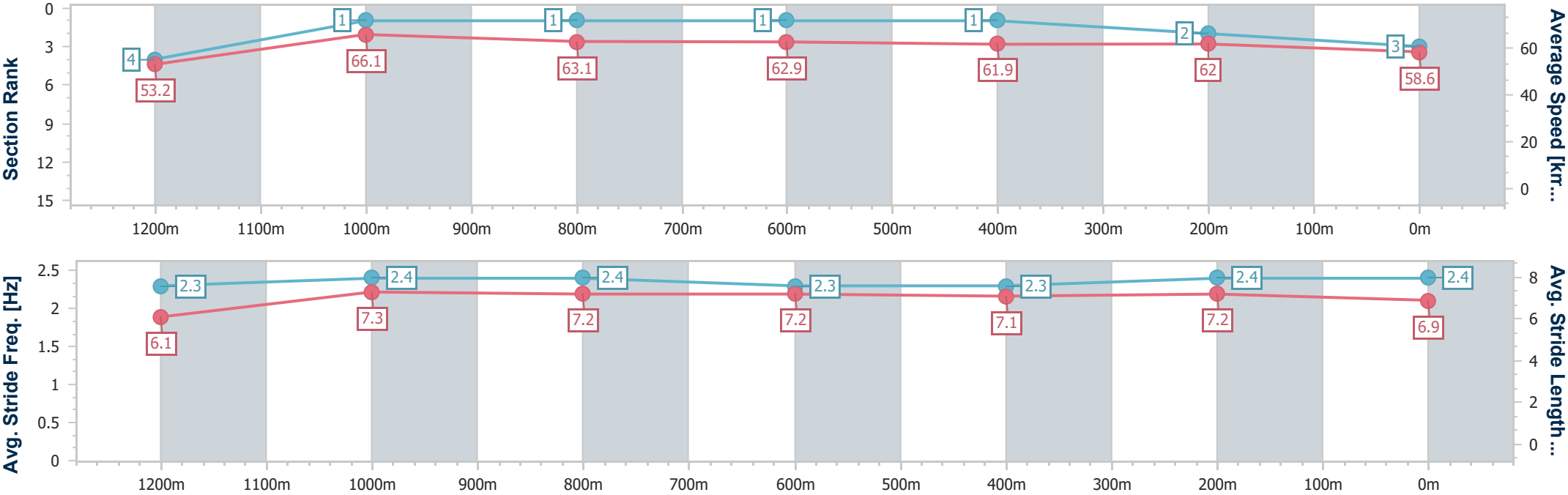


Doomben QLD Professional
Race 2: LADBROKES CALCUTTA & LUNCHEON 13 JUNE
Fillies and Mares Maiden Plate - 1350m
19 March 2025 - 13:39
Track Rating: Good 4, Weather: Fine, Rail Position: +6m Entire



BRISBANE
RACING CLUB

Section	Overall	1200m	1000m	800m	600m	400m	200m						
Section Times	1:20.59 [3] (0:10.17)	1:10.42 [4] (0:10.90)	0:59.52 [1] (0:11.52)	0:48.00 [1] (0:11.89)	0:36.11 [1] (0:12.04)	0:24.07 [1] (0:11.75)	0:12.32 [2] (0:12.32)						
Average Speed [km/h]	53.2	66.1	63.1	62.9	61.9	62.0	58.6						
Top Speed [km/h]	62.0	65.0	64.1	61.9	60.5	63.1	61.9						
Avg. Dist. to Rail [m]	11.0	6.3	4.9	7.1	6.1	5.6	5.3						
Avg. Stride Freq. [Hz]	2.3	2.4	2.4	2.3	2.3	2.4	2.4						
Avg. Stride Length [m]	6.1	7.3	7.2	7.2	7.1	7.2	6.9						





Horse/Jockey Name	Tajalat
Final Rank	4
Fastest Section Time (Section)	0:10.02 (Overall)
Top Speed [km/h] (Section)	65.3 (1200m)
Race State	Finished

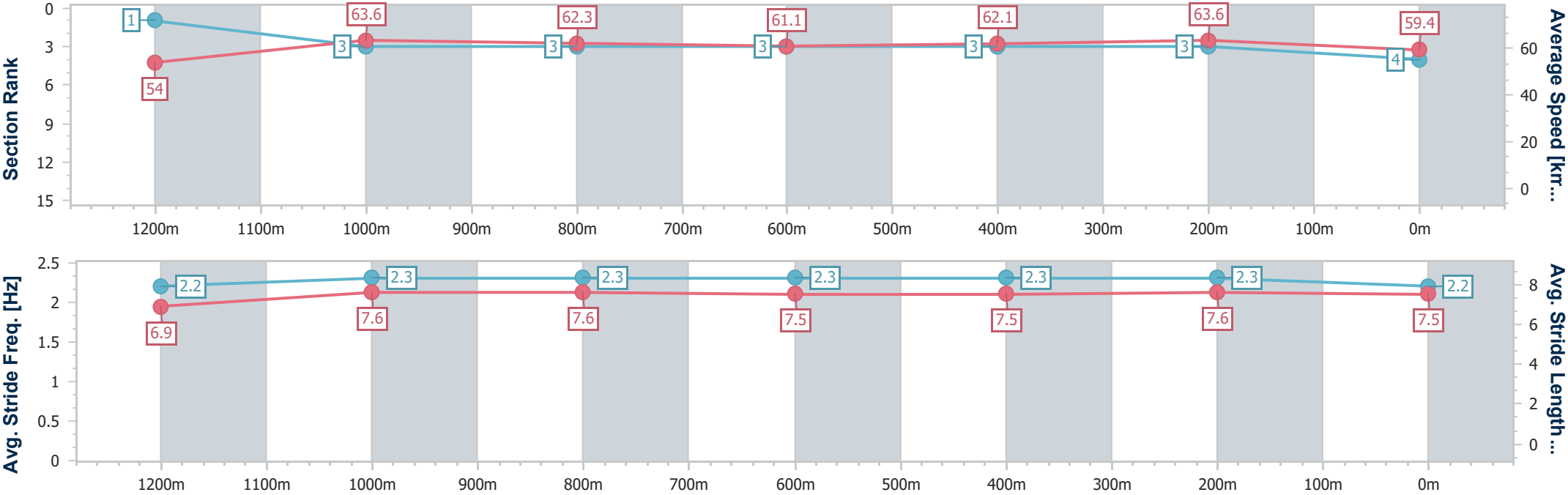


Doomben QLD Professional
Race 2: LADBROKES CALCUTTA & LUNCHEON 13 JUNE
Fillies and Mares Maiden Plate - 1350m
19 March 2025 - 13:39
Track Rating: Good 4, Weather: Fine, Rail Position: +6m Entire



BRISBANE
RACING CLUB

Section	Overall	1200m	1000m	800m	600m	400m	200m						
Section Times	1:20.69 [4] (0:10.02)	1:10.67 [1] (0:11.31)	0:59.36 [3] (0:11.75)	0:47.61 [3] (0:12.19)	0:35.42 [3] (0:11.89)	0:23.53 [3] (0:11.37)	0:12.16 [3] (0:12.16)						
Average Speed [km/h]	54.0	63.6	62.3	61.1	62.1	63.6	59.4						
Top Speed [km/h]	63.1	65.3	62.4	61.8	63.5	64.6	63.1						
Avg. Dist. to Rail [m]	10.3	6.7	6.3	6.2	4.9	3.1	3.9						
Avg. Stride Freq. [Hz]	2.2	2.3	2.3	2.3	2.3	2.3	2.2						
Avg. Stride Length [m]	6.9	7.6	7.6	7.5	7.5	7.6	7.5						





Horse/Jockey Name	Miss Highfalutin
Final Rank	5
Fastest Section Time (Section)	0:10.27 (Overall)
Top Speed [km/h] (Section)	67.2 (400m)
Race State	Finished

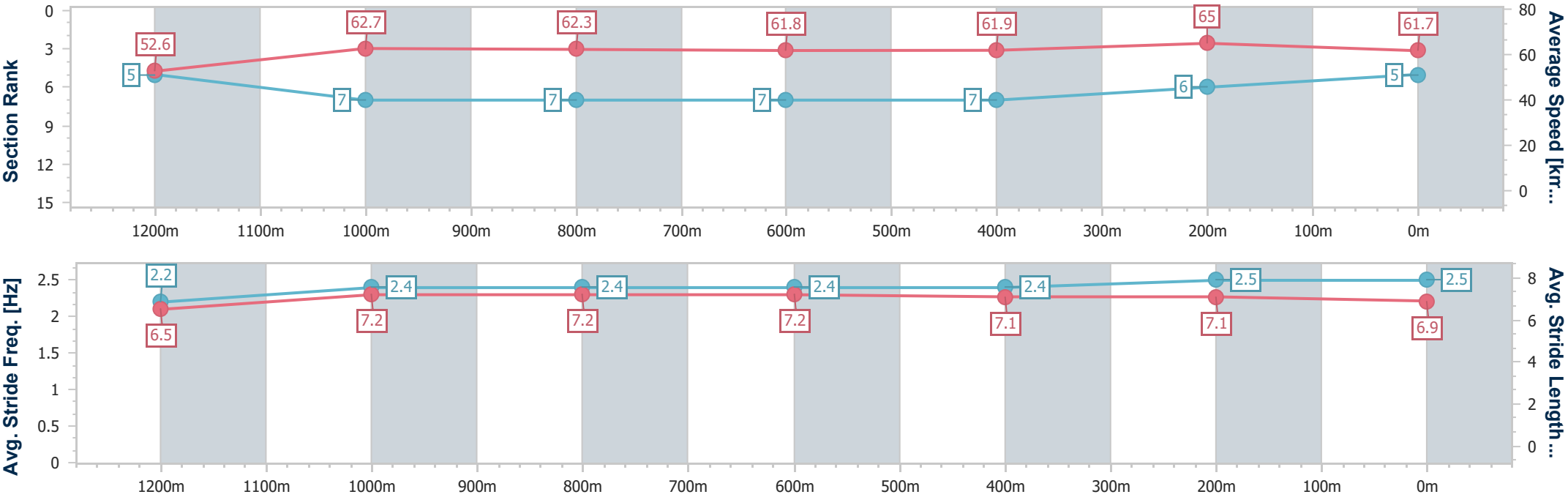


Doomben QLD Professional
Race 2: LADBROKES CALCUTTA & LUNCHEON 13 JUNE
Fillies and Mares Maiden Plate - 1350m
19 March 2025 - 13:39
Track Rating: Good 4, Weather: Fine, Rail Position: +6m Entire



BRISBANE
RACING CLUB

Section	Overall	1200m	1000m	800m	600m	400m	200m						
Section Times	1:20.74 [5] (0:10.27)	1:10.47 [5] (0:11.49)	0:58.98 [7] (0:11.76)	0:47.22 [7] (0:12.19)	0:35.03 [7] (0:12.13)	0:22.90 [7] (0:11.23)	0:11.67 [6] (0:11.67)						
Average Speed [km/h]	52.6	62.7	62.3	61.8	61.9	65.0	61.7						
Top Speed [km/h]	62.0	64.1	64.1	62.9	64.1	67.2	63.1						
Avg. Dist. to Rail [m]	14.7	9.1	7.8	7.9	8.0	6.4	7.7						
Avg. Stride Freq. [Hz]	2.2	2.4	2.4	2.4	2.4	2.5	2.5						
Avg. Stride Length [m]	6.5	7.2	7.2	7.2	7.1	7.1	6.9						





Horse/Jockey Name	Show Me The Stars
Final Rank	6
Fastest Section Time (Section)	0:10.52 (Overall)
Top Speed [km/h] (Section)	65.5 (400m)
Race State	Finished

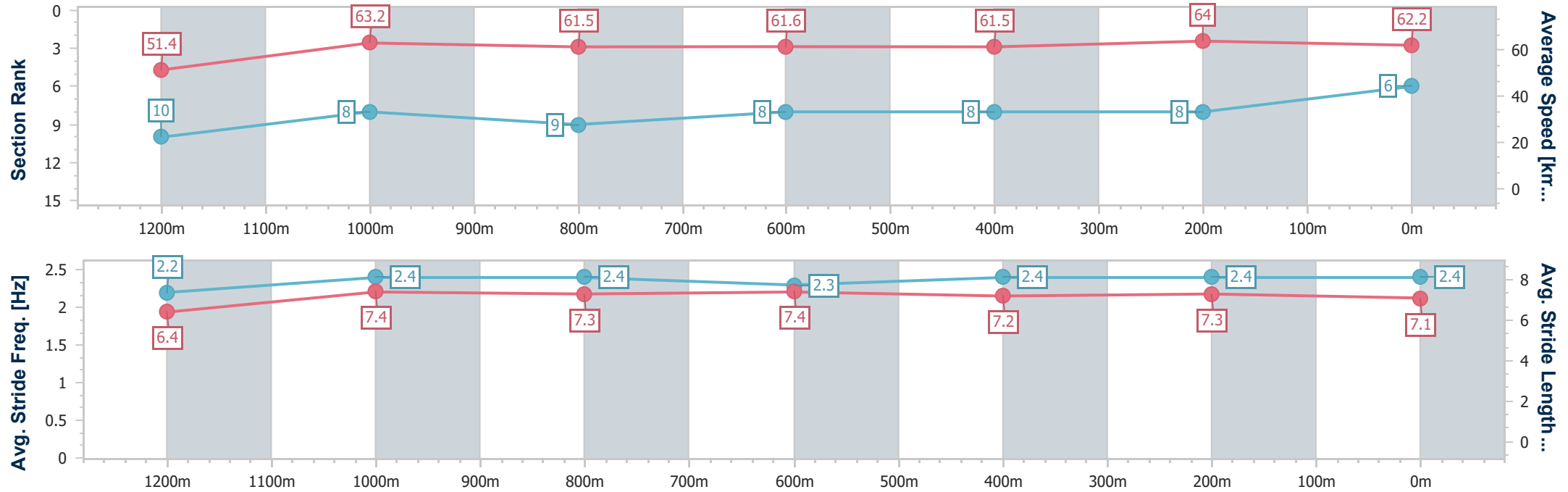


Doomben QLD Professional
Race 2: LADBROKES CALCUTTA & LUNCHEON 13 JUNE
Fillies and Mares Maiden Plate - 1350m
19 March 2025 - 13:39
Track Rating: Good 4, Weather: Fine, Rail Position: +6m Entire



BRISBANE
RACING CLUB

Section	Overall	1200m	1000m	800m	600m	400m	200m						
Section Times	1:20.84 [6] (0:10.52)	1:10.32 [10] (0:11.37)	0:58.95 [8] (0:11.90)	0:47.05 [9] (0:12.08)	0:34.97 [8] (0:12.06)	0:22.91 [8] (0:11.34)	0:11.57 [8] (0:11.57)						
Average Speed [km/h]	51.4	63.2	61.5	61.6	61.5	64.0	62.2						
Top Speed [km/h]	62.9	64.4	63.6	62.8	62.8	65.5	63.9						
Avg. Dist. to Rail [m]	9.2	7.6	7.3	6.0	5.3	4.4	5.3						
Avg. Stride Freq. [Hz]	2.2	2.4	2.4	2.3	2.4	2.4	2.4						
Avg. Stride Length [m]	6.4	7.4	7.3	7.4	7.2	7.3	7.1						





Horse/Jockey Name	Champagne Rouge
Final Rank	7
Fastest Section Time (Section)	0:10.09 (Overall)
Top Speed [km/h] (Section)	65.4 (1200m)
Race State	Finished

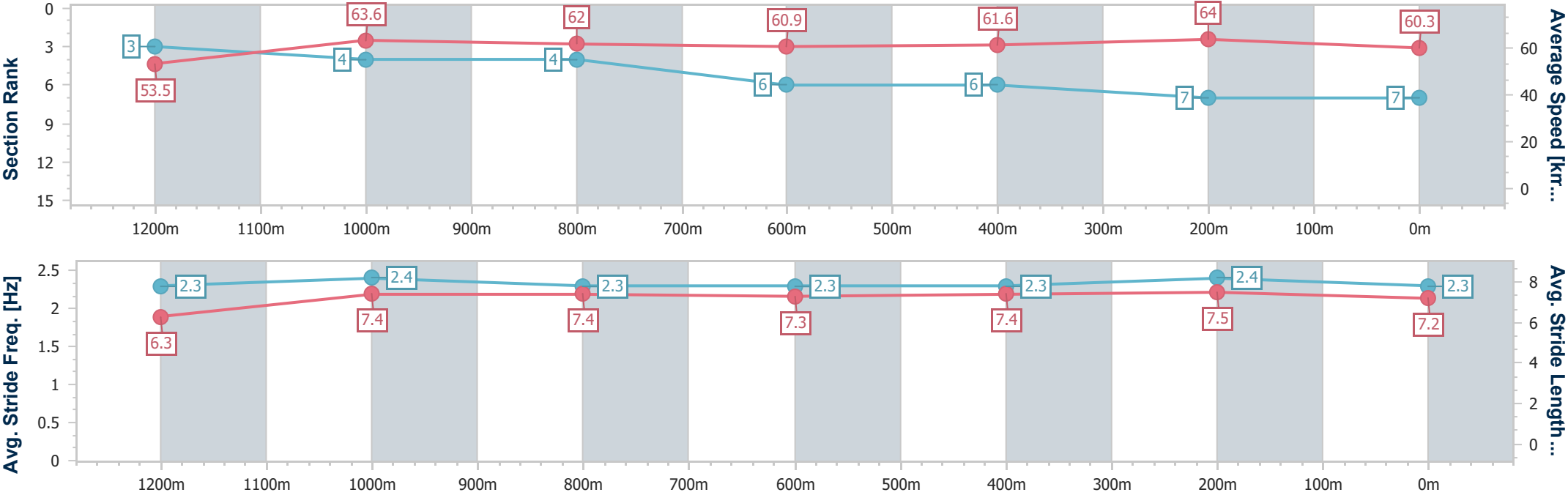


Doomben QLD Professional
Race 2: LADBROKES CALCUTTA & LUNCHEON 13 JUNE
Fillies and Mares Maiden Plate - 1350m
19 March 2025 - 13:39
Track Rating: Good 4, Weather: Fine, Rail Position: +6m Entire



BRISBANE
RACING CLUB

Section	Overall	1200m	1000m	800m	600m	400m	200m						
Section Times	1:21.02 [7] (0:10.09)	1:10.93 [3] (0:11.30)	0:59.63 [4] (0:11.82)	0:47.81 [4] (0:12.37)	0:35.44 [6] (0:12.16)	0:23.28 [6] (0:11.34)	0:11.94 [7] (0:11.94)						
Average Speed [km/h]	53.5	63.6	62.0	60.9	61.6	64.0	60.3						
Top Speed [km/h]	63.7	65.4	65.1	61.6	63.0	65.4	63.3						
Avg. Dist. to Rail [m]	12.6	8.4	8.2	8.2	7.0	6.3	7.3						
Avg. Stride Freq. [Hz]	2.3	2.4	2.3	2.3	2.3	2.4	2.3						
Avg. Stride Length [m]	6.3	7.4	7.4	7.3	7.4	7.5	7.2						





Horse/Jockey Name	Divine Di
Final Rank	8
Fastest Section Time (Section)	0:10.38 (Overall)
Top Speed [km/h] (Section)	66.3 (1200m)
Race State	Finished

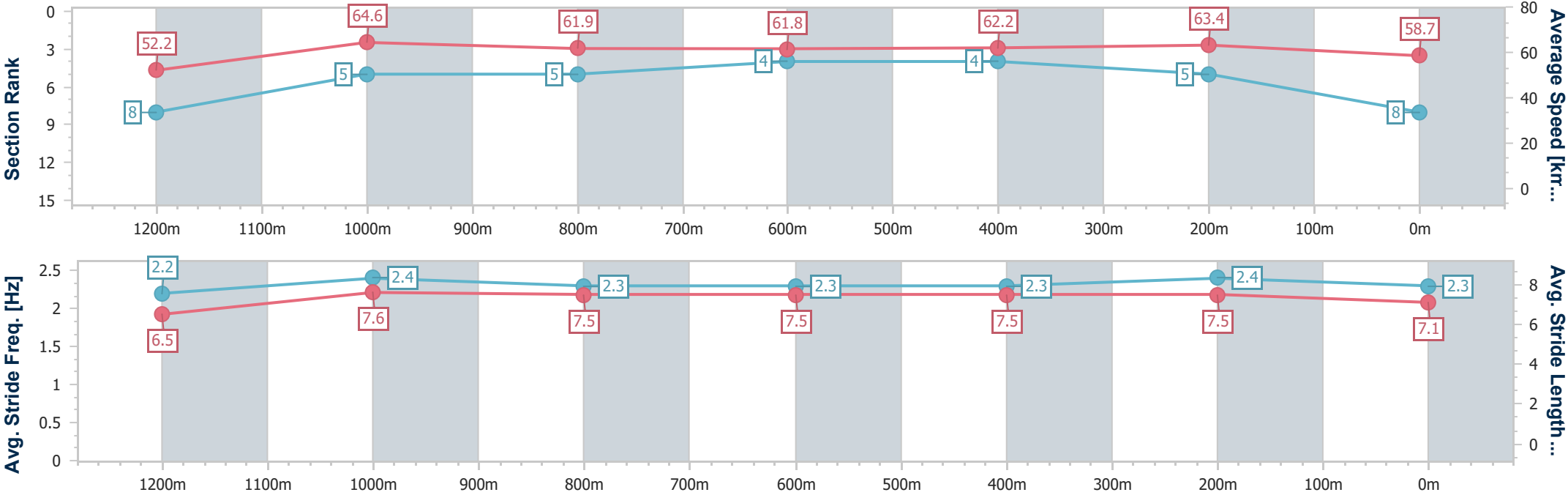


Doomben QLD Professional
Race 2: LADBROKES CALCUTTA & LUNCHEON 13 JUNE
Fillies and Mares Maiden Plate - 1350m
19 March 2025 - 13:39
Track Rating: Good 4, Weather: Fine, Rail Position: +6m Entire



BRISBANE
RACING CLUB

Section	Overall	1200m	1000m	800m	600m	400m	200m						
Section Times	1:21.21 [8] (0:10.38)	1:10.83 [8] (0:11.17)	0:59.66 [5] (0:11.80)	0:47.86 [5] (0:12.05)	0:35.81 [4] (0:12.04)	0:23.77 [4] (0:11.47)	0:12.30 [5] (0:12.30)						
Average Speed [km/h]	52.2	64.6	61.9	61.8	62.2	63.4	58.7						
Top Speed [km/h]	65.8	66.3	64.7	62.5	63.7	64.8	61.6						
Avg. Dist. to Rail [m]	13.9	7.7	7.2	6.5	6.8	7.4	8.9						
Avg. Stride Freq. [Hz]	2.2	2.4	2.3	2.3	2.3	2.4	2.3						
Avg. Stride Length [m]	6.5	7.6	7.5	7.5	7.5	7.5	7.1						





Horse/Jockey Name	Margot's Star
Final Rank	9
Fastest Section Time (Section)	0:10.62 (Overall)
Top Speed [km/h] (Section)	65.1 (1200m)
Race State	Finished

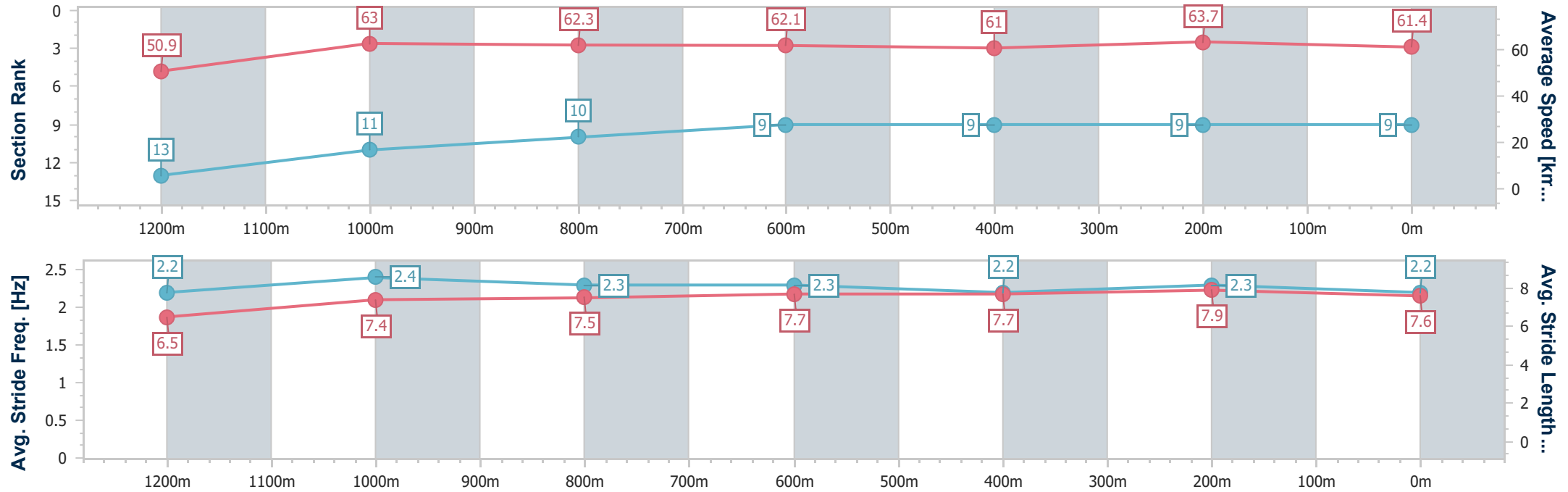


Doomben QLD Professional
Race 2: LADBROKES CALCUTTA & LUNCHEON 13 JUNE
Fillies and Mares Maiden Plate - 1350m
19 March 2025 - 13:39
Track Rating: Good 4, Weather: Fine, Rail Position: +6m Entire



BRISBANE
RACING CLUB

Section	Overall	1200m	1000m	800m	600m	400m	200m						
Section Times	1:21.33 [9] (0:10.62)	1:10.71 [13] (0:11.44)	0:59.27 [11] (0:11.76)	0:47.51 [10] (0:12.13)	0:35.38 [9] (0:12.24)	0:23.14 [9] (0:11.41)	0:11.73 [9] (0:11.73)						
Average Speed [km/h]	50.9	63.0	62.3	62.1	61.0	63.7	61.4						
Top Speed [km/h]	62.2	65.1	64.4	63.4	63.2	64.6	63.3						
Avg. Dist. to Rail [m]	15.6	9.8	8.5	7.9	6.6	5.8	7.1						
Avg. Stride Freq. [Hz]	2.2	2.4	2.3	2.3	2.2	2.3	2.2						
Avg. Stride Length [m]	6.5	7.4	7.5	7.7	7.7	7.9	7.6						





Horse/Jockey Name	Lovey Dovey
Final Rank	10
Fastest Section Time (Section)	0:10.60 (Overall)
Top Speed [km/h] (Section)	64.6 (1000m)
Race State	Finished

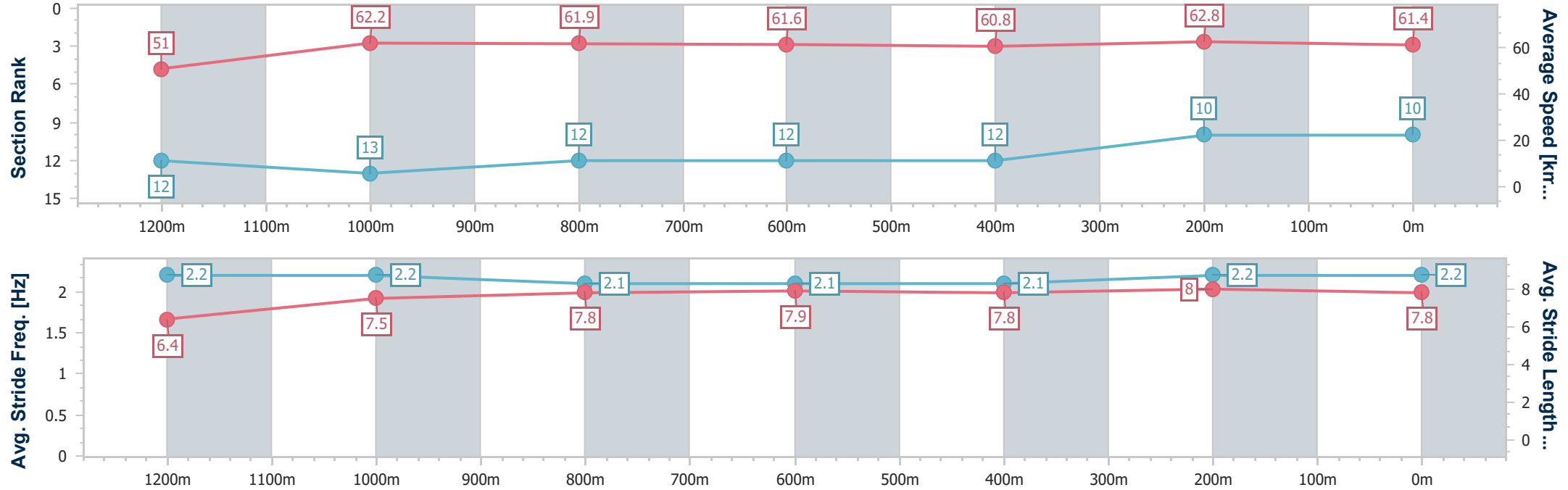


Doomben QLD Professional
Race 2: LADBROKES CALCUTTA & LUNCHEON 13 JUNE
Fillies and Mares Maiden Plate - 1350m
19 March 2025 - 13:39
Track Rating: Good 4, Weather: Fine, Rail Position: +6m Entire



BRISBANE
RACING CLUB

Section	Overall	1200m	1000m	800m	600m	400m	200m						
Section Times	1:21.63 [10] (0:10.60)	1:11.03 [12] (0:11.58)	0:59.45 [13] (0:11.77)	0:47.68 [12] (0:12.14)	0:35.54 [12] (0:12.27)	0:23.27 [12] (0:11.54)	0:11.73 [10] (0:11.73)						
Average Speed [km/h]	51.0	62.2	61.9	61.6	60.8	62.8	61.4						
Top Speed [km/h]	62.3	64.3	64.6	61.9	62.5	63.9	62.6						
Avg. Dist. to Rail [m]	12.1	7.6	6.6	6.4	6.1	5.4	7.6						
Avg. Stride Freq. [Hz]	2.2	2.2	2.1	2.1	2.1	2.2	2.2						
Avg. Stride Length [m]	6.4	7.5	7.8	7.9	7.8	8.0	7.8						





Horse/Jockey Name	Rose Of Liberty
Final Rank	11
Fastest Section Time (Section)	0:10.53 (Overall)
Top Speed [km/h] (Section)	67.2 (1200m)
Race State	Finished

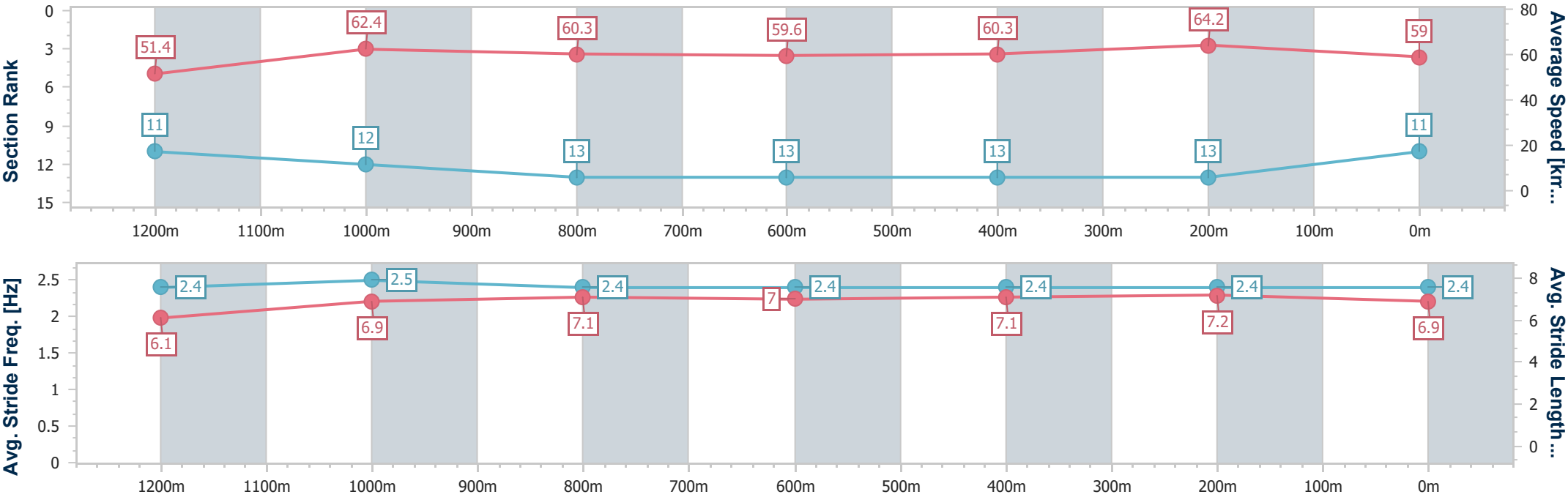


Doomben QLD Professional
Race 2: LADBROKES CALCUTTA & LUNCHEON 13 JUNE
Fillies and Mares Maiden Plate - 1350m
19 March 2025 - 13:39
Track Rating: Good 4, Weather: Fine, Rail Position: +6m Entire



BRISBANE
RACING CLUB

Section	Overall	1200m	1000m	800m	600m	400m	200m						
Section Times	1:22.61 [11] (0:10.53)	1:12.08 [11] (0:11.53)	1:00.55 [12] (0:12.15)	0:48.40 [13] (0:12.50)	0:35.90 [13] (0:12.34)	0:23.56 [13] (0:11.37)	0:12.19 [13] (0:12.19)						
Average Speed [km/h]	51.4	62.4	60.3	59.6	60.3	64.2	59.0						
Top Speed [km/h]	63.4	67.2	62.9	62.4	64.6	64.8	62.2						
Avg. Dist. to Rail [m]	10.8	7.7	7.5	6.9	6.0	5.3	5.6						
Avg. Stride Freq. [Hz]	2.4	2.5	2.4	2.4	2.4	2.4	2.4						
Avg. Stride Length [m]	6.1	6.9	7.1	7.0	7.1	7.2	6.9						





Horse/Jockey Name	Tango Spirit
Final Rank	12
Fastest Section Time (Section)	0:10.47 (Overall)
Top Speed [km/h] (Section)	64.2 (1000m)
Race State	Finished

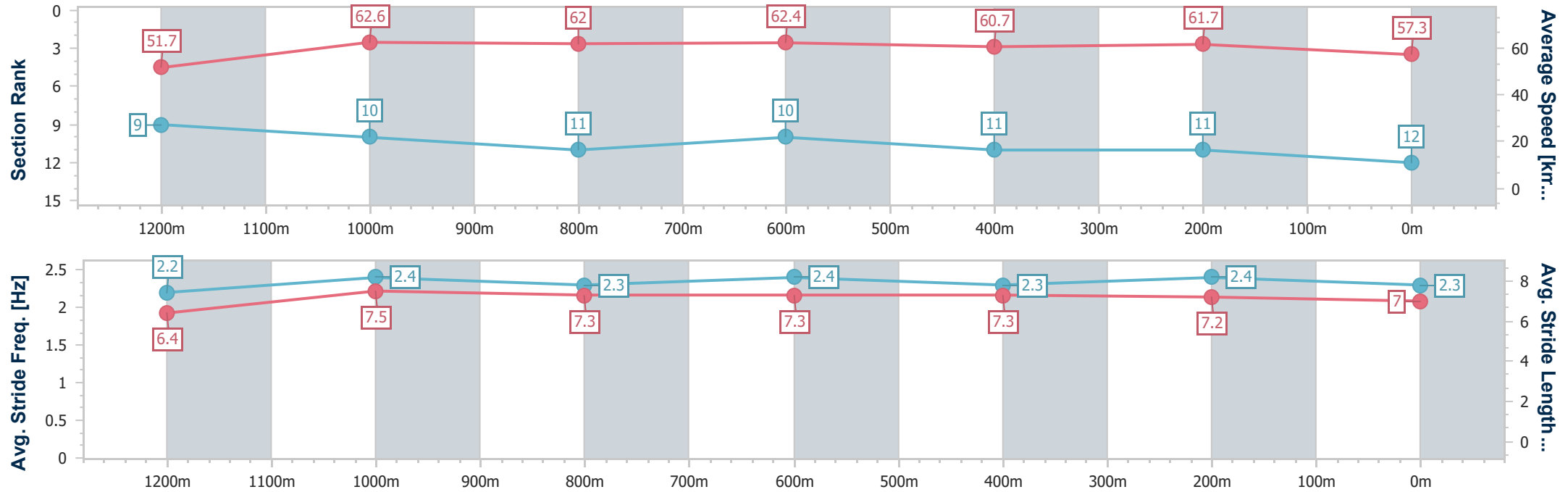


Doomben QLD Professional
Race 2: LADBROKES CALCUTTA & LUNCHEON 13 JUNE
Fillies and Mares Maiden Plate - 1350m
19 March 2025 - 13:39
Track Rating: Good 4, Weather: Fine, Rail Position: +6m Entire



BRISBANE
RACING CLUB

Section	Overall	1200m	1000m	800m	600m	400m	200m						
Section Times	1:22.61 [12] (0:10.47)	1:12.14 [9] (0:11.56)	1:00.58 [10] (0:11.82)	0:48.76 [11] (0:12.11)	0:36.65 [10] (0:12.25)	0:24.40 [11] (0:11.80)	0:12.60 [11] (0:12.60)						
Average Speed [km/h]	51.7	62.6	62.0	62.4	60.7	61.7	57.3						
Top Speed [km/h]	62.9	63.4	64.2	63.5	62.0	62.9	59.8						
Avg. Dist. to Rail [m]	17.5	11.6	9.9	8.5	6.2	6.4	8.7						
Avg. Stride Freq. [Hz]	2.2	2.4	2.3	2.4	2.3	2.4	2.3						
Avg. Stride Length [m]	6.4	7.5	7.3	7.3	7.3	7.2	7.0						





Horse/Jockey Name	Amaterasu
Final Rank	13
Fastest Section Time (Section)	0:10.36 (Overall)
Top Speed [km/h] (Section)	63.6 (1000m)
Race State	Finished

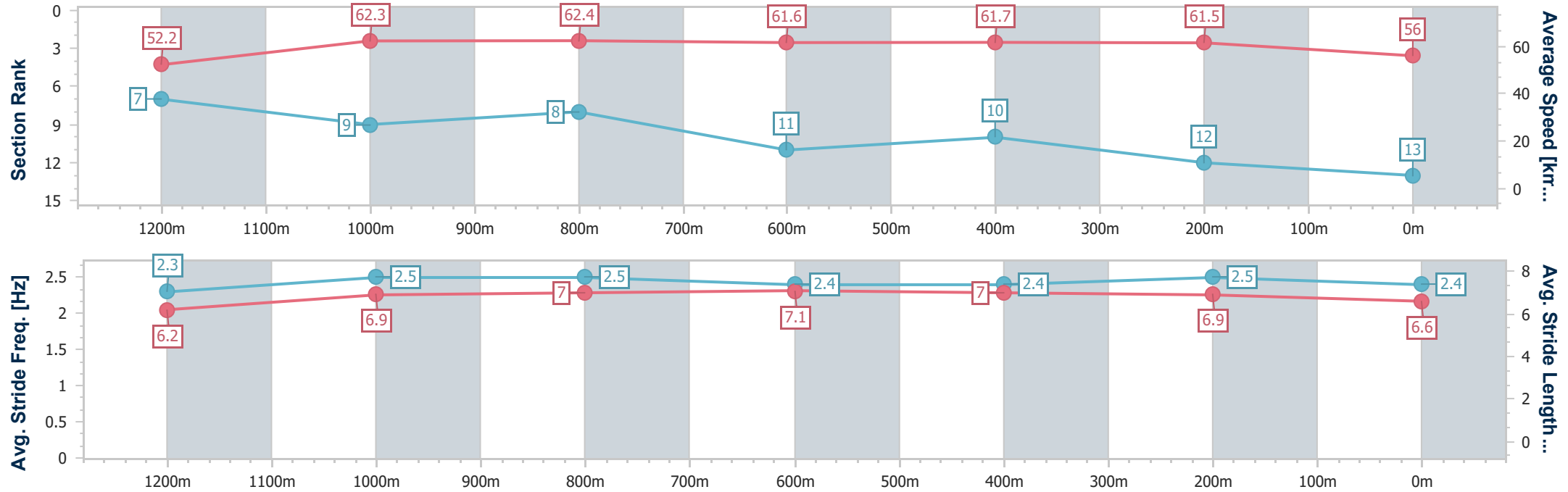


Doomben QLD Professional
Race 2: LADBROKES CALCUTTA & LUNCHEON 13 JUNE
Fillies and Mares Maiden Plate - 1350m
19 March 2025 - 13:39
Track Rating: Good 4, Weather: Fine, Rail Position: +6m Entire



BRISBANE
RACING CLUB

Section	Overall	1200m	1000m	800m	600m	400m	200m						
Section Times	1:22.95 [13] (0:10.36)	1:12.59 [7] (0:11.57)	1:01.02 [9] (0:11.79)	0:49.23 [8] (0:12.26)	0:36.97 [11] (0:12.22)	0:24.75 [10] (0:11.91)	0:12.84 [12] (0:12.84)						
Average Speed [km/h]	52.2	62.3	62.4	61.6	61.7	61.5	56.0						
Top Speed [km/h]	61.8	63.1	63.6	62.4	62.4	62.1	60.6						
Avg. Dist. to Rail [m]	16.3	10.4	8.9	8.6	8.3	9.7	11.2						
Avg. Stride Freq. [Hz]	2.3	2.5	2.5	2.4	2.4	2.5	2.4						
Avg. Stride Length [m]	6.2	6.9	7.0	7.1	7.0	6.9	6.6						





Doomben QLD Professional
Race 3: GALLOPERS SPORTS CLUB Colts, Geldings and Entires
Maiden Plate - 1350m
19 March 2025 - 14:13



Track Rating: Good 4, Weather: Fine, Rail Position: +6m Entire

Section						Overall	1200m	1000m	800m	600m	400m	Last 600m	
Field Times						1:20.24 (0:10.13)	1:10.11 (0:10.86)	0:59.25 (0:11.32)	0:47.93 (0:11.98)	0:35.95 (0:12.19)	0:23.76 (0:11.73)	0:35.95	
Rank	TAB	Horse/Jockey	Barrier	Top Speed [km/h]	Fastest Section								Distance Travelled [m]
1	7	EXPLOSIVE TYCOON	1	67.0	0:10.37	1:20.24 [1]	1:09.87 [5]	0:59.04 [4]	0:47.67 [4]	0:35.67 [4]	0:23.46 [4]	0:35.67	
		Martin Harley		1200m	Overall	(0:10.37)	(0:10.83)	(0:11.37)	(0:12.00)	(0:12.21)	(0:11.56)		
2	2	NATIONAL INTEREST	12	65.9	0:10.91	1:20.28 [2]	1:09.37 [12]	0:57.95 [12]	0:46.57 [12]	0:34.88 [12]	0:22.79 [11]	0:34.88	+5
		Michael Rodd		400m	Overall	(0:10.91)	(0:11.42)	(0:11.38)	(0:11.69)	(0:12.09)	(0:11.30)		
3	6	ELROND	13	67.2	0:10.13	1:20.37 [3]	1:10.24 [1]	0:59.38 [1]	0:48.06 [1]	0:36.08 [1]	0:23.89 [1]	0:36.08	-1
		Tahlia Fenlon		1200m	Overall	(0:10.13)	(0:10.86)	(0:11.32)	(0:11.98)	(0:12.19)	(0:11.73)		
4	1	CASTERLY ROCK	5	67.5	0:10.47	1:20.42 [4]	1:09.95 [7]	0:59.05 [6]	0:47.65 [6]	0:35.66 [6]	0:23.43 [6]	0:35.66	+8
		Damien Thornton		1200m	Overall	(0:10.47)	(0:10.90)	(0:11.40)	(0:11.99)	(0:12.23)	(0:11.48)		
5	12	TULONG	11	69.1	0:10.47	1:20.43 [5]	1:09.96 [8]	0:59.35 [3]	0:48.03 [3]	0:35.92 [3]	0:23.67 [3]	0:35.92	+7
		Taylor Marshall		1200m	Overall	(0:10.47)	(0:10.61)	(0:11.32)	(0:12.11)	(0:12.25)	(0:11.68)		
6	4	VERMILION KIRIN	8	66.6	0:10.32	1:20.58 [6]	1:10.26 [3]	0:59.36 [5]	0:48.01 [5]	0:35.94 [5]	0:23.69 [5]	0:35.94	+4
		Georgina Cartwright		1200m	Overall	(0:10.32)	(0:10.90)	(0:11.35)	(0:12.07)	(0:12.25)	(0:11.59)		
7	3	TOTSPUR	6	65.5	0:10.44	1:20.63 [7]	1:10.19 [6]	0:59.03 [9]	0:47.53 [9]	0:35.72 [8]	0:23.59 [8]	0:35.72	+6
		Dale Smith		1200m	Overall	(0:10.44)	(0:11.16)	(0:11.50)	(0:11.81)	(0:12.13)	(0:11.57)		
8	8	IL PATRIGNO	7	66.6	0:10.84	1:20.69 [8]	1:09.85 [11]	0:58.74 [11]	0:47.42 [10]	0:35.53 [10]	0:23.44 [9]	0:35.53	+2
		Robbie Dolan		1000m	Overall	(0:10.84)	(0:11.11)	(0:11.32)	(0:11.89)	(0:12.09)	(0:11.58)		
9	13	WILL IT SNOW	4	67.3	0:10.55	1:20.75 [9]	1:10.20 [9]	0:59.23 [8]	0:47.84 [7]	0:35.92 [7]	0:23.74 [7]	0:35.92	+2
		Jaden Lloyd		1200m	Overall	(0:10.55)	(0:10.97)	(0:11.39)	(0:11.92)	(0:12.18)	(0:11.55)		
10	5	BUSKER	9	66.4	0:10.69	1:20.89 [10]	1:10.20 [10]	0:58.97 [10]	0:47.45 [11]	0:35.66 [11]	0:23.36 [12]	0:35.66	+7
		Emily Lang		1000m	Overall	(0:10.69)	(0:11.23)	(0:11.52)	(0:11.79)	(0:12.30)	(0:11.56)		



Doomben QLD Professional
Race 3: GALLOPERS SPORTS CLUB Colts, Geldings and Entire
Maiden Plate - 1350m
19 March 2025 - 14:13



Track Rating: Good 4, Weather: Fine, Rail Position: +6m Entire

Section					Overall	1200m	1000m	800m	600m	400m	Last 600m		
Field Times					1:20.24 (0:10.13)	1:10.11 (0:10.86)	0:59.25 (0:11.32)	0:47.93 (0:11.98)	0:35.95 (0:12.19)	0:23.76 (0:11.73)	0:35.95		
Rank	TAB	Horse/Jockey	Barrier	Top Speed [km/h]	Fastest Section								Distance Travelled [m]
11	10	NINJITZOU	10	68.1	0:10.31	1:20.92 [11]	1:10.61 [2]	0:59.88 [2]	0:48.61 [2]	0:36.47 [2]	0:24.20 [2]	0:36.47	+5
		Bailey Wheeler		1200m	Overall	(0:10.31)	(0:10.73)	(0:11.27)	(0:12.14)	(0:12.27)	(0:11.73)		
12	11	REMLAP KAVA	2	65.8	0:10.37	1:21.06 [12]	1:10.69 [4]	0:59.59 [7]	0:48.08 [8]	0:36.12 [9]	0:23.79 [10]	0:36.12	+9
		Angela Jones		1200m	Overall	(0:10.37)	(0:11.10)	(0:11.51)	(0:11.96)	(0:12.33)	(0:11.61)		
13	9	KALAMIA KING	3	62.4	0:11.28	1:37.53 [13]	1:26.25 [13]	1:14.52 [13]	1:02.11 [13]	0:48.76 [13]	0:33.87 [13]	0:48.76	+14
		Justin Stanley		1200m	Overall	(0:11.28)	(0:11.73)	(0:12.41)	(0:13.35)	(0:14.89)	(0:15.62)		



Doomben QLD Professional
Race 3: GALLOPERS SPORTS CLUB Colts, Geldings and Entire
Maiden Plate - 1350m
19 March 2025 - 14:13



Track Rating: Good 4, Weather: Fine, Rail Position: +6m Entire

Section		Field Times		200m		Last 600m			
				0:12.03 (0:12.03)		0:35.95			
Rank	TAB	Horse/Jockey	Barrier	Top Speed [km/h]	Fastest Section	Margin			Distance Travelled [m]
1	7	EXPLOSIVE TYCOON	1	67.0	0:10.37	0:11.90 [2]	1:20.24	0:35.67	
		Martin Harley		1200m	Overall	(0:11.90)			
2	2	NATIONAL INTEREST	12	65.9	0:10.91	0:11.49 [9]	0.24L	0:34.88	+5
		Michael Rodd		400m	Overall	(0:11.49)			
3	6	ELROND	13	67.2	0:10.13	0:12.16 [1]	0.74L	0:36.08	-1
		Tahlia Fenlon		1200m	Overall	(0:12.16)			
4	1	CASTERLY ROCK	5	67.5	0:10.47	0:11.95 [5]	1.08L	0:35.66	+8
		Damien Thornton		1200m	Overall	(0:11.95)			
5	12	TULONG	11	69.1	0:10.47	0:11.99 [3]	1.12L	0:35.92	+7
		Taylor Marshall		1200m	Overall	(0:11.99)			
6	4	VERMILION KIRIN	8	66.6	0:10.32	0:12.10 [6]	1.98L	0:35.94	+4
		Georgina Cartwright		1200m	Overall	(0:12.10)			
7	3	TOTSPUR	6	65.5	0:10.44	0:12.02 [8]	2.29L	0:35.72	+6
		Dale Smith		1200m	Overall	(0:12.02)			
8	8	IL PATRIGNO	7	66.6	0:10.84	0:11.86 [10]	2.62L	0:35.53	+2
		Robbie Dolan		1000m	Overall	(0:11.86)			
9	13	WILL IT SNOW	4	67.3	0:10.55	0:12.19 [7]	2.97L	0:35.92	+2
		Jaden Lloyd		1200m	Overall	(0:12.19)			
10	5	BUSKER	9	66.4	0:10.69	0:11.80 [12]	3.8L	0:35.66	+7
		Emily Lang		1000m	Overall	(0:11.80)			



Doomben QLD Professional
Race 3: GALLOPERS SPORTS CLUB Colts, Geldings and Entires
Maiden Plate - 1350m
19 March 2025 - 14:13



Track Rating: Good 4, Weather: Fine, Rail Position: +6m Entire

Section						200m		Last 600m	
Field Times						0:12.03 (0:12.03)		0:35.95	
Rank	TAB	Horse/Jockey	Barrier	Top Speed [km/h]	Fastest Section	Margin		Distance Travelled [m]	
11	10	NINJITZOU	10	68.1	0:10.31	0:12.47 [4]	3.97L	0:36.47	+5
		Bailey Wheeler		1200m	Overall	(0:12.47)			
12	11	REMLAP KAVA	2	65.8	0:10.37	0:12.18 [11]	4.84L	0:36.12	+9
		Angela Jones		1200m	Overall	(0:12.18)			
13	9	KALAMIA KING	3	62.4	0:11.28	0:18.25 [13]	101.72L	0:48.76	+14
		Justin Stanley		1200m	Overall	(0:18.25)			



Horse/Jockey Name	Explosive Tycoon
Final Rank	1
Fastest Section Time (Section)	0:10.37 (Overall)
Top Speed [km/h] (Section)	67.0 (1200m)
Race State	Finished

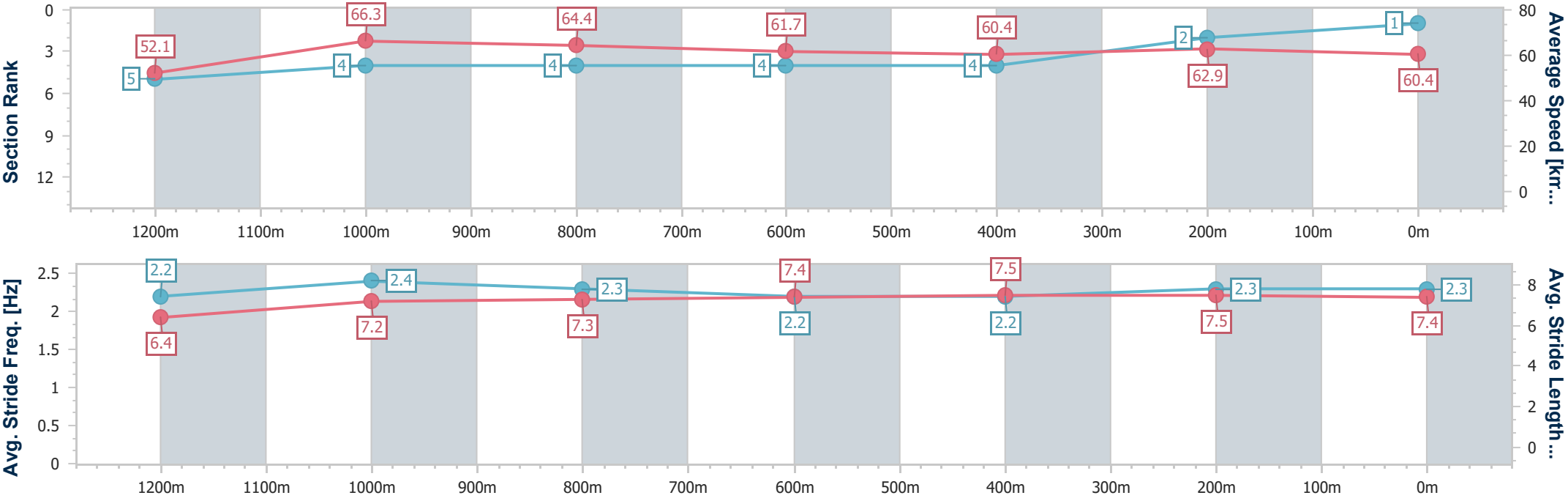


Doomben QLD Professional
Race 3: GALLOPERS SPORTS CLUB Colts, Geldings and
Entires Maiden Plate - 1350m
19 March 2025 - 14:13
Track Rating: Good 4, Weather: Fine, Rail Position: +6m Entire



BRISBANE
RACING CLUB

Section	Overall	1200m	1000m	800m	600m	400m	200m						
Section Times	1:20.24 [1] (0:10.37)	1:09.87 [5] (0:10.83)	0:59.04 [4] (0:11.37)	0:47.67 [4] (0:12.00)	0:35.67 [4] (0:12.21)	0:23.46 [4] (0:11.56)	0:11.90 [2] (0:11.90)						
Average Speed [km/h]	52.1	66.3	64.4	61.7	60.4	62.9	60.4						
Top Speed [km/h]	64.6	67.0	65.7	64.2	61.6	63.9	62.6						
Avg. Dist. to Rail [m]	8.0	6.5	6.2	5.1	4.4	4.5	5.4						
Avg. Stride Freq. [Hz]	2.2	2.4	2.3	2.2	2.2	2.3	2.3						
Avg. Stride Length [m]	6.4	7.2	7.3	7.4	7.5	7.5	7.4						





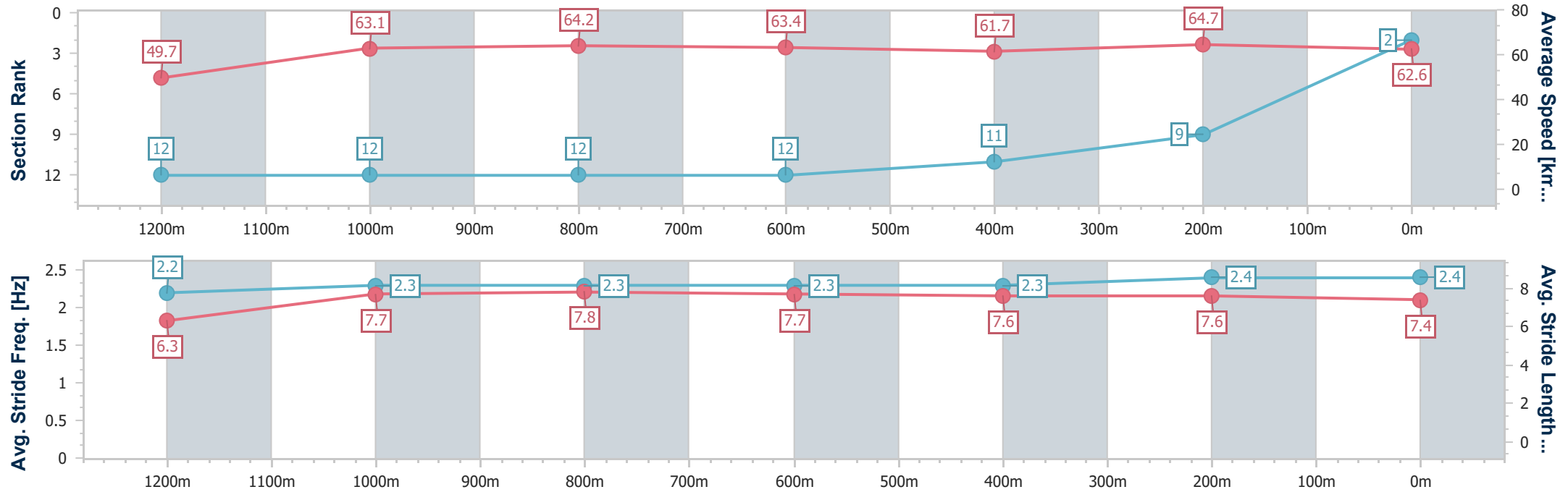
Horse/Jockey Name	National Interest
Final Rank	2
Fastest Section Time (Section)	0:10.91 (Overall)
Top Speed [km/h] (Section)	65.9 (400m)
Race State	Finished



Doomben QLD Professional
Race 3: GALLOPERS SPORTS CLUB Colts, Geldings and
Entires Maiden Plate - 1350m
19 March 2025 - 14:13
Track Rating: Good 4, Weather: Fine, Rail Position: +6m Entire



Section	Overall	1200m	1000m	800m	600m	400m	200m						
Section Times	1:20.28 [2] (0:10.91)	1:09.37 [12] (0:11.42)	0:57.95 [12] (0:11.38)	0:46.57 [12] (0:11.69)	0:34.88 [12] (0:12.09)	0:22.79 [11] (0:11.30)	0:11.49 [9] (0:11.49)						
Average Speed [km/h]	49.7	63.1	64.2	63.4	61.7	64.7	62.6						
Top Speed [km/h]	59.9	64.6	65.4	65.1	64.2	65.9	64.9						
Avg. Dist. to Rail [m]	16.4	7.9	6.6	5.8	6.5	9.0	12.8						
Avg. Stride Freq. [Hz]	2.2	2.3	2.3	2.3	2.3	2.4	2.4						
Avg. Stride Length [m]	6.3	7.7	7.8	7.7	7.6	7.6	7.4						





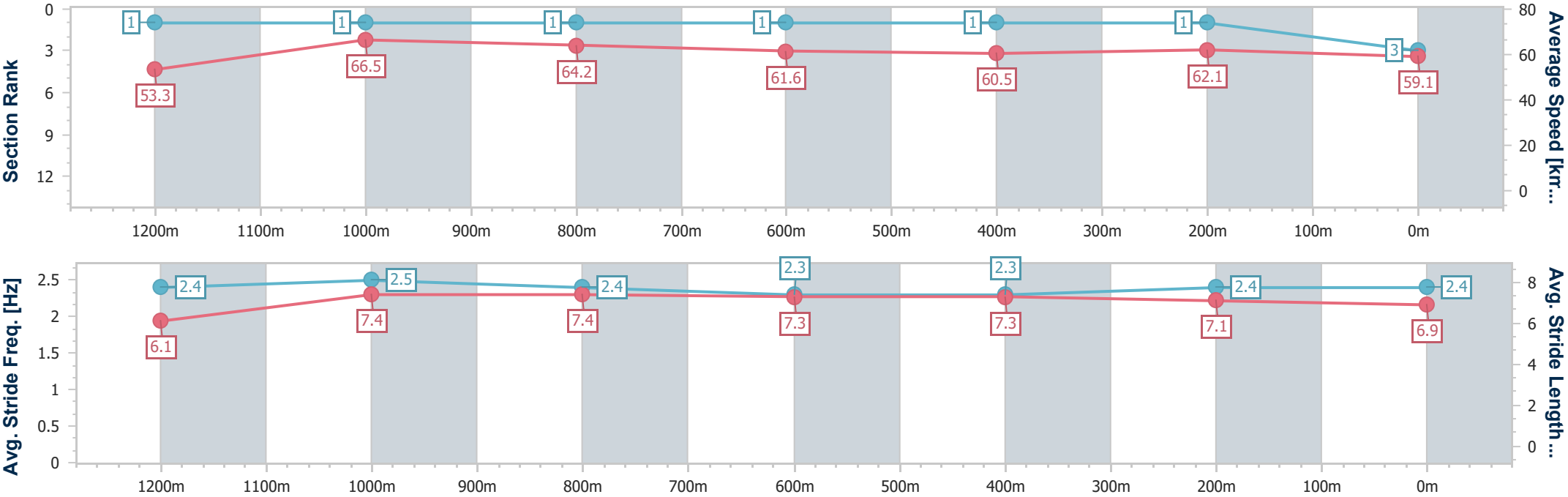
Horse/Jockey Name	Elrond
Final Rank	3
Fastest Section Time (Section)	0:10.13 (Overall)
Top Speed [km/h] (Section)	67.2 (1200m)
Race State	Finished



Doomben QLD Professional
Race 3: GALLOPERS SPORTS CLUB Colts, Geldings and
Entires Maiden Plate - 1350m
19 March 2025 - 14:13
Track Rating: Good 4, Weather: Fine, Rail Position: +6m Entire



Section	Overall	1200m	1000m	800m	600m	400m	200m						
Section Times	1:20.37 [3] (0:10.13)	1:10.24 [1] (0:10.86)	0:59.38 [1] (0:11.32)	0:48.06 [1] (0:11.98)	0:36.08 [1] (0:12.19)	0:23.89 [1] (0:11.73)	0:12.16 [1] (0:12.16)						
Average Speed [km/h]	53.3	66.5	64.2	61.6	60.5	62.1	59.1						
Top Speed [km/h]	65.7	67.2	65.6	63.1	61.1	63.8	62.5						
Avg. Dist. to Rail [m]	17.5	8.9	5.8	4.4	4.5	5.3	5.8						
Avg. Stride Freq. [Hz]	2.4	2.5	2.4	2.3	2.3	2.4	2.4						
Avg. Stride Length [m]	6.1	7.4	7.4	7.3	7.3	7.1	6.9						





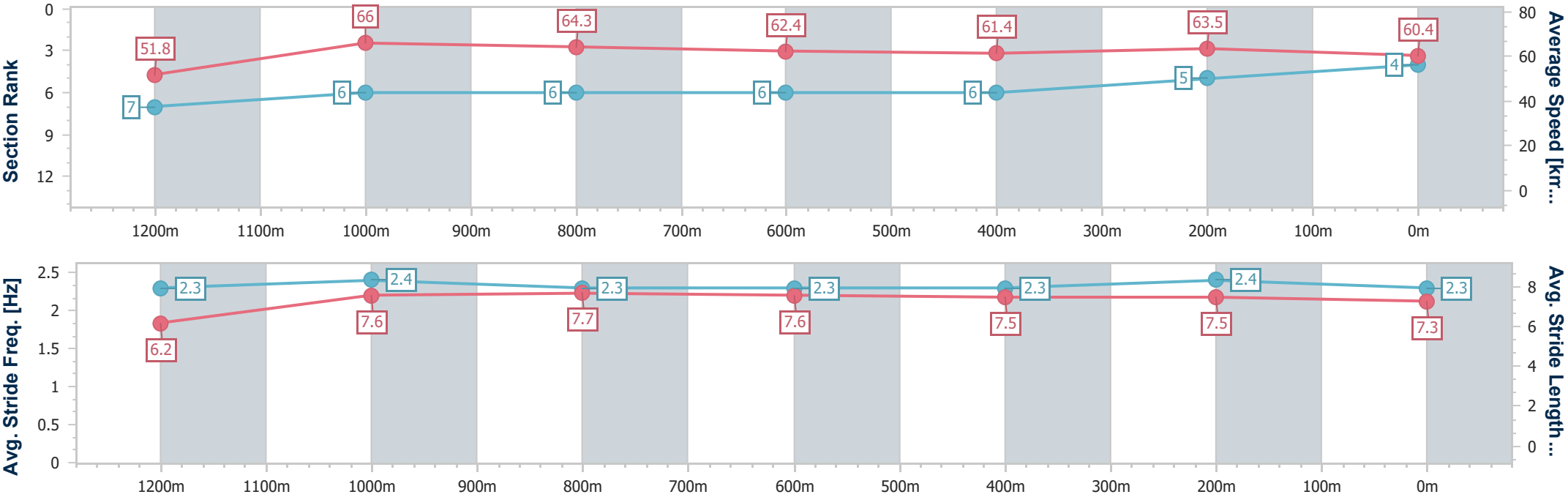
Horse/Jockey Name	Casterly Rock
Final Rank	4
Fastest Section Time (Section)	0:10.47 (Overall)
Top Speed [km/h] (Section)	67.5 (1200m)
Race State	Finished



Doomben QLD Professional
Race 3: GALLOPERS SPORTS CLUB Colts, Geldings and
Entires Maiden Plate - 1350m
19 March 2025 - 14:13
Track Rating: Good 4, Weather: Fine, Rail Position: +6m Entire



Section	Overall	1200m	1000m	800m	600m	400m	200m						
Section Times	1:20.42 [4] (0:10.47)	1:09.95 [7] (0:10.90)	0:59.05 [6] (0:11.40)	0:47.65 [6] (0:11.99)	0:35.66 [6] (0:12.23)	0:23.43 [6] (0:11.48)	0:11.95 [5] (0:11.95)						
Average Speed [km/h]	51.8	66.0	64.3	62.4	61.4	63.5	60.4						
Top Speed [km/h]	67.3	67.5	64.9	64.4	62.9	64.7	63.5						
Avg. Dist. to Rail [m]	9.8	6.7	6.7	7.2	7.6	8.4	9.7						
Avg. Stride Freq. [Hz]	2.3	2.4	2.3	2.3	2.3	2.4	2.3						
Avg. Stride Length [m]	6.2	7.6	7.7	7.6	7.5	7.5	7.3						





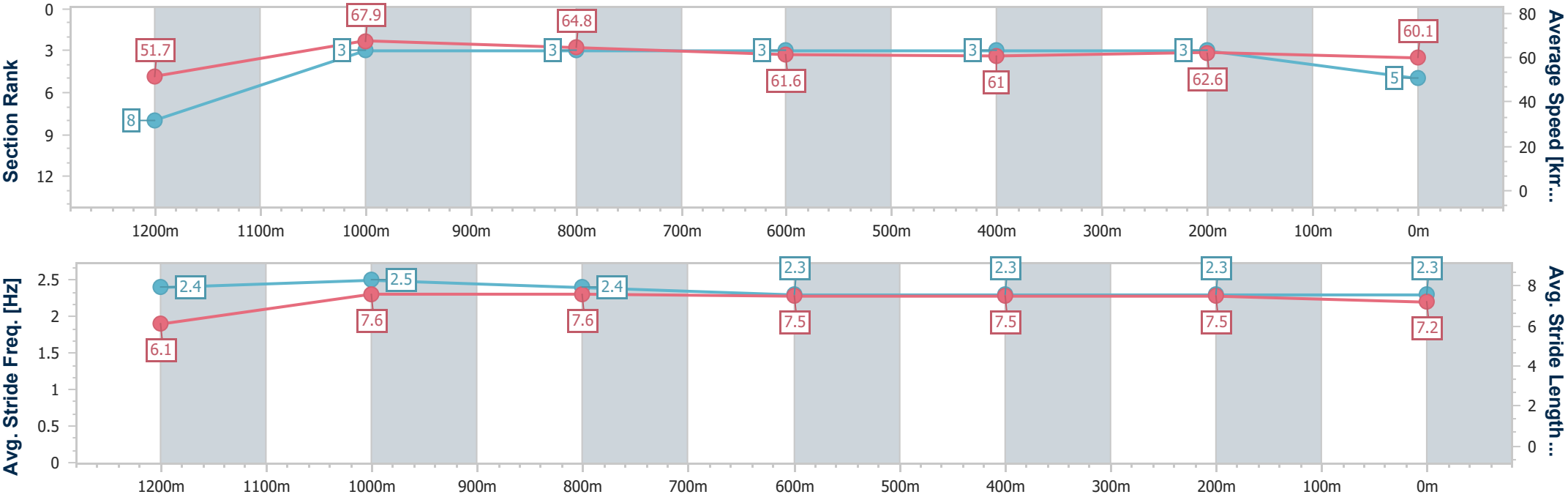
Horse/Jockey Name	Tulong
Final Rank	5
Fastest Section Time (Section)	0:10.47 (Overall)
Top Speed [km/h] (Section)	69.1 (1200m)
Race State	Finished



Doomben QLD Professional
Race 3: GALLOPERS SPORTS CLUB Colts, Geldings and
Entires Maiden Plate - 1350m
19 March 2025 - 14:13
Track Rating: Good 4, Weather: Fine, Rail Position: +6m Entire



Section	Overall	1200m	1000m	800m	600m	400m	200m						
Section Times	1:20.43 [5] (0:10.47)	1:09.96 [8] (0:10.61)	0:59.35 [3] (0:11.32)	0:48.03 [3] (0:12.11)	0:35.92 [3] (0:12.25)	0:23.67 [3] (0:11.68)	0:11.99 [3] (0:11.99)						
Average Speed [km/h]	51.7	67.9	64.8	61.6	61.0	62.6	60.1						
Top Speed [km/h]	65.8	69.1	67.1	63.1	62.0	63.6	61.9						
Avg. Dist. to Rail [m]	16.5	10.9	8.3	6.9	6.8	7.7	9.0						
Avg. Stride Freq. [Hz]	2.4	2.5	2.4	2.3	2.3	2.3	2.3						
Avg. Stride Length [m]	6.1	7.6	7.6	7.5	7.5	7.5	7.2						





Horse/Jockey Name	Vermilion Kirin
Final Rank	6
Fastest Section Time (Section)	0:10.32 (Overall)
Top Speed [km/h] (Section)	66.6 (1200m)
Race State	Finished

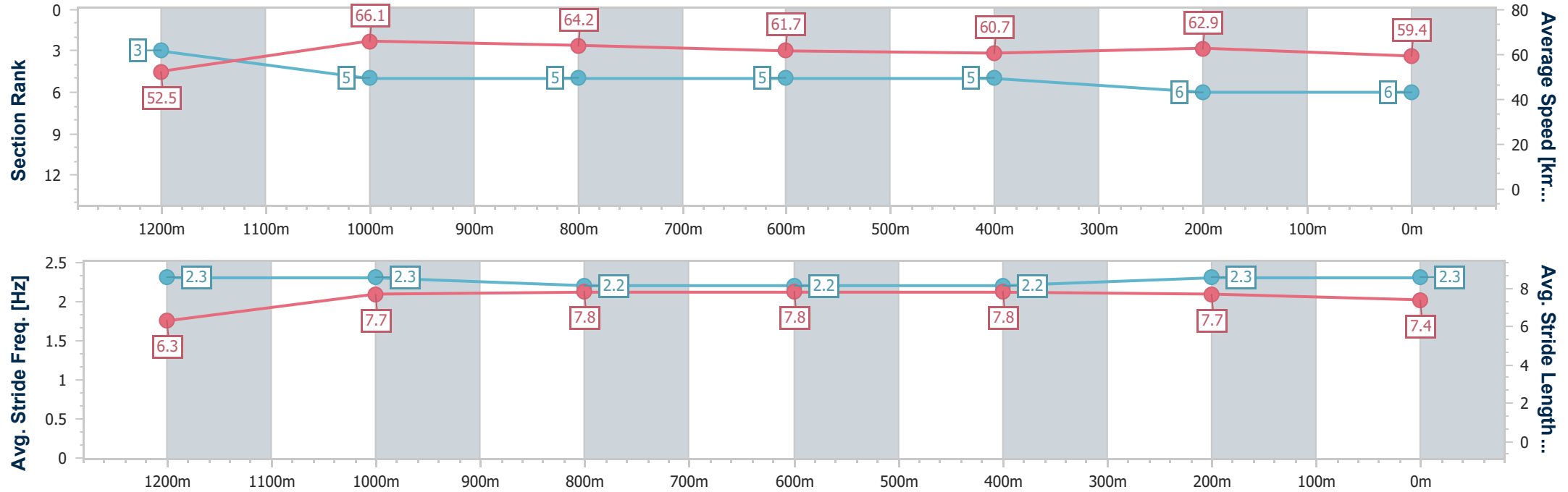


Doomben QLD Professional
Race 3: GALLOPERS SPORTS CLUB Colts, Geldings and
Entires Maiden Plate - 1350m
19 March 2025 - 14:13
Track Rating: Good 4, Weather: Fine, Rail Position: +6m Entire



BRISBANE
RACING CLUB

Section	Overall	1200m	1000m	800m	600m	400m	200m						
Section Times	1:20.58 [6] (0:10.32)	1:10.26 [3] (0:10.90)	0:59.36 [5] (0:11.35)	0:48.01 [5] (0:12.07)	0:35.94 [5] (0:12.25)	0:23.69 [5] (0:11.59)	0:12.10 [6] (0:12.10)						
Average Speed [km/h]	52.5	66.1	64.2	61.7	60.7	62.9	59.4						
Top Speed [km/h]	65.4	66.6	65.6	63.3	61.3	63.9	62.1						
Avg. Dist. to Rail [m]	13.8	8.5	7.0	6.0	5.8	6.4	6.9						
Avg. Stride Freq. [Hz]	2.3	2.3	2.2	2.2	2.2	2.3	2.3						
Avg. Stride Length [m]	6.3	7.7	7.8	7.8	7.8	7.7	7.4						





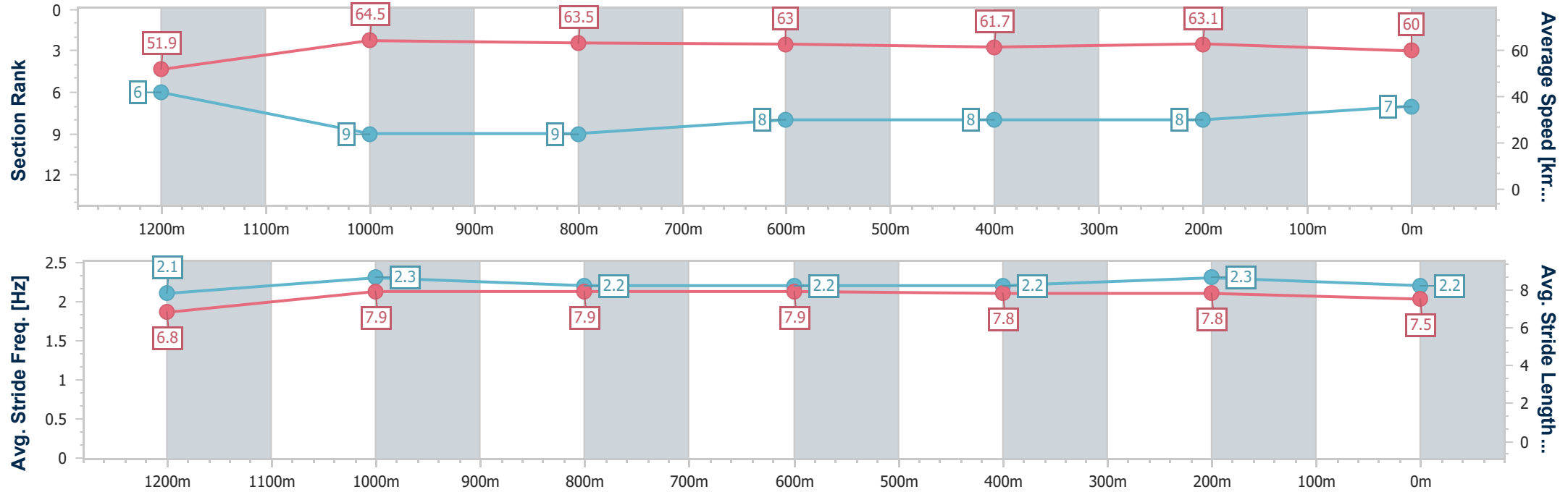
Horse/Jockey Name	Totspur
Final Rank	7
Fastest Section Time (Section)	0:10.44 (Overall)
Top Speed [km/h] (Section)	65.5 (1200m)
Race State	Finished



Doomben QLD Professional
Race 3: GALLOPERS SPORTS CLUB Colts, Geldings and
Entires Maiden Plate - 1350m
19 March 2025 - 14:13
Track Rating: Good 4, Weather: Fine, Rail Position: +6m Entire



Section	Overall	1200m	1000m	800m	600m	400m	200m						
Section Times	1:20.63 [7] (0:10.44)	1:10.19 [6] (0:11.16)	0:59.03 [9] (0:11.50)	0:47.53 [9] (0:11.81)	0:35.72 [8] (0:12.13)	0:23.59 [8] (0:11.57)	0:12.02 [8] (0:12.02)						
Average Speed [km/h]	51.9	64.5	63.5	63.0	61.7	63.1	60.0						
Top Speed [km/h]	63.2	65.5	65.4	63.4	62.4	64.2	61.2						
Avg. Dist. to Rail [m]	11.8	7.2	6.0	6.6	6.9	6.7	8.0						
Avg. Stride Freq. [Hz]	2.1	2.3	2.2	2.2	2.2	2.3	2.2						
Avg. Stride Length [m]	6.8	7.9	7.9	7.9	7.8	7.8	7.5						





Horse/Jockey Name	Il Patrigno
Final Rank	8
Fastest Section Time (Section)	0:10.84 (Overall)
Top Speed [km/h] (Section)	66.6 (1000m)
Race State	Finished

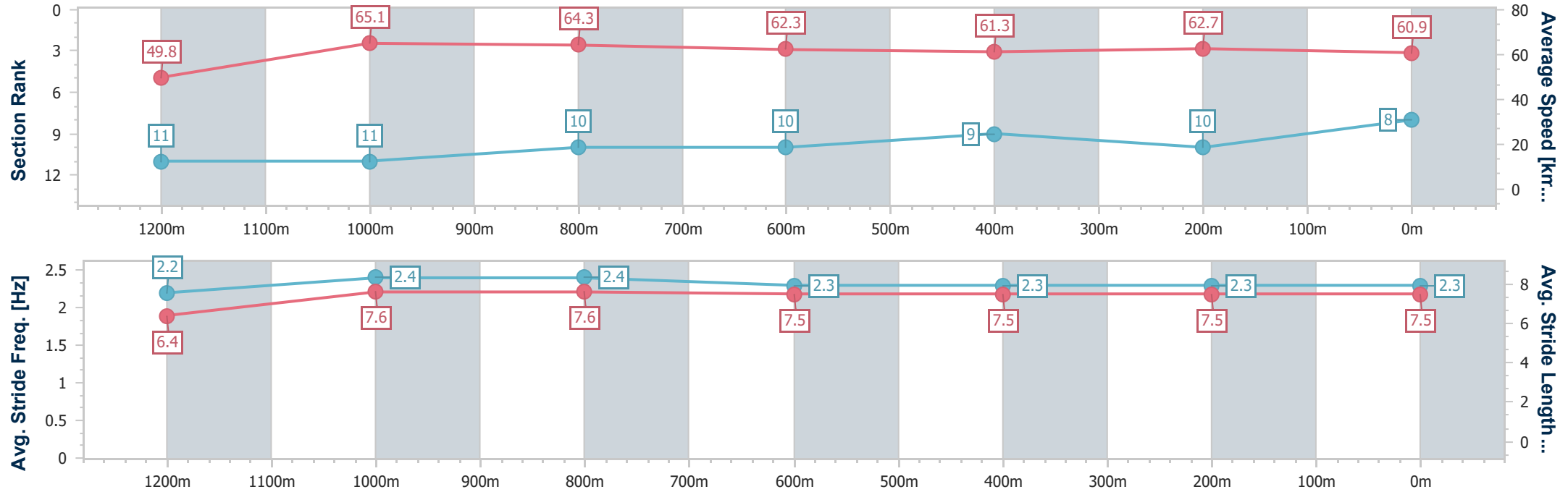


Doomben QLD Professional
Race 3: GALLOPERS SPORTS CLUB Colts, Geldings and
Entires Maiden Plate - 1350m
19 March 2025 - 14:13
Track Rating: Good 4, Weather: Fine, Rail Position: +6m Entire



BRISBANE
RACING CLUB

Section	Overall	1200m	1000m	800m	600m	400m	200m						
Section Times	1:20.69 [8] (0:10.84)	1:09.85 [11] (0:11.11)	0:58.74 [11] (0:11.32)	0:47.42 [10] (0:11.89)	0:35.53 [10] (0:12.09)	0:23.44 [9] (0:11.58)	0:11.86 [10] (0:11.86)						
Average Speed [km/h]	49.8	65.1	64.3	62.3	61.3	62.7	60.9						
Top Speed [km/h]	62.4	66.1	66.6	62.9	62.9	64.1	62.6						
Avg. Dist. to Rail [m]	11.4	6.0	5.6	5.3	5.3	6.4	8.5						
Avg. Stride Freq. [Hz]	2.2	2.4	2.4	2.3	2.3	2.3	2.3						
Avg. Stride Length [m]	6.4	7.6	7.6	7.5	7.5	7.5	7.5						





Horse/Jockey Name	Will It Snow
Final Rank	9
Fastest Section Time (Section)	0:10.55 (Overall)
Top Speed [km/h] (Section)	67.3 (1200m)
Race State	Finished

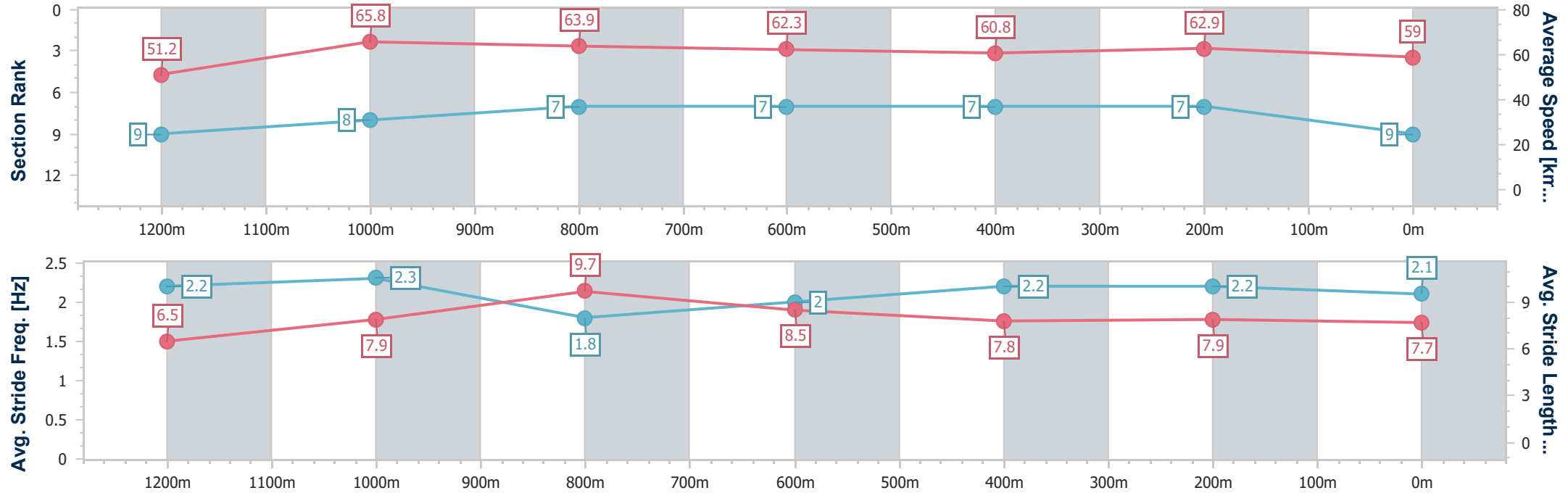


Doomben QLD Professional
Race 3: GALLOPERS SPORTS CLUB Colts, Geldings and
Entires Maiden Plate - 1350m
19 March 2025 - 14:13
Track Rating: Good 4, Weather: Fine, Rail Position: +6m Entire



BRISBANE
RACING CLUB

Section	Overall	1200m	1000m	800m	600m	400m	200m						
Section Times	1:20.75 [9] (0:10.55)	1:10.20 [9] (0:10.97)	0:59.23 [8] (0:11.39)	0:47.84 [7] (0:11.92)	0:35.92 [7] (0:12.18)	0:23.74 [7] (0:11.55)	0:12.19 [7] (0:12.19)						
Average Speed [km/h]	51.2	65.8	63.9	62.3	60.8	62.9	59.0						
Top Speed [km/h]	62.3	67.3	65.9	64.3	61.7	63.9	62.1						
Avg. Dist. to Rail [m]	10.1	6.9	5.8	5.8	4.9	4.9	5.2						
Avg. Stride Freq. [Hz]	2.2	2.3	1.8	2.0	2.2	2.2	2.1						
Avg. Stride Length [m]	6.5	7.9	9.7	8.5	7.8	7.9	7.7						





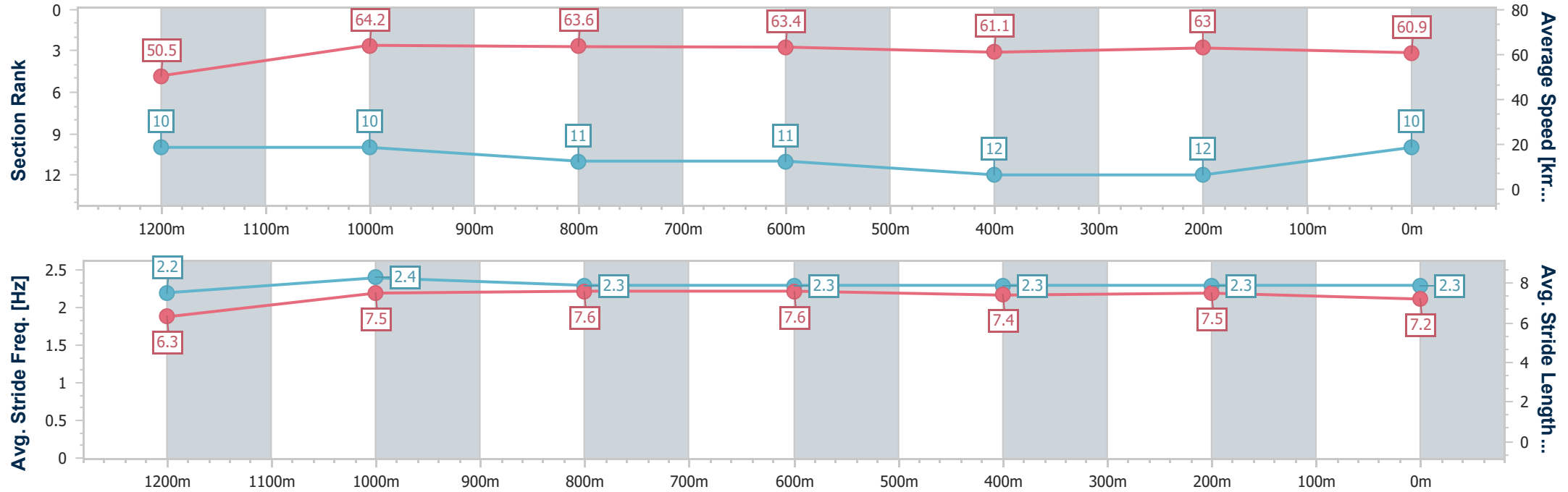
Horse/Jockey Name	Busker
Final Rank	10
Fastest Section Time (Section)	0:10.69 (Overall)
Top Speed [km/h] (Section)	66.4 (1000m)
Race State	Finished



Doomben QLD Professional
Race 3: GALLOPERS SPORTS CLUB Colts, Geldings and
Entires Maiden Plate - 1350m
19 March 2025 - 14:13
Track Rating: Good 4, Weather: Fine, Rail Position: +6m Entire



Section	Overall	1200m	1000m	800m	600m	400m	200m						
Section Times	1:20.89 [10] (0:10.69)	1:10.20 [10] (0:11.23)	0:58.97 [10] (0:11.52)	0:47.45 [11] (0:11.79)	0:35.66 [11] (0:12.30)	0:23.36 [12] (0:11.56)	0:11.80 [12] (0:11.80)						
Average Speed [km/h]	50.5	64.2	63.6	63.4	61.1	63.0	60.9						
Top Speed [km/h]	60.2	66.3	66.4	65.3	63.2	64.5	63.0						
Avg. Dist. to Rail [m]	14.4	7.9	7.2	6.9	7.5	6.4	9.6						
Avg. Stride Freq. [Hz]	2.2	2.4	2.3	2.3	2.3	2.3	2.3						
Avg. Stride Length [m]	6.3	7.5	7.6	7.6	7.4	7.5	7.2						





Horse/Jockey Name	Ninjitou
Final Rank	11
Fastest Section Time (Section)	0:10.31 (Overall)
Top Speed [km/h] (Section)	68.1 (1200m)
Race State	Finished

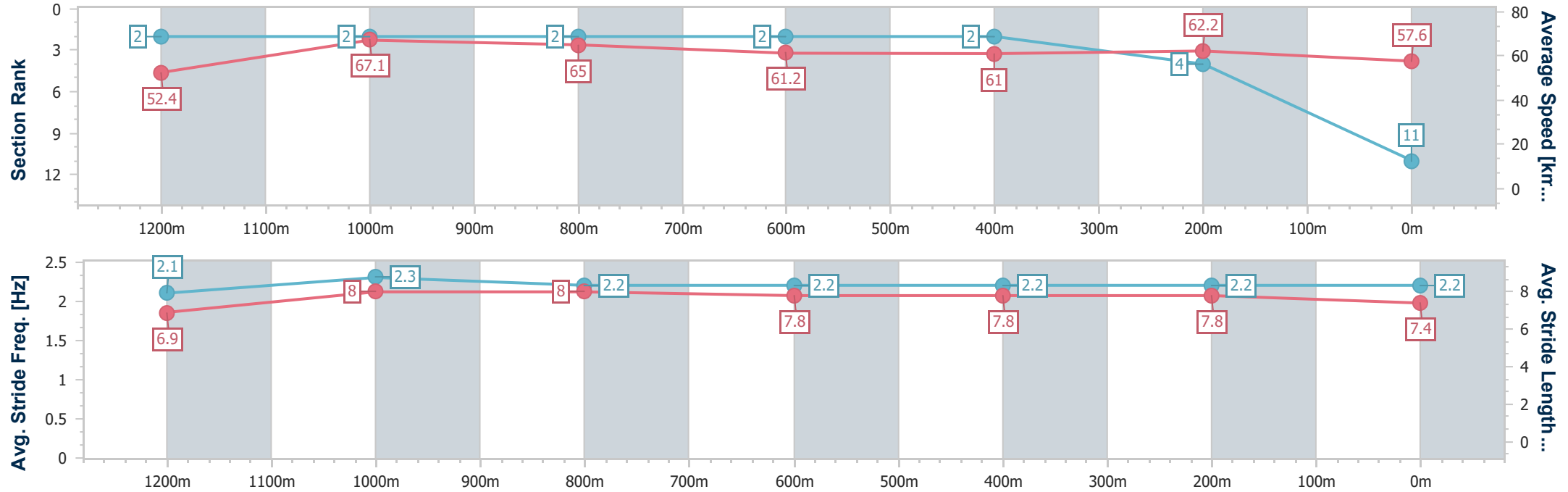


Doomben QLD Professional
Race 3: GALLOPERS SPORTS CLUB Colts, Geldings and
Entires Maiden Plate - 1350m
19 March 2025 - 14:13
Track Rating: Good 4, Weather: Fine, Rail Position: +6m Entire



BRISBANE
RACING CLUB

Section	Overall	1200m	1000m	800m	600m	400m	200m						
Section Times	1:20.92 [11] (0:10.31)	1:10.61 [2] (0:10.73)	0:59.88 [2] (0:11.27)	0:48.61 [2] (0:12.14)	0:36.47 [2] (0:12.27)	0:24.20 [2] (0:11.73)	0:12.47 [4] (0:12.47)						
Average Speed [km/h]	52.4	67.1	65.0	61.2	61.0	62.2	57.6						
Top Speed [km/h]	65.1	68.1	66.9	63.3	62.1	63.4	61.1						
Avg. Dist. to Rail [m]	15.0	9.3	7.0	6.6	6.4	6.5	6.5						
Avg. Stride Freq. [Hz]	2.1	2.3	2.2	2.2	2.2	2.2	2.2						
Avg. Stride Length [m]	6.9	8.0	8.0	7.8	7.8	7.8	7.4						





Horse/Jockey Name	Remlap Kava
Final Rank	12
Fastest Section Time (Section)	0:10.37 (Overall)
Top Speed [km/h] (Section)	65.8 (1200m)
Race State	Finished

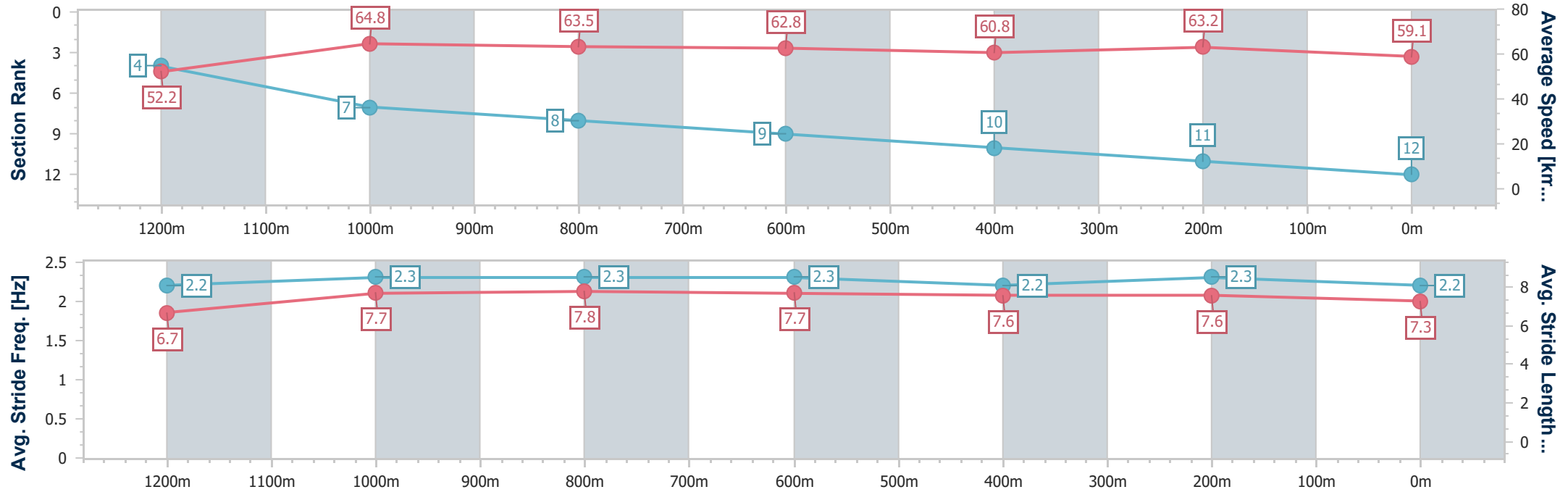


Doomben QLD Professional
Race 3: GALLOPERS SPORTS CLUB Colts, Geldings and
Entires Maiden Plate - 1350m
19 March 2025 - 14:13
Track Rating: Good 4, Weather: Fine, Rail Position: +6m Entire



BRISBANE
RACING CLUB

Section	Overall	1200m	1000m	800m	600m	400m	200m						
Section Times	1:21.06 [12] (0:10.37)	1:10.69 [4] (0:11.10)	0:59.59 [7] (0:11.51)	0:48.08 [8] (0:11.96)	0:36.12 [9] (0:12.33)	0:23.79 [10] (0:11.61)	0:12.18 [11] (0:12.18)						
Average Speed [km/h]	52.2	64.8	63.5	62.8	60.8	63.2	59.1						
Top Speed [km/h]	63.2	65.8	64.9	64.5	61.7	63.9	61.6						
Avg. Dist. to Rail [m]	8.5	7.2	7.6	7.3	7.8	9.4	11.8						
Avg. Stride Freq. [Hz]	2.2	2.3	2.3	2.3	2.2	2.3	2.2						
Avg. Stride Length [m]	6.7	7.7	7.8	7.7	7.6	7.6	7.3						





Horse/Jockey Name	Kalamia King
Final Rank	13
Fastest Section Time (Section)	0:11.28 (Overall)
Top Speed [km/h] (Section)	62.4 (1200m)
Race State	Finished

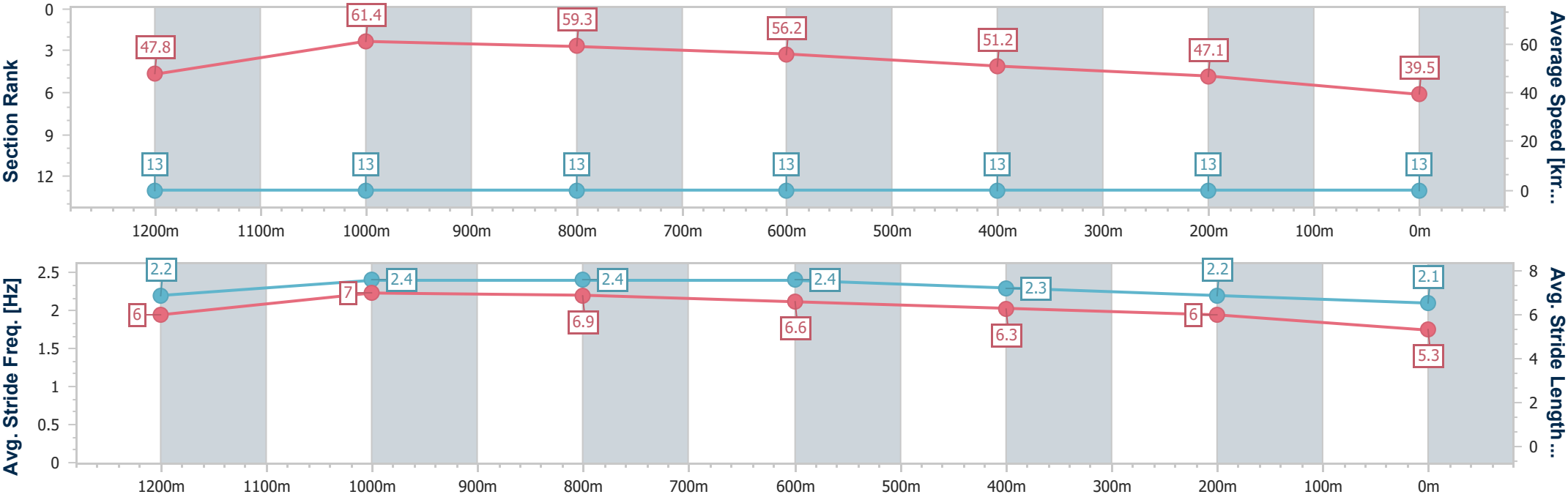


Doomben QLD Professional
Race 3: GALLOPERS SPORTS CLUB Colts, Geldings and
Entires Maiden Plate - 1350m
19 March 2025 - 14:13
Track Rating: Good 4, Weather: Fine, Rail Position: +6m Entire



BRISBANE
RACING CLUB

Section	Overall	1200m	1000m	800m	600m	400m	200m						
Section Times	1:37.53 [13] (0:11.28)	1:26.25 [13] (0:11.73)	1:14.52 [13] (0:12.41)	1:02.11 [13] (0:13.35)	0:48.76 [13] (0:14.89)	0:33.87 [13] (0:15.62)	0:18.25 [13] (0:18.25)						
Average Speed [km/h]	47.8	61.4	59.3	56.2	51.2	47.1	39.5						
Top Speed [km/h]	58.5	62.4	61.4	58.7	54.2	49.2	44.2						
Avg. Dist. to Rail [m]	8.2	7.0	8.2	8.3	10.3	11.9	11.6						
Avg. Stride Freq. [Hz]	2.2	2.4	2.4	2.4	2.3	2.2	2.1						
Avg. Stride Length [m]	6.0	7.0	6.9	6.6	6.3	6.0	5.3						





Doomben QLD Professional

Race 4: STRADBROKE SEASON BOOK NOW Class 1 Handicap - 1640m

19 March 2025 - 14:48



BRISBANE
RACING CLUB

Track Rating: Good 4, Weather: Fine, Rail Position: +6m Entire

Section						Overall	1400m	1200m	1000m	800m	600m	400m	Last 600m		
Field Times						1:39.92 (0:14.90)	1:25.02 (0:12.61)	1:12.41 (0:12.31)	1:00.10 (0:12.14)	0:47.96 (0:12.44)	0:35.52 (0:12.03)	0:23.49 (0:11.53)	0:35.52		
Rank	TAB	Horse/Jockey	Barrier	Top Speed [km/h]	Fastest Section										Distance Travelled [m]
1	10	HELLO IN THERE	7	65.4	0:11.31	1:39.92 [1]	1:25.02 [1]	1:12.12 [3]	0:59.81 [3]	0:47.41 [5]	0:35.13 [3]	0:23.26 [3]	0:35.13		
		Mark Du Plessis		400m	400m	(0:14.90)	(0:12.90)	(0:12.31)	(0:12.40)	(0:12.28)	(0:11.87)	(0:11.31)			
2	1	CARPACCIO	9	67.8	0:11.02	1:40.00 [2]	1:24.09 [9]	1:11.61 [9]	0:59.29 [8]	0:47.01 [8]	0:34.52 [8]	0:22.52 [9]	0:34.52	+15	
		Luke Dempsey		400m	400m	(0:15.91)	(0:12.48)	(0:12.32)	(0:12.28)	(0:12.49)	(0:12.00)	(0:11.02)			
3	4	COOL PANELS	2	65.0	0:11.38	1:40.16 [3]	1:25.04 [3]	1:12.43 [2]	1:00.03 [4]	0:47.72 [3]	0:35.32 [4]	0:23.37 [4]	0:35.32	+9	
		Georgina Cartwright		400m	400m	(0:15.12)	(0:12.61)	(0:12.40)	(0:12.31)	(0:12.40)	(0:11.95)	(0:11.38)			
4	3	SHAKE'N'BAKE	1	65.1	0:11.42	1:40.23 [4]	1:25.16 [2]	1:12.25 [5]	1:00.04 [5]	0:47.78 [4]	0:35.37 [5]	0:23.30 [5]	0:35.37	+9	
		Bailey Wheeler		400m	400m	(0:15.07)	(0:12.91)	(0:12.21)	(0:12.26)	(0:12.41)	(0:12.07)	(0:11.42)			
5	8	LASQUETI BOOM	6	65.5	0:11.28	1:40.36 [5]	1:24.56 [8]	1:12.03 [8]	0:59.65 [8]	0:47.34 [9]	0:34.87 [9]	0:22.89 [8]	0:34.87	+10	
		Tahlia Fenlon		400m	400m	(0:15.80)	(0:12.53)	(0:12.38)	(0:12.31)	(0:12.47)	(0:11.98)	(0:11.28)			
6	6	ARISTELLA	8	64.8	0:11.48	1:40.39 [6]	1:24.75 [7]	1:12.40 [6]	0:59.99 [6]	0:47.64 [6]	0:35.30 [6]	0:23.35 [6]	0:35.30	+9	
		Angela Jones		400m	400m	(0:15.64)	(0:12.35)	(0:12.41)	(0:12.35)	(0:12.34)	(0:11.95)	(0:11.48)			
7	7	THE KHAN	4	63.1	0:11.74	1:40.43 [7]	1:25.12 [4]	1:12.53 [4]	1:00.47 [2]	0:48.39 [2]	0:35.98 [2]	0:23.86 [2]	0:35.98	+13	
		Cejay Graham		600m	400m	(0:15.31)	(0:12.59)	(0:12.06)	(0:12.08)	(0:12.41)	(0:12.12)	(0:11.74)			
8	5	WHISKY TRAIN	3	63.8	0:11.53	1:40.51 [8]	1:25.10 [5]	1:13.00 [1]	1:00.69 [1]	0:48.55 [1]	0:36.11 [1]	0:24.08 [1]	0:36.11	+6	
		Michael Rodd		400m	400m	(0:15.41)	(0:12.10)	(0:12.31)	(0:12.14)	(0:12.44)	(0:12.03)	(0:11.53)			
9	9	WANDILLA	5	63.3	0:11.61	1:41.14 [9]	1:25.64 [6]	1:12.98 [7]	1:00.64 [7]	0:48.36 [7]	0:35.97 [7]	0:23.94 [7]	0:35.97	+6	
		Taylor Marshall		400m	400m	(0:15.50)	(0:12.66)	(0:12.34)	(0:12.28)	(0:12.39)	(0:12.03)	(0:11.61)			

Scratched: Explicable (#2)



Doomben QLD Professional

Race 4: STRADBROKE SEASON BOOK NOW Class 1 Handicap - 1640m

19 March 2025 - 14:48



BRISBANE
RACING CLUB

Track Rating: Good 4, Weather: Fine, Rail Position: +6m Entire

Section Field Times				200m 0:11.96 (0:11.96)				Last 600m 0:35.52	
Rank	TAB	Horse/Jockey	Barrier	Top Speed [km/h]	Fastest Section	Margin		Distance Travelled [m]	
1	10	HELLO IN THERE	7	65.4	0:11.31	0:11.95 [2]	1:39.92	0:35.13	
		Mark Du Plessis		400m	400m	(0:11.95)			
2	1	CARPACCIO	9	67.8	0:11.02	0:11.50 [6]	0.43L	0:34.52	+15
		Luke Dempsey		400m	400m	(0:11.50)			
3	4	COOL PANELS	2	65.0	0:11.38	0:11.99 [3]	1.36L	0:35.32	+9
		Georgina Cartwright		400m	400m	(0:11.99)			
4	3	SHAKE'N'BAKE	1	65.1	0:11.42	0:11.88 [5]	1.81L	0:35.37	+9
		Bailey Wheeler		400m	400m	(0:11.88)			
5	8	LASQUETI BOOM	6	65.5	0:11.28	0:11.61 [8]	2.56L	0:34.87	+10
		Tahlia Fenlon		400m	400m	(0:11.61)			
6	6	ARISTELLA	8	64.8	0:11.48	0:11.87 [7]	2.74L	0:35.30	+9
		Angela Jones		400m	400m	(0:11.87)			
7	7	THE KHAN	4	63.1	0:11.74	0:12.12 [4]	2.98L	0:35.98	+13
		Cejay Graham		600m	400m	(0:12.12)			
8	5	WHISKY TRAIN	3	63.8	0:11.53	0:12.55 [1]	3.45L	0:36.11	+6
		Michael Rodd		400m	400m	(0:12.55)			
9	9	WANDILLA	5	63.3	0:11.61	0:12.33 [9]	7.15L	0:35.97	+6
		Taylor Marshall		400m	400m	(0:12.33)			

Scratched: Explicable (#2)



Horse/Jockey Name	Hello In There
Final Rank	1
Fastest Section Time (Section)	0:11.31 (400m)
Top Speed [km/h] (Section)	65.4 (400m)
Race State	Finished

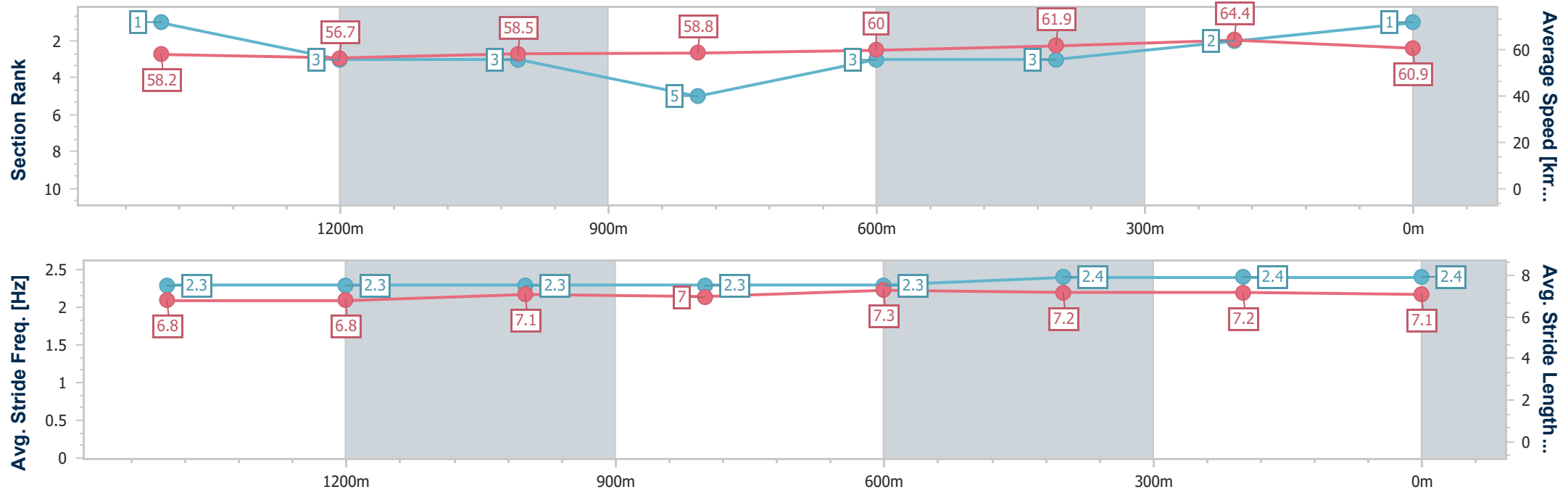


Doomben QLD Professional
Race 4: STRADBROKE SEASON BOOK NOW Class 1 Handicap
- 1640m
19 March 2025 - 14:48
Track Rating: Good 4, Weather: Fine, Rail Position: +6m Entire



BRISBANE
RACING CLUB

Section	Overall	1400m	1200m	1000m	800m	600m	400m	200m					
Section Times	1:39.92 [1] (0:14.90)	1:25.02 [1] (0:12.90)	1:12.12 [3] (0:12.31)	0:59.81 [3] (0:12.40)	0:47.41 [5] (0:12.28)	0:35.13 [3] (0:11.87)	0:23.26 [3] (0:11.31)	0:11.95 [2] (0:11.95)					
Average Speed [km/h]	58.2	56.7	58.5	58.8	60.0	61.9	64.4	60.9					
Top Speed [km/h]	61.3	58.2	60.4	60.3	61.5	64.0	65.4	63.2					
Avg. Dist. to Rail [m]	7.7	2.4	3.9	5.8	4.1	4.0	6.4	5.9					
Avg. Stride Freq. [Hz]	2.3	2.3	2.3	2.3	2.3	2.4	2.4	2.4					
Avg. Stride Length [m]	6.8	6.8	7.1	7.0	7.3	7.2	7.2	7.1					



[] Ranking at each section and finish
-.-.- No data available at this section
NA No data available



Horse/Jockey Name	Carpaccio
Final Rank	2
Fastest Section Time (Section)	0:11.02 (400m)
Top Speed [km/h] (Section)	67.8 (400m)
Race State	Finished

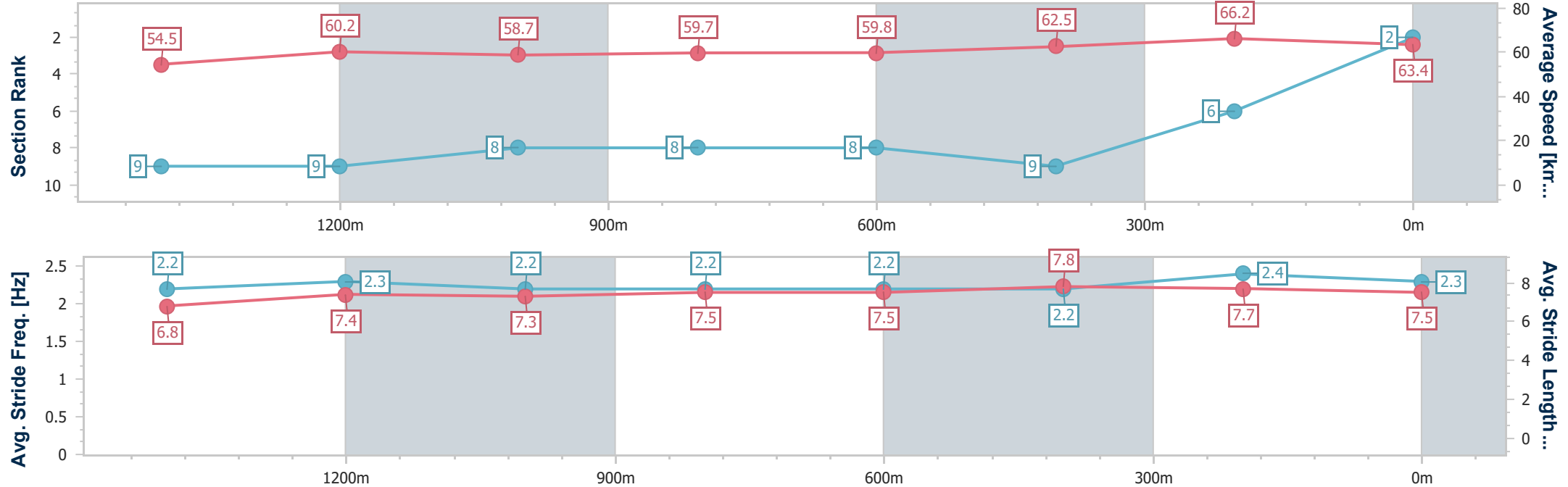


Doomben QLD Professional
Race 4: STRADBROKE SEASON BOOK NOW Class 1 Handicap
- 1640m
19 March 2025 - 14:48
Track Rating: Good 4, Weather: Fine, Rail Position: +6m Entire



BRISBANE
RACING CLUB

Section	Overall	1400m	1200m	1000m	800m	600m	400m	200m					
Section Times	1:40.00 [2] (0:15.91)	1:24.09 [9] (0:12.48)	1:11.61 [9] (0:12.32)	0:59.29 [8] (0:12.28)	0:47.01 [8] (0:12.49)	0:34.52 [8] (0:12.00)	0:22.52 [9] (0:11.02)	0:11.50 [6] (0:11.50)					
Average Speed [km/h]	54.5	60.2	58.7	59.7	59.8	62.5	66.2	63.4					
Top Speed [km/h]	61.3	62.5	60.9	60.9	62.9	65.6	67.8	64.5					
Avg. Dist. to Rail [m]	9.9	6.5	7.4	6.6	7.2	7.1	8.6	8.2					
Avg. Stride Freq. [Hz]	2.2	2.3	2.2	2.2	2.2	2.2	2.4	2.3					
Avg. Stride Length [m]	6.8	7.4	7.3	7.5	7.5	7.8	7.7	7.5					



[] Ranking at each section and finish
-.-.- No data available at this section
NA No data available



Horse/Jockey Name	Cool Panels
Final Rank	3
Fastest Section Time (Section)	0:11.38 (400m)
Top Speed [km/h] (Section)	65.0 (400m)
Race State	Finished

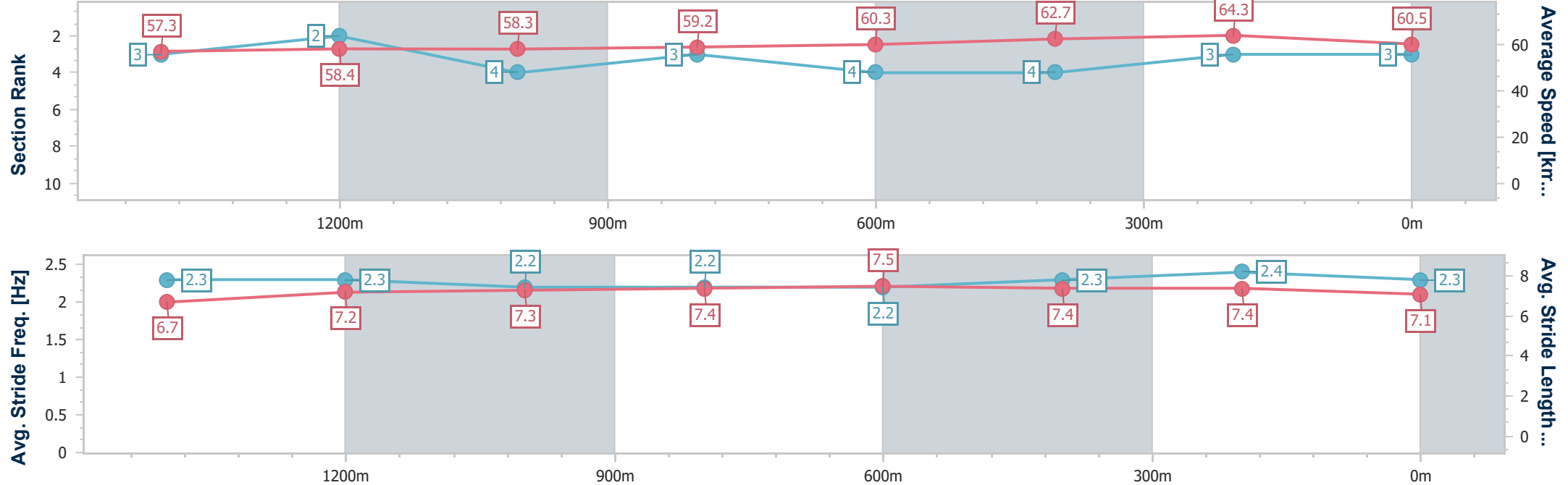


Doomben QLD Professional
Race 4: STRADBROKE SEASON BOOK NOW Class 1 Handicap
- 1640m
19 March 2025 - 14:48
Track Rating: Good 4, Weather: Fine, Rail Position: +6m Entire



BRISBANE
RACING CLUB

Section	Overall	1400m	1200m	1000m	800m	600m	400m	200m					
Section Times	1:40.16 [3] (0:15.12)	1:25.04 [3] (0:12.61)	1:12.43 [2] (0:12.40)	1:00.03 [4] (0:12.31)	0:47.72 [3] (0:12.40)	0:35.32 [4] (0:11.95)	0:23.37 [4] (0:11.38)	0:11.99 [3] (0:11.99)					
Average Speed [km/h]	57.3	58.4	58.3	59.2	60.3	62.7	64.3	60.5					
Top Speed [km/h]	61.8	61.8	59.7	60.8	62.4	64.5	65.0	62.5					
Avg. Dist. to Rail [m]	4.7	3.8	5.3	6.0	6.6	7.3	9.1	8.9					
Avg. Stride Freq. [Hz]	2.3	2.3	2.2	2.2	2.2	2.3	2.4	2.3					
Avg. Stride Length [m]	6.7	7.2	7.3	7.4	7.5	7.4	7.4	7.1					



[] Ranking at each section and finish
- - - - No data available at this section
NA No data available



Horse/Jockey Name	Shake'n'bake
Final Rank	4
Fastest Section Time (Section)	0:11.42 (400m)
Top Speed [km/h] (Section)	65.1 (400m)
Race State	Finished

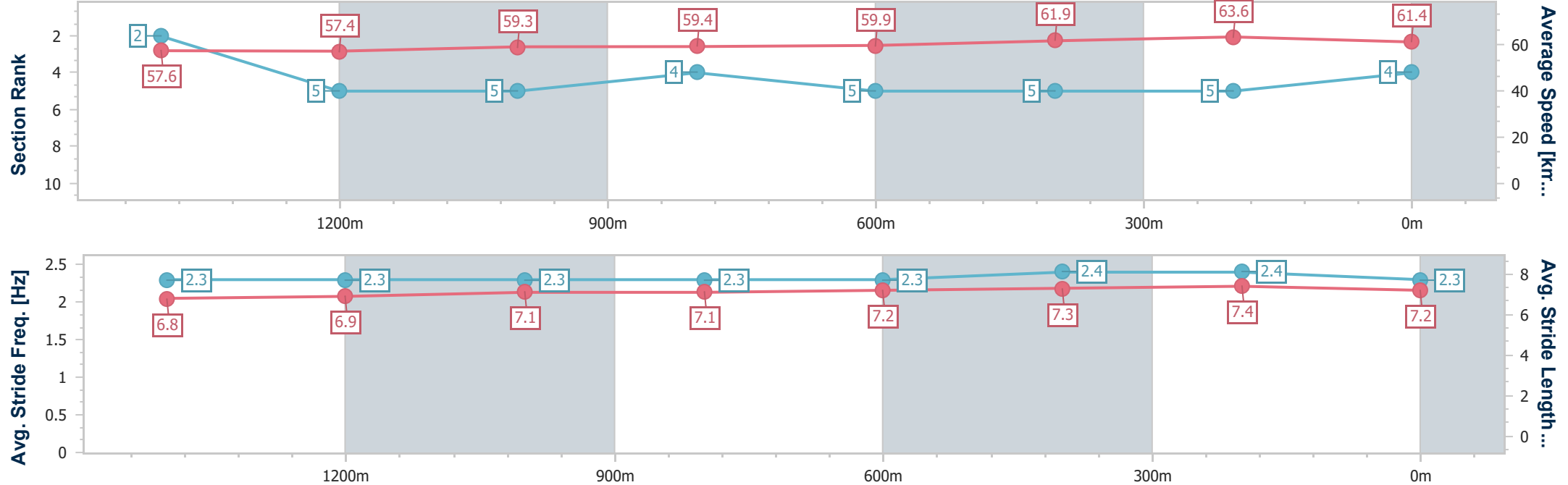


Doomben QLD Professional
Race 4: STRADBROKE SEASON BOOK NOW Class 1 Handicap
- 1640m
19 March 2025 - 14:48
Track Rating: Good 4, Weather: Fine, Rail Position: +6m Entire



BRISBANE
RACING CLUB

Section	Overall	1400m	1200m	1000m	800m	600m	400m	200m					
Section Times	1:40.23 [4] (0:15.07)	1:25.16 [2] (0:12.91)	1:12.25 [5] (0:12.21)	1:00.04 [5] (0:12.26)	0:47.78 [4] (0:12.41)	0:35.37 [5] (0:12.07)	0:23.30 [5] (0:11.42)	0:11.88 [5] (0:11.88)					
Average Speed [km/h]	57.6	57.4	59.3	59.4	59.9	61.9	63.6	61.4					
Top Speed [km/h]	60.8	59.1	60.9	61.0	63.0	63.7	65.1	62.6					
Avg. Dist. to Rail [m]	4.9	4.7	5.6	5.6	6.4	6.4	4.5	5.2					
Avg. Stride Freq. [Hz]	2.3	2.3	2.3	2.3	2.3	2.4	2.4	2.3					
Avg. Stride Length [m]	6.8	6.9	7.1	7.1	7.2	7.3	7.4	7.2					



[] Ranking at each section and finish
- - - - No data available at this section
NA No data available



Horse/Jockey Name	Lasqueti Boom
Final Rank	5
Fastest Section Time (Section)	0:11.28 (400m)
Top Speed [km/h] (Section)	65.5 (400m)
Race State	Finished

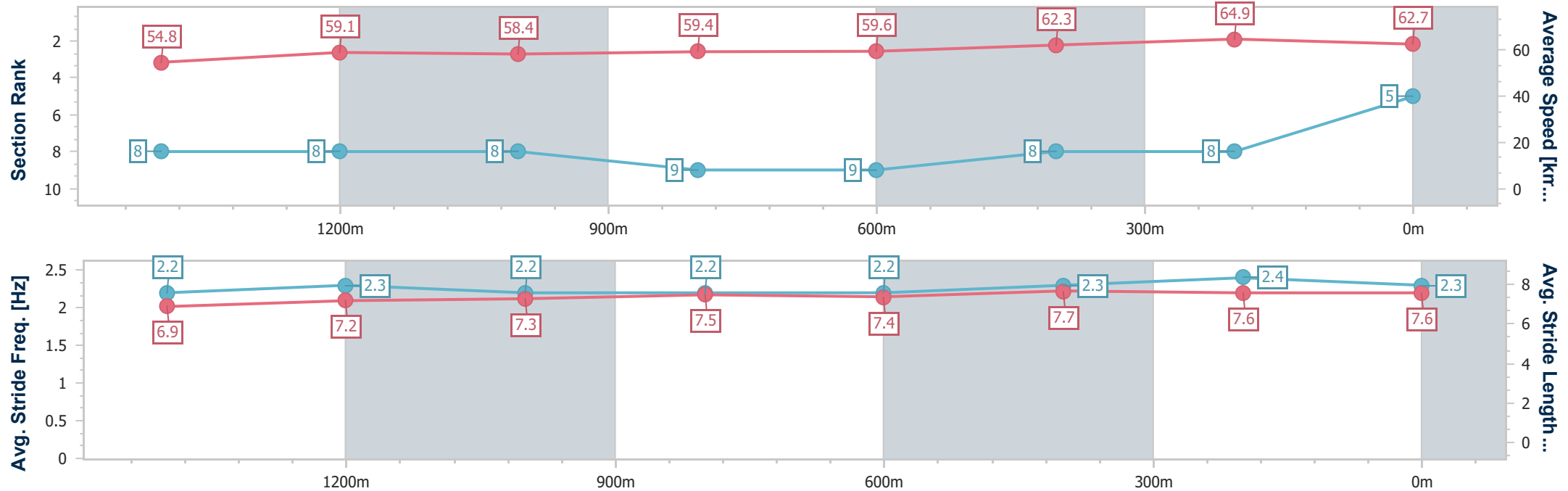


Doomben QLD Professional
Race 4: STRADBROKE SEASON BOOK NOW Class 1 Handicap
- 1640m
19 March 2025 - 14:48
Track Rating: Good 4, Weather: Fine, Rail Position: +6m Entire



BRISBANE
RACING CLUB

Section	Overall	1400m	1200m	1000m	800m	600m	400m	200m					
Section Times	1:40.36 [5] (0:15.80)	1:24.56 [8] (0:12.53)	1:12.03 [8] (0:12.38)	0:59.65 [8] (0:12.31)	0:47.34 [9] (0:12.47)	0:34.87 [9] (0:11.98)	0:22.89 [8] (0:11.28)	0:11.61 [8] (0:11.61)					
Average Speed [km/h]	54.8	59.1	58.4	59.4	59.6	62.3	64.9	62.7					
Top Speed [km/h]	62.3	62.3	61.4	60.6	62.6	63.9	65.5	64.1					
Avg. Dist. to Rail [m]	6.4	4.2	6.7	6.4	6.7	6.2	7.3	7.3					
Avg. Stride Freq. [Hz]	2.2	2.3	2.2	2.2	2.2	2.3	2.4	2.3					
Avg. Stride Length [m]	6.9	7.2	7.3	7.5	7.4	7.7	7.6	7.6					





Horse/Jockey Name	Aristella
Final Rank	6
Fastest Section Time (Section)	0:11.48 (400m)
Top Speed [km/h] (Section)	64.8 (400m)
Race State	Finished

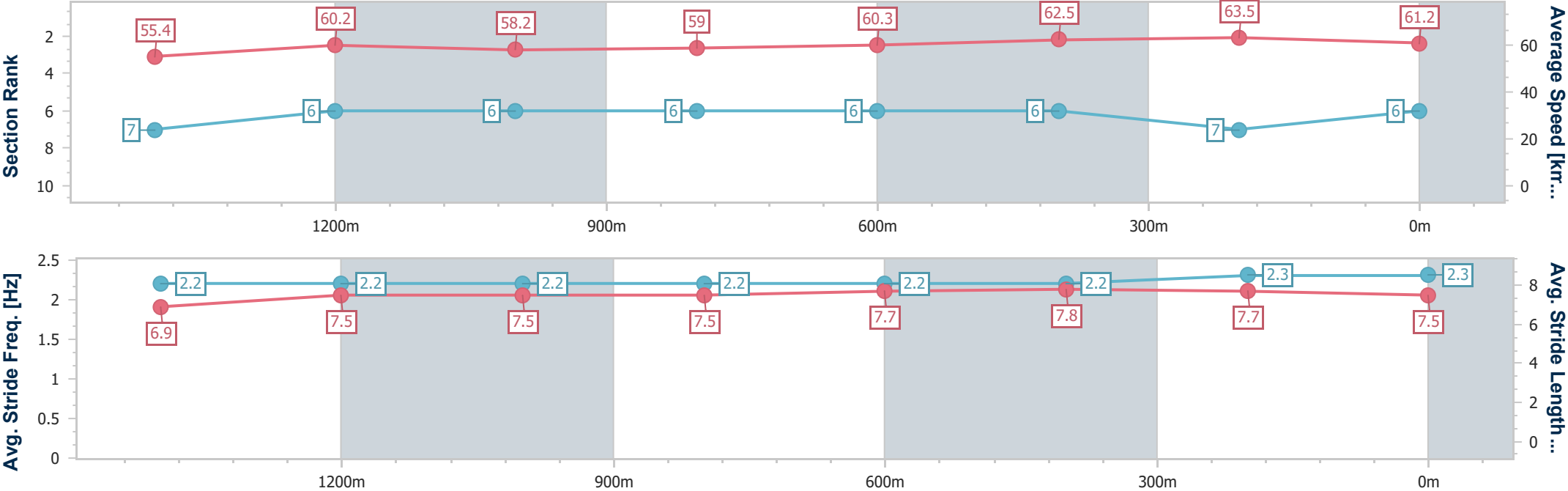


Doomben QLD Professional
Race 4: STRADBROKE SEASON BOOK NOW Class 1 Handicap
- 1640m
19 March 2025 - 14:48
Track Rating: Good 4, Weather: Fine, Rail Position: +6m Entire



BRISBANE
RACING CLUB

Section	Overall	1400m	1200m	1000m	800m	600m	400m	200m					
Section Times	1:40.39 [6] (0:15.64)	1:24.75 [7] (0:12.35)	1:12.40 [6] (0:12.41)	0:59.99 [6] (0:12.35)	0:47.64 [6] (0:12.34)	0:35.30 [6] (0:11.95)	0:23.35 [6] (0:11.48)	0:11.87 [7] (0:11.87)					
Average Speed [km/h]	55.4	60.2	58.2	59.0	60.3	62.5	63.5	61.2					
Top Speed [km/h]	61.5	62.8	60.2	60.4	62.0	63.4	64.8	62.6					
Avg. Dist. to Rail [m]	8.3	4.7	5.9	6.1	6.0	6.2	8.6	8.7					
Avg. Stride Freq. [Hz]	2.2	2.2	2.2	2.2	2.2	2.2	2.3	2.3					
Avg. Stride Length [m]	6.9	7.5	7.5	7.5	7.7	7.8	7.7	7.5					





Horse/Jockey Name	The Khan
Final Rank	7
Fastest Section Time (Section)	0:11.74 (400m)
Top Speed [km/h] (Section)	63.1 (600m)
Race State	Finished

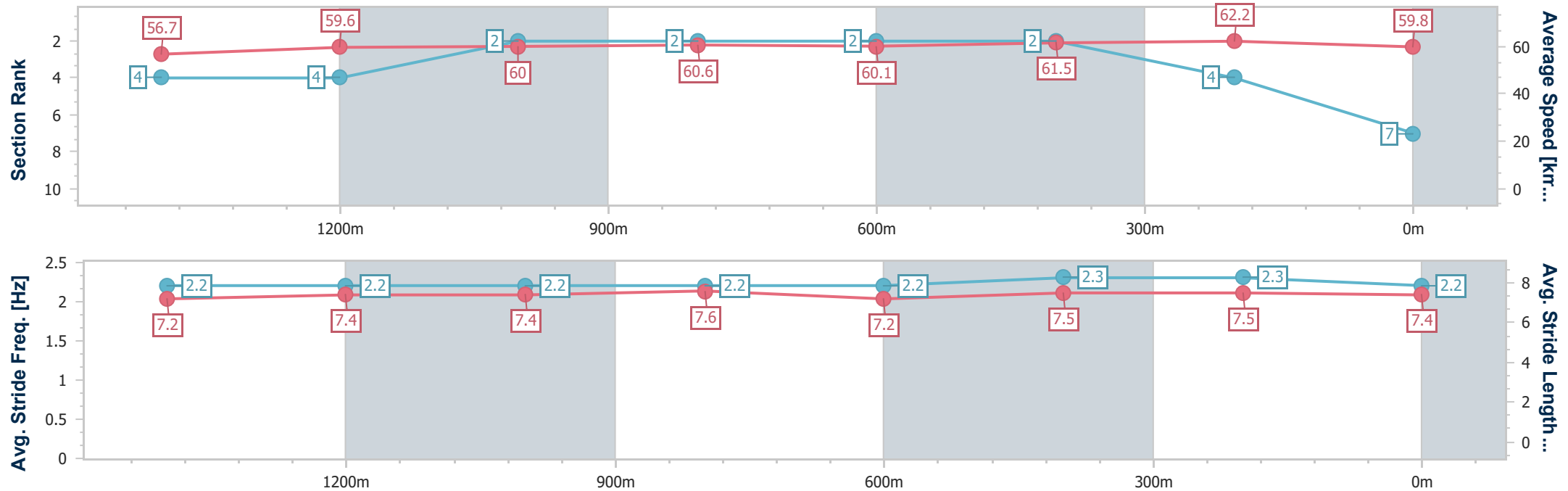


Doomben QLD Professional
Race 4: STRADBROKE SEASON BOOK NOW Class 1 Handicap
- 1640m
19 March 2025 - 14:48
Track Rating: Good 4, Weather: Fine, Rail Position: +6m Entire



BRISBANE
RACING CLUB

Section	Overall	1400m	1200m	1000m	800m	600m	400m	200m					
Section Times	1:40.43 [7] (0:15.31)	1:25.12 [4] (0:12.59)	1:12.53 [4] (0:12.06)	1:00.47 [2] (0:12.08)	0:48.39 [2] (0:12.41)	0:35.98 [2] (0:12.12)	0:23.86 [2] (0:11.74)	0:12.12 [4] (0:12.12)					
Average Speed [km/h]	56.7	59.6	60.0	60.6	60.1	61.5	62.2	59.8					
Top Speed [km/h]	60.3	61.4	61.0	61.7	61.1	63.1	62.9	61.0					
Avg. Dist. to Rail [m]	7.2	6.4	6.9	7.0	6.9	6.7	7.1	8.2					
Avg. Stride Freq. [Hz]	2.2	2.2	2.2	2.2	2.2	2.3	2.3	2.2					
Avg. Stride Length [m]	7.2	7.4	7.4	7.6	7.2	7.5	7.5	7.4					





Horse/Jockey Name	Whisky Train
Final Rank	8
Fastest Section Time (Section)	0:11.53 (400m)
Top Speed [km/h] (Section)	63.8 (400m)
Race State	Finished

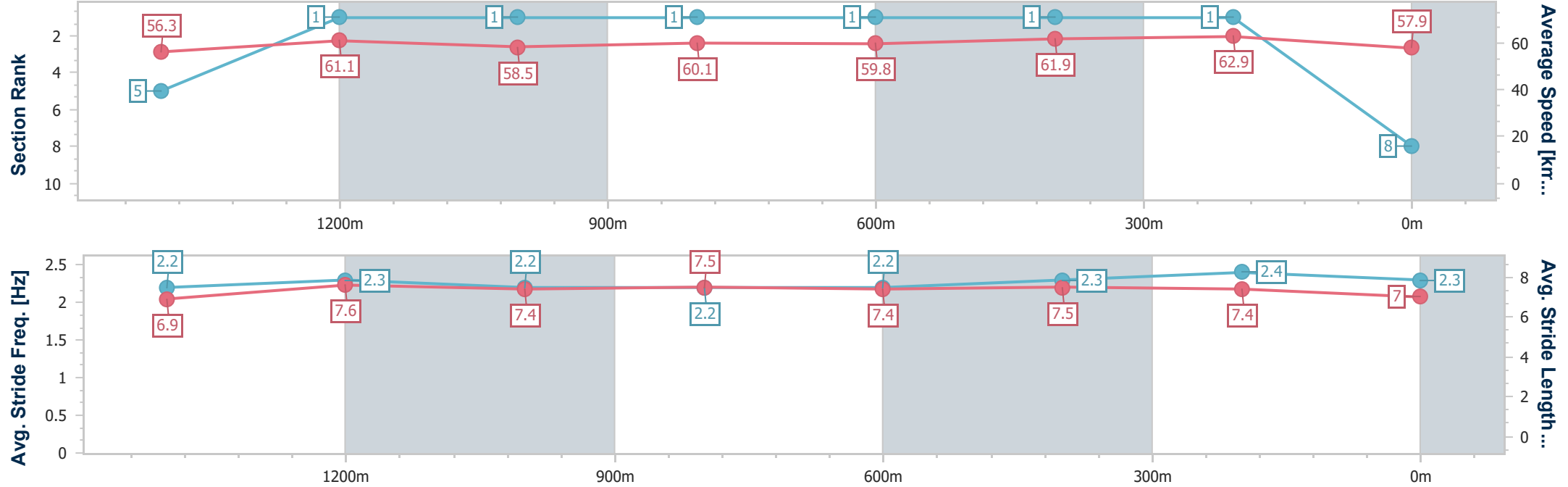


Doomben QLD Professional
Race 4: STRADBROKE SEASON BOOK NOW Class 1 Handicap
- 1640m
19 March 2025 - 14:48
Track Rating: Good 4, Weather: Fine, Rail Position: +6m Entire



BRISBANE
RACING CLUB

Section	Overall	1400m	1200m	1000m	800m	600m	400m	200m					
Section Times	1:40.51 [8] (0:15.41)	1:25.10 [5] (0:12.10)	1:13.00 [1] (0:12.31)	1:00.69 [1] (0:12.14)	0:48.55 [1] (0:12.44)	0:36.11 [1] (0:12.03)	0:24.08 [1] (0:11.53)	0:12.55 [1] (0:12.55)					
Average Speed [km/h]	56.3	61.1	58.5	60.1	59.8	61.9	62.9	57.9					
Top Speed [km/h]	61.8	63.0	62.3	62.0	61.6	63.5	63.8	61.7					
Avg. Dist. to Rail [m]	4.4	4.2	5.6	5.2	6.2	5.8	4.4	4.7					
Avg. Stride Freq. [Hz]	2.2	2.3	2.2	2.2	2.2	2.3	2.4	2.3					
Avg. Stride Length [m]	6.9	7.6	7.4	7.5	7.4	7.5	7.4	7.0					





Horse/Jockey Name	Wandilla
Final Rank	9
Fastest Section Time (Section)	0:11.61 (400m)
Top Speed [km/h] (Section)	63.3 (400m)
Race State	Finished

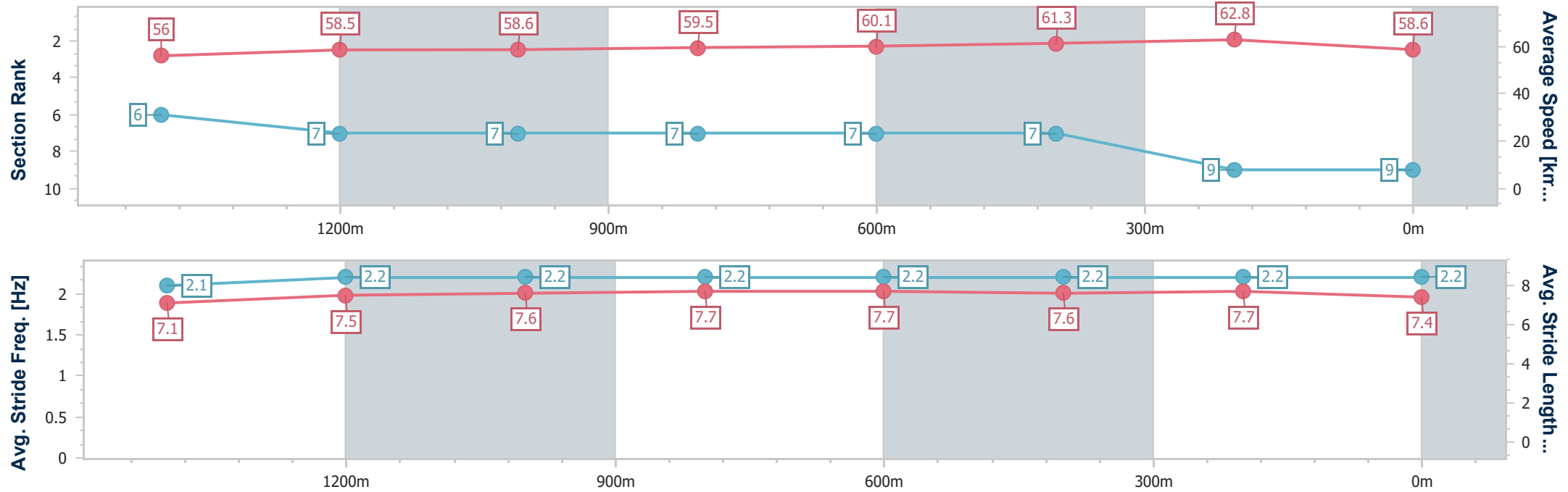


Doomben QLD Professional
Race 4: STRADBROKE SEASON BOOK NOW Class 1 Handicap
- 1640m
19 March 2025 - 14:48
Track Rating: Good 4, Weather: Fine, Rail Position: +6m Entire



BRISBANE
RACING CLUB

Section	Overall	1400m	1200m	1000m	800m	600m	400m	200m					
Section Times	1:41.14 [9] (0:15.50)	1:25.64 [6] (0:12.66)	1:12.98 [7] (0:12.34)	1:00.64 [7] (0:12.28)	0:48.36 [7] (0:12.39)	0:35.97 [7] (0:12.03)	0:23.94 [7] (0:11.61)	0:12.33 [9] (0:12.33)					
Average Speed [km/h]	56.0	58.5	58.6	59.5	60.1	61.3	62.8	58.6					
Top Speed [km/h]	60.6	61.9	61.2	60.8	61.9	62.0	63.3	61.5					
Avg. Dist. to Rail [m]	7.0	4.3	5.9	6.2	6.0	5.0	5.0	6.4					
Avg. Stride Freq. [Hz]	2.1	2.2	2.2	2.2	2.2	2.2	2.2	2.2					
Avg. Stride Length [m]	7.1	7.5	7.6	7.7	7.7	7.6	7.7	7.4					





Doomben QLD Professional
Race 5: XXXX GOLD Class 5 Handicap - 1640m
19 March 2025 - 15:23



Track Rating: Good 4, Weather: Fine, Rail Position: +6m Entire

Section						Overall	1400m	1200m	1000m	800m	600m	400m	Last 600m		
Field Times						1:39.35 (0:14.58)	1:24.77 (0:12.08)	1:12.69 (0:12.20)	1:00.49 (0:12.43)	0:48.06 (0:12.84)	0:35.22 (0:12.00)	0:23.22 (0:11.30)	0:35.22		
Rank	TAB	Horse/Jockey	Barrier	Top Speed [km/h]	Fastest Section										Distance Travelled [m]
1	4	SMART LEGEND	8	66.4	0:11.30	1:39.35 [1]	1:24.74 [2]	1:12.69 [1]	1:00.49 [1]	0:48.06 [1]	0:35.22 [1]	0:23.22 [1]	0:35.22		
		Jag Guthmann-Chester		Overall	400m	(0:14.61)	(0:12.05)	(0:12.20)	(0:12.43)	(0:12.84)	(0:12.00)	(0:11.30)			
2	3	CACOFONIX	6	66.7	0:11.07	1:39.39 [2]	1:23.98 [8]	1:11.65 [7]	0:59.50 [6]	0:47.18 [6]	0:34.37 [7]	0:22.62 [6]	0:34.37	-1	
		Dan McGillivray		400m	400m	(0:15.41)	(0:12.33)	(0:12.15)	(0:12.32)	(0:12.81)	(0:11.75)	(0:11.07)			
3	6	PEROVIC	1	66.8	0:11.15	1:39.40 [3]	1:24.51 [3]	1:12.10 [4]	0:59.87 [5]	0:47.45 [5]	0:34.64 [5]	0:22.67 [5]	0:34.64	+0	
		Damien Thornton		400m	400m	(0:14.89)	(0:12.41)	(0:12.23)	(0:12.42)	(0:12.81)	(0:11.97)	(0:11.15)			
4	5	BOLD HOI HO	7	65.0	0:11.32	1:39.61 [4]	1:25.03 [1]	1:12.61 [2]	1:00.40 [3]	0:48.00 [3]	0:35.14 [3]	0:23.17 [3]	0:35.14	-1	
		Cejay Graham		Overall	400m	(0:14.58)	(0:12.42)	(0:12.21)	(0:12.40)	(0:12.86)	(0:11.97)	(0:11.32)			
5	7	SMART AS SMART	5	66.7	0:11.06	1:39.62 [5]	1:24.25 [7]	1:11.84 [8]	0:59.61 [8]	0:47.39 [7]	0:34.68 [6]	0:22.63 [7]	0:34.68	+2	
		Andrew Mallyon		400m	400m	(0:15.37)	(0:12.41)	(0:12.23)	(0:12.22)	(0:12.71)	(0:12.05)	(0:11.06)			
6	1	TYNDRUM GOLD	4	64.9	0:11.40	1:39.72 [6]	1:24.79 [4]	1:12.65 [3]	1:00.63 [2]	0:48.26 [2]	0:35.46 [2]	0:23.37 [2]	0:35.46	+3	
		Ryan Maloney		400m	400m	(0:14.93)	(0:12.14)	(0:12.02)	(0:12.37)	(0:12.80)	(0:12.09)	(0:11.40)			
7	8	SERENADE THE CAT	3	64.8	0:11.39	1:40.03 [7]	1:24.70 [6]	1:12.64 [5]	1:00.56 [4]	0:48.23 [4]	0:35.47 [4]	0:23.47 [4]	0:35.47	+2	
		Tahlia Fenlon		400m	400m	(0:15.33)	(0:12.06)	(0:12.08)	(0:12.33)	(0:12.76)	(0:12.00)	(0:11.39)			
8	9	CHANCE WITH WOLVES	2	64.9	0:11.41	1:40.28 [8]	1:25.01 [5]	1:12.56 [6]	1:00.35 [7]	0:47.98 [8]	0:35.18 [8]	0:23.27 [8]	0:35.18	-6	
		Jackson Murphy		400m	400m	(0:15.27)	(0:12.45)	(0:12.21)	(0:12.37)	(0:12.80)	(0:11.91)	(0:11.41)			

Scratched: Bellaciaocio (#2)



Doomben QLD Professional
Race 5: XXXX GOLD Class 5 Handicap - 1640m
19 March 2025 - 15:23



Track Rating: Good 4, Weather: Fine, Rail Position: +6m Entire

Section		200m		Last 600m			
Field Times		0:11.92 (0:11.92)		0:35.22			
Rank	TAB Horse/Jockey	Barrier	Top Speed [km/h]	Fastest Section	Margin	Distance Travelled [m]	
1	4 SMART LEGEND	8	66.4	0:11.30	0:11.92 [1]	1:39.35	0:35.22
	Jag Guthmann-Chester		Overall	400m	(0:11.92)		
2	3 CACOFONIX	6	66.7	0:11.07	0:11.55 [4]	0.24L	0:34.37 -1
	Dan McGillivray		400m	400m	(0:11.55)		
3	6 PEROVIC	1	66.8	0:11.15	0:11.52 [5]	0.27L	0:34.64 +0
	Damien Thornton		400m	400m	(0:11.52)		
4	5 BOLD HOI HO	7	65.0	0:11.32	0:11.85 [3]	1.52L	0:35.14 -1
	Cejay Graham		Overall	400m	(0:11.85)		
5	7 SMART AS SMART	5	66.7	0:11.06	0:11.57 [7]	1.57L	0:34.68 +2
	Andrew Mallyon		400m	400m	(0:11.57)		
6	1 TYNDRUM GOLD	4	64.9	0:11.40	0:11.97 [2]	2.18L	0:35.46 +3
	Ryan Maloney		400m	400m	(0:11.97)		
7	8 SERENADE THE CAT	3	64.8	0:11.39	0:12.08 [6]	3.98L	0:35.47 +2
	Tahlia Fenlon		400m	400m	(0:12.08)		
8	9 CHANCE WITH WOLVES	2	64.9	0:11.41	0:11.86 [8]	5.51L	0:35.18 -6
	Jackson Murphy		400m	400m	(0:11.86)		

Scratched: Bellaciaocio (#2)



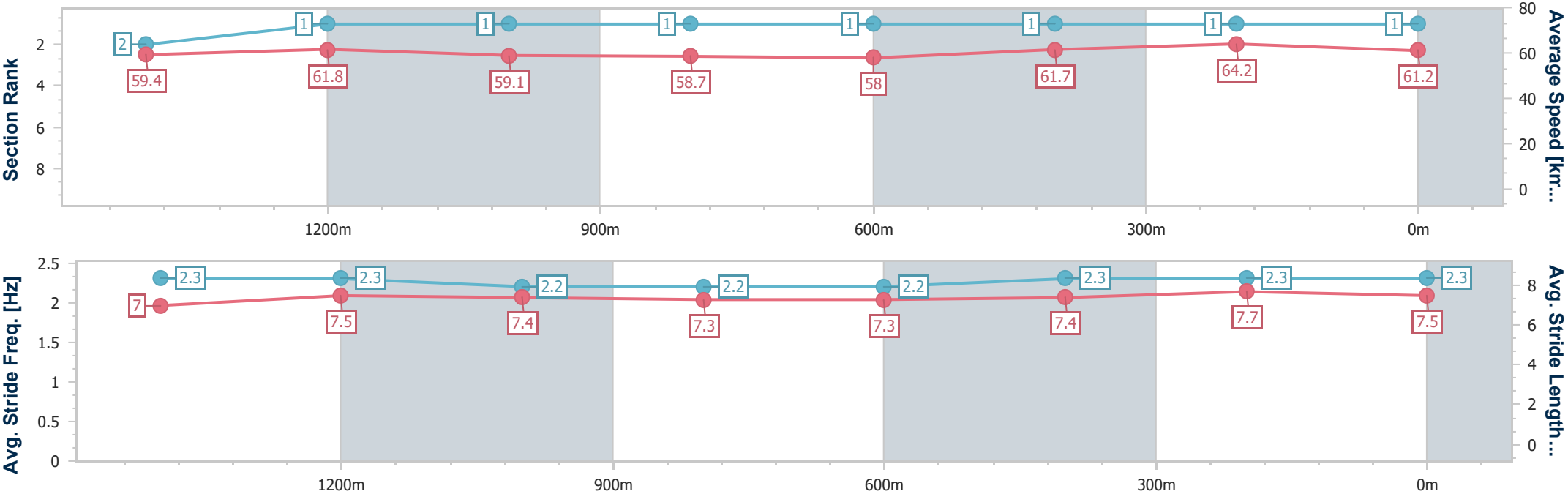
Horse/Jockey Name	Smart Legend
Final Rank	1
Fastest Section Time (Section)	0:11.30 (400m)
Top Speed [km/h] (Section)	66.4 (Overall)
Race State	Finished



Doomben QLD Professional
Race 5: XXXX GOLD Class 5 Handicap - 1640m
19 March 2025 - 15:23
Track Rating: Good 4, Weather: Fine, Rail Position: +6m Entire



Section	Overall	1400m	1200m	1000m	800m	600m	400m	200m					
Section Times	1:39.35 [1] (0:14.61)	1:24.74 [2] (0:12.05)	1:12.69 [1] (0:12.20)	1:00.49 [1] (0:12.43)	0:48.06 [1] (0:12.84)	0:35.22 [1] (0:12.00)	0:23.22 [1] (0:11.30)	0:11.92 [1] (0:11.92)					
Average Speed [km/h]	59.4	61.8	59.1	58.7	58.0	61.7	64.2	61.2					
Top Speed [km/h]	66.4	64.3	59.5	60.3	59.7	64.4	64.8	62.8					
Avg. Dist. to Rail [m]	8.7	5.2	5.2	6.0	6.0	4.9	3.6	3.7					
Avg. Stride Freq. [Hz]	2.3	2.3	2.2	2.2	2.2	2.3	2.3	2.3					
Avg. Stride Length [m]	7.0	7.5	7.4	7.3	7.3	7.4	7.7	7.5					



[] Ranking at each section and finish
- - - - No data available at this section
NA No data available



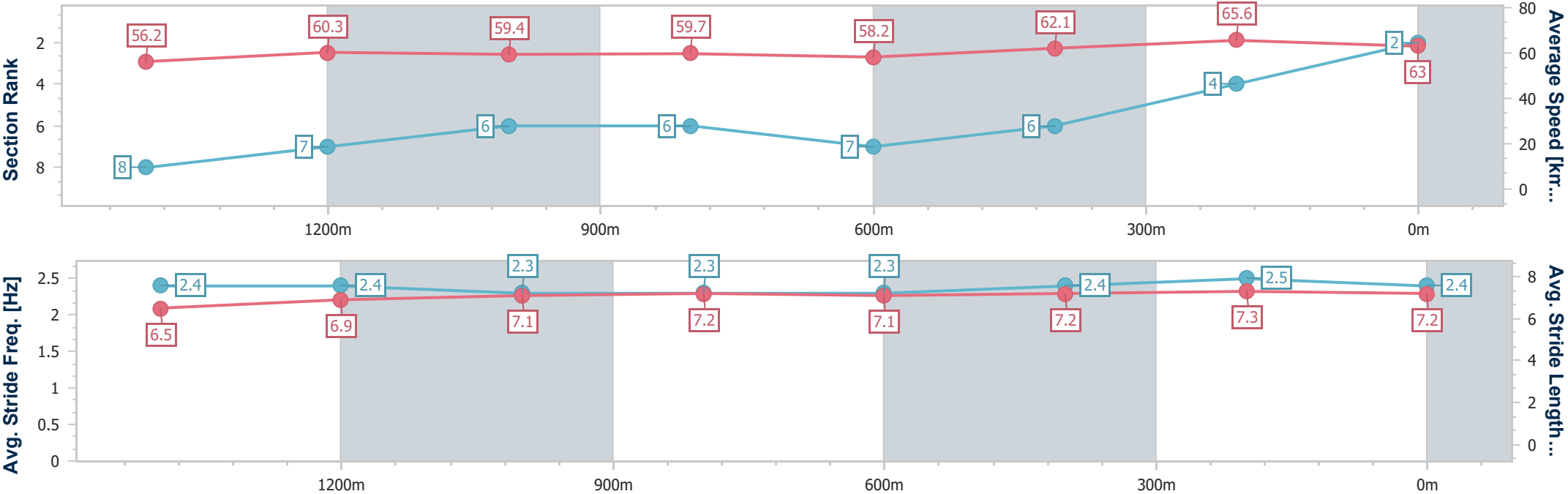
Horse/Jockey Name	Cacophonix
Final Rank	2
Fastest Section Time (Section)	0:11.07 (400m)
Top Speed [km/h] (Section)	66.7 (400m)
Race State	Finished



Doomben QLD Professional
Race 5: XXXX GOLD Class 5 Handicap - 1640m
19 March 2025 - 15:23
Track Rating: Good 4, Weather: Fine, Rail Position: +6m Entire



Section	Overall	1400m	1200m	1000m	800m	600m	400m	200m					
Section Times	1:39.39 [2] (0:15.41)	1:23.98 [8] (0:12.33)	1:11.65 [7] (0:12.15)	0:59.50 [6] (0:12.32)	0:47.18 [6] (0:12.81)	0:34.37 [7] (0:11.75)	0:22.62 [6] (0:11.07)	0:11.55 [4] (0:11.55)					
Average Speed [km/h]	56.2	60.3	59.4	59.7	58.2	62.1	65.6	63.0					
Top Speed [km/h]	61.0	61.1	60.1	60.6	59.7	64.1	66.7	65.6					
Avg. Dist. to Rail [m]	6.9	5.1	6.9	8.4	6.1	3.0	3.5	5.1					
Avg. Stride Freq. [Hz]	2.4	2.4	2.3	2.3	2.3	2.4	2.5	2.4					
Avg. Stride Length [m]	6.5	6.9	7.1	7.2	7.1	7.2	7.3	7.2					





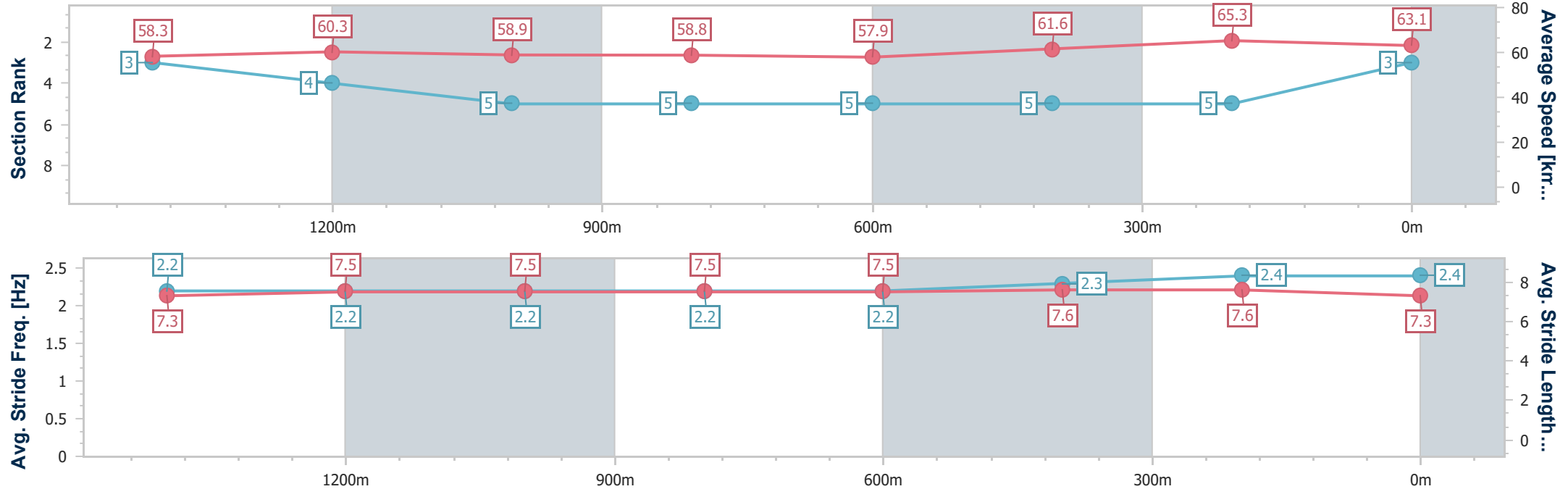
Horse/Jockey Name	Perovic
Final Rank	3
Fastest Section Time (Section)	0:11.15 (400m)
Top Speed [km/h] (Section)	66.8 (400m)
Race State	Finished



Doomben QLD Professional
Race 5: XXXX GOLD Class 5 Handicap - 1640m
19 March 2025 - 15:23
Track Rating: Good 4, Weather: Fine, Rail Position: +6m Entire



Section	Overall	1400m	1200m	1000m	800m	600m	400m	200m					
Section Times	1:39.40 [3] (0:14.89)	1:24.51 [3] (0:12.41)	1:12.10 [4] (0:12.23)	0:59.87 [5] (0:12.42)	0:47.45 [5] (0:12.81)	0:34.64 [5] (0:11.97)	0:22.67 [5] (0:11.15)	0:11.52 [5] (0:11.52)					
Average Speed [km/h]	58.3	60.3	58.9	58.8	57.9	61.6	65.3	63.1					
Top Speed [km/h]	62.2	61.7	60.0	59.7	59.8	65.3	66.8	64.9					
Avg. Dist. to Rail [m]	4.7	5.5	6.3	6.3	5.5	4.5	6.0	7.4					
Avg. Stride Freq. [Hz]	2.2	2.2	2.2	2.2	2.2	2.3	2.4	2.4					
Avg. Stride Length [m]	7.3	7.5	7.5	7.5	7.5	7.6	7.6	7.3					



[] Ranking at each section and finish
-.-.- No data available at this section
NA No data available



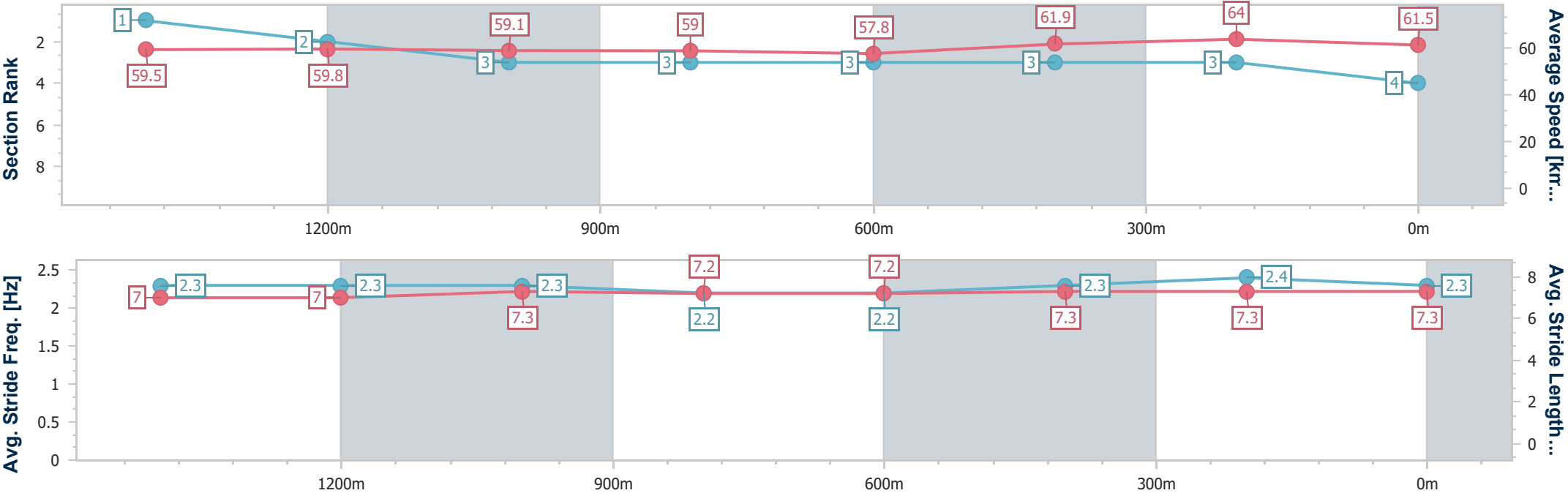
Horse/Jockey Name	Bold Hoi Ho
Final Rank	4
Fastest Section Time (Section)	0:11.32 (400m)
Top Speed [km/h] (Section)	65.0 (Overall)
Race State	Finished



Doomben QLD Professional
Race 5: XXXX GOLD Class 5 Handicap - 1640m
19 March 2025 - 15:23
Track Rating: Good 4, Weather: Fine, Rail Position: +6m Entire



Section	Overall	1400m	1200m	1000m	800m	600m	400m	200m					
Section Times	1:39.61 [4] (0:14.58)	1:25.03 [1] (0:12.42)	1:12.61 [2] (0:12.21)	1:00.40 [3] (0:12.40)	0:48.00 [3] (0:12.86)	0:35.14 [3] (0:11.97)	0:23.17 [3] (0:11.32)	0:11.85 [3] (0:11.85)					
Average Speed [km/h]	59.5	59.8	59.1	59.0	57.8	61.9	64.0	61.5					
Top Speed [km/h]	65.0	62.4	59.6	60.3	59.8	63.8	64.9	63.1					
Avg. Dist. to Rail [m]	8.2	4.7	5.2	6.1	6.0	4.6	3.7	3.8					
Avg. Stride Freq. [Hz]	2.3	2.3	2.3	2.2	2.2	2.3	2.4	2.3					
Avg. Stride Length [m]	7.0	7.0	7.3	7.2	7.2	7.3	7.3	7.3					





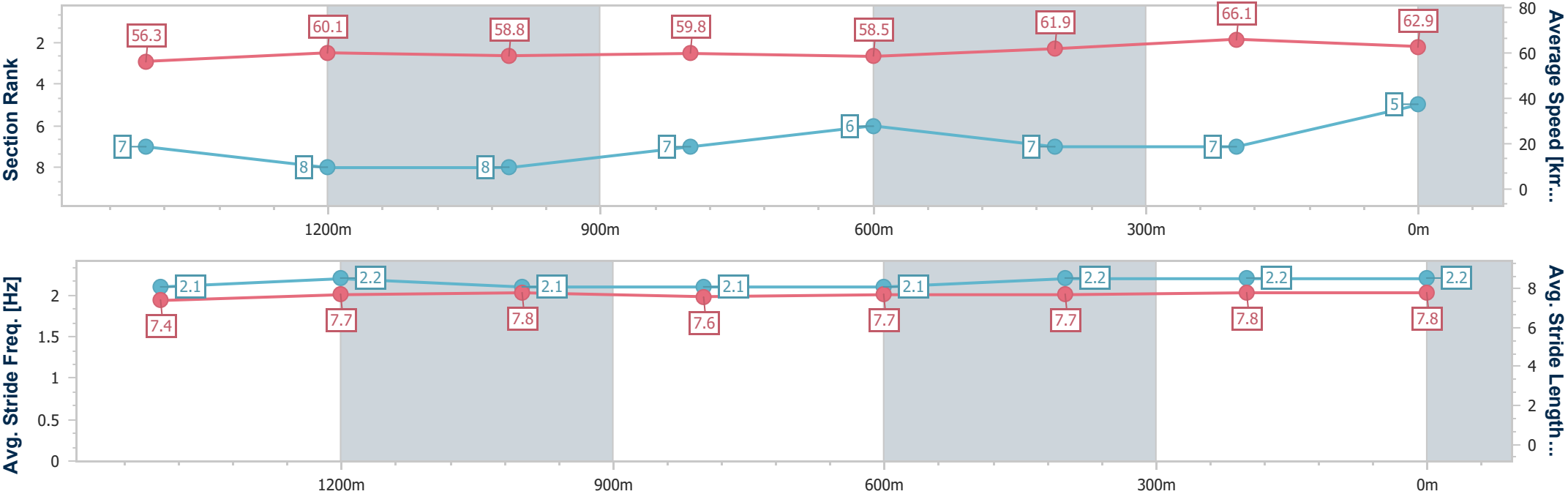
Horse/Jockey Name	Smart As Smart
Final Rank	5
Fastest Section Time (Section)	0:11.06 (400m)
Top Speed [km/h] (Section)	66.7 (400m)
Race State	Finished



Doomben QLD Professional
Race 5: XXXX GOLD Class 5 Handicap - 1640m
19 March 2025 - 15:23
Track Rating: Good 4, Weather: Fine, Rail Position: +6m Entire



Section	Overall	1400m	1200m	1000m	800m	600m	400m	200m					
Section Times	1:39.62 [5] (0:15.37)	1:24.25 [7] (0:12.41)	1:11.84 [8] (0:12.23)	0:59.61 [8] (0:12.22)	0:47.39 [7] (0:12.71)	0:34.68 [6] (0:12.05)	0:22.63 [7] (0:11.06)	0:11.57 [7] (0:11.57)					
Average Speed [km/h]	56.3	60.1	58.8	59.8	58.5	61.9	66.1	62.9					
Top Speed [km/h]	62.0	62.1	59.9	60.5	59.4	65.1	66.7	65.0					
Avg. Dist. to Rail [m]	6.2	5.1	5.7	5.5	6.1	6.7	5.7	7.2					
Avg. Stride Freq. [Hz]	2.1	2.2	2.1	2.1	2.1	2.2	2.2	2.2					
Avg. Stride Length [m]	7.4	7.7	7.8	7.6	7.7	7.7	7.8	7.8					





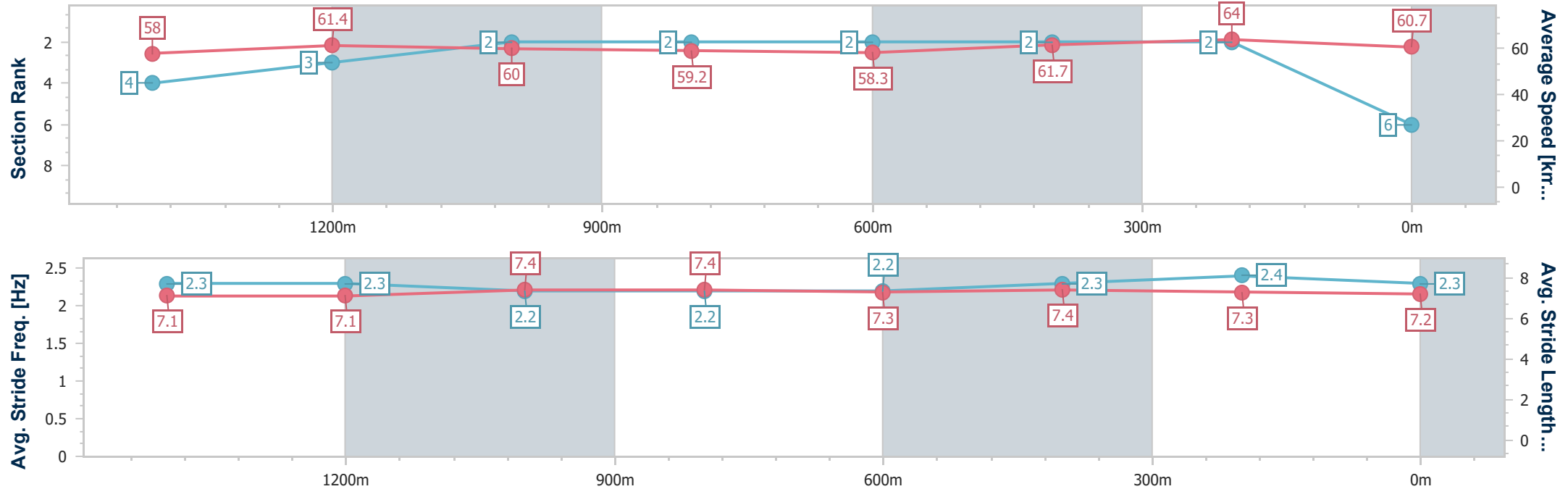
Horse/Jockey Name	Tyndrum Gold
Final Rank	6
Fastest Section Time (Section)	0:11.40 (400m)
Top Speed [km/h] (Section)	64.9 (400m)
Race State	Finished



Doomben QLD Professional
Race 5: XXXX GOLD Class 5 Handicap - 1640m
19 March 2025 - 15:23
Track Rating: Good 4, Weather: Fine, Rail Position: +6m Entire



Section	Overall	1400m	1200m	1000m	800m	600m	400m	200m					
Section Times	1:39.72 [6] (0:14.93)	1:24.79 [4] (0:12.14)	1:12.65 [3] (0:12.02)	1:00.63 [2] (0:12.37)	0:48.26 [2] (0:12.80)	0:35.46 [2] (0:12.09)	0:23.37 [2] (0:11.40)	0:11.97 [2] (0:11.97)					
Average Speed [km/h]	58.0	61.4	60.0	59.2	58.3	61.7	64.0	60.7					
Top Speed [km/h]	63.4	63.3	60.5	60.1	59.5	63.9	64.9	62.4					
Avg. Dist. to Rail [m]	6.7	5.5	6.0	6.1	6.7	6.6	6.3	6.2					
Avg. Stride Freq. [Hz]	2.3	2.3	2.2	2.2	2.2	2.3	2.4	2.3					
Avg. Stride Length [m]	7.1	7.1	7.4	7.4	7.3	7.4	7.3	7.2					



[] Ranking at each section and finish
- - - - - No data available at this section
NA No data available



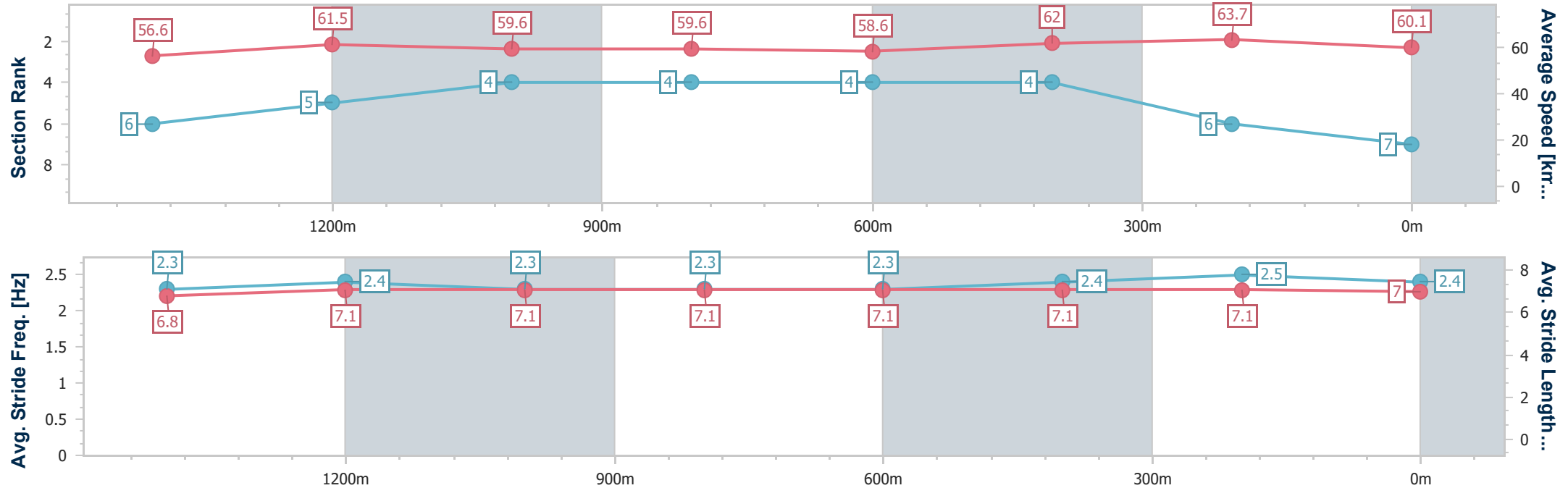
Horse/Jockey Name	Serenade The Cat
Final Rank	7
Fastest Section Time (Section)	0:11.39 (400m)
Top Speed [km/h] (Section)	64.8 (400m)
Race State	Finished



Doomben QLD Professional
Race 5: XXXX GOLD Class 5 Handicap - 1640m
19 March 2025 - 15:23
Track Rating: Good 4, Weather: Fine, Rail Position: +6m Entire



Section	Overall	1400m	1200m	1000m	800m	600m	400m	200m					
Section Times	1:40.03 [7] (0:15.33)	1:24.70 [6] (0:12.06)	1:12.64 [5] (0:12.08)	1:00.56 [4] (0:12.33)	0:48.23 [4] (0:12.76)	0:35.47 [4] (0:12.00)	0:23.47 [4] (0:11.39)	0:12.08 [6] (0:12.08)					
Average Speed [km/h]	56.6	61.5	59.6	59.6	58.6	62.0	63.7	60.1					
Top Speed [km/h]	63.6	63.6	60.3	61.1	60.1	63.9	64.8	63.4					
Avg. Dist. to Rail [m]	5.1	4.6	5.6	6.7	6.9	5.9	7.1	9.0					
Avg. Stride Freq. [Hz]	2.3	2.4	2.3	2.3	2.3	2.4	2.5	2.4					
Avg. Stride Length [m]	6.8	7.1	7.1	7.1	7.1	7.1	7.1	7.0					



[] Ranking at each section and finish
-.-.- No data available at this section
NA No data available



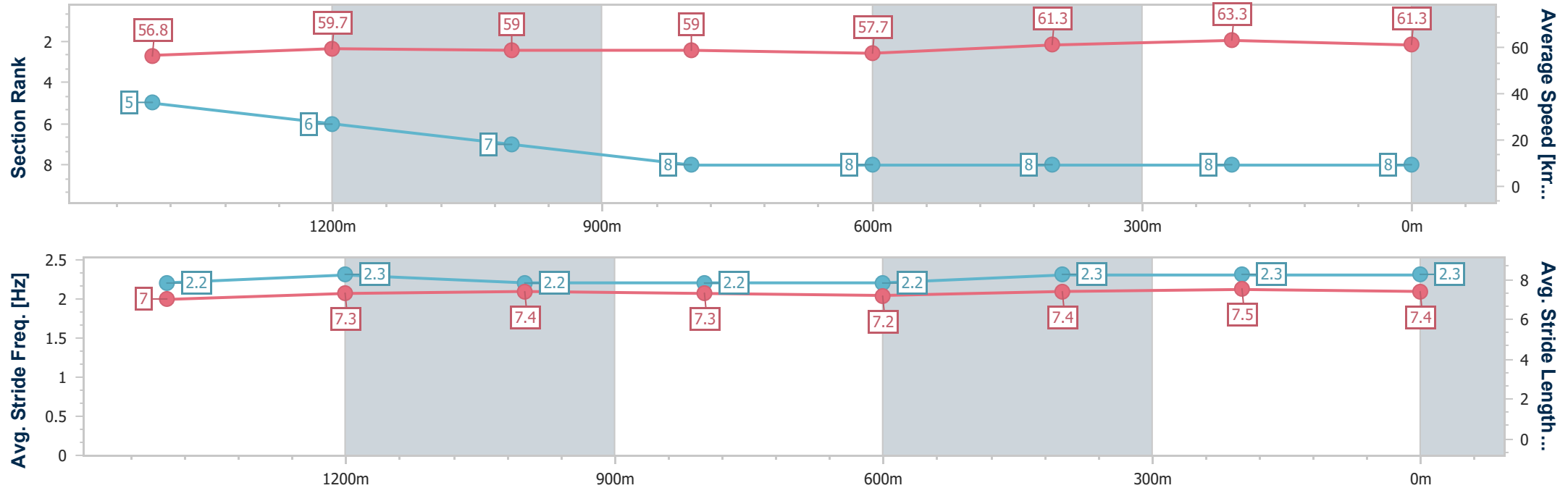
Horse/Jockey Name	Chance With Wolves
Final Rank	8
Fastest Section Time (Section)	0:11.41 (400m)
Top Speed [km/h] (Section)	64.9 (400m)
Race State	Finished



Doomben QLD Professional
Race 5: XXXX GOLD Class 5 Handicap - 1640m
19 March 2025 - 15:23
Track Rating: Good 4, Weather: Fine, Rail Position: +6m Entire



Section	Overall	1400m	1200m	1000m	800m	600m	400m	200m					
Section Times	1:40.28 [8] (0:15.27)	1:25.01 [5] (0:12.45)	1:12.56 [6] (0:12.21)	1:00.35 [7] (0:12.37)	0:47.98 [8] (0:12.80)	0:35.18 [8] (0:11.91)	0:23.27 [8] (0:11.41)	0:11.86 [8] (0:11.86)					
Average Speed [km/h]	56.8	59.7	59.0	59.0	57.7	61.3	63.3	61.3					
Top Speed [km/h]	62.9	61.0	60.5	60.6	58.7	63.1	64.9	62.5					
Avg. Dist. to Rail [m]	4.1	4.7	4.7	5.6	4.7	2.7	2.1	3.1					
Avg. Stride Freq. [Hz]	2.2	2.3	2.2	2.2	2.2	2.3	2.3	2.3					
Avg. Stride Length [m]	7.0	7.3	7.4	7.3	7.2	7.4	7.5	7.4					





Doomben QLD Professional
Race 6: MAGIC MILLIONS GOLD COAST MARCH BENCHMARK 70
Handicap - 1350m
19 March 2025 - 15:58



Track Rating: Good 4, Weather: Fine, Rail Position: +6m Entire

Section					Overall	1200m	1000m	800m	600m	400m	Last 600m	
Field Times					1:20.15 (0:09.81)	1:10.34 (0:10.94)	0:59.40 (0:11.77)	0:47.63 (0:12.44)	0:35.19 (0:12.19)	0:23.00 (0:11.36)	0:35.19	
Rank	TAB	Horse/Jockey	Barrier	Top Speed [km/h]	Fastest Section	Distance Travelled [m]						
1	4	DEMITASSE	6	67.2	0:10.20	1:20.15 [1]	1:09.95 [7]	0:58.69 [7]	0:46.84 [7]	0:34.56 [7]	0:22.29 [8]	0:34.56
		Ryan Maloney		400m	Overall	(0:10.20)	(0:11.26)	(0:11.85)	(0:12.28)	(0:12.27)	(0:10.96)	
2	2	CHIEF WITNESS	3	67.6	0:09.81	1:20.19 [2]	1:10.38 [1]	0:59.35 [3]	0:47.59 [3]	0:35.09 [3]	0:22.84 [3]	0:35.09
		Siobhan Rutledge		400m	Overall	(0:09.81)	(0:11.03)	(0:11.76)	(0:12.50)	(0:12.25)	(0:11.17)	+3
3	9	NICKELBACK	1	66.4	0:10.01	1:20.23 [3]	1:10.22 [5]	0:59.10 [5]	0:47.27 [5]	0:34.79 [5]	0:22.63 [5]	0:34.79
		Jake Bayliss		1200m	Overall	(0:10.01)	(0:11.12)	(0:11.83)	(0:12.48)	(0:12.16)	(0:11.18)	+4
4	7	KIND WISH	4	66.7	0:09.91	1:20.25 [4]	1:10.34 [3]	0:59.26 [4]	0:47.35 [4]	0:34.86 [4]	0:22.79 [4]	0:34.86
		Cejay Graham		400m	Overall	(0:09.91)	(0:11.08)	(0:11.91)	(0:12.49)	(0:12.07)	(0:11.15)	+11
5	10	YES TO EXCESS	8	67.6	0:09.99	1:20.25 [5]	1:10.26 [4]	0:59.42 [2]	0:47.65 [2]	0:35.18 [2]	0:22.98 [2]	0:35.18
		Angela Jones		1200m	Overall	(0:09.99)	(0:10.84)	(0:11.77)	(0:12.47)	(0:12.20)	(0:11.30)	+7
6	3	MORE TROUBLE	5	67.3	0:09.88	1:20.33 [6]	1:10.45 [2]	0:59.58 [1]	0:47.81 [1]	0:35.37 [1]	0:23.18 [1]	0:35.37
		Emily Lang		1200m	Overall	(0:09.88)	(0:10.87)	(0:11.77)	(0:12.44)	(0:12.19)	(0:11.36)	+4
7	5	SPITFIRE	7	67.7	0:10.48	1:20.44 [7]	1:09.96 [8]	0:58.82 [8]	0:47.11 [8]	0:34.65 [8]	0:22.63 [7]	0:34.65
		Tahlia Fenlon		400m	Overall	(0:10.48)	(0:11.14)	(0:11.71)	(0:12.46)	(0:12.02)	(0:11.09)	+8
8	8	RED RED WINE	2	66.8	0:10.09	1:20.45 [8]	1:10.36 [6]	0:59.19 [6]	0:47.32 [6]	0:34.89 [6]	0:22.83 [6]	0:34.89
		Andrew Mallyon		400m	Overall	(0:10.09)	(0:11.17)	(0:11.87)	(0:12.43)	(0:12.06)	(0:11.10)	+6

Scratched: Winsome Star (#6), Hollywood North (#1)



Doomben QLD Professional
Race 6: MAGIC MILLIONS GOLD COAST MARCH BENCHMARK 70
Handicap - 1350m
19 March 2025 - 15:58



Track Rating: Good 4, Weather: Fine, Rail Position: +6m Entire

Section Field Times				200m 0:11.64 (0:11.64)				Last 600m 0:35.19	
Rank	TAB	Horse/Jockey	Barrier	Top Speed [km/h]	Fastest Section	Margin		Distance Travelled [m]	
1	4	DEMITASSE	6	67.2	0:10.20	0:11.33 [7]	1:20.15	0:34.56	
		Ryan Maloney		400m	Overall	(0:11.33)			
2	2	CHIEF WITNESS	3	67.6	0:09.81	0:11.67 [2]	0.24L	0:35.09	+3
		Siobhan Rutledge		400m	Overall	(0:11.67)			
3	9	NICKELBACK	1	66.4	0:10.01	0:11.45 [6]	0.45L	0:34.79	+4
		Jake Bayliss		1200m	Overall	(0:11.45)			
4	7	KIND WISH	4	66.7	0:09.91	0:11.64 [4]	0.58L	0:34.86	+11
		Cejay Graham		400m	Overall	(0:11.64)			
5	10	YES TO EXCESS	8	67.6	0:09.99	0:11.68 [3]	0.59L	0:35.18	+7
		Angela Jones		1200m	Overall	(0:11.68)			
6	3	MORE TROUBLE	5	67.3	0:09.88	0:11.82 [1]	1.06L	0:35.37	+4
		Emily Lang		1200m	Overall	(0:11.82)			
7	5	SPITFIRE	7	67.7	0:10.48	0:11.54 [8]	1.7L	0:34.65	+8
		Tahlia Fenlon		400m	Overall	(0:11.54)			
8	8	RED RED WINE	2	66.8	0:10.09	0:11.73 [5]	1.77L	0:34.89	+6
		Andrew Mallyon		400m	Overall	(0:11.73)			

Scratched: Winsome Star (#6), Hollywood North (#1)



Horse/Jockey Name	Demitasse
Final Rank	1
Fastest Section Time (Section)	0:10.20 (Overall)
Top Speed [km/h] (Section)	67.2 (400m)
Race State	Finished

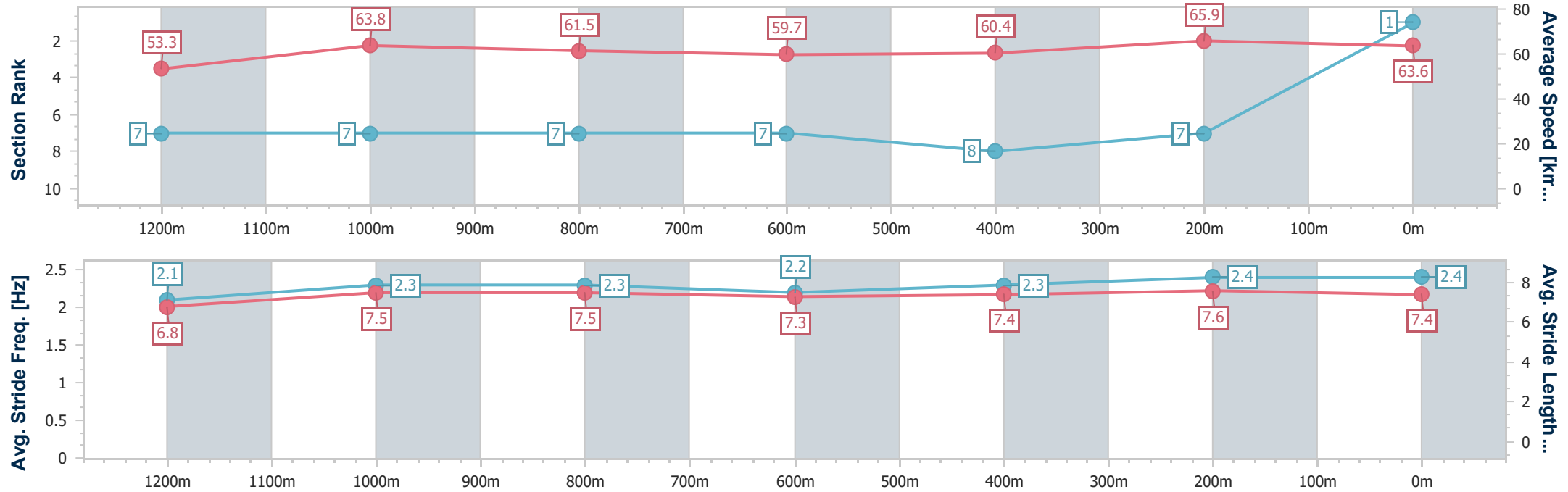


Doomben QLD Professional
Race 6: MAGIC MILLIONS GOLD COAST MARCH BENCHMARK
70 Handicap - 1350m
19 March 2025 - 15:58
Track Rating: Good 4, Weather: Fine, Rail Position: +6m Entire



BRISBANE
RACING CLUB

Section	Overall	1200m	1000m	800m	600m	400m	200m						
Section Times	1:20.15 [1] (0:10.20)	1:09.95 [7] (0:11.26)	0:58.69 [7] (0:11.85)	0:46.84 [7] (0:12.28)	0:34.56 [7] (0:12.27)	0:22.29 [8] (0:10.96)	0:11.33 [7] (0:11.33)						
Average Speed [km/h]	53.3	63.8	61.5	59.7	60.4	65.9	63.6						
Top Speed [km/h]	62.5	64.7	64.6	60.8	63.7	67.2	66.1						
Avg. Dist. to Rail [m]	11.1	6.9	5.2	3.8	4.4	1.9	3.8						
Avg. Stride Freq. [Hz]	2.1	2.3	2.3	2.2	2.3	2.4	2.4						
Avg. Stride Length [m]	6.8	7.5	7.5	7.3	7.4	7.6	7.4						



- [] Ranking at each section and finish
- .-.-.- No data available at this section
- NA No data available



Horse/Jockey Name	Chief Witness
Final Rank	2
Fastest Section Time (Section)	0:09.81 (Overall)
Top Speed [km/h] (Section)	67.6 (400m)
Race State	Finished

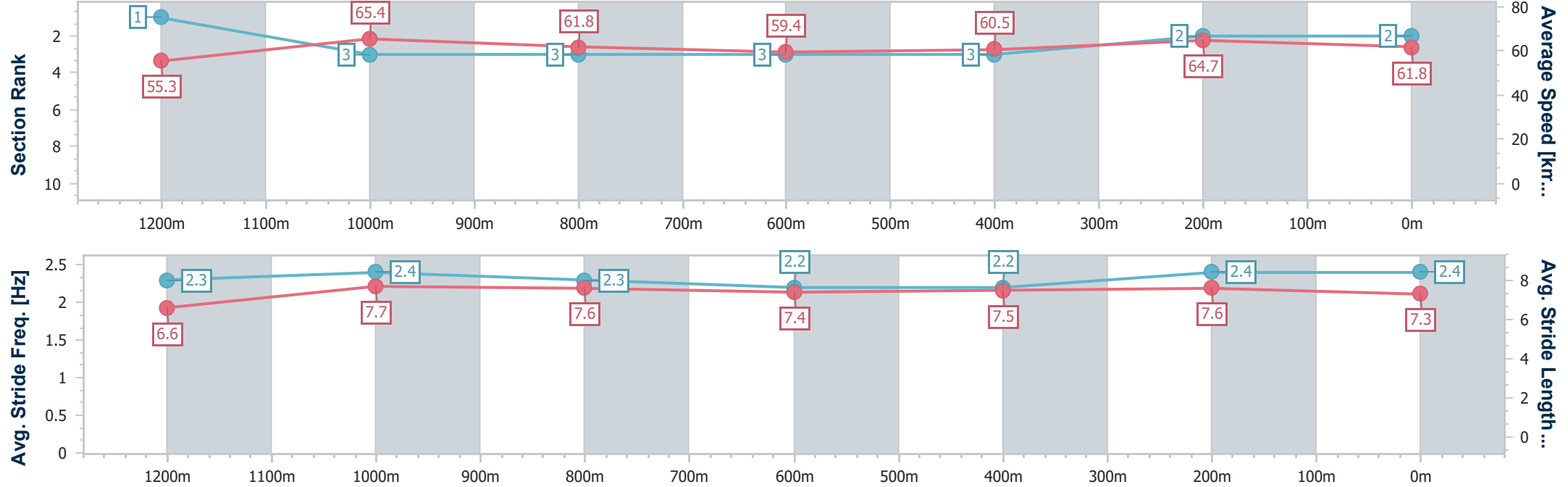


Doomben QLD Professional
Race 6: MAGIC MILLIONS GOLD COAST MARCH BENCHMARK
70 Handicap - 1350m
19 March 2025 - 15:58
Track Rating: Good 4, Weather: Fine, Rail Position: +6m Entire



BRISBANE
RACING CLUB

Section	Overall	1200m	1000m	800m	600m	400m	200m						
Section Times	1:20.19 [2] (0:09.81)	1:10.38 [1] (0:11.03)	0:59.35 [3] (0:11.76)	0:47.59 [3] (0:12.50)	0:35.09 [3] (0:12.25)	0:22.84 [3] (0:11.17)	0:11.67 [2] (0:11.67)						
Average Speed [km/h]	55.3	65.4	61.8	59.4	60.5	64.7	61.8						
Top Speed [km/h]	63.8	66.5	65.4	60.3	61.6	67.6	66.5						
Avg. Dist. to Rail [m]	8.2	5.9	5.9	5.5	4.4	3.9	5.2						
Avg. Stride Freq. [Hz]	2.3	2.4	2.3	2.2	2.2	2.4	2.4						
Avg. Stride Length [m]	6.6	7.7	7.6	7.4	7.5	7.6	7.3						





Horse/Jockey Name	Nickelback
Final Rank	3
Fastest Section Time (Section)	0:10.01 (Overall)
Top Speed [km/h] (Section)	66.4 (1200m)
Race State	Finished

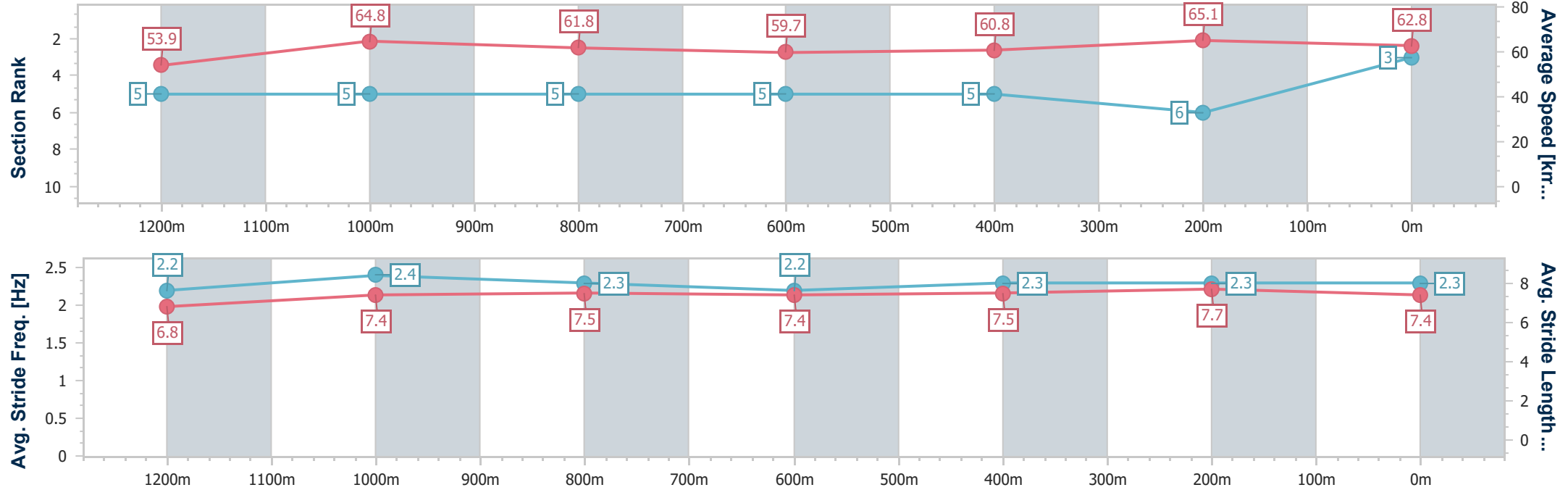


Doomben QLD Professional
Race 6: MAGIC MILLIONS GOLD COAST MARCH BENCHMARK
70 Handicap - 1350m
19 March 2025 - 15:58
Track Rating: Good 4, Weather: Fine, Rail Position: +6m Entire



BRISBANE
RACING CLUB

Section	Overall	1200m	1000m	800m	600m	400m	200m						
Section Times	1:20.23 [3] (0:10.01)	1:10.22 [5] (0:11.12)	0:59.10 [5] (0:11.83)	0:47.27 [5] (0:12.48)	0:34.79 [5] (0:12.16)	0:22.63 [5] (0:11.18)	0:11.45 [6] (0:11.45)						
Average Speed [km/h]	53.9	64.8	61.8	59.7	60.8	65.1	62.8						
Top Speed [km/h]	63.2	66.4	64.6	60.4	63.6	65.9	65.5						
Avg. Dist. to Rail [m]	6.8	6.4	6.4	6.0	5.1	5.7	9.7						
Avg. Stride Freq. [Hz]	2.2	2.4	2.3	2.2	2.3	2.3	2.3						
Avg. Stride Length [m]	6.8	7.4	7.5	7.4	7.5	7.7	7.4						





Horse/Jockey Name	Kind Wish
Final Rank	4
Fastest Section Time (Section)	0:09.91 (Overall)
Top Speed [km/h] (Section)	66.7 (400m)
Race State	Finished

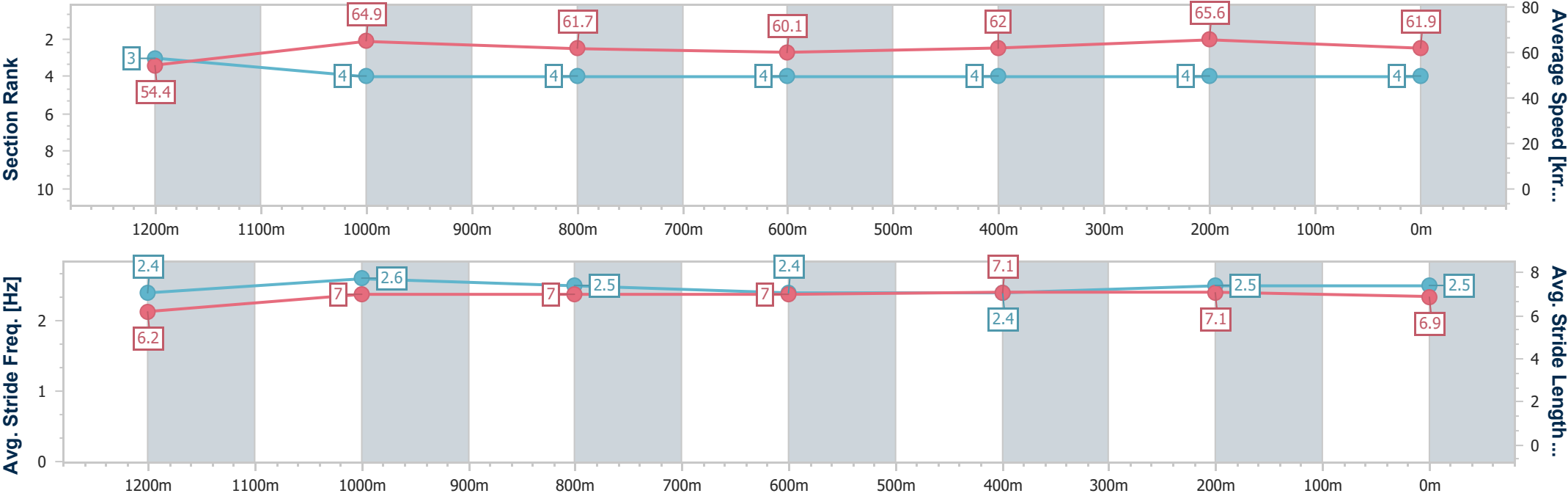


Doomben QLD Professional
Race 6: MAGIC MILLIONS GOLD COAST MARCH BENCHMARK
70 Handicap - 1350m
19 March 2025 - 15:58
Track Rating: Good 4, Weather: Fine, Rail Position: +6m Entire



BRISBANE
RACING CLUB

Section	Overall	1200m	1000m	800m	600m	400m	200m						
Section Times	1:20.25 [4] (0:09.91)	1:10.34 [3] (0:11.08)	0:59.26 [4] (0:11.91)	0:47.35 [4] (0:12.49)	0:34.86 [4] (0:12.07)	0:22.79 [4] (0:11.15)	0:11.64 [4] (0:11.64)						
Average Speed [km/h]	54.4	64.9	61.7	60.1	62.0	65.6	61.9						
Top Speed [km/h]	64.3	65.8	65.1	61.1	64.4	66.7	65.5						
Avg. Dist. to Rail [m]	9.7	8.1	8.3	7.9	6.9	8.0	9.5						
Avg. Stride Freq. [Hz]	2.4	2.6	2.5	2.4	2.4	2.5	2.5						
Avg. Stride Length [m]	6.2	7.0	7.0	7.0	7.1	7.1	6.9						





Horse/Jockey Name	Yes To Excess
Final Rank	5
Fastest Section Time (Section)	0:09.99 (Overall)
Top Speed [km/h] (Section)	67.6 (1200m)
Race State	Finished

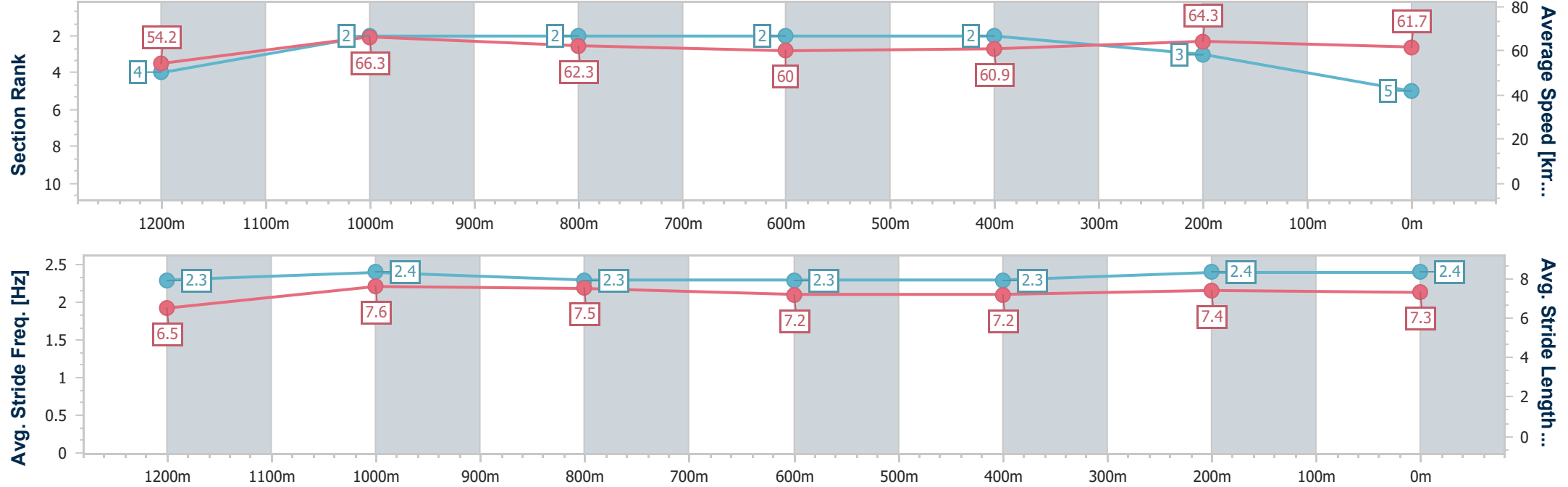


Doomben QLD Professional
Race 6: MAGIC MILLIONS GOLD COAST MARCH BENCHMARK
70 Handicap - 1350m
19 March 2025 - 15:58
Track Rating: Good 4, Weather: Fine, Rail Position: +6m Entire



BRISBANE
RACING CLUB

Section	Overall	1200m	1000m	800m	600m	400m	200m						
Section Times	1:20.25 [5] (0:09.99)	1:10.26 [4] (0:10.84)	0:59.42 [2] (0:11.77)	0:47.65 [2] (0:12.47)	0:35.18 [2] (0:12.20)	0:22.98 [2] (0:11.30)	0:11.68 [3] (0:11.68)						
Average Speed [km/h]	54.2	66.3	62.3	60.0	60.9	64.3	61.7						
Top Speed [km/h]	66.3	67.6	64.8	60.9	62.5	65.6	65.3						
Avg. Dist. to Rail [m]	13.3	8.6	7.2	7.2	5.9	5.5	7.7						
Avg. Stride Freq. [Hz]	2.3	2.4	2.3	2.3	2.3	2.4	2.4						
Avg. Stride Length [m]	6.5	7.6	7.5	7.2	7.2	7.4	7.3						





Horse/Jockey Name	More Trouble
Final Rank	6
Fastest Section Time (Section)	0:09.88 (Overall)
Top Speed [km/h] (Section)	67.3 (1200m)
Race State	Finished

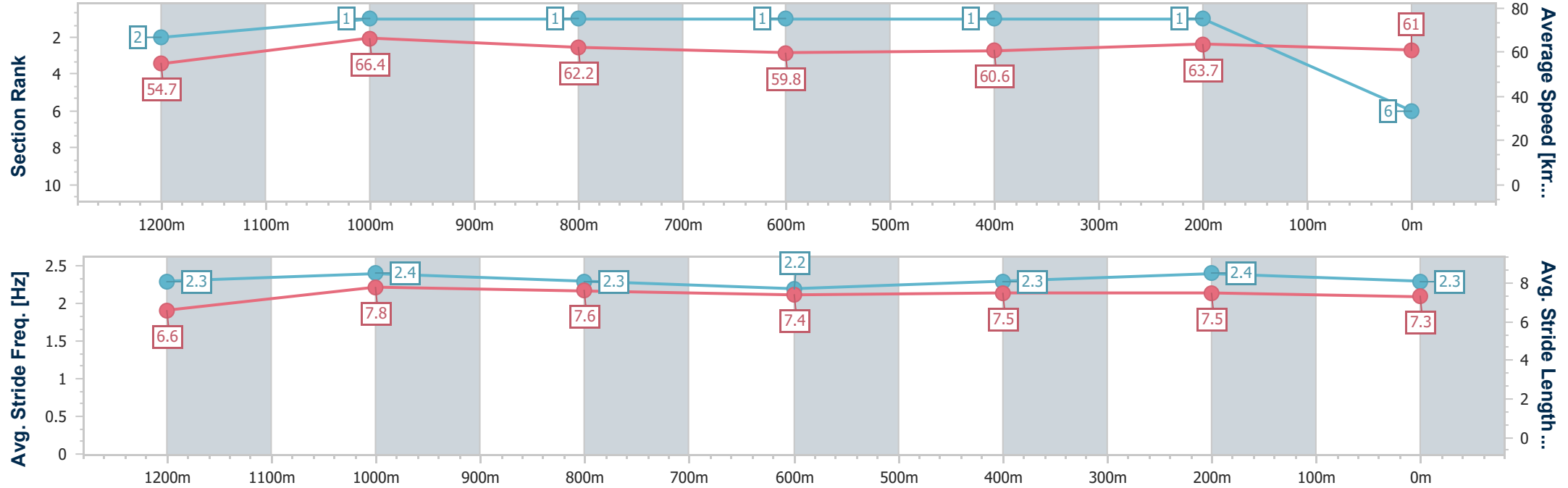


Doomben QLD Professional
Race 6: MAGIC MILLIONS GOLD COAST MARCH BENCHMARK
70 Handicap - 1350m
19 March 2025 - 15:58
Track Rating: Good 4, Weather: Fine, Rail Position: +6m Entire



BRISBANE
RACING CLUB

Section	Overall	1200m	1000m	800m	600m	400m	200m						
Section Times	1:20.33 [6] (0:09.88)	1:10.45 [2] (0:10.87)	0:59.58 [1] (0:11.77)	0:47.81 [1] (0:12.44)	0:35.37 [1] (0:12.19)	0:23.18 [1] (0:11.36)	0:11.82 [1] (0:11.82)						
Average Speed [km/h]	54.7	66.4	62.2	59.8	60.6	63.7	61.0						
Top Speed [km/h]	65.5	67.3	65.4	60.5	61.2	65.4	63.4						
Avg. Dist. to Rail [m]	10.8	8.1	7.7	6.3	4.3	3.4	4.2						
Avg. Stride Freq. [Hz]	2.3	2.4	2.3	2.2	2.3	2.4	2.3						
Avg. Stride Length [m]	6.6	7.8	7.6	7.4	7.5	7.5	7.3						





Horse/Jockey Name	Spitfire
Final Rank	7
Fastest Section Time (Section)	0:10.48 (Overall)
Top Speed [km/h] (Section)	67.7 (400m)
Race State	Finished

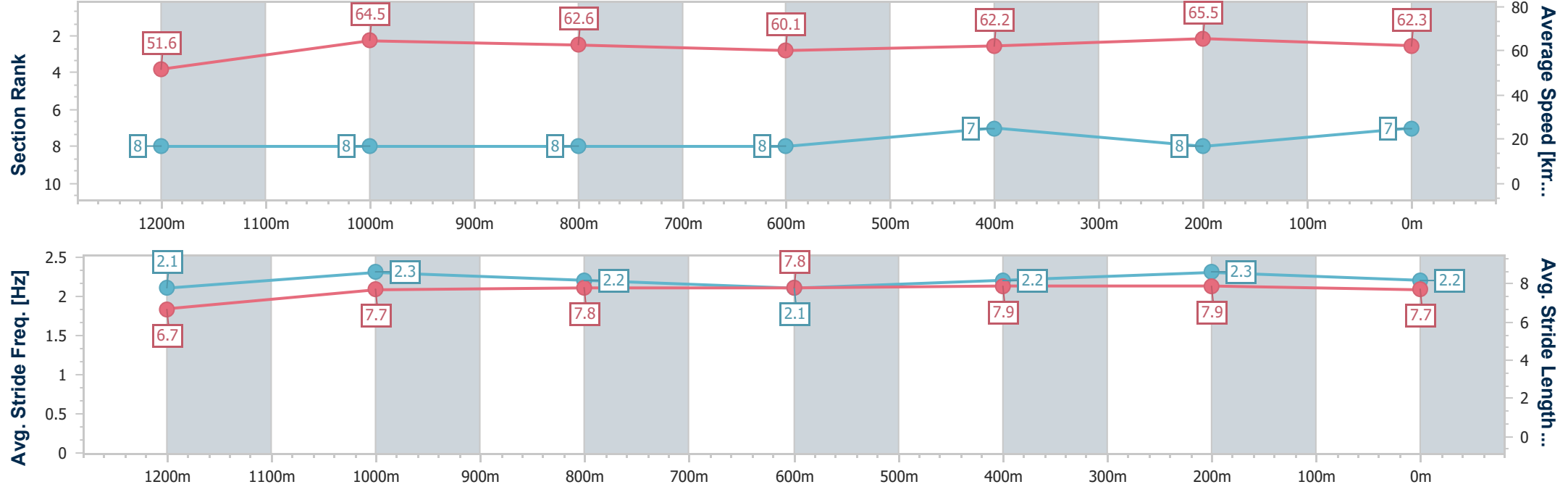


Doomben QLD Professional
Race 6: MAGIC MILLIONS GOLD COAST MARCH BENCHMARK
70 Handicap - 1350m
19 March 2025 - 15:58
Track Rating: Good 4, Weather: Fine, Rail Position: +6m Entire



BRISBANE
RACING CLUB

Section	Overall	1200m	1000m	800m	600m	400m	200m						
Section Times	1:20.44 [7] (0:10.48)	1:09.96 [8] (0:11.14)	0:58.82 [8] (0:11.71)	0:47.11 [8] (0:12.46)	0:34.65 [8] (0:12.02)	0:22.63 [7] (0:11.09)	0:11.54 [8] (0:11.54)						
Average Speed [km/h]	51.6	64.5	62.6	60.1	62.2	65.5	62.3						
Top Speed [km/h]	62.0	66.0	66.2	61.3	63.6	67.7	65.5						
Avg. Dist. to Rail [m]	11.4	6.9	7.6	7.3	6.1	7.6	10.6						
Avg. Stride Freq. [Hz]	2.1	2.3	2.2	2.1	2.2	2.3	2.2						
Avg. Stride Length [m]	6.7	7.7	7.8	7.8	7.9	7.9	7.7						





Horse/Jockey Name	Red Red Wine
Final Rank	8
Fastest Section Time (Section)	0:10.09 (Overall)
Top Speed [km/h] (Section)	66.8 (400m)
Race State	Finished

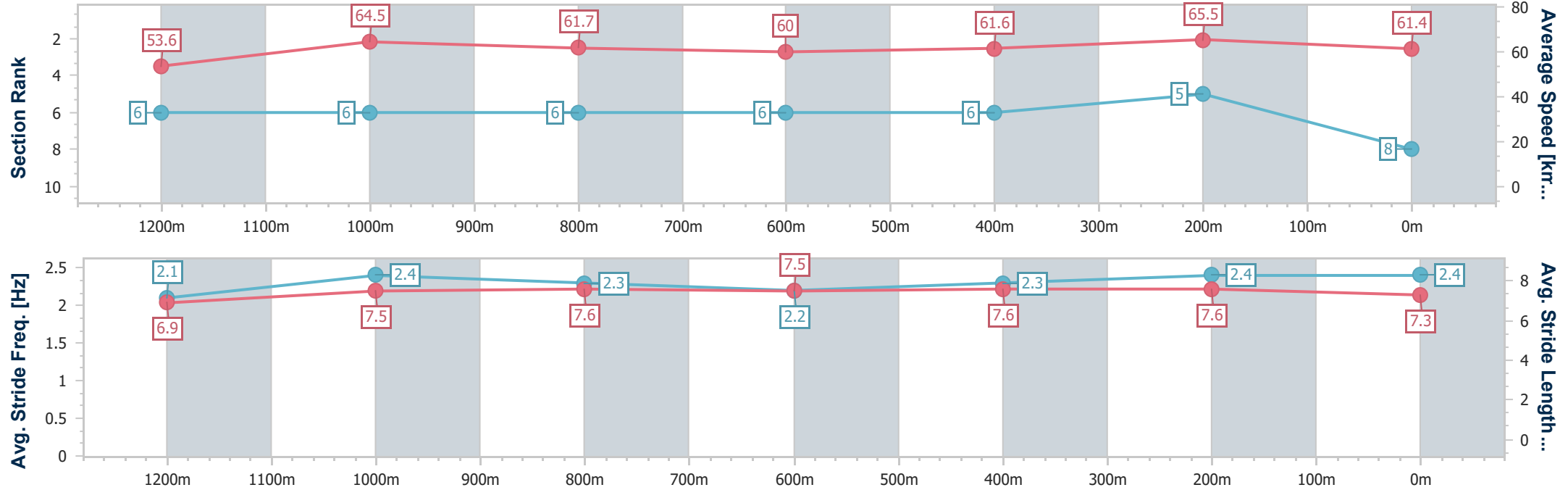


Doomben QLD Professional
Race 6: MAGIC MILLIONS GOLD COAST MARCH BENCHMARK
70 Handicap - 1350m
19 March 2025 - 15:58
Track Rating: Good 4, Weather: Fine, Rail Position: +6m Entire



BRISBANE
RACING CLUB

Section	Overall	1200m	1000m	800m	600m	400m	200m						
Section Times	1:20.45 [8] (0:10.09)	1:10.36 [6] (0:11.17)	0:59.19 [6] (0:11.87)	0:47.32 [6] (0:12.43)	0:34.89 [6] (0:12.06)	0:22.83 [6] (0:11.10)	0:11.73 [5] (0:11.73)						
Average Speed [km/h]	53.6	64.5	61.7	60.0	61.6	65.5	61.4						
Top Speed [km/h]	64.2	65.3	65.4	61.2	63.9	66.8	64.5						
Avg. Dist. to Rail [m]	8.5	7.4	7.3	6.7	5.5	6.3	10.0						
Avg. Stride Freq. [Hz]	2.1	2.4	2.3	2.2	2.3	2.4	2.4						
Avg. Stride Length [m]	6.9	7.5	7.6	7.5	7.6	7.6	7.3						





Doomben QLD Professional
Race 7: SKY RACING Class 3 Handicap - 1200m
19 March 2025 - 16:33



Track Rating: Good 4, Weather: Fine, Rail Position: +6m Entire

Section						Overall	1000m	800m	600m	400m	200m	Last 600m			
Field Times						1:09.72 (0:12.26)	0:57.46 (0:10.73)	0:46.73 (0:11.96)	0:34.77 (0:11.95)	0:22.82 (0:11.10)	0:11.72 (0:11.72)	0:34.77			
Rank	TAB	Horse/Jockey	Barrier	Top Speed [km/h]	Fastest Section									Margin	Distance Travelled [m]
1	6	CERTAINLYCAN	7	70.7	0:10.69	1:09.72 [1]	0:57.42 [2]	0:46.73 [1]	0:34.77 [1]	0:22.82 [1]	0:11.72 [1]	1:09.72	0:34.77		
		Emily Lang		1000m	1000m	(0:12.30)	(0:10.69)	(0:11.96)	(0:11.95)	(0:11.10)	(0:11.72)				
2	4	THANKYOU HENRY	8	67.8	0:10.98	1:09.84 [2]	0:57.11 [7]	0:46.13 [6]	0:34.40 [6]	0:22.49 [6]	0:11.40 [5]	0.73L	0:34.40	-1	
		Ryan Maloney		1000m	1000m	(0:12.73)	(0:10.98)	(0:11.73)	(0:11.91)	(0:11.09)	(0:11.40)				
3	7	IMPENDOR	9	67.3	0:11.06	1:09.87 [3]	0:57.16 [6]	0:46.10 [7]	0:34.45 [5]	0:22.72 [4]	0:11.60 [4]	0.9L	0:34.45	+7	
		Damien Thornton		1000m	1000m	(0:12.71)	(0:11.06)	(0:11.65)	(0:11.73)	(0:11.12)	(0:11.60)				
4	5	QUOTHQUAN	3	67.6	0:11.02	1:09.94 [4]	0:56.86 [9]	0:45.78 [9]	0:34.20 [8]	0:22.50 [7]	0:11.48 [6]	1.28L	0:34.20	+3	
		Andrew Mallyon		400m	400m	(0:13.08)	(0:11.08)	(0:11.58)	(0:11.70)	(0:11.02)	(0:11.48)				
5	3	KEEP SAFE	6	69.8	0:10.89	1:10.05 [5]	0:57.79 [1]	0:46.90 [2]	0:35.03 [2]	0:23.02 [2]	0:11.82 [2]	1.91L	0:35.03	+2	
		Bailey Wheeler		1000m	1000m	(0:12.26)	(0:10.89)	(0:11.87)	(0:12.01)	(0:11.20)	(0:11.82)				
6	11	MISSILE ONE	2	67.9	0:10.95	1:10.12 [6]	0:57.73 [4]	0:46.78 [4]	0:34.99 [3]	0:22.99 [3]	0:11.88 [3]	2.33L	0:34.99	+3	
		Taylor Marshall		1000m	1000m	(0:12.39)	(0:10.95)	(0:11.79)	(0:12.00)	(0:11.11)	(0:11.88)				
7	10	ROSE OF SHIRAZ	5	67.3	0:11.03	1:10.47 [7]	0:57.87 [5]	0:46.84 [5]	0:34.98 [7]	0:23.02 [8]	0:11.87 [7]	4.42L	0:34.98	+3	
		Jake Bayliss		1000m	1000m	(0:12.60)	(0:11.03)	(0:11.86)	(0:11.96)	(0:11.15)	(0:11.87)				
8	8	VELOCE METEOR	1	67.3	0:11.13	1:10.69 [8]	0:57.77 [8]	0:46.64 [8]	0:34.94 [9]	0:22.97 [9]	0:11.80 [9]	5.72L	0:34.94	+3	
		Elione Chaves		1000m	1000m	(0:12.92)	(0:11.13)	(0:11.70)	(0:11.97)	(0:11.17)	(0:11.80)				
9	12	CRYMENOTEARS	4	69.4	0:10.86	1:11.08 [9]	0:58.74 [3]	0:47.88 [3]	0:35.92 [4]	0:23.90 [5]	0:12.38 [8]	8.02L	0:35.92	-1	
		Cejay Graham		1000m	1000m	(0:12.34)	(0:10.86)	(0:11.96)	(0:12.02)	(0:11.52)	(0:12.38)				

Scratched: Fistsoffury (#1), Stanislaus (#2), Miss Personality (#9)



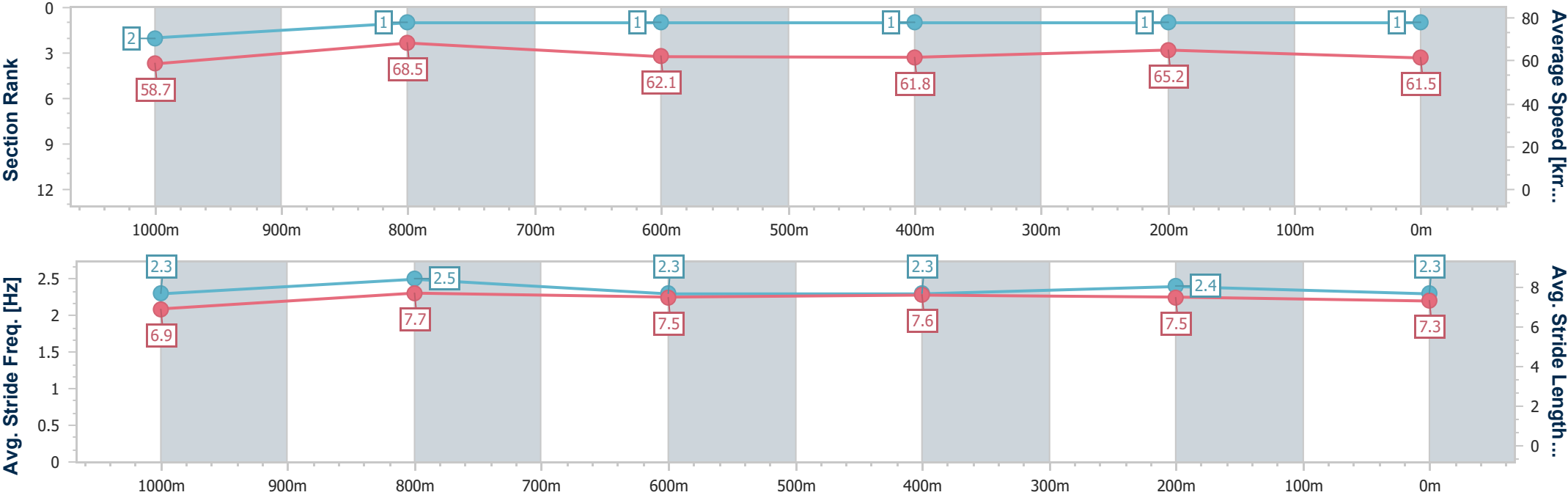
Horse/Jockey Name	Certainlycan
Final Rank	1
Fastest Section Time (Section)	0:10.69 (1000m)
Top Speed [km/h] (Section)	70.7 (1000m)
Race State	Finished



Doomben QLD Professional
Race 7: SKY RACING Class 3 Handicap - 1200m
19 March 2025 - 16:33
Track Rating: Good 4, Weather: Fine, Rail Position: +6m Entire



Section	Overall	1000m	800m	600m	400m	200m							
Section Times	1:09.72 [1] (0:12.30)	0:57.42 [2] (0:10.69)	0:46.73 [1] (0:11.96)	0:34.77 [1] (0:11.95)	0:22.82 [1] (0:11.10)	0:11.72 [1] (0:11.72)							
Average Speed [km/h]	58.7	68.5	62.1	61.8	65.2	61.5							
Top Speed [km/h]	68.7	70.7	64.6	63.4	66.4	65.0							
Avg. Dist. to Rail [m]	11.5	8.1	6.0	4.5	3.1	3.9							
Avg. Stride Freq. [Hz]	2.3	2.5	2.3	2.3	2.4	2.3							
Avg. Stride Length [m]	6.9	7.7	7.5	7.6	7.5	7.3							





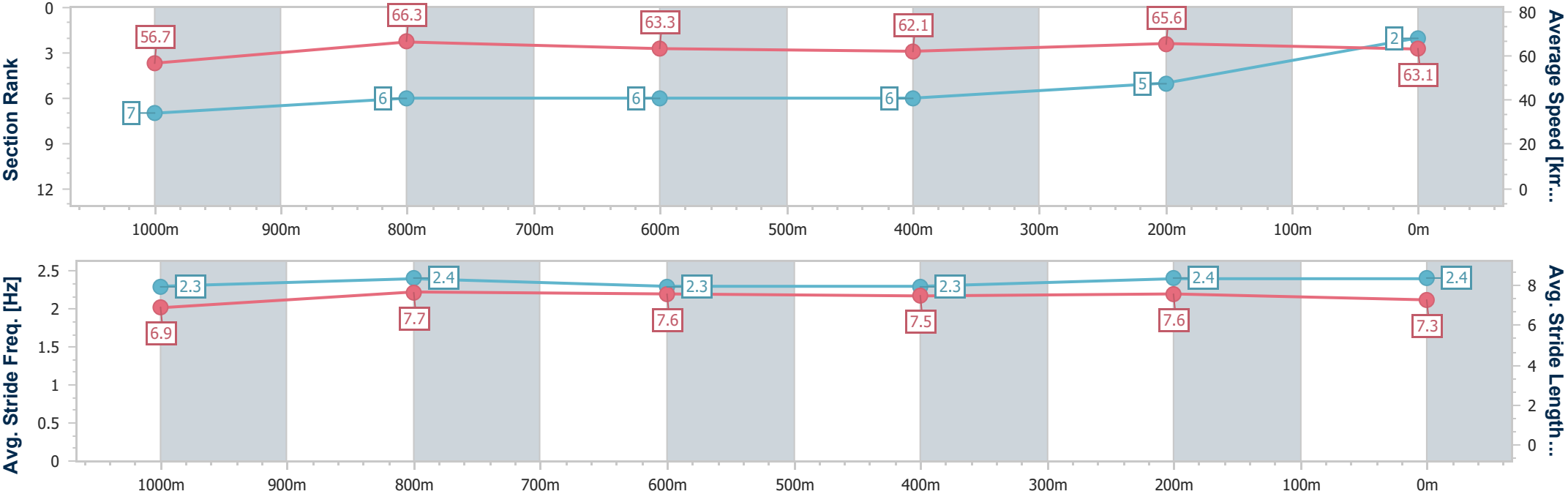
Horse/Jockey Name	Thankyou Henry
Final Rank	2
Fastest Section Time (Section)	0:10.98 (1000m)
Top Speed [km/h] (Section)	67.8 (1000m)
Race State	Finished



Doomben QLD Professional
Race 7: SKY RACING Class 3 Handicap - 1200m
19 March 2025 - 16:33
Track Rating: Good 4, Weather: Fine, Rail Position: +6m Entire



Section	Overall	1000m	800m	600m	400m	200m							
Section Times	1:09.84 [2] (0:12.73)	0:57.11 [7] (0:10.98)	0:46.13 [6] (0:11.73)	0:34.40 [6] (0:11.91)	0:22.49 [6] (0:11.09)	0:11.40 [5] (0:11.40)							
Average Speed [km/h]	56.7	66.3	63.3	62.1	65.6	63.1							
Top Speed [km/h]	66.7	67.8	65.4	63.6	66.9	66.1							
Avg. Dist. to Rail [m]	10.7	6.2	5.3	4.9	4.8	5.3							
Avg. Stride Freq. [Hz]	2.3	2.4	2.3	2.3	2.4	2.4							
Avg. Stride Length [m]	6.9	7.7	7.6	7.5	7.6	7.3							



[] Ranking at each section and finish
- - - - No data available at this section
NA No data available



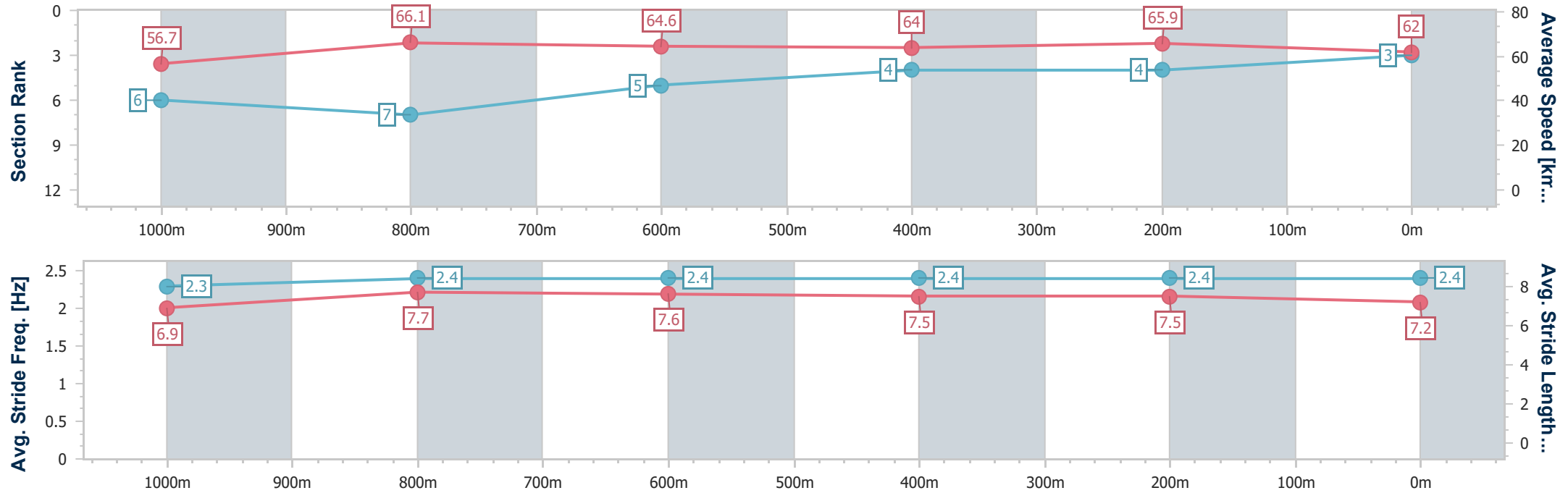
Horse/Jockey Name	Impendor
Final Rank	3
Fastest Section Time (Section)	0:11.06 (1000m)
Top Speed [km/h] (Section)	67.3 (1000m)
Race State	Finished



Doomben QLD Professional
Race 7: SKY RACING Class 3 Handicap - 1200m
19 March 2025 - 16:33
Track Rating: Good 4, Weather: Fine, Rail Position: +6m Entire



Section	Overall	1000m	800m	600m	400m	200m							
Section Times	1:09.87 [3] (0:12.71)	0:57.16 [6] (0:11.06)	0:46.10 [7] (0:11.65)	0:34.45 [5] (0:11.73)	0:22.72 [4] (0:11.12)	0:11.60 [4] (0:11.60)							
Average Speed [km/h]	56.7	66.1	64.6	64.0	65.9	62.0							
Top Speed [km/h]	66.7	67.3	66.2	65.4	66.5	65.9							
Avg. Dist. to Rail [m]	13.0	7.7	8.2	7.4	8.2	8.7							
Avg. Stride Freq. [Hz]	2.3	2.4	2.4	2.4	2.4	2.4							
Avg. Stride Length [m]	6.9	7.7	7.6	7.5	7.5	7.2							



[] Ranking at each section and finish
- - - - No data available at this section
NA No data available



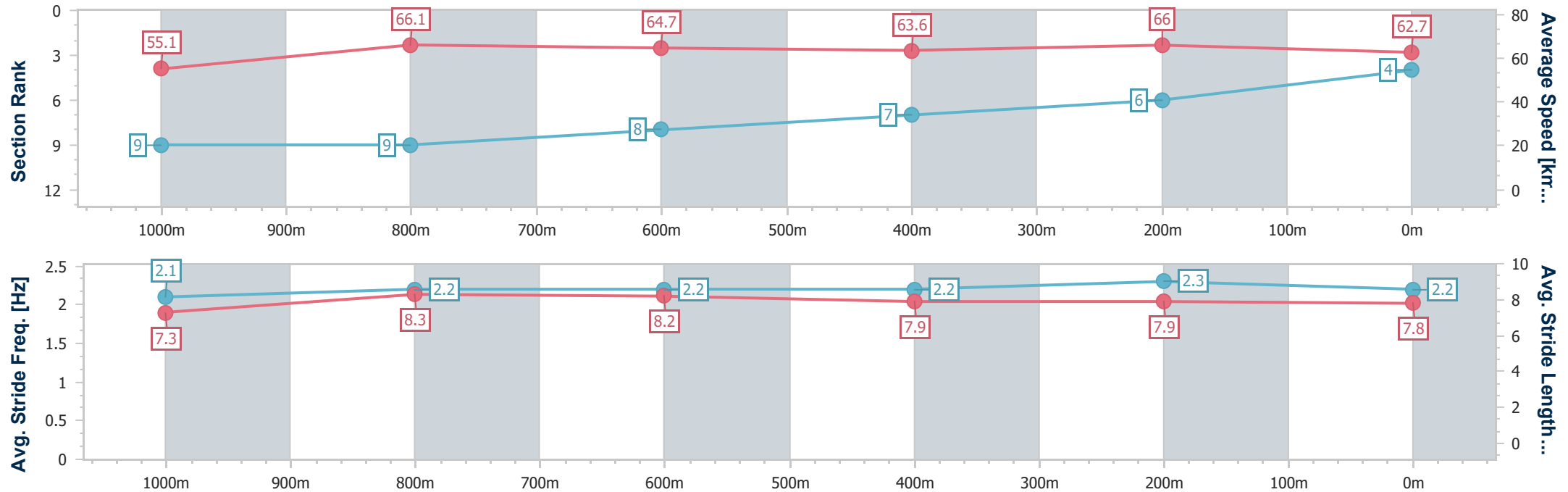
Horse/Jockey Name	Quothquan
Final Rank	4
Fastest Section Time (Section)	0:11.02 (400m)
Top Speed [km/h] (Section)	67.6 (400m)
Race State	Finished



Doomben QLD Professional
Race 7: SKY RACING Class 3 Handicap - 1200m
19 March 2025 - 16:33
Track Rating: Good 4, Weather: Fine, Rail Position: +6m Entire



Section	Overall	1000m	800m	600m	400m	200m							
Section Times	1:09.94 [4] (0:13.08)	0:56.86 [9] (0:11.08)	0:45.78 [9] (0:11.58)	0:34.20 [8] (0:11.70)	0:22.50 [7] (0:11.02)	0:11.48 [6] (0:11.48)							
Average Speed [km/h]	55.1	66.1	64.7	63.6	66.0	62.7							
Top Speed [km/h]	64.9	67.4	66.9	65.1	67.6	65.8							
Avg. Dist. to Rail [m]	8.1	7.1	7.5	6.2	7.4	9.8							
Avg. Stride Freq. [Hz]	2.1	2.2	2.2	2.2	2.3	2.2							
Avg. Stride Length [m]	7.3	8.3	8.2	7.9	7.9	7.8							



[] Ranking at each section and finish
-.-.- No data available at this section
NA No data available



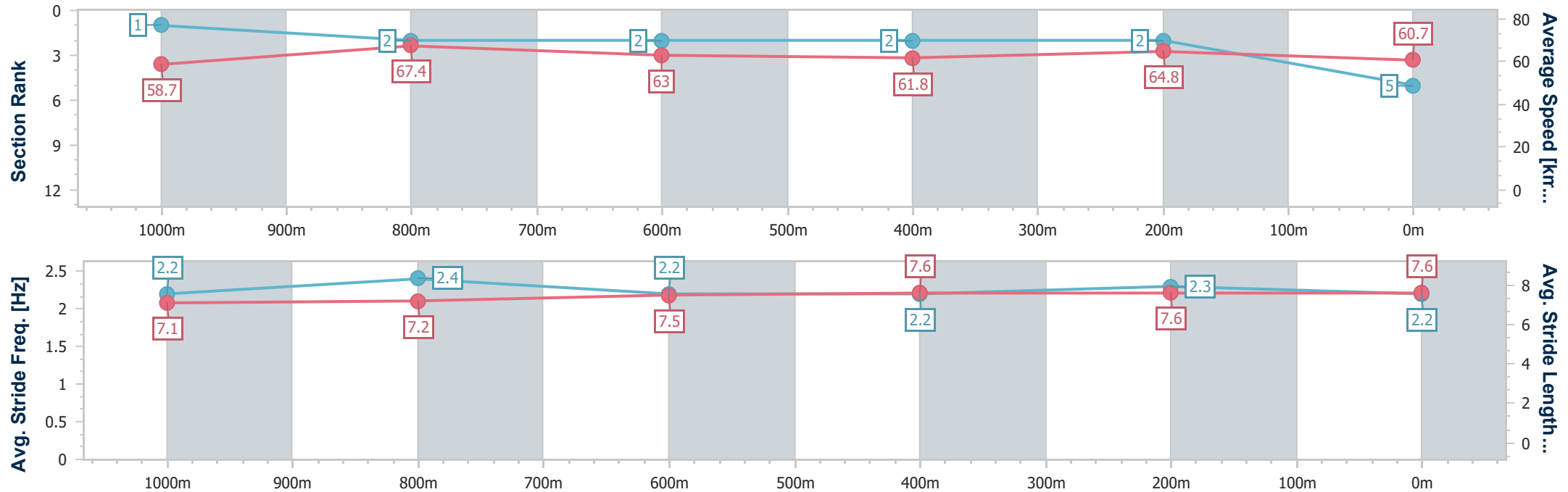
Horse/Jockey Name	Keep Safe
Final Rank	5
Fastest Section Time (Section)	0:10.89 (1000m)
Top Speed [km/h] (Section)	69.8 (1000m)
Race State	Finished



Doomben QLD Professional
Race 7: SKY RACING Class 3 Handicap - 1200m
19 March 2025 - 16:33
Track Rating: Good 4, Weather: Fine, Rail Position: +6m Entire



Section	Overall	1000m	800m	600m	400m	200m							
Section Times	1:10.05 [5] (0:12.26)	0:57.79 [1] (0:10.89)	0:46.90 [2] (0:11.87)	0:35.03 [2] (0:12.01)	0:23.02 [2] (0:11.20)	0:11.82 [2] (0:11.82)							
Average Speed [km/h]	58.7	67.4	63.0	61.8	64.8	60.7							
Top Speed [km/h]	69.0	69.8	65.4	63.2	65.7	64.3							
Avg. Dist. to Rail [m]	10.4	8.1	7.2	5.1	5.1	7.3							
Avg. Stride Freq. [Hz]	2.2	2.4	2.2	2.2	2.3	2.2							
Avg. Stride Length [m]	7.1	7.2	7.5	7.6	7.6	7.6							





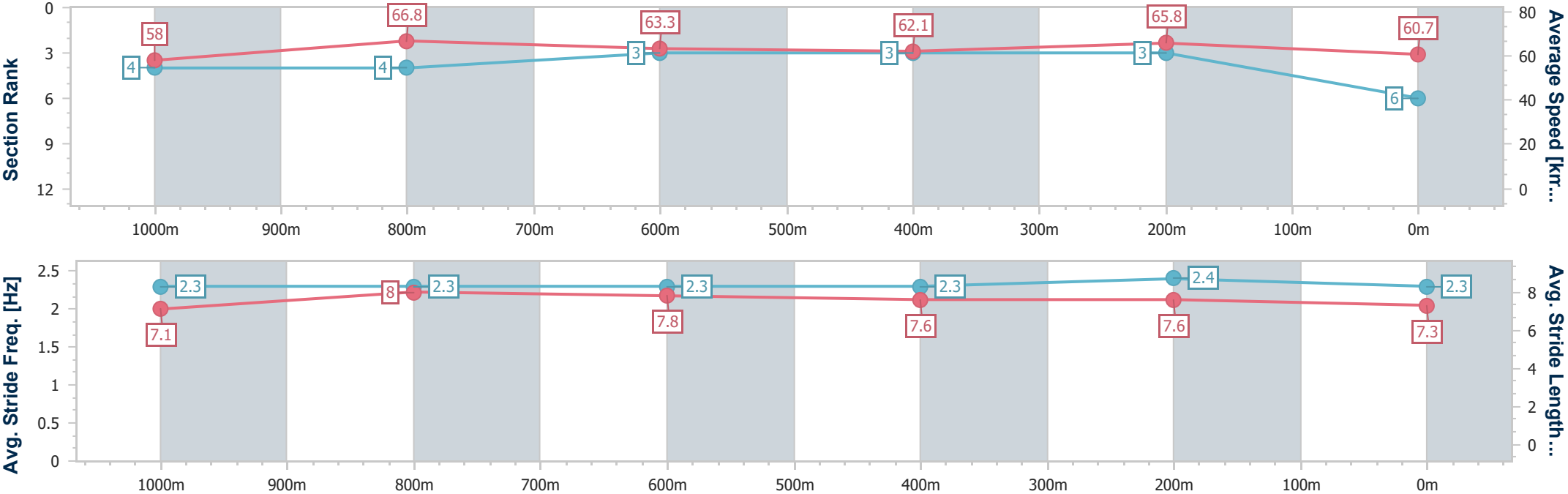
Horse/Jockey Name	Missile One
Final Rank	6
Fastest Section Time (Section)	0:10.95 (1000m)
Top Speed [km/h] (Section)	67.9 (1000m)
Race State	Finished



Doomben QLD Professional
Race 7: SKY RACING Class 3 Handicap - 1200m
19 March 2025 - 16:33
Track Rating: Good 4, Weather: Fine, Rail Position: +6m Entire



Section	Overall	1000m	800m	600m	400m	200m							
Section Times	1:10.12 [6] (0:12.39)	0:57.73 [4] (0:10.95)	0:46.78 [4] (0:11.79)	0:34.99 [3] (0:12.00)	0:22.99 [3] (0:11.11)	0:11.88 [3] (0:11.88)							
Average Speed [km/h]	58.0	66.8	63.3	62.1	65.8	60.7							
Top Speed [km/h]	67.3	67.9	65.5	64.5	67.1	64.1							
Avg. Dist. to Rail [m]	7.2	6.7	6.8	6.6	5.8	6.9							
Avg. Stride Freq. [Hz]	2.3	2.3	2.3	2.3	2.4	2.3							
Avg. Stride Length [m]	7.1	8.0	7.8	7.6	7.6	7.3							





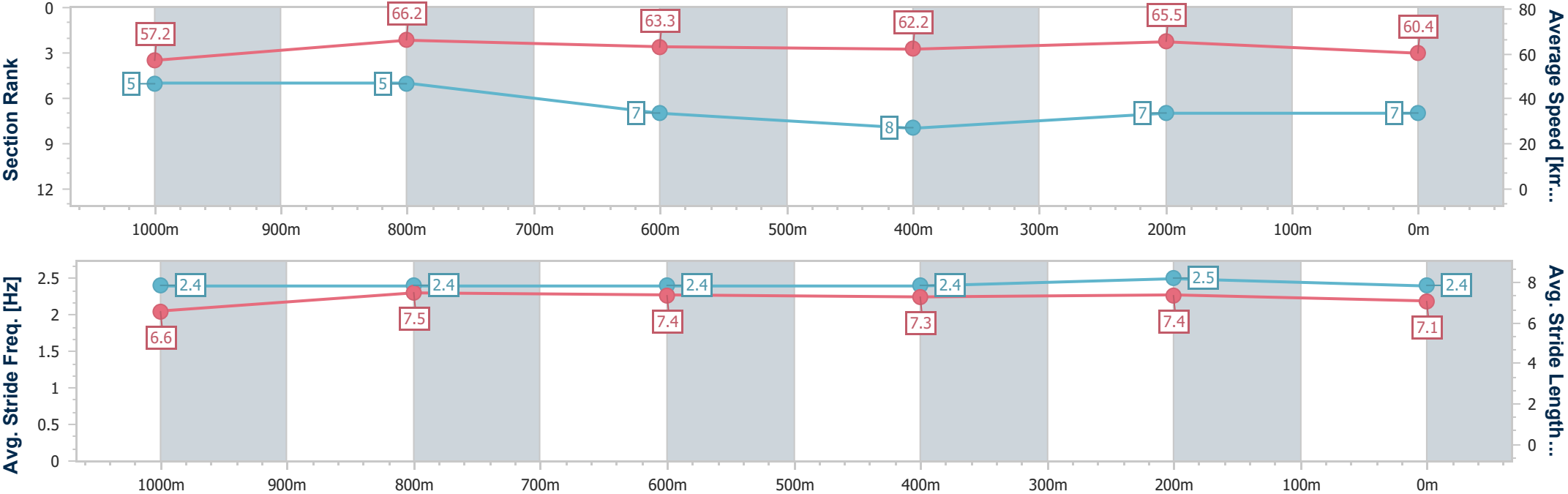
Horse/Jockey Name	Rose Of Shiraz
Final Rank	7
Fastest Section Time (Section)	0:11.03 (1000m)
Top Speed [km/h] (Section)	67.3 (1000m)
Race State	Finished



Doomben QLD Professional
Race 7: SKY RACING Class 3 Handicap - 1200m
19 March 2025 - 16:33
Track Rating: Good 4, Weather: Fine, Rail Position: +6m Entire



Section	Overall	1000m	800m	600m	400m	200m							
Section Times	1:10.47 [7] (0:12.60)	0:57.87 [5] (0:11.03)	0:46.84 [5] (0:11.86)	0:34.98 [7] (0:11.96)	0:23.02 [8] (0:11.15)	0:11.87 [7] (0:11.87)							
Average Speed [km/h]	57.2	66.2	63.3	62.2	65.5	60.4							
Top Speed [km/h]	66.5	67.3	65.6	64.3	66.5	65.6							
Avg. Dist. to Rail [m]	9.3	7.6	7.3	6.1	7.4	8.7							
Avg. Stride Freq. [Hz]	2.4	2.4	2.4	2.4	2.5	2.4							
Avg. Stride Length [m]	6.6	7.5	7.4	7.3	7.4	7.1							



[] Ranking at each section and finish
-.-.- No data available at this section
NA No data available



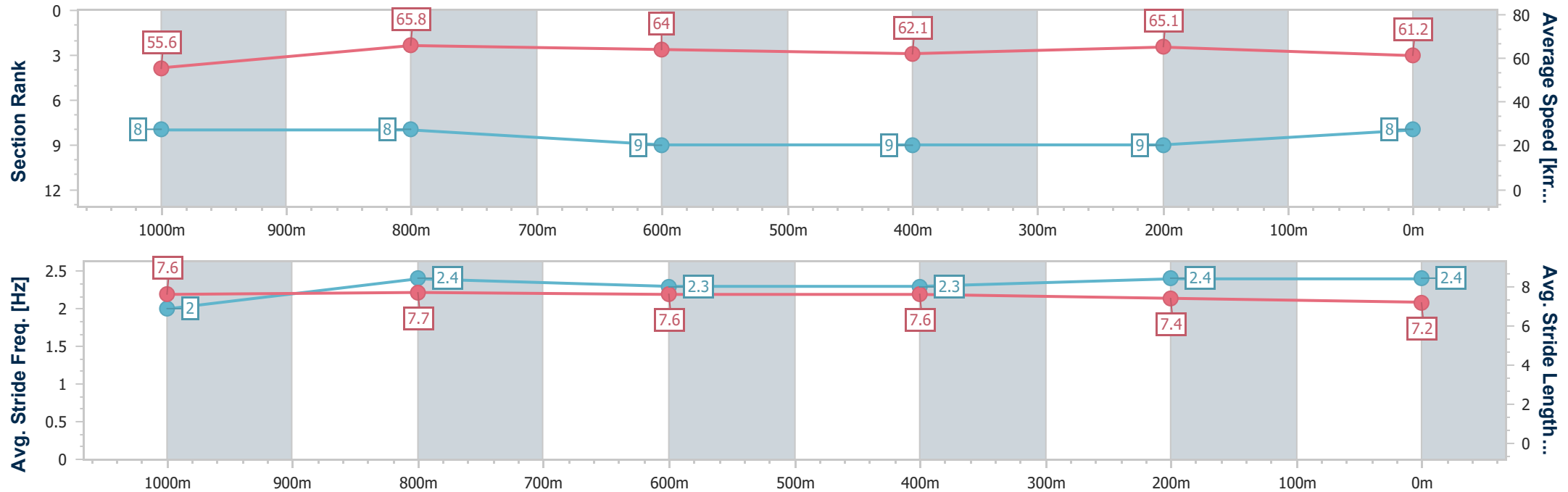
Horse/Jockey Name	Veloce Meteor
Final Rank	8
Fastest Section Time (Section)	0:11.13 (1000m)
Top Speed [km/h] (Section)	67.3 (1000m)
Race State	Finished



Doomben QLD Professional
Race 7: SKY RACING Class 3 Handicap - 1200m
19 March 2025 - 16:33
Track Rating: Good 4, Weather: Fine, Rail Position: +6m Entire



Section	Overall	1000m	800m	600m	400m	200m							
Section Times	1:10.69 [8] (0:12.92)	0:57.77 [8] (0:11.13)	0:46.64 [8] (0:11.70)	0:34.94 [9] (0:11.97)	0:22.97 [9] (0:11.17)	0:11.80 [9] (0:11.80)							
Average Speed [km/h]	55.6	65.8	64.0	62.1	65.1	61.2							
Top Speed [km/h]	64.6	67.3	65.4	63.7	66.4	64.6							
Avg. Dist. to Rail [m]	7.0	6.8	7.5	5.6	7.6	9.8							
Avg. Stride Freq. [Hz]	2.0	2.4	2.3	2.3	2.4	2.4							
Avg. Stride Length [m]	7.6	7.7	7.6	7.6	7.4	7.2							



[] Ranking at each section and finish
-.-.- No data available at this section
NA No data available



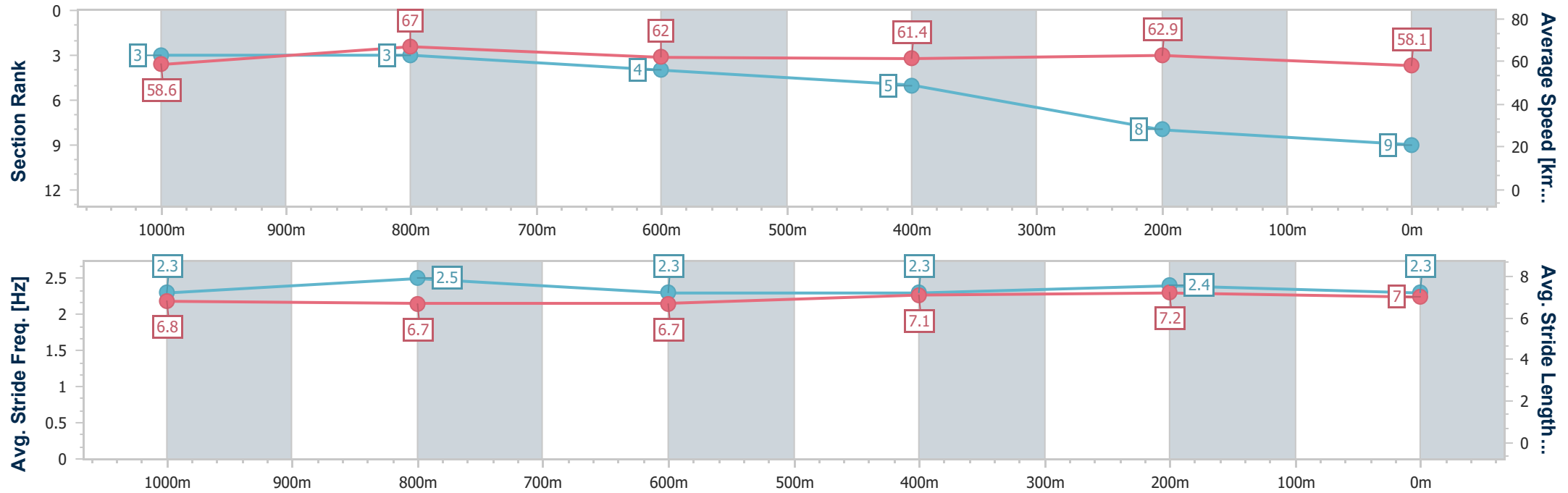
Horse/Jockey Name	Crymenotears
Final Rank	9
Fastest Section Time (Section)	0:10.86 (1000m)
Top Speed [km/h] (Section)	69.4 (1000m)
Race State	Finished



Doomben QLD Professional
Race 7: SKY RACING Class 3 Handicap - 1200m
19 March 2025 - 16:33
Track Rating: Good 4, Weather: Fine, Rail Position: +6m Entire



Section	Overall	1000m	800m	600m	400m	200m							
Section Times	1:11.08 [9] (0:12.34)	0:58.74 [3] (0:10.86)	0:47.88 [3] (0:11.96)	0:35.92 [4] (0:12.02)	0:23.90 [5] (0:11.52)	0:12.38 [8] (0:12.38)							
Average Speed [km/h]	58.6	67.0	62.0	61.4	62.9	58.1							
Top Speed [km/h]	69.0	69.4	63.6	62.7	64.5	61.4							
Avg. Dist. to Rail [m]	8.6	6.6	5.4	4.4	4.3	4.6							
Avg. Stride Freq. [Hz]	2.3	2.5	2.3	2.3	2.4	2.3							
Avg. Stride Length [m]	6.8	6.7	6.7	7.1	7.2	7.0							





Doomben QLD Professional

Race 8: LADBROKES ODDS SURGE BENCHMARK 65 Handicap - 1110m

19 March 2025 - 17:11



BRISBANE
RACING CLUB

Track Rating: Good 4, Weather: Fine, Rail Position: +6m Entire

Section						Overall	1000m	800m	600m	400m	200m	Last 600m	
Field Times						1:04.09 (0:07.24)	0:56.85 (0:10.59)	0:46.26 (0:11.33)	0:34.93 (0:11.55)	0:23.38 (0:11.49)	0:11.89 (0:11.89)	0:34.93	
Rank	TAB	Horse/Jockey	Barrier	Top Speed [km/h]	Fastest Section							Margin	Distance Travelled [m]
1	10	SAVOLDI	2	69.3	0:07.27	1:04.09 [1]	0:56.82 [2]	0:46.04 [2]	0:34.55 [5]	0:23.10 [3]	0:11.88 [2]	1:04.09	0:34.55
		Bailey Wheeler		1000m	Overall	(0:07.27)	(0:10.78)	(0:11.49)	(0:11.45)	(0:11.22)	(0:11.88)		
2	4	EAGLE HAWK STAR	9	67.7	0:07.75	1:04.26 [2]	0:56.51 [10]	0:45.45 [10]	0:34.12 [10]	0:22.71 [10]	0:11.52 [7]	0.99L	0:34.12 +9
		Tahlia Fenlon		1000m	Overall	(0:07.75)	(0:11.06)	(0:11.33)	(0:11.41)	(0:11.19)	(0:11.52)		
3	15	ETUDE	3	69.3	0:07.69	1:04.39 [3]	0:56.70 [9]	0:45.86 [8]	0:34.62 [8]	0:23.13 [7]	0:11.94 [5]	1.75L	0:34.62 +7
		Damien Thornton		1000m	Overall	(0:07.69)	(0:10.84)	(0:11.24)	(0:11.49)	(0:11.19)	(0:11.94)		
4	13	WRITTY	10	69.4	0:07.68	1:04.50 [4]	0:56.82 [8]	0:45.85 [9]	0:34.53 [9]	0:22.99 [9]	0:11.73 [8]	2.37L	0:34.53 +7
		Andrew Mallyon		800m	Overall	(0:07.68)	(0:10.97)	(0:11.32)	(0:11.54)	(0:11.26)	(0:11.73)		
5	3	TARPS	7	70.2	0:07.36	1:04.65 [5]	0:57.29 [6]	0:46.51 [5]	0:35.09 [6]	0:23.58 [4]	0:12.27 [4]	3.27L	0:35.09 +11
		Courtney Bellamy		1000m	Overall	(0:07.36)	(0:10.78)	(0:11.42)	(0:11.51)	(0:11.31)	(0:12.27)		
6	9	ROSE NOIR	5	69.2	0:07.27	1:04.66 [6]	0:57.39 [2]	0:46.59 [4]	0:35.21 [2]	0:23.68 [2]	0:12.33 [3]	3.31L	0:35.21 +8
		Angela Jones		1000m	Overall	(0:07.27)	(0:10.80)	(0:11.38)	(0:11.53)	(0:11.35)	(0:12.33)		
7	6	RICH MINX	8	71.5	0:07.24	1:04.91 [7]	0:57.67 [1]	0:47.08 [1]	0:35.75 [1]	0:24.20 [1]	0:12.71 [1]	4.81L	0:35.75 +1
		Ryan Maloney		1000m	Overall	(0:07.24)	(0:10.59)	(0:11.33)	(0:11.55)	(0:11.49)	(0:12.71)		
8	2	GALAXY GENERAL	4	69.3	0:07.33	1:05.15 [8]	0:57.82 [5]	0:46.92 [6]	0:35.67 [3]	0:24.01 [6]	0:12.48 [6]	6.22L	0:35.67 +6
		Noel Callow		1000m	Overall	(0:07.33)	(0:10.90)	(0:11.25)	(0:11.66)	(0:11.53)	(0:12.48)		
9	8	GERRYMANDER	1	68.7	0:07.53	1:05.25 [9]	0:57.72 [7]	0:46.88 [7]	0:35.56 [7]	0:23.93 [8]	0:12.48 [9]	6.81L	0:35.56 +5
		Georgina Cartwright		800m	Overall	(0:07.53)	(0:10.84)	(0:11.32)	(0:11.63)	(0:11.45)	(0:12.48)		
10	7	PRINCE OF SOOVIEV	6	69.6	0:07.29	1:05.92 [10]	0:58.63 [4]	0:47.86 [3]	0:36.40 [4]	0:24.79 [5]	0:13.09 [10]	10.75L	0:36.40 +10
		Cejay Graham		1000m	Overall	(0:07.29)	(0:10.77)	(0:11.46)	(0:11.61)	(0:11.70)	(0:13.09)		

Scratched: Top Bird (#11), Caxton Lass (#12), Mr Encore (#1), Indaza (#14), Great Barrier Reef (#5)



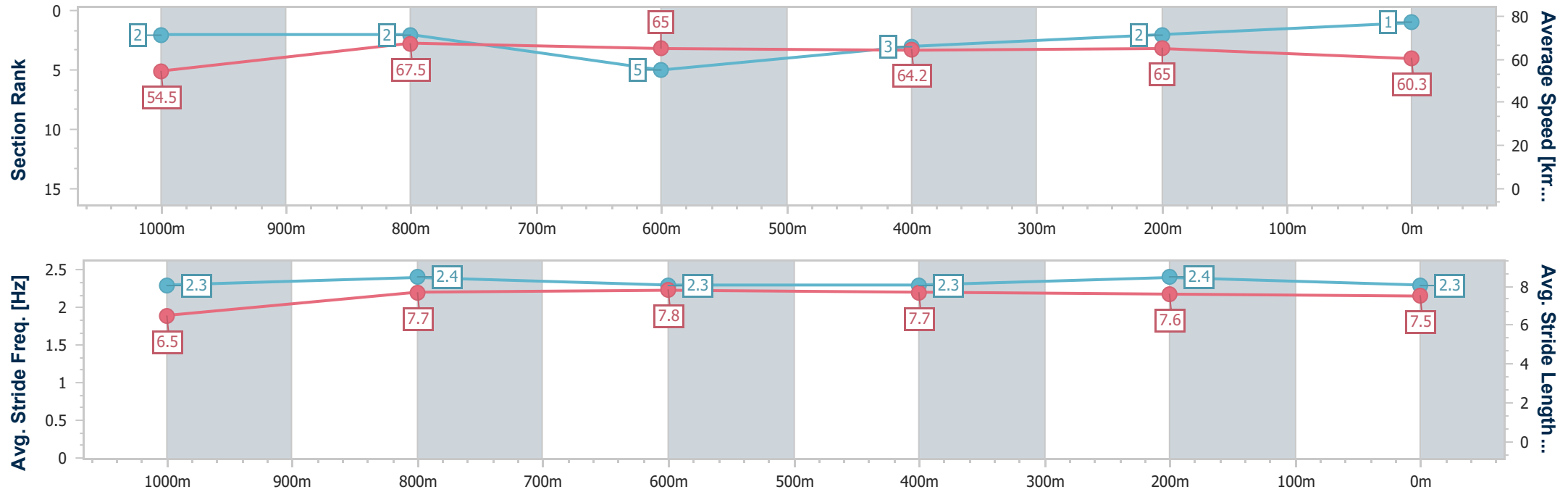
Horse/Jockey Name	Savoldi
Final Rank	1
Fastest Section Time (Section)	0:07.27 (Overall)
Top Speed [km/h] (Section)	69.3 (1000m)
Race State	Finished



Doomben QLD Professional
Race 8: LADBROKES ODDS SURGE BENCHMARK 65
Handicap - 1110m
19 March 2025 - 17:11
Track Rating: Good 4, Weather: Fine, Rail Position: +6m Entire



Section	Overall	1000m	800m	600m	400m	200m							
Section Times	1:04.09 [1] (0:07.27)	0:56.82 [2] (0:10.78)	0:46.04 [2] (0:11.49)	0:34.55 [5] (0:11.45)	0:23.10 [3] (0:11.22)	0:11.88 [2] (0:11.88)							
Average Speed [km/h]	54.5	67.5	65.0	64.2	65.0	60.3							
Top Speed [km/h]	64.3	69.3	65.9	65.8	67.8	64.9							
Avg. Dist. to Rail [m]	8.3	6.7	6.1	4.3	4.7	5.0							
Avg. Stride Freq. [Hz]	2.3	2.4	2.3	2.3	2.4	2.3							
Avg. Stride Length [m]	6.5	7.7	7.8	7.7	7.6	7.5							





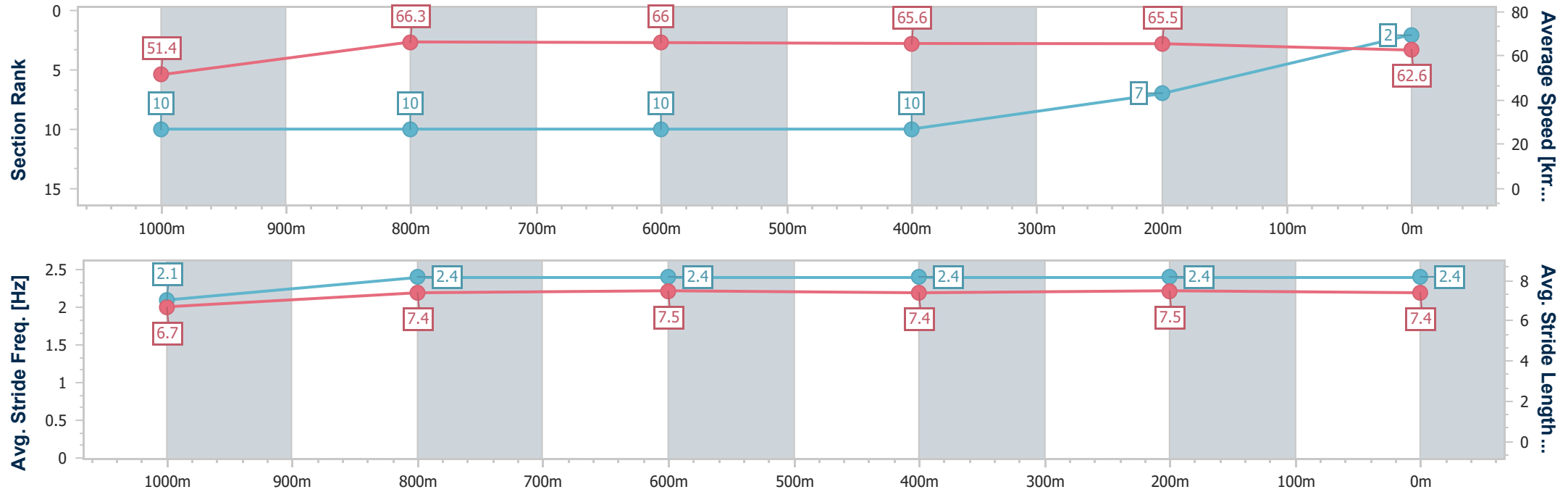
Horse/Jockey Name	Eagle Hawk Star
Final Rank	2
Fastest Section Time (Section)	0:07.75 (Overall)
Top Speed [km/h] (Section)	67.7 (1000m)
Race State	Finished



Doomben QLD Professional
Race 8: LADBROKES ODDS SURGE BENCHMARK 65
Handicap - 1110m
19 March 2025 - 17:11
Track Rating: Good 4, Weather: Fine, Rail Position: +6m Entire



Section	Overall	1000m	800m	600m	400m	200m								
Section Times	1:04.26 [2] (0:07.75)	0:56.51 [10] (0:11.06)	0:45.45 [10] (0:11.33)	0:34.12 [10] (0:11.41)	0:22.71 [10] (0:11.19)	0:11.52 [7] (0:11.52)								
Average Speed [km/h]	51.4	66.3	66.0	65.6	65.5	62.6								
Top Speed [km/h]	62.4	67.7	67.0	67.0	66.2	65.6								
Avg. Dist. to Rail [m]	13.9	7.7	7.3	7.4	9.9	13.2								
Avg. Stride Freq. [Hz]	2.1	2.4	2.4	2.4	2.4	2.4								
Avg. Stride Length [m]	6.7	7.4	7.5	7.4	7.5	7.4								



[] Ranking at each section and finish
-.-.- No data available at this section
NA No data available



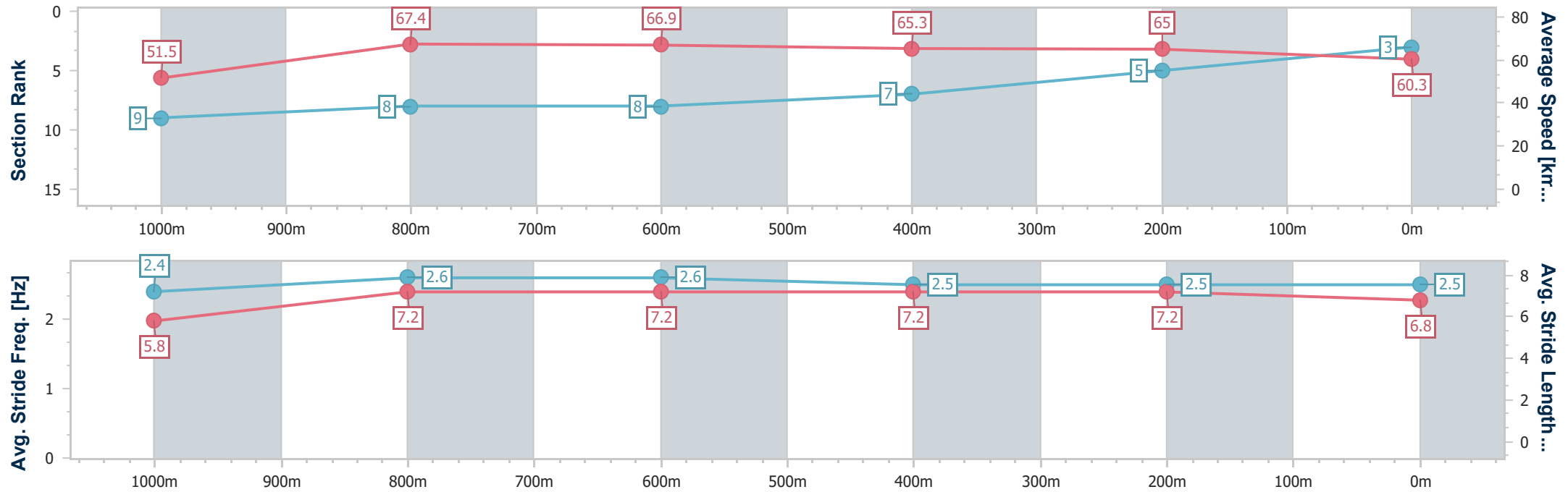
Horse/Jockey Name	Etude
Final Rank	3
Fastest Section Time (Section)	0:07.69 (Overall)
Top Speed [km/h] (Section)	69.3 (1000m)
Race State	Finished



Doomben QLD Professional
Race 8: LADBROKES ODDS SURGE BENCHMARK 65
Handicap - 1110m
19 March 2025 - 17:11
Track Rating: Good 4, Weather: Fine, Rail Position: +6m Entire



Section	Overall	1000m	800m	600m	400m	200m							
Section Times	1:04.39 [3] (0:07.69)	0:56.70 [9] (0:10.84)	0:45.86 [8] (0:11.24)	0:34.62 [8] (0:11.49)	0:23.13 [7] (0:11.19)	0:11.94 [5] (0:11.94)							
Average Speed [km/h]	51.5	67.4	66.9	65.3	65.0	60.3							
Top Speed [km/h]	63.9	69.3	69.1	68.0	66.4	63.5							
Avg. Dist. to Rail [m]	8.8	7.7	7.8	7.3	8.8	9.2							
Avg. Stride Freq. [Hz]	2.4	2.6	2.6	2.5	2.5	2.5							
Avg. Stride Length [m]	5.8	7.2	7.2	7.2	7.2	6.8							



- [] Ranking at each section and finish
- .-.- No data available at this section
- NA No data available



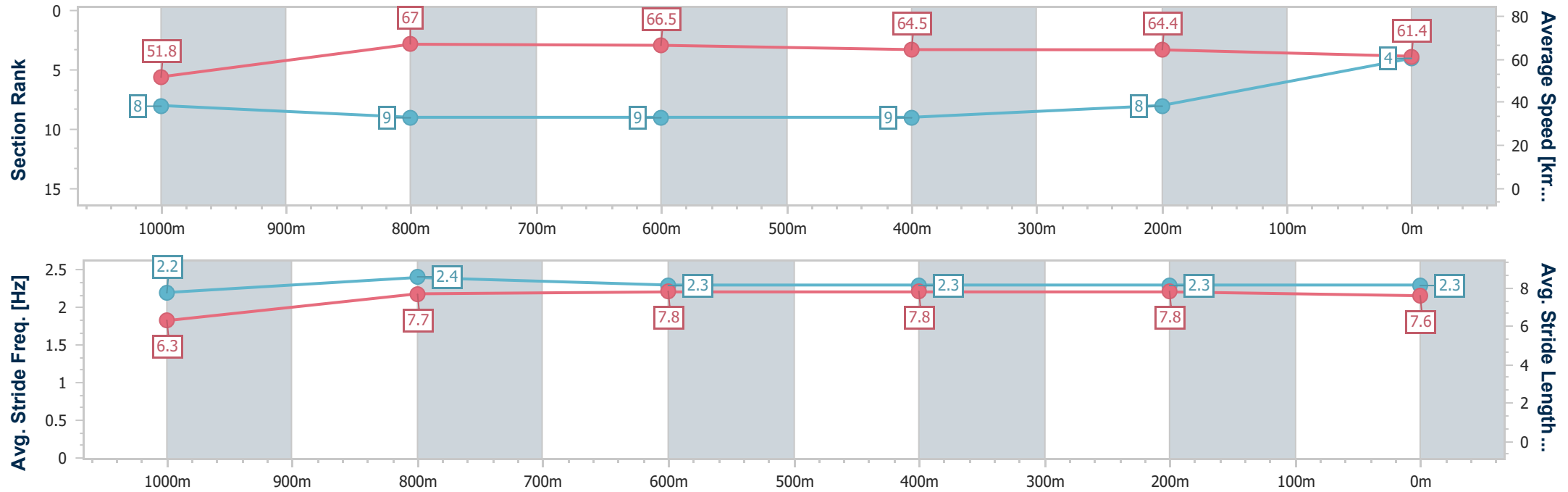
Horse/Jockey Name	Writty
Final Rank	4
Fastest Section Time (Section)	0:07.68 (Overall)
Top Speed [km/h] (Section)	69.4 (800m)
Race State	Finished



Doomben QLD Professional
Race 8: LADBROKES ODDS SURGE BENCHMARK 65
Handicap - 1110m
19 March 2025 - 17:11
Track Rating: Good 4, Weather: Fine, Rail Position: +6m Entire



Section	Overall	1000m	800m	600m	400m	200m							
Section Times	1:04.50 [4] (0:07.68)	0:56.82 [8] (0:10.97)	0:45.85 [9] (0:11.32)	0:34.53 [9] (0:11.54)	0:22.99 [9] (0:11.26)	0:11.73 [8] (0:11.73)							
Average Speed [km/h]	51.8	67.0	66.5	64.5	64.4	61.4							
Top Speed [km/h]	63.3	69.3	69.4	66.7	65.1	64.2							
Avg. Dist. to Rail [m]	15.8	9.9	8.1	6.5	5.0	5.7							
Avg. Stride Freq. [Hz]	2.2	2.4	2.3	2.3	2.3	2.3							
Avg. Stride Length [m]	6.3	7.7	7.8	7.8	7.8	7.6							





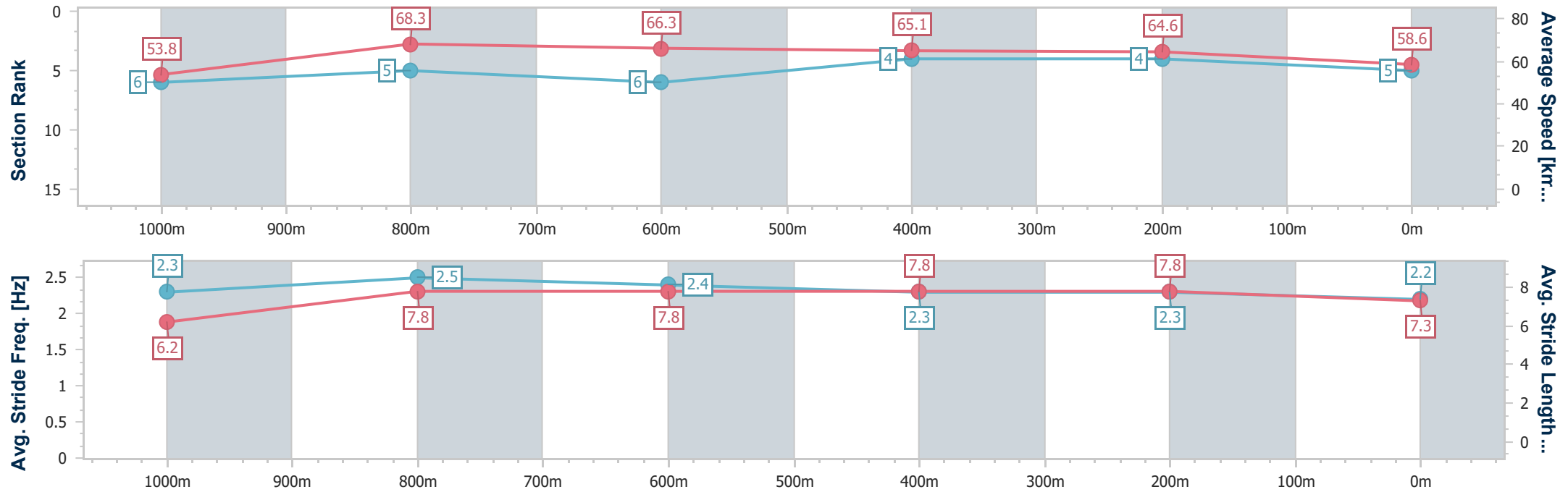
Horse/Jockey Name	Tarps
Final Rank	5
Fastest Section Time (Section)	0:07.36 (Overall)
Top Speed [km/h] (Section)	70.2 (1000m)
Race State	Finished



Doomben QLD Professional
Race 8: LADBROKES ODDS SURGE BENCHMARK 65
Handicap - 1110m
19 March 2025 - 17:11
Track Rating: Good 4, Weather: Fine, Rail Position: +6m Entire



Section	Overall	1000m	800m	600m	400m	200m							
Section Times	1:04.65 [5] (0:07.36)	0:57.29 [6] (0:10.78)	0:46.51 [5] (0:11.42)	0:35.09 [6] (0:11.51)	0:23.58 [4] (0:11.31)	0:12.27 [4] (0:12.27)							
Average Speed [km/h]	53.8	68.3	66.3	65.1	64.6	58.6							
Top Speed [km/h]	63.9	70.2	67.8	67.2	65.5	62.2							
Avg. Dist. to Rail [m]	12.3	9.0	9.4	7.9	7.6	9.7							
Avg. Stride Freq. [Hz]	2.3	2.5	2.4	2.3	2.3	2.2							
Avg. Stride Length [m]	6.2	7.8	7.8	7.8	7.8	7.3							





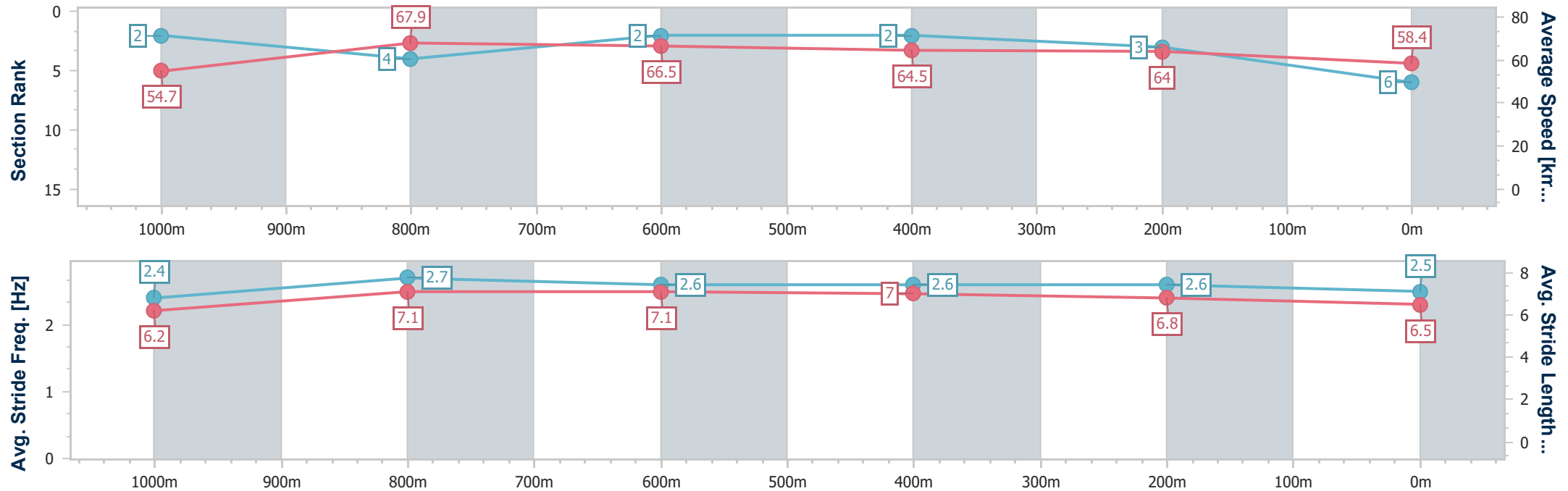
Horse/Jockey Name	Rose Noir
Final Rank	6
Fastest Section Time (Section)	0:07.27 (Overall)
Top Speed [km/h] (Section)	69.2 (1000m)
Race State	Finished



Doomben QLD Professional
Race 8: LADBROKES ODDS SURGE BENCHMARK 65
Handicap - 1110m
19 March 2025 - 17:11
Track Rating: Good 4, Weather: Fine, Rail Position: +6m Entire



Section	Overall	1000m	800m	600m	400m	200m								
Section Times	1:04.66 [6] (0:07.27)	0:57.39 [2] (0:10.80)	0:46.59 [4] (0:11.38)	0:35.21 [2] (0:11.53)	0:23.68 [2] (0:11.35)	0:12.33 [3] (0:12.33)								
Average Speed [km/h]	54.7	67.9	66.5	64.5	64.0	58.4								
Top Speed [km/h]	65.3	69.2	68.4	66.4	65.0	62.8								
Avg. Dist. to Rail [m]	11.0	9.2	9.1	6.0	5.1	6.9								
Avg. Stride Freq. [Hz]	2.4	2.7	2.6	2.6	2.6	2.5								
Avg. Stride Length [m]	6.2	7.1	7.1	7.0	6.8	6.5								





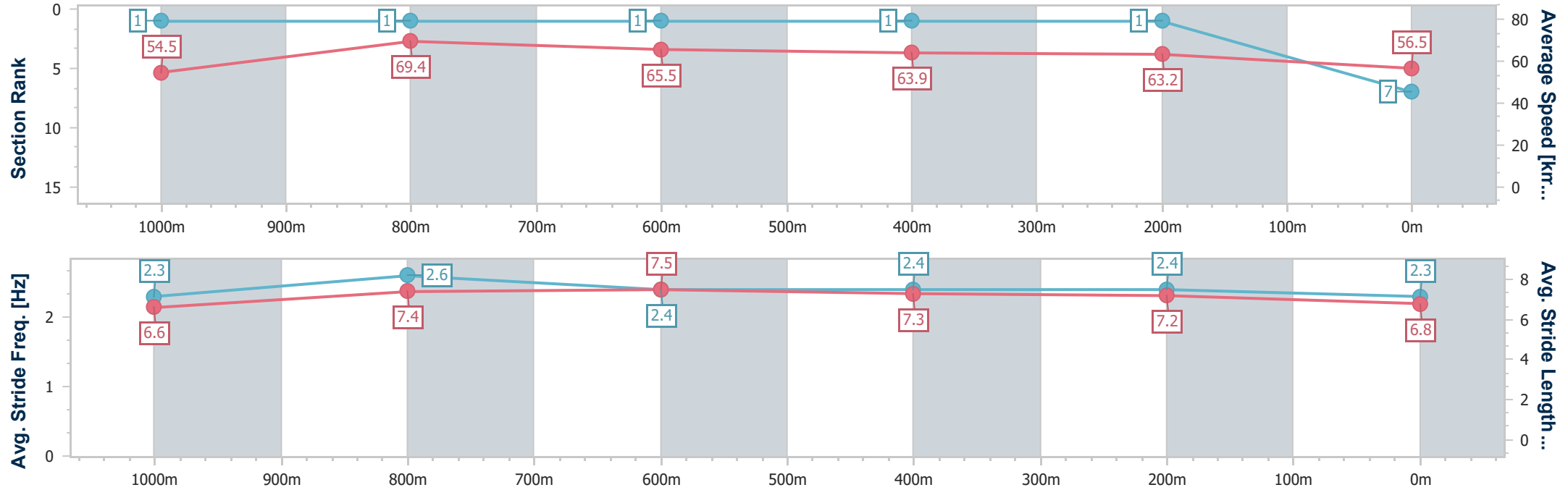
Horse/Jockey Name	Rich Minx
Final Rank	7
Fastest Section Time (Section)	0:07.24 (Overall)
Top Speed [km/h] (Section)	71.5 (1000m)
Race State	Finished



Doomben QLD Professional
Race 8: LADBROKES ODDS SURGE BENCHMARK 65
Handicap - 1110m
19 March 2025 - 17:11
Track Rating: Good 4, Weather: Fine, Rail Position: +6m Entire



Section	Overall	1000m	800m	600m	400m	200m							
Section Times	1:04.91 [7] (0:07.24)	0:57.67 [1] (0:10.59)	0:47.08 [1] (0:11.33)	0:35.75 [1] (0:11.55)	0:24.20 [1] (0:11.49)	0:12.71 [1] (0:12.71)							
Average Speed [km/h]	54.5	69.4	65.5	63.9	63.2	56.5							
Top Speed [km/h]	65.5	71.5	67.2	66.0	65.7	61.6							
Avg. Dist. to Rail [m]	13.7	9.1	5.5	4.8	3.5	3.5							
Avg. Stride Freq. [Hz]	2.3	2.6	2.4	2.4	2.4	2.3							
Avg. Stride Length [m]	6.6	7.4	7.5	7.3	7.2	6.8							



[] Ranking at each section and finish
- - - - No data available at this section
NA No data available



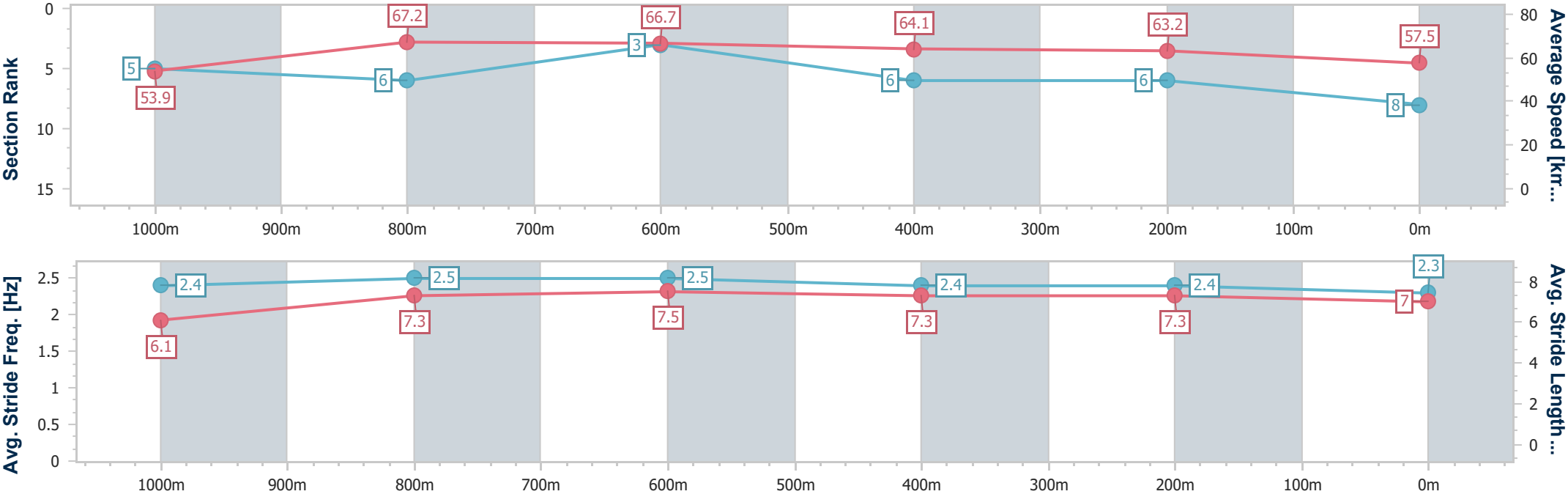
Horse/Jockey Name	Galaxy General
Final Rank	8
Fastest Section Time (Section)	0:07.33 (Overall)
Top Speed [km/h] (Section)	69.3 (1000m)
Race State	Finished



Doomben QLD Professional
Race 8: LADBROKES ODDS SURGE BENCHMARK 65
Handicap - 1110m
19 March 2025 - 17:11
Track Rating: Good 4, Weather: Fine, Rail Position: +6m Entire



Section	Overall	1000m	800m	600m	400m	200m							
Section Times	1:05.15 [8] (0:07.33)	0:57.82 [5] (0:10.90)	0:46.92 [6] (0:11.25)	0:35.67 [3] (0:11.66)	0:24.01 [6] (0:11.53)	0:12.48 [6] (0:12.48)							
Average Speed [km/h]	53.9	67.2	66.7	64.1	63.2	57.5							
Top Speed [km/h]	66.1	69.3	67.9	66.0	64.8	62.4							
Avg. Dist. to Rail [m]	9.4	7.7	7.2	6.9	6.3	7.5							
Avg. Stride Freq. [Hz]	2.4	2.5	2.5	2.4	2.4	2.3							
Avg. Stride Length [m]	6.1	7.3	7.5	7.3	7.3	7.0							





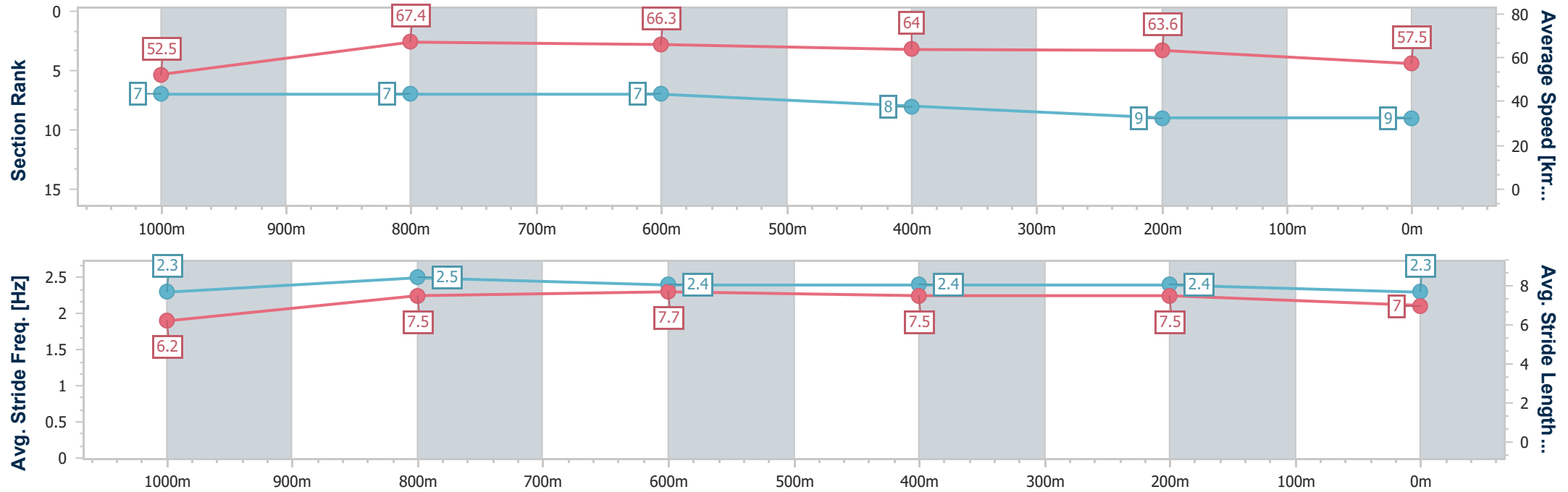
Horse/Jockey Name	Gerrymander
Final Rank	9
Fastest Section Time (Section)	0:07.53 (Overall)
Top Speed [km/h] (Section)	68.7 (800m)
Race State	Finished



Doomben QLD Professional
Race 8: LADBROKES ODDS SURGE BENCHMARK 65
Handicap - 1110m
19 March 2025 - 17:11
Track Rating: Good 4, Weather: Fine, Rail Position: +6m Entire



Section	Overall	1000m	800m	600m	400m	200m							
Section Times	1:05.25 [9] (0:07.53)	0:57.72 [7] (0:10.84)	0:46.88 [7] (0:11.32)	0:35.56 [7] (0:11.63)	0:23.93 [8] (0:11.45)	0:12.48 [9] (0:12.48)							
Average Speed [km/h]	52.5	67.4	66.3	64.0	63.6	57.5							
Top Speed [km/h]	65.2	68.6	68.7	66.2	65.1	61.9							
Avg. Dist. to Rail [m]	7.0	6.6	7.7	6.3	4.1	4.8							
Avg. Stride Freq. [Hz]	2.3	2.5	2.4	2.4	2.4	2.3							
Avg. Stride Length [m]	6.2	7.5	7.7	7.5	7.5	7.0							





Horse/Jockey Name	Prince Of Sooview
Final Rank	10
Fastest Section Time (Section)	0:07.29 (Overall)
Top Speed [km/h] (Section)	69.6 (1000m)
Race State	Finished



Doomben QLD Professional
Race 8: LADBROKES ODDS SURGE BENCHMARK 65
Handicap - 1110m
19 March 2025 - 17:11
Track Rating: Good 4, Weather: Fine, Rail Position: +6m Entire



Section	Overall	1000m	800m	600m	400m	200m							
Section Times	1:05.92 [10] (0:07.29)	0:58.63 [4] (0:10.77)	0:47.86 [3] (0:11.46)	0:36.40 [4] (0:11.61)	0:24.79 [5] (0:11.70)	0:13.09 [10] (0:13.09)							
Average Speed [km/h]	54.3	68.4	65.9	64.6	62.3	55.0							
Top Speed [km/h]	65.8	69.6	67.8	67.2	63.3	60.1							
Avg. Dist. to Rail [m]	11.7	10.2	9.4	7.3	6.8	8.8							
Avg. Stride Freq. [Hz]	2.2	2.4	2.4	2.3	2.3	2.2							
Avg. Stride Length [m]	6.5	7.8	7.8	7.7	7.5	7.1							

