



Sunshine Coast QLD Professional
Race 1: MARTIN COLLINS AUSTRALIA QTIS Three-Year-Old Colts and
Geldings Maiden Handicap - 1200m
23 March 2025 - 12:10



Track Rating: Soft 5, Weather: Overcast, Rail Position: +3m Entire

Section		Overall				1000m	800m	600m	400m	200m	Last 600m		
Field Times		1:11.92 (0:13.77)				0:58.15 (0:11.30)	0:46.85 (0:11.44)	0:35.41 (0:11.54)	0:23.87 (0:11.62)	0:12.25 (0:12.25)	0:35.41		
Rank	TAB	Horse/Jockey	Barrier	Top Speed [km/h]	Fastest Section						Margin		Distance Travelled [m]
1	1	LIVALITTLE	6	65.9	0:11.27	1:11.92 [1]	0:57.96 [2]	0:46.69 [2]	0:35.26 [2]	0:23.86 [2]	0:12.21 [2]	1:11.92	0:35.26
		Angela Jones		1000m	1000m	(0:13.96)	(0:11.27)	(0:11.43)	(0:11.40)	(0:11.65)	(0:12.21)		
2	2	WILIAMTHECONQUEROR	4	65.3	0:11.31	1:12.10 [2]	0:57.94 [4]	0:46.55 [5]	0:34.96 [5]	0:23.58 [5]	0:12.27 [3]	1L	0:34.96 +3
		Boris Thornton		600m	400m	(0:14.16)	(0:11.39)	(0:11.59)	(0:11.38)	(0:11.31)	(0:12.27)		
3	6	STARWARD	2	64.6	0:11.40	1:12.29 [3]	0:58.32 [3]	0:46.92 [3]	0:35.43 [3]	0:24.02 [3]	0:12.62 [1]	2L	0:35.43 -2
		Nikita Beriman		600m	1000m	(0:13.97)	(0:11.40)	(0:11.49)	(0:11.41)	(0:11.40)	(0:12.62)		
4	7	TICKLE MY TOSEN	3	64.3	0:11.35	1:12.67 [4]	0:58.50 [5]	0:47.13 [4]	0:35.68 [4]	0:24.33 [4]	0:12.62 [4]	4L	0:35.68 -4
		Cejay Graham		600m	600m	(0:14.17)	(0:11.37)	(0:11.45)	(0:11.35)	(0:11.71)	(0:12.62)		
5	3	BILLY BOOM	5	64.6	0:11.30	1:13.07 [5]	0:58.70 [6]	0:47.38 [6]	0:35.78 [6]	0:24.48 [6]	0:12.88 [6]	6.3L	0:35.78 +1
		Justin Stanley		1000m	600m	(0:14.37)	(0:11.32)	(0:11.60)	(0:11.30)	(0:11.60)	(0:12.88)		
6	4	CLAW MACHINE	1	64.8	0:11.30	1:13.27 [6]	0:59.50 [1]	0:48.20 [1]	0:36.76 [1]	0:25.22 [1]	0:13.19 [5]	7.3L	0:36.76 -3
		Andrew Mallyon		1000m	1000m	(0:13.77)	(0:11.30)	(0:11.44)	(0:11.54)	(0:12.03)	(0:13.19)		

Scratched: Ready Go Billy (#5)



Horse/Jockey Name	Livalittle
Final Rank	1
Fastest Section Time (Section)	0:11.27 (1000m)
Top Speed [km/h] (Section)	65.9 (1000m)
Race State	Finished



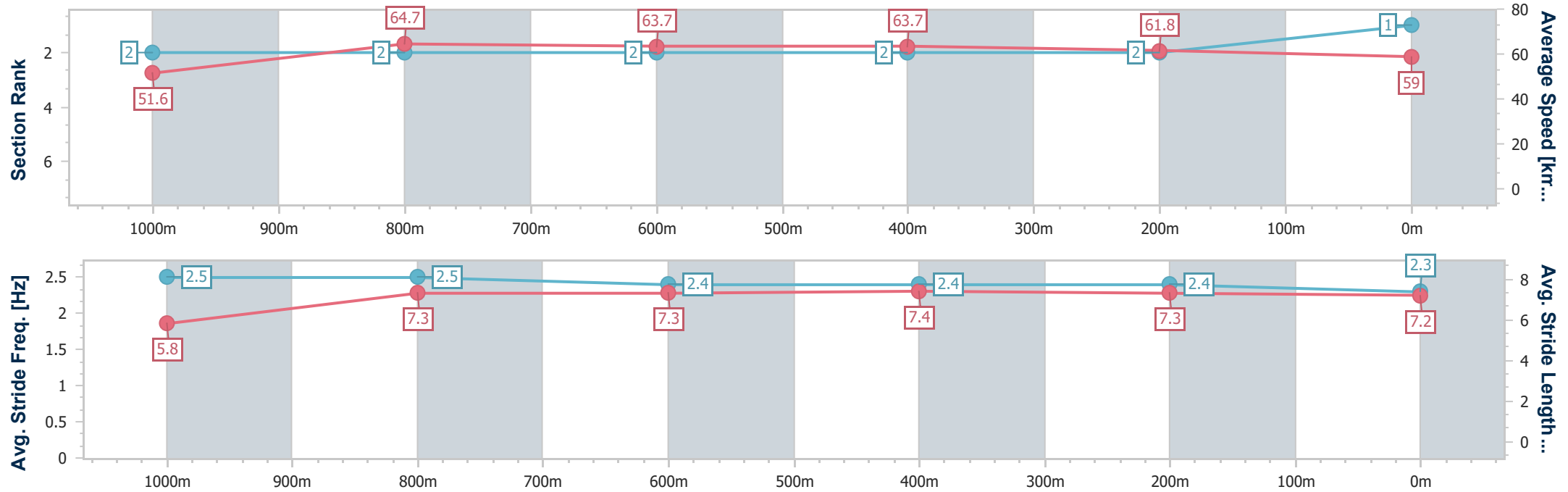
Sunshine Coast QLD Professional
Race 1: MARTIN COLLINS AUSTRALIA QTIS Three-Year-Old
Colts and Geldings Maiden Handicap - 1200m



23 March 2025 - 12:10

Track Rating: Soft 5, Weather: Overcast, Rail Position: +3m Entire

Section	Overall	1000m	800m	600m	400m	200m								
Section Times	1:11.92 [1] (0:13.96)	0:57.96 [2] (0:11.27)	0:46.69 [2] (0:11.43)	0:35.26 [2] (0:11.40)	0:23.86 [2] (0:11.65)	0:12.21 [2] (0:12.21)								
Average Speed [km/h]	51.6	64.7	63.7	63.7	61.8	59.0								
Top Speed [km/h]	64.6	65.9	64.9	64.7	62.8	60.9								
Avg. Dist. to Rail [m]	8.6	4.2	2.3	1.4	2.0	3.3								
Avg. Stride Freq. [Hz]	2.5	2.5	2.4	2.4	2.4	2.3								
Avg. Stride Length [m]	5.8	7.3	7.3	7.4	7.3	7.2								



- [] Ranking at each section and finish
- .-.- No data available at this section
- NA No data available



Horse/Jockey Name	Wiliamtheconqueror
Final Rank	2
Fastest Section Time (Section)	0:11.31 (400m)
Top Speed [km/h] (Section)	65.3 (600m)
Race State	Finished



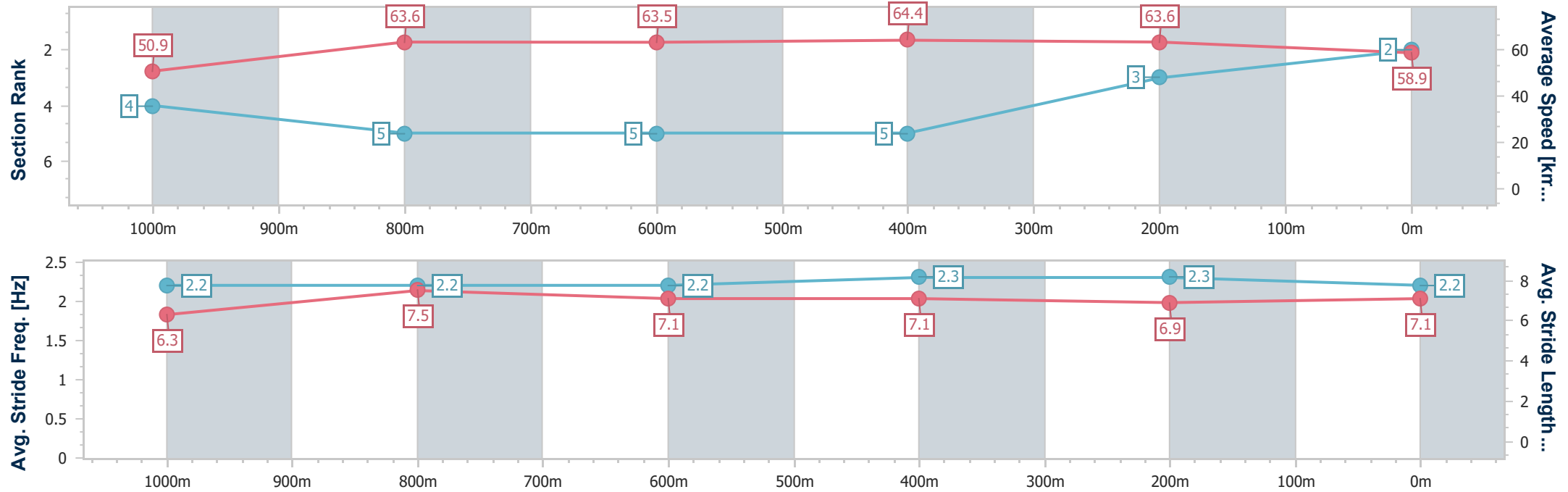
Sunshine Coast QLD Professional
Race 1: MARTIN COLLINS AUSTRALIA QTIS Three-Year-Old
Colts and Geldings Maiden Handicap - 1200m



23 March 2025 - 12:10

Track Rating: Soft 5, Weather: Overcast, Rail Position: +3m Entire

Section	Overall	1000m	800m	600m	400m	200m								
Section Times	1:12.10 [2] (0:14.16)	0:57.94 [4] (0:11.39)	0:46.55 [5] (0:11.59)	0:34.96 [5] (0:11.38)	0:23.58 [5] (0:11.31)	0:12.27 [3] (0:12.27)								
Average Speed [km/h]	50.9	63.6	63.5	64.4	63.6	58.9								
Top Speed [km/h]	63.1	64.6	64.0	65.3	64.8	61.8								
Avg. Dist. to Rail [m]	6.9	4.0	3.4	3.1	7.0	9.3								
Avg. Stride Freq. [Hz]	2.2	2.2	2.2	2.3	2.3	2.2								
Avg. Stride Length [m]	6.3	7.5	7.1	7.1	6.9	7.1								





Horse/Jockey Name	Starward
Final Rank	3
Fastest Section Time (Section)	0:11.40 (1000m)
Top Speed [km/h] (Section)	64.6 (600m)
Race State	Finished



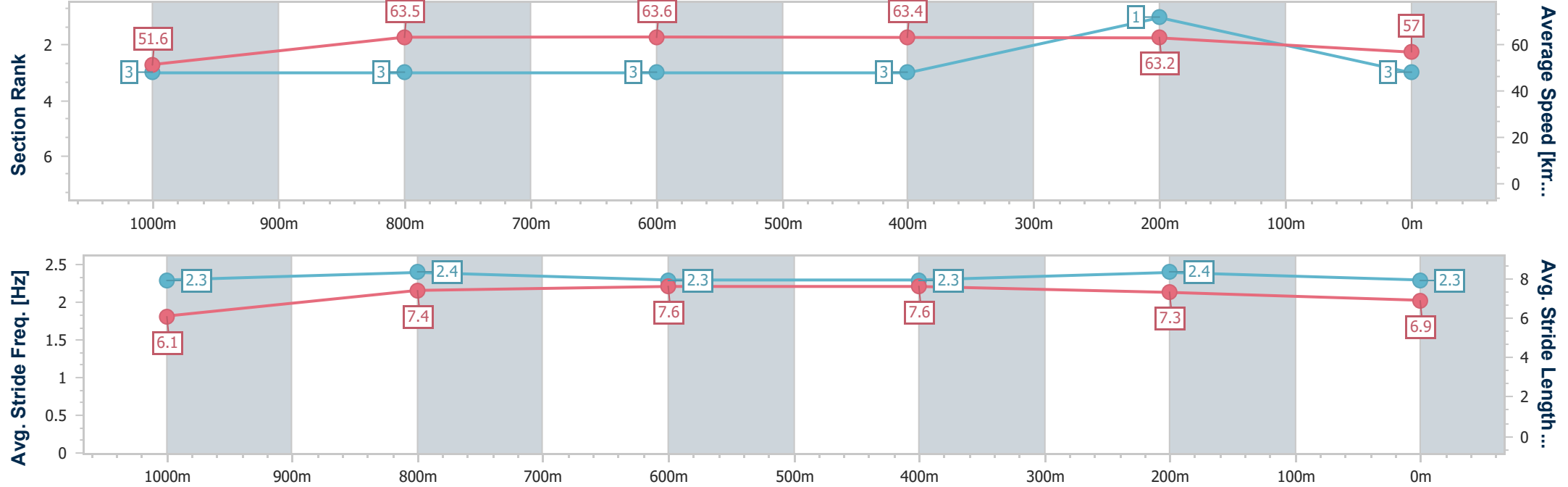
Sunshine Coast QLD Professional
Race 1: MARTIN COLLINS AUSTRALIA QTIS Three-Year-Old
Colts and Geldings Maiden Handicap - 1200m



23 March 2025 - 12:10

Track Rating: Soft 5, Weather: Overcast, Rail Position: +3m Entire

Section	Overall	1000m	800m	600m	400m	200m							
Section Times	1:12.29 [3] (0:13.97)	0:58.32 [3] (0:11.40)	0:46.92 [3] (0:11.49)	0:35.43 [3] (0:11.41)	0:24.02 [3] (0:11.40)	0:12.62 [1] (0:12.62)							
Average Speed [km/h]	51.6	63.5	63.6	63.4	63.2	57.0							
Top Speed [km/h]	64.6	64.5	64.5	64.6	64.4	61.0							
Avg. Dist. to Rail [m]	5.3	3.1	1.9	1.5	3.1	4.5							
Avg. Stride Freq. [Hz]	2.3	2.4	2.3	2.3	2.4	2.3							
Avg. Stride Length [m]	6.1	7.4	7.6	7.6	7.3	6.9							



- [] Ranking at each section and finish
- .-.- No data available at this section
- NA No data available



Horse/Jockey Name	Tickle My Tosen
Final Rank	4
Fastest Section Time (Section)	0:11.35 (600m)
Top Speed [km/h] (Section)	64.3 (600m)
Race State	Finished



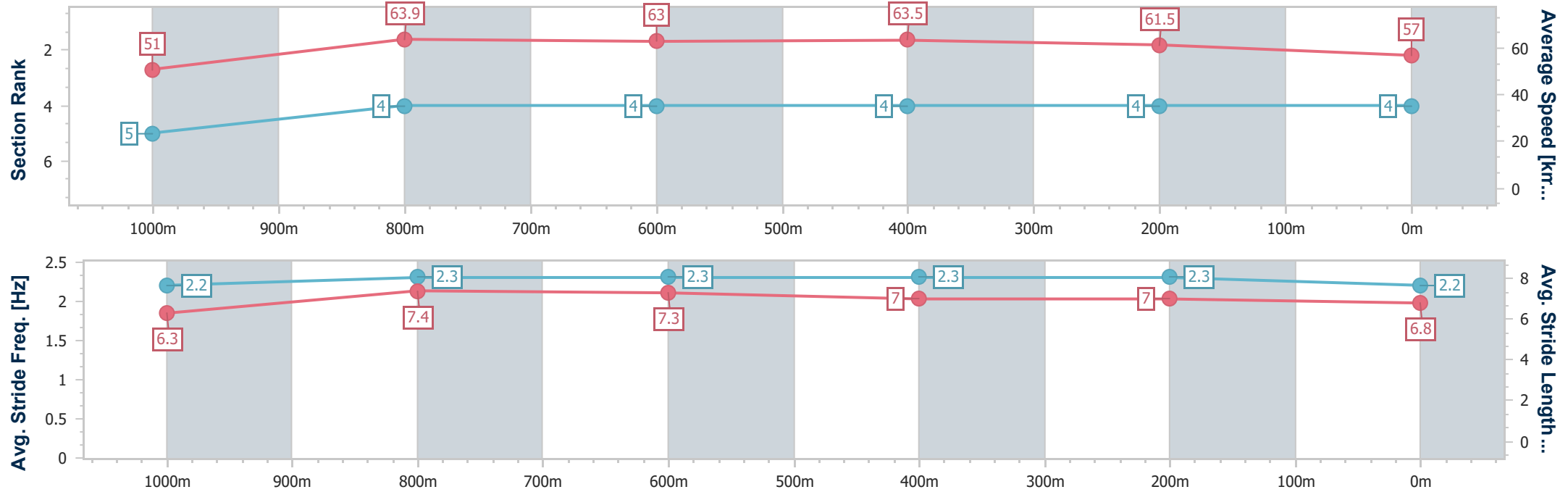
Sunshine Coast QLD Professional
Race 1: MARTIN COLLINS AUSTRALIA QTIS Three-Year-Old
Colts and Geldings Maiden Handicap - 1200m



23 March 2025 - 12:10

Track Rating: Soft 5, Weather: Overcast, Rail Position: +3m Entire

Section	Overall	1000m	800m	600m	400m	200m							
Section Times	1:12.67 [4] (0:14.17)	0:58.50 [5] (0:11.37)	0:47.13 [4] (0:11.45)	0:35.68 [4] (0:11.35)	0:24.33 [4] (0:11.71)	0:12.62 [4] (0:12.62)							
Average Speed [km/h]	51.0	63.9	63.0	63.5	61.5	57.0							
Top Speed [km/h]	64.0	64.3	64.2	64.3	62.6	60.3							
Avg. Dist. to Rail [m]	5.5	2.4	1.2	0.4	1.3	2.9							
Avg. Stride Freq. [Hz]	2.2	2.3	2.3	2.3	2.3	2.2							
Avg. Stride Length [m]	6.3	7.4	7.3	7.0	7.0	6.8							



- [] Ranking at each section and finish
- .-.- No data available at this section
- NA No data available



Horse/Jockey Name	Billy Boom
Final Rank	5
Fastest Section Time (Section)	0:11.30 (600m)
Top Speed [km/h] (Section)	64.6 (1000m)
Race State	Finished



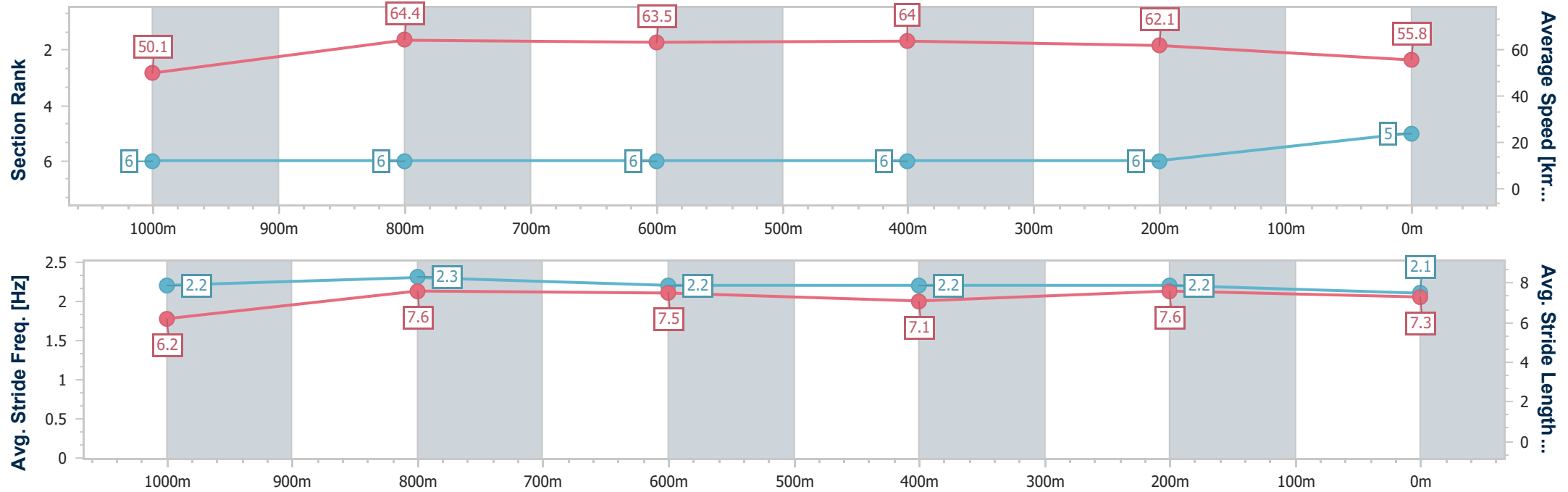
Sunshine Coast QLD Professional
Race 1: MARTIN COLLINS AUSTRALIA QTIS Three-Year-Old
Colts and Geldings Maiden Handicap - 1200m



23 March 2025 - 12:10

Track Rating: Soft 5, Weather: Overcast, Rail Position: +3m Entire

Section	Overall	1000m	800m	600m	400m	200m							
Section Times	1:13.07 [5] (0:14.37)	0:58.70 [6] (0:11.32)	0:47.38 [6] (0:11.60)	0:35.78 [6] (0:11.30)	0:24.48 [6] (0:11.60)	0:12.88 [6] (0:12.88)							
Average Speed [km/h]	50.1	64.4	63.5	64.0	62.1	55.8							
Top Speed [km/h]	63.2	64.6	64.4	64.3	63.9	59.4							
Avg. Dist. to Rail [m]	7.9	3.8	4.0	0.7	2.7	4.1							
Avg. Stride Freq. [Hz]	2.2	2.3	2.2	2.2	2.2	2.1							
Avg. Stride Length [m]	6.2	7.6	7.5	7.1	7.6	7.3							



- [] Ranking at each section and finish
- .-.- No data available at this section
- NA No data available



Horse/Jockey Name	Claw Machine
Final Rank	6
Fastest Section Time (Section)	0:11.30 (1000m)
Top Speed [km/h] (Section)	64.8 (1000m)
Race State	Finished



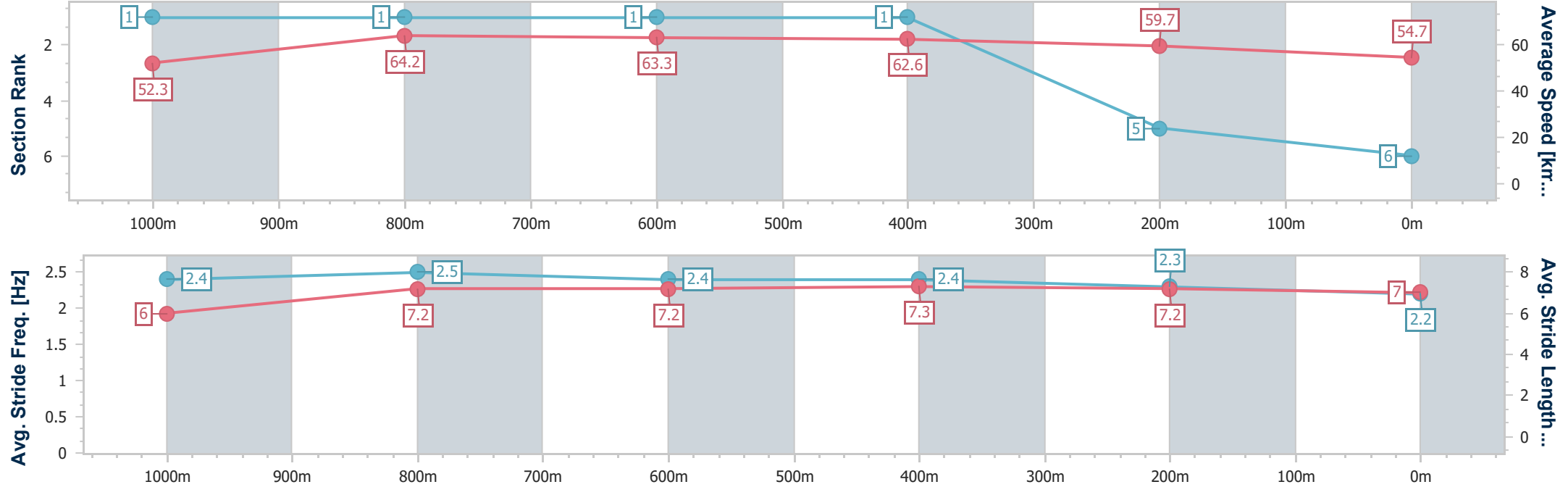
Sunshine Coast QLD Professional
Race 1: MARTIN COLLINS AUSTRALIA QTIS Three-Year-Old
Colts and Geldings Maiden Handicap - 1200m



23 March 2025 - 12:10

Track Rating: Soft 5, Weather: Overcast, Rail Position: +3m Entire

Section	Overall	1000m	800m	600m	400m	200m							
Section Times	1:13.27 [6] (0:13.77)	0:59.50 [1] (0:11.30)	0:48.20 [1] (0:11.44)	0:36.76 [1] (0:11.54)	0:25.22 [1] (0:12.03)	0:13.19 [5] (0:13.19)							
Average Speed [km/h]	52.3	64.2	63.3	62.6	59.7	54.7							
Top Speed [km/h]	64.4	64.8	64.3	63.6	61.7	57.6							
Avg. Dist. to Rail [m]	4.4	2.4	1.5	0.4	0.7	1.6							
Avg. Stride Freq. [Hz]	2.4	2.5	2.4	2.4	2.3	2.2							
Avg. Stride Length [m]	6.0	7.2	7.2	7.3	7.2	7.0							



- [] Ranking at each section and finish
- .-.- No data available at this section
- NA No data available



Sunshine Coast QLD Professional

Race 2: TENSENS QTIS Three-Year-Old Fillies Maiden Handicap - 1200m

23 March 2025 - 12:46



Track Rating: Soft 5, Weather: Overcast, Rail Position: +3m Entire

Section						Overall	1000m	800m	600m	400m	200m	Last 600m		
Field Times						1:11.60 (0:13.50)	0:58.10 (0:10.68)	0:47.42 (0:11.35)	0:36.07 (0:11.77)	0:24.30 (0:11.91)	0:12.39 (0:12.39)	0:36.07		
Rank	TAB	Horse/Jockey	Barrier	Top Speed [km/h]	Fastest Section							Margin	Distance Travelled [m]	
1	4	WYNETTE	2	65.7	0:11.11	1:11.60 [1]	0:57.78 [5]	0:46.67 [5]	0:35.28 [5]	0:23.82 [4]	0:12.39 [1]	1:11.60	0:35.28	
		Cejay Graham		1000m	1000m	(0:13.82)	(0:11.11)	(0:11.39)	(0:11.46)	(0:11.43)	(0:12.39)			
2	1	BARBIELAND	3	67.4	0:10.94	1:11.75 [2]	0:58.18 [2]	0:47.24 [2]	0:35.79 [2]	0:24.10 [2]	0:12.53 [2]	0.8L	0:35.79	+0
		Ryan Maloney		Overall	1000m	(0:13.57)	(0:10.94)	(0:11.45)	(0:11.69)	(0:11.57)	(0:12.53)			
3	5	FROTHSAY	5	65.6	0:11.18	1:12.19 [3]	0:58.11 [7]	0:46.93 [7]	0:35.54 [7]	0:24.18 [6]	0:12.54 [4]	3.3L	0:35.54	+3
		Michael Rodd		1000m	1000m	(0:14.08)	(0:11.18)	(0:11.39)	(0:11.36)	(0:11.64)	(0:12.54)			
4	3	TECHNA	1	66.1	0:11.21	1:12.61 [4]	0:58.90 [4]	0:47.69 [4]	0:36.31 [4]	0:24.69 [5]	0:12.78 [6]	5.6L	0:36.31	-7
		Adin Thompson		Overall	1000m	(0:13.71)	(0:11.21)	(0:11.38)	(0:11.62)	(0:11.91)	(0:12.78)			
5	6	CAIRO QUEEN	6	65.7	0:11.24	1:12.68 [5]	0:58.85 [6]	0:47.61 [6]	0:36.12 [6]	0:24.59 [7]	0:12.72 [8]	5.9L	0:36.12	+2
		Montana Philpot		1000m	1000m	(0:13.83)	(0:11.24)	(0:11.49)	(0:11.53)	(0:11.87)	(0:12.72)			
6	7	KOUKLITSA	4	67.5	0:10.93	1:12.84 [6]	0:59.15 [3]	0:48.22 [3]	0:36.77 [3]	0:25.09 [3]	0:13.10 [5]	6.7L	0:36.77	+0
		Jace McMurray		1000m	1000m	(0:13.69)	(0:10.93)	(0:11.45)	(0:11.68)	(0:11.99)	(0:13.10)			
7	8	MISSABEAT	8	69.4	0:10.68	1:13.04 [7]	0:59.54 [1]	0:48.86 [1]	0:37.51 [1]	0:25.74 [1]	0:13.45 [3]	7.7L	0:37.51	-1
		Georgina Cartwright		1000m	1000m	(0:13.50)	(0:10.68)	(0:11.35)	(0:11.77)	(0:12.29)	(0:13.45)			
8	2	LOVE ALPHA	7	66.2	0:11.21	1:13.07 [8]	0:58.98 [8]	0:47.77 [8]	0:36.31 [8]	0:24.82 [8]	0:13.12 [7]	7.9L	0:36.31	+1
		Tiffani Brooker		1000m	1000m	(0:14.09)	(0:11.21)	(0:11.46)	(0:11.49)	(0:11.70)	(0:13.12)			



Horse/Jockey Name	Wynette
Final Rank	1
Fastest Section Time (Section)	0:11.11 (1000m)
Top Speed [km/h] (Section)	65.7 (1000m)
Race State	Finished

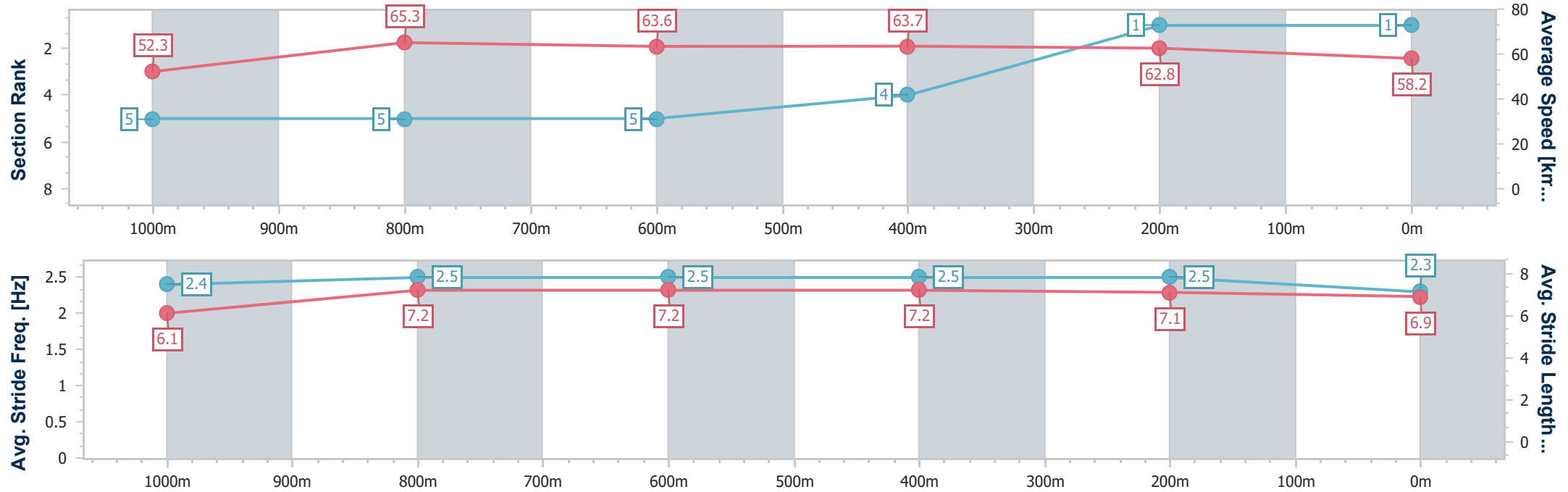


Sunshine Coast QLD Professional
Race 2: TENSENS QTIS Three-Year-Old Fillies Maiden
Handicap - 1200m
23 March 2025 - 12:46



Track Rating: Soft 5, Weather: Overcast, Rail Position: +3m Entire

Section	Overall	1000m	800m	600m	400m	200m							
Section Times	1:11.60 [1] (0:13.82)	0:57.78 [5] (0:11.11)	0:46.67 [5] (0:11.39)	0:35.28 [5] (0:11.46)	0:23.82 [4] (0:11.43)	0:12.39 [1] (0:12.39)							
Average Speed [km/h]	52.3	65.3	63.6	63.7	62.8	58.2							
Top Speed [km/h]	65.1	65.7	64.6	65.4	64.2	61.5							
Avg. Dist. to Rail [m]	4.7	3.2	1.8	1.6	3.8	3.4							
Avg. Stride Freq. [Hz]	2.4	2.5	2.5	2.5	2.5	2.3							
Avg. Stride Length [m]	6.1	7.2	7.2	7.2	7.1	6.9							





Horse/Jockey Name	Barbieland
Final Rank	2
Fastest Section Time (Section)	0:10.94 (1000m)
Top Speed [km/h] (Section)	67.4 (Overall)
Race State	Finished

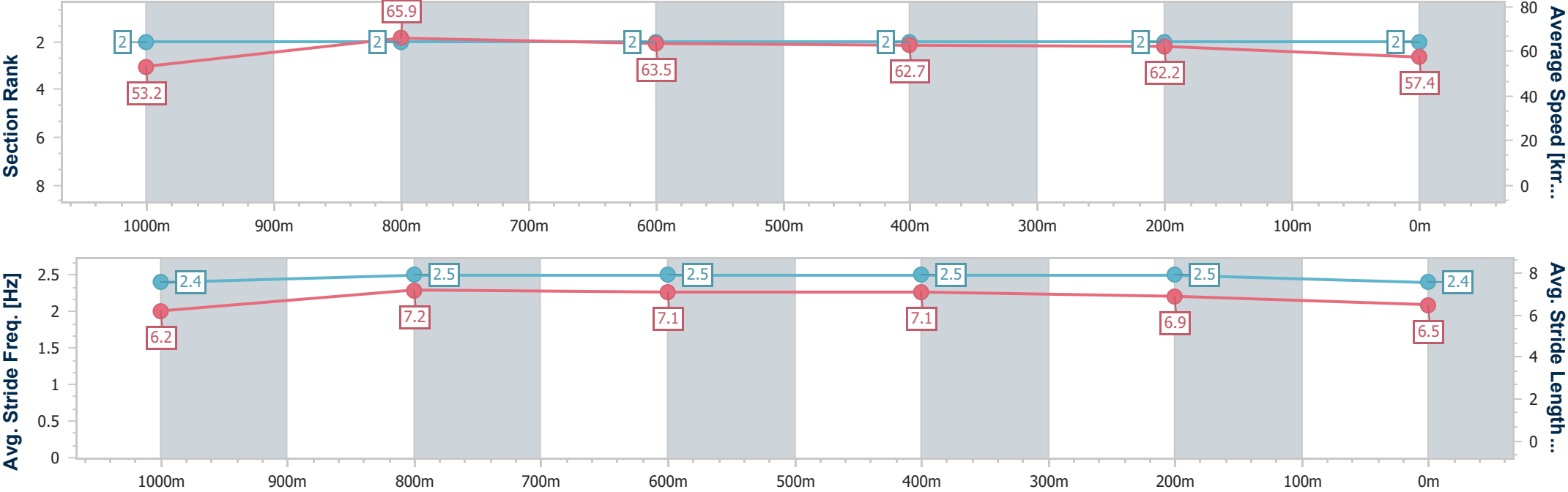


Sunshine Coast QLD Professional
Race 2: TENSENS QTIS Three-Year-Old Fillies Maiden
Handicap - 1200m
23 March 2025 - 12:46



Track Rating: Soft 5, Weather: Overcast, Rail Position: +3m Entire

Section	Overall	1000m	800m	600m	400m	200m								
Section Times	1:11.75 [2] (0:13.57)	0:58.18 [2] (0:10.94)	0:47.24 [2] (0:11.45)	0:35.79 [2] (0:11.69)	0:24.10 [2] (0:11.57)	0:12.53 [2] (0:12.53)								
Average Speed [km/h]	53.2	65.9	63.5	62.7	62.2	57.4								
Top Speed [km/h]	67.4	67.4	65.3	63.3	63.0	60.9								
Avg. Dist. to Rail [m]	5.4	1.8	1.8	2.6	5.0	3.9								
Avg. Stride Freq. [Hz]	2.4	2.5	2.5	2.5	2.5	2.4								
Avg. Stride Length [m]	6.2	7.2	7.1	7.1	6.9	6.5								





Horse/Jockey Name	Frothsay
Final Rank	3
Fastest Section Time (Section)	0:11.18 (1000m)
Top Speed [km/h] (Section)	65.6 (1000m)
Race State	Finished

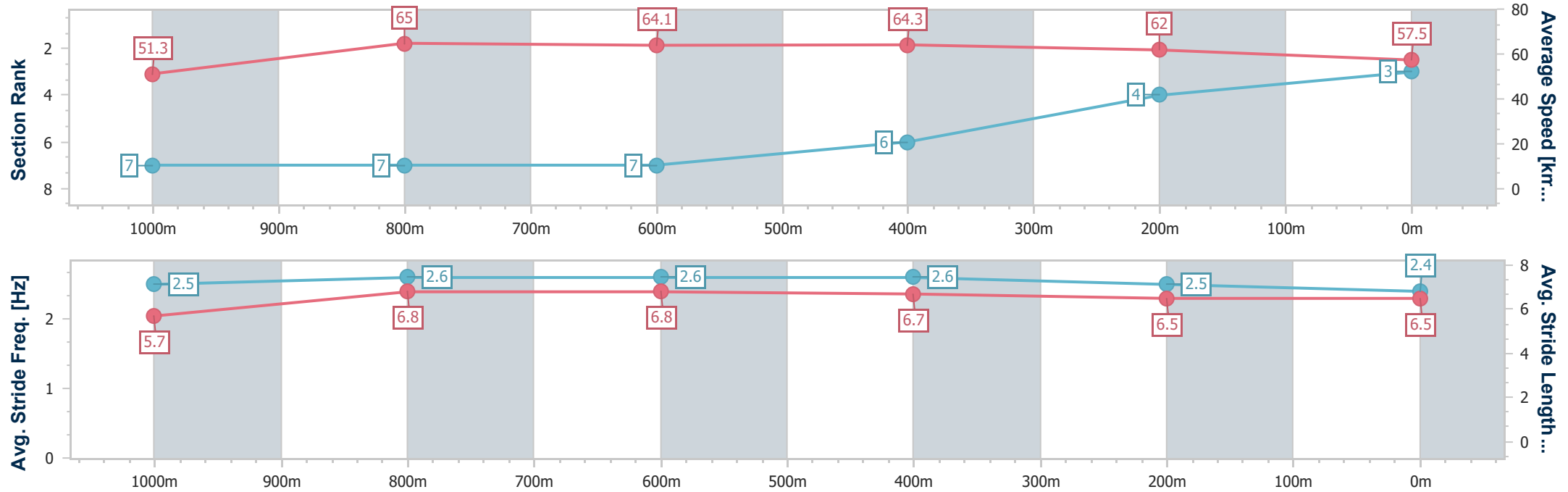


Sunshine Coast QLD Professional
Race 2: TENSENS QTIS Three-Year-Old Fillies Maiden
Handicap - 1200m
23 March 2025 - 12:46



Track Rating: Soft 5, Weather: Overcast, Rail Position: +3m Entire

Section	Overall	1000m	800m	600m	400m	200m								
Section Times	1:12.19 [3] (0:14.08)	0:58.11 [7] (0:11.18)	0:46.93 [7] (0:11.39)	0:35.54 [7] (0:11.36)	0:24.18 [6] (0:11.64)	0:12.54 [4] (0:12.54)								
Average Speed [km/h]	51.3	65.0	64.1	64.3	62.0	57.5								
Top Speed [km/h]	64.0	65.6	65.5	65.3	63.2	60.7								
Avg. Dist. to Rail [m]	6.5	3.4	3.1	2.3	5.7	5.9								
Avg. Stride Freq. [Hz]	2.5	2.6	2.6	2.6	2.5	2.4								
Avg. Stride Length [m]	5.7	6.8	6.8	6.7	6.5	6.5								





Horse/Jockey Name	Techna
Final Rank	4
Fastest Section Time (Section)	0:11.21 (1000m)
Top Speed [km/h] (Section)	66.1 (Overall)
Race State	Finished

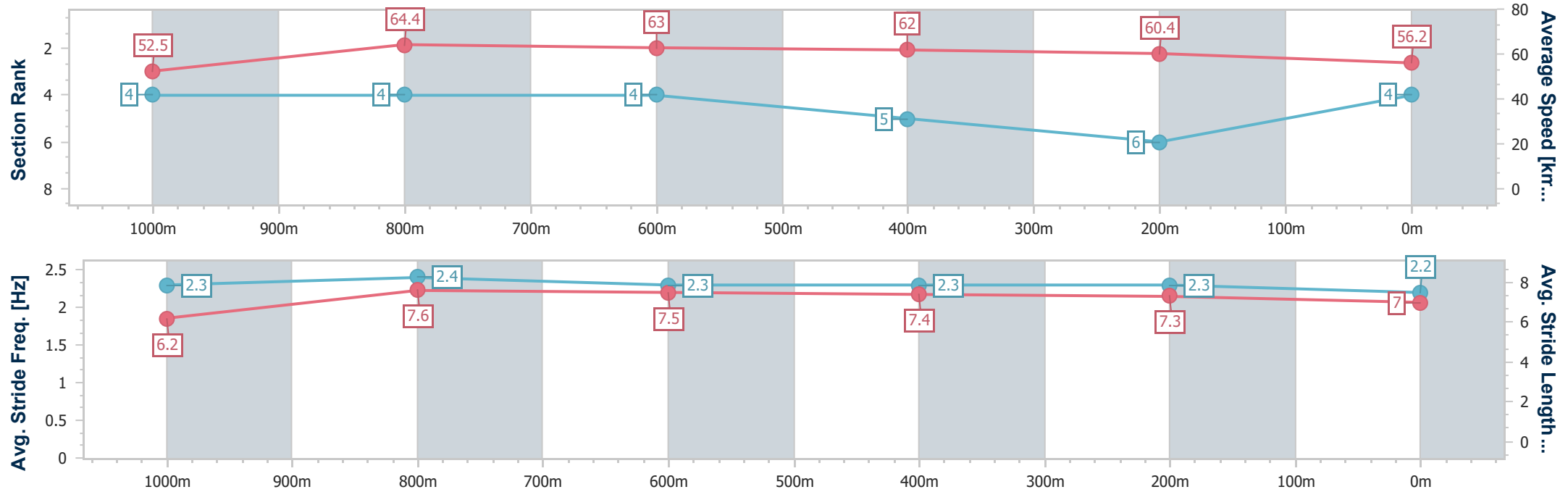


Sunshine Coast QLD Professional
Race 2: TENSENS QTIS Three-Year-Old Fillies Maiden
Handicap - 1200m
23 March 2025 - 12:46



Track Rating: Soft 5, Weather: Overcast, Rail Position: +3m Entire

Section	Overall	1000m	800m	600m	400m	200m							
Section Times	1:12.61 [4] (0:13.71)	0:58.90 [4] (0:11.21)	0:47.69 [4] (0:11.38)	0:36.31 [4] (0:11.62)	0:24.69 [5] (0:11.91)	0:12.78 [6] (0:12.78)							
Average Speed [km/h]	52.5	64.4	63.0	62.0	60.4	56.2							
Top Speed [km/h]	66.1	65.7	63.4	62.3	61.7	58.3							
Avg. Dist. to Rail [m]	3.1	1.6	0.5	0.8	0.7	0.6							
Avg. Stride Freq. [Hz]	2.3	2.4	2.3	2.3	2.3	2.2							
Avg. Stride Length [m]	6.2	7.6	7.5	7.4	7.3	7.0							



- [] Ranking at each section and finish
- .-.- No data available at this section
- NA No data available



Horse/Jockey Name	Cairo Queen
Final Rank	5
Fastest Section Time (Section)	0:11.24 (1000m)
Top Speed [km/h] (Section)	65.7 (1000m)
Race State	Finished

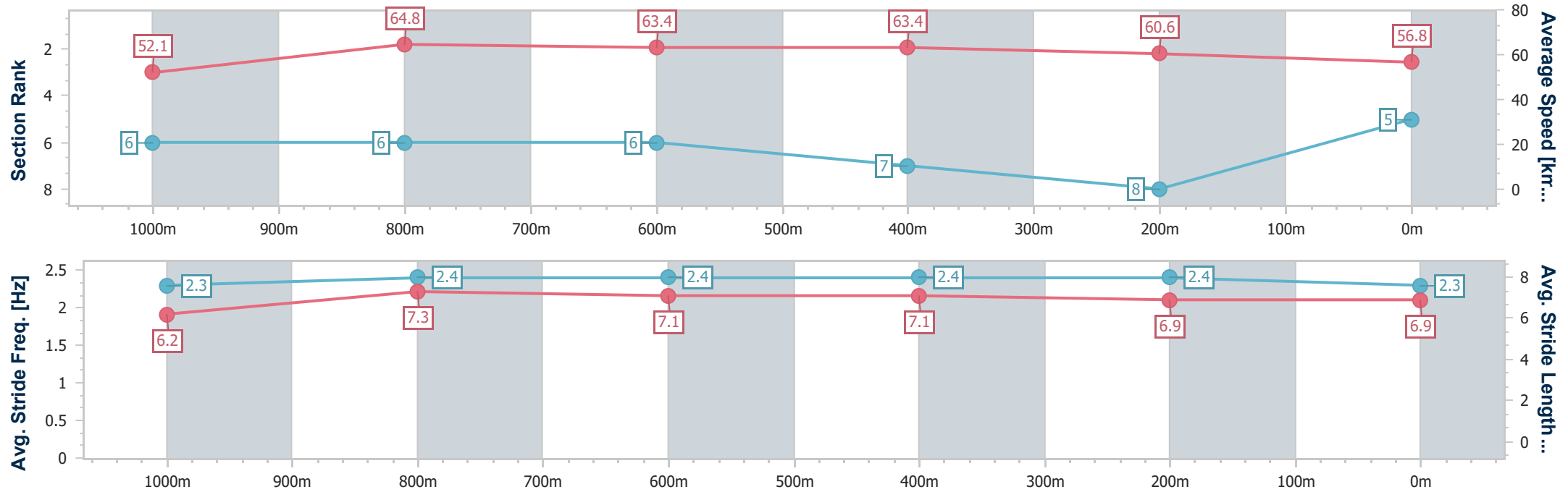


Sunshine Coast QLD Professional
Race 2: TENSENS QTIS Three-Year-Old Fillies Maiden
Handicap - 1200m
23 March 2025 - 12:46



Track Rating: Soft 5, Weather: Overcast, Rail Position: +3m Entire

Section	Overall	1000m	800m	600m	400m	200m							
Section Times	1:12.68 [5] (0:13.83)	0:58.85 [6] (0:11.24)	0:47.61 [6] (0:11.49)	0:36.12 [6] (0:11.53)	0:24.59 [7] (0:11.87)	0:12.72 [8] (0:12.72)							
Average Speed [km/h]	52.1	64.8	63.4	63.4	60.6	56.8							
Top Speed [km/h]	64.2	65.7	64.0	64.0	62.1	59.2							
Avg. Dist. to Rail [m]	8.9	4.5	2.6	2.3	5.5	6.3							
Avg. Stride Freq. [Hz]	2.3	2.4	2.4	2.4	2.4	2.3							
Avg. Stride Length [m]	6.2	7.3	7.1	7.1	6.9	6.9							





Horse/Jockey Name	Kouklitsa
Final Rank	6
Fastest Section Time (Section)	0:10.93 (1000m)
Top Speed [km/h] (Section)	67.5 (1000m)
Race State	Finished

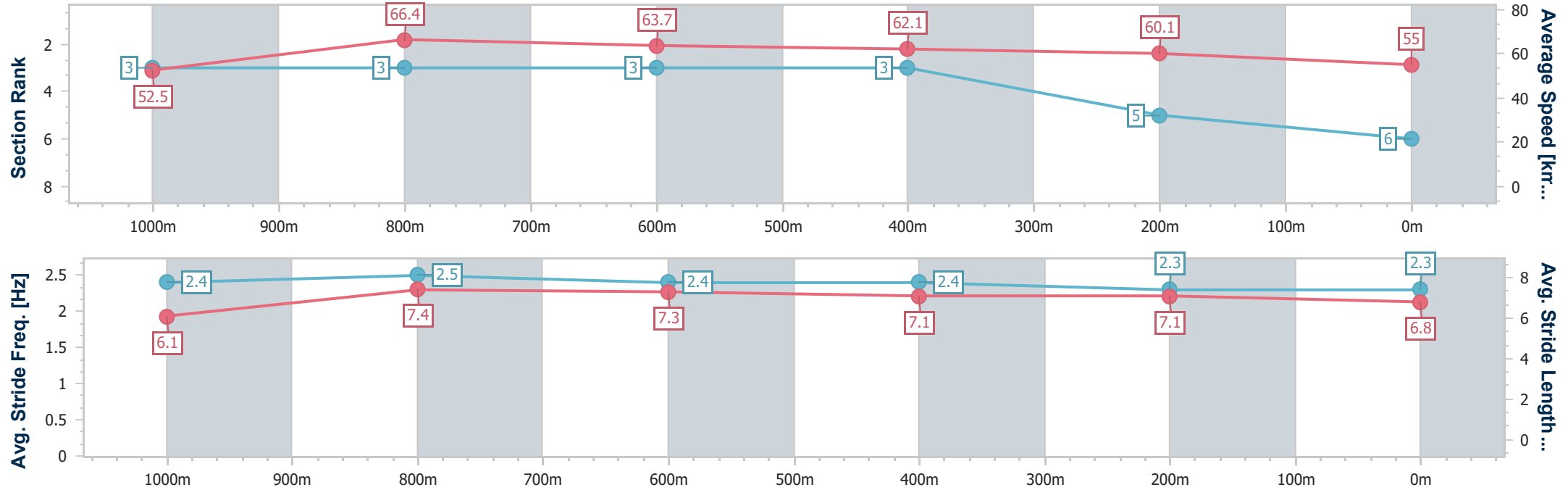


Sunshine Coast QLD Professional
Race 2: TENSENS QTIS Three-Year-Old Fillies Maiden
Handicap - 1200m
23 March 2025 - 12:46



Track Rating: Soft 5, Weather: Overcast, Rail Position: +3m Entire

Section	Overall	1000m	800m	600m	400m	200m							
Section Times	1:12.84 [6] (0:13.69)	0:59.15 [3] (0:10.93)	0:48.22 [3] (0:11.45)	0:36.77 [3] (0:11.68)	0:25.09 [3] (0:11.99)	0:13.10 [5] (0:13.10)							
Average Speed [km/h]	52.5	66.4	63.7	62.1	60.1	55.0							
Top Speed [km/h]	65.8	67.5	65.0	64.4	61.0	58.2							
Avg. Dist. to Rail [m]	6.5	3.7	2.3	1.2	3.0	3.4							
Avg. Stride Freq. [Hz]	2.4	2.5	2.4	2.4	2.3	2.3							
Avg. Stride Length [m]	6.1	7.4	7.3	7.1	7.1	6.8							





Horse/Jockey Name	Missabeat
Final Rank	7
Fastest Section Time (Section)	0:10.68 (1000m)
Top Speed [km/h] (Section)	69.4 (1000m)
Race State	Finished

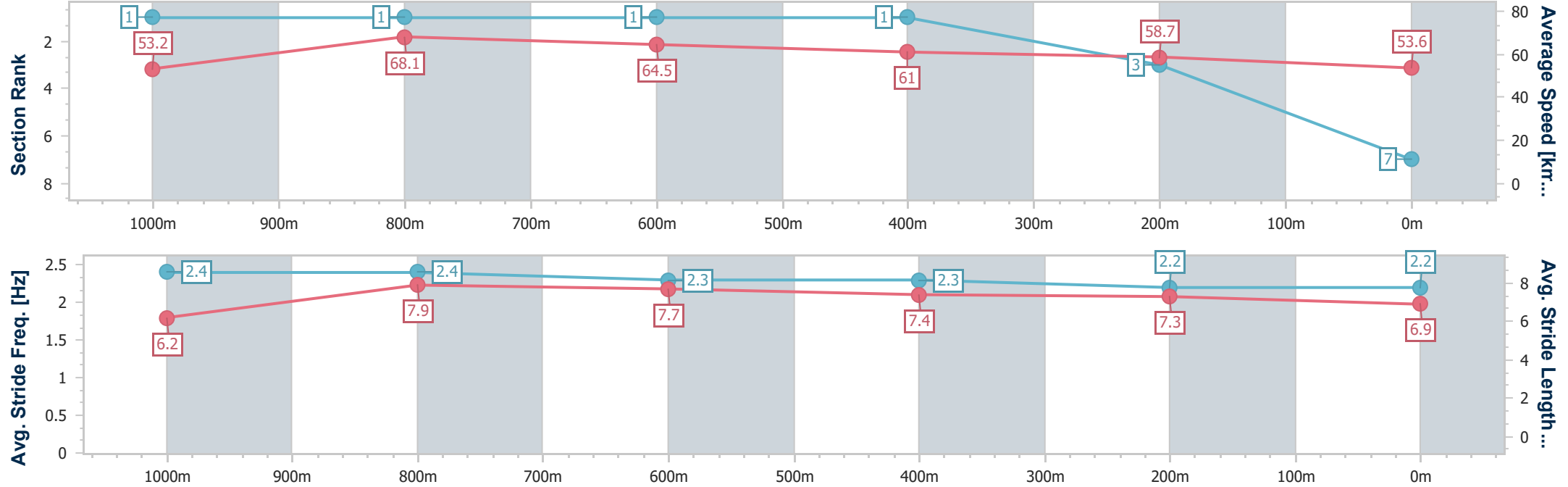


Sunshine Coast QLD Professional
Race 2: TENSENS QTIS Three-Year-Old Fillies Maiden
Handicap - 1200m
23 March 2025 - 12:46



Track Rating: Soft 5, Weather: Overcast, Rail Position: +3m Entire

Section	Overall	1000m	800m	600m	400m	200m							
Section Times	1:13.04 [7] (0:13.50)	0:59.54 [1] (0:10.68)	0:48.86 [1] (0:11.35)	0:37.51 [1] (0:11.77)	0:25.74 [1] (0:12.29)	0:13.45 [3] (0:13.45)							
Average Speed [km/h]	53.2	68.1	64.5	61.0	58.7	53.6							
Top Speed [km/h]	68.3	69.4	66.4	63.0	60.0	56.6							
Avg. Dist. to Rail [m]	10.4	4.4	2.4	0.8	0.7	1.6							
Avg. Stride Freq. [Hz]	2.4	2.4	2.3	2.3	2.2	2.2							
Avg. Stride Length [m]	6.2	7.9	7.7	7.4	7.3	6.9							





Horse/Jockey Name	Love Alpha
Final Rank	8
Fastest Section Time (Section)	0:11.21 (1000m)
Top Speed [km/h] (Section)	66.2 (1000m)
Race State	Finished

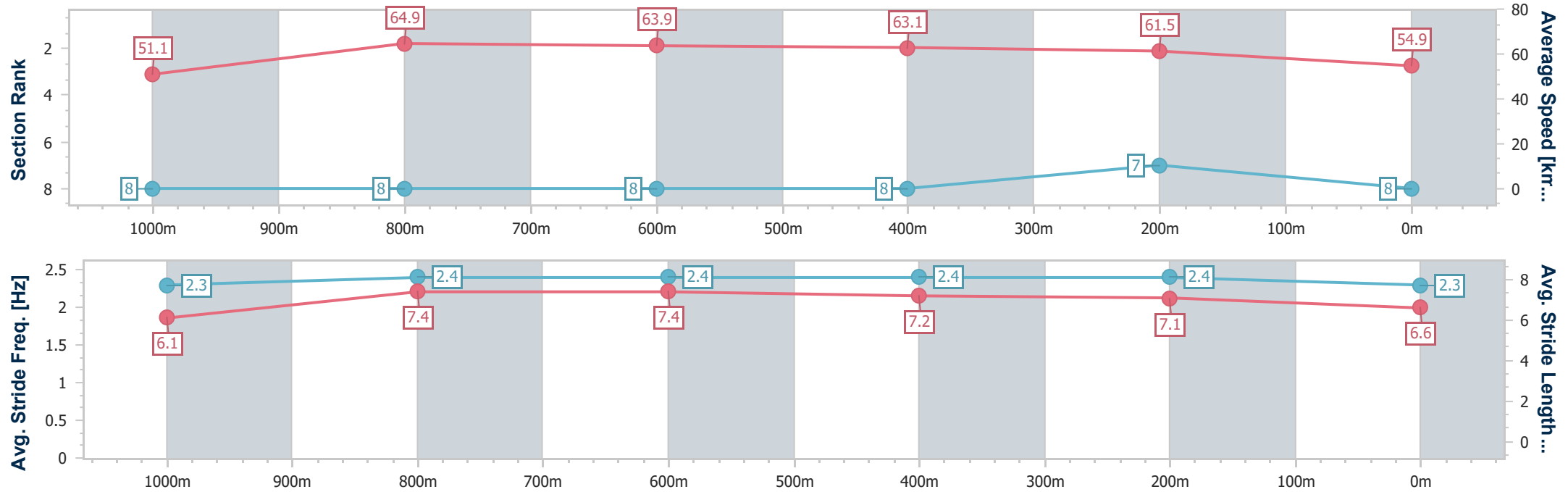


Sunshine Coast QLD Professional
Race 2: TENSENS QTIS Three-Year-Old Fillies Maiden
Handicap - 1200m
23 March 2025 - 12:46



Track Rating: Soft 5, Weather: Overcast, Rail Position: +3m Entire

Section	Overall	1000m	800m	600m	400m	200m							
Section Times	1:13.07 [8] (0:14.09)	0:58.98 [8] (0:11.21)	0:47.77 [8] (0:11.46)	0:36.31 [8] (0:11.49)	0:24.82 [8] (0:11.70)	0:13.12 [7] (0:13.12)							
Average Speed [km/h]	51.1	64.9	63.9	63.1	61.5	54.9							
Top Speed [km/h]	64.0	66.2	64.7	64.7	63.4	58.7							
Avg. Dist. to Rail [m]	9.4	4.0	2.4	1.6	4.4	5.2							
Avg. Stride Freq. [Hz]	2.3	2.4	2.4	2.4	2.4	2.3							
Avg. Stride Length [m]	6.1	7.4	7.4	7.2	7.1	6.6							





Sunshine Coast QLD Professional
Race 3: COAST2COAST EARTHMOVING QTIS Three & Four Year-Old
Benchmark 65 Handicap - 1600m
23 March 2025 - 13:20



Track Rating: Soft 5, Weather: Overcast, Rail Position: +3m Entire

Section						Overall	1400m	1200m	1000m	800m	600m	400m	Last 600m	
Field Times						1:36.69 (0:13.24)	1:23.45 (0:11.27)	1:12.18 (0:11.83)	1:00.35 (0:11.88)	0:48.47 (0:12.07)	0:36.40 (0:11.96)	0:24.44 (0:11.84)	0:36.40	
Rank	TAB	Horse/Jockey	Barrier	Top Speed [km/h]	Fastest Section									Distance Travelled [m]
1	4	TYPHOON TIP	5	65.6	0:11.39	1:36.69 [1]	1:23.22 [3]	1:11.83 [3]	0:59.95 [3]	0:48.05 [3]	0:36.09 [3]	0:24.33 [2]	0:36.09	
		Nikita Beriman		Overall	1400m	(0:13.47)	(0:11.39)	(0:11.88)	(0:11.90)	(0:11.96)	(0:11.76)	(0:11.73)		
2	7	SAN JOSE BOY	2	64.7	0:11.34	1:36.76 [2]	1:23.08 [4]	1:11.74 [4]	0:59.93 [4]	0:48.02 [4]	0:36.02 [4]	0:24.18 [4]	0:36.02 +5	
		Damien Thornton		1400m	1400m	(0:13.68)	(0:11.34)	(0:11.81)	(0:11.91)	(0:12.00)	(0:11.84)	(0:11.71)		
3	5	LIKE SMOKE	8	64.1	0:11.60	1:36.76 [3]	1:22.67 [8]	1:10.96 [8]	0:59.20 [8]	0:47.37 [8]	0:35.67 [7]	0:23.90 [7]	0:35.67 +4	
		Michael Rodd		1400m	400m	(0:14.09)	(0:11.71)	(0:11.76)	(0:11.83)	(0:11.70)	(0:11.77)	(0:11.60)		
4	6	POUTCHEK	1	64.7	0:11.46	1:36.85 [4]	1:23.15 [5]	1:11.69 [5]	0:59.81 [5]	0:47.90 [5]	0:35.99 [5]	0:24.31 [3]	0:35.99 +0	
		Cejay Graham		Overall	1400m	(0:13.70)	(0:11.46)	(0:11.88)	(0:11.91)	(0:11.91)	(0:11.68)	(0:11.72)		
5	8	CHANGE THE DEEL	6	64.0	0:11.50	1:36.91 [5]	1:22.92 [7]	1:11.42 [7]	0:59.55 [7]	0:47.61 [7]	0:35.84 [6]	0:24.09 [6]	0:35.84 +1	
		Jake Bayliss		1400m	1400m	(0:13.99)	(0:11.50)	(0:11.87)	(0:11.94)	(0:11.77)	(0:11.75)	(0:11.70)		
6	1	EXPRESS PAYMENT	3	67.3	0:11.16	1:36.95 [6]	1:23.60 [2]	1:12.44 [1]	1:00.61 [1]	0:48.73 [1]	0:36.66 [1]	0:24.70 [1]	0:36.66 +1	
		Jace McMurray		Overall	1400m	(0:13.35)	(0:11.16)	(0:11.83)	(0:11.88)	(0:12.07)	(0:11.96)	(0:11.90)		
7	2	GIFTED GAMER	7	67.0	0:11.35	1:38.22 [7]	1:24.98 [1]	1:13.63 [2]	1:01.84 [2]	0:49.92 [2]	0:37.73 [2]	0:25.46 [5]	0:37.73 +6	
		Corey Sutherland		Overall	1400m	(0:13.24)	(0:11.35)	(0:11.79)	(0:11.92)	(0:12.19)	(0:12.27)	(0:12.24)		
8	9	THUNDER SHANGHAI	4	64.5	0:11.52	1:39.88 [8]	1:26.03 [6]	1:14.51 [6]	1:02.70 [6]	0:50.78 [6]	0:38.66 [8]	0:26.55 [8]	0:38.66 -1	
		Amy Graham		1400m	1400m	(0:13.85)	(0:11.52)	(0:11.81)	(0:11.92)	(0:12.12)	(0:12.11)	(0:12.31)		

Scratched: Three Gongs (#3)



Sunshine Coast QLD Professional
Race 3: COAST2COAST EARTHMOVING QTIS Three & Four Year-Old
Benchmark 65 Handicap - 1600m
23 March 2025 - 13:20



Track Rating: Soft 5, Weather: Overcast, Rail Position: +3m Entire

Section		200m					Last 600m		
Field Times		0:12.60 (0:12.60)					0:36.40		
Rank	TAB	Horse/Jockey	Barrier	Top Speed [km/h]	Fastest Section	Margin		Distance Travelled [m]	
1	4	TYPHOON TIP	5	65.6	0:11.39	0:12.60 [1]	1:36.69	0:36.09	
		Nikita Beriman		Overall	1400m	(0:12.60)			
2	7	SAN JOSE BOY	2	64.7	0:11.34	0:12.47 [4]	0.3L	0:36.02	+5
		Damien Thornton		1400m	1400m	(0:12.47)			
3	5	LIKE SMOKE	8	64.1	0:11.60	0:12.30 [5]	0.4L	0:35.67	+4
		Michael Rodd		1400m	400m	(0:12.30)			
4	6	POUTCHEK	1	64.7	0:11.46	0:12.59 [3]	0.8L	0:35.99	+0
		Cejay Graham		Overall	1400m	(0:12.59)			
5	8	CHANGE THE DEEL	6	64.0	0:11.50	0:12.39 [6]	1L	0:35.84	+1
		Jake Bayliss		1400m	1400m	(0:12.39)			
6	1	EXPRESS PAYMENT	3	67.3	0:11.16	0:12.80 [2]	1.2L	0:36.66	+1
		Jace McMurray		Overall	1400m	(0:12.80)			
7	2	GIFTED GAMER	7	67.0	0:11.35	0:13.22 [7]	8.5L	0:37.73	+6
		Corey Sutherland		Overall	1400m	(0:13.22)			
8	9	THUNDER SHANGHAI	4	64.5	0:11.52	0:14.24 [8]	18.3L	0:38.66	-1
		Amy Graham		1400m	1400m	(0:14.24)			

Scratched: Three Gongs (#3)



Horse/Jockey Name	Typhoon Tip
Final Rank	1
Fastest Section Time (Section)	0:11.39 (1400m)
Top Speed [km/h] (Section)	65.6 (Overall)
Race State	Finished



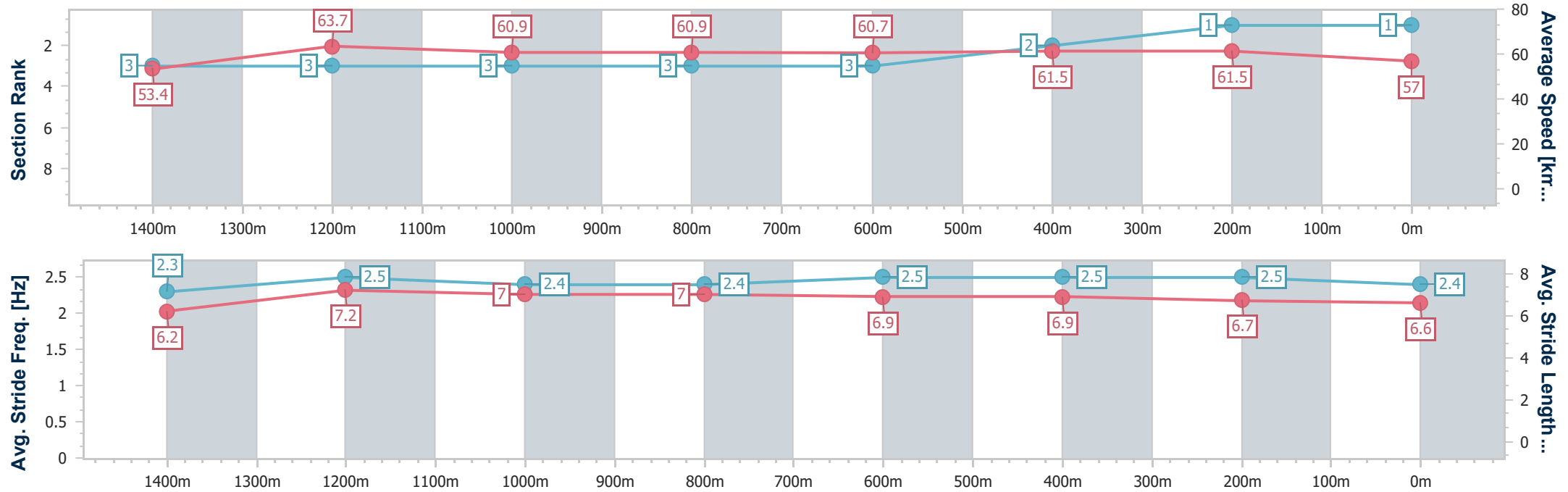
Sunshine Coast QLD Professional
Race 3: COAST2COAST EARTHMOVING QTIS Three & Four
Year-Old Benchmark 65 Handicap - 1600m



23 March 2025 - 13:20

Track Rating: Soft 5, Weather: Overcast, Rail Position: +3m Entire

Section	Overall	1400m	1200m	1000m	800m	600m	400m	200m					
Section Times	1:36.69 [1] (0:13.47)	1:23.22 [3] (0:11.39)	1:11.83 [3] (0:11.88)	0:59.95 [3] (0:11.90)	0:48.05 [3] (0:11.96)	0:36.09 [3] (0:11.76)	0:24.33 [2] (0:11.73)	0:12.60 [1] (0:12.60)					
Average Speed [km/h]	53.4	63.7	60.9	60.9	60.7	61.5	61.5	57.0					
Top Speed [km/h]	65.6	64.6	61.5	61.2	61.6	61.9	62.6	59.9					
Avg. Dist. to Rail [m]	6.9	2.8	2.6	2.5	1.8	0.9	3.3	3.2					
Avg. Stride Freq. [Hz]	2.3	2.5	2.4	2.4	2.5	2.5	2.5	2.4					
Avg. Stride Length [m]	6.2	7.2	7.0	7.0	6.9	6.9	6.7	6.6					



- [] Ranking at each section and finish
- .-.- No data available at this section
- NA No data available



Horse/Jockey Name	San Jose Boy
Final Rank	2
Fastest Section Time (Section)	0:11.34 (1400m)
Top Speed [km/h] (Section)	64.7 (1400m)
Race State	Finished



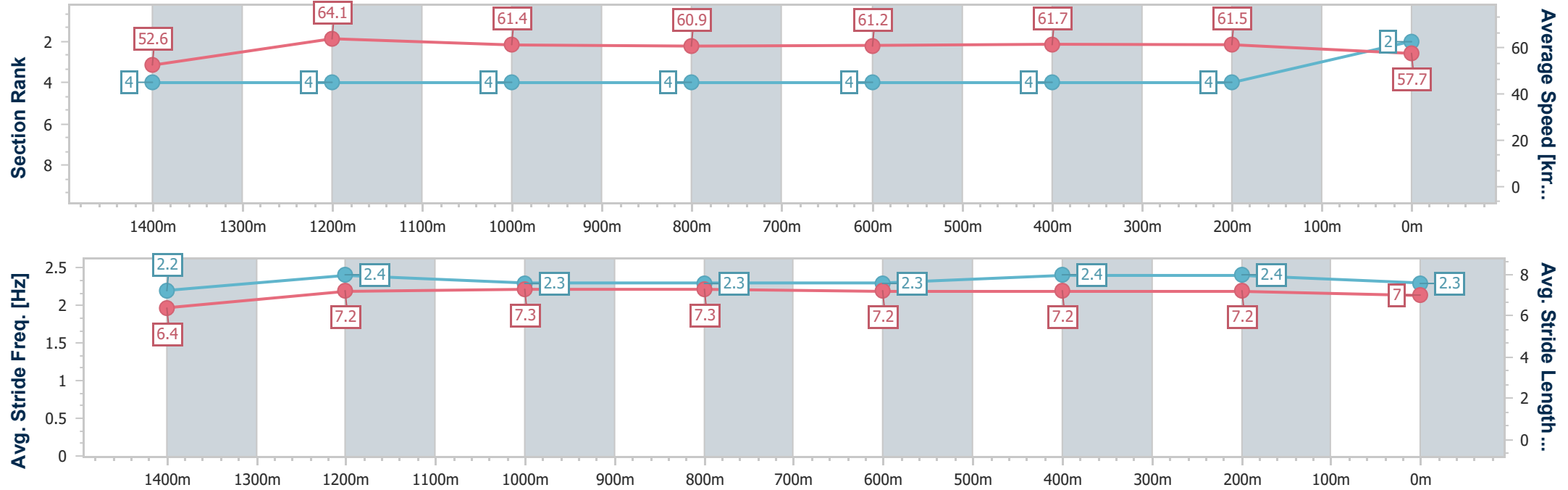
Sunshine Coast QLD Professional
Race 3: COAST2COAST EARTHMOVING QTIS Three & Four
Year-Old Benchmark 65 Handicap - 1600m



23 March 2025 - 13:20

Track Rating: Soft 5, Weather: Overcast, Rail Position: +3m Entire

Section	Overall	1400m	1200m	1000m	800m	600m	400m	200m					
Section Times	1:36.76 [2] (0:13.68)	1:23.08 [4] (0:11.34)	1:11.74 [4] (0:11.81)	0:59.93 [4] (0:11.91)	0:48.02 [4] (0:12.00)	0:36.02 [4] (0:11.84)	0:24.18 [4] (0:11.71)	0:12.47 [4] (0:12.47)					
Average Speed [km/h]	52.6	64.1	61.4	60.9	61.2	61.7	61.5	57.7					
Top Speed [km/h]	64.0	64.7	62.0	61.2	61.8	62.3	62.3	60.0					
Avg. Dist. to Rail [m]	4.6	3.5	3.7	3.5	3.2	2.7	5.7	5.9					
Avg. Stride Freq. [Hz]	2.2	2.4	2.3	2.3	2.3	2.4	2.4	2.3					
Avg. Stride Length [m]	6.4	7.2	7.3	7.3	7.2	7.2	7.2	7.0					



- [] Ranking at each section and finish
- .-.- No data available at this section
- NA No data available



Horse/Jockey Name	Like Smoke
Final Rank	3
Fastest Section Time (Section)	0:11.60 (400m)
Top Speed [km/h] (Section)	64.1 (1400m)
Race State	Finished



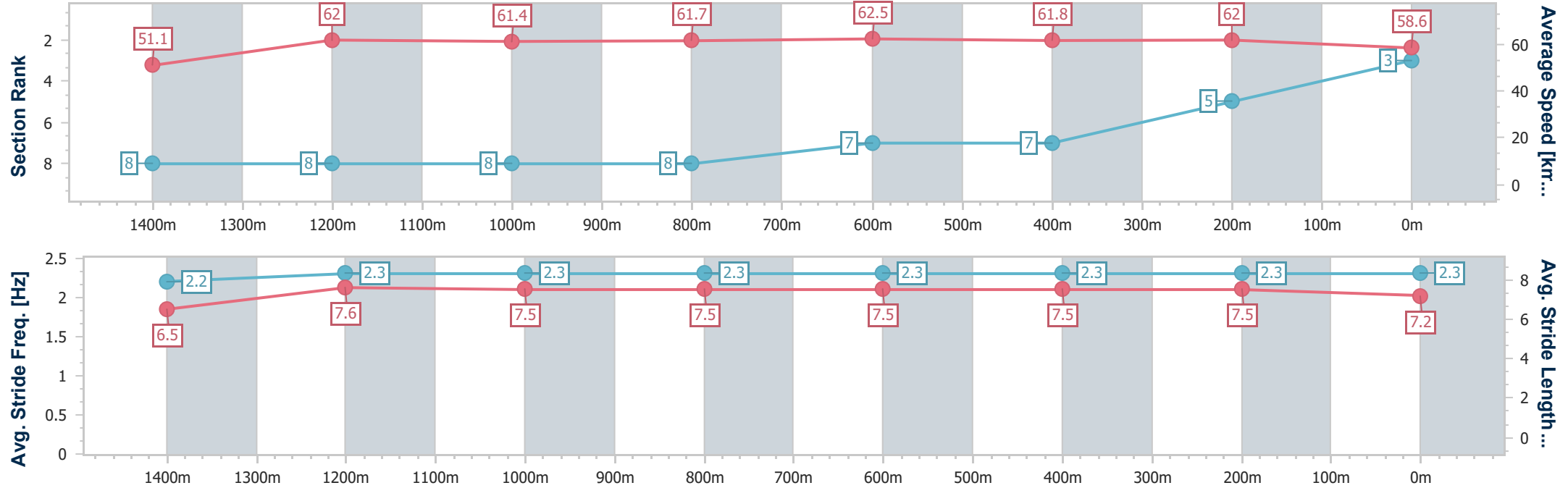
Sunshine Coast QLD Professional
Race 3: COAST2COAST EARTHMOVING QTIS Three & Four
Year-Old Benchmark 65 Handicap - 1600m



23 March 2025 - 13:20

Track Rating: Soft 5, Weather: Overcast, Rail Position: +3m Entire

Section	Overall	1400m	1200m	1000m	800m	600m	400m	200m					
Section Times	1:36.76 [3] (0:14.09)	1:22.67 [8] (0:11.71)	1:10.96 [8] (0:11.76)	0:59.20 [8] (0:11.83)	0:47.37 [8] (0:11.70)	0:35.67 [7] (0:11.77)	0:23.90 [7] (0:11.60)	0:12.30 [5] (0:12.30)					
Average Speed [km/h]	51.1	62.0	61.4	61.7	62.5	61.8	62.0	58.6					
Top Speed [km/h]	62.9	64.1	62.8	63.0	63.8	62.5	63.0	60.6					
Avg. Dist. to Rail [m]	9.5	3.9	4.0	4.0	2.9	2.1	5.2	5.8					
Avg. Stride Freq. [Hz]	2.2	2.3	2.3	2.3	2.3	2.3	2.3	2.3					
Avg. Stride Length [m]	6.5	7.6	7.5	7.5	7.5	7.5	7.5	7.2					



- [] Ranking at each section and finish
- .-.- No data available at this section
- NA No data available



Horse/Jockey Name	Poutchek
Final Rank	4
Fastest Section Time (Section)	0:11.46 (1400m)
Top Speed [km/h] (Section)	64.7 (Overall)
Race State	Finished



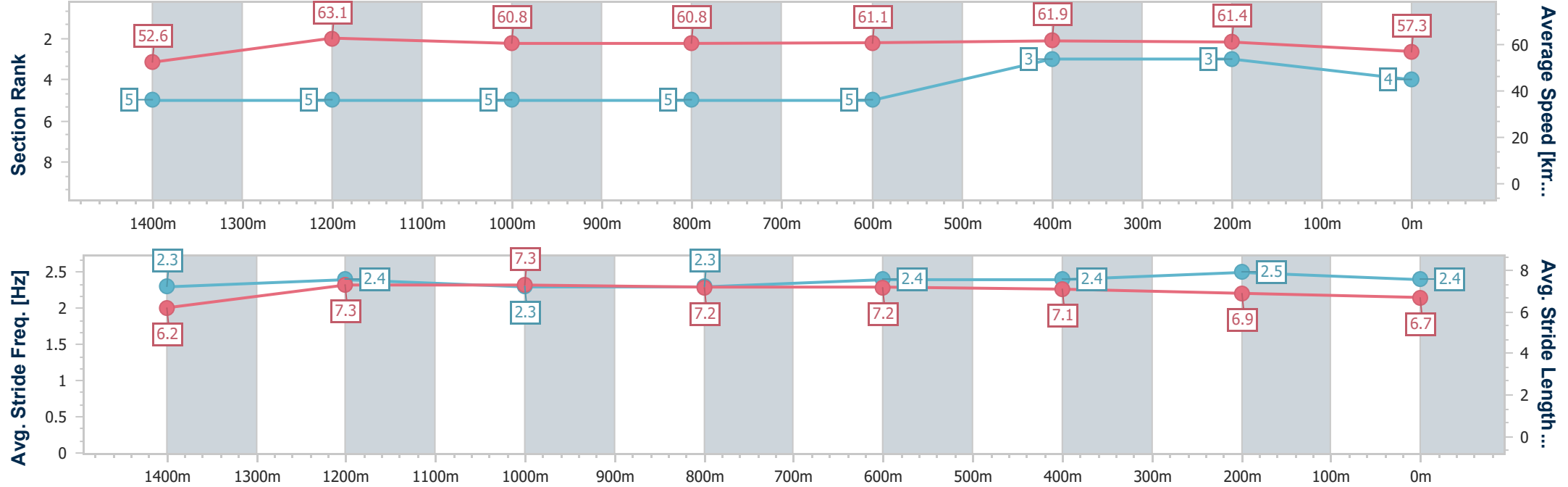
Sunshine Coast QLD Professional
Race 3: COAST2COAST EARTHMOVING QTIS Three & Four
Year-Old Benchmark 65 Handicap - 1600m



23 March 2025 - 13:20

Track Rating: Soft 5, Weather: Overcast, Rail Position: +3m Entire

Section	Overall	1400m	1200m	1000m	800m	600m	400m	200m					
Section Times	1:36.85 [4] (0:13.70)	1:23.15 [5] (0:11.46)	1:11.69 [5] (0:11.88)	0:59.81 [5] (0:11.91)	0:47.90 [5] (0:11.91)	0:35.99 [5] (0:11.68)	0:24.31 [3] (0:11.72)	0:12.59 [3] (0:12.59)					
Average Speed [km/h]	52.6	63.1	60.8	60.8	61.1	61.9	61.4	57.3					
Top Speed [km/h]	64.7	64.4	62.1	62.0	62.8	62.7	62.6	60.0					
Avg. Dist. to Rail [m]	3.3	2.4	2.9	2.8	2.0	0.8	1.5	0.6					
Avg. Stride Freq. [Hz]	2.3	2.4	2.3	2.3	2.4	2.4	2.5	2.4					
Avg. Stride Length [m]	6.2	7.3	7.3	7.2	7.2	7.1	6.9	6.7					



- [] Ranking at each section and finish
- .-.- No data available at this section
- NA No data available



Horse/Jockey Name	Change The Deel
Final Rank	5
Fastest Section Time (Section)	0:11.50 (1400m)
Top Speed [km/h] (Section)	64.0 (1400m)
Race State	Finished



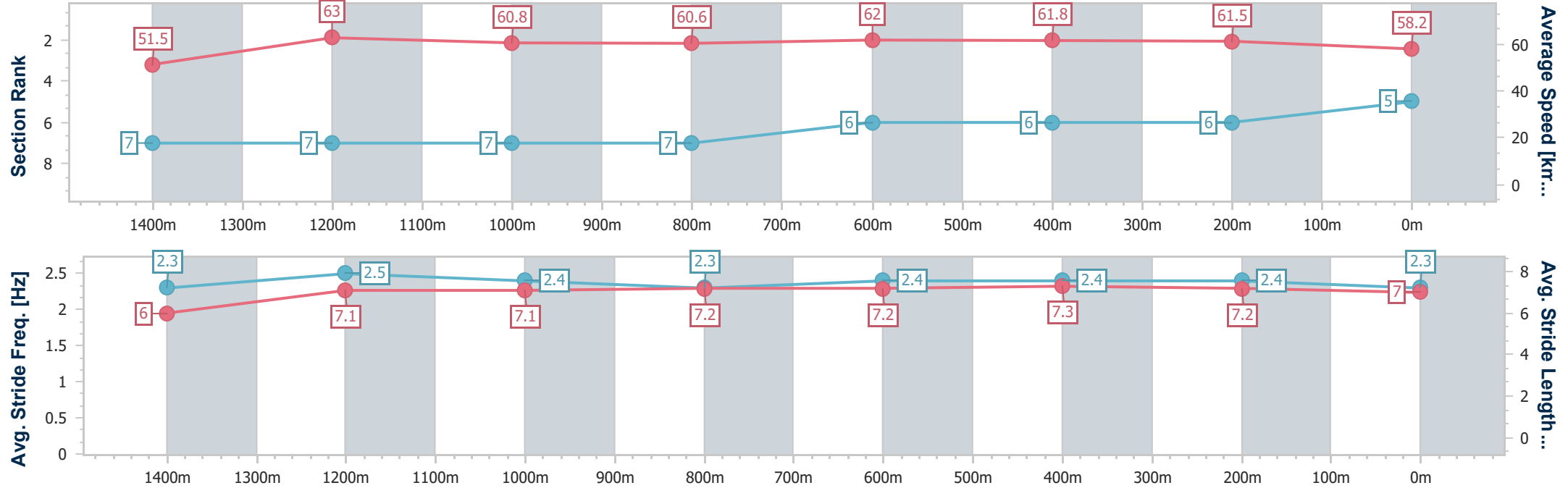
Sunshine Coast QLD Professional
Race 3: COAST2COAST EARTHMOVING QTIS Three & Four
Year-Old Benchmark 65 Handicap - 1600m



23 March 2025 - 13:20

Track Rating: Soft 5, Weather: Overcast, Rail Position: +3m Entire

Section	Overall	1400m	1200m	1000m	800m	600m	400m	200m					
Section Times	1:36.91 [5] (0:13.99)	1:22.92 [7] (0:11.50)	1:11.42 [7] (0:11.87)	0:59.55 [7] (0:11.94)	0:47.61 [7] (0:11.77)	0:35.84 [6] (0:11.75)	0:24.09 [6] (0:11.70)	0:12.39 [6] (0:12.39)					
Average Speed [km/h]	51.5	63.0	60.8	60.6	62.0	61.8	61.5	58.2					
Top Speed [km/h]	63.0	64.0	62.8	61.2	63.4	63.1	62.8	59.8					
Avg. Dist. to Rail [m]	7.8	2.8	3.2	2.7	1.7	1.5	4.1	3.0					
Avg. Stride Freq. [Hz]	2.3	2.5	2.4	2.3	2.4	2.4	2.4	2.3					
Avg. Stride Length [m]	6.0	7.1	7.1	7.2	7.2	7.3	7.2	7.0					



- [] Ranking at each section and finish
- .-.- No data available at this section
- NA No data available



Horse/Jockey Name	Express Payment
Final Rank	6
Fastest Section Time (Section)	0:11.16 (1400m)
Top Speed [km/h] (Section)	67.3 (Overall)
Race State	Finished



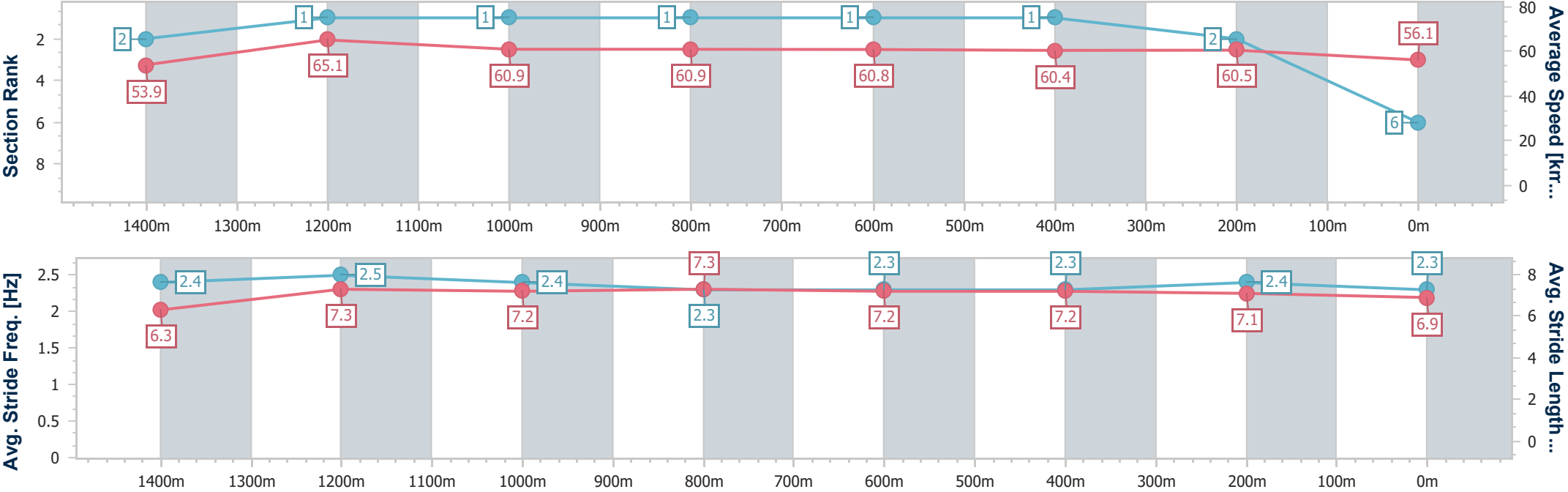
Sunshine Coast QLD Professional
Race 3: COAST2COAST EARTHMOVING QTIS Three & Four
Year-Old Benchmark 65 Handicap - 1600m



23 March 2025 - 13:20

Track Rating: Soft 5, Weather: Overcast, Rail Position: +3m Entire

Section	Overall	1400m	1200m	1000m	800m	600m	400m	200m					
Section Times	1:36.95 [6] (0:13.35)	1:23.60 [2] (0:11.16)	1:12.44 [1] (0:11.83)	1:00.61 [1] (0:11.88)	0:48.73 [1] (0:12.07)	0:36.66 [1] (0:11.96)	0:24.70 [1] (0:11.90)	0:12.80 [2] (0:12.80)					
Average Speed [km/h]	53.9	65.1	60.9	60.9	60.8	60.4	60.5	56.1					
Top Speed [km/h]	67.3	67.1	62.6	61.7	61.7	61.3	61.2	59.5					
Avg. Dist. to Rail [m]	4.4	2.1	2.5	2.8	2.6	0.7	2.2	1.8					
Avg. Stride Freq. [Hz]	2.4	2.5	2.4	2.3	2.3	2.3	2.4	2.3					
Avg. Stride Length [m]	6.3	7.3	7.2	7.3	7.2	7.2	7.1	6.9					



- [] Ranking at each section and finish
- .-.- No data available at this section
- NA No data available



Horse/Jockey Name	Gifted Gamer
Final Rank	7
Fastest Section Time (Section)	0:11.35 (1400m)
Top Speed [km/h] (Section)	67.0 (Overall)
Race State	Finished



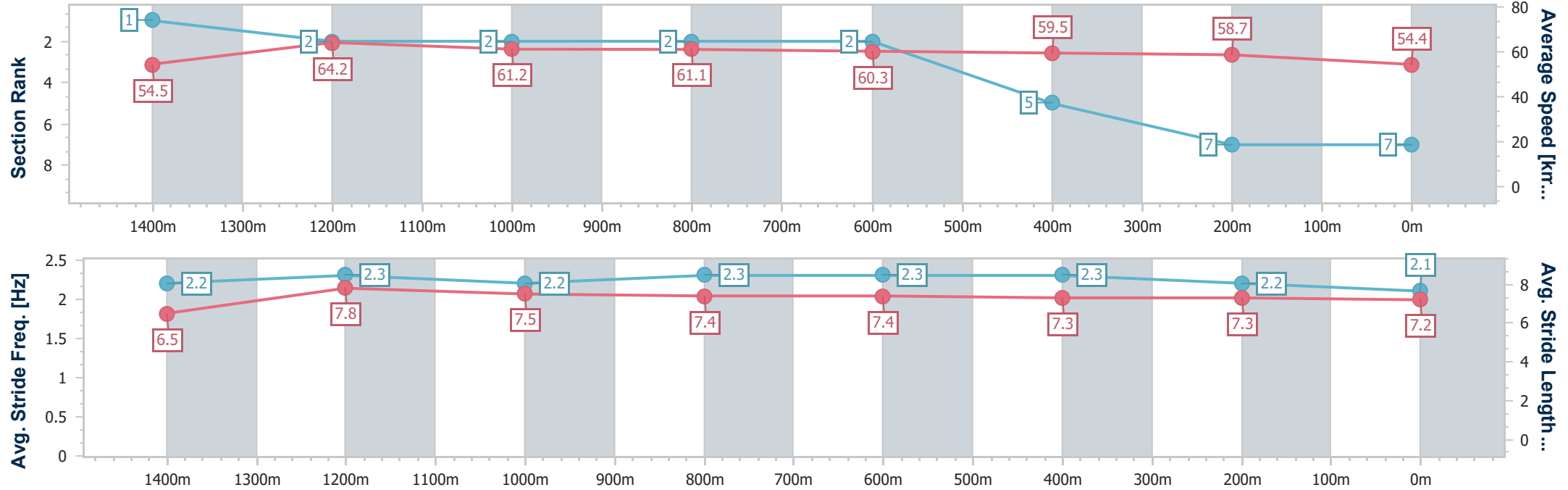
Sunshine Coast QLD Professional
Race 3: COAST2COAST EARTHMOVING QTIS Three & Four
Year-Old Benchmark 65 Handicap - 1600m



23 March 2025 - 13:20

Track Rating: Soft 5, Weather: Overcast, Rail Position: +3m Entire

Section	Overall	1400m	1200m	1000m	800m	600m	400m	200m					
Section Times	1:38.22 [7] (0:13.24)	1:24.98 [1] (0:11.35)	1:13.63 [2] (0:11.79)	1:01.84 [2] (0:11.92)	0:49.92 [2] (0:12.19)	0:37.73 [2] (0:12.27)	0:25.46 [5] (0:12.24)	0:13.22 [7] (0:13.22)					
Average Speed [km/h]	54.5	64.2	61.2	61.1	60.3	59.5	58.7	54.4					
Top Speed [km/h]	67.0	66.3	62.2	61.6	61.0	60.1	59.7	57.8					
Avg. Dist. to Rail [m]	9.1	3.8	4.1	4.4	3.8	2.1	3.2	2.5					
Avg. Stride Freq. [Hz]	2.2	2.3	2.2	2.3	2.3	2.3	2.2	2.1					
Avg. Stride Length [m]	6.5	7.8	7.5	7.4	7.4	7.3	7.3	7.2					



- [] Ranking at each section and finish
- .-.- No data available at this section
- NA No data available



Horse/Jockey Name	Thunder Shanghai
Final Rank	8
Fastest Section Time (Section)	0:11.52 (1400m)
Top Speed [km/h] (Section)	64.5 (1400m)
Race State	Finished



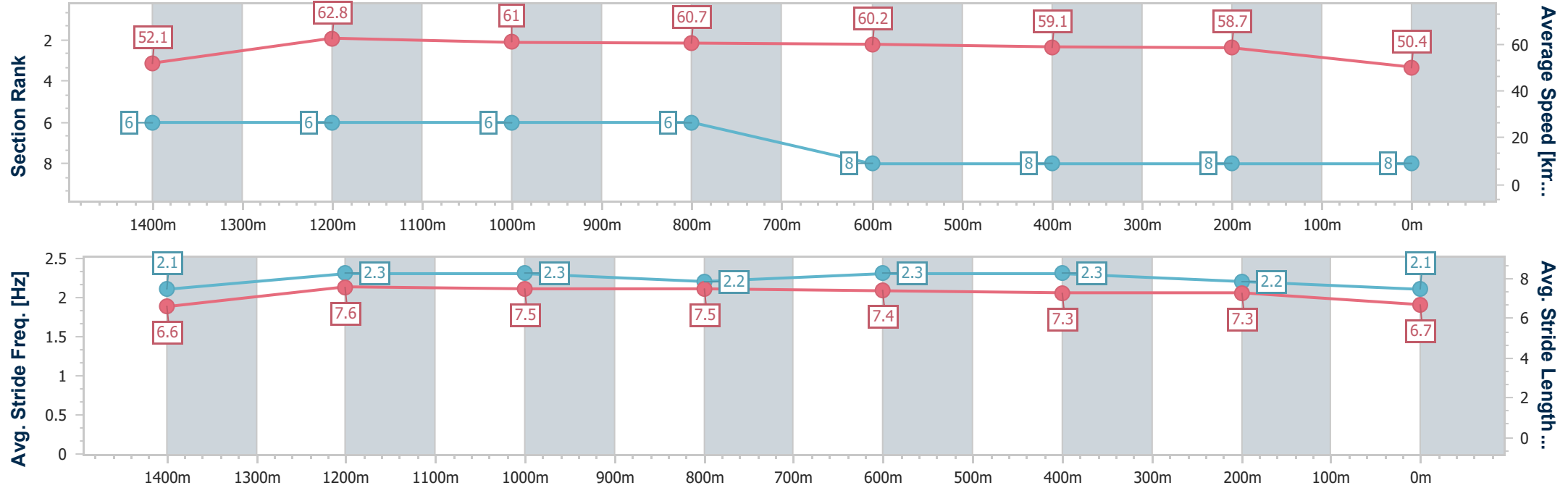
Sunshine Coast QLD Professional
Race 3: COAST2COAST EARTHMOVING QTIS Three & Four
Year-Old Benchmark 65 Handicap - 1600m



23 March 2025 - 13:20

Track Rating: Soft 5, Weather: Overcast, Rail Position: +3m Entire

Section	Overall	1400m	1200m	1000m	800m	600m	400m	200m					
Section Times	1:39.88 [8] (0:13.85)	1:26.03 [6] (0:11.52)	1:14.51 [6] (0:11.81)	1:02.70 [6] (0:11.92)	0:50.78 [6] (0:12.12)	0:38.66 [8] (0:12.11)	0:26.55 [8] (0:12.31)	0:14.24 [8] (0:14.24)					
Average Speed [km/h]	52.1	62.8	61.0	60.7	60.2	59.1	58.7	50.4					
Top Speed [km/h]	62.5	64.5	62.5	61.5	60.7	59.6	59.7	55.6					
Avg. Dist. to Rail [m]	5.7	2.5	3.1	3.2	1.6	1.0	0.6	1.7					
Avg. Stride Freq. [Hz]	2.1	2.3	2.3	2.2	2.3	2.3	2.2	2.1					
Avg. Stride Length [m]	6.6	7.6	7.5	7.5	7.4	7.3	7.3	6.7					



- [] Ranking at each section and finish
- .-.- No data available at this section
- NA No data available



Sunshine Coast QLD Professional

Race 4: SUNSHINE SHEDS & GARAGES Maiden Handicap - 1400m

23 March 2025 - 13:59



Track Rating: Soft 5, Weather: Overcast, Rail Position: +3m Entire

Section						Overall	1200m	1000m	800m	600m	400m	Last 600m	
Field Times						1:25.28 (0:13.47)	1:11.81 (0:11.23)	1:00.58 (0:12.25)	0:48.33 (0:12.63)	0:35.70 (0:11.99)	0:23.71 (0:11.67)	0:35.70	
Rank	TAB	Horse/Jockey	Barrier	Top Speed [km/h]	Fastest Section								Distance Travelled [m]
1	12	THE PROPHECY	2	64.8	0:11.20	1:25.28 [1]	1:11.20 [6]	0:59.82 [6]	0:47.52 [6]	0:35.17 [5]	0:23.12 [6]	0:35.17	
		Damien Thornton		1200m	400m	(0:14.08)	(0:11.38)	(0:12.30)	(0:12.35)	(0:12.05)	(0:11.20)		
2	4	ZOULAR	1	65.5	0:11.43	1:25.29 [2]	1:11.55 [4]	1:00.12 [4]	0:47.78 [4]	0:35.35 [4]	0:23.47 [3]	0:35.35 -1	
		Jake Bayliss		Overall	1200m	(0:13.74)	(0:11.43)	(0:12.34)	(0:12.43)	(0:11.88)	(0:11.50)		
3	10	DESERT LEGEND	5	64.8	0:11.42	1:25.38 [3]	1:11.79 [2]	1:00.34 [3]	0:48.00 [3]	0:35.50 [3]	0:23.53 [4]	0:35.50 +3	
		Nikita Beriman		Overall	400m	(0:13.59)	(0:11.45)	(0:12.34)	(0:12.50)	(0:11.97)	(0:11.42)		
4	9	DEEP DAWN	7	67.6	0:11.08	1:25.71 [4]	1:12.09 [3]	1:01.01 [1]	0:48.76 [1]	0:36.13 [1]	0:24.14 [1]	0:36.13 -1	
		Cejay Graham		1200m	1200m	(0:13.62)	(0:11.08)	(0:12.25)	(0:12.63)	(0:11.99)	(0:11.67)		
5	8	CUBANS CROWN	3	65.5	0:11.41	1:26.00 [5]	1:12.53 [1]	1:01.12 [2]	0:48.80 [2]	0:36.33 [2]	0:24.39 [2]	0:36.33 +1	
		Emily Lang		Overall	1200m	(0:13.47)	(0:11.41)	(0:12.32)	(0:12.47)	(0:11.94)	(0:11.66)		
6	1	MOANA NUI	8	63.3	0:11.55	1:26.43 [6]	1:11.86 [11]	1:00.31 [12]	0:47.99 [12]	0:35.68 [12]	0:23.64 [11]	0:35.68 +0	
		Dale Smith		1200m	1200m	(0:14.57)	(0:11.55)	(0:12.32)	(0:12.31)	(0:12.04)	(0:11.69)		
7	11	EIGHTDAYSAWEEK	4	64.0	0:11.47	1:26.57 [7]	1:12.48 [7]	1:01.01 [7]	0:48.66 [8]	0:36.26 [8]	0:24.06 [7]	0:36.26 +0	
		Elione Chaves		1200m	1200m	(0:14.09)	(0:11.47)	(0:12.35)	(0:12.40)	(0:12.20)	(0:11.82)		
8	6	TAKIN'HELL	10	64.8	0:11.37	1:26.66 [8]	1:12.27 [10]	1:00.90 [10]	0:48.56 [10]	0:36.18 [9]	0:24.04 [9]	0:36.18 +5	
		Mark Du Plessis		1200m	1200m	(0:14.39)	(0:11.37)	(0:12.34)	(0:12.38)	(0:12.14)	(0:11.75)		
9	13	LILICA EBET	12	64.2	0:11.36	1:27.30 [9]	1:12.58 [12]	1:01.22 [11]	0:48.91 [11]	0:36.59 [10]	0:24.54 [10]	0:36.59 +3	
		Georgina Cartwright		1200m	1200m	(0:14.72)	(0:11.36)	(0:12.31)	(0:12.32)	(0:12.05)	(0:11.98)		
10	2	HERLIHY	11	64.3	0:11.39	1:27.57 [10]	1:13.21 [9]	1:01.82 [9]	0:49.61 [9]	0:36.85 [11]	0:24.27 [12]	0:36.85 +5	
		Paul Hamblin		1200m	1200m	(0:14.36)	(0:11.39)	(0:12.21)	(0:12.76)	(0:12.58)	(0:12.17)		

Scratched: Prefer To Dance (#3), Tickle My Tosen (#7)



Sunshine Coast QLD Professional
Race 4: SUNSHINE SHEDS & GARAGES Maiden Handicap - 1400m
23 March 2025 - 13:59



Track Rating: Soft 5, Weather: Overcast, Rail Position: +3m Entire

Section						Overall	1200m	1000m	800m	600m	400m	Last 600m	
Field Times						1:25.28 (0:13.47)	1:11.81 (0:11.23)	1:00.58 (0:12.25)	0:48.33 (0:12.63)	0:35.70 (0:11.99)	0:23.71 (0:11.67)	0:35.70	
Rank	TAB	Horse/Jockey	Barrier	Top Speed [km/h]	Fastest Section								Distance Travelled [m]
11	5	STAR OF THE NILE	6	64.8	0:11.37	1:27.86 [11]	1:13.61 [8]	1:02.24 [8]	0:50.00 [7]	0:37.74 [6]	0:25.74 [5]	0:37.74	+2
		Robbie Dolan		400m	1200m	(0:14.25)	(0:11.37)	(0:12.24)	(0:12.26)	(0:12.00)	(0:12.44)		
12	14	TWOPOINTFOUR	9	65.8	0:11.43	1:27.90 [12]	1:13.99 [5]	1:02.56 [5]	0:50.21 [5]	0:37.76 [7]	0:25.38 [8]	0:37.76	+2
		Amy Graham		1200m	1200m	(0:13.91)	(0:11.43)	(0:12.35)	(0:12.45)	(0:12.38)	(0:12.24)		

Scratched: Prefer To Dance (#3), Tickle My Tosen (#7)



Sunshine Coast QLD Professional
Race 4: SUNSHINE SHEDS & GARAGES Maiden Handicap - 1400m
23 March 2025 - 13:59



Track Rating: Soft 5, Weather: Overcast, Rail Position: +3m Entire

Section Field Times				200m 0:12.04 (0:12.04)		Last 600m 0:35.70			
Rank	TAB	Horse/Jockey	Barrier	Top Speed [km/h]	Fastest Section	Margin			Distance Travelled [m]
1	12	THE PROPHECY	2	64.8	0:11.20	0:11.92 [5]	1:25.28		0:35.17
		Damien Thornton		1200m	400m	(0:11.92)			
2	4	ZOULAR	1	65.5	0:11.43	0:11.97 [4]	0.1L		0:35.35
		Jake Bayliss		Overall	1200m	(0:11.97)			-1
3	10	DESERT LEGEND	5	64.8	0:11.42	0:12.11 [2]	0.5L		0:35.50
		Nikita Beriman		Overall	400m	(0:12.11)			+3
4	9	DEEP DAWN	7	67.6	0:11.08	0:12.47 [1]	2.3L		0:36.13
		Cejay Graham		1200m	1200m	(0:12.47)			-1
5	8	CUBANS CROWN	3	65.5	0:11.41	0:12.73 [2]	3.8L		0:36.33
		Emily Lang		Overall	1200m	(0:12.73)			+1
6	1	MOANA NUI	8	63.3	0:11.55	0:11.95 [8]	6.3L		0:35.68
		Dale Smith		1200m	1200m	(0:11.95)			+0
7	11	EIGHTDAYSAWEEK	4	64.0	0:11.47	0:12.24 [6]	7.1L		0:36.26
		Elione Chaves		1200m	1200m	(0:12.24)			+0
8	6	TAKIN'HELL	10	64.8	0:11.37	0:12.29 [7]	7.5L		0:36.18
		Mark Du Plessis		1200m	1200m	(0:12.29)			+5
9	13	LILICA EBET	12	64.2	0:11.36	0:12.56 [10]	11.3L		0:36.59
		Georgina Cartwright		1200m	1200m	(0:12.56)			+3
10	2	HERLIHY	11	64.3	0:11.39	0:12.10 [12]	12.8L		0:36.85
		Paul Hamblin		1200m	1200m	(0:12.10)			+5

Scratched: Prefer To Dance (#3), Tickle My Tosen (#7)



Sunshine Coast QLD Professional
Race 4: SUNSHINE SHEDS & GARAGES Maiden Handicap - 1400m
23 March 2025 - 13:59



Track Rating: Soft 5, Weather: Overcast, Rail Position: +3m Entire

Section						200m		Last 600m	
Field Times						0:12.04 (0:12.04)		0:35.70	
Rank	TAB	Horse/Jockey	Barrier	Top Speed [km/h]	Fastest Section	Margin		Distance Travelled [m]	
11	5	STAR OF THE NILE	6	64.8	0:11.37	0:13.30 [9]	14.3L	0:37.74	+2
		Robbie Dolan		400m	1200m	(0:13.30)			
12	14	TWOPOINTFOUR	9	65.8	0:11.43	0:13.14 [11]	14.5L	0:37.76	+2
		Amy Graham		1200m	1200m	(0:13.14)			

Scratched: Prefer To Dance (#3), Tickle My Tosen (#7)



Horse/Jockey Name	The Prophecy
Final Rank	1
Fastest Section Time (Section)	0:11.20 (400m)
Top Speed [km/h] (Section)	64.8 (1200m)
Race State	Finished



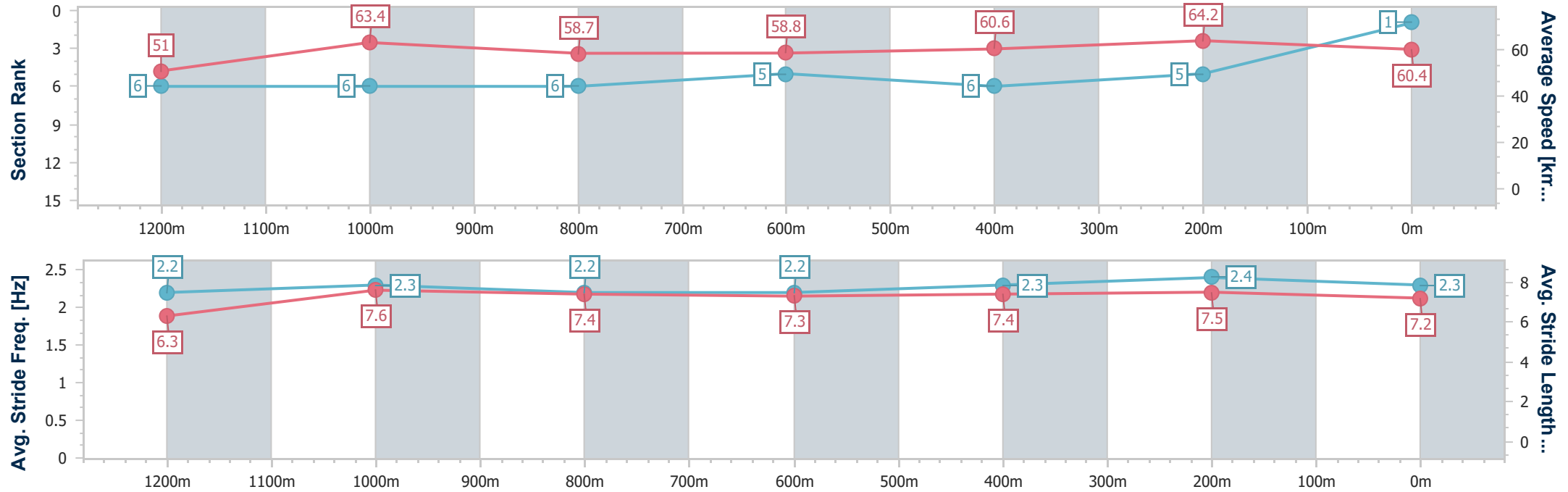
Sunshine Coast QLD Professional
Race 4: SUNSHINE SHEDS & GARAGES Maiden Handicap - 1400m



23 March 2025 - 13:59

Track Rating: Soft 5, Weather: Overcast, Rail Position: +3m Entire

Section	Overall	1200m	1000m	800m	600m	400m	200m						
Section Times	1:25.28 [1] (0:14.08)	1:11.20 [6] (0:11.38)	0:59.82 [6] (0:12.30)	0:47.52 [6] (0:12.35)	0:35.17 [5] (0:12.05)	0:23.12 [6] (0:11.20)	0:11.92 [5] (0:11.92)						
Average Speed [km/h]	51.0	63.4	58.7	58.8	60.6	64.2	60.4						
Top Speed [km/h]	64.6	64.8	60.8	59.7	62.9	64.7	63.5						
Avg. Dist. to Rail [m]	4.9	2.5	1.7	1.5	2.2	5.6	5.6						
Avg. Stride Freq. [Hz]	2.2	2.3	2.2	2.2	2.3	2.4	2.3						
Avg. Stride Length [m]	6.3	7.6	7.4	7.3	7.4	7.5	7.2						





Horse/Jockey Name	Zoular
Final Rank	2
Fastest Section Time (Section)	0:11.43 (1200m)
Top Speed [km/h] (Section)	65.5 (Overall)
Race State	Finished



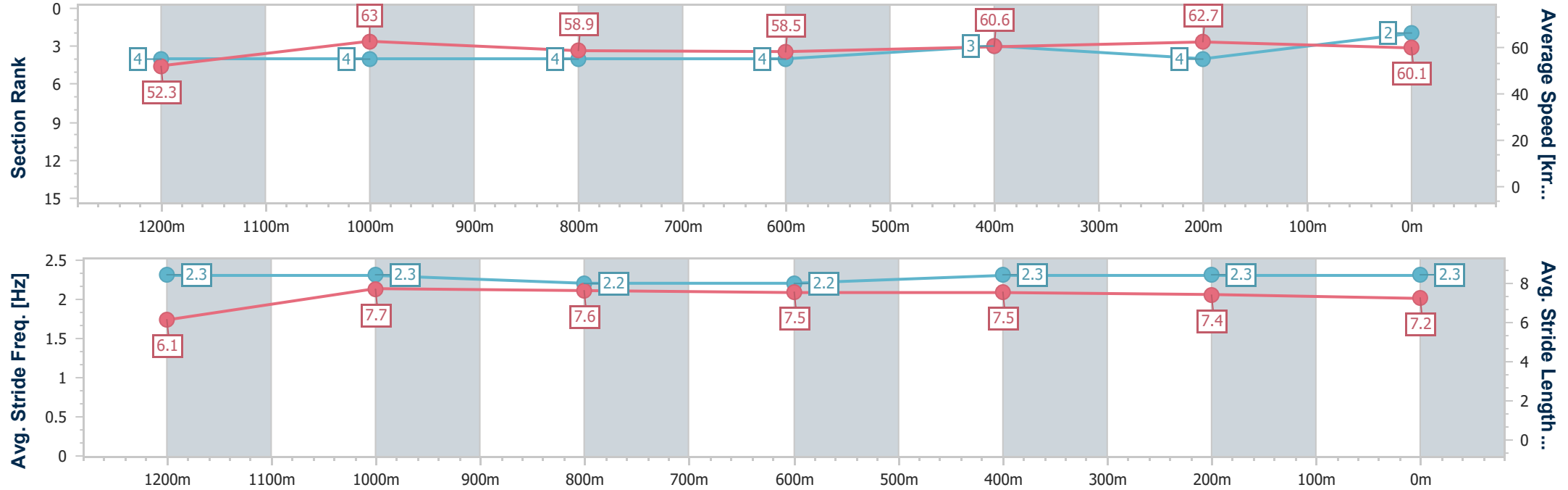
Sunshine Coast QLD Professional
Race 4: SUNSHINE SHEDS & GARAGES Maiden Handicap - 1400m



23 March 2025 - 13:59

Track Rating: Soft 5, Weather: Overcast, Rail Position: +3m Entire

Section	Overall	1200m	1000m	800m	600m	400m	200m						
Section Times	1:25.29 [2] (0:13.74)	1:11.55 [4] (0:11.43)	1:00.12 [4] (0:12.34)	0:47.78 [4] (0:12.43)	0:35.35 [4] (0:11.88)	0:23.47 [3] (0:11.50)	0:11.97 [4] (0:11.97)						
Average Speed [km/h]	52.3	63.0	58.9	58.5	60.6	62.7	60.1						
Top Speed [km/h]	65.5	65.4	61.1	59.6	62.7	63.6	62.2						
Avg. Dist. to Rail [m]	4.2	2.7	2.5	1.9	0.5	2.5	1.7						
Avg. Stride Freq. [Hz]	2.3	2.3	2.2	2.2	2.3	2.3	2.3						
Avg. Stride Length [m]	6.1	7.7	7.6	7.5	7.5	7.4	7.2						



- [] Ranking at each section and finish
- .-.- No data available at this section
- NA No data available



Horse/Jockey Name	Desert Legend
Final Rank	3
Fastest Section Time (Section)	0:11.42 (400m)
Top Speed [km/h] (Section)	64.8 (Overall)
Race State	Finished



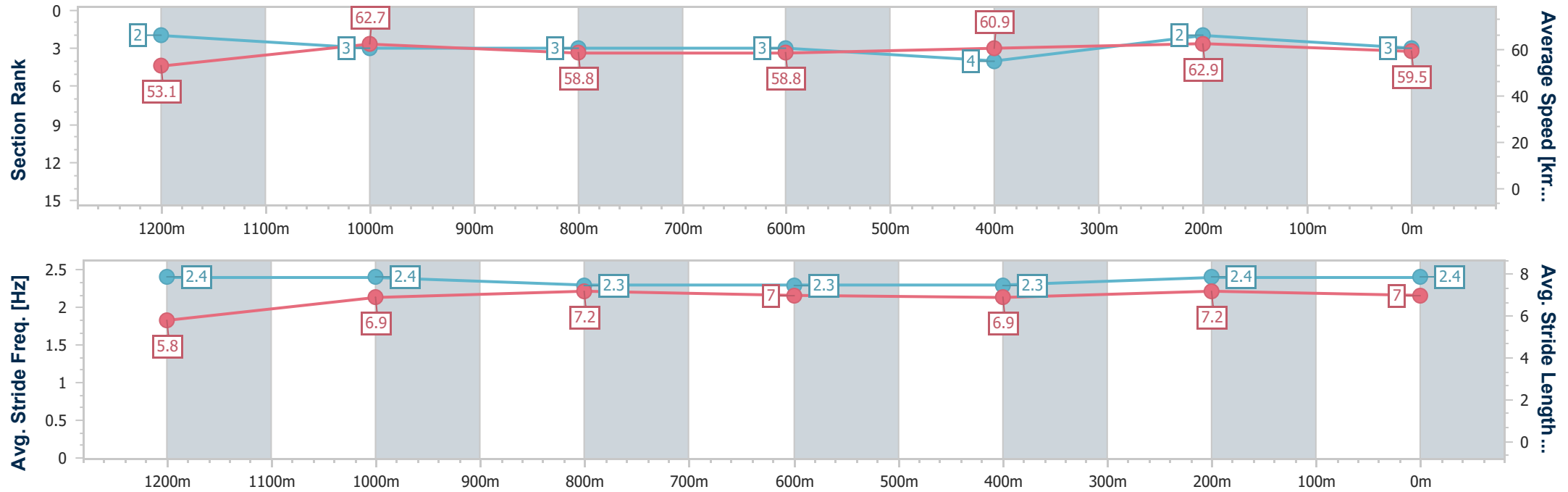
Sunshine Coast QLD Professional
Race 4: SUNSHINE SHEDS & GARAGES Maiden Handicap - 1400m



23 March 2025 - 13:59

Track Rating: Soft 5, Weather: Overcast, Rail Position: +3m Entire

Section	Overall	1200m	1000m	800m	600m	400m	200m						
Section Times	1:25.38 [3] (0:13.59)	1:11.79 [2] (0:11.45)	1:00.34 [3] (0:12.34)	0:48.00 [3] (0:12.50)	0:35.50 [3] (0:11.97)	0:23.53 [4] (0:11.42)	0:12.11 [2] (0:12.11)						
Average Speed [km/h]	53.1	62.7	58.8	58.8	60.9	62.9	59.5						
Top Speed [km/h]	64.8	64.5	61.2	59.2	63.4	63.8	62.0						
Avg. Dist. to Rail [m]	7.2	4.3	3.4	3.2	1.8	4.1	3.9						
Avg. Stride Freq. [Hz]	2.4	2.4	2.3	2.3	2.3	2.4	2.4						
Avg. Stride Length [m]	5.8	6.9	7.2	7.0	6.9	7.2	7.0						



- [] Ranking at each section and finish
- .-.-.- No data available at this section
- NA No data available



Horse/Jockey Name	Deep Dawn
Final Rank	4
Fastest Section Time (Section)	0:11.08 (1200m)
Top Speed [km/h] (Section)	67.6 (1200m)
Race State	Finished



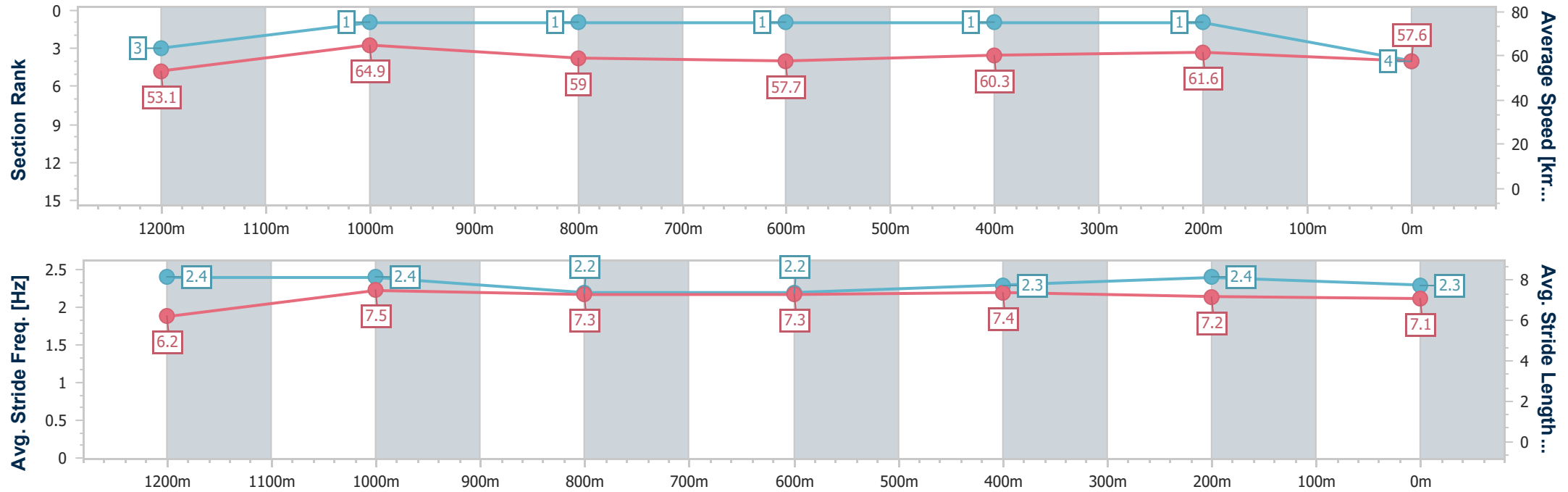
Sunshine Coast QLD Professional
Race 4: SUNSHINE SHEDS & GARAGES Maiden Handicap - 1400m



23 March 2025 - 13:59

Track Rating: Soft 5, Weather: Overcast, Rail Position: +3m Entire

Section	Overall	1200m	1000m	800m	600m	400m	200m						
Section Times	1:25.71 [4] (0:13.62)	1:12.09 [3] (0:11.08)	1:01.01 [1] (0:12.25)	0:48.76 [1] (0:12.63)	0:36.13 [1] (0:11.99)	0:24.14 [1] (0:11.67)	0:12.47 [1] (0:12.47)						
Average Speed [km/h]	53.1	64.9	59.0	57.7	60.3	61.6	57.6						
Top Speed [km/h]	67.2	67.6	62.4	58.7	62.2	62.6	60.6						
Avg. Dist. to Rail [m]	8.0	4.8	2.8	2.0	0.4	2.0	1.9						
Avg. Stride Freq. [Hz]	2.4	2.4	2.2	2.2	2.3	2.4	2.3						
Avg. Stride Length [m]	6.2	7.5	7.3	7.3	7.4	7.2	7.1						



- [] Ranking at each section and finish
- .-.- No data available at this section
- NA No data available



Horse/Jockey Name	Cubans Crown
Final Rank	5
Fastest Section Time (Section)	0:11.41 (1200m)
Top Speed [km/h] (Section)	65.5 (Overall)
Race State	Finished



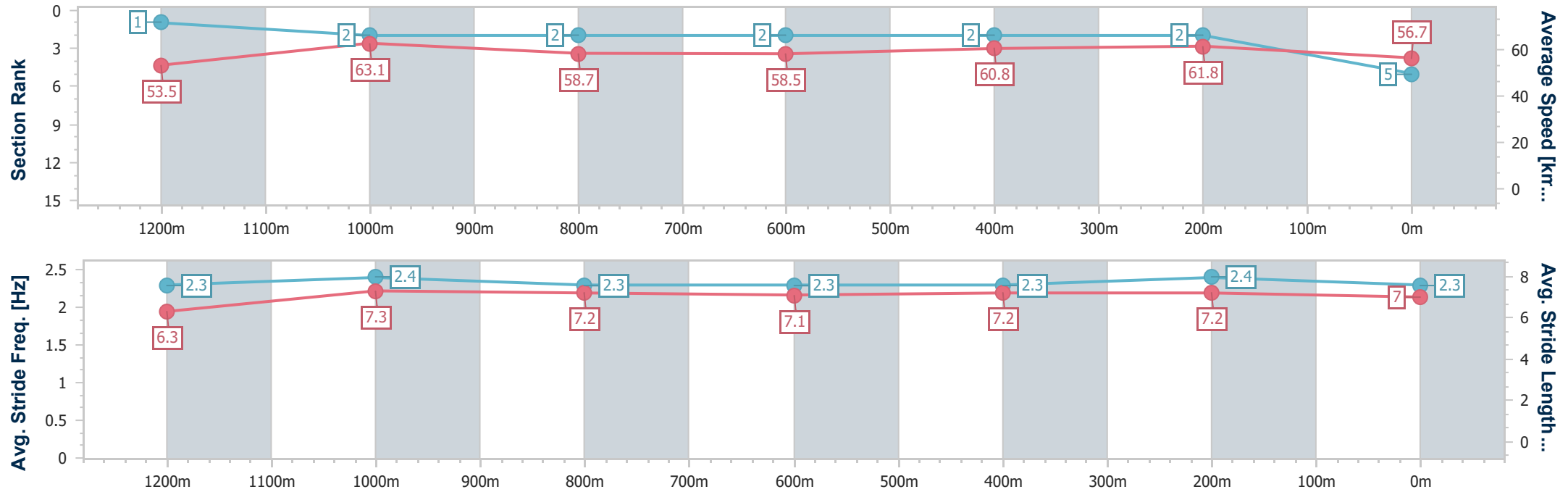
Sunshine Coast QLD Professional
Race 4: SUNSHINE SHEDS & GARAGES Maiden Handicap - 1400m



23 March 2025 - 13:59

Track Rating: Soft 5, Weather: Overcast, Rail Position: +3m Entire

Section	Overall	1200m	1000m	800m	600m	400m	200m						
Section Times	1:26.00 [5] (0:13.47)	1:12.53 [1] (0:11.41)	1:01.12 [2] (0:12.32)	0:48.80 [2] (0:12.47)	0:36.33 [2] (0:11.94)	0:24.39 [2] (0:11.66)	0:12.73 [2] (0:12.73)						
Average Speed [km/h]	53.5	63.1	58.7	58.5	60.8	61.8	56.7						
Top Speed [km/h]	65.5	64.4	60.3	59.7	62.5	63.3	59.7						
Avg. Dist. to Rail [m]	5.5	2.7	2.6	2.5	1.4	2.7	3.0						
Avg. Stride Freq. [Hz]	2.3	2.4	2.3	2.3	2.3	2.4	2.3						
Avg. Stride Length [m]	6.3	7.3	7.2	7.1	7.2	7.2	7.0						



- [] Ranking at each section and finish
- .-.-.- No data available at this section
- NA No data available



Horse/Jockey Name	Moana Nui
Final Rank	6
Fastest Section Time (Section)	0:11.55 (1200m)
Top Speed [km/h] (Section)	63.3 (1200m)
Race State	Finished



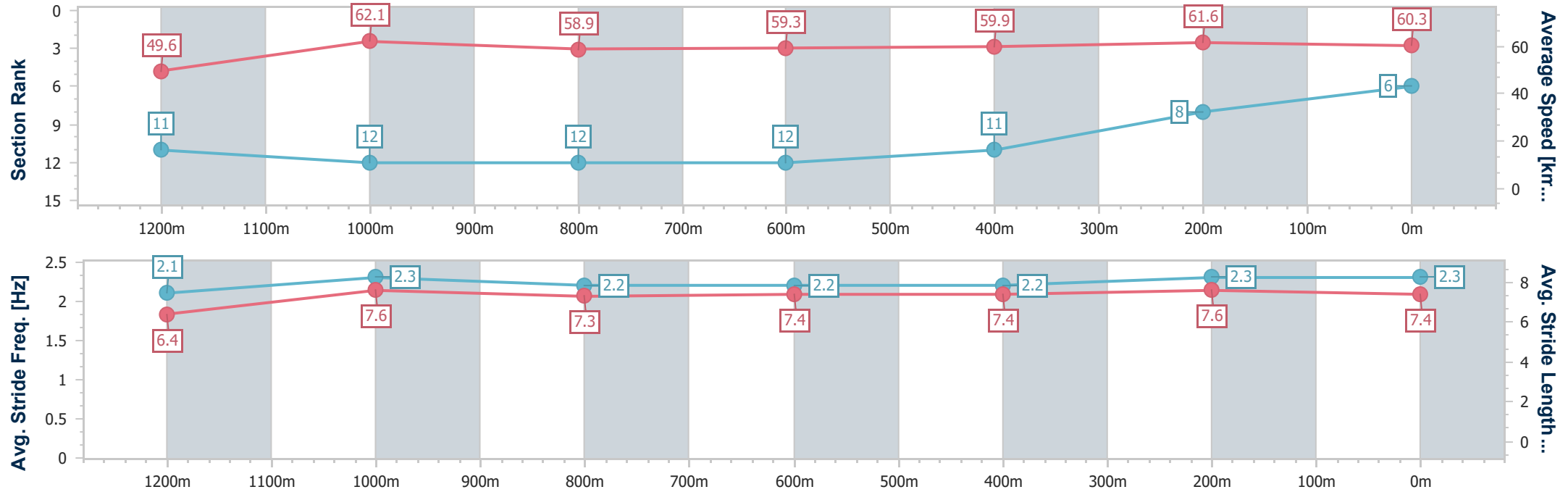
Sunshine Coast QLD Professional
Race 4: SUNSHINE SHEDS & GARAGES Maiden Handicap - 1400m



23 March 2025 - 13:59

Track Rating: Soft 5, Weather: Overcast, Rail Position: +3m Entire

Section	Overall	1200m	1000m	800m	600m	400m	200m						
Section Times	1:26.43 [6] (0:14.57)	1:11.86 [11] (0:11.55)	1:00.31 [12] (0:12.32)	0:47.99 [12] (0:12.31)	0:35.68 [12] (0:12.04)	0:23.64 [11] (0:11.69)	0:11.95 [8] (0:11.95)						
Average Speed [km/h]	49.6	62.1	58.9	59.3	59.9	61.6	60.3						
Top Speed [km/h]	62.6	63.3	62.2	61.2	60.8	62.1	61.7						
Avg. Dist. to Rail [m]	7.9	2.9	2.7	2.1	0.6	1.3	2.5						
Avg. Stride Freq. [Hz]	2.1	2.3	2.2	2.2	2.2	2.3	2.3						
Avg. Stride Length [m]	6.4	7.6	7.3	7.4	7.4	7.6	7.4						



- [] Ranking at each section and finish
- .-.-.- No data available at this section
- NA No data available



Horse/Jockey Name	Eightdaysaweek
Final Rank	7
Fastest Section Time (Section)	0:11.47 (1200m)
Top Speed [km/h] (Section)	64.0 (1200m)
Race State	Finished



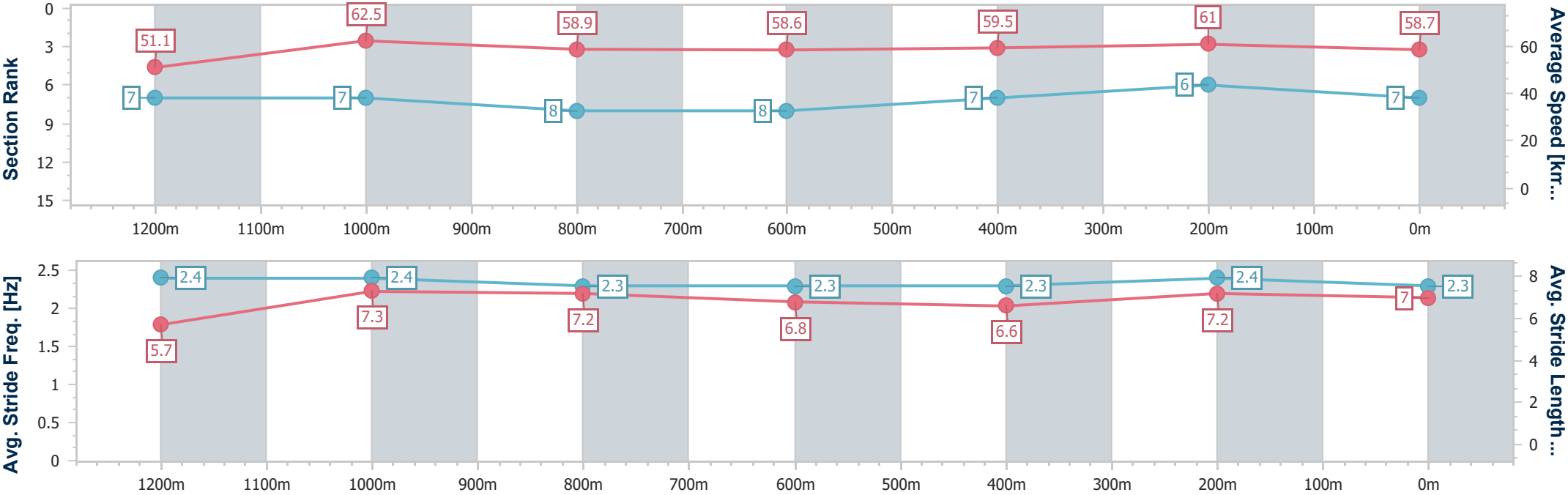
Sunshine Coast QLD Professional
Race 4: SUNSHINE SHEDS & GARAGES Maiden Handicap - 1400m



23 March 2025 - 13:59

Track Rating: Soft 5, Weather: Overcast, Rail Position: +3m Entire

Section	Overall	1200m	1000m	800m	600m	400m	200m						
Section Times	1:26.57 [7] (0:14.09)	1:12.48 [7] (0:11.47)	1:01.01 [7] (0:12.35)	0:48.66 [8] (0:12.40)	0:36.26 [8] (0:12.20)	0:24.06 [7] (0:11.82)	0:12.24 [6] (0:12.24)						
Average Speed [km/h]	51.1	62.5	58.9	58.6	59.5	61.0	58.7						
Top Speed [km/h]	63.9	64.0	61.4	59.7	61.0	61.4	60.2						
Avg. Dist. to Rail [m]	5.8	3.2	2.8	2.0	1.4	5.3	5.6						
Avg. Stride Freq. [Hz]	2.4	2.4	2.3	2.3	2.3	2.4	2.3						
Avg. Stride Length [m]	5.7	7.3	7.2	6.8	6.6	7.2	7.0						



- [] Ranking at each section and finish
- .-.- No data available at this section
- NA No data available



Horse/Jockey Name	Takin'hell
Final Rank	8
Fastest Section Time (Section)	0:11.37 (1200m)
Top Speed [km/h] (Section)	64.8 (1200m)
Race State	Finished



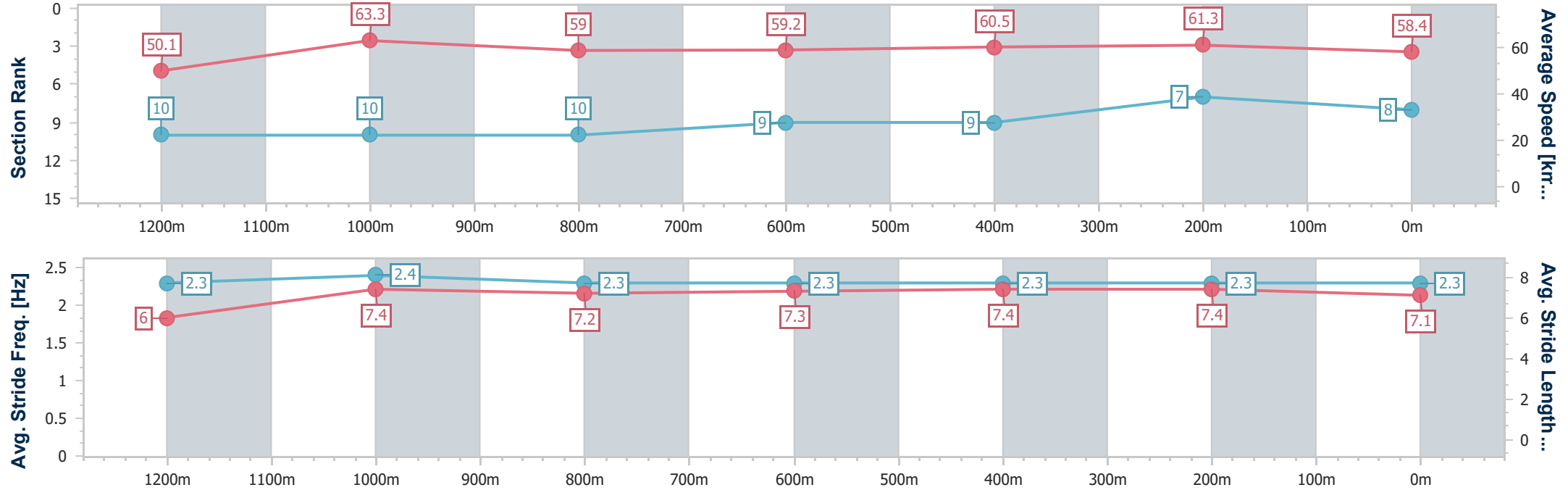
Sunshine Coast QLD Professional
Race 4: SUNSHINE SHEDS & GARAGES Maiden Handicap - 1400m



23 March 2025 - 13:59

Track Rating: Soft 5, Weather: Overcast, Rail Position: +3m Entire

Section	Overall	1200m	1000m	800m	600m	400m	200m						
Section Times	1:26.66 [8] (0:14.39)	1:12.27 [10] (0:11.37)	1:00.90 [10] (0:12.34)	0:48.56 [10] (0:12.38)	0:36.18 [9] (0:12.14)	0:24.04 [9] (0:11.75)	0:12.29 [7] (0:12.29)						
Average Speed [km/h]	50.1	63.3	59.0	59.2	60.5	61.3	58.4						
Top Speed [km/h]	63.1	64.8	60.9	61.0	61.4	61.8	60.5						
Avg. Dist. to Rail [m]	10.7	4.1	3.4	3.2	3.1	6.7	6.3						
Avg. Stride Freq. [Hz]	2.3	2.4	2.3	2.3	2.3	2.3	2.3						
Avg. Stride Length [m]	6.0	7.4	7.2	7.3	7.4	7.4	7.1						



- [] Ranking at each section and finish
- .-.- No data available at this section
- NA No data available



Horse/Jockey Name	Lilica Ebet
Final Rank	9
Fastest Section Time (Section)	0:11.36 (1200m)
Top Speed [km/h] (Section)	64.2 (1200m)
Race State	Finished



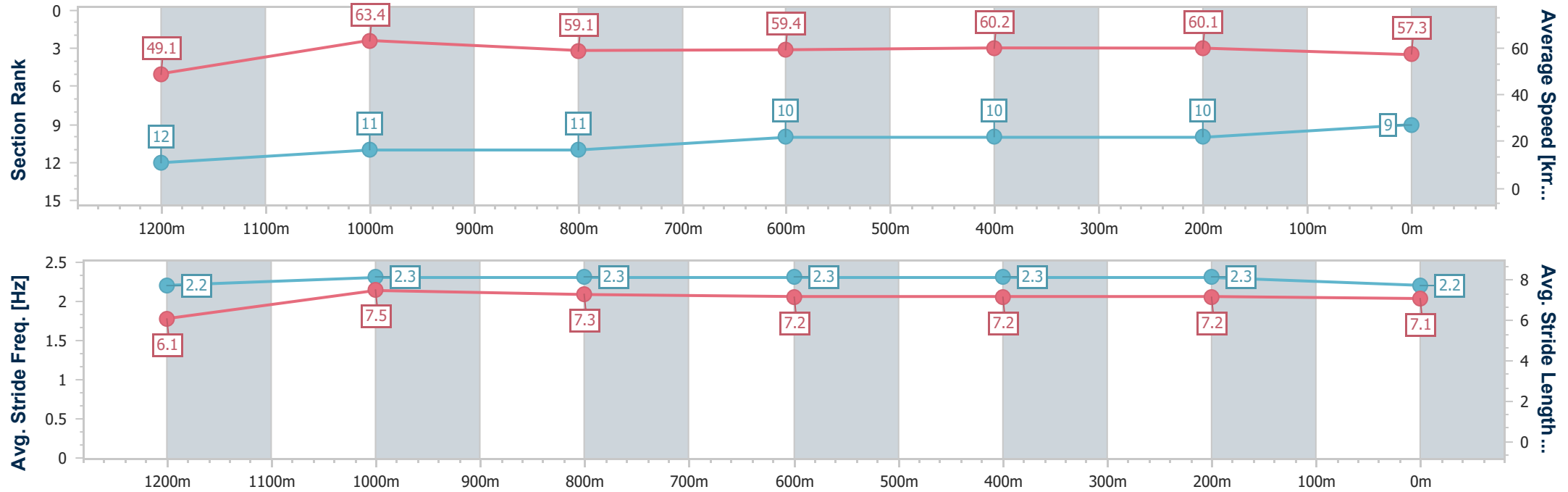
Sunshine Coast QLD Professional
Race 4: SUNSHINE SHEDS & GARAGES Maiden Handicap - 1400m



23 March 2025 - 13:59

Track Rating: Soft 5, Weather: Overcast, Rail Position: +3m Entire

Section	Overall	1200m	1000m	800m	600m	400m	200m						
Section Times	1:27.30 [9] (0:14.72)	1:12.58 [12] (0:11.36)	1:01.22 [11] (0:12.31)	0:48.91 [11] (0:12.32)	0:36.59 [10] (0:12.05)	0:24.54 [10] (0:11.98)	0:12.56 [10] (0:12.56)						
Average Speed [km/h]	49.1	63.4	59.1	59.4	60.2	60.1	57.3						
Top Speed [km/h]	61.9	64.2	62.8	61.8	61.2	62.7	59.5						
Avg. Dist. to Rail [m]	13.0	4.2	3.6	2.9	1.5	3.4	4.5						
Avg. Stride Freq. [Hz]	2.2	2.3	2.3	2.3	2.3	2.3	2.2						
Avg. Stride Length [m]	6.1	7.5	7.3	7.2	7.2	7.2	7.1						



- [] Ranking at each section and finish
- .-.- No data available at this section
- NA No data available



Horse/Jockey Name	Herlihy
Final Rank	10
Fastest Section Time (Section)	0:11.39 (1200m)
Top Speed [km/h] (Section)	64.3 (1200m)
Race State	Finished



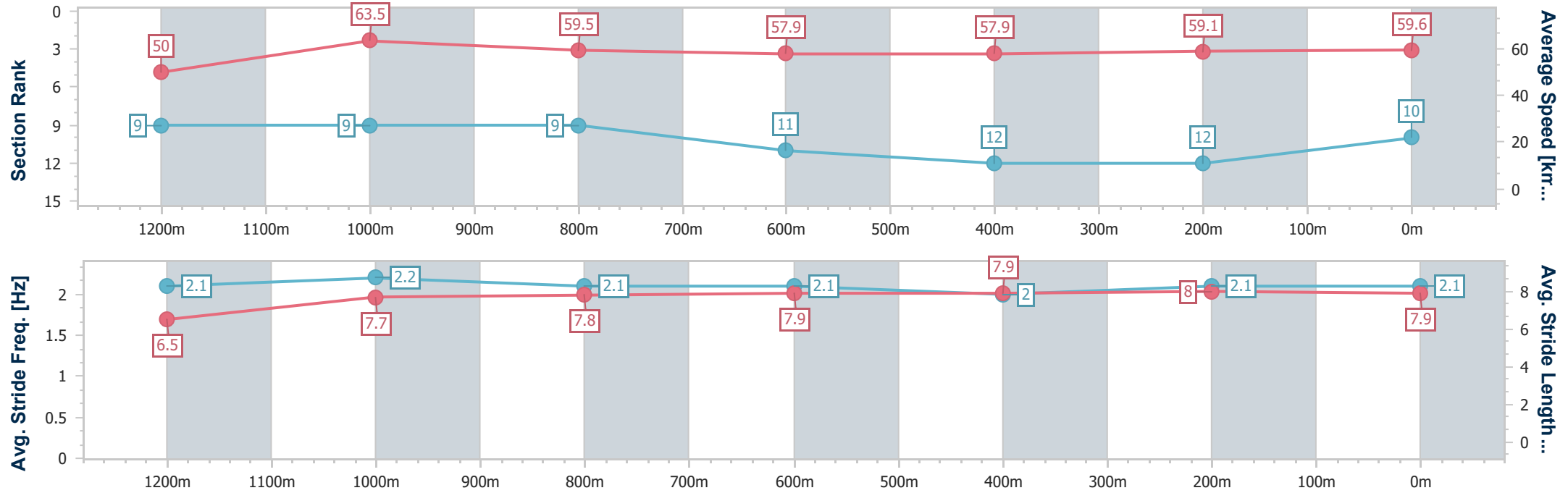
Sunshine Coast QLD Professional
Race 4: SUNSHINE SHEDS & GARAGES Maiden Handicap - 1400m



23 March 2025 - 13:59

Track Rating: Soft 5, Weather: Overcast, Rail Position: +3m Entire

Section	Overall	1200m	1000m	800m	600m	400m	200m						
Section Times	1:27.57 [10] (0:14.36)	1:13.21 [9] (0:11.39)	1:01.82 [9] (0:12.21)	0:49.61 [9] (0:12.76)	0:36.85 [11] (0:12.58)	0:24.27 [12] (0:12.17)	0:12.10 [12] (0:12.10)						
Average Speed [km/h]	50.0	63.5	59.5	57.9	57.9	59.1	59.6						
Top Speed [km/h]	63.0	64.3	62.4	59.4	59.1	60.3	60.8						
Avg. Dist. to Rail [m]	12.2	5.3	4.6	3.9	2.3	4.8	6.1						
Avg. Stride Freq. [Hz]	2.1	2.2	2.1	2.1	2.0	2.1	2.1						
Avg. Stride Length [m]	6.5	7.7	7.8	7.9	7.9	8.0	7.9						



- [] Ranking at each section and finish
- .-.- No data available at this section
- NA No data available



Horse/Jockey Name	Star Of The Nile
Final Rank	11
Fastest Section Time (Section)	0:11.37 (1200m)
Top Speed [km/h] (Section)	64.8 (400m)
Race State	Finished



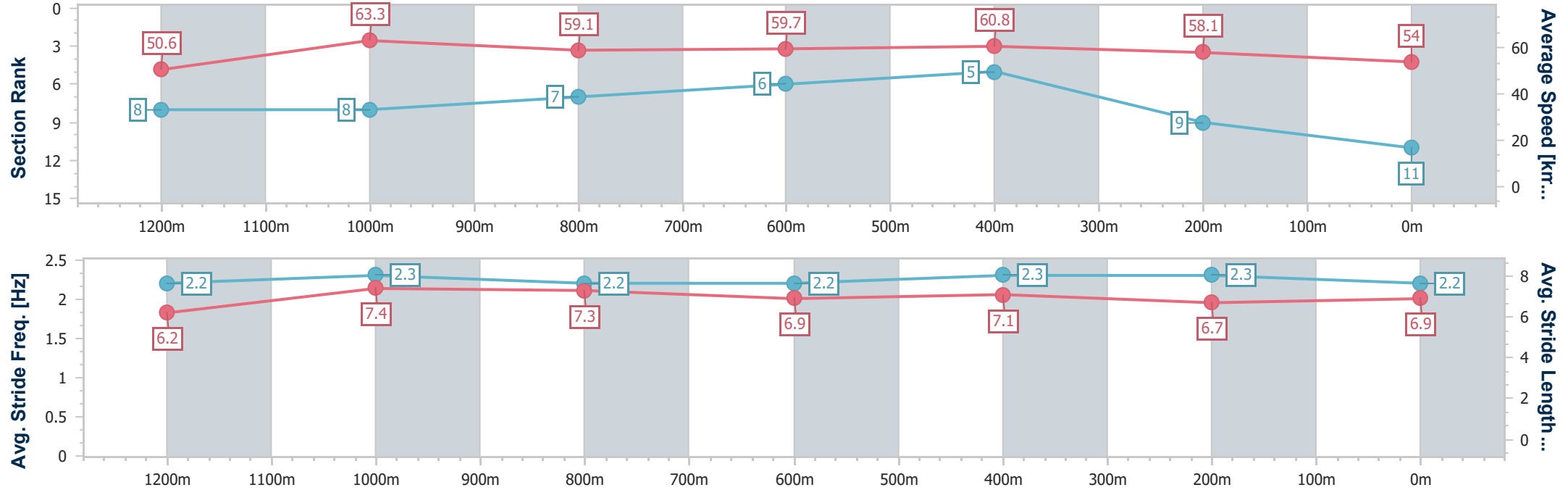
Sunshine Coast QLD Professional
Race 4: SUNSHINE SHEDS & GARAGES Maiden Handicap - 1400m



23 March 2025 - 13:59

Track Rating: Soft 5, Weather: Overcast, Rail Position: +3m Entire

Section	Overall	1200m	1000m	800m	600m	400m	200m						
Section Times	1:27.86 [11] (0:14.25)	1:13.61 [8] (0:11.37)	1:02.24 [8] (0:12.24)	0:50.00 [7] (0:12.26)	0:37.74 [6] (0:12.00)	0:25.74 [5] (0:12.44)	0:13.30 [9] (0:13.30)						
Average Speed [km/h]	50.6	63.3	59.1	59.7	60.8	58.1	54.0						
Top Speed [km/h]	62.8	63.9	62.0	60.5	61.4	64.8	59.8						
Avg. Dist. to Rail [m]	7.7	3.0	2.2	2.1	2.3	4.3	1.5						
Avg. Stride Freq. [Hz]	2.2	2.3	2.2	2.2	2.3	2.3	2.2						
Avg. Stride Length [m]	6.2	7.4	7.3	6.9	7.1	6.7	6.9						



- [] Ranking at each section and finish
- .-.- No data available at this section
- NA No data available



Horse/Jockey Name	Twopointfour
Final Rank	12
Fastest Section Time (Section)	0:11.43 (1200m)
Top Speed [km/h] (Section)	65.8 (1200m)
Race State	Finished



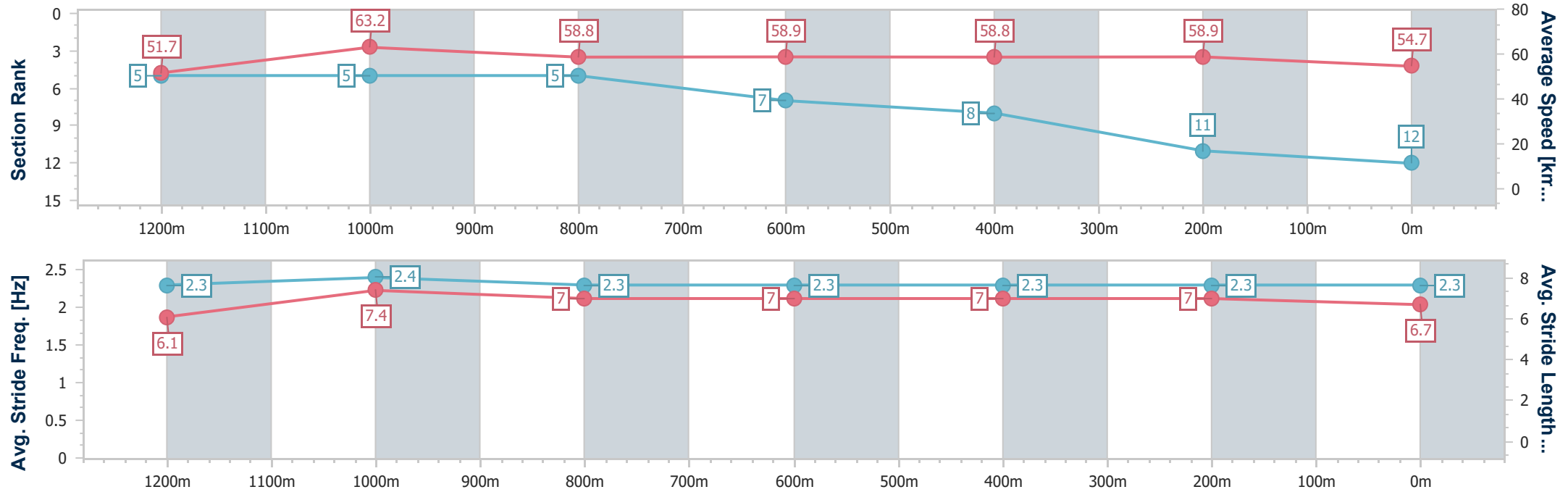
Sunshine Coast QLD Professional
Race 4: SUNSHINE SHEDS & GARAGES Maiden Handicap - 1400m



23 March 2025 - 13:59

Track Rating: Soft 5, Weather: Overcast, Rail Position: +3m Entire

Section	Overall	1200m	1000m	800m	600m	400m	200m						
Section Times	1:27.90 [12] (0:13.91)	1:13.99 [5] (0:11.43)	1:02.56 [5] (0:12.35)	0:50.21 [5] (0:12.45)	0:37.76 [7] (0:12.38)	0:25.38 [8] (0:12.24)	0:13.14 [11] (0:13.14)						
Average Speed [km/h]	51.7	63.2	58.8	58.9	58.8	58.9	54.7						
Top Speed [km/h]	65.4	65.8	62.0	59.7	60.3	60.5	56.7						
Avg. Dist. to Rail [m]	10.0	4.3	3.5	2.9	2.0	5.3	7.6						
Avg. Stride Freq. [Hz]	2.3	2.4	2.3	2.3	2.3	2.3	2.3						
Avg. Stride Length [m]	6.1	7.4	7.0	7.0	7.0	7.0	6.7						



- [] Ranking at each section and finish
- .-.- No data available at this section
- NA No data available



Sunshine Coast QLD Professional
Race 5: PELICAN MOTORS SERVICE CENTRE BENCHMARK 65
Handicap - 2200m
23 March 2025 - 14:35



Track Rating: Soft 5, Weather: Overcast, Rail Position: +3m Entire

Section						Overall	2000m	1800m	1600m	1400m	1200m	1000m	Last 600m		
Field Times						2:20.26 (0:14.88)	2:05.38 (0:12.10)	1:53.28 (0:13.00)	1:40.28 (0:13.19)	1:27.09 (0:12.94)	1:14.15 (0:12.75)	1:01.40 (0:12.91)	0:36.12		
Rank	TAB	Horse/Jockey	Barrier	Top Speed [km/h]	Fastest Section									Distance Travelled [m]	
1	7	MISS DYNAMO	5	62.6	0:11.61	2:20.26 [1]	2:04.92 [4]	1:52.49 [4]	1:39.63 [4]	1:26.58 [4]	1:13.60 [4]	1:00.56 [4]	0:35.23		
		Andrew Mallyon		400m	400m	(0:15.34)	(0:12.43)	(0:12.86)	(0:13.05)	(0:12.98)	(0:13.04)	(0:13.03)			
2	6	AUTUNNO	3	64.6	0:11.33	2:20.27 [2]	2:04.48 [9]	1:51.95 [8]	1:39.16 [8]	1:26.11 [7]	1:13.08 [7]	1:00.02 [7]	0:34.69		
		Jackson Murphy		400m	400m	(0:15.79)	(0:12.53)	(0:12.79)	(0:13.05)	(0:13.03)	(0:13.06)	(0:12.92)			
3	10	FORUM ONE	1	63.4	0:11.46	2:20.29 [3]	2:04.78 [6]	1:52.30 [6]	1:39.39 [6]	1:26.35 [6]	1:13.38 [5]	1:00.31 [6]	0:35.01		
		Mark Du Plessis		400m	400m	(0:15.51)	(0:12.48)	(0:12.91)	(0:13.04)	(0:12.97)	(0:13.07)	(0:12.97)			
4	3	SACRED BULL	6	63.6	0:11.44	2:20.30 [4]	2:04.84 [5]	1:52.37 [5]	1:39.50 [5]	1:26.41 [5]	1:13.38 [6]	1:00.35 [5]	0:35.07		
		Jace McMurray		400m	400m	(0:15.46)	(0:12.47)	(0:12.87)	(0:13.09)	(0:13.03)	(0:13.03)	(0:13.00)			
5	5	UP AND COMER	10	61.9	0:11.94	2:20.41 [5]	2:05.32 [2]	1:53.21 [2]	1:40.27 [2]	1:27.09 [2]	1:14.16 [2]	1:01.55 [1]	0:36.27		
		Jag Guthmann-Chester		Overall	400m	(0:15.09)	(0:12.11)	(0:12.94)	(0:13.18)	(0:12.93)	(0:12.61)	(0:12.91)			
6	1	GRIPPING	9	61.8	0:11.81	2:20.53 [6]	2:05.65 [1]	1:53.55 [1]	1:40.55 [1]	1:27.36 [1]	1:14.42 [1]	1:01.44 [2]	0:36.20		
		Boris Thornton		400m	400m	(0:14.88)	(0:12.10)	(0:13.00)	(0:13.19)	(0:12.94)	(0:12.98)	(0:13.01)			
7	9	MAGADAN	8	63.3	0:11.61	2:20.64 [7]	2:05.39 [3]	1:53.12 [3]	1:40.20 [3]	1:27.08 [3]	1:14.18 [3]	1:01.28 [3]	0:35.91		
		Elione Chaves		600m	400m	(0:15.25)	(0:12.27)	(0:12.92)	(0:13.12)	(0:12.90)	(0:12.90)	(0:12.89)			
8	2	LIKEABEEL	2	64.5	0:11.54	2:20.94 [8]	2:05.34 [7]	1:52.75 [7]	1:39.84 [7]	1:26.77 [8]	1:13.69 [8]	1:00.66 [8]	0:35.39		
		Robbie Dolan		600m	400m	(0:15.60)	(0:12.59)	(0:12.91)	(0:13.07)	(0:13.08)	(0:13.03)	(0:12.98)			
9	4	PLEADEEL	7	65.0	0:11.51	2:20.99 [9]	2:05.15 [10]	1:52.55 [10]	1:39.67 [10]	1:26.57 [10]	1:13.51 [10]	1:00.46 [10]	0:35.18		
		Tahlia Fenlon		600m	400m	(0:15.84)	(0:12.60)	(0:12.88)	(0:13.10)	(0:13.06)	(0:13.05)	(0:12.96)			
10	11	PAPAL MISS	11	64.5	0:11.51	2:21.06 [10]	2:04.99 [11]	1:52.39 [11]	1:39.64 [11]	1:26.60 [11]	1:13.57 [11]	1:00.50 [11]	0:35.23		
		Girish Goomany		400m	400m	(0:16.07)	(0:12.60)	(0:12.75)	(0:13.04)	(0:13.03)	(0:13.07)	(0:12.96)			



Sunshine Coast QLD Professional
Race 5: PELICAN MOTORS SERVICE CENTRE BENCHMARK 65
Handicap - 2200m
23 March 2025 - 14:35



Track Rating: Soft 5, Weather: Overcast, Rail Position: +3m Entire

Section		Overall		2000m	1800m	1600m	1400m	1200m	1000m	Last 600m			
Field Times		2:20.26		2:05.38	1:53.28	1:40.28	1:27.09	1:14.15	1:01.40	0:36.12			
		(0:14.88)		(0:12.10)	(0:13.00)	(0:13.19)	(0:12.94)	(0:12.75)	(0:12.91)				
Rank	TAB Horse/Jockey	Barrier	Top Speed [km/h]	Fastest Section									Distance Travelled [m]
11	8 FLASH PRINCE	4	63.6	0:11.55	2:21.55 [11]	2:05.84 [8]	1:53.20 [9]	1:40.43 [9]	1:27.35 [9]	1:14.14 [9]	1:01.09 [9]	0:35.67	+9
	Cejay Graham		600m	400m	(0:15.71)	(0:12.64)	(0:12.77)	(0:13.08)	(0:13.21)	(0:13.05)	(0:12.92)		



Sunshine Coast QLD Professional
Race 5: PELICAN MOTORS SERVICE CENTRE BENCHMARK 65
Handicap - 2200m
23 March 2025 - 14:35



Track Rating: Soft 5, Weather: Overcast, Rail Position: +3m Entire

Section		Field Times				800m	600m	400m	200m	Last 600m	
						0:48.49 (0:12.37)	0:36.12 (0:11.99)	0:24.13 (0:11.94)	0:12.19 (0:12.19)	0:36.12	
Rank	TAB	Horse/Jockey	Barrier	Top Speed [km/h]	Fastest Section					Margin	Distance Travelled [m]
1	7	MISS DYNAMO	5	62.6	0:11.61	0:47.53 [4]	0:35.23 [4]	0:23.57 [4]	0:11.96 [4]	2:20.26	0:35.23
		Andrew Mallyon		400m	400m	(0:12.30)	(0:11.66)	(0:11.61)	(0:11.96)		
2	6	AUTUNNO	3	64.6	0:11.33	0:47.10 [7]	0:34.69 [8]	0:23.20 [7]	0:11.87 [7]	0.1L	0:34.69 +0
		Jackson Murphy		400m	400m	(0:12.41)	(0:11.49)	(0:11.33)	(0:11.87)		
3	10	FORUM ONE	1	63.4	0:11.46	0:47.34 [5]	0:35.01 [6]	0:23.36 [5]	0:11.90 [5]	0.2L	0:35.01 -1
		Mark Du Plessis		400m	400m	(0:12.33)	(0:11.65)	(0:11.46)	(0:11.90)		
4	3	SACRED BULL	6	63.6	0:11.44	0:47.35 [6]	0:35.07 [5]	0:23.34 [6]	0:11.90 [6]	0.3L	0:35.07 +5
		Jace McMurray		400m	400m	(0:12.28)	(0:11.73)	(0:11.44)	(0:11.90)		
5	5	UP AND COMER	10	61.9	0:11.94	0:48.64 [1]	0:36.27 [1]	0:24.28 [1]	0:12.34 [1]	0.8L	0:36.27 +3
		Jag Guthmann-Chester		Overall	400m	(0:12.37)	(0:11.99)	(0:11.94)	(0:12.34)		
6	1	GRIPPING	9	61.8	0:11.81	0:48.43 [2]	0:36.20 [2]	0:24.15 [2]	0:12.34 [2]	1.3L	0:36.20 +4
		Boris Thornton		400m	400m	(0:12.23)	(0:12.05)	(0:11.81)	(0:12.34)		
7	9	MAGADAN	8	63.3	0:11.61	0:48.39 [3]	0:35.91 [3]	0:23.98 [3]	0:12.37 [3]	1.8L	0:35.91 +9
		Elione Chaves		600m	400m	(0:12.48)	(0:11.93)	(0:11.61)	(0:12.37)		
8	2	LIKEABEEL	2	64.5	0:11.54	0:47.68 [8]	0:35.39 [7]	0:23.77 [8]	0:12.23 [8]	3.6L	0:35.39 +7
		Robbie Dolan		600m	400m	(0:12.29)	(0:11.62)	(0:11.54)	(0:12.23)		
9	4	PLEADEEL	7	65.0	0:11.51	0:47.50 [10]	0:35.18 [9]	0:23.59 [9]	0:12.08 [10]	3.8L	0:35.18 +7
		Tahlia Fenlon		600m	400m	(0:12.32)	(0:11.59)	(0:11.51)	(0:12.08)		
10	11	PAPAL MISS	11	64.5	0:11.51	0:47.54 [11]	0:35.23 [10]	0:23.66 [10]	0:12.15 [9]	4.1L	0:35.23 -4
		Girish Goomany		400m	400m	(0:12.31)	(0:11.57)	(0:11.51)	(0:12.15)		



Sunshine Coast QLD Professional
Race 5: PELICAN MOTORS SERVICE CENTRE BENCHMARK 65
Handicap - 2200m
23 March 2025 - 14:35



Track Rating: Soft 5, Weather: Overcast, Rail Position: +3m Entire

Section					800m	600m	400m	200m	Last 600m			
Field Times					0:48.49 (0:12.37)	0:36.12 (0:11.99)	0:24.13 (0:11.94)	0:12.19 (0:12.19)	0:36.12			
Rank	TAB	Horse/Jockey	Barrier	Top Speed [km/h]	Fastest Section					Margin	Distance Travelled [m]	
11	8	FLASH PRINCE	4	63.6	0:11.55	0:48.17 [9]	0:35.67 [11]	0:24.01 [11]	0:12.46 [11]	6.9L	0:35.67	+9
		Cejay Graham		600m	400m	(0:12.50)	(0:11.66)	(0:11.55)	(0:12.46)			



Horse/Jockey Name	Miss Dynamo
Final Rank	1
Fastest Section Time (Section)	0:11.61 (400m)
Top Speed [km/h] (Section)	62.6 (400m)
Race State	Finished

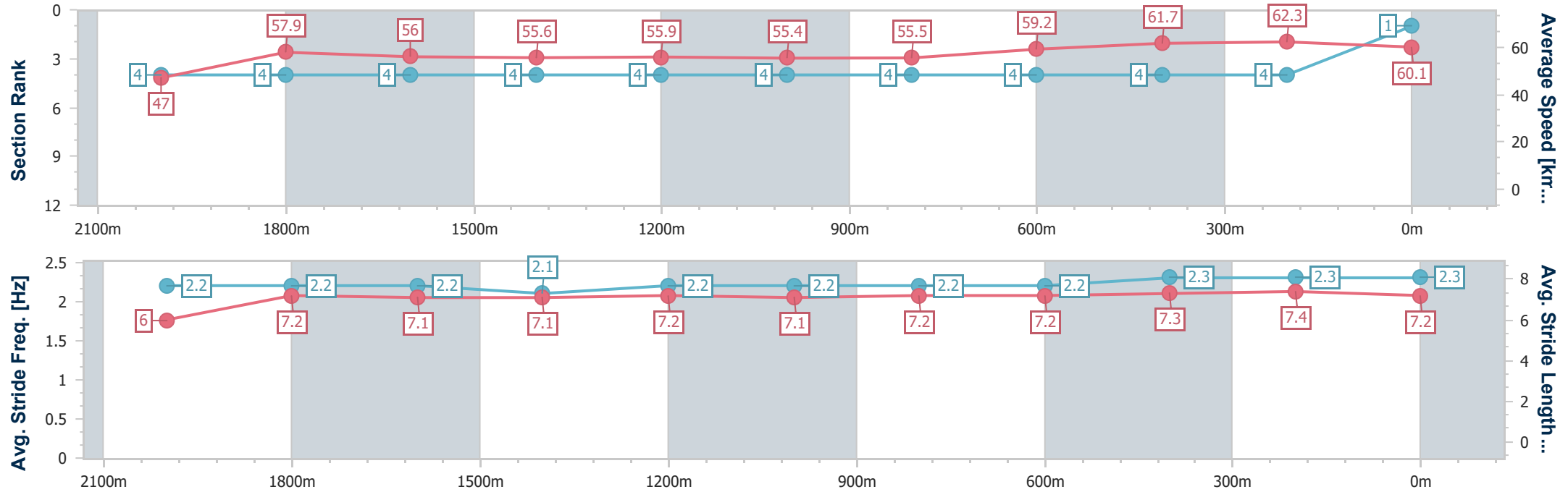


Sunshine Coast QLD Professional
Race 5: PELICAN MOTORS SERVICE CENTRE BENCHMARK
65 Handicap - 2200m
23 March 2025 - 14:35



Track Rating: Soft 5, Weather: Overcast, Rail Position: +3m Entire

Section	Overall	2000m	1800m	1600m	1400m	1200m	1000m	800m	600m	400m	200m		
Section Times	2:20.26 [1] (0:15.34)	2:04.92 [4] (0:12.43)	1:52.49 [4] (0:12.86)	1:39.63 [4] (0:13.05)	1:26.58 [4] (0:12.98)	1:13.60 [4] (0:13.04)	1:00.56 [4] (0:13.03)	0:47.53 [4] (0:12.30)	0:35.23 [4] (0:11.66)	0:23.57 [4] (0:11.61)	0:11.96 [4] (0:11.96)		
Average Speed [km/h]	47.0	57.9	56.0	55.6	55.9	55.4	55.5	59.2	61.7	62.3	60.1		
Top Speed [km/h]	58.1	58.4	57.1	56.0	56.4	55.8	56.6	62.2	62.5	62.6	61.7		
Avg. Dist. to Rail [m]	2.4	0.6	0.7	2.1	2.7	3.0	2.6	1.7	0.4	4.3	6.0		
Avg. Stride Freq. [Hz]	2.2	2.2	2.2	2.1	2.2	2.2	2.2	2.2	2.3	2.3	2.3		
Avg. Stride Length [m]	6.0	7.2	7.1	7.1	7.2	7.1	7.2	7.2	7.3	7.4	7.2		



[] Ranking at each section and finish
-.-.- No data available at this section
NA No data available



Horse/Jockey Name	Autunno
Final Rank	2
Fastest Section Time (Section)	0:11.33 (400m)
Top Speed [km/h] (Section)	64.6 (400m)
Race State	Finished

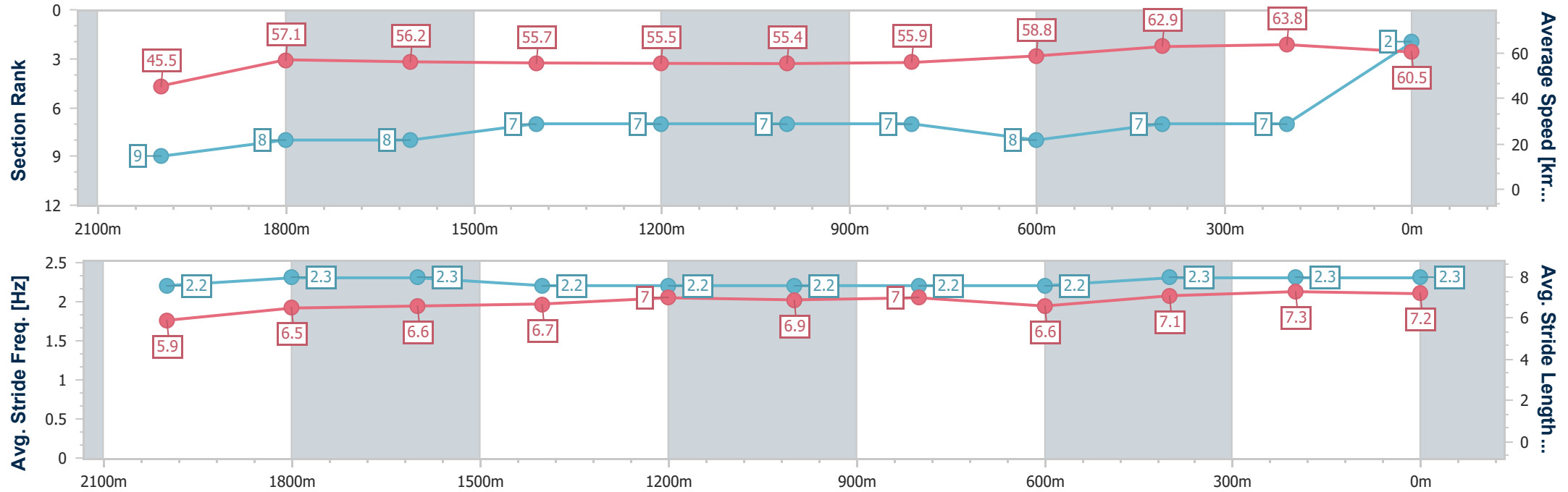


Sunshine Coast QLD Professional
Race 5: PELICAN MOTORS SERVICE CENTRE BENCHMARK
65 Handicap - 2200m
23 March 2025 - 14:35



Track Rating: Soft 5, Weather: Overcast, Rail Position: +3m Entire

Section	Overall	2000m	1800m	1600m	1400m	1200m	1000m	800m	600m	400m	200m		
Section Times	2:20.27 [2] (0:15.79)	2:04.48 [9] (0:12.53)	1:51.95 [8] (0:12.79)	1:39.16 [8] (0:13.05)	1:26.11 [7] (0:13.03)	1:13.08 [7] (0:13.06)	1:00.02 [7] (0:12.92)	0:47.10 [7] (0:12.41)	0:34.69 [8] (0:11.49)	0:23.20 [7] (0:11.33)	0:11.87 [7] (0:11.87)		
Average Speed [km/h]	45.5	57.1	56.2	55.7	55.5	55.4	55.9	58.8	62.9	63.8	60.5		
Top Speed [km/h]	58.1	57.9	57.0	56.1	56.6	56.6	57.9	61.5	64.0	64.6	63.2		
Avg. Dist. to Rail [m]	1.7	1.0	0.6	2.3	2.7	3.0	2.6	1.9	1.1	7.4	8.5		
Avg. Stride Freq. [Hz]	2.2	2.3	2.3	2.2	2.2	2.2	2.2	2.2	2.3	2.3	2.3		
Avg. Stride Length [m]	5.9	6.5	6.6	6.7	7.0	6.9	7.0	6.6	7.1	7.3	7.2		



- [] Ranking at each section and finish
- .-.- No data available at this section
- NA No data available



Horse/Jockey Name	Forum One
Final Rank	3
Fastest Section Time (Section)	0:11.46 (400m)
Top Speed [km/h] (Section)	63.4 (400m)
Race State	Finished

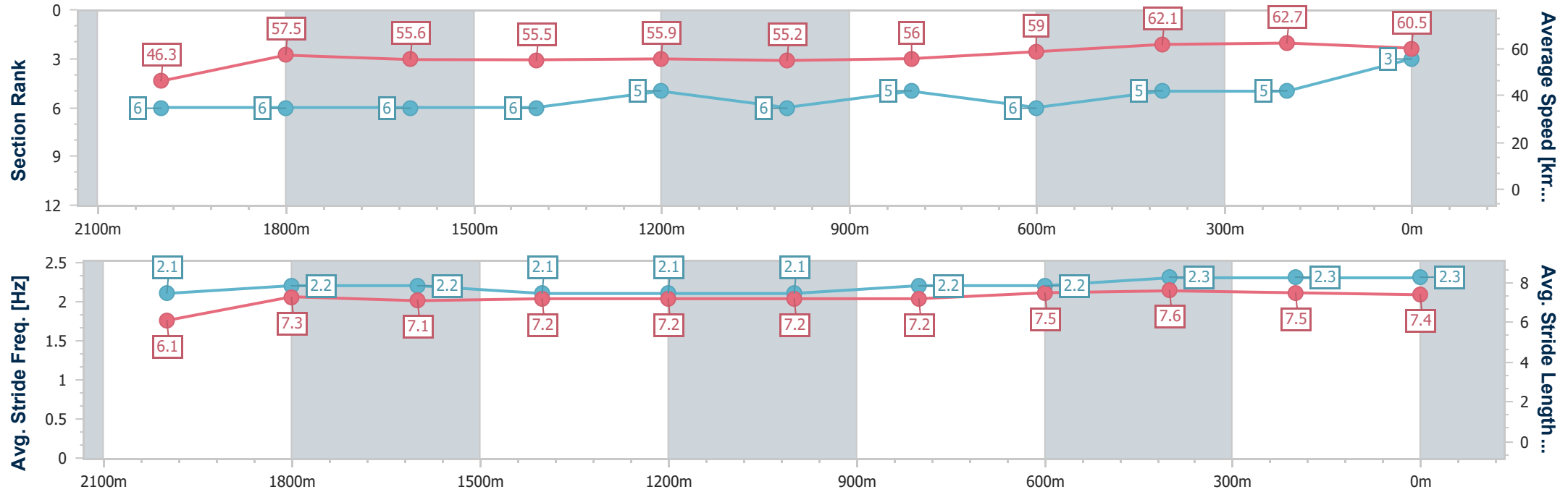


Sunshine Coast QLD Professional
Race 5: PELICAN MOTORS SERVICE CENTRE BENCHMARK
65 Handicap - 2200m
23 March 2025 - 14:35



Track Rating: Soft 5, Weather: Overcast, Rail Position: +3m Entire

Section	Overall	2000m	1800m	1600m	1400m	1200m	1000m	800m	600m	400m	200m		
Section Times	2:20.29 [3] (0:15.51)	2:04.78 [6] (0:12.48)	1:52.30 [6] (0:12.91)	1:39.39 [6] (0:13.04)	1:26.35 [6] (0:12.97)	1:13.38 [5] (0:13.07)	1:00.31 [6] (0:12.97)	0:47.34 [5] (0:12.33)	0:35.01 [6] (0:11.65)	0:23.36 [5] (0:11.46)	0:11.90 [5] (0:11.90)		
Average Speed [km/h]	46.3	57.5	55.6	55.5	55.9	55.2	56.0	59.0	62.1	62.7	60.5		
Top Speed [km/h]	58.0	58.3	56.8	56.0	56.6	56.1	56.9	62.1	63.0	63.4	62.3		
Avg. Dist. to Rail [m]	1.4	1.6	0.7	2.0	2.5	2.8	2.6	1.9	0.9	2.1	1.0		
Avg. Stride Freq. [Hz]	2.1	2.2	2.2	2.1	2.1	2.1	2.2	2.2	2.3	2.3	2.3		
Avg. Stride Length [m]	6.1	7.3	7.1	7.2	7.2	7.2	7.2	7.5	7.6	7.5	7.4		



[] Ranking at each section and finish
- - - - No data available at this section
NA No data available



Horse/Jockey Name	Sacred Bull
Final Rank	4
Fastest Section Time (Section)	0:11.44 (400m)
Top Speed [km/h] (Section)	63.6 (400m)
Race State	Finished

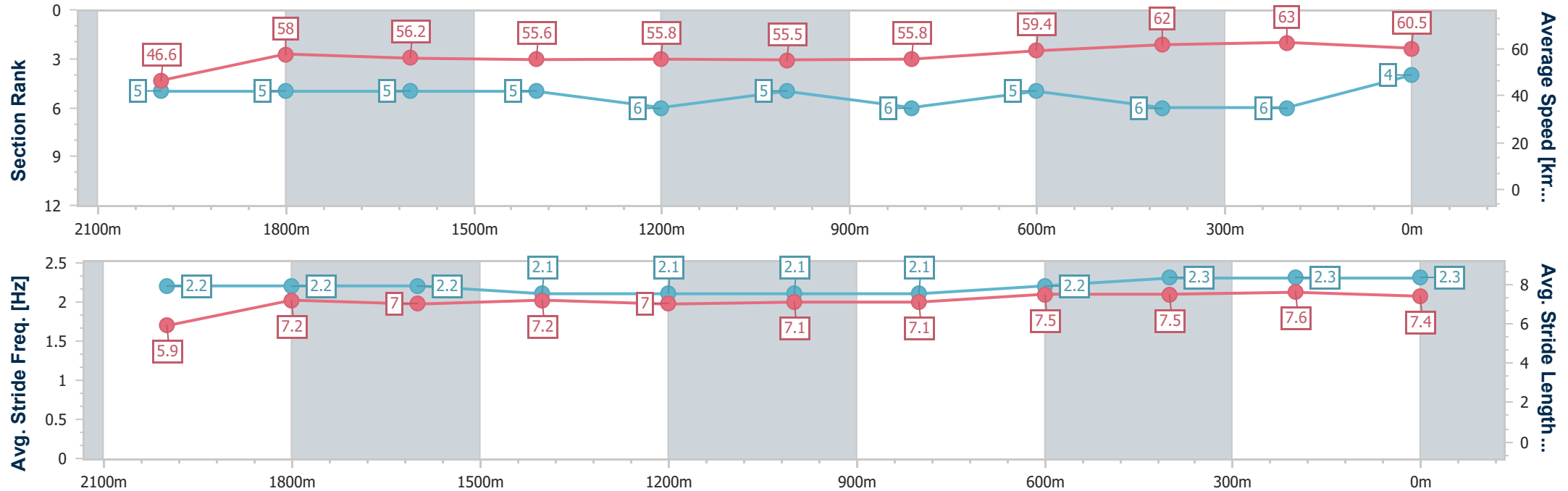


Sunshine Coast QLD Professional
Race 5: PELICAN MOTORS SERVICE CENTRE BENCHMARK
65 Handicap - 2200m
23 March 2025 - 14:35



Track Rating: Soft 5, Weather: Overcast, Rail Position: +3m Entire

Section	Overall	2000m	1800m	1600m	1400m	1200m	1000m	800m	600m	400m	200m		
Section Times	2:20.30 [4] (0:15.46)	2:04.84 [5] (0:12.47)	1:52.37 [5] (0:12.87)	1:39.50 [5] (0:13.09)	1:26.41 [5] (0:13.03)	1:13.38 [6] (0:13.03)	1:00.35 [5] (0:13.00)	0:47.35 [6] (0:12.28)	0:35.07 [5] (0:11.73)	0:23.34 [6] (0:11.44)	0:11.90 [6] (0:11.90)		
Average Speed [km/h]	46.6	58.0	56.2	55.6	55.8	55.5	55.8	59.4	62.0	63.0	60.5		
Top Speed [km/h]	58.8	59.0	57.4	55.9	56.5	55.9	57.2	62.4	62.6	63.6	62.6		
Avg. Dist. to Rail [m]	4.2	1.0	1.2	3.2	3.7	4.0	3.7	2.2	1.4	3.4	2.0		
Avg. Stride Freq. [Hz]	2.2	2.2	2.2	2.1	2.1	2.1	2.1	2.2	2.3	2.3	2.3		
Avg. Stride Length [m]	5.9	7.2	7.0	7.2	7.0	7.1	7.1	7.5	7.5	7.6	7.4		





Horse/Jockey Name	Up And Comer
Final Rank	5
Fastest Section Time (Section)	0:11.94 (400m)
Top Speed [km/h] (Section)	61.9 (Overall)
Race State	Finished

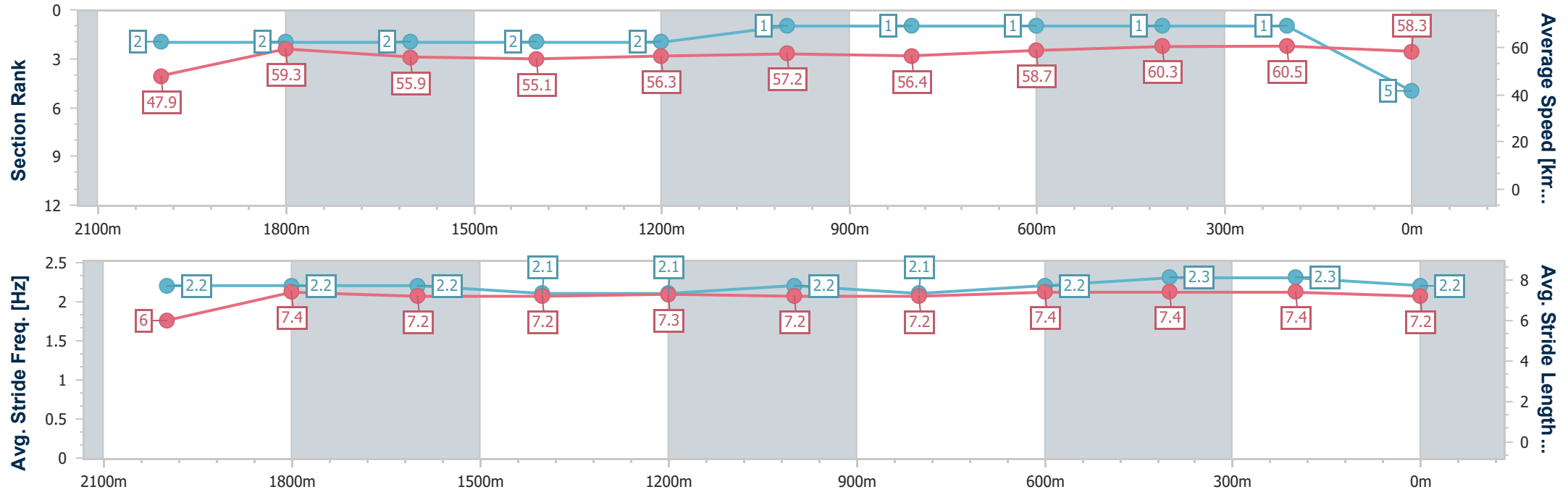


Sunshine Coast QLD Professional
Race 5: PELICAN MOTORS SERVICE CENTRE BENCHMARK
65 Handicap - 2200m
23 March 2025 - 14:35



Track Rating: Soft 5, Weather: Overcast, Rail Position: +3m Entire

Section	Overall	2000m	1800m	1600m	1400m	1200m	1000m	800m	600m	400m	200m		
Section Times	2:20.41 [5] (0:15.09)	2:05.32 [2] (0:12.11)	1:53.21 [2] (0:12.94)	1:40.27 [2] (0:13.18)	1:27.09 [2] (0:12.93)	1:14.16 [2] (0:12.61)	1:01.55 [1] (0:12.91)	0:48.64 [1] (0:12.37)	0:36.27 [1] (0:11.99)	0:24.28 [1] (0:11.94)	0:12.34 [1] (0:12.34)		
Average Speed [km/h]	47.9	59.3	55.9	55.1	56.3	57.2	56.4	58.7	60.3	60.5	58.3		
Top Speed [km/h]	61.9	61.6	57.3	56.0	57.1	58.8	57.5	59.8	61.2	61.6	59.7		
Avg. Dist. to Rail [m]	5.9	0.8	1.1	3.2	3.8	4.0	3.1	2.0	0.8	3.0	3.2		
Avg. Stride Freq. [Hz]	2.2	2.2	2.2	2.1	2.1	2.2	2.1	2.2	2.3	2.3	2.2		
Avg. Stride Length [m]	6.0	7.4	7.2	7.2	7.3	7.2	7.2	7.4	7.4	7.4	7.2		



[] Ranking at each section and finish
- - - - No data available at this section
NA No data available



Horse/Jockey Name	Gripping
Final Rank	6
Fastest Section Time (Section)	0:11.81 (400m)
Top Speed [km/h] (Section)	61.8 (400m)
Race State	Finished

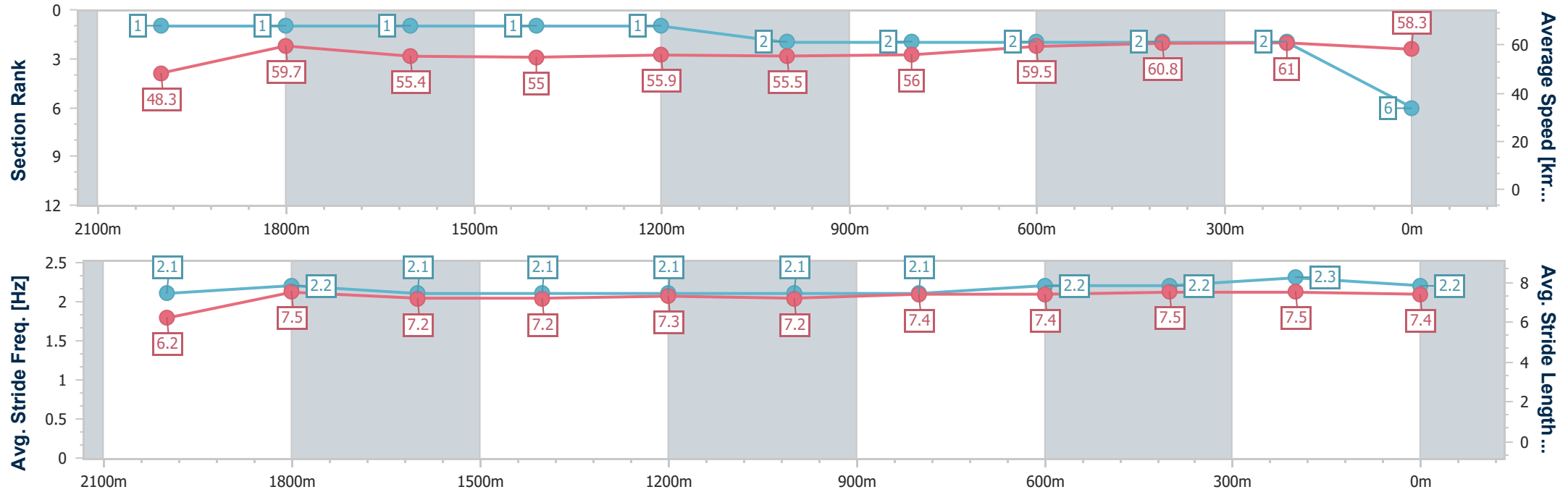


Sunshine Coast QLD Professional
Race 5: PELICAN MOTORS SERVICE CENTRE BENCHMARK
65 Handicap - 2200m
23 March 2025 - 14:35



Track Rating: Soft 5, Weather: Overcast, Rail Position: +3m Entire

Section	Overall	2000m	1800m	1600m	1400m	1200m	1000m	800m	600m	400m	200m		
Section Times	2:20.53 [6] (0:14.88)	2:05.65 [1] (0:12.10)	1:53.55 [1] (0:13.00)	1:40.55 [1] (0:13.19)	1:27.36 [1] (0:12.94)	1:14.42 [1] (0:12.98)	1:01.44 [2] (0:13.01)	0:48.43 [2] (0:12.23)	0:36.20 [2] (0:12.05)	0:24.15 [2] (0:11.81)	0:12.34 [2] (0:12.34)		
Average Speed [km/h]	48.3	59.7	55.4	55.0	55.9	55.5	56.0	59.5	60.8	61.0	58.3		
Top Speed [km/h]	61.4	61.3	57.1	56.0	56.6	56.7	57.2	60.8	61.6	61.8	60.2		
Avg. Dist. to Rail [m]	6.4	0.4	0.6	2.1	2.4	2.4	3.0	2.6	2.8	4.8	3.9		
Avg. Stride Freq. [Hz]	2.1	2.2	2.1	2.1	2.1	2.1	2.1	2.2	2.2	2.3	2.2		
Avg. Stride Length [m]	6.2	7.5	7.2	7.2	7.3	7.2	7.4	7.4	7.5	7.5	7.4		





Horse/Jockey Name	Magadan
Final Rank	7
Fastest Section Time (Section)	0:11.61 (400m)
Top Speed [km/h] (Section)	63.3 (600m)
Race State	Finished

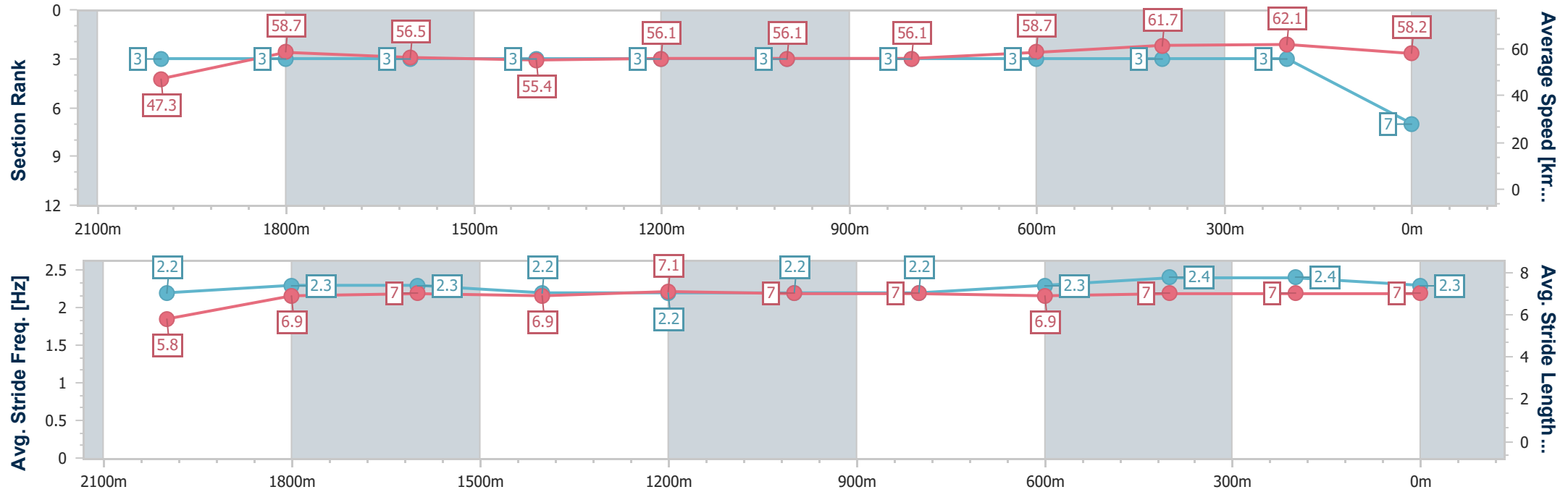


Sunshine Coast QLD Professional
Race 5: PELICAN MOTORS SERVICE CENTRE BENCHMARK
65 Handicap - 2200m
23 March 2025 - 14:35



Track Rating: Soft 5, Weather: Overcast, Rail Position: +3m Entire

Section	Overall	2000m	1800m	1600m	1400m	1200m	1000m	800m	600m	400m	200m		
Section Times	2:20.64 [7] (0:15.25)	2:05.39 [3] (0:12.27)	1:53.12 [3] (0:12.92)	1:40.20 [3] (0:13.12)	1:27.08 [3] (0:12.90)	1:14.18 [3] (0:12.90)	1:01.28 [3] (0:12.89)	0:48.39 [3] (0:12.48)	0:35.91 [3] (0:11.93)	0:23.98 [3] (0:11.61)	0:12.37 [3] (0:12.37)		
Average Speed [km/h]	47.3	58.7	56.5	55.4	56.1	56.1	56.1	58.7	61.7	62.1	58.2		
Top Speed [km/h]	59.5	59.3	57.9	56.1	56.7	56.4	56.5	61.6	63.3	62.8	61.5		
Avg. Dist. to Rail [m]	5.1	0.6	1.7	2.7	3.1	3.4	2.0	2.9	4.3	9.3	13.5		
Avg. Stride Freq. [Hz]	2.2	2.3	2.3	2.2	2.2	2.2	2.2	2.3	2.4	2.4	2.3		
Avg. Stride Length [m]	5.8	6.9	7.0	6.9	7.1	7.0	7.0	6.9	7.0	7.0	7.0		





Horse/Jockey Name	Likeabeel
Final Rank	8
Fastest Section Time (Section)	0:11.54 (400m)
Top Speed [km/h] (Section)	64.5 (600m)
Race State	Finished

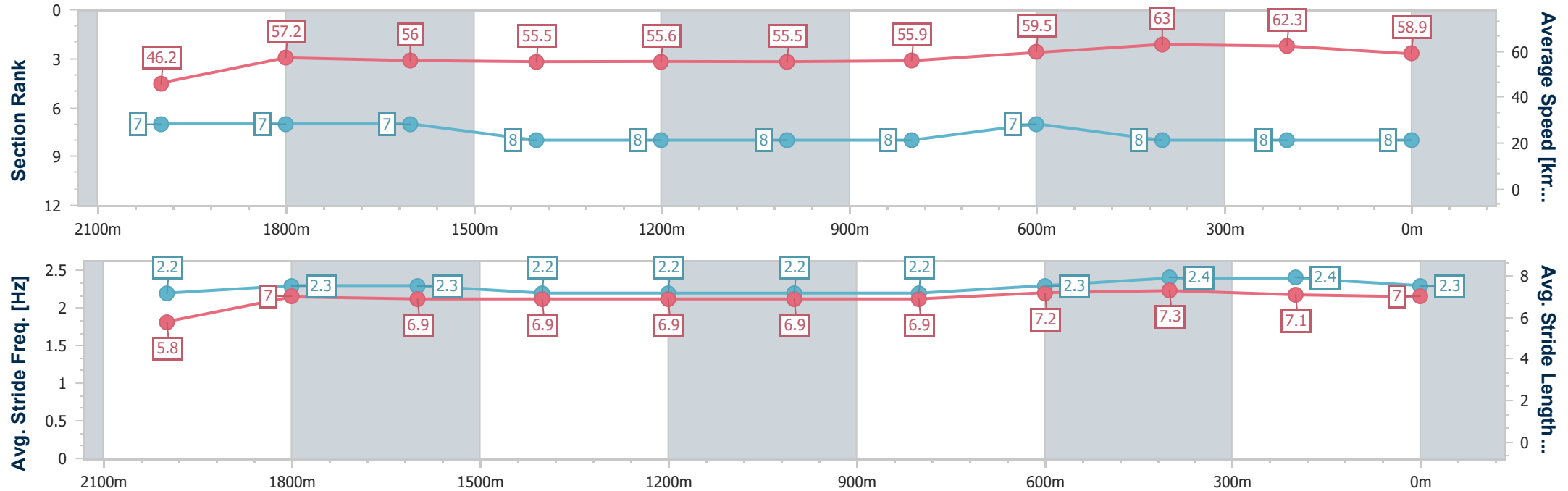


Sunshine Coast QLD Professional
Race 5: PELICAN MOTORS SERVICE CENTRE BENCHMARK
65 Handicap - 2200m
23 March 2025 - 14:35



Track Rating: Soft 5, Weather: Overcast, Rail Position: +3m Entire

Section	Overall	2000m	1800m	1600m	1400m	1200m	1000m	800m	600m	400m	200m		
Section Times	2:20.94 [8] (0:15.60)	2:05.34 [7] (0:12.59)	1:52.75 [7] (0:12.91)	1:39.84 [7] (0:13.07)	1:26.77 [8] (0:13.08)	1:13.69 [8] (0:13.03)	1:00.66 [8] (0:12.98)	0:47.68 [8] (0:12.29)	0:35.39 [7] (0:11.62)	0:23.77 [8] (0:11.54)	0:12.23 [8] (0:12.23)		
Average Speed [km/h]	46.2	57.2	56.0	55.5	55.6	55.5	55.9	59.5	63.0	62.3	58.9		
Top Speed [km/h]	57.9	57.9	57.1	56.0	56.3	56.3	58.5	62.0	64.5	63.2	61.5		
Avg. Dist. to Rail [m]	1.2	0.2	1.0	2.9	3.6	4.0	3.6	2.9	2.6	7.7	6.3		
Avg. Stride Freq. [Hz]	2.2	2.3	2.3	2.2	2.2	2.2	2.2	2.3	2.4	2.4	2.3		
Avg. Stride Length [m]	5.8	7.0	6.9	6.9	6.9	6.9	6.9	7.2	7.3	7.1	7.0		





Horse/Jockey Name	Pleadeel
Final Rank	9
Fastest Section Time (Section)	0:11.51 (400m)
Top Speed [km/h] (Section)	65.0 (600m)
Race State	Finished

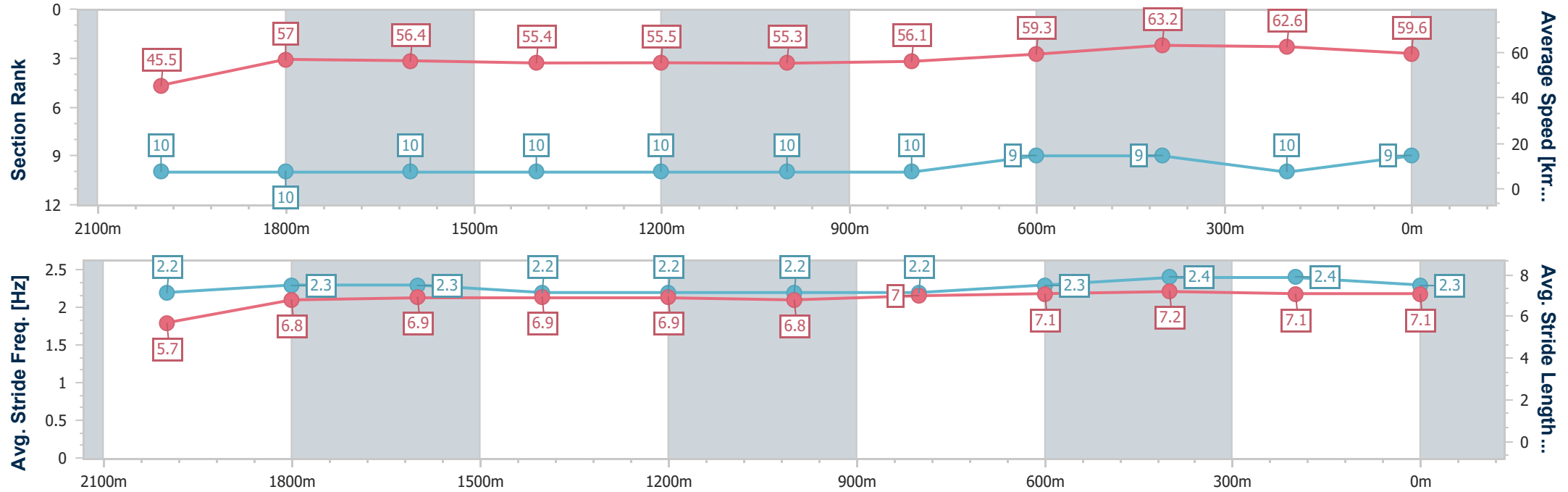


Sunshine Coast QLD Professional
Race 5: PELICAN MOTORS SERVICE CENTRE BENCHMARK
65 Handicap - 2200m
23 March 2025 - 14:35



Track Rating: Soft 5, Weather: Overcast, Rail Position: +3m Entire

Section	Overall	2000m	1800m	1600m	1400m	1200m	1000m	800m	600m	400m	200m		
Section Times	2:20.99 [9] (0:15.84)	2:05.15 [10] (0:12.60)	1:52.55 [10] (0:12.88)	1:39.67 [10] (0:13.10)	1:26.57 [10] (0:13.06)	1:13.51 [10] (0:13.05)	1:00.46 [10] (0:12.96)	0:47.50 [10] (0:12.32)	0:35.18 [9] (0:11.59)	0:23.59 [9] (0:11.51)	0:12.08 [10] (0:12.08)		
Average Speed [km/h]	45.5	57.0	56.4	55.4	55.5	55.3	56.1	59.3	63.2	62.6	59.6		
Top Speed [km/h]	58.8	58.3	57.6	56.0	57.0	56.3	58.8	62.4	65.0	64.2	63.3		
Avg. Dist. to Rail [m]	3.2	0.2	1.3	3.1	3.4	3.9	3.6	2.8	2.6	5.2	4.7		
Avg. Stride Freq. [Hz]	2.2	2.3	2.3	2.2	2.2	2.2	2.2	2.3	2.4	2.4	2.3		
Avg. Stride Length [m]	5.7	6.8	6.9	6.9	6.9	6.8	7.0	7.1	7.2	7.1	7.1		





Horse/Jockey Name	Papal Miss
Final Rank	10
Fastest Section Time (Section)	0:11.51 (400m)
Top Speed [km/h] (Section)	64.5 (400m)
Race State	Finished

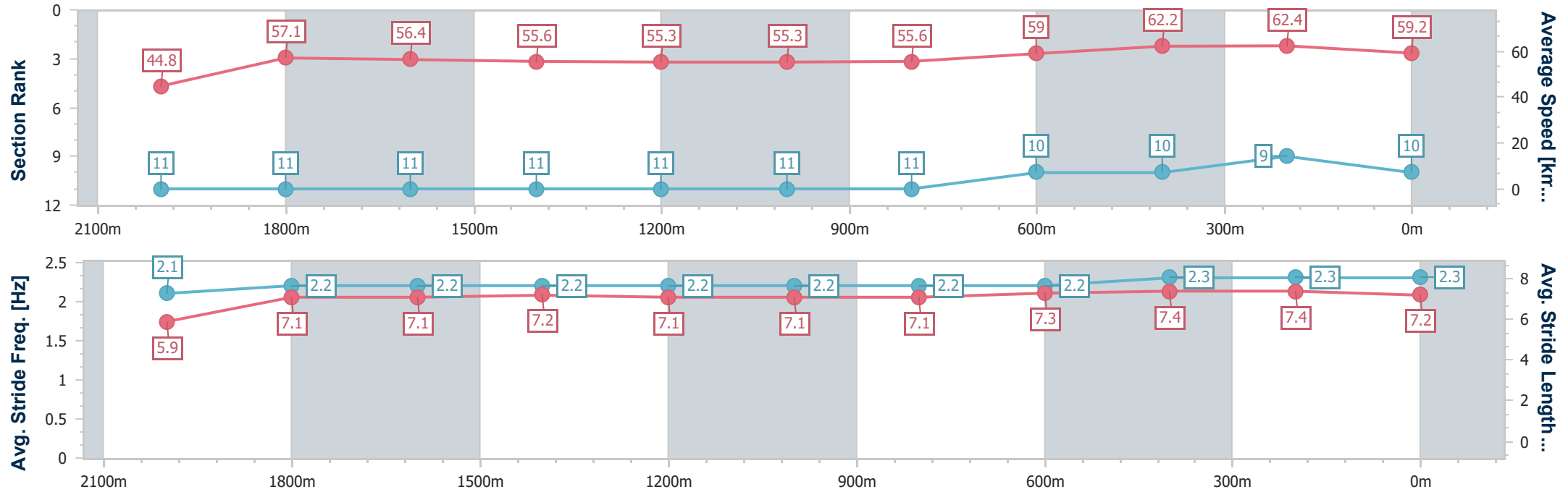


Sunshine Coast QLD Professional
Race 5: PELICAN MOTORS SERVICE CENTRE BENCHMARK
65 Handicap - 2200m
23 March 2025 - 14:35



Track Rating: Soft 5, Weather: Overcast, Rail Position: +3m Entire

Section	Overall	2000m	1800m	1600m	1400m	1200m	1000m	800m	600m	400m	200m		
Section Times	2:21.06 [10] (0:16.07)	2:04.99 [11] (0:12.60)	1:52.39 [11] (0:12.75)	1:39.64 [11] (0:13.04)	1:26.60 [11] (0:13.03)	1:13.57 [11] (0:13.07)	1:00.50 [11] (0:12.96)	0:47.54 [11] (0:12.31)	0:35.23 [10] (0:11.57)	0:23.66 [10] (0:11.51)	0:12.15 [9] (0:12.15)		
Average Speed [km/h]	44.8	57.1	56.4	55.6	55.3	55.3	55.6	59.0	62.2	62.4	59.2		
Top Speed [km/h]	59.1	59.1	57.7	56.0	57.3	56.1	57.9	62.0	63.4	64.5	60.6		
Avg. Dist. to Rail [m]	6.3	0.3	0.4	1.4	1.6	1.8	1.6	0.8	0.2	0.5	1.1		
Avg. Stride Freq. [Hz]	2.1	2.2	2.2	2.2	2.2	2.2	2.2	2.2	2.3	2.3	2.3		
Avg. Stride Length [m]	5.9	7.1	7.1	7.2	7.1	7.1	7.1	7.3	7.4	7.4	7.2		



[] Ranking at each section and finish
-.-.- No data available at this section
NA No data available



Horse/Jockey Name	Flash Prince
Final Rank	11
Fastest Section Time (Section)	0:11.55 (400m)
Top Speed [km/h] (Section)	63.6 (600m)
Race State	Finished

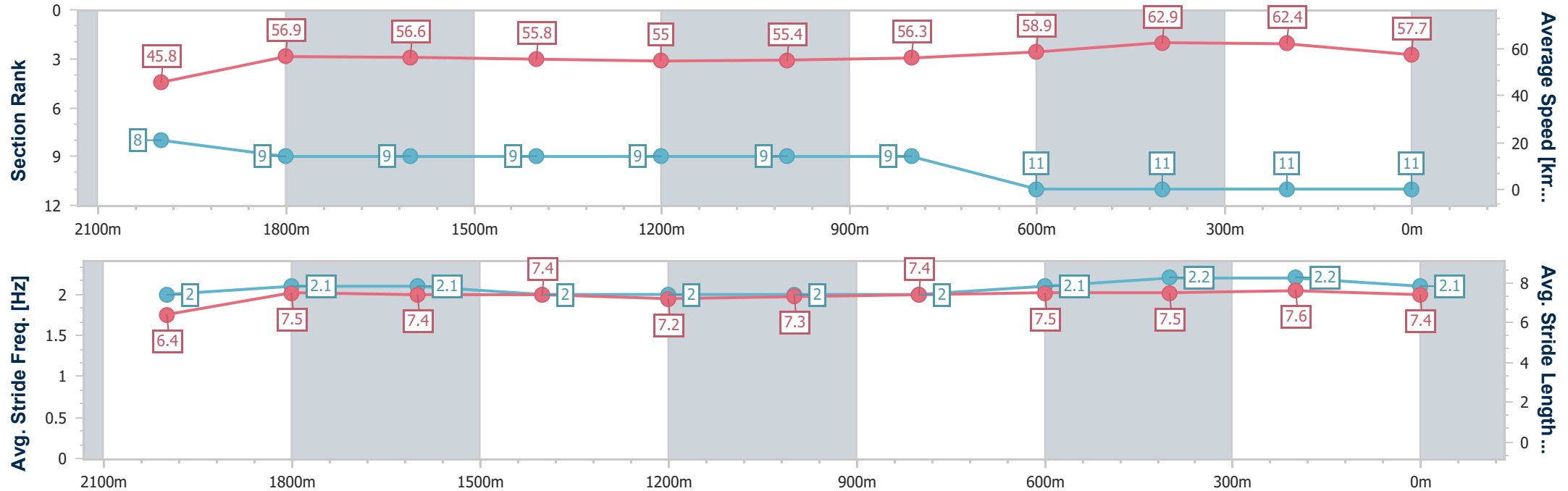


Sunshine Coast QLD Professional
Race 5: PELICAN MOTORS SERVICE CENTRE BENCHMARK
65 Handicap - 2200m
23 March 2025 - 14:35



Track Rating: Soft 5, Weather: Overcast, Rail Position: +3m Entire

Section	Overall	2000m	1800m	1600m	1400m	1200m	1000m	800m	600m	400m	200m		
Section Times	2:21.55 [11] (0:15.71)	2:05.84 [8] (0:12.64)	1:53.20 [9] (0:12.77)	1:40.43 [9] (0:13.08)	1:27.35 [9] (0:13.21)	1:14.14 [9] (0:13.05)	1:01.09 [9] (0:12.92)	0:48.17 [9] (0:12.50)	0:35.67 [11] (0:11.66)	0:24.01 [11] (0:11.55)	0:12.46 [11] (0:12.46)		
Average Speed [km/h]	45.8	56.9	56.6	55.8	55.0	55.4	56.3	58.9	62.9	62.4	57.7		
Top Speed [km/h]	56.9	57.6	57.4	56.5	56.7	56.4	57.2	61.7	63.6	63.2	60.9		
Avg. Dist. to Rail [m]	1.5	0.3	0.9	3.9	4.5	4.8	4.5	3.6	3.1	7.5	7.3		
Avg. Stride Freq. [Hz]	2.0	2.1	2.1	2.0	2.0	2.0	2.0	2.1	2.2	2.2	2.1		
Avg. Stride Length [m]	6.4	7.5	7.4	7.4	7.2	7.3	7.4	7.5	7.5	7.6	7.4		



- [] Ranking at each section and finish
- .-.- No data available at this section
- NA No data available



Sunshine Coast QLD Professional

Race 6: PITCHERS HOSPITALITY SUPPLIES Class 2 Handicap - 1400m

23 March 2025 - 15:20



Track Rating: Soft 5, Weather: Overcast, Rail Position: +3m Entire

Section						Overall	1200m	1000m	800m	600m	400m	Last 600m	
Field Times						1:25.70 (0:13.84)	1:11.86 (0:11.54)	1:00.32 (0:12.58)	0:47.74 (0:12.81)	0:34.93 (0:11.74)	0:23.19 (0:11.27)	0:34.93	
Rank	TAB	Horse/Jockey	Barrier	Top Speed [km/h]	Fastest Section								Distance Travelled [m]
1	7	MOONFLEET	3	65.5	0:11.13	1:25.70 [1]	1:11.76 [4]	1:00.04 [4]	0:47.51 [3]	0:34.65 [4]	0:22.85 [4]	0:34.65	
		Nikita Beriman		400m	400m	(0:13.94)	(0:11.72)	(0:12.53)	(0:12.86)	(0:11.80)	(0:11.13)		
2	13	SPITZBERG	6	65.2	0:11.27	1:25.73 [2]	1:11.89 [1]	1:00.35 [1]	0:47.77 [1]	0:34.96 [1]	0:23.22 [1]	0:34.96	-3
		Luke Tarrant		400m	400m	(0:13.84)	(0:11.54)	(0:12.58)	(0:12.81)	(0:11.74)	(0:11.27)		
3	6	THREE GONGS	4	65.9	0:11.07	1:25.94 [3]	1:11.50 [9]	0:59.88 [8]	0:47.40 [8]	0:34.42 [9]	0:22.73 [9]	0:34.42	-1
		Jace McMurray		400m	400m	(0:14.44)	(0:11.62)	(0:12.48)	(0:12.98)	(0:11.69)	(0:11.07)		
4	3	BIAS	2	65.1	0:11.30	1:26.03 [4]	1:12.12 [3]	1:00.43 [3]	0:47.84 [4]	0:34.98 [3]	0:23.23 [3]	0:34.98	-5
		Brandon Lerena		400m	400m	(0:13.91)	(0:11.69)	(0:12.59)	(0:12.86)	(0:11.75)	(0:11.30)		
5	4	SAVANNAH GANGSTER	7	64.9	0:11.26	1:26.06 [5]	1:11.87 [5]	1:00.14 [6]	0:47.62 [7]	0:34.70 [7]	0:23.06 [5]	0:34.70	+0
		Jake Bayliss		400m	400m	(0:14.19)	(0:11.73)	(0:12.52)	(0:12.92)	(0:11.64)	(0:11.26)		
6	1	ROTHESAY'S LAD	8	64.2	0:11.41	1:26.13 [6]	1:12.25 [2]	1:00.64 [2]	0:48.09 [2]	0:35.28 [2]	0:23.60 [2]	0:35.28	+0
		Jai Williams		Overall	400m	(0:13.88)	(0:11.61)	(0:12.55)	(0:12.81)	(0:11.68)	(0:11.41)		
7	10	TAUPO TIGER	9	66.5	0:10.98	1:26.25 [7]	1:11.52 [11]	0:59.69 [11]	0:47.32 [11]	0:34.56 [10]	0:22.75 [10]	0:34.56	+2
		Robbie Dolan		400m	400m	(0:14.73)	(0:11.83)	(0:12.37)	(0:12.76)	(0:11.81)	(0:10.98)		
8	8	ITZA MOTZA	11	65.8	0:11.03	1:26.26 [8]	1:11.54 [10]	0:59.77 [10]	0:47.34 [10]	0:34.40 [11]	0:22.62 [12]	0:34.40	-1
		Cejay Graham		400m	400m	(0:14.72)	(0:11.77)	(0:12.43)	(0:12.94)	(0:11.78)	(0:11.03)		
9	12	MYGIRLGLADYS	12	66.2	0:11.08	1:26.28 [9]	1:11.47 [12]	0:59.53 [12]	0:47.10 [12]	0:34.36 [12]	0:22.70 [11]	0:34.36	+1
		Jackson Murphy		400m	400m	(0:14.81)	(0:11.94)	(0:12.43)	(0:12.74)	(0:11.66)	(0:11.08)		
10	5	KARAOKE AL	1	65.4	0:11.36	1:26.46 [10]	1:12.18 [6]	1:00.63 [5]	0:48.07 [5]	0:35.15 [6]	0:23.42 [7]	0:35.15	+0
		Micheal Hellyer		400m	400m	(0:14.28)	(0:11.55)	(0:12.56)	(0:12.92)	(0:11.73)	(0:11.36)		

Scratched: Change The Deel (#9)

Report Created: Sun 23 March 2025 15:44 GMT+10 (Note: Timing is based on position data)

Page 1/16

[] Ranking at each section and finish
-:-:- No data available at this section
NA No data available

SCN Saddle cloth number
DNF Did not finish
DNT Did not track

data processed by TRIPLESDATA



Sunshine Coast QLD Professional
Race 6: PITCHERS HOSPITALITY SUPPLIES Class 2 Handicap - 1400m
23 March 2025 - 15:20



Track Rating: Soft 5, Weather: Overcast, Rail Position: +3m Entire

Section						Overall	1200m	1000m	800m	600m	400m	Last 600m	
Field Times						1:25.70 (0:13.84)	1:11.86 (0:11.54)	1:00.32 (0:12.58)	0:47.74 (0:12.81)	0:34.93 (0:11.74)	0:23.19 (0:11.27)	0:34.93	
Rank	TAB	Horse/Jockey	Barrier	Top Speed [km/h]	Fastest Section							Distance Travelled [m]	
11	2	DOMINGO	5	64.1	0:11.28	1:26.56 [11]	1:12.15 [8]	1:00.35 [9]	0:47.93 [9]	0:35.06 [8]	0:23.38 [8]	0:35.06	+3
		Ron Stewart		400m	400m	(0:14.41)	(0:11.80)	(0:12.42)	(0:12.87)	(0:11.68)	(0:11.28)		
12	11	MISS SHA BLUE	10	64.6	0:11.34	1:26.78 [12]	1:12.37 [7]	1:00.76 [7]	0:48.37 [6]	0:35.51 [5]	0:23.78 [6]	0:35.51	+0
		Damien Thornton		400m	400m	(0:14.41)	(0:11.61)	(0:12.39)	(0:12.86)	(0:11.73)	(0:11.34)		

Scratched: Change The Deel (#9)



Sunshine Coast QLD Professional
Race 6: PITCHERS HOSPITALITY SUPPLIES Class 2 Handicap - 1400m
23 March 2025 - 15:20



Track Rating: Soft 5, Weather: Overcast, Rail Position: +3m Entire

Section Field Times				200m 0:11.92 (0:11.92)				Last 600m 0:34.93	
Rank	TAB	Horse/Jockey	Barrier	Top Speed [km/h]	Fastest Section	Margin		Distance Travelled [m]	
1	7	MOONFLEET	3	65.5	0:11.13	0:11.72 [3]	1:25.70	0:34.65	
		Nikita Beriman		400m	400m	(0:11.72)			
2	13	SPITZBERG	6	65.2	0:11.27	0:11.95 [1]	0.2L	0:34.96	-3
		Luke Tarrant		400m	400m	(0:11.95)			
3	6	THREE GONGS	4	65.9	0:11.07	0:11.66 [6]	1.2L	0:34.42	-1
		Jace McMurray		400m	400m	(0:11.66)			
4	3	BIAS	2	65.1	0:11.30	0:11.93 [4]	1.6L	0:34.98	-5
		Brandon Lerena		400m	400m	(0:11.93)			
5	4	SAVANNAH GANGSTER	7	64.9	0:11.26	0:11.80 [5]	1.8L	0:34.70	+0
		Jake Bayliss		400m	400m	(0:11.80)			
6	1	ROTHESAY'S LAD	8	64.2	0:11.41	0:12.19 [2]	2.1L	0:35.28	+0
		Jai Williams		Overall	400m	(0:12.19)			
7	10	TAUPO TIGER	9	66.5	0:10.98	0:11.77 [10]	2.6L	0:34.56	+2
		Robbie Dolan		400m	400m	(0:11.77)			
8	8	ITZA MOTZA	11	65.8	0:11.03	0:11.59 [12]	2.7L	0:34.40	-1
		Cejay Graham		400m	400m	(0:11.59)			
9	12	MYGIRLGLADYS	12	66.2	0:11.08	0:11.62 [11]	2.8L	0:34.36	+1
		Jackson Murphy		400m	400m	(0:11.62)			
10	5	KARAOKE AL	1	65.4	0:11.36	0:12.06 [8]	3.8L	0:35.15	+0
		Micheal Hellyer		400m	400m	(0:12.06)			

Scratched: Change The Deel (#9)



Sunshine Coast QLD Professional
Race 6: PITCHERS HOSPITALITY SUPPLIES Class 2 Handicap - 1400m

23 March 2025 - 15:20



Track Rating: Soft 5, Weather: Overcast, Rail Position: +3m Entire

Section						200m		Last 600m	
Field Times						0:11.92 (0:11.92)		0:34.93	
Rank	TAB	Horse/Jockey	Barrier	Top Speed [km/h]	Fastest Section	Margin		Distance Travelled [m]	
11	2	DOMINGO	5	64.1	0:11.28	0:12.10 [9]	4.2L	0:35.06	+3
		Ron Stewart		400m	400m	(0:12.10)			
12	11	MISS SHA BLUE	10	64.6	0:11.34	0:12.44 [7]	5.5L	0:35.51	+0
		Damien Thornton		400m	400m	(0:12.44)			

Scratched: Change The Deel (#9)



Horse/Jockey Name	Moonfleet
Final Rank	1
Fastest Section Time (Section)	0:11.13 (400m)
Top Speed [km/h] (Section)	65.5 (400m)
Race State	Finished



Sunshine Coast QLD Professional

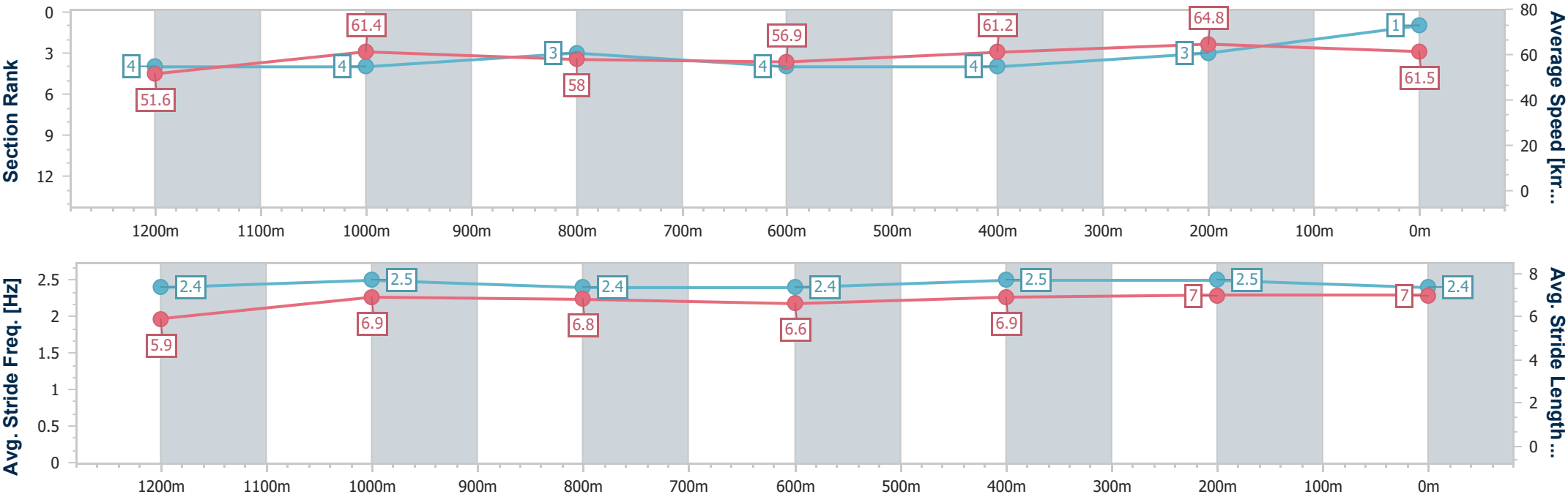
Race 6: PITCHERS HOSPITALITY SUPPLIES Class 2 Handicap - 1400m

SCTC SUNSHINE COAST TURF CLUB

23 March 2025 - 15:20

Track Rating: Soft 5, Weather: Overcast, Rail Position: +3m Entire

Section	Overall	1200m	1000m	800m	600m	400m	200m						
Section Times	1:25.70 [1] (0:13.94)	1:11.76 [4] (0:11.72)	1:00.04 [4] (0:12.53)	0:47.51 [3] (0:12.86)	0:34.65 [4] (0:11.80)	0:22.85 [4] (0:11.13)	0:11.72 [3] (0:11.72)						
Average Speed [km/h]	51.6	61.4	58.0	56.9	61.2	64.8	61.5						
Top Speed [km/h]	64.7	62.7	60.0	59.6	64.1	65.5	64.1						
Avg. Dist. to Rail [m]	6.5	4.7	3.5	2.7	0.7	3.4	4.5						
Avg. Stride Freq. [Hz]	2.4	2.5	2.4	2.4	2.5	2.5	2.4						
Avg. Stride Length [m]	5.9	6.9	6.8	6.6	6.9	7.0	7.0						



[] Ranking at each section and finish
-.-.- No data available at this section
NA No data available



Horse/Jockey Name	Spitzberg
Final Rank	2
Fastest Section Time (Section)	0:11.27 (400m)
Top Speed [km/h] (Section)	65.2 (400m)
Race State	Finished



Sunshine Coast QLD Professional

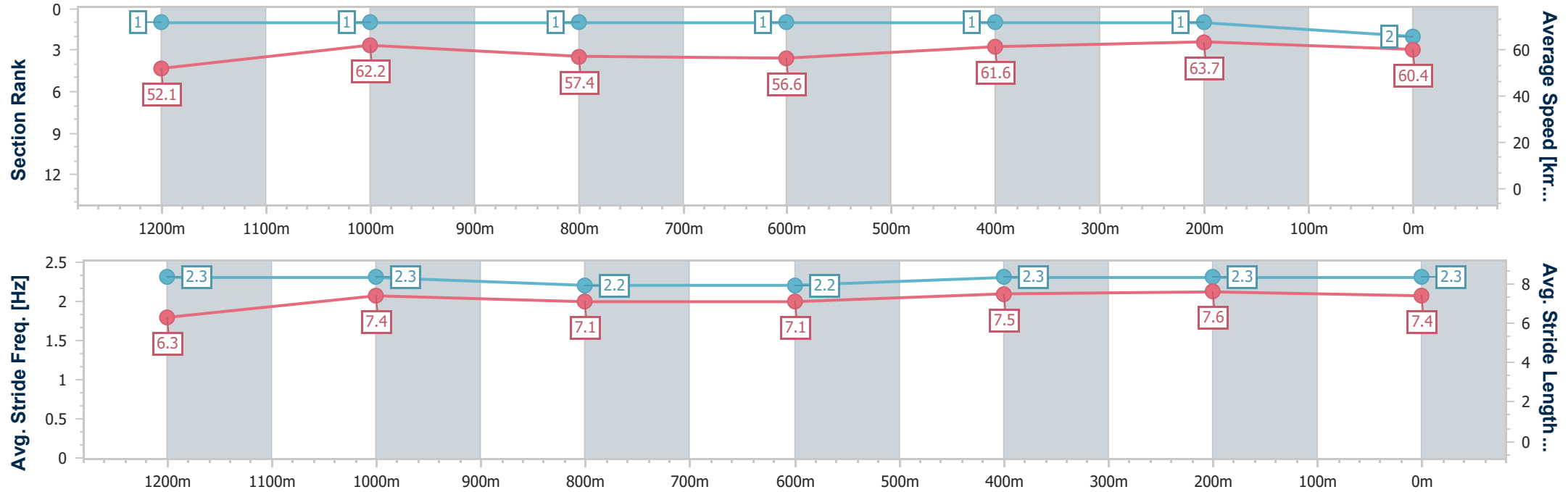
Race 6: PITCHERS HOSPITALITY SUPPLIES Class 2 Handicap - 1400m

SCTC SUNSHINE COAST TURF CLUB

23 March 2025 - 15:20

Track Rating: Soft 5, Weather: Overcast, Rail Position: +3m Entire

Section	Overall	1200m	1000m	800m	600m	400m	200m						
Section Times	1:25.73 [2] (0:13.84)	1:11.89 [1] (0:11.54)	1:00.35 [1] (0:12.58)	0:47.77 [1] (0:12.81)	0:34.96 [1] (0:11.74)	0:23.22 [1] (0:11.27)	0:11.95 [1] (0:11.95)						
Average Speed [km/h]	52.1	62.2	57.4	56.6	61.6	63.7	60.4						
Top Speed [km/h]	64.4	64.4	61.1	58.5	63.2	65.2	62.0						
Avg. Dist. to Rail [m]	8.2	4.6	2.1	1.2	0.4	1.9	3.1						
Avg. Stride Freq. [Hz]	2.3	2.3	2.2	2.2	2.3	2.3	2.3						
Avg. Stride Length [m]	6.3	7.4	7.1	7.1	7.5	7.6	7.4						



- [] Ranking at each section and finish
- .-.- No data available at this section
- NA No data available



Horse/Jockey Name	Three Gongs
Final Rank	3
Fastest Section Time (Section)	0:11.07 (400m)
Top Speed [km/h] (Section)	65.9 (400m)
Race State	Finished



Sunshine Coast QLD Professional

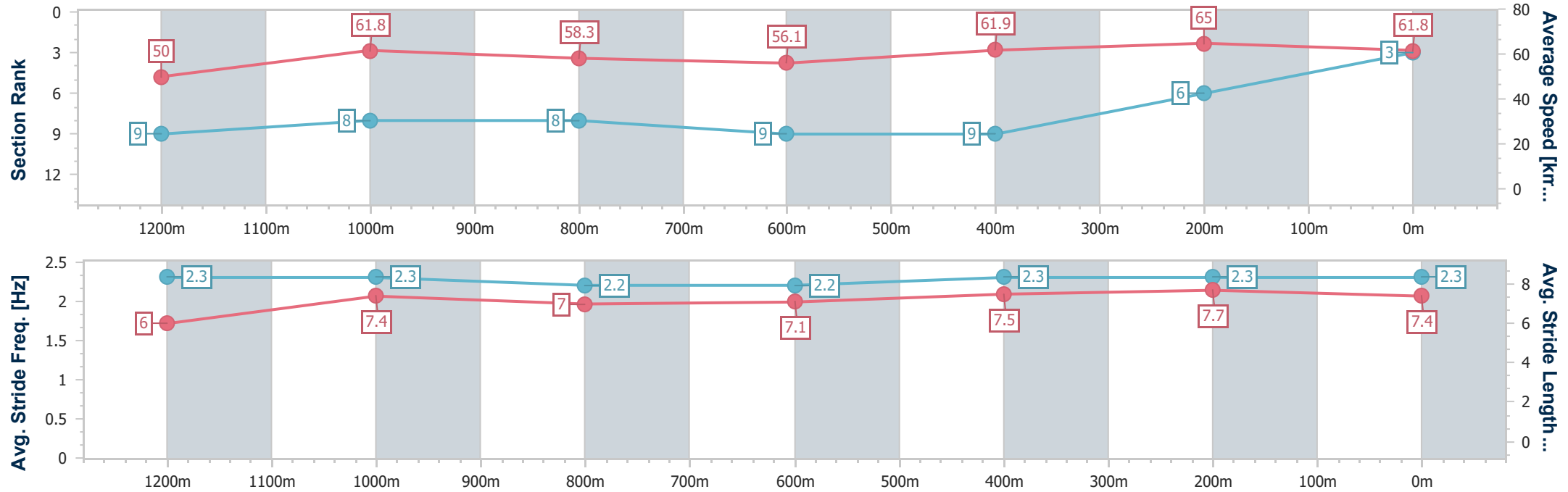
Race 6: PITCHERS HOSPITALITY SUPPLIES Class 2 Handicap - 1400m

SCTC SUNSHINE COAST TURF CLUB

23 March 2025 - 15:20

Track Rating: Soft 5, Weather: Overcast, Rail Position: +3m Entire

Section	Overall	1200m	1000m	800m	600m	400m	200m						
Section Times	1:25.94 [3] (0:14.44)	1:11.50 [9] (0:11.62)	0:59.88 [8] (0:12.48)	0:47.40 [8] (0:12.98)	0:34.42 [9] (0:11.69)	0:22.73 [9] (0:11.07)	0:11.66 [6] (0:11.66)						
Average Speed [km/h]	50.0	61.8	58.3	56.1	61.9	65.0	61.8						
Top Speed [km/h]	62.7	63.7	59.6	59.8	64.9	65.9	64.1						
Avg. Dist. to Rail [m]	6.0	3.0	2.7	2.4	0.8	2.5	3.5						
Avg. Stride Freq. [Hz]	2.3	2.3	2.2	2.2	2.3	2.3	2.3						
Avg. Stride Length [m]	6.0	7.4	7.0	7.1	7.5	7.7	7.4						



- [] Ranking at each section and finish
- .-.- No data available at this section
- NA No data available



Horse/Jockey Name	Bias
Final Rank	4
Fastest Section Time (Section)	0:11.30 (400m)
Top Speed [km/h] (Section)	65.1 (400m)
Race State	Finished



Sunshine Coast QLD Professional

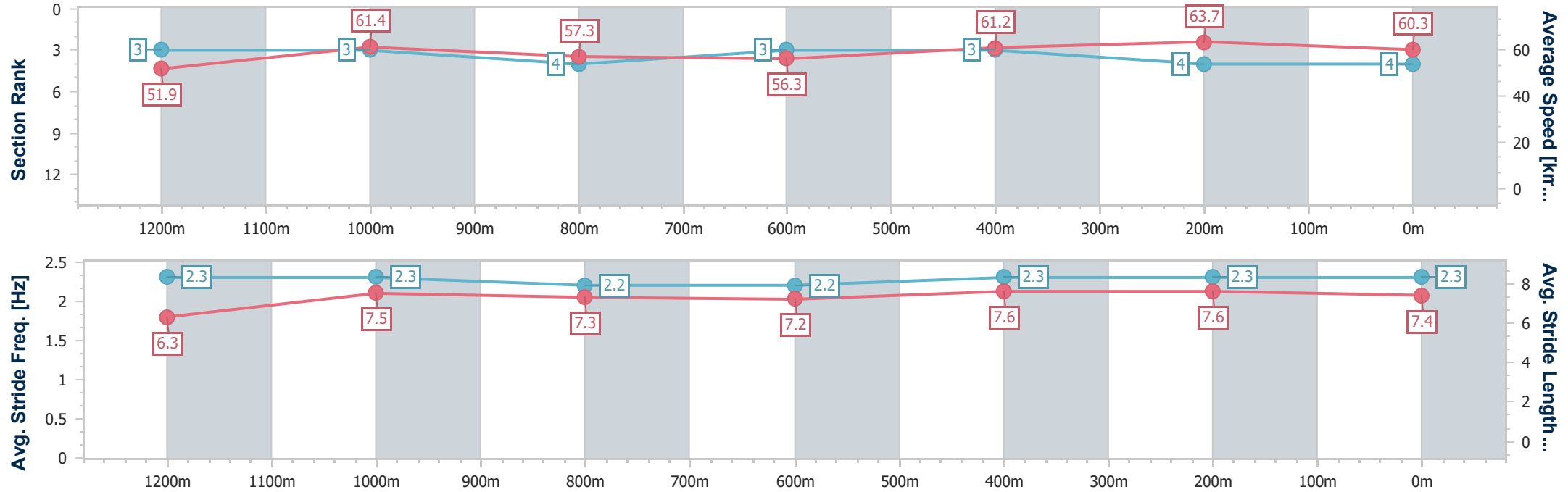
Race 6: PITCHERS HOSPITALITY SUPPLIES Class 2 Handicap - 1400m

SCTC SUNSHINE COAST TURF CLUB

23 March 2025 - 15:20

Track Rating: Soft 5, Weather: Overcast, Rail Position: +3m Entire

Section	Overall	1200m	1000m	800m	600m	400m	200m						
Section Times	1:26.03 [4] (0:13.91)	1:12.12 [3] (0:11.69)	1:00.43 [3] (0:12.59)	0:47.84 [4] (0:12.86)	0:34.98 [3] (0:11.75)	0:23.23 [3] (0:11.30)	0:11.93 [4] (0:11.93)						
Average Speed [km/h]	51.9	61.4	57.3	56.3	61.2	63.7	60.3						
Top Speed [km/h]	64.2	63.9	59.9	58.7	63.3	65.1	63.2						
Avg. Dist. to Rail [m]	5.0	2.6	1.0	0.9	0.9	1.1	1.3						
Avg. Stride Freq. [Hz]	2.3	2.3	2.2	2.2	2.3	2.3	2.3						
Avg. Stride Length [m]	6.3	7.5	7.3	7.2	7.6	7.6	7.4						



[] Ranking at each section and finish
-.-.- No data available at this section
NA No data available



Horse/Jockey Name	Savannah Gangster
Final Rank	5
Fastest Section Time (Section)	0:11.26 (400m)
Top Speed [km/h] (Section)	64.9 (400m)
Race State	Finished



Sunshine Coast QLD Professional

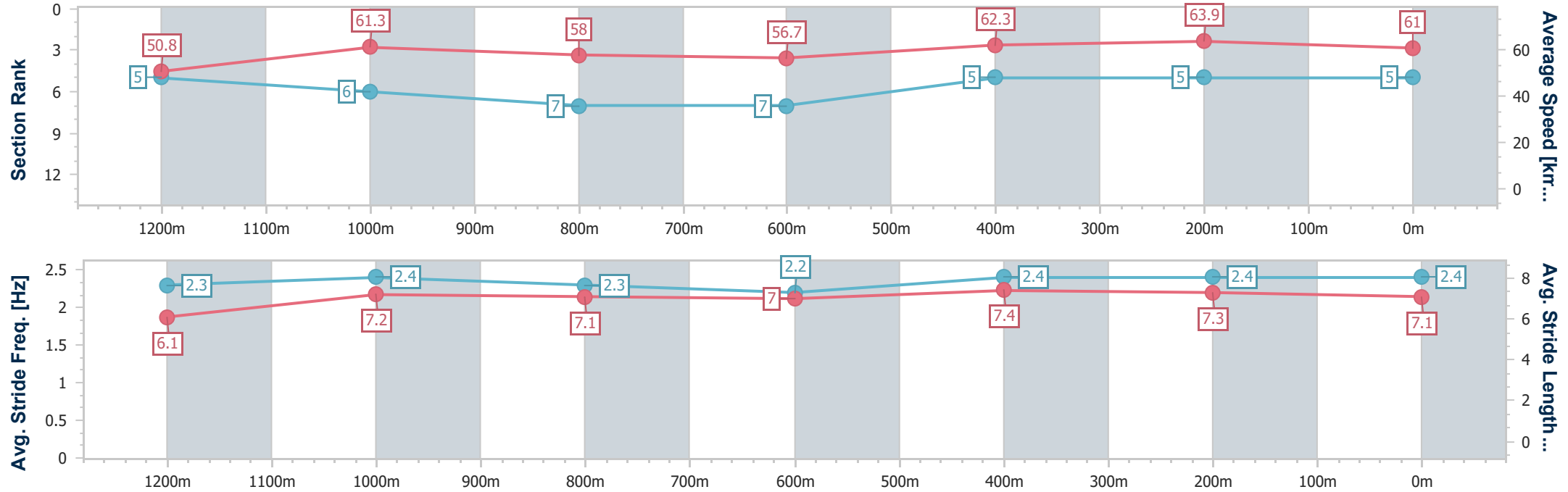
Race 6: PITCHERS HOSPITALITY SUPPLIES Class 2 Handicap - 1400m

SCTC SUNSHINE COAST TURF CLUB

23 March 2025 - 15:20

Track Rating: Soft 5, Weather: Overcast, Rail Position: +3m Entire

Section	Overall	1200m	1000m	800m	600m	400m	200m						
Section Times	1:26.06 [5] (0:14.19)	1:11.87 [5] (0:11.73)	1:00.14 [6] (0:12.52)	0:47.62 [7] (0:12.92)	0:34.70 [7] (0:11.64)	0:23.06 [5] (0:11.26)	0:11.80 [5] (0:11.80)						
Average Speed [km/h]	50.8	61.3	58.0	56.7	62.3	63.9	61.0						
Top Speed [km/h]	63.2	63.1	59.9	59.3	64.6	64.9	64.1						
Avg. Dist. to Rail [m]	8.8	4.3	3.6	2.9	1.0	3.7	6.9						
Avg. Stride Freq. [Hz]	2.3	2.4	2.3	2.2	2.4	2.4	2.4						
Avg. Stride Length [m]	6.1	7.2	7.1	7.0	7.4	7.3	7.1						



- [] Ranking at each section and finish
- .-.- No data available at this section
- NA No data available



Horse/Jockey Name	Rothesay's Lad
Final Rank	6
Fastest Section Time (Section)	0:11.41 (400m)
Top Speed [km/h] (Section)	64.2 (Overall)
Race State	Finished



Sunshine Coast QLD Professional

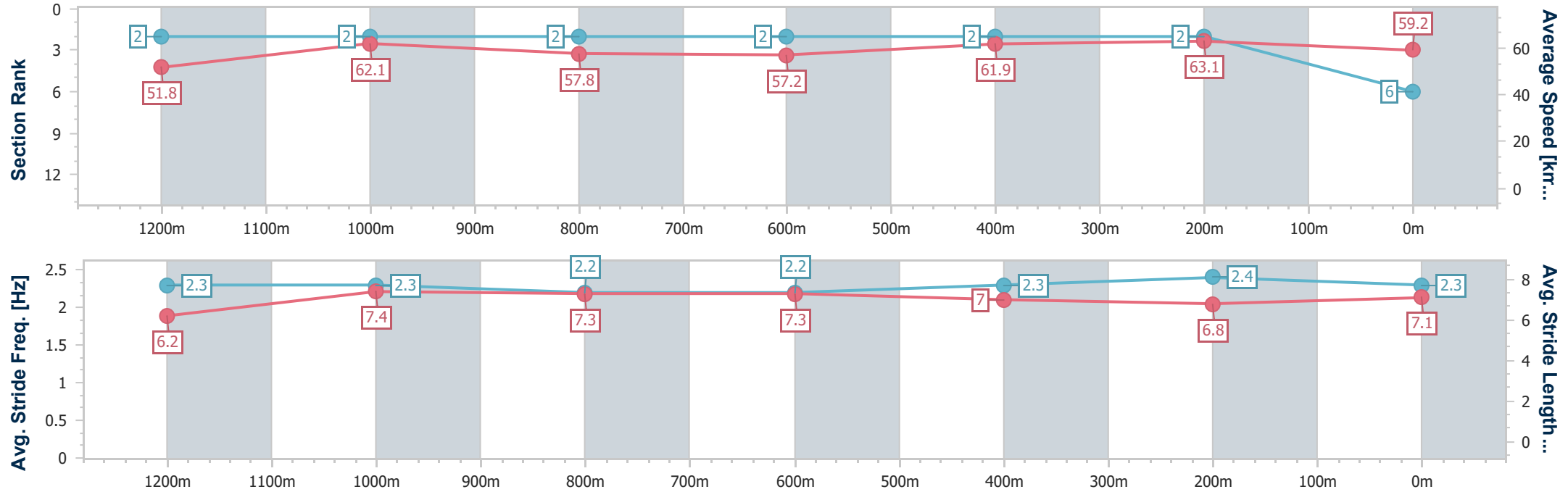
Race 6: PITCHERS HOSPITALITY SUPPLIES Class 2 Handicap - 1400m

SCTC SUNSHINE COAST TURF CLUB

23 March 2025 - 15:20

Track Rating: Soft 5, Weather: Overcast, Rail Position: +3m Entire

Section	Overall	1200m	1000m	800m	600m	400m	200m						
Section Times	1:26.13 [6] (0:13.88)	1:12.25 [2] (0:11.61)	1:00.64 [2] (0:12.55)	0:48.09 [2] (0:12.81)	0:35.28 [2] (0:11.68)	0:23.60 [2] (0:11.41)	0:12.19 [2] (0:12.19)						
Average Speed [km/h]	51.8	62.1	57.8	57.2	61.9	63.1	59.2						
Top Speed [km/h]	64.2	63.8	60.1	59.9	63.4	64.1	61.6						
Avg. Dist. to Rail [m]	10.4	5.7	3.5	2.5	0.9	3.7	5.5						
Avg. Stride Freq. [Hz]	2.3	2.3	2.2	2.2	2.3	2.4	2.3						
Avg. Stride Length [m]	6.2	7.4	7.3	7.3	7.0	6.8	7.1						



- [] Ranking at each section and finish
- .-.- No data available at this section
- NA No data available



Horse/Jockey Name	Taupo Tiger
Final Rank	7
Fastest Section Time (Section)	0:10.98 (400m)
Top Speed [km/h] (Section)	66.5 (400m)
Race State	Finished



Sunshine Coast QLD Professional

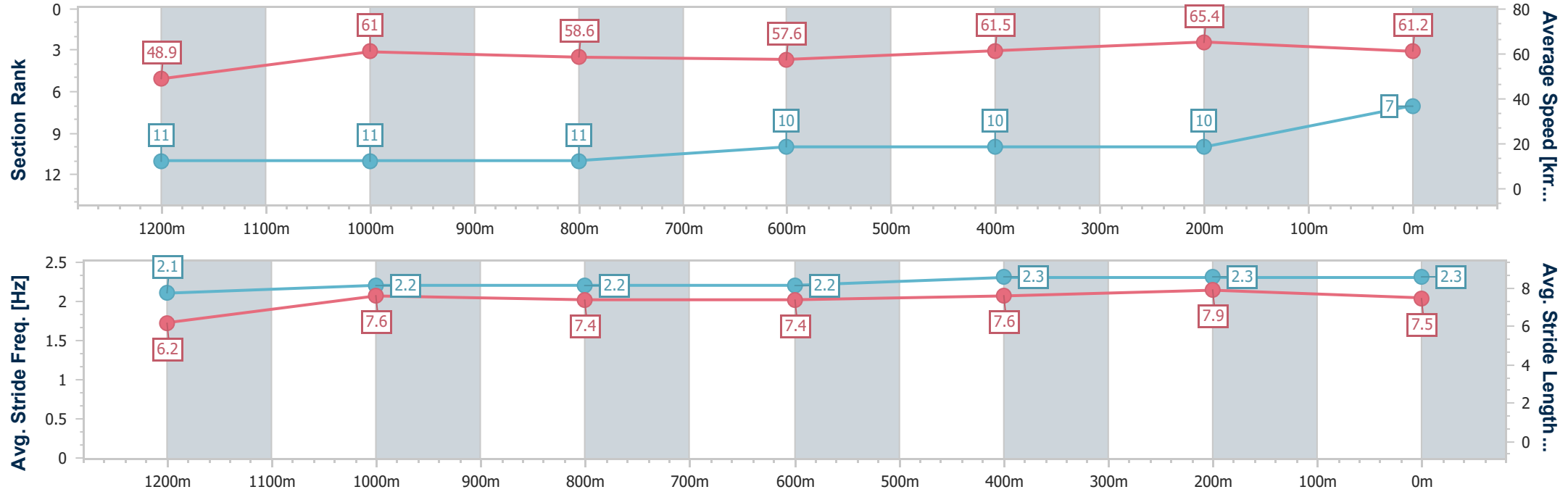
Race 6: PITCHERS HOSPITALITY SUPPLIES Class 2 Handicap - 1400m

SCTC SUNSHINE COAST TURF CLUB

23 March 2025 - 15:20

Track Rating: Soft 5, Weather: Overcast, Rail Position: +3m Entire

Section	Overall	1200m	1000m	800m	600m	400m	200m						
Section Times	1:26.25 [7] (0:14.73)	1:11.52 [11] (0:11.83)	0:59.69 [11] (0:12.37)	0:47.32 [11] (0:12.76)	0:34.56 [10] (0:11.81)	0:22.75 [10] (0:10.98)	0:11.77 [10] (0:11.77)						
Average Speed [km/h]	48.9	61.0	58.6	57.6	61.5	65.4	61.2						
Top Speed [km/h]	61.0	62.0	61.3	60.2	63.5	66.5	64.3						
Avg. Dist. to Rail [m]	9.7	3.8	3.3	3.3	1.6	5.4	10.6						
Avg. Stride Freq. [Hz]	2.1	2.2	2.2	2.2	2.3	2.3	2.3						
Avg. Stride Length [m]	6.2	7.6	7.4	7.4	7.6	7.9	7.5						





Horse/Jockey Name	Itza Motza
Final Rank	8
Fastest Section Time (Section)	0:11.03 (400m)
Top Speed [km/h] (Section)	65.8 (400m)
Race State	Finished



Sunshine Coast QLD Professional

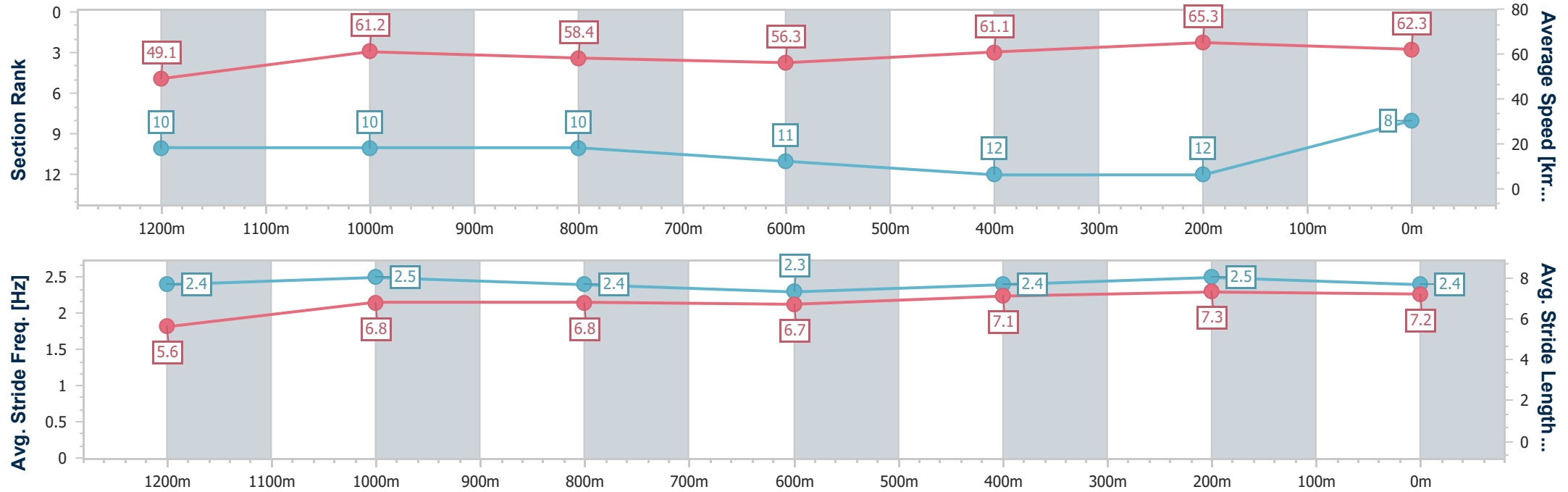
Race 6: PITCHERS HOSPITALITY SUPPLIES Class 2 Handicap - 1400m

SCTC SUNSHINE COAST TURF CLUB

23 March 2025 - 15:20

Track Rating: Soft 5, Weather: Overcast, Rail Position: +3m Entire

Section	Overall	1200m	1000m	800m	600m	400m	200m						
Section Times	1:26.26 [8] (0:14.72)	1:11.54 [10] (0:11.77)	0:59.77 [10] (0:12.43)	0:47.34 [10] (0:12.94)	0:34.40 [11] (0:11.78)	0:22.62 [12] (0:11.03)	0:11.59 [12] (0:11.59)						
Average Speed [km/h]	49.1	61.2	58.4	56.3	61.1	65.3	62.3						
Top Speed [km/h]	63.8	63.4	60.9	59.0	64.5	65.8	64.8						
Avg. Dist. to Rail [m]	10.9	3.2	2.7	2.2	0.4	1.1	3.1						
Avg. Stride Freq. [Hz]	2.4	2.5	2.4	2.3	2.4	2.5	2.4						
Avg. Stride Length [m]	5.6	6.8	6.8	6.7	7.1	7.3	7.2						



- [] Ranking at each section and finish
- .-.- No data available at this section
- NA No data available



Horse/Jockey Name	Mygirlgladys
Final Rank	9
Fastest Section Time (Section)	0:11.08 (400m)
Top Speed [km/h] (Section)	66.2 (400m)
Race State	Finished



Sunshine Coast QLD Professional

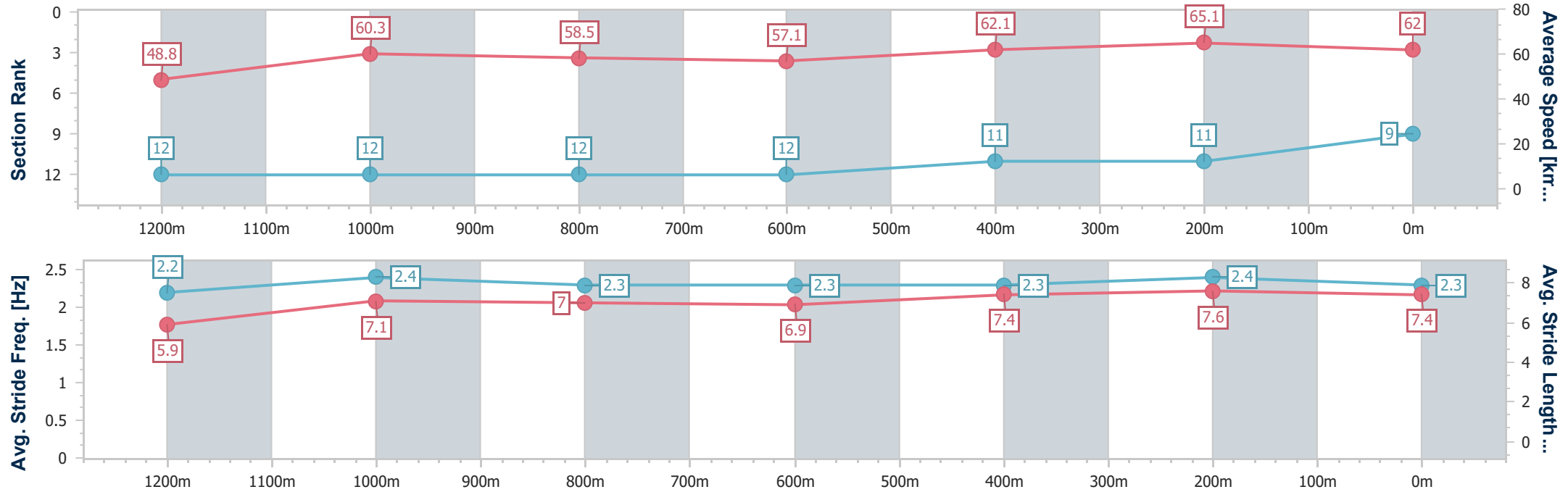
Race 6: PITCHERS HOSPITALITY SUPPLIES Class 2 Handicap - 1400m

SCTC SUNSHINE COAST TURF CLUB

23 March 2025 - 15:20

Track Rating: Soft 5, Weather: Overcast, Rail Position: +3m Entire

Section	Overall	1200m	1000m	800m	600m	400m	200m						
Section Times	1:26.28 [9] (0:14.81)	1:11.47 [12] (0:11.94)	0:59.53 [12] (0:12.43)	0:47.10 [12] (0:12.74)	0:34.36 [12] (0:11.66)	0:22.70 [11] (0:11.08)	0:11.62 [11] (0:11.62)						
Average Speed [km/h]	48.8	60.3	58.5	57.1	62.1	65.1	62.0						
Top Speed [km/h]	60.8	61.3	60.2	61.2	65.3	66.2	64.7						
Avg. Dist. to Rail [m]	12.4	4.4	3.0	2.6	1.0	4.4	5.6						
Avg. Stride Freq. [Hz]	2.2	2.4	2.3	2.3	2.3	2.4	2.3						
Avg. Stride Length [m]	5.9	7.1	7.0	6.9	7.4	7.6	7.4						



- [] Ranking at each section and finish
- .-.-.- No data available at this section
- NA No data available



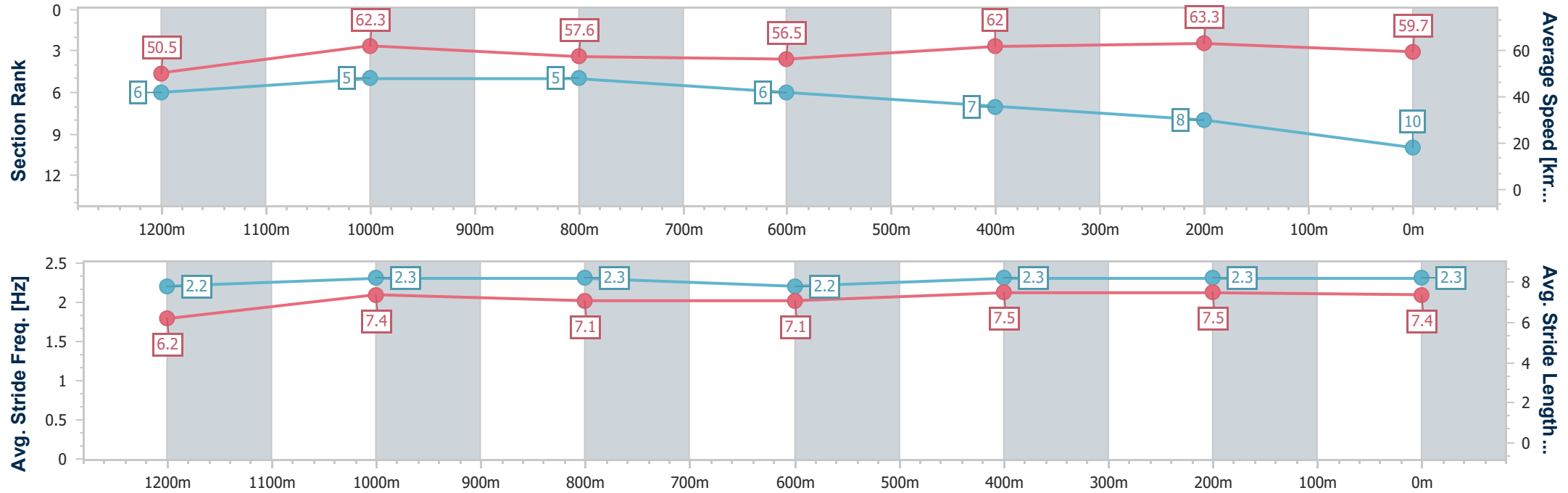
Horse/Jockey Name	Karaoke AI
Final Rank	10
Fastest Section Time (Section)	0:11.36 (400m)
Top Speed [km/h] (Section)	65.4 (400m)
Race State	Finished



Sunshine Coast QLD Professional
Race 6: PITCHERS HOSPITALITY SUPPLIES Class 2 Handicap - 1400m
23 March 2025 - 15:20
Track Rating: Soft 5, Weather: Overcast, Rail Position: +3m Entire



Section	Overall	1200m	1000m	800m	600m	400m	200m						
Section Times	1:26.46 [10] (0:14.28)	1:12.18 [6] (0:11.55)	1:00.63 [5] (0:12.56)	0:48.07 [5] (0:12.92)	0:35.15 [6] (0:11.73)	0:23.42 [7] (0:11.36)	0:12.06 [8] (0:12.06)						
Average Speed [km/h]	50.5	62.3	57.6	56.5	62.0	63.3	59.7						
Top Speed [km/h]	63.4	63.9	60.0	59.7	63.1	65.4	61.6						
Avg. Dist. to Rail [m]	3.4	3.1	2.9	2.4	1.3	1.8	1.9						
Avg. Stride Freq. [Hz]	2.2	2.3	2.3	2.2	2.3	2.3	2.3						
Avg. Stride Length [m]	6.2	7.4	7.1	7.1	7.5	7.5	7.4						





Horse/Jockey Name	Domingo
Final Rank	11
Fastest Section Time (Section)	0:11.28 (400m)
Top Speed [km/h] (Section)	64.1 (400m)
Race State	Finished



Sunshine Coast QLD Professional

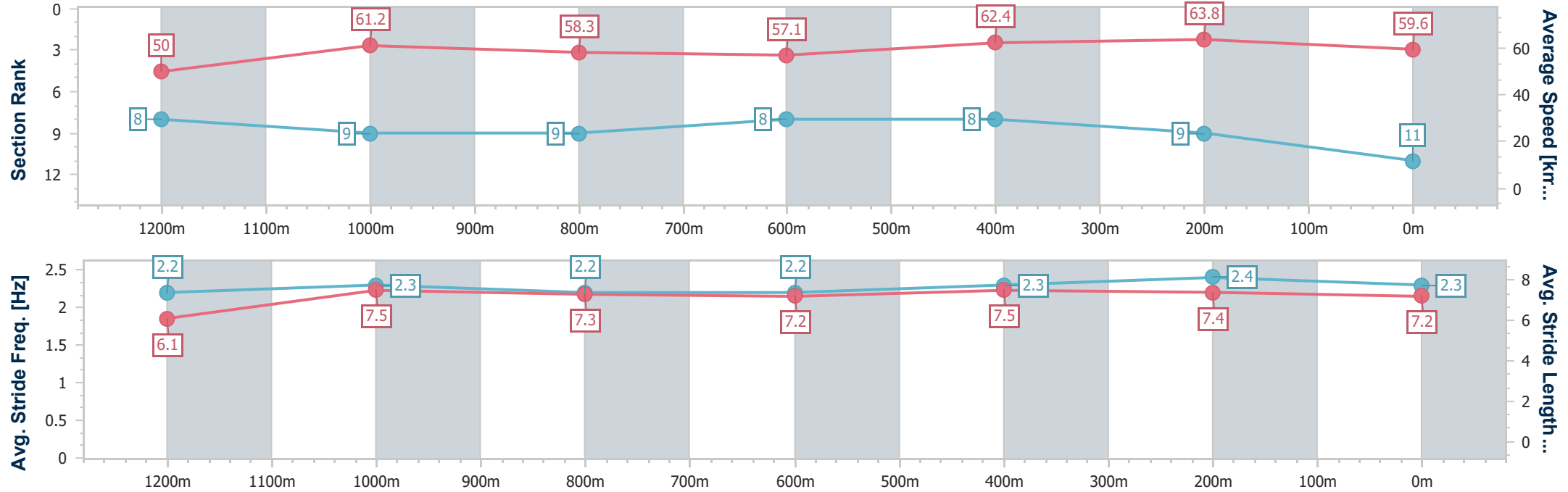
Race 6: PITCHERS HOSPITALITY SUPPLIES Class 2 Handicap - 1400m

SCTC SUNSHINE COAST TURF CLUB

23 March 2025 - 15:20

Track Rating: Soft 5, Weather: Overcast, Rail Position: +3m Entire

Section	Overall	1200m	1000m	800m	600m	400m	200m						
Section Times	1:26.56 [11] (0:14.41)	1:12.15 [8] (0:11.80)	1:00.35 [9] (0:12.42)	0:47.93 [9] (0:12.87)	0:35.06 [8] (0:11.68)	0:23.38 [8] (0:11.28)	0:12.10 [9] (0:12.10)						
Average Speed [km/h]	50.0	61.2	58.3	57.1	62.4	63.8	59.6						
Top Speed [km/h]	62.6	62.7	60.2	59.2	64.0	64.1	63.3						
Avg. Dist. to Rail [m]	6.8	4.3	3.8	3.5	1.8	6.2	10.4						
Avg. Stride Freq. [Hz]	2.2	2.3	2.2	2.2	2.3	2.4	2.3						
Avg. Stride Length [m]	6.1	7.5	7.3	7.2	7.5	7.4	7.2						



- [] Ranking at each section and finish
- .-.- No data available at this section
- NA No data available



Horse/Jockey Name	Miss Sha Blue
Final Rank	12
Fastest Section Time (Section)	0:11.34 (400m)
Top Speed [km/h] (Section)	64.6 (400m)
Race State	Finished



Sunshine Coast QLD Professional

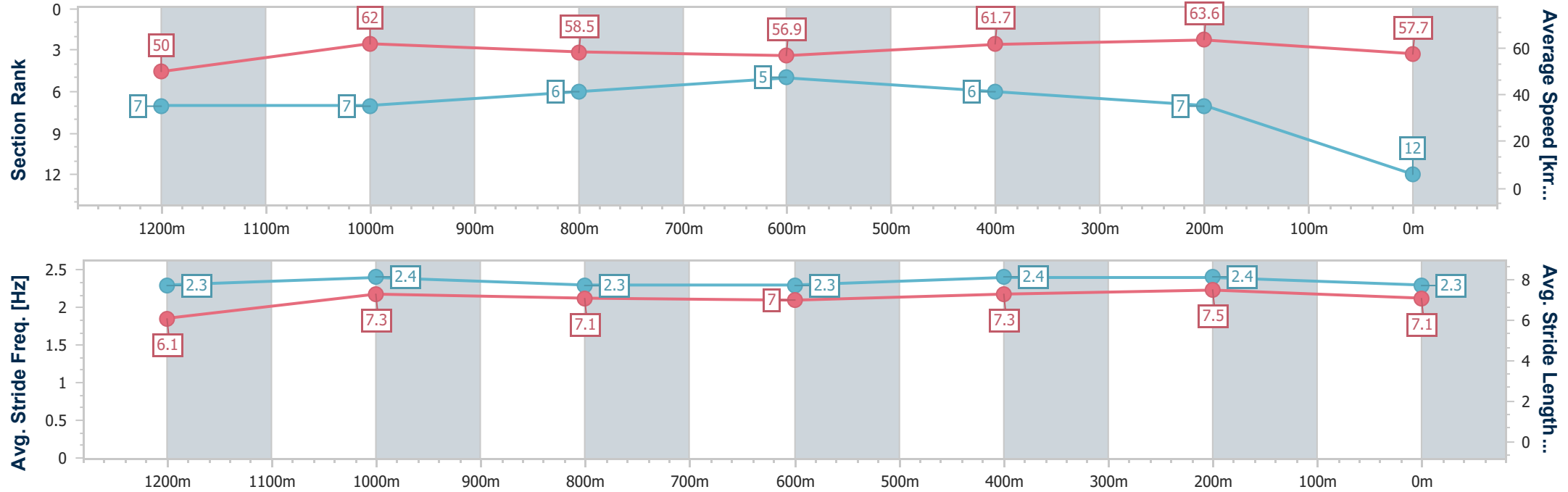
Race 6: PITCHERS HOSPITALITY SUPPLIES Class 2 Handicap - 1400m

SCTC SUNSHINE COAST TURF CLUB

23 March 2025 - 15:20

Track Rating: Soft 5, Weather: Overcast, Rail Position: +3m Entire

Section	Overall	1200m	1000m	800m	600m	400m	200m						
Section Times	1:26.78 [12] (0:14.41)	1:12.37 [7] (0:11.61)	1:00.76 [7] (0:12.39)	0:48.37 [6] (0:12.86)	0:35.51 [5] (0:11.73)	0:23.78 [6] (0:11.34)	0:12.44 [7] (0:12.44)						
Average Speed [km/h]	50.0	62.0	58.5	56.9	61.7	63.6	57.7						
Top Speed [km/h]	62.1	63.1	59.7	59.4	63.2	64.6	62.3						
Avg. Dist. to Rail [m]	11.0	4.5	3.2	2.3	1.3	4.5	6.7						
Avg. Stride Freq. [Hz]	2.3	2.4	2.3	2.3	2.4	2.4	2.3						
Avg. Stride Length [m]	6.1	7.3	7.1	7.0	7.3	7.5	7.1						





Sunshine Coast QLD Professional
Race 7: JST WILLO INVESTMENTS Fillies and Mares BENCHMARK 58
Handicap - 1000m
23 March 2025 - 16:00



Track Rating: Soft 5, Weather: Overcast, Rail Position: +3m Entire

Section						Overall	800m	600m	400m	200m	Last 600m	
Field Times						0:58.59 (0:13.41)	0:45.18 (0:11.18)	0:34.00 (0:11.16)	0:22.84 (0:11.12)	0:11.72 (0:11.72)	0:34.00	
Rank	TAB	Horse/Jockey	Barrier	Top Speed [km/h]	Fastest Section	Margin						Distance Travelled [m]
1	1	MAKE IT SO	10	68.0	0:10.96	0:58.59 [1]	0:44.75 [6]	0:33.77 [5]	0:22.65 [3]	0:11.69 [2]	0:58.59	0:33.77
		Jace McMurray		800m	400m	(0:13.84)	(0:10.98)	(0:11.12)	(0:10.96)	(0:11.69)		
2	8	LOKEN	1	66.7	0:11.12	0:58.80 [2]	0:45.39 [1]	0:34.21 [1]	0:23.05 [1]	0:11.93 [1]	1.3L	0:34.21
		Corey Sutherland		800m	400m	(0:13.41)	(0:11.18)	(0:11.16)	(0:11.12)	(0:11.93)		-5
3	10	VESPER LYND	5	66.3	0:11.15	0:58.96 [3]	0:45.49 [2]	0:34.33 [2]	0:23.12 [2]	0:11.97 [3]	2.1L	0:34.33
		Michael Rodd		800m	400m	(0:13.47)	(0:11.16)	(0:11.21)	(0:11.15)	(0:11.97)		-1
4	15	MISS HELMUT	7	66.7	0:11.12	0:59.15 [4]	0:45.32 [5]	0:34.14 [7]	0:22.96 [6]	0:11.84 [5]	3.1L	0:34.14
		Shania Willis		800m	400m	(0:13.83)	(0:11.18)	(0:11.18)	(0:11.12)	(0:11.84)		-5
5	11	MOOD KILLER	9	67.5	0:10.79	0:59.17 [5]	0:44.87 [12]	0:33.78 [12]	0:22.30 [13]	0:11.51 [9]	3.2L	0:33.78
		Jai Williams		400m	400m	(0:14.30)	(0:11.09)	(0:11.48)	(0:10.79)	(0:11.51)		-1
6	9	PACIFIC PIRATE	12	67.2	0:10.92	0:59.27 [6]	0:44.95 [13]	0:33.98 [11]	0:22.66 [10]	0:11.74 [8]	3.6L	0:33.98
		Siobhan Rutledge		400m	400m	(0:14.32)	(0:10.97)	(0:11.32)	(0:10.92)	(0:11.74)		+0
7	5	BEITSOO	6	66.2	0:11.11	0:59.30 [7]	0:45.62 [3]	0:34.51 [3]	0:23.18 [5]	0:11.93 [6]	3.8L	0:34.51
		Colleen Krahnen		800m	800m	(0:13.68)	(0:11.11)	(0:11.33)	(0:11.25)	(0:11.93)		-3
8	13	MILAGRO	3	65.9	0:11.05	0:59.40 [8]	0:45.23 [11]	0:34.01 [13]	0:22.75 [11]	0:11.70 [10]	4.3L	0:34.01
		Mark Du Plessis		400m	400m	(0:14.17)	(0:11.22)	(0:11.26)	(0:11.05)	(0:11.70)		-5
9	4	KWIK AZ HELL	2	66.7	0:11.11	0:59.59 [9]	0:45.90 [4]	0:34.79 [4]	0:23.59 [4]	0:12.31 [4]	5.3L	0:34.79
		Cejay Graham		800m	800m	(0:13.69)	(0:11.11)	(0:11.20)	(0:11.28)	(0:12.31)		-5
10	12	VICTORY STATEMENT	8	67.1	0:11.05	0:59.66 [10]	0:45.62 [9]	0:34.57 [8]	0:23.39 [7]	0:12.25 [7]	5.6L	0:34.57
		Damien Thornton		800m	800m	(0:14.04)	(0:11.05)	(0:11.18)	(0:11.14)	(0:12.25)		+2

Scratched: Jenchick Boom (#3), Iphimedia (#2)

Report Created: Sun 23 March 2025 16:26 GMT+10 (Note: Timing is based on position data)

Page 1/15

[] Ranking at each section and finish
-:-:- No data available at this section
NA No data available

SCN Saddle cloth number
DNF Did not finish
DNT Did not track

data processed by  TRIPLESDATA



Sunshine Coast QLD Professional
Race 7: JST WILLO INVESTMENTS Fillies and Mares BENCHMARK 58
Handicap - 1000m
23 March 2025 - 16:00



Track Rating: Soft 5, Weather: Overcast, Rail Position: +3m Entire

Section							Overall	800m	600m	400m	200m			Last 600m
Field Times							0:58.59 (0:13.41)	0:45.18 (0:11.18)	0:34.00 (0:11.16)	0:22.84 (0:11.12)	0:11.72 (0:11.72)			0:34.00
Rank	TAB	Horse/Jockey	Barrier	Top Speed [km/h]	Fastest Section						Margin			Distance Travelled [m]
11	14	HALF MOON ROO	4	67.3	0:11.10	0:59.76 [11]	0:45.72 [10]	0:34.62 [9]	0:23.16 [9]	0:11.96 [12]	6.1L	0:34.62		+0
		Nathan Thomas		800m	800m	(0:14.04)	(0:11.10)	(0:11.46)	(0:11.20)	(0:11.96)				
12	6	EZEIZA	13	69.1	0:10.89	0:59.79 [12]	0:45.84 [7]	0:34.95 [6]	0:23.45 [8]	0:12.08 [11]	6.3L	0:34.95		+3
		Stacey Callow		800m	800m	(0:13.95)	(0:10.89)	(0:11.50)	(0:11.37)	(0:12.08)				
13	7	LITTLE MISS BELLE	11	67.7	0:11.22	0:59.93 [13]	0:45.94 [8]	0:34.71 [10]	0:23.25 [12]	0:12.03 [13]	7.1L	0:34.71		+5
		Chelsea Baker		800m	400m	(0:13.99)	(0:11.23)	(0:11.46)	(0:11.22)	(0:12.03)				

Scratched: Jenchick Boom (#3), Iphimedia (#2)



Horse/Jockey Name	Make It So
Final Rank	1
Fastest Section Time (Section)	0:10.96 (400m)
Top Speed [km/h] (Section)	68.0 (800m)
Race State	Finished



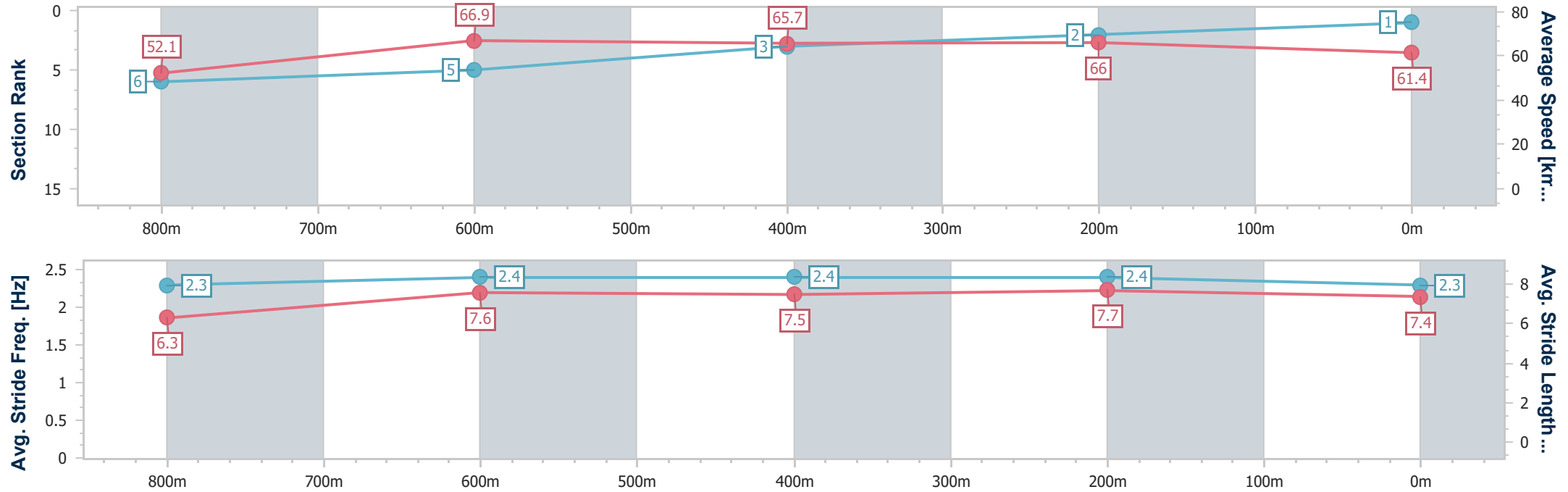
Sunshine Coast QLD Professional
Race 7: JST WILLO INVESTMENTS Fillies and Mares
BENCHMARK 58 Handicap - 1000m



23 March 2025 - 16:00

Track Rating: Soft 5, Weather: Overcast, Rail Position: +3m Entire

Section	Overall	800m	600m	400m	200m										
Section Times	0:58.59 [1] (0:13.84)	0:44.75 [6] (0:10.98)	0:33.77 [5] (0:11.12)	0:22.65 [3] (0:10.96)	0:11.69 [2] (0:11.69)										
Average Speed [km/h]	52.1	66.9	65.7	66.0	61.4										
Top Speed [km/h]	66.6	68.0	67.1	66.5	65.6										
Avg. Dist. to Rail [m]	11.6	4.9	2.8	6.6	7.3										
Avg. Stride Freq. [Hz]	2.3	2.4	2.4	2.4	2.3										
Avg. Stride Length [m]	6.3	7.6	7.5	7.7	7.4										



- [] Ranking at each section and finish
- .-.- No data available at this section
- NA No data available



Horse/Jockey Name	Loken
Final Rank	2
Fastest Section Time (Section)	0:11.12 (400m)
Top Speed [km/h] (Section)	66.7 (800m)
Race State	Finished



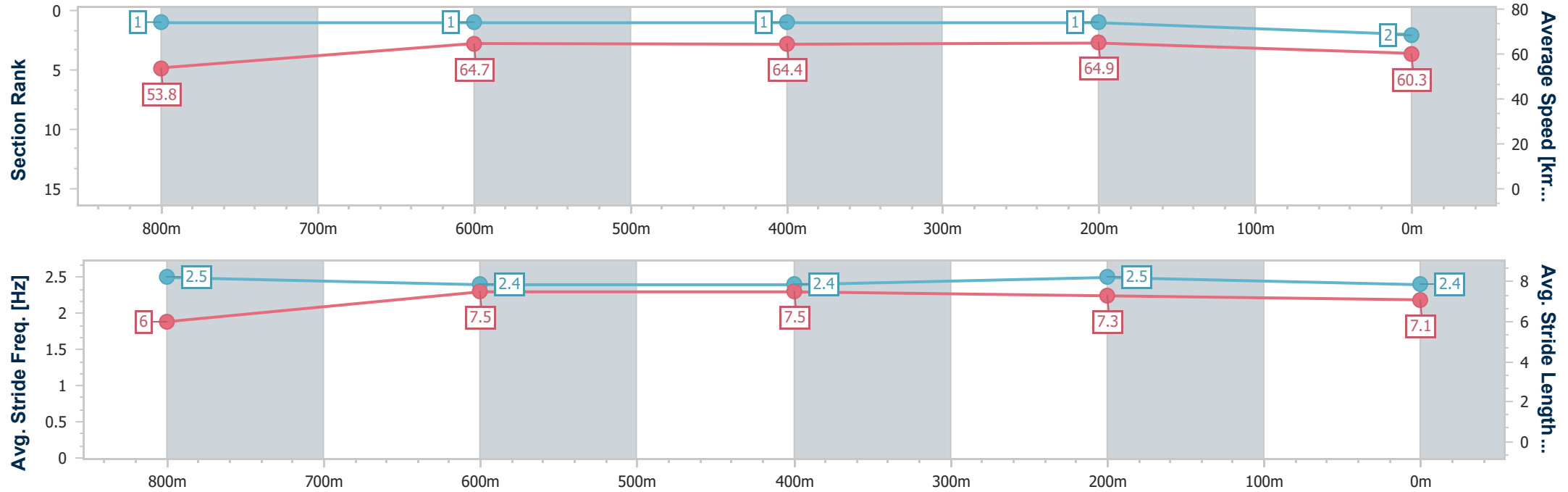
Sunshine Coast QLD Professional
Race 7: JST WILLO INVESTMENTS Fillies and Mares
BENCHMARK 58 Handicap - 1000m



23 March 2025 - 16:00

Track Rating: Soft 5, Weather: Overcast, Rail Position: +3m Entire

Section	Overall	800m	600m	400m	200m										
Section Times	0:58.80 [2] (0:13.41)	0:45.39 [1] (0:11.18)	0:34.21 [1] (0:11.16)	0:23.05 [1] (0:11.12)	0:11.93 [1] (0:11.93)										
Average Speed [km/h]	53.8	64.7	64.4	64.9	60.3										
Top Speed [km/h]	66.0	66.7	65.9	65.9	63.7										
Avg. Dist. to Rail [m]	5.1	2.6	0.5	2.7	4.0										
Avg. Stride Freq. [Hz]	2.5	2.4	2.4	2.5	2.4										
Avg. Stride Length [m]	6.0	7.5	7.5	7.3	7.1										



- [] Ranking at each section and finish
- .-.- No data available at this section
- NA No data available



Horse/Jockey Name	Vesper Lynd
Final Rank	3
Fastest Section Time (Section)	0:11.15 (400m)
Top Speed [km/h] (Section)	66.3 (800m)
Race State	Finished



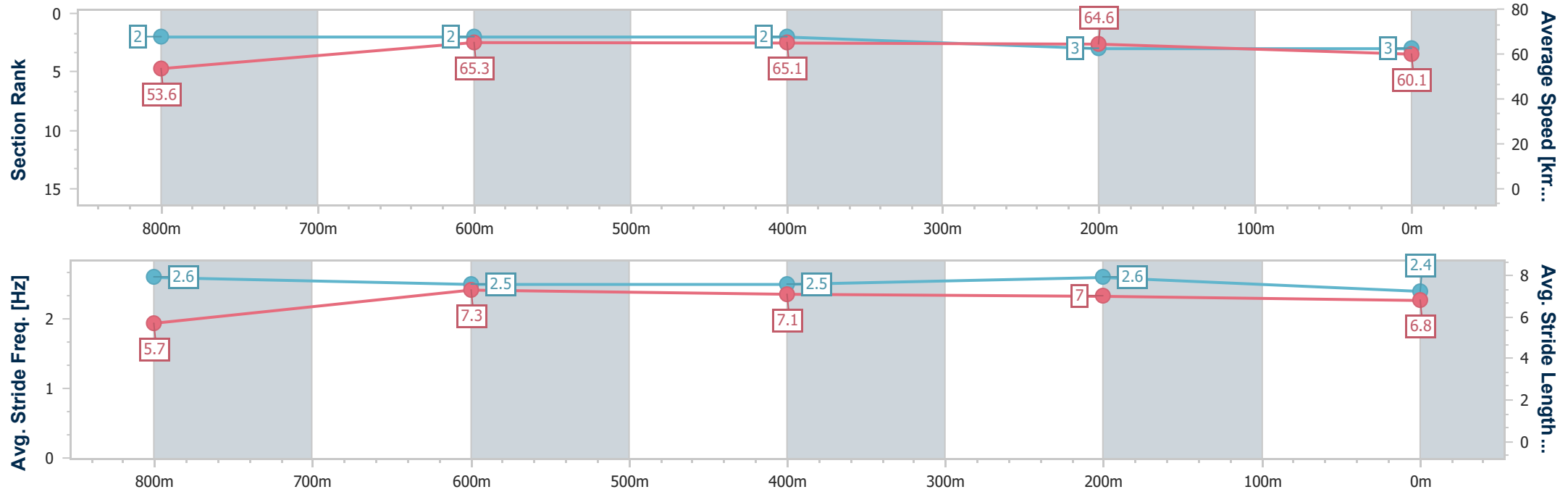
Sunshine Coast QLD Professional
Race 7: JST WILLO INVESTMENTS Fillies and Mares
BENCHMARK 58 Handicap - 1000m



23 March 2025 - 16:00

Track Rating: Soft 5, Weather: Overcast, Rail Position: +3m Entire

Section	Overall	800m	600m	400m	200m								
Section Times	0:58.96 [3] (0:13.47)	0:45.49 [2] (0:11.16)	0:34.33 [2] (0:11.21)	0:23.12 [2] (0:11.15)	0:11.97 [3] (0:11.97)								
Average Speed [km/h]	53.6	65.3	65.1	64.6	60.1								
Top Speed [km/h]	65.9	66.3	66.1	66.0	63.1								
Avg. Dist. to Rail [m]	7.5	4.0	1.9	4.6	5.6								
Avg. Stride Freq. [Hz]	2.6	2.5	2.5	2.6	2.4								
Avg. Stride Length [m]	5.7	7.3	7.1	7.0	6.8								



- [] Ranking at each section and finish
- .-.- No data available at this section
- NA No data available



Horse/Jockey Name	Miss Helmut
Final Rank	4
Fastest Section Time (Section)	0:11.12 (400m)
Top Speed [km/h] (Section)	66.7 (800m)
Race State	Finished



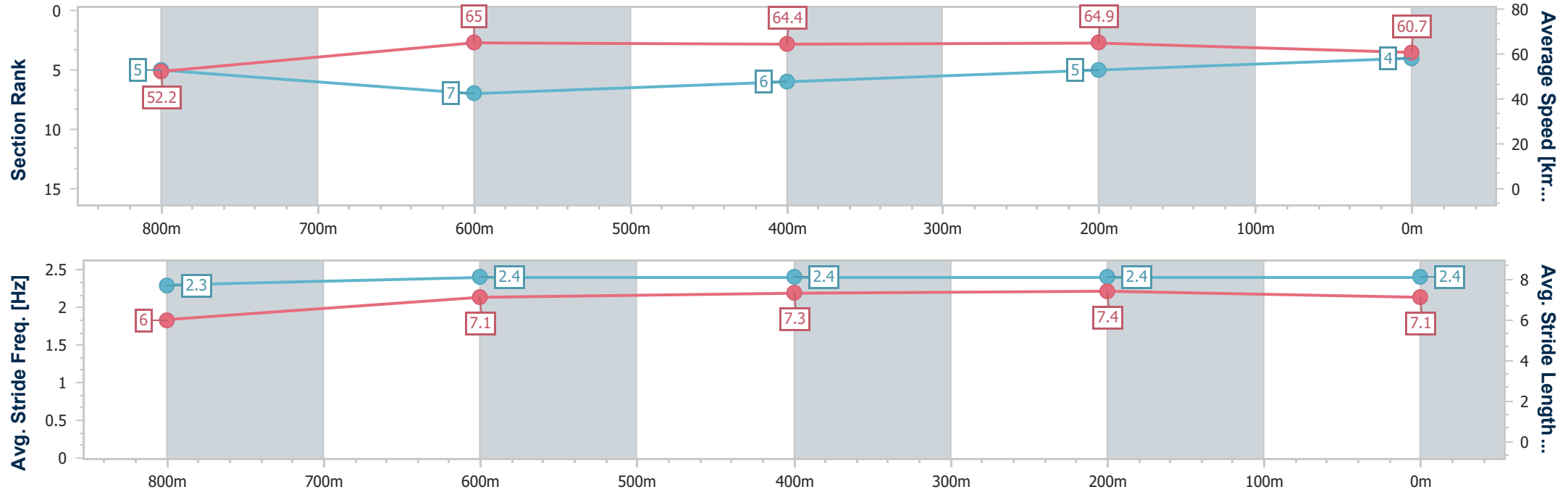
Sunshine Coast QLD Professional
Race 7: JST WILLO INVESTMENTS Fillies and Mares
BENCHMARK 58 Handicap - 1000m



23 March 2025 - 16:00

Track Rating: Soft 5, Weather: Overcast, Rail Position: +3m Entire

Section	Overall	800m	600m	400m	200m															
Section Times	0:59.15 [4] (0:13.83)	0:45.32 [5] (0:11.18)	0:34.14 [7] (0:11.18)	0:22.96 [6] (0:11.12)	0:11.84 [5] (0:11.84)															
Average Speed [km/h]	52.2	65.0	64.4	64.9	60.7															
Top Speed [km/h]	66.6	66.7	65.6	65.5	63.4															
Avg. Dist. to Rail [m]	8.9	2.5	0.8	1.5	2.6															
Avg. Stride Freq. [Hz]	2.3	2.4	2.4	2.4	2.4															
Avg. Stride Length [m]	6.0	7.1	7.3	7.4	7.1															



- [] Ranking at each section and finish
- .-.- No data available at this section
- NA No data available



Horse/Jockey Name	Mood Killer
Final Rank	5
Fastest Section Time (Section)	0:10.79 (400m)
Top Speed [km/h] (Section)	67.5 (400m)
Race State	Finished



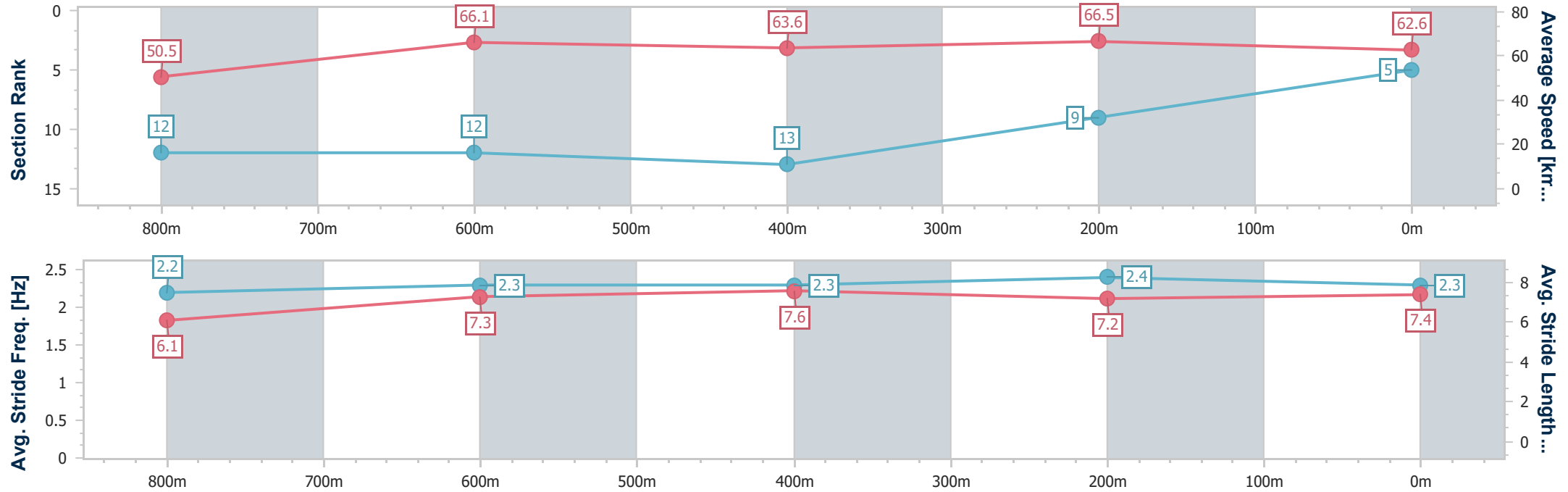
Sunshine Coast QLD Professional
Race 7: JST WILLO INVESTMENTS Fillies and Mares
BENCHMARK 58 Handicap - 1000m



23 March 2025 - 16:00

Track Rating: Soft 5, Weather: Overcast, Rail Position: +3m Entire

Section	Overall	800m	600m	400m	200m														
Section Times	0:59.17 [5] (0:14.30)	0:44.87 [12] (0:11.09)	0:33.78 [12] (0:11.48)	0:22.30 [13] (0:10.79)	0:11.51 [9] (0:11.51)														
Average Speed [km/h]	50.5	66.1	63.6	66.5	62.6														
Top Speed [km/h]	66.7	67.4	65.8	67.5	66.1														
Avg. Dist. to Rail [m]	10.3	4.4	2.0	3.9	7.6														
Avg. Stride Freq. [Hz]	2.2	2.3	2.3	2.4	2.3														
Avg. Stride Length [m]	6.1	7.3	7.6	7.2	7.4														





Horse/Jockey Name	Pacific Pirate
Final Rank	6
Fastest Section Time (Section)	0:10.92 (400m)
Top Speed [km/h] (Section)	67.2 (400m)
Race State	Finished



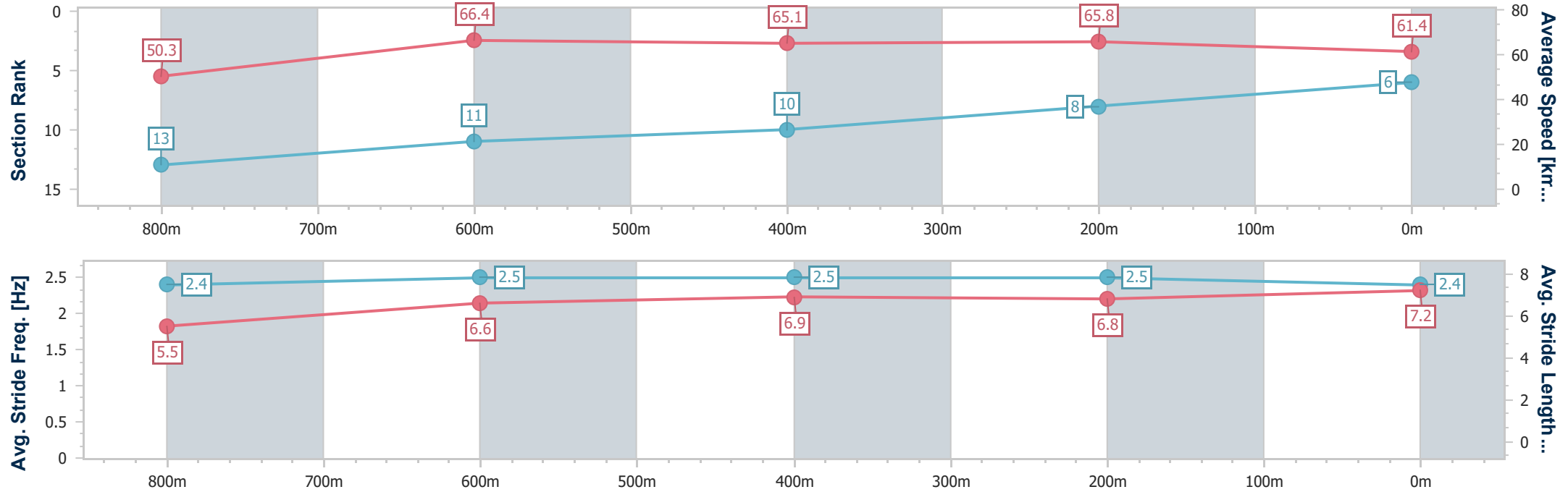
Sunshine Coast QLD Professional
Race 7: JST WILLO INVESTMENTS Fillies and Mares
BENCHMARK 58 Handicap - 1000m



23 March 2025 - 16:00

Track Rating: Soft 5, Weather: Overcast, Rail Position: +3m Entire

Section	Overall	800m	600m	400m	200m														
Section Times	0:59.27 [6] (0:14.32)	0:44.95 [13] (0:10.97)	0:33.98 [11] (0:11.32)	0:22.66 [10] (0:10.92)	0:11.74 [8] (0:11.74)														
Average Speed [km/h]	50.3	66.4	65.1	65.8	61.4														
Top Speed [km/h]	67.1	66.9	66.7	67.2	64.0														
Avg. Dist. to Rail [m]	10.5	3.3	3.4	5.2	5.3														
Avg. Stride Freq. [Hz]	2.4	2.5	2.5	2.5	2.4														
Avg. Stride Length [m]	5.5	6.6	6.9	6.8	7.2														



- [] Ranking at each section and finish
- .-.- No data available at this section
- NA No data available



Horse/Jockey Name	Beitsoo
Final Rank	7
Fastest Section Time (Section)	0:11.11 (800m)
Top Speed [km/h] (Section)	66.2 (800m)
Race State	Finished



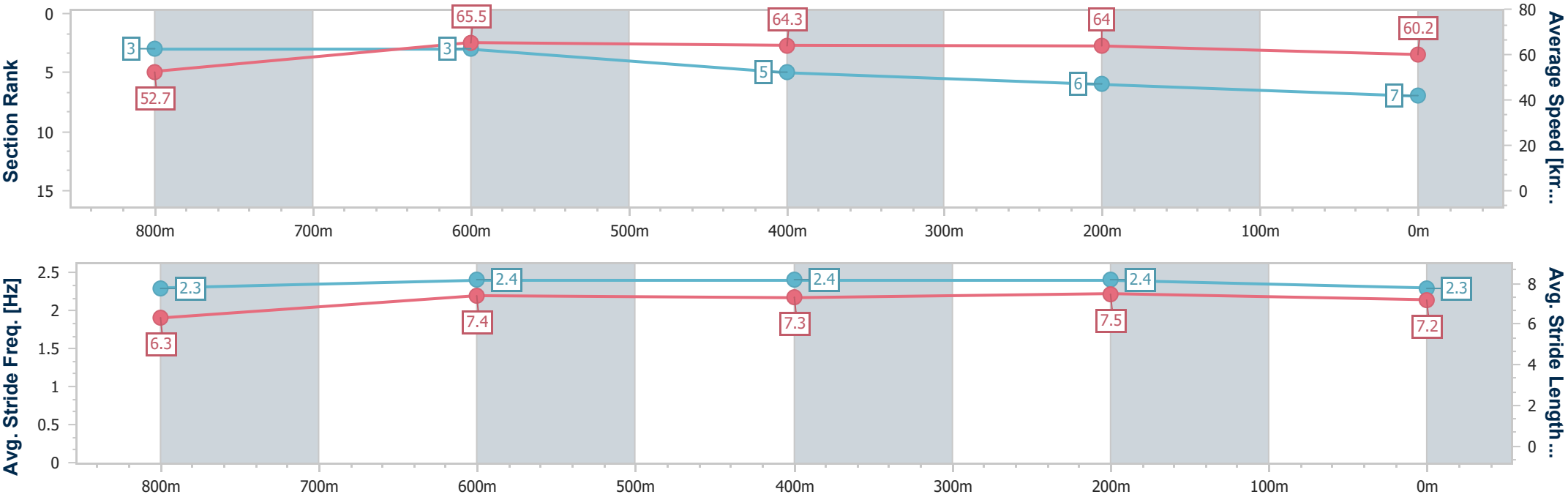
Sunshine Coast QLD Professional
Race 7: JST WILLO INVESTMENTS Fillies and Mares
BENCHMARK 58 Handicap - 1000m



23 March 2025 - 16:00

Track Rating: Soft 5, Weather: Overcast, Rail Position: +3m Entire

Section	Overall	800m	600m	400m	200m														
Section Times	0:59.30 [7] (0:13.68)	0:45.62 [3] (0:11.11)	0:34.51 [3] (0:11.33)	0:23.18 [5] (0:11.25)	0:11.93 [6] (0:11.93)														
Average Speed [km/h]	52.7	65.5	64.3	64.0	60.2														
Top Speed [km/h]	65.8	66.2	65.5	64.9	62.1														
Avg. Dist. to Rail [m]	8.2	3.3	1.6	5.0	6.7														
Avg. Stride Freq. [Hz]	2.3	2.4	2.4	2.4	2.3														
Avg. Stride Length [m]	6.3	7.4	7.3	7.5	7.2														





Horse/Jockey Name	Milagro
Final Rank	8
Fastest Section Time (Section)	0:11.05 (400m)
Top Speed [km/h] (Section)	65.9 (400m)
Race State	Finished



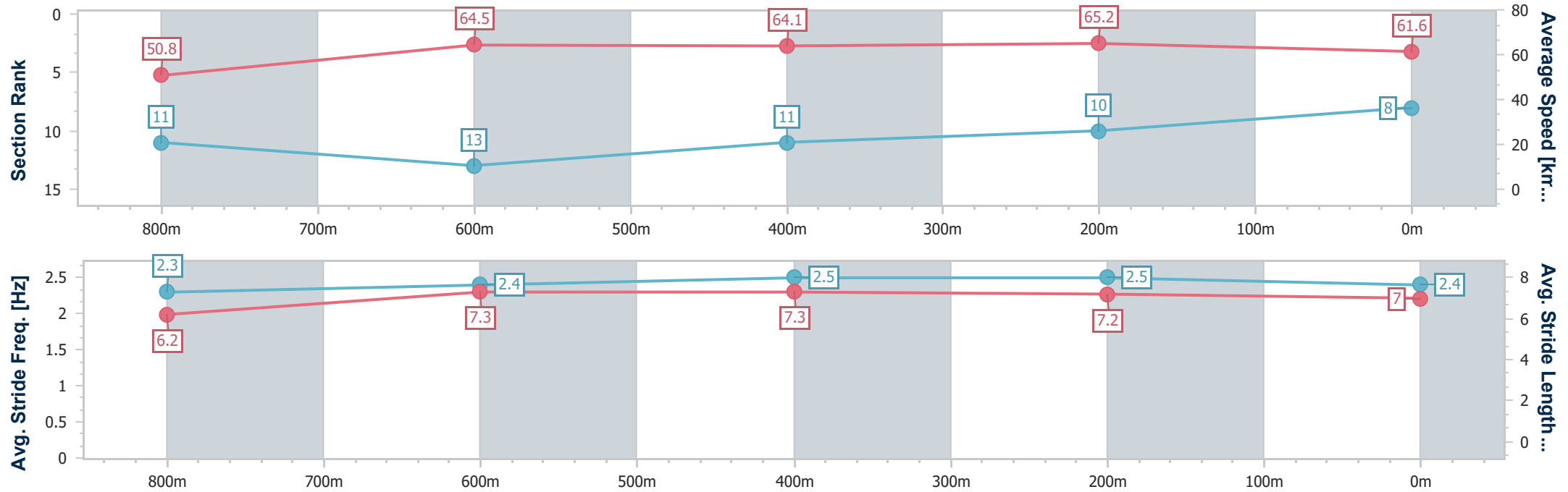
Sunshine Coast QLD Professional
Race 7: JST WILLO INVESTMENTS Fillies and Mares
BENCHMARK 58 Handicap - 1000m



23 March 2025 - 16:00

Track Rating: Soft 5, Weather: Overcast, Rail Position: +3m Entire

Section	Overall	800m	600m	400m	200m														
Section Times	0:59.40 [8] (0:14.17)	0:45.23 [11] (0:11.22)	0:34.01 [13] (0:11.26)	0:22.75 [11] (0:11.05)	0:11.70 [10] (0:11.70)														
Average Speed [km/h]	50.8	64.5	64.1	65.2	61.6														
Top Speed [km/h]	63.4	65.1	64.6	65.9	64.3														
Avg. Dist. to Rail [m]	5.9	2.1	0.9	1.2	2.4														
Avg. Stride Freq. [Hz]	2.3	2.4	2.5	2.5	2.4														
Avg. Stride Length [m]	6.2	7.3	7.3	7.2	7.0														



- [] Ranking at each section and finish
- .-.- No data available at this section
- NA No data available



Horse/Jockey Name	Kwik Az Hell
Final Rank	9
Fastest Section Time (Section)	0:11.11 (800m)
Top Speed [km/h] (Section)	66.7 (800m)
Race State	Finished



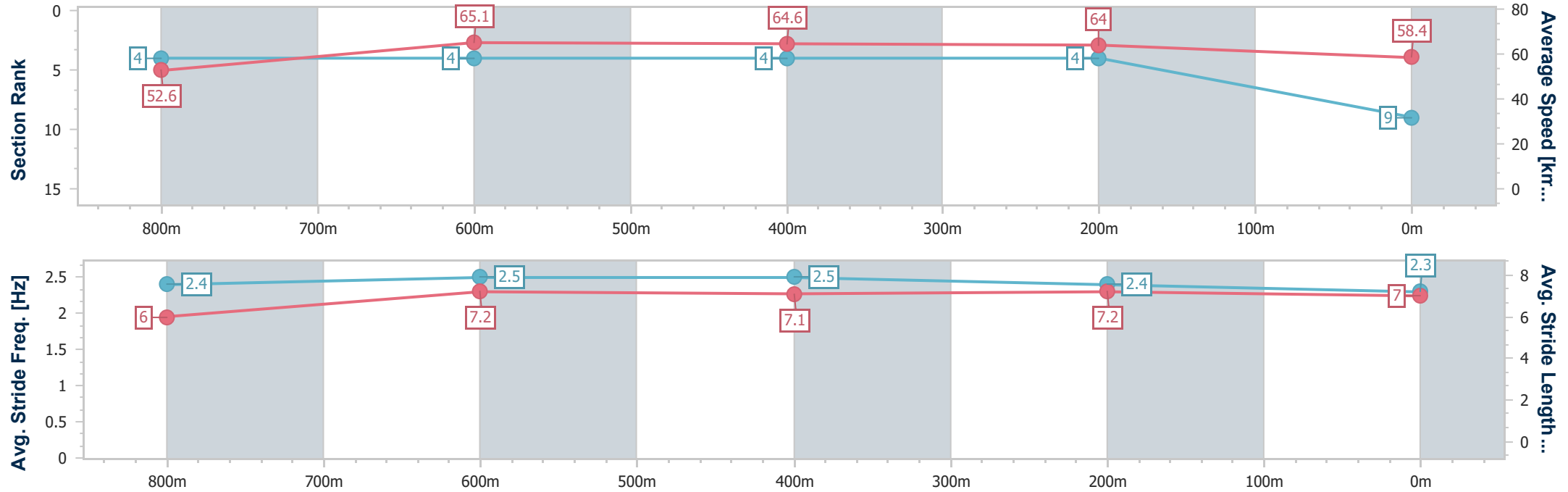
Sunshine Coast QLD Professional
Race 7: JST WILLO INVESTMENTS Fillies and Mares
BENCHMARK 58 Handicap - 1000m



23 March 2025 - 16:00

Track Rating: Soft 5, Weather: Overcast, Rail Position: +3m Entire

Section	Overall	800m	600m	400m	200m									
Section Times	0:59.59 [9] (0:13.69)	0:45.90 [4] (0:11.11)	0:34.79 [4] (0:11.20)	0:23.59 [4] (0:11.28)	0:12.31 [4] (0:12.31)									
Average Speed [km/h]	52.6	65.1	64.6	64.0	58.4									
Top Speed [km/h]	65.7	66.7	65.4	66.2	61.4									
Avg. Dist. to Rail [m]	5.7	2.5	0.5	5.1	6.1									
Avg. Stride Freq. [Hz]	2.4	2.5	2.5	2.4	2.3									
Avg. Stride Length [m]	6.0	7.2	7.1	7.2	7.0									



- [] Ranking at each section and finish
- .-.- No data available at this section
- NA No data available



Horse/Jockey Name	Victory Statement
Final Rank	10
Fastest Section Time (Section)	0:11.05 (800m)
Top Speed [km/h] (Section)	67.1 (800m)
Race State	Finished



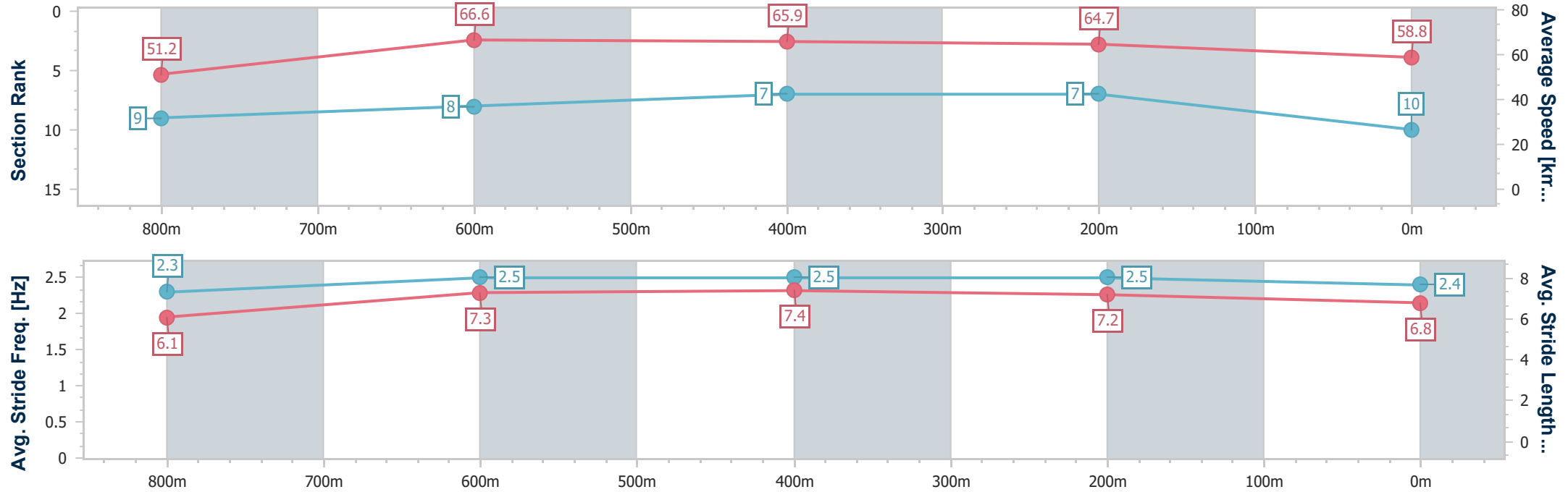
Sunshine Coast QLD Professional
Race 7: JST WILLO INVESTMENTS Fillies and Mares
BENCHMARK 58 Handicap - 1000m



23 March 2025 - 16:00

Track Rating: Soft 5, Weather: Overcast, Rail Position: +3m Entire

Section	Overall	800m	600m	400m	200m														
Section Times	0:59.66 [10] (0:14.04)	0:45.62 [9] (0:11.05)	0:34.57 [8] (0:11.18)	0:23.39 [7] (0:11.14)	0:12.25 [7] (0:12.25)														
Average Speed [km/h]	51.2	66.6	65.9	64.7	58.8														
Top Speed [km/h]	66.2	67.1	67.1	66.1	62.9														
Avg. Dist. to Rail [m]	9.6	5.2	3.6	7.6	9.2														
Avg. Stride Freq. [Hz]	2.3	2.5	2.5	2.5	2.4														
Avg. Stride Length [m]	6.1	7.3	7.4	7.2	6.8														



- [] Ranking at each section and finish
- .-.- No data available at this section
- NA No data available



Horse/Jockey Name	Half Moon Roo
Final Rank	11
Fastest Section Time (Section)	0:11.10 (800m)
Top Speed [km/h] (Section)	67.3 (800m)
Race State	Finished



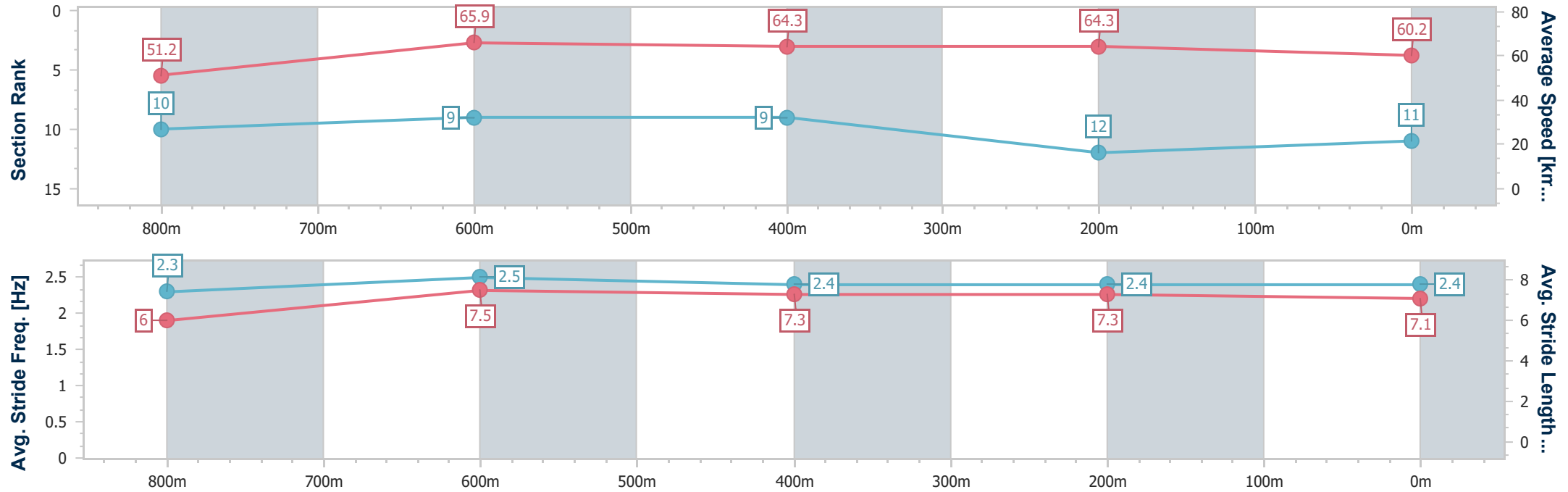
Sunshine Coast QLD Professional
Race 7: JST WILLO INVESTMENTS Fillies and Mares
BENCHMARK 58 Handicap - 1000m



23 March 2025 - 16:00

Track Rating: Soft 5, Weather: Overcast, Rail Position: +3m Entire

Section	Overall	800m	600m	400m	200m										
Section Times	0:59.76 [11] (0:14.04)	0:45.72 [10] (0:11.10)	0:34.62 [9] (0:11.46)	0:23.16 [9] (0:11.20)	0:11.96 [12] (0:11.96)										
Average Speed [km/h]	51.2	65.9	64.3	64.3	60.2										
Top Speed [km/h]	66.7	67.3	65.9	66.1	62.7										
Avg. Dist. to Rail [m]	6.9	3.8	3.9	4.5	6.5										
Avg. Stride Freq. [Hz]	2.3	2.5	2.4	2.4	2.4										
Avg. Stride Length [m]	6.0	7.5	7.3	7.3	7.1										



- [] Ranking at each section and finish
- .-.- No data available at this section
- NA No data available



Horse/Jockey Name	Ezeiza
Final Rank	12
Fastest Section Time (Section)	0:10.89 (800m)
Top Speed [km/h] (Section)	69.1 (800m)
Race State	Finished



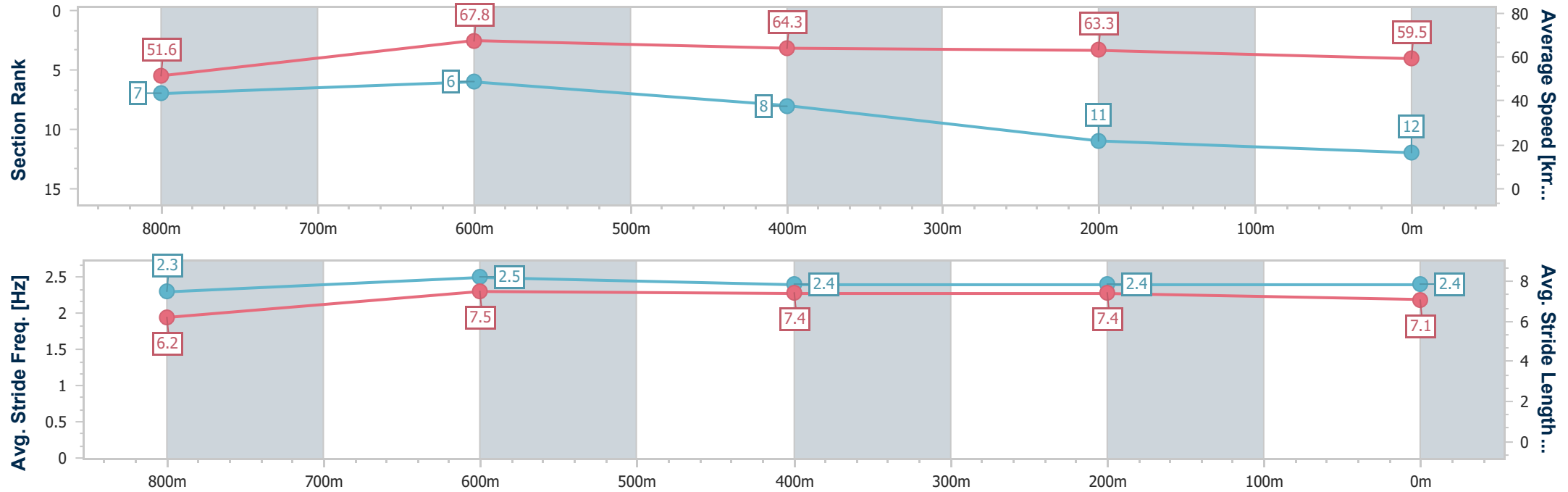
Sunshine Coast QLD Professional
Race 7: JST WILLO INVESTMENTS Fillies and Mares
BENCHMARK 58 Handicap - 1000m



23 March 2025 - 16:00

Track Rating: Soft 5, Weather: Overcast, Rail Position: +3m Entire

Section	Overall	800m	600m	400m	200m										
Section Times	0:59.79 [12] (0:13.95)	0:45.84 [7] (0:10.89)	0:34.95 [6] (0:11.50)	0:23.45 [8] (0:11.37)	0:12.08 [11] (0:12.08)										
Average Speed [km/h]	51.6	67.8	64.3	63.3	59.5										
Top Speed [km/h]	68.6	69.1	65.2	64.9	63.4										
Avg. Dist. to Rail [m]	15.1	6.6	4.5	8.2	10.9										
Avg. Stride Freq. [Hz]	2.3	2.5	2.4	2.4	2.4										
Avg. Stride Length [m]	6.2	7.5	7.4	7.4	7.1										



- [] Ranking at each section and finish
- .-.- No data available at this section
- NA No data available



Horse/Jockey Name	Little Miss Belle
Final Rank	13
Fastest Section Time (Section)	0:11.22 (400m)
Top Speed [km/h] (Section)	67.7 (800m)
Race State	Finished



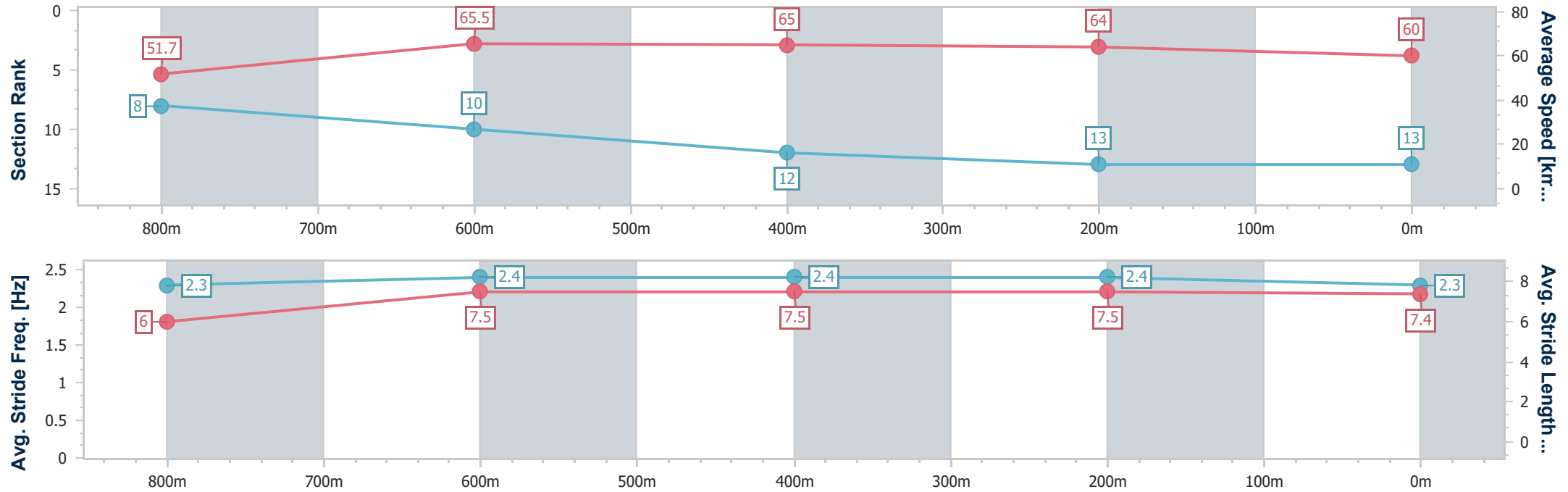
Sunshine Coast QLD Professional
Race 7: JST WILLO INVESTMENTS Fillies and Mares
BENCHMARK 58 Handicap - 1000m



23 March 2025 - 16:00

Track Rating: Soft 5, Weather: Overcast, Rail Position: +3m Entire

Section	Overall	800m	600m	400m	200m										
Section Times	0:59.93 [13] (0:13.99)	0:45.94 [8] (0:11.23)	0:34.71 [10] (0:11.46)	0:23.25 [12] (0:11.22)	0:12.03 [13] (0:12.03)										
Average Speed [km/h]	51.7	65.5	65.0	64.0	60.0										
Top Speed [km/h]	66.6	67.7	67.1	65.8	62.5										
Avg. Dist. to Rail [m]	12.1	6.3	5.4	6.6	7.0										
Avg. Stride Freq. [Hz]	2.3	2.4	2.4	2.4	2.3										
Avg. Stride Length [m]	6.0	7.5	7.5	7.5	7.4										



- [] Ranking at each section and finish
- .-.- No data available at this section
- NA No data available



Sunshine Coast QLD Professional

Race 8: TAB Colts, Geldings and Entires BENCHMARK 58 Handicap - 1000m

23 March 2025 - 16:41



Track Rating: Soft 5, Weather: Overcast, Rail Position: +3m Entire

Section						Overall	800m	600m	400m	200m			Last 600m
Field Times						0:58.85 (0:13.50)	0:45.35 (0:10.99)	0:34.36 (0:11.13)	0:23.23 (0:11.26)	0:11.97 (0:11.97)			0:34.36
Rank	TAB	Horse/Jockey	Barrier	Top Speed [km/h]	Fastest Section						Margin		Distance Travelled [m]
1	15	SIR MAURICE	13	68.1	0:10.69	0:58.85 [1]	0:44.55 [13]	0:33.30 [13]	0:22.06 [13]	0:11.37 [9]	0:58.85	0:33.30	
		Damien Thornton		400m	400m	(0:14.30)	(0:11.25)	(0:11.24)	(0:10.69)	(0:11.37)			
2	4	GOLD FEVER	12	68.4	0:10.76	0:58.94 [2]	0:45.06 [8]	0:33.73 [10]	0:22.58 [10]	0:11.82 [4]	0.4L	0:33.73	+2
		Nikita Beriman		400m	400m	(0:13.88)	(0:11.33)	(0:11.15)	(0:10.76)	(0:11.82)			
3	12	MR POLAR	10	68.5	0:10.92	0:59.07 [3]	0:45.23 [6]	0:34.21 [5]	0:23.29 [3]	0:12.19 [1]	0.9L	0:34.21	+1
		Brodie Moffat		600m	600m	(0:13.84)	(0:11.02)	(0:10.92)	(0:11.10)	(0:12.19)			
4	10	WHISKEY AND BEER	3	66.3	0:11.07	0:59.19 [4]	0:45.22 [10]	0:33.98 [9]	0:22.91 [9]	0:11.83 [8]	1.4L	0:33.98	-4
		Robbie Dolan		600m	600m	(0:13.97)	(0:11.24)	(0:11.07)	(0:11.08)	(0:11.83)			
5	7	ZUETORO	6	67.1	0:11.09	0:59.24 [5]	0:45.46 [4]	0:34.37 [6]	0:23.08 [6]	0:11.99 [6]	1.6L	0:34.37	+0
		Jace McMurray		600m	800m	(0:13.78)	(0:11.09)	(0:11.29)	(0:11.09)	(0:11.99)			
6	11	FLUDWAY	1	66.3	0:11.01	0:59.32 [6]	0:45.50 [5]	0:34.49 [3]	0:23.45 [4]	0:12.16 [5]	1.9L	0:34.49	-5
		Micheal Hellyer		800m	800m	(0:13.82)	(0:11.01)	(0:11.04)	(0:11.29)	(0:12.16)			
7	1	MASTERPLAN	9	67.9	0:11.08	0:59.37 [7]	0:45.50 [7]	0:34.38 [7]	0:23.17 [7]	0:12.09 [7]	2.1L	0:34.38	-1
		Corey Sutherland		400m	400m	(0:13.87)	(0:11.12)	(0:11.21)	(0:11.08)	(0:12.09)			
8	8	CURRY LEGEND	2	67.1	0:10.94	0:59.59 [8]	0:46.04 [2]	0:35.10 [1]	0:23.97 [1]	0:12.60 [3]	3.4L	0:35.10	-4
		Montana Philpot		800m	800m	(0:13.55)	(0:10.94)	(0:11.13)	(0:11.37)	(0:12.60)			
9	9	HUSSON'S REVENGE	11	67.0	0:11.00	0:59.61 [9]	0:45.57 [11]	0:34.20 [12]	0:22.93 [12]	0:11.93 [12]	3.5L	0:34.20	+1
		Mark Du Plessis		400m	400m	(0:14.04)	(0:11.37)	(0:11.27)	(0:11.00)	(0:11.93)			
10	13	SPICY DUCK	4	66.7	0:11.02	0:59.73 [10]	0:46.23 [1]	0:35.21 [2]	0:24.11 [1]	0:12.78 [2]	4L	0:35.21	-4
		Madeleine Wishart		800m	800m	(0:13.50)	(0:11.02)	(0:11.10)	(0:11.33)	(0:12.78)			

Scratched: Don't Be Dramatic (#5), Mighty Judd (#6), Limero (#2)

Report Created: Sun 23 March 2025 16:54 GMT+10 (Note: Timing is based on position data)

Page 1/16

[] Ranking at each section and finish
-:-:- No data available at this section
NA No data available

SCN Saddle cloth number
DNF Did not finish
DNT Did not track

data processed by TRIPLESDATA



Sunshine Coast QLD Professional
Race 8: TAB Colts, Geldings and Entires BENCHMARK 58 Handicap -
1000m

23 March 2025 - 16:41



Track Rating: Soft 5, Weather: Overcast, Rail Position: +3m Entire

Section						Overall	800m	600m	400m	200m			
Field Times						0:58.85 (0:13.50)	0:45.35 (0:10.99)	0:34.36 (0:11.13)	0:23.23 (0:11.26)	0:11.97 (0:11.97)	Last 600m 0:34.36		
Rank	TAB	Horse/Jockey	Barrier	Top Speed [km/h]	Fastest Section							Margin	Distance Travelled [m]
11	3	PRIMARY WITNESS	14	66.6	0:11.03	0:59.83 [11]	0:45.32 [14]	0:34.08 [14]	0:22.90 [14]	0:11.87 [14]	4.5L	0:34.08	-5
		Amy Graham		400m	400m	(0:14.51)	(0:11.24)	(0:11.18)	(0:11.03)	(0:11.87)			
12	14	ASTERN VILLA	8	65.6	0:11.12	0:59.86 [12]	0:45.73 [12]	0:34.48 [11]	0:23.36 [11]	0:12.15 [13]	4.7L	0:34.48	-4
		Adam Sewell		800m	600m	(0:14.13)	(0:11.25)	(0:11.12)	(0:11.21)	(0:12.15)			
13	16	OBLIVION	7	66.3	0:11.14	1:00.12 [13]	0:46.19 [9]	0:34.99 [8]	0:23.85 [8]	0:12.52 [10]	6.2L	0:34.99	-2
		Nathan Thomas		800m	600m	(0:13.93)	(0:11.20)	(0:11.14)	(0:11.33)	(0:12.52)			
14	17	HARCASION	5	66.9	0:11.14	1:00.46 [14]	0:46.75 [3]	0:35.61 [4]	0:24.34 [5]	0:12.85 [11]	8L	0:35.61	-3
		Erin Molloy		800m	800m	(0:13.71)	(0:11.14)	(0:11.27)	(0:11.49)	(0:12.85)			

Scratched: Don't Be Dramatic (#5), Mighty Judd (#6), Limero (#2)



Horse/Jockey Name	Sir Maurice
Final Rank	1
Fastest Section Time (Section)	0:10.69 (400m)
Top Speed [km/h] (Section)	68.1 (400m)
Race State	Finished

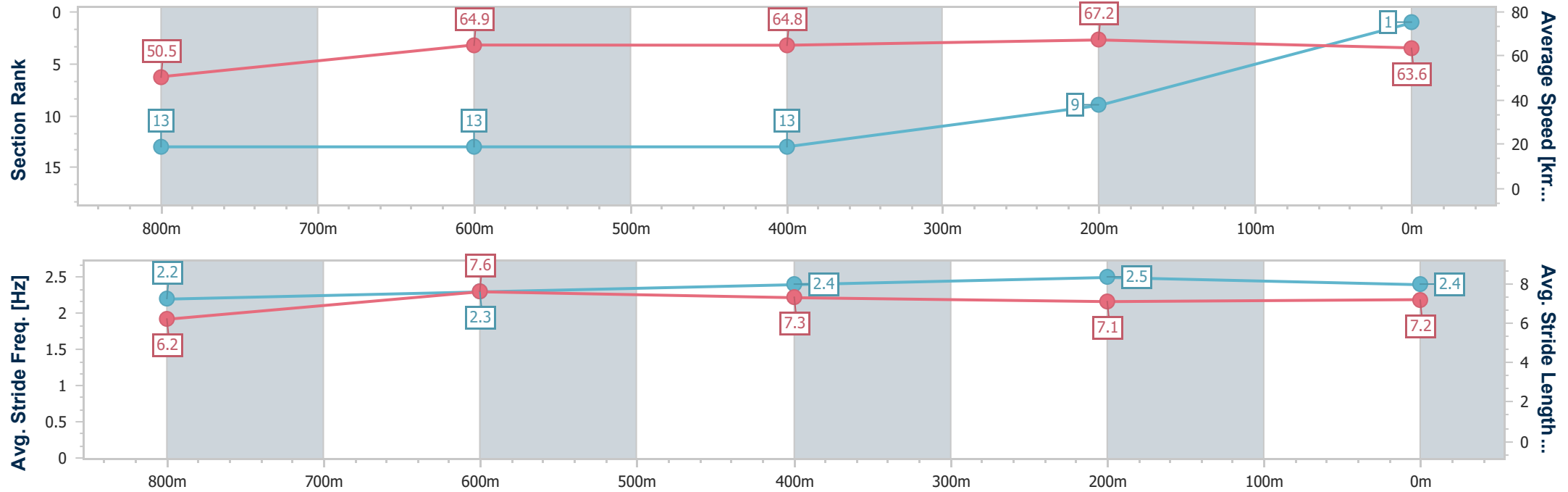


Sunshine Coast QLD Professional
Race 8: TAB Colts, Geldings and Entires BENCHMARK 58
Handicap - 1000m
23 March 2025 - 16:41



Track Rating: Soft 5, Weather: Overcast, Rail Position: +3m Entire

Section	Overall	800m	600m	400m	200m										
Section Times	0:58.85 [1] (0:14.30)	0:44.55 [13] (0:11.25)	0:33.30 [13] (0:11.24)	0:22.06 [13] (0:10.69)	0:11.37 [9] (0:11.37)										
Average Speed [km/h]	50.5	64.9	64.8	67.2	63.6										
Top Speed [km/h]	64.1	65.3	65.8	68.1	67.0										
Avg. Dist. to Rail [m]	13.8	4.5	1.8	6.2	8.3										
Avg. Stride Freq. [Hz]	2.2	2.3	2.4	2.5	2.4										
Avg. Stride Length [m]	6.2	7.6	7.3	7.1	7.2										





Horse/Jockey Name	Gold Fever
Final Rank	2
Fastest Section Time (Section)	0:10.76 (400m)
Top Speed [km/h] (Section)	68.4 (400m)
Race State	Finished



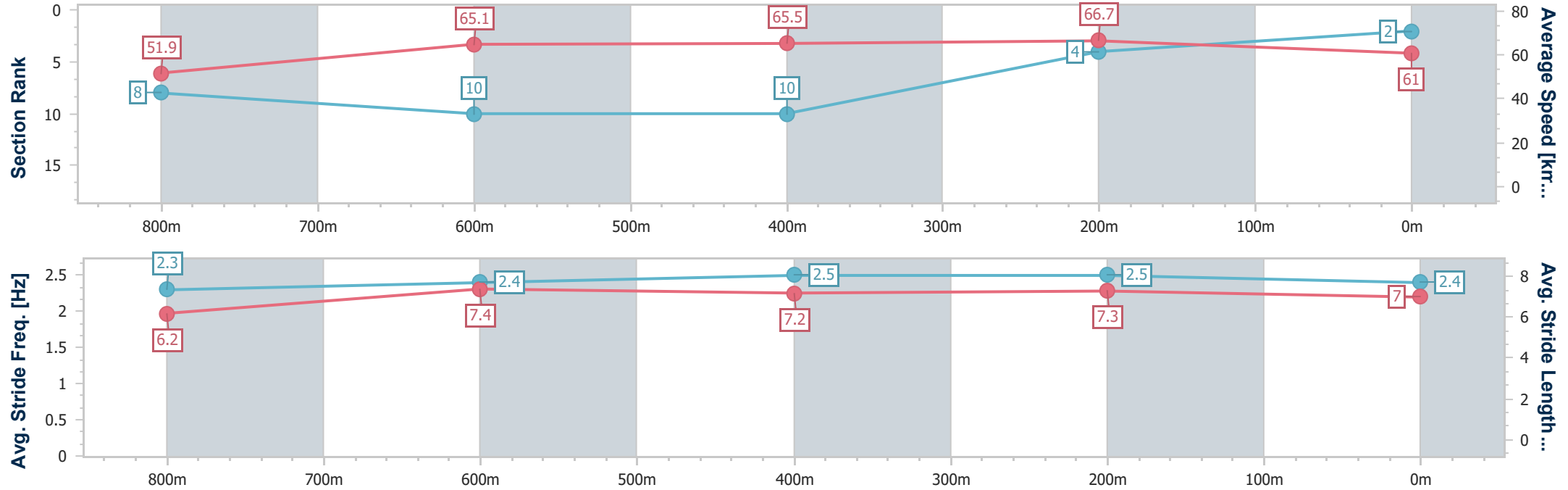
Sunshine Coast QLD Professional
Race 8: TAB Colts, Geldings and Entires BENCHMARK 58
Handicap - 1000m



23 March 2025 - 16:41

Track Rating: Soft 5, Weather: Overcast, Rail Position: +3m Entire

Section	Overall	800m	600m	400m	200m										
Section Times	0:58.94 [2] (0:13.88)	0:45.06 [8] (0:11.33)	0:33.73 [10] (0:11.15)	0:22.58 [10] (0:10.76)	0:11.82 [4] (0:11.82)										
Average Speed [km/h]	51.9	65.1	65.5	66.7	61.0										
Top Speed [km/h]	64.4	66.2	68.0	68.4	64.2										
Avg. Dist. to Rail [m]	13.5	6.3	2.4	5.7	5.3										
Avg. Stride Freq. [Hz]	2.3	2.4	2.5	2.5	2.4										
Avg. Stride Length [m]	6.2	7.4	7.2	7.3	7.0										



- [] Ranking at each section and finish
- .-.- No data available at this section
- NA No data available



Horse/Jockey Name	Mr Polar
Final Rank	3
Fastest Section Time (Section)	0:10.92 (600m)
Top Speed [km/h] (Section)	68.5 (600m)
Race State	Finished



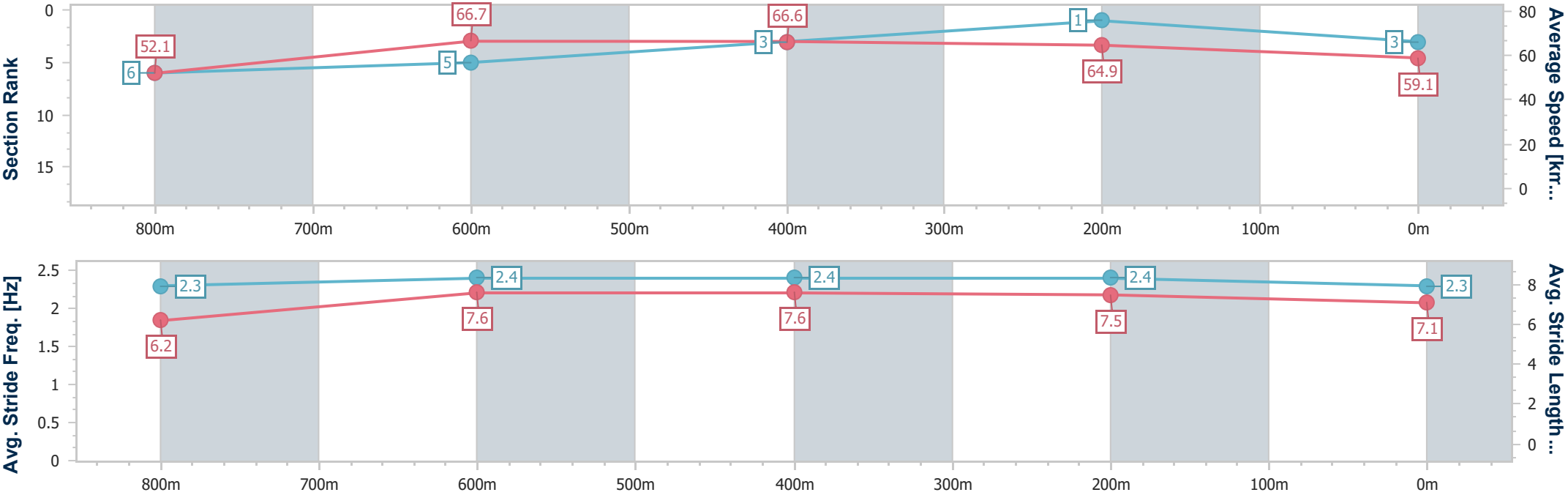
Sunshine Coast QLD Professional
Race 8: TAB Colts, Geldings and Entires BENCHMARK 58
Handicap - 1000m



23 March 2025 - 16:41

Track Rating: Soft 5, Weather: Overcast, Rail Position: +3m Entire

Section	Overall	800m	600m	400m	200m										
Section Times	0:59.07 [3] (0:13.84)	0:45.23 [6] (0:11.02)	0:34.21 [5] (0:10.92)	0:23.29 [3] (0:11.10)	0:12.19 [1] (0:12.19)										
Average Speed [km/h]	52.1	66.7	66.6	64.9	59.1										
Top Speed [km/h]	65.5	67.9	68.5	66.3	63.0										
Avg. Dist. to Rail [m]	11.2	5.8	2.0	3.4	3.4										
Avg. Stride Freq. [Hz]	2.3	2.4	2.4	2.4	2.3										
Avg. Stride Length [m]	6.2	7.6	7.6	7.5	7.1										



- [] Ranking at each section and finish
- .-.- No data available at this section
- NA No data available



Horse/Jockey Name	Whiskey And Beer
Final Rank	4
Fastest Section Time (Section)	0:11.07 (600m)
Top Speed [km/h] (Section)	66.3 (600m)
Race State	Finished

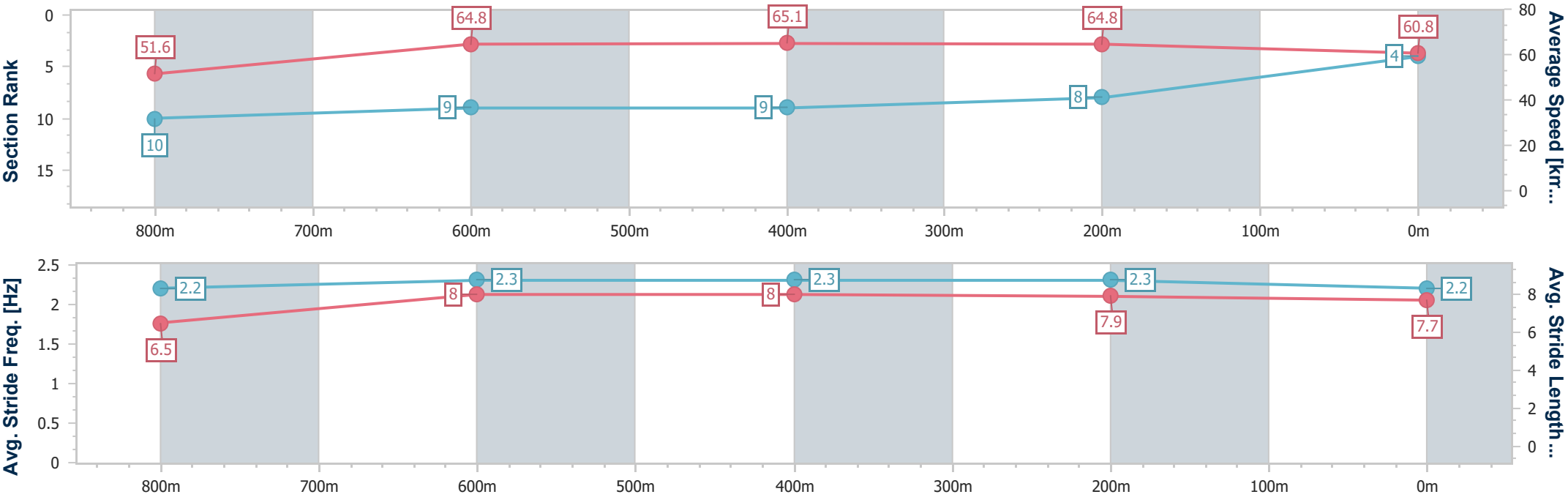


Sunshine Coast QLD Professional
Race 8: TAB Colts, Geldings and Entires BENCHMARK 58
Handicap - 1000m
23 March 2025 - 16:41



Track Rating: Soft 5, Weather: Overcast, Rail Position: +3m Entire

Section	Overall	800m	600m	400m	200m														
Section Times	0:59.19 [4] (0:13.97)	0:45.22 [10] (0:11.24)	0:33.98 [9] (0:11.07)	0:22.91 [9] (0:11.08)	0:11.83 [8] (0:11.83)														
Average Speed [km/h]	51.6	64.8	65.1	64.8	60.8														
Top Speed [km/h]	65.3	65.5	66.3	65.9	64.1														
Avg. Dist. to Rail [m]	6.2	3.2	0.5	0.4	1.4														
Avg. Stride Freq. [Hz]	2.2	2.3	2.3	2.3	2.2														
Avg. Stride Length [m]	6.5	8.0	8.0	7.9	7.7														





Horse/Jockey Name	Zuetoro
Final Rank	5
Fastest Section Time (Section)	0:11.09 (800m)
Top Speed [km/h] (Section)	67.1 (600m)
Race State	Finished



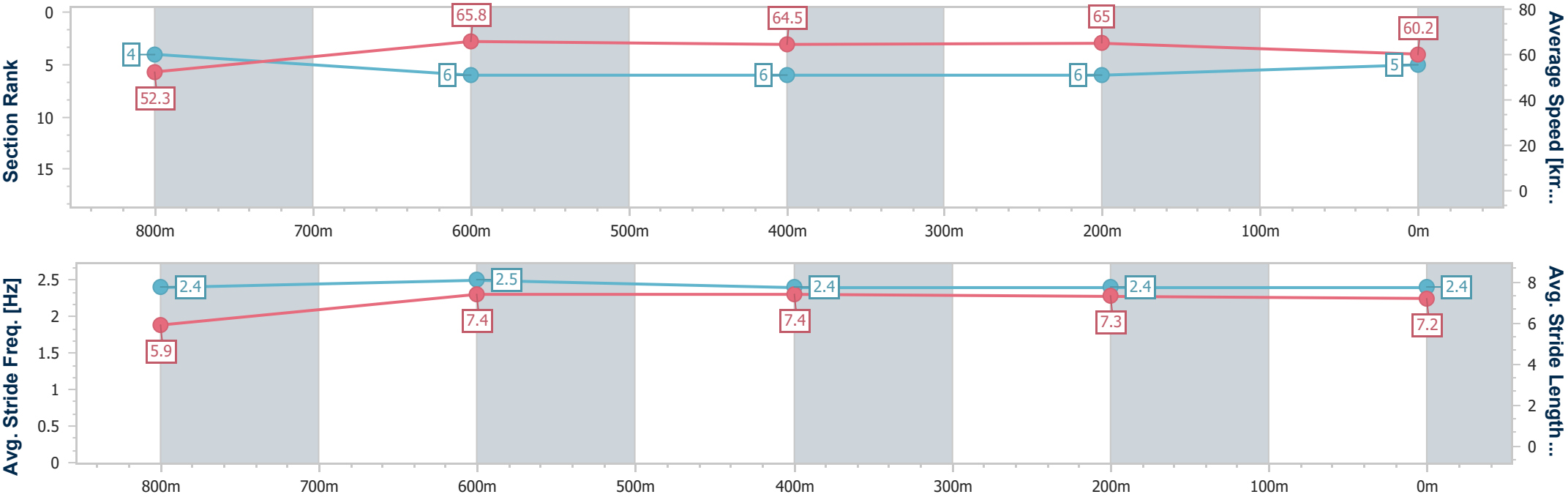
Sunshine Coast QLD Professional
Race 8: TAB Colts, Geldings and Entires BENCHMARK 58
Handicap - 1000m



23 March 2025 - 16:41

Track Rating: Soft 5, Weather: Overcast, Rail Position: +3m Entire

Section	Overall	800m	600m	400m	200m														
Section Times	0:59.24 [5] (0:13.78)	0:45.46 [4] (0:11.09)	0:34.37 [6] (0:11.29)	0:23.08 [6] (0:11.09)	0:11.99 [6] (0:11.99)														
Average Speed [km/h]	52.3	65.8	64.5	65.0	60.2														
Top Speed [km/h]	65.2	66.9	67.1	66.4	64.0														
Avg. Dist. to Rail [m]	9.0	4.4	2.2	3.7	4.7														
Avg. Stride Freq. [Hz]	2.4	2.5	2.4	2.4	2.4														
Avg. Stride Length [m]	5.9	7.4	7.4	7.3	7.2														





Horse/Jockey Name	Fludway
Final Rank	6
Fastest Section Time (Section)	0:11.01 (800m)
Top Speed [km/h] (Section)	66.3 (800m)
Race State	Finished

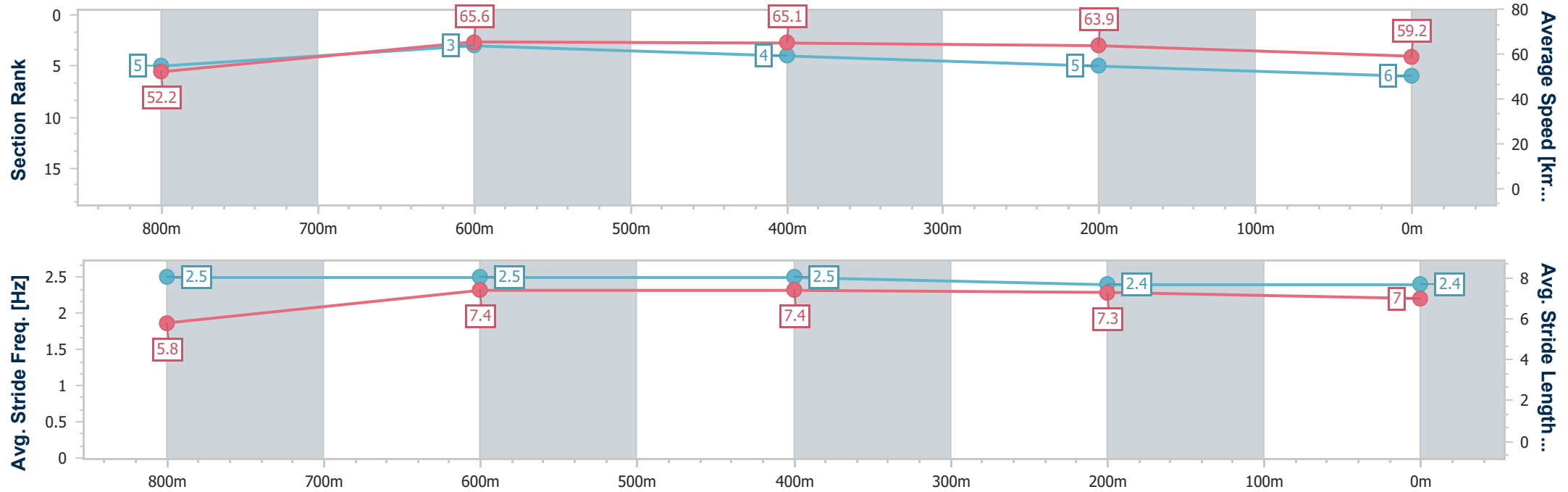


Sunshine Coast QLD Professional
Race 8: TAB Colts, Geldings and Entires BENCHMARK 58
Handicap - 1000m
23 March 2025 - 16:41



Track Rating: Soft 5, Weather: Overcast, Rail Position: +3m Entire

Section	Overall	800m	600m	400m	200m										
Section Times	0:59.32 [6] (0:13.82)	0:45.50 [5] (0:11.01)	0:34.49 [3] (0:11.04)	0:23.45 [4] (0:11.29)	0:12.16 [5] (0:12.16)										
Average Speed [km/h]	52.2	65.6	65.1	63.9	59.2										
Top Speed [km/h]	65.9	66.3	66.2	64.9	62.2										
Avg. Dist. to Rail [m]	3.9	1.9	0.3	2.0	3.5										
Avg. Stride Freq. [Hz]	2.5	2.5	2.5	2.4	2.4										
Avg. Stride Length [m]	5.8	7.4	7.4	7.3	7.0										





Horse/Jockey Name	Masterplan
Final Rank	7
Fastest Section Time (Section)	0:11.08 (400m)
Top Speed [km/h] (Section)	67.9 (400m)
Race State	Finished

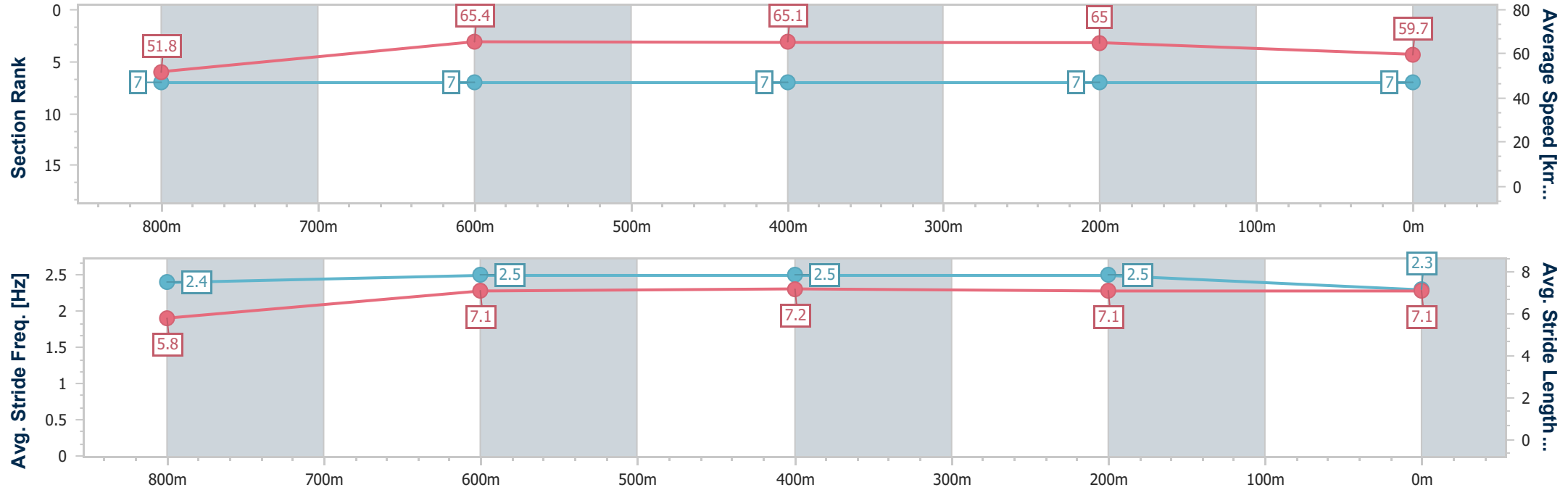


Sunshine Coast QLD Professional
Race 8: TAB Colts, Geldings and Entires BENCHMARK 58
Handicap - 1000m
23 March 2025 - 16:41



Track Rating: Soft 5, Weather: Overcast, Rail Position: +3m Entire

Section	Overall	800m	600m	400m	200m										
Section Times	0:59.37 [7] (0:13.87)	0:45.50 [7] (0:11.12)	0:34.38 [7] (0:11.21)	0:23.17 [7] (0:11.08)	0:12.09 [7] (0:12.09)										
Average Speed [km/h]	51.8	65.4	65.1	65.0	59.7										
Top Speed [km/h]	65.1	65.9	67.2	67.9	62.5										
Avg. Dist. to Rail [m]	9.5	2.9	2.3	5.8	7.2										
Avg. Stride Freq. [Hz]	2.4	2.5	2.5	2.5	2.3										
Avg. Stride Length [m]	5.8	7.1	7.2	7.1	7.1										



- [] Ranking at each section and finish
- .-.- No data available at this section
- NA No data available



Horse/Jockey Name	Curry Legend
Final Rank	8
Fastest Section Time (Section)	0:10.94 (800m)
Top Speed [km/h] (Section)	67.1 (800m)
Race State	Finished

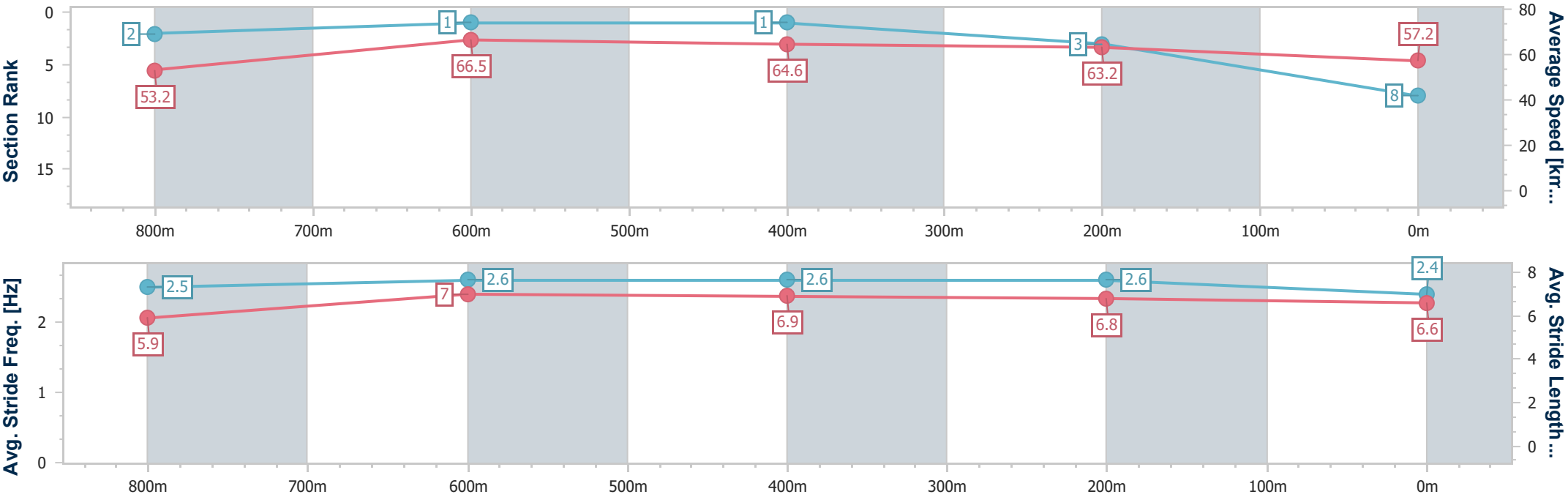


Sunshine Coast QLD Professional
Race 8: TAB Colts, Geldings and Entires BENCHMARK 58
Handicap - 1000m
23 March 2025 - 16:41



Track Rating: Soft 5, Weather: Overcast, Rail Position: +3m Entire

Section	Overall	800m	600m	400m	200m									
Section Times	0:59.59 [8] (0:13.55)	0:46.04 [2] (0:10.94)	0:35.10 [1] (0:11.13)	0:23.97 [1] (0:11.37)	0:12.60 [3] (0:12.60)									
Average Speed [km/h]	53.2	66.5	64.6	63.2	57.2									
Top Speed [km/h]	66.0	67.1	66.0	64.7	61.7									
Avg. Dist. to Rail [m]	4.9	2.1	0.7	1.0	1.0									
Avg. Stride Freq. [Hz]	2.5	2.6	2.6	2.6	2.4									
Avg. Stride Length [m]	5.9	7.0	6.9	6.8	6.6									





Horse/Jockey Name	Husson's Revenge
Final Rank	9
Fastest Section Time (Section)	0:11.00 (400m)
Top Speed [km/h] (Section)	67.0 (400m)
Race State	Finished

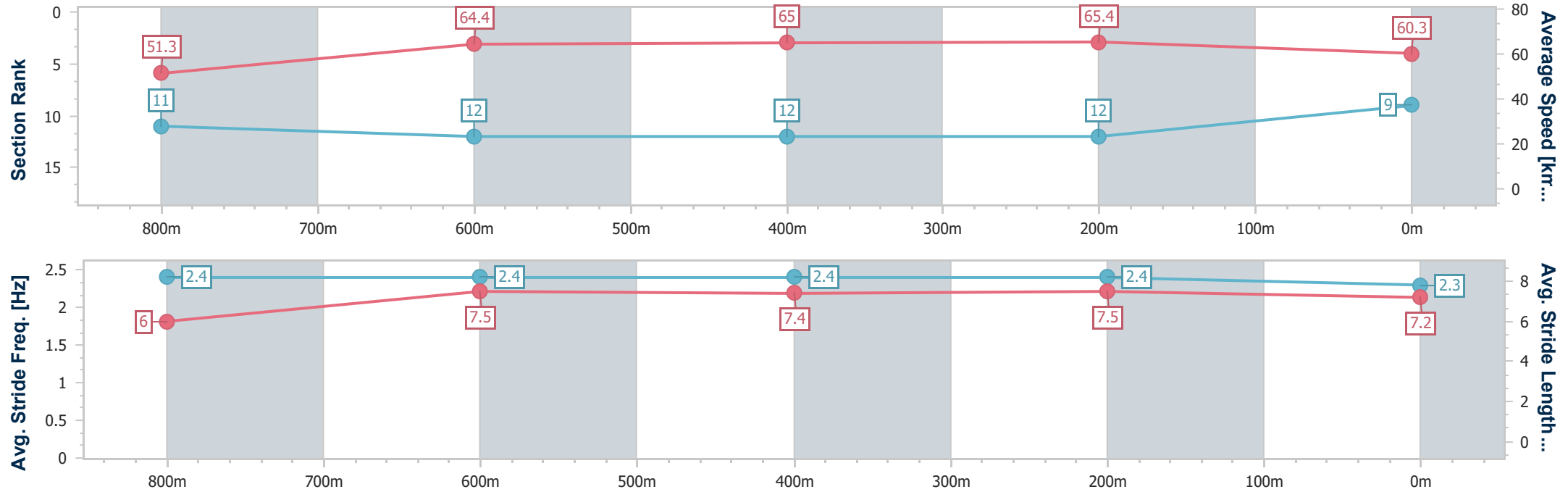


Sunshine Coast QLD Professional
Race 8: TAB Colts, Geldings and Entires BENCHMARK 58
Handicap - 1000m
23 March 2025 - 16:41



Track Rating: Soft 5, Weather: Overcast, Rail Position: +3m Entire

Section	Overall	800m	600m	400m	200m														
Section Times	0:59.61 [9] (0:14.04)	0:45.57 [11] (0:11.37)	0:34.20 [12] (0:11.27)	0:22.93 [12] (0:11.00)	0:11.93 [12] (0:11.93)														
Average Speed [km/h]	51.3	64.4	65.0	65.4	60.3														
Top Speed [km/h]	64.4	65.1	65.6	67.0	63.9														
Avg. Dist. to Rail [m]	12.1	5.0	3.0	5.5	6.1														
Avg. Stride Freq. [Hz]	2.4	2.4	2.4	2.4	2.3														
Avg. Stride Length [m]	6.0	7.5	7.4	7.5	7.2														





Horse/Jockey Name	Spicy Duck
Final Rank	10
Fastest Section Time (Section)	0:11.02 (800m)
Top Speed [km/h] (Section)	66.7 (800m)
Race State	Finished

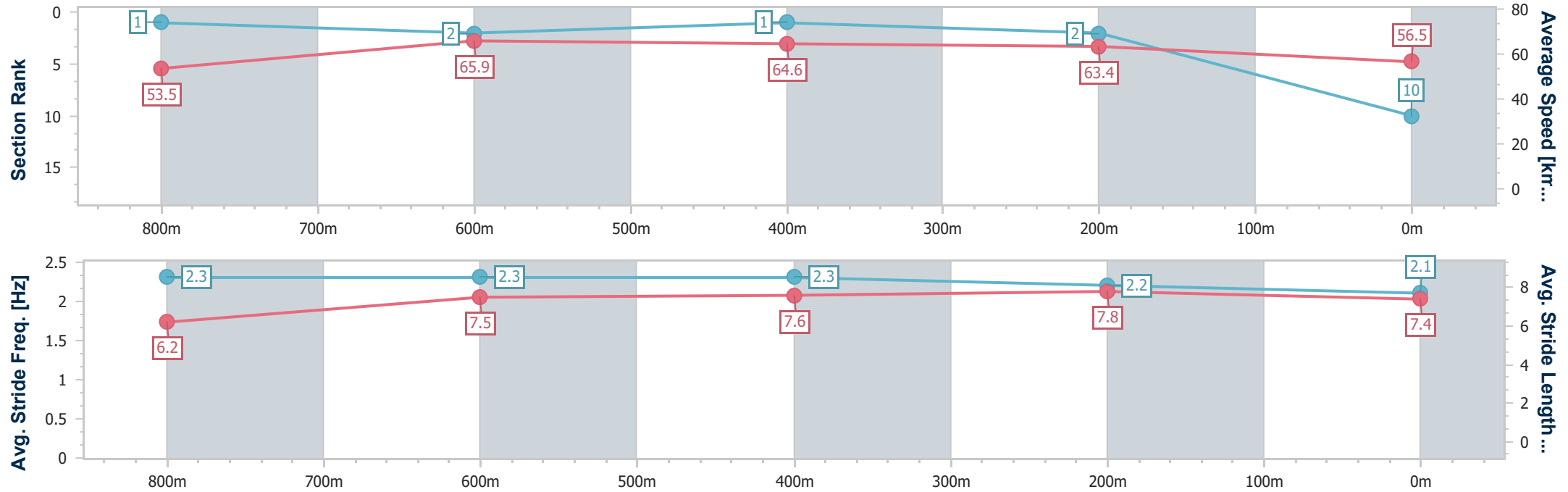


Sunshine Coast QLD Professional
Race 8: TAB Colts, Geldings and Entires BENCHMARK 58
Handicap - 1000m
23 March 2025 - 16:41



Track Rating: Soft 5, Weather: Overcast, Rail Position: +3m Entire

Section	Overall	800m	600m	400m	200m										
Section Times	0:59.73 [10] (0:13.50)	0:46.23 [1] (0:11.02)	0:35.21 [2] (0:11.10)	0:24.11 [1] (0:11.33)	0:12.78 [2] (0:12.78)										
Average Speed [km/h]	53.5	65.9	64.6	63.4	56.5										
Top Speed [km/h]	65.6	66.7	66.0	65.4	60.8										
Avg. Dist. to Rail [m]	8.2	3.7	0.9	1.4	3.7										
Avg. Stride Freq. [Hz]	2.3	2.3	2.3	2.2	2.1										
Avg. Stride Length [m]	6.2	7.5	7.6	7.8	7.4										





Horse/Jockey Name	Primary Witness
Final Rank	11
Fastest Section Time (Section)	0:11.03 (400m)
Top Speed [km/h] (Section)	66.6 (400m)
Race State	Finished

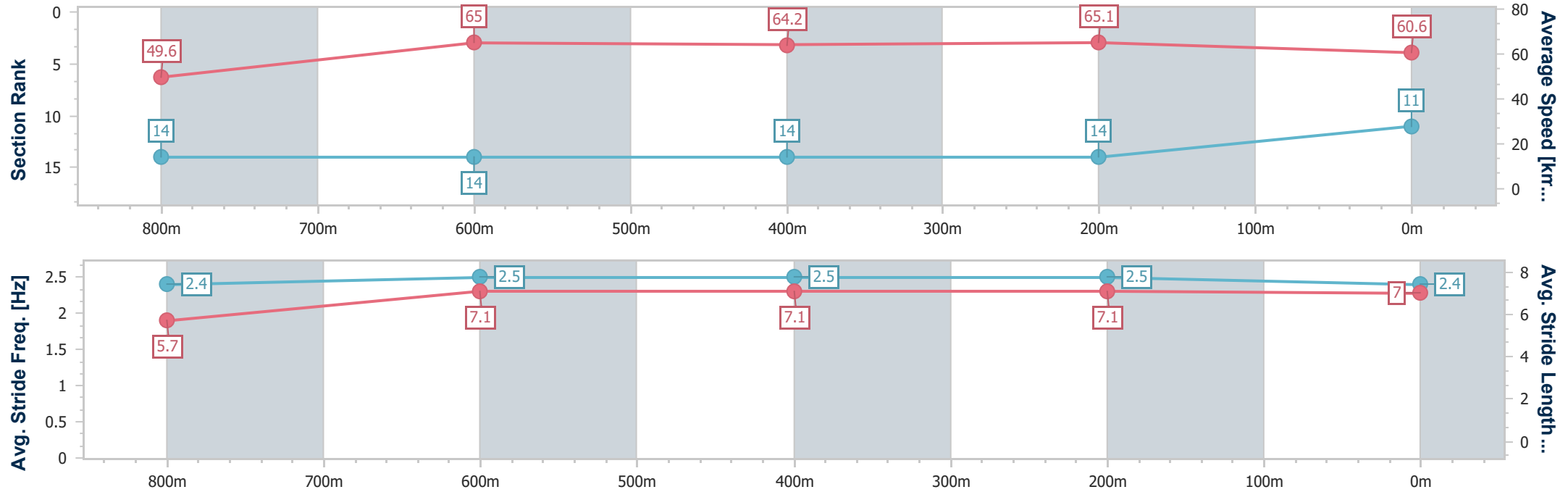


Sunshine Coast QLD Professional
Race 8: TAB Colts, Geldings and Entires BENCHMARK 58
Handicap - 1000m
23 March 2025 - 16:41



Track Rating: Soft 5, Weather: Overcast, Rail Position: +3m Entire

Section	Overall	800m	600m	400m	200m														
Section Times	0:59.83 [11] (0:14.51)	0:45.32 [14] (0:11.24)	0:34.08 [14] (0:11.18)	0:22.90 [14] (0:11.03)	0:11.87 [14] (0:11.87)														
Average Speed [km/h]	49.6	65.0	64.2	65.1	60.6														
Top Speed [km/h]	64.1	65.9	66.6	66.6	63.0														
Avg. Dist. to Rail [m]	15.4	4.0	0.6	0.7	0.9														
Avg. Stride Freq. [Hz]	2.4	2.5	2.5	2.5	2.4														
Avg. Stride Length [m]	5.7	7.1	7.1	7.1	7.0														





Horse/Jockey Name	Astern Villa
Final Rank	12
Fastest Section Time (Section)	0:11.12 (600m)
Top Speed [km/h] (Section)	65.6 (800m)
Race State	Finished



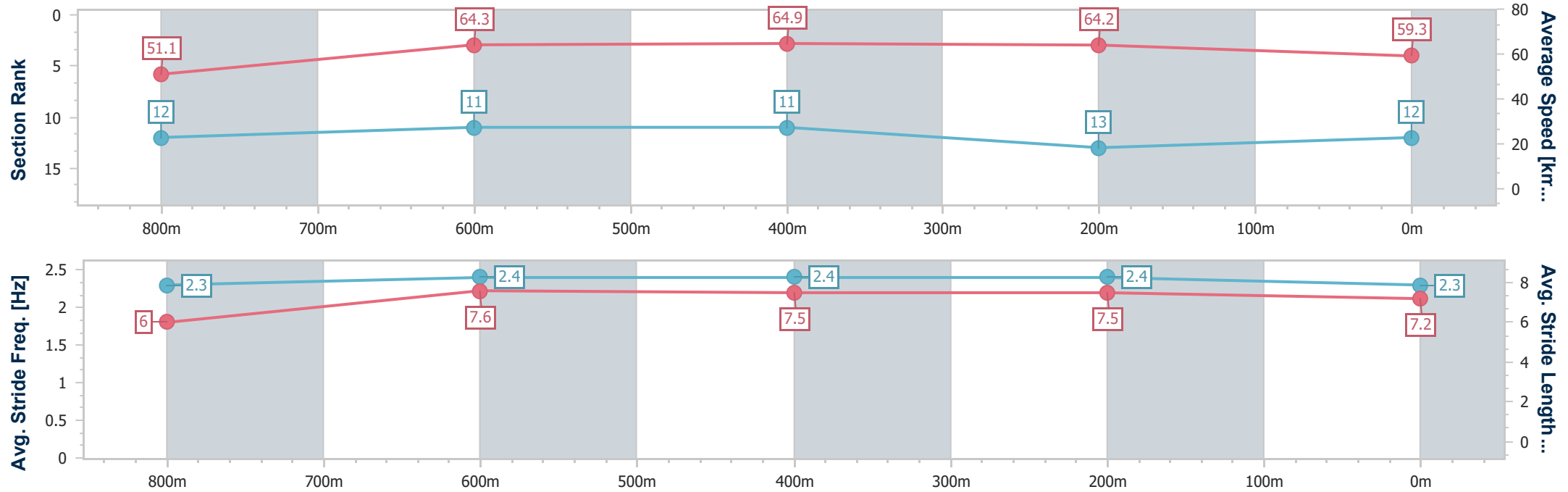
Sunshine Coast QLD Professional
Race 8: TAB Colts, Geldings and Entires BENCHMARK 58
Handicap - 1000m



23 March 2025 - 16:41

Track Rating: Soft 5, Weather: Overcast, Rail Position: +3m Entire

Section	Overall	800m	600m	400m	200m										
Section Times	0:59.86 [12] (0:14.13)	0:45.73 [12] (0:11.25)	0:34.48 [11] (0:11.12)	0:23.36 [11] (0:11.21)	0:12.15 [13] (0:12.15)										
Average Speed [km/h]	51.1	64.3	64.9	64.2	59.3										
Top Speed [km/h]	64.1	65.6	65.5	65.3	62.7										
Avg. Dist. to Rail [m]	9.1	3.0	0.3	2.9	3.2										
Avg. Stride Freq. [Hz]	2.3	2.4	2.4	2.4	2.3										
Avg. Stride Length [m]	6.0	7.6	7.5	7.5	7.2										



- [] Ranking at each section and finish
- .-.- No data available at this section
- NA No data available



Horse/Jockey Name	Oblivion
Final Rank	13
Fastest Section Time (Section)	0:11.14 (600m)
Top Speed [km/h] (Section)	66.3 (800m)
Race State	Finished

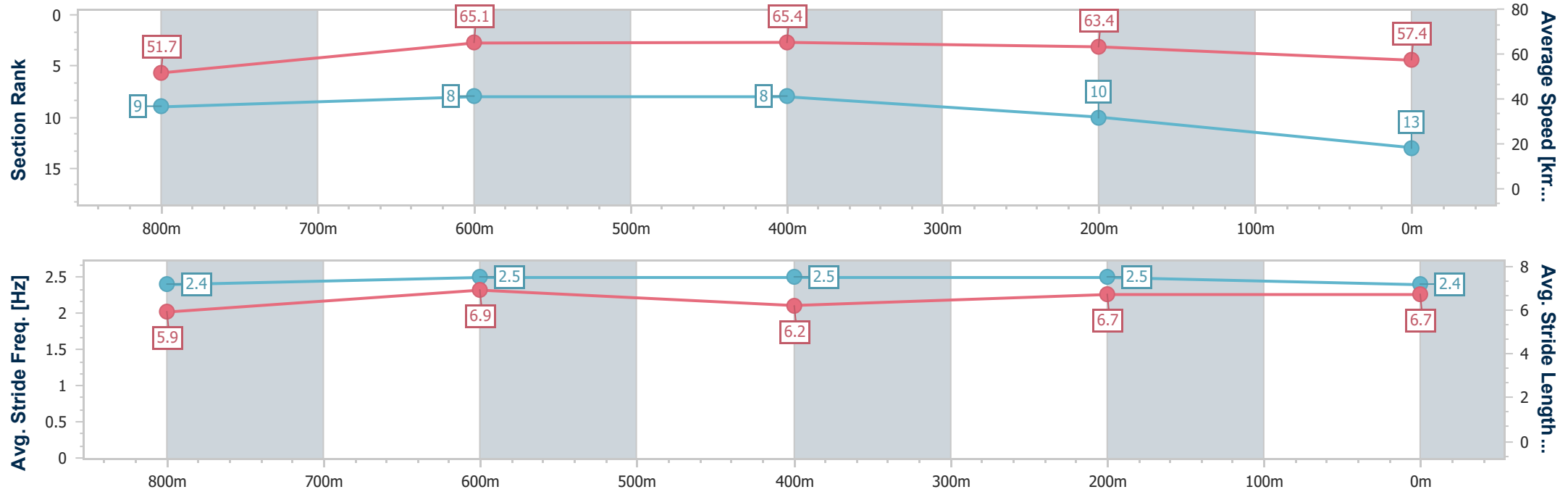


Sunshine Coast QLD Professional
Race 8: TAB Colts, Geldings and Entires BENCHMARK 58
Handicap - 1000m
23 March 2025 - 16:41



Track Rating: Soft 5, Weather: Overcast, Rail Position: +3m Entire

Section	Overall	800m	600m	400m	200m										
Section Times	1:00.12 [13] (0:13.93)	0:46.19 [9] (0:11.20)	0:34.99 [8] (0:11.14)	0:23.85 [8] (0:11.33)	0:12.52 [10] (0:12.52)										
Average Speed [km/h]	51.7	65.1	65.4	63.4	57.4										
Top Speed [km/h]	66.3	66.3	66.3	64.5	61.5										
Avg. Dist. to Rail [m]	8.9	3.9	1.7	4.8	6.2										
Avg. Stride Freq. [Hz]	2.4	2.5	2.5	2.5	2.4										
Avg. Stride Length [m]	5.9	6.9	6.2	6.7	6.7										



- [] Ranking at each section and finish
- .-.- No data available at this section
- NA No data available



Horse/Jockey Name	Harcasion
Final Rank	14
Fastest Section Time (Section)	0:11.14 (800m)
Top Speed [km/h] (Section)	66.9 (800m)
Race State	Finished



Sunshine Coast QLD Professional
Race 8: TAB Colts, Geldings and Entires BENCHMARK 58
Handicap - 1000m
23 March 2025 - 16:41



Track Rating: Soft 5, Weather: Overcast, Rail Position: +3m Entire

Section	Overall	800m	600m	400m	200m														
Section Times	1:00.46 [14] (0:13.71)	0:46.75 [3] (0:11.14)	0:35.61 [4] (0:11.27)	0:24.34 [5] (0:11.49)	0:12.85 [11] (0:12.85)														
Average Speed [km/h]	52.7	65.3	63.9	62.7	56.0														
Top Speed [km/h]	65.4	66.9	66.0	64.9	59.4														
Avg. Dist. to Rail [m]	7.9	2.9	0.9	0.5	0.3														
Avg. Stride Freq. [Hz]	2.4	2.4	2.4	2.3	2.2														
Avg. Stride Length [m]	6.1	7.5	7.4	7.5	7.1														

