



Toowoomba QLD Professional
Race 1: SKUSE GRAHAM CRIMINAL LAWYERS Maiden Plate - 1625m
28 March 2025 - 12:57



Track Rating: Heavy 8, Weather: Raining, Rail Position: True

Section						Overall	1400m	1200m	1000m	800m	600m	400m	Last 600m		
Field Times						1:44.09 (0:14.84)	1:29.25 (0:11.28)	1:17.97 (0:12.96)	1:05.01 (0:13.15)	0:51.86 (0:13.07)	0:38.79 (0:13.11)	0:25.68 (0:12.91)	0:38.79		
Rank	TAB	Horse/Jockey	Barrier	Top Speed [km/h]	Fastest Section										Distance Travelled [m]
1	1	BURLEIGH MAGIC	7	67.2	0:11.33	1:44.09 [1]	1:28.57 [7]	1:17.24 [7]	1:04.55 [7]	0:51.16 [8]	0:38.01 [7]	0:25.53 [2]	0:38.01		
		Kyle Wilson-Taylor		1400m	1400m	(0:15.52)	(0:11.33)	(0:12.69)	(0:13.39)	(0:13.15)	(0:12.48)	(0:12.76)			
2	6	MAURITA	6	70.0	0:11.37	1:44.85 [2]	1:29.65 [5]	1:18.28 [4]	1:05.50 [4]	0:52.48 [3]	0:39.44 [2]	0:26.44 [1]	0:39.44	+4	
		Bailey Wheeler		1400m	1400m	(0:15.20)	(0:11.37)	(0:12.78)	(0:13.02)	(0:13.04)	(0:13.00)	(0:13.08)			
3	7	SHALZER	8	67.7	0:11.00	1:44.98 [3]	1:28.95 [8]	1:17.95 [8]	1:05.40 [8]	0:52.30 [5]	0:39.15 [5]	0:26.30 [3]	0:39.15	+8	
		Cobi Vitler		1400m	1400m	(0:16.03)	(0:11.00)	(0:12.55)	(0:13.10)	(0:13.15)	(0:12.85)	(0:13.20)			
4	3	PREFER TO DANCE	3	66.2	0:11.39	1:45.56 [4]	1:30.24 [6]	1:18.85 [5]	1:06.20 [5]	0:52.87 [6]	0:39.66 [6]	0:26.44 [7]	0:39.66	+3	
		Cejay Graham		Overall	1400m	(0:15.32)	(0:11.39)	(0:12.65)	(0:13.33)	(0:13.21)	(0:13.22)	(0:13.23)			
5	9	ARTISTIC TOUCH	4	67.2	0:11.48	1:46.25 [5]	1:31.26 [3]	1:19.78 [3]	1:07.11 [3]	0:54.02 [1]	0:40.95 [1]	0:27.35 [5]	0:40.95	+5	
		Samantha Collett		1400m	1400m	(0:14.99)	(0:11.48)	(0:12.67)	(0:13.09)	(0:13.07)	(0:13.60)	(0:13.71)			
6	10	MASERATI LADY	1	68.2	0:11.28	1:47.04 [6]	1:32.20 [1]	1:20.92 [1]	1:07.94 [2]	0:54.69 [2]	0:41.49 [4]	0:27.94 [6]	0:41.49	-7	
		Cody Collis		Overall	1400m	(0:14.84)	(0:11.28)	(0:12.98)	(0:13.25)	(0:13.20)	(0:13.55)	(0:13.65)			
7	5	BRAVE HOSHI	5	67.9	0:11.40	1:47.07 [7]	1:32.20 [2]	1:20.80 [2]	1:07.99 [1]	0:54.59 [4]	0:41.56 [3]	0:28.31 [4]	0:41.56	-2	
		Kelsey Lenton		Overall	1400m	(0:14.87)	(0:11.40)	(0:12.81)	(0:13.40)	(0:13.03)	(0:13.25)	(0:13.71)			
8	8	SUNNY DISPOSITION	2	65.5	0:11.74	1:50.79 [8]	1:35.72 [4]	1:23.98 [6]	1:11.33 [6]	0:58.04 [7]	0:44.64 [8]	0:30.96 [8]	0:44.64	-3	
		Justin Stanley		1400m	1400m	(0:15.07)	(0:11.74)	(0:12.65)	(0:13.29)	(0:13.40)	(0:13.68)	(0:14.23)			

Scratched: Cheerful Cat (#2), Synergy In Motion (#4)



Toowoomba QLD Professional
Race 1: SKUSE GRAHAM CRIMINAL LAWYERS Maiden Plate - 1625m
28 March 2025 - 12:57



Track Rating: Heavy 8, Weather: Raining, Rail Position: True

Section		200m					Last 600m		
Field Times		0:12.77 (0:12.77)					0:38.79		
Rank	TAB	Horse/Jockey	Barrier	Top Speed [km/h]	Fastest Section	Margin		Distance Travelled [m]	
1	1	BURLEIGH MAGIC	7	67.2	0:11.33	0:12.77 [1]	1:44.09	0:38.01	
		Kyle Wilson-Taylor		1400m	1400m	(0:12.77)			
2	6	MAURITA	6	70.0	0:11.37	0:13.36 [2]	4.3L	0:39.44	+4
		Bailey Wheeler		1400m	1400m	(0:13.36)			
3	7	SHALZER	8	67.7	0:11.00	0:13.10 [3]	5.1L	0:39.15	+8
		Cobi Vitler		1400m	1400m	(0:13.10)			
4	3	PREFER TO DANCE	3	66.2	0:11.39	0:13.21 [4]	8.4L	0:39.66	+3
		Cejay Graham		Overall	1400m	(0:13.21)			
5	9	ARTISTIC TOUCH	4	67.2	0:11.48	0:13.64 [6]	12.4L	0:40.95	+5
		Samantha Collett		1400m	1400m	(0:13.64)			
6	10	MASERATI LADY	1	68.2	0:11.28	0:14.29 [7]	16.9L	0:41.49	-7
		Cody Collis		Overall	1400m	(0:14.29)			
7	5	BRAVE HOSHI	5	67.9	0:11.40	0:14.60 [5]	17.1L	0:41.56	-2
		Kelsey Lenton		Overall	1400m	(0:14.60)			
8	8	SUNNY DISPOSITION	2	65.5	0:11.74	0:16.73 [8]	38.9L	0:44.64	-3
		Justin Stanley		1400m	1400m	(0:16.73)			

Scratched: Cheerful Cat (#2), Synergy In Motion (#4)



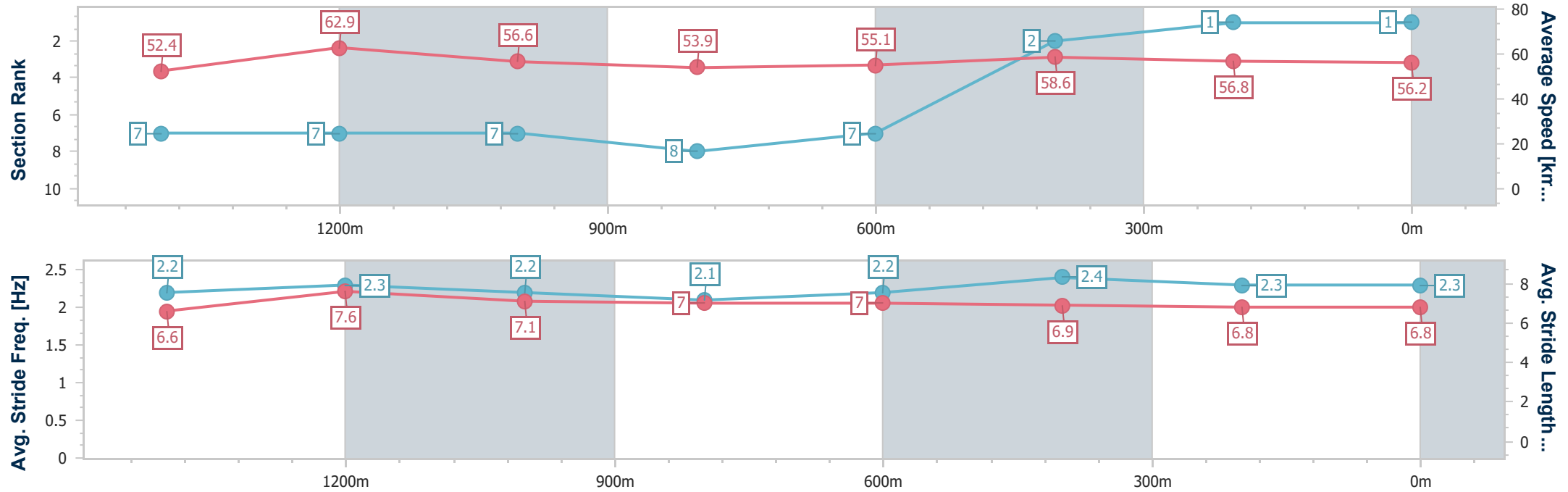
Horse/Jockey Name	Burleigh Magic
Final Rank	1
Fastest Section Time (Section)	0:11.33 (1400m)
Top Speed [km/h] (Section)	67.2 (1400m)
Race State	Finished



Toowoomba QLD Professional
Race 1: SKUSE GRAHAM CRIMINAL LAWYERS Maiden Plate - 1625m
28 March 2025 - 12:57
Track Rating: Heavy 8, Weather: Raining, Rail Position: True



Section	Overall	1400m	1200m	1000m	800m	600m	400m	200m					
Section Times	1:44.09 [1] (0:15.52)	1:28.57 [7] (0:11.33)	1:17.24 [7] (0:12.69)	1:04.55 [7] (0:13.39)	0:51.16 [8] (0:13.15)	0:38.01 [7] (0:12.48)	0:25.53 [2] (0:12.76)	0:12.77 [1] (0:12.77)					
Average Speed [km/h]	52.4	62.9	56.6	53.9	55.1	58.6	56.8	56.2					
Top Speed [km/h]	67.1	67.2	59.2	55.2	59.4	60.0	57.3	56.7					
Avg. Dist. to Rail [m]	6.0	2.0	0.8	1.0	2.0	3.0	2.0	2.5					
Avg. Stride Freq. [Hz]	2.2	2.3	2.2	2.1	2.2	2.4	2.3	2.3					
Avg. Stride Length [m]	6.6	7.6	7.1	7.0	7.0	6.9	6.8	6.8					





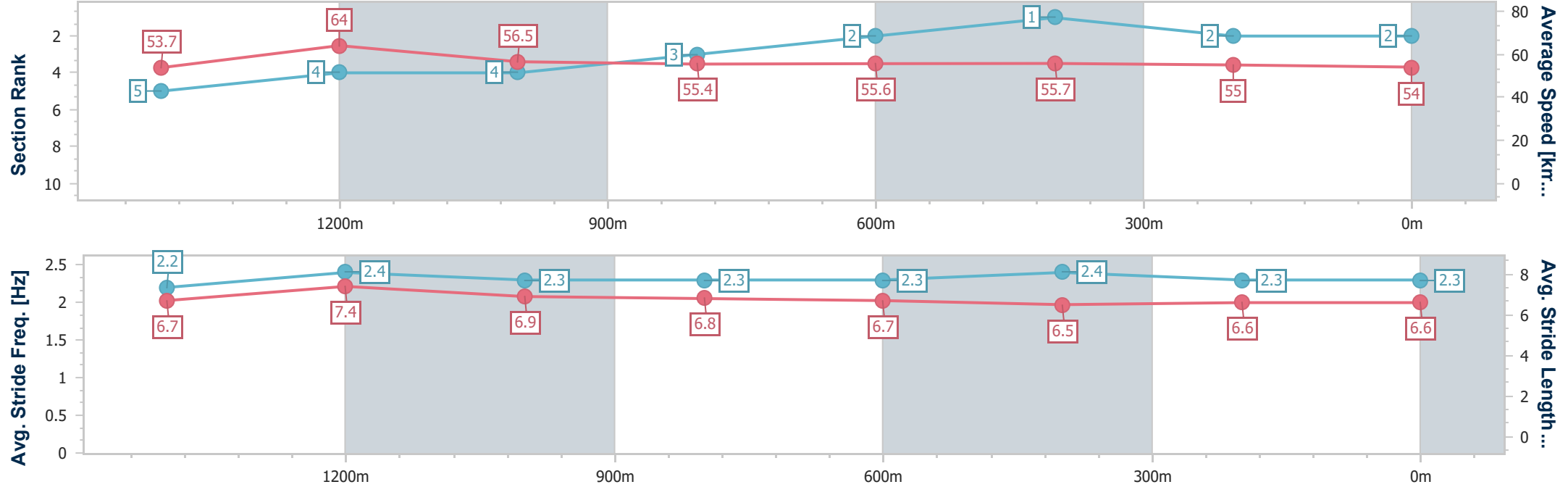
Horse/Jockey Name	Maurita
Final Rank	2
Fastest Section Time (Section)	0:11.37 (1400m)
Top Speed [km/h] (Section)	70.0 (1400m)
Race State	Finished



Toowoomba QLD Professional
Race 1: SKUSE GRAHAM CRIMINAL LAWYERS Maiden Plate - 1625m
28 March 2025 - 12:57
Track Rating: Heavy 8, Weather: Raining, Rail Position: True



Section	Overall	1400m	1200m	1000m	800m	600m	400m	200m					
Section Times	1:44.85 [2] (0:15.20)	1:29.65 [5] (0:11.37)	1:18.28 [4] (0:12.78)	1:05.50 [4] (0:13.02)	0:52.48 [3] (0:13.04)	0:39.44 [2] (0:13.00)	0:26.44 [1] (0:13.08)	0:13.36 [2] (0:13.36)					
Average Speed [km/h]	53.7	64.0	56.5	55.4	55.6	55.7	55.0	54.0					
Top Speed [km/h]	69.9	70.0	60.5	55.9	57.7	57.8	55.9	54.6					
Avg. Dist. to Rail [m]	6.5	1.9	2.1	1.3	1.3	1.4	1.2	2.2					
Avg. Stride Freq. [Hz]	2.2	2.4	2.3	2.3	2.3	2.4	2.3	2.3					
Avg. Stride Length [m]	6.7	7.4	6.9	6.8	6.7	6.5	6.6	6.6					





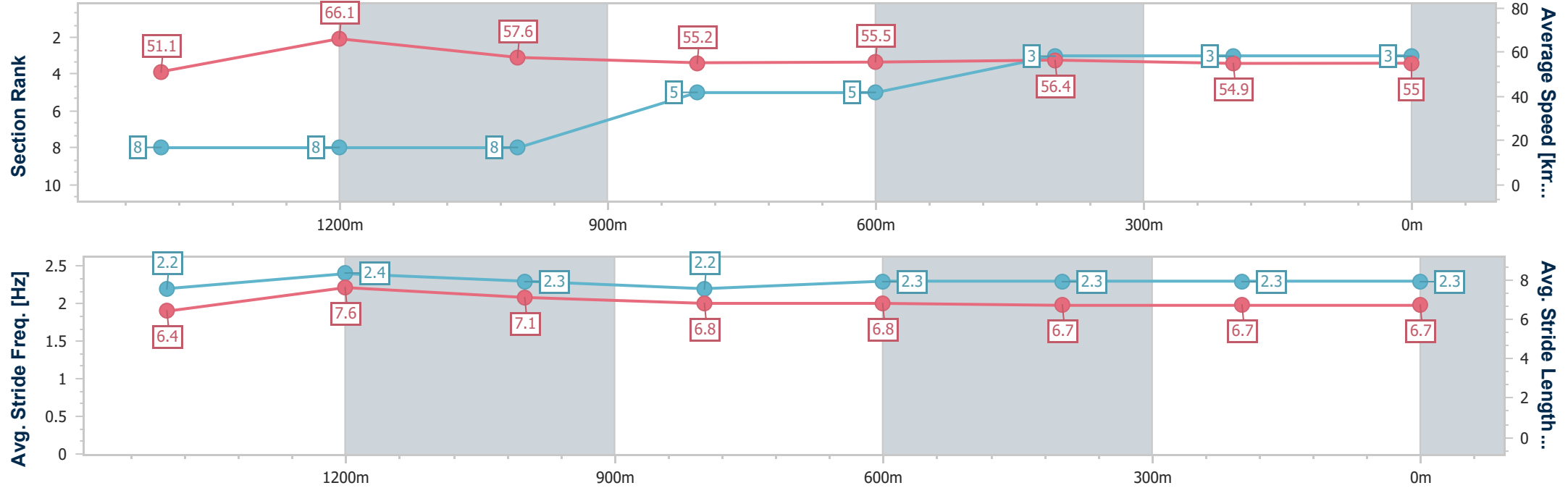
Horse/Jockey Name	Shalzer
Final Rank	3
Fastest Section Time (Section)	0:11.00 (1400m)
Top Speed [km/h] (Section)	67.7 (1400m)
Race State	Finished



Toowoomba QLD Professional
Race 1: SKUSE GRAHAM CRIMINAL LAWYERS Maiden Plate - 1625m
28 March 2025 - 12:57
Track Rating: Heavy 8, Weather: Raining, Rail Position: True



Section	Overall	1400m	1200m	1000m	800m	600m	400m	200m					
Section Times	1:44.98 [3] (0:16.03)	1:28.95 [8] (0:11.00)	1:17.95 [8] (0:12.55)	1:05.40 [8] (0:13.10)	0:52.30 [5] (0:13.15)	0:39.15 [5] (0:12.85)	0:26.30 [3] (0:13.20)	0:13.10 [3] (0:13.10)					
Average Speed [km/h]	51.1	66.1	57.6	55.2	55.5	56.4	54.9	55.0					
Top Speed [km/h]	67.6	67.7	63.1	56.3	57.8	58.1	56.3	55.5					
Avg. Dist. to Rail [m]	8.1	2.0	2.9	2.6	2.8	2.1	2.0	1.7					
Avg. Stride Freq. [Hz]	2.2	2.4	2.3	2.2	2.3	2.3	2.3	2.3					
Avg. Stride Length [m]	6.4	7.6	7.1	6.8	6.8	6.7	6.7	6.7					





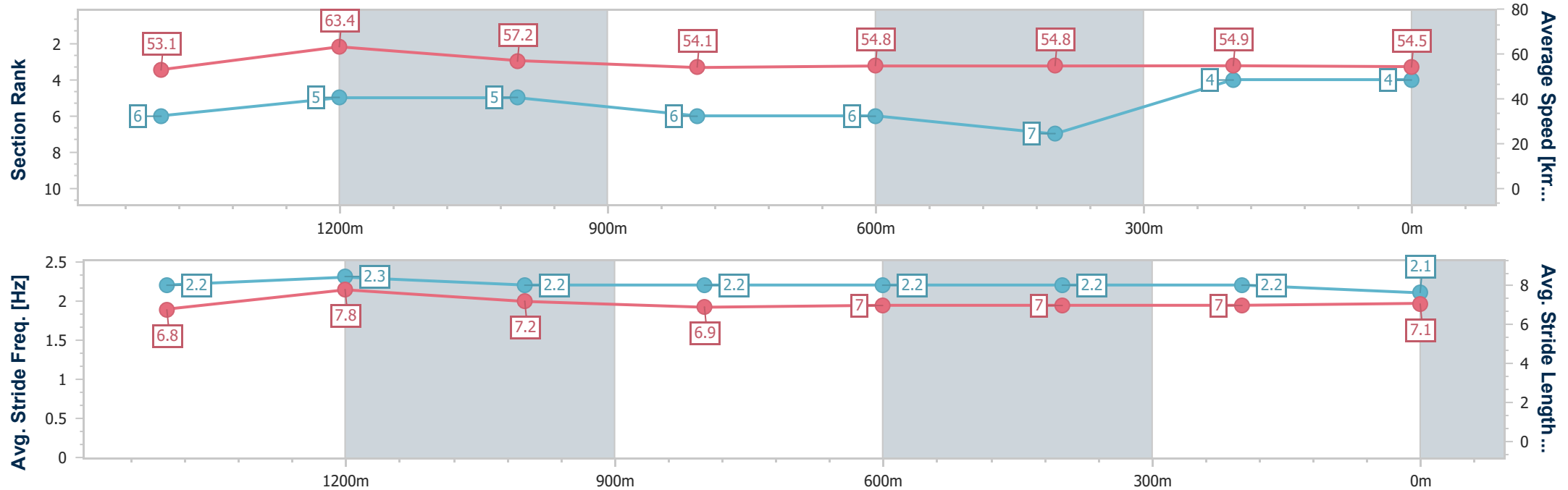
Horse/Jockey Name	Prefer To Dance
Final Rank	4
Fastest Section Time (Section)	0:11.39 (1400m)
Top Speed [km/h] (Section)	66.2 (Overall)
Race State	Finished



Toowoomba QLD Professional
Race 1: SKUSE GRAHAM CRIMINAL LAWYERS Maiden Plate - 1625m
28 March 2025 - 12:57
Track Rating: Heavy 8, Weather: Raining, Rail Position: True



Section	Overall	1400m	1200m	1000m	800m	600m	400m	200m					
Section Times	1:45.56 [4] (0:15.32)	1:30.24 [6] (0:11.39)	1:18.85 [5] (0:12.65)	1:06.20 [5] (0:13.33)	0:52.87 [6] (0:13.21)	0:39.66 [6] (0:13.22)	0:26.44 [7] (0:13.23)	0:13.21 [4] (0:13.21)					
Average Speed [km/h]	53.1	63.4	57.2	54.1	54.8	54.8	54.9	54.5					
Top Speed [km/h]	66.2	65.5	59.8	55.7	56.6	57.0	55.7	54.9					
Avg. Dist. to Rail [m]	5.0	0.7	1.3	1.6	2.0	1.2	2.3	3.5					
Avg. Stride Freq. [Hz]	2.2	2.3	2.2	2.2	2.2	2.2	2.2	2.1					
Avg. Stride Length [m]	6.8	7.8	7.2	6.9	7.0	7.0	7.0	7.1					





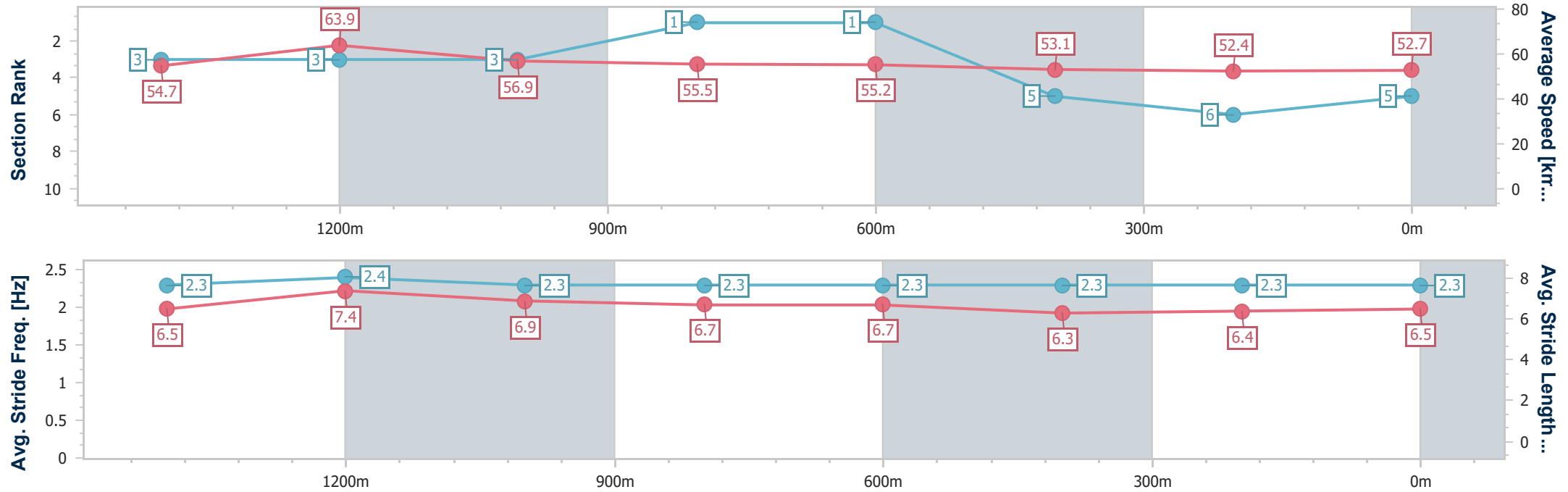
Horse/Jockey Name	Artistic Touch
Final Rank	5
Fastest Section Time (Section)	0:11.48 (1400m)
Top Speed [km/h] (Section)	67.2 (1400m)
Race State	Finished



Toowoomba QLD Professional
Race 1: SKUSE GRAHAM CRIMINAL LAWYERS Maiden Plate - 1625m
28 March 2025 - 12:57
Track Rating: Heavy 8, Weather: Raining, Rail Position: True



Section	Overall	1400m	1200m	1000m	800m	600m	400m	200m					
Section Times	1:46.25 [5] (0:14.99)	1:31.26 [3] (0:11.48)	1:19.78 [3] (0:12.67)	1:07.11 [3] (0:13.09)	0:54.02 [1] (0:13.07)	0:40.95 [1] (0:13.60)	0:27.35 [5] (0:13.71)	0:13.64 [6] (0:13.64)					
Average Speed [km/h]	54.7	63.9	56.9	55.5	55.2	53.1	52.4	52.7					
Top Speed [km/h]	66.3	67.2	60.4	56.8	56.3	54.8	53.1	52.9					
Avg. Dist. to Rail [m]	6.9	3.6	2.9	2.2	1.3	0.5	0.5	1.1					
Avg. Stride Freq. [Hz]	2.3	2.4	2.3	2.3	2.3	2.3	2.3	2.3					
Avg. Stride Length [m]	6.5	7.4	6.9	6.7	6.7	6.3	6.4	6.5					



[] Ranking at each section and finish
-.-.- No data available at this section
NA No data available



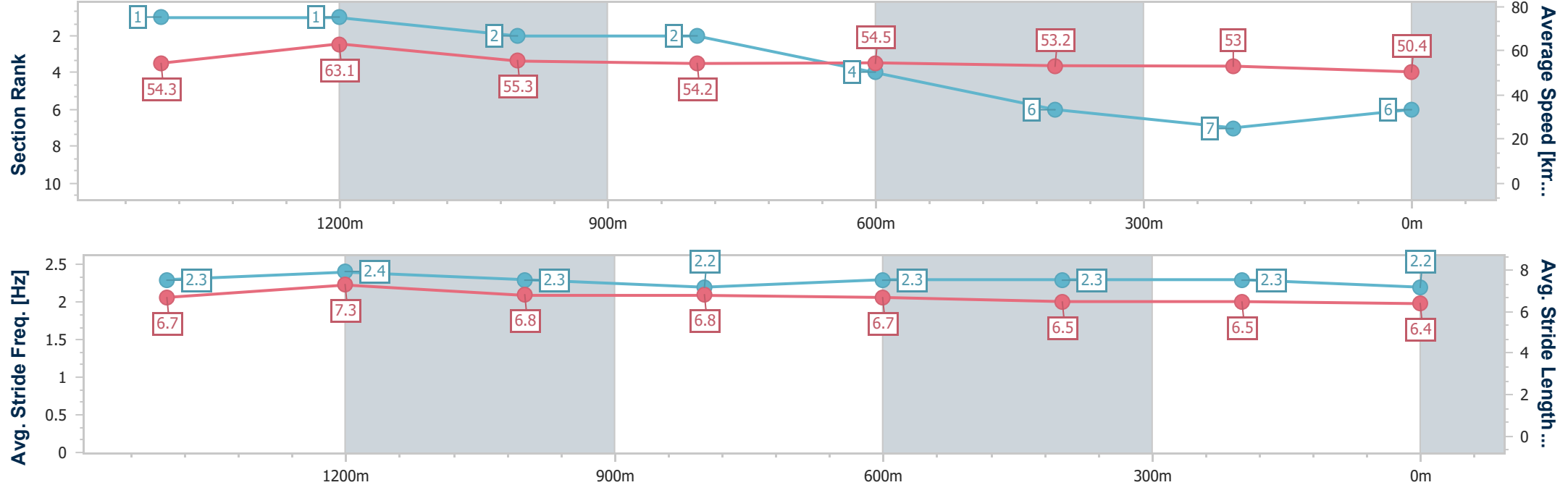
Horse/Jockey Name	Maserati Lady
Final Rank	6
Fastest Section Time (Section)	0:11.28 (1400m)
Top Speed [km/h] (Section)	68.2 (Overall)
Race State	Finished



Toowoomba QLD Professional
Race 1: SKUSE GRAHAM CRIMINAL LAWYERS Maiden Plate - 1625m
28 March 2025 - 12:57
Track Rating: Heavy 8, Weather: Raining, Rail Position: True



Section	Overall	1400m	1200m	1000m	800m	600m	400m	200m					
Section Times	1:47.04 [6] (0:14.84)	1:32.20 [1] (0:11.28)	1:20.92 [1] (0:12.98)	1:07.94 [2] (0:13.25)	0:54.69 [2] (0:13.20)	0:41.49 [4] (0:13.55)	0:27.94 [6] (0:13.65)	0:14.29 [7] (0:14.29)					
Average Speed [km/h]	54.3	63.1	55.3	54.2	54.5	53.2	53.0	50.4					
Top Speed [km/h]	68.2	68.0	59.1	55.6	55.7	55.0	53.8	52.0					
Avg. Dist. to Rail [m]	3.1	2.4	0.8	0.7	0.6	0.2	1.5	3.8					
Avg. Stride Freq. [Hz]	2.3	2.4	2.3	2.2	2.3	2.3	2.3	2.2					
Avg. Stride Length [m]	6.7	7.3	6.8	6.8	6.7	6.5	6.5	6.4					





Horse/Jockey Name	Brave Hoshi
Final Rank	7
Fastest Section Time (Section)	0:11.40 (1400m)
Top Speed [km/h] (Section)	67.9 (Overall)
Race State	Finished



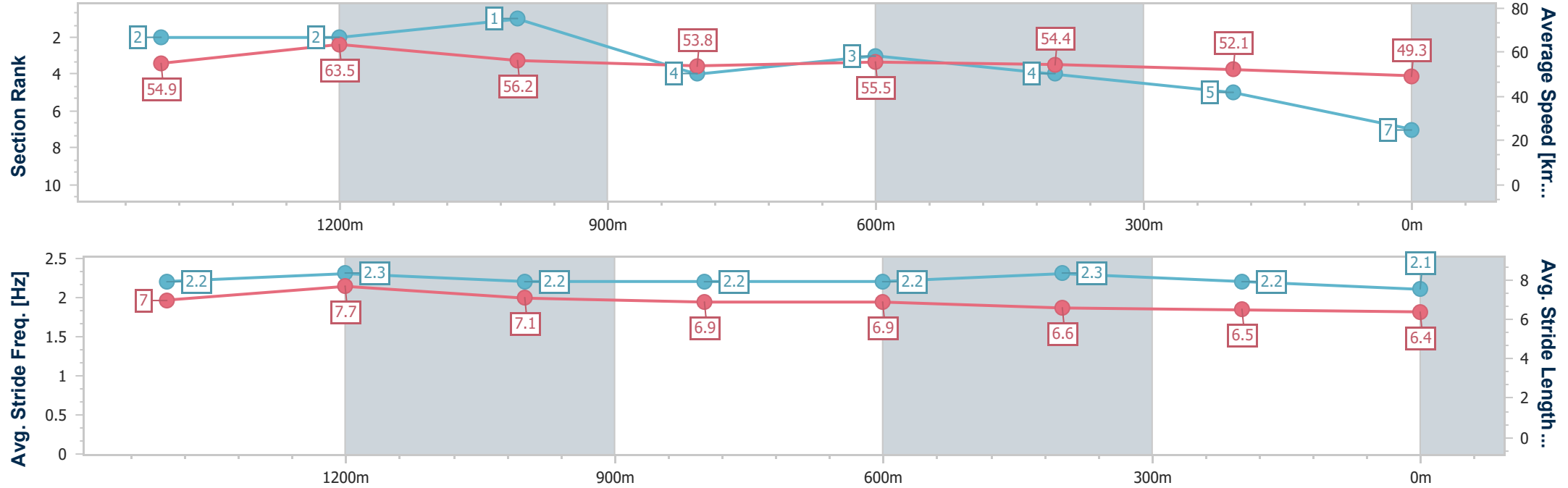
Toowoomba QLD Professional
Race 1: SKUSE GRAHAM CRIMINAL LAWYERS Maiden Plate -
1625m



28 March 2025 - 12:57

Track Rating: Heavy 8, Weather: Raining, Rail Position: True

Section	Overall	1400m	1200m	1000m	800m	600m	400m	200m					
Section Times	1:47.07 [7] (0:14.87)	1:32.20 [2] (0:11.40)	1:20.80 [2] (0:12.81)	1:07.99 [1] (0:13.40)	0:54.59 [4] (0:13.03)	0:41.56 [3] (0:13.25)	0:28.31 [4] (0:13.71)	0:14.60 [5] (0:14.60)					
Average Speed [km/h]	54.9	63.5	56.2	53.8	55.5	54.4	52.1	49.3					
Top Speed [km/h]	67.9	66.6	59.1	54.7	57.6	56.5	53.1	51.4					
Avg. Dist. to Rail [m]	7.1	1.1	0.6	0.3	1.1	0.7	2.1	2.0					
Avg. Stride Freq. [Hz]	2.2	2.3	2.2	2.2	2.2	2.3	2.2	2.1					
Avg. Stride Length [m]	7.0	7.7	7.1	6.9	6.9	6.6	6.5	6.4					





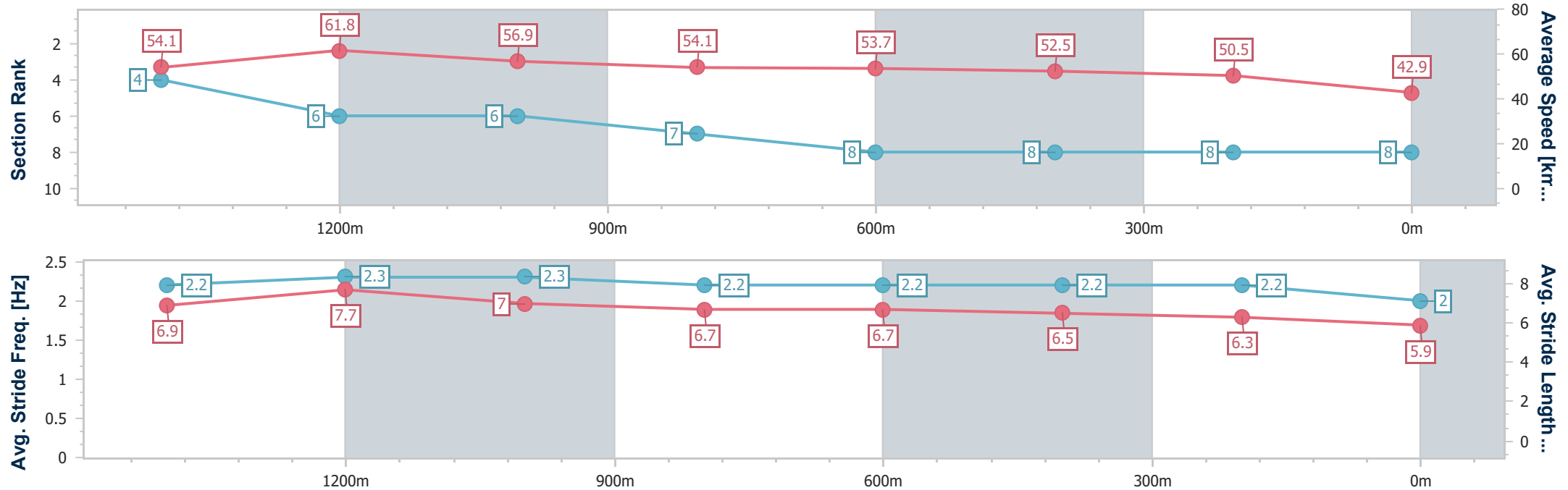
Horse/Jockey Name	Sunny Disposition
Final Rank	8
Fastest Section Time (Section)	0:11.74 (1400m)
Top Speed [km/h] (Section)	65.5 (1400m)
Race State	Finished



Toowoomba QLD Professional
Race 1: SKUSE GRAHAM CRIMINAL LAWYERS Maiden Plate - 1625m
28 March 2025 - 12:57
Track Rating: Heavy 8, Weather: Raining, Rail Position: True



Section	Overall	1400m	1200m	1000m	800m	600m	400m	200m					
Section Times	1:50.79 [8] (0:15.07)	1:35.72 [4] (0:11.74)	1:23.98 [6] (0:12.65)	1:11.33 [6] (0:13.29)	0:58.04 [7] (0:13.40)	0:44.64 [8] (0:13.68)	0:30.96 [8] (0:14.23)	0:16.73 [8] (0:16.73)					
Average Speed [km/h]	54.1	61.8	56.9	54.1	53.7	52.5	50.5	42.9					
Top Speed [km/h]	65.5	65.5	59.3	55.3	54.9	55.1	52.1	46.9					
Avg. Dist. to Rail [m]	5.4	1.3	0.7	0.6	0.5	0.6	0.6	0.3					
Avg. Stride Freq. [Hz]	2.2	2.3	2.3	2.2	2.2	2.2	2.2	2.0					
Avg. Stride Length [m]	6.9	7.7	7.0	6.7	6.7	6.5	6.3	5.9					





Toowoomba QLD Professional
Race 2: NEIL MANSELL CONCRETE BENCHMARK 65 Handicap - 1625m
28 March 2025 - 13:34



Track Rating: Heavy 9, Weather: Raining, Rail Position: True

Section						Overall	1400m	1200m	1000m	800m	600m	400m	Last 600m		
Field Times						1:42.59 (0:15.20)	1:27.39 (0:11.34)	1:16.05 (0:12.25)	1:03.80 (0:13.17)	0:50.63 (0:13.11)	0:37.52 (0:12.68)	0:24.84 (0:12.55)	0:37.52		
Rank	TAB	Horse/Jockey	Barrier	Top Speed [km/h]	Fastest Section										Distance Travelled [m]
1	3	WHO ORDERED DAFISH	6	63.8	0:11.70	1:42.59 [1]	1:26.98 [7]	1:15.28 [7]	1:02.92 [7]	0:49.92 [7]	0:37.37 [4]	0:24.84 [1]	0:37.37		
		Cejay Graham		1400m	1400m	(0:15.61)	(0:11.70)	(0:12.36)	(0:13.00)	(0:12.55)	(0:12.53)	(0:12.55)			
2	5	FAST LADY	2	64.1	0:11.72	1:44.01 [2]	1:28.65 [4]	1:16.93 [6]	1:04.54 [6]	0:51.49 [6]	0:38.68 [5]	0:26.13 [4]	0:38.68	-3	
		Chris Whiteley		Overall	1400m	(0:15.36)	(0:11.72)	(0:12.39)	(0:13.05)	(0:12.81)	(0:12.55)	(0:12.81)			
3	8	BENFICA LASS	4	64.8	0:11.70	1:44.14 [3]	1:28.83 [3]	1:17.13 [5]	1:04.83 [5]	0:51.62 [5]	0:38.70 [7]	0:25.93 [5]	0:38.70	+2	
		Angela Jones		1400m	1400m	(0:15.31)	(0:11.70)	(0:12.30)	(0:13.21)	(0:12.92)	(0:12.77)	(0:12.90)			
4	2	ONOMATOPOEIA	3	66.1	0:11.26	1:44.55 [4]	1:29.18 [5]	1:17.92 [2]	1:05.53 [3]	0:52.32 [3]	0:39.46 [2]	0:26.71 [2]	0:39.46	-11	
		Kelsey Lenton		1400m	1400m	(0:15.37)	(0:11.26)	(0:12.39)	(0:13.21)	(0:12.86)	(0:12.75)	(0:13.12)			
5	1	CAPE CRUSADER	1	66.9	0:11.49	1:44.76 [5]	1:29.35 [6]	1:17.86 [4]	1:05.62 [4]	0:52.46 [4]	0:39.41 [6]	0:26.49 [6]	0:39.41	-19	
		Courtney Bellamy		1400m	1400m	(0:15.41)	(0:11.49)	(0:12.24)	(0:13.16)	(0:13.05)	(0:12.92)	(0:13.04)			
6	6	EARL OF DEVON	5	67.6	0:11.34	1:45.03 [6]	1:29.83 [1]	1:18.49 [1]	1:06.24 [1]	0:53.07 [1]	0:39.96 [1]	0:27.17 [3]	0:39.96	-6	
		Cobi Vitler		1400m	1400m	(0:15.20)	(0:11.34)	(0:12.25)	(0:13.17)	(0:13.11)	(0:12.79)	(0:13.51)			
7	9	JAMAICAN MECRAZY	7	67.0	0:11.43	1:46.57 [7]	1:31.29 [2]	1:19.86 [3]	1:07.63 [2]	0:54.51 [2]	0:41.38 [3]	0:28.27 [7]	0:41.38	-2	
		Nozi Tomizawa		Overall	1400m	(0:15.28)	(0:11.43)	(0:12.23)	(0:13.12)	(0:13.13)	(0:13.11)	(0:13.74)			

Scratched: Basil's Bow (#4), Kareem (#7)



Toowoomba QLD Professional
Race 2: NEIL MANSELL CONCRETE BENCHMARK 65 Handicap - 1625m
28 March 2025 - 13:34



Track Rating: Heavy 9, Weather: Raining, Rail Position: True

Section Field Times				200m 0:12.29 (0:12.29)				Last 600m 0:37.52	
Rank	TAB	Horse/Jockey	Barrier	Top Speed [km/h]	Fastest Section	Margin		Distance Travelled [m]	
1	3	WHO ORDERED DAFISH	6	63.8	0:11.70	0:12.29 [1]	1:42.59	0:37.37	
		Cejay Graham		1400m	1400m	(0:12.29)			
2	5	FAST LADY	2	64.1	0:11.72	0:13.32 [2]	8.3L	0:38.68	-3
		Chris Whiteley		Overall	1400m	(0:13.32)			
3	8	BENFICA LASS	4	64.8	0:11.70	0:13.03 [4]	9.1L	0:38.70	+2
		Angela Jones		1400m	1400m	(0:13.03)			
4	2	ONOMATOPOEIA	3	66.1	0:11.26	0:13.59 [3]	11.4L	0:39.46	-11
		Kelsey Lenton		1400m	1400m	(0:13.59)			
5	1	CAPE CRUSADER	1	66.9	0:11.49	0:13.45 [5]	12.7L	0:39.41	-19
		Courtney Bellamy		1400m	1400m	(0:13.45)			
6	6	EARL OF DEVON	5	67.6	0:11.34	0:13.66 [6]	14.2L	0:39.96	-6
		Cobi Vitler		1400m	1400m	(0:13.66)			
7	9	JAMAICAN MECRAZY	7	67.0	0:11.43	0:14.53 [7]	23.2L	0:41.38	-2
		Nozi Tomizawa		Overall	1400m	(0:14.53)			

Scratched: Basil's Bow (#4), Kareem (#7)



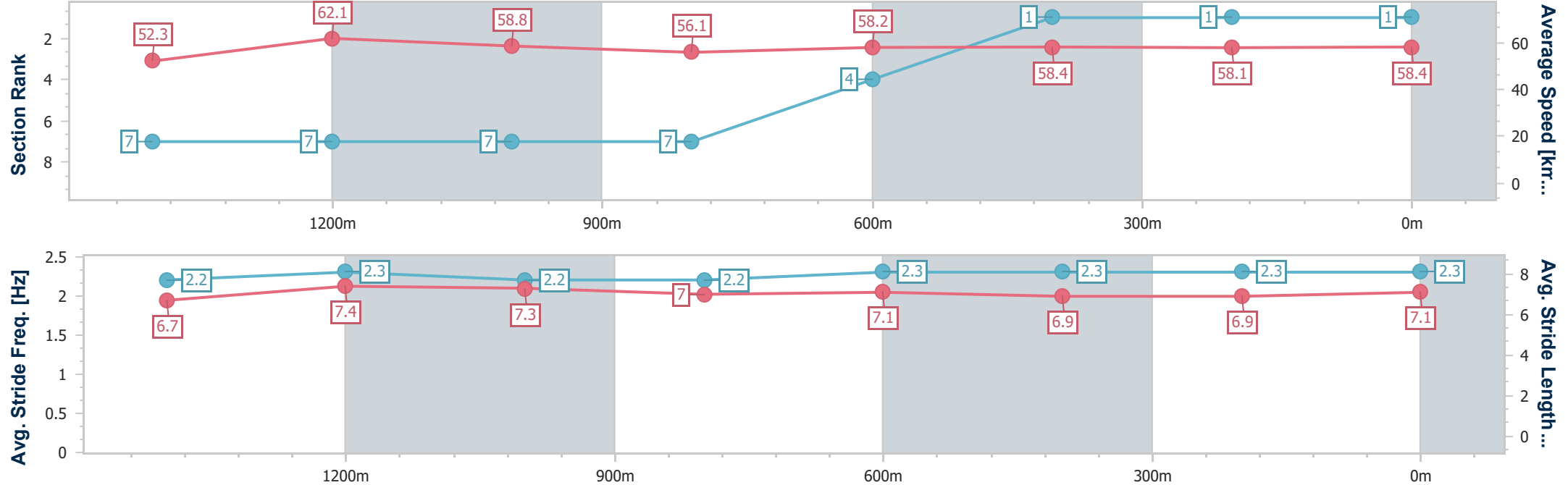
Horse/Jockey Name	Who Ordered Dafish
Final Rank	1
Fastest Section Time (Section)	0:11.70 (1400m)
Top Speed [km/h] (Section)	63.8 (1400m)
Race State	Finished



Toowoomba QLD Professional
Race 2: NEIL MANSELL CONCRETE BENCHMARK 65 Handicap
- 1625m
28 March 2025 - 13:34
Track Rating: Heavy 9, Weather: Raining, Rail Position: True



Section	Overall	1400m	1200m	1000m	800m	600m	400m	200m					
Section Times	1:42.59 [1] (0:15.61)	1:26.98 [7] (0:11.70)	1:15.28 [7] (0:12.36)	1:02.92 [7] (0:13.00)	0:49.92 [7] (0:12.55)	0:37.37 [4] (0:12.53)	0:24.84 [1] (0:12.55)	0:12.29 [1] (0:12.29)					
Average Speed [km/h]	52.3	62.1	58.8	56.1	58.2	58.4	58.1	58.4					
Top Speed [km/h]	63.8	63.8	60.0	57.6	58.9	60.0	59.6	59.9					
Avg. Dist. to Rail [m]	6.6	1.8	4.3	3.9	3.9	3.7	3.5	4.7					
Avg. Stride Freq. [Hz]	2.2	2.3	2.2	2.2	2.3	2.3	2.3	2.3					
Avg. Stride Length [m]	6.7	7.4	7.3	7.0	7.1	6.9	6.9	7.1					





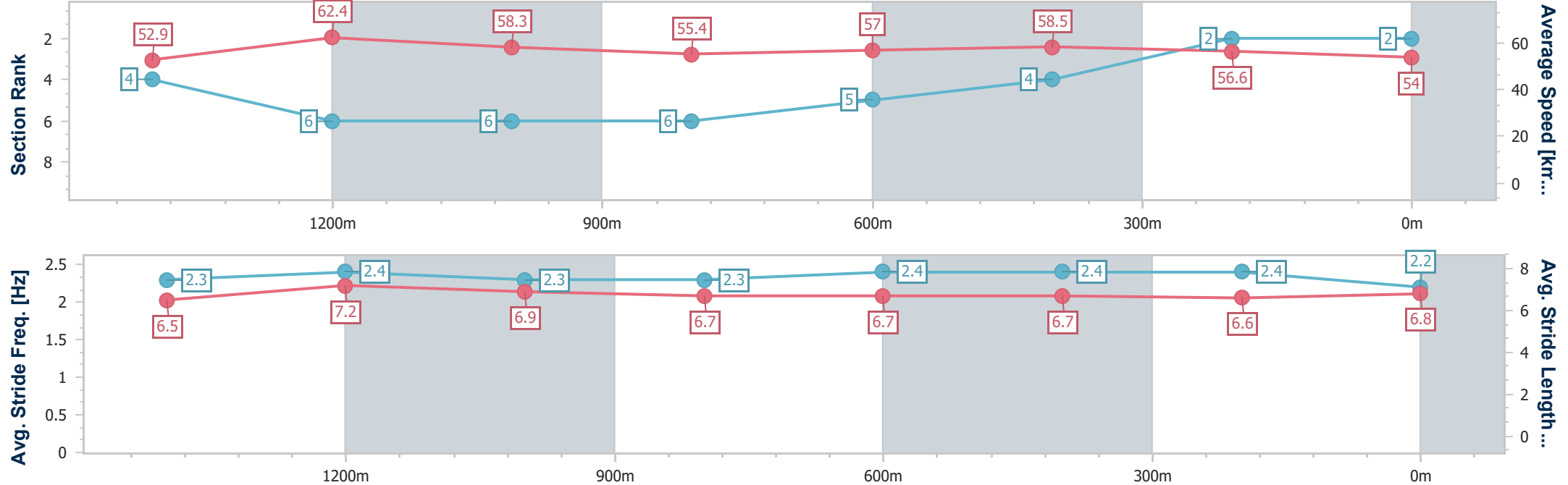
Horse/Jockey Name	Fast Lady
Final Rank	2
Fastest Section Time (Section)	0:11.72 (1400m)
Top Speed [km/h] (Section)	64.1 (Overall)
Race State	Finished



Toowoomba QLD Professional
Race 2: NEIL MANSELL CONCRETE BENCHMARK 65 Handicap
- 1625m
28 March 2025 - 13:34
Track Rating: Heavy 9, Weather: Raining, Rail Position: True



Section	Overall	1400m	1200m	1000m	800m	600m	400m	200m					
Section Times	1:44.01 [2] (0:15.36)	1:28.65 [4] (0:11.72)	1:16.93 [6] (0:12.39)	1:04.54 [6] (0:13.05)	0:51.49 [6] (0:12.81)	0:38.68 [5] (0:12.55)	0:26.13 [4] (0:12.81)	0:13.32 [2] (0:13.32)					
Average Speed [km/h]	52.9	62.4	58.3	55.4	57.0	58.5	56.6	54.0					
Top Speed [km/h]	64.1	64.0	61.0	56.3	58.9	59.9	58.1	56.3					
Avg. Dist. to Rail [m]	3.2	2.7	3.6	1.8	4.0	3.7	2.1	4.5					
Avg. Stride Freq. [Hz]	2.3	2.4	2.3	2.3	2.4	2.4	2.4	2.2					
Avg. Stride Length [m]	6.5	7.2	6.9	6.7	6.7	6.7	6.6	6.8					





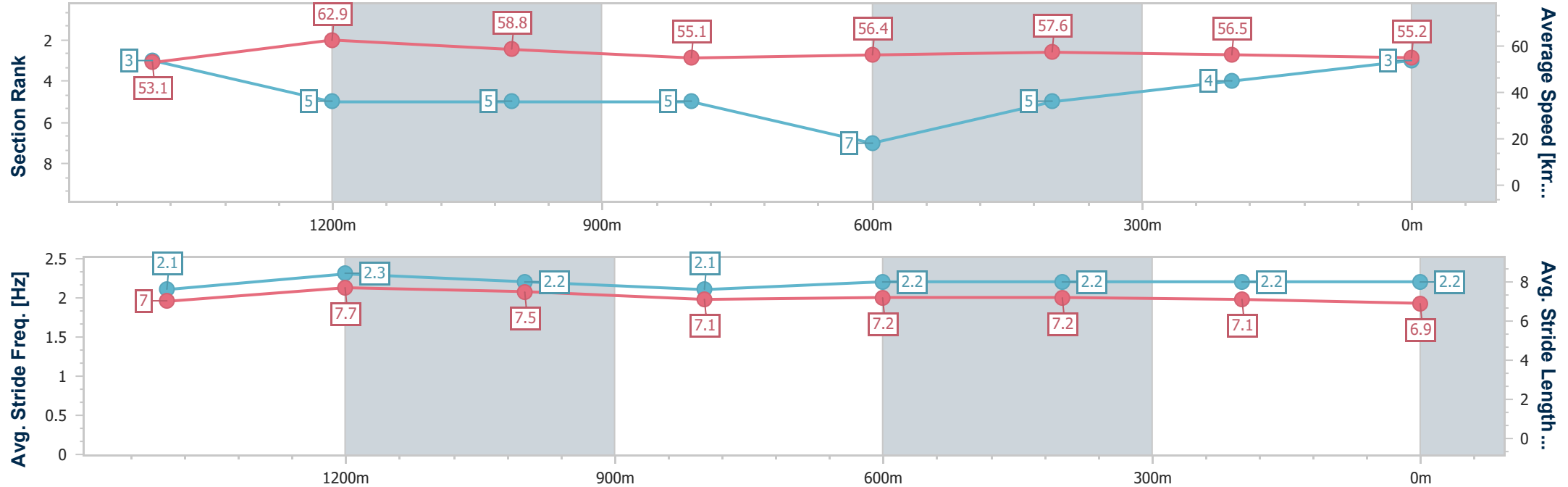
Horse/Jockey Name	Benfica Lass
Final Rank	3
Fastest Section Time (Section)	0:11.70 (1400m)
Top Speed [km/h] (Section)	64.8 (1400m)
Race State	Finished



Toowoomba QLD Professional
Race 2: NEIL MANSELL CONCRETE BENCHMARK 65 Handicap
- 1625m
28 March 2025 - 13:34
Track Rating: Heavy 9, Weather: Raining, Rail Position: True



Section	Overall	1400m	1200m	1000m	800m	600m	400m	200m					
Section Times	1:44.14 [3] (0:15.31)	1:28.83 [3] (0:11.70)	1:17.13 [5] (0:12.30)	1:04.83 [5] (0:13.21)	0:51.62 [5] (0:12.92)	0:38.70 [7] (0:12.77)	0:25.93 [5] (0:12.90)	0:13.03 [4] (0:13.03)					
Average Speed [km/h]	53.1	62.9	58.8	55.1	56.4	57.6	56.5	55.2					
Top Speed [km/h]	64.4	64.8	61.2	56.4	59.1	59.2	57.0	56.6					
Avg. Dist. to Rail [m]	5.4	3.5	5.0	3.9	4.0	4.1	4.1	7.4					
Avg. Stride Freq. [Hz]	2.1	2.3	2.2	2.1	2.2	2.2	2.2	2.2					
Avg. Stride Length [m]	7.0	7.7	7.5	7.1	7.2	7.2	7.1	6.9					





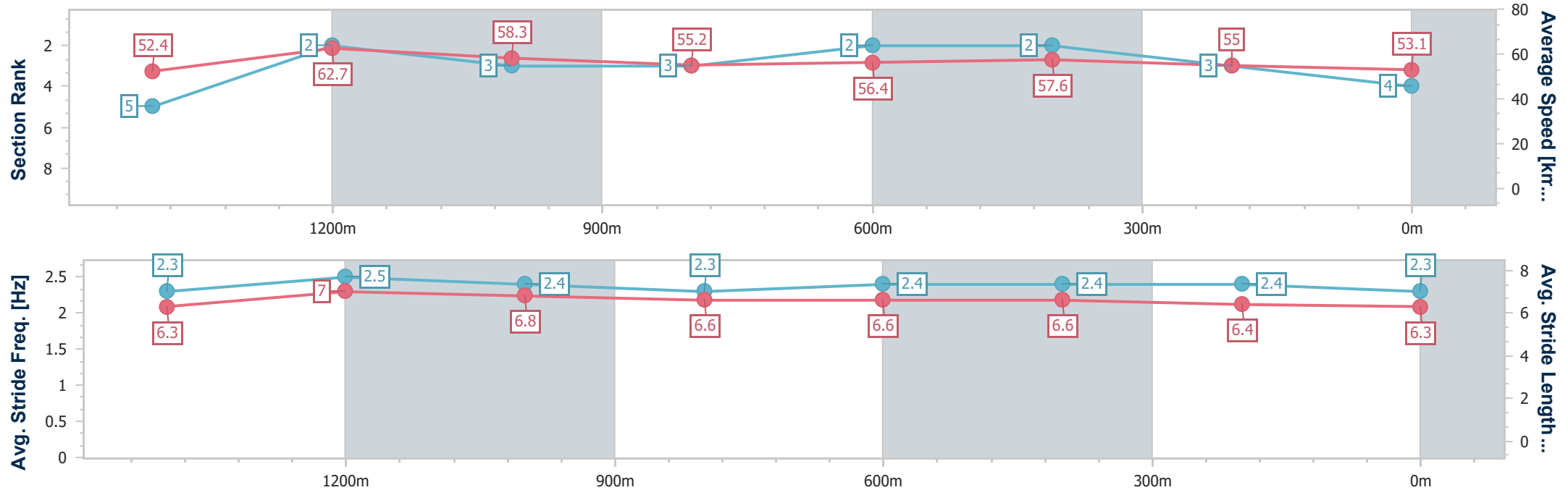
Horse/Jockey Name	Onomatopoeia
Final Rank	4
Fastest Section Time (Section)	0:11.26 (1400m)
Top Speed [km/h] (Section)	66.1 (1400m)
Race State	Finished



Toowoomba QLD Professional
Race 2: NEIL MANSELL CONCRETE BENCHMARK 65 Handicap
- 1625m
28 March 2025 - 13:34
Track Rating: Heavy 9, Weather: Raining, Rail Position: True



Section	Overall	1400m	1200m	1000m	800m	600m	400m	200m					
Section Times	1:44.55 [4] (0:15.37)	1:29.18 [5] (0:11.26)	1:17.92 [2] (0:12.39)	1:05.53 [3] (0:13.21)	0:52.32 [3] (0:12.86)	0:39.46 [2] (0:12.75)	0:26.71 [2] (0:13.12)	0:13.59 [3] (0:13.59)					
Average Speed [km/h]	52.4	62.7	58.3	55.2	56.4	57.6	55.0	53.1					
Top Speed [km/h]	66.1	66.1	61.2	57.4	58.3	59.3	55.9	54.3					
Avg. Dist. to Rail [m]	4.0	3.1	3.2	3.7	2.9	3.3	1.4	3.2					
Avg. Stride Freq. [Hz]	2.3	2.5	2.4	2.3	2.4	2.4	2.4	2.3					
Avg. Stride Length [m]	6.3	7.0	6.8	6.6	6.6	6.6	6.4	6.3					





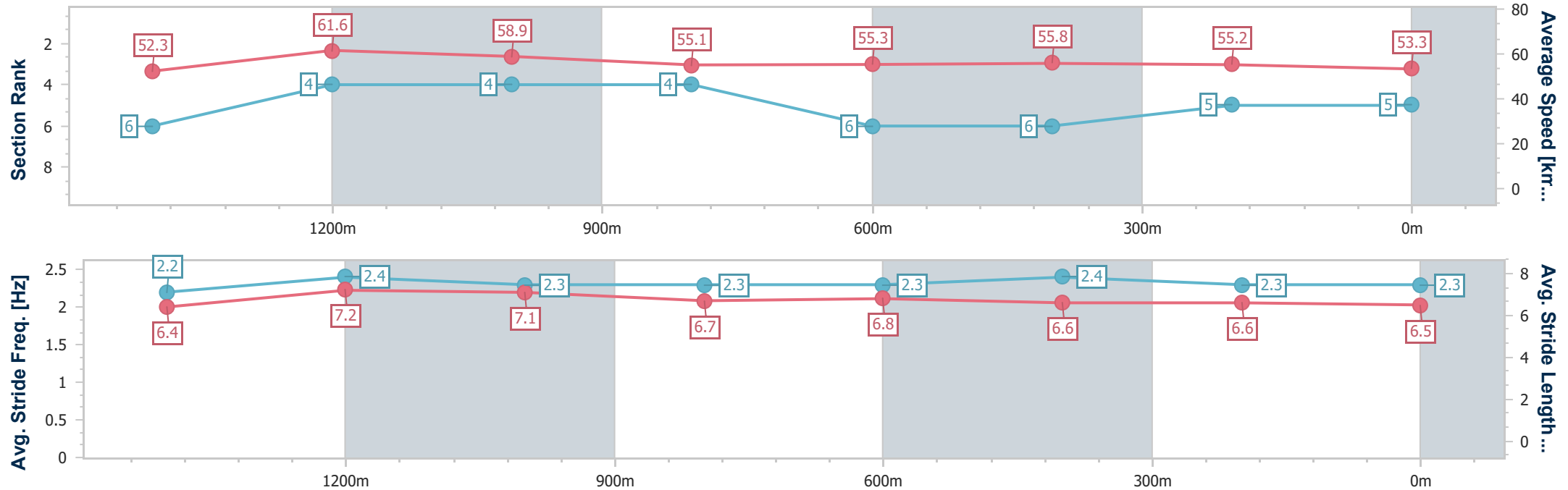
Horse/Jockey Name	Cape Crusader
Final Rank	5
Fastest Section Time (Section)	0:11.49 (1400m)
Top Speed [km/h] (Section)	66.9 (1400m)
Race State	Finished



Toowoomba QLD Professional
Race 2: NEIL MANSELL CONCRETE BENCHMARK 65 Handicap
- 1625m
28 March 2025 - 13:34
Track Rating: Heavy 9, Weather: Raining, Rail Position: True



Section	Overall	1400m	1200m	1000m	800m	600m	400m	200m					
Section Times	1:44.76 [5] (0:15.41)	1:29.35 [6] (0:11.49)	1:17.86 [4] (0:12.24)	1:05.62 [4] (0:13.16)	0:52.46 [4] (0:13.05)	0:39.41 [6] (0:12.92)	0:26.49 [6] (0:13.04)	0:13.45 [5] (0:13.45)					
Average Speed [km/h]	52.3	61.6	58.9	55.1	55.3	55.8	55.2	53.3					
Top Speed [km/h]	66.8	66.9	60.7	56.7	56.1	57.4	55.7	55.3					
Avg. Dist. to Rail [m]	4.1	2.4	1.5	1.7	0.8	1.0	0.7	2.4					
Avg. Stride Freq. [Hz]	2.2	2.4	2.3	2.3	2.3	2.4	2.3	2.3					
Avg. Stride Length [m]	6.4	7.2	7.1	6.7	6.8	6.6	6.6	6.5					





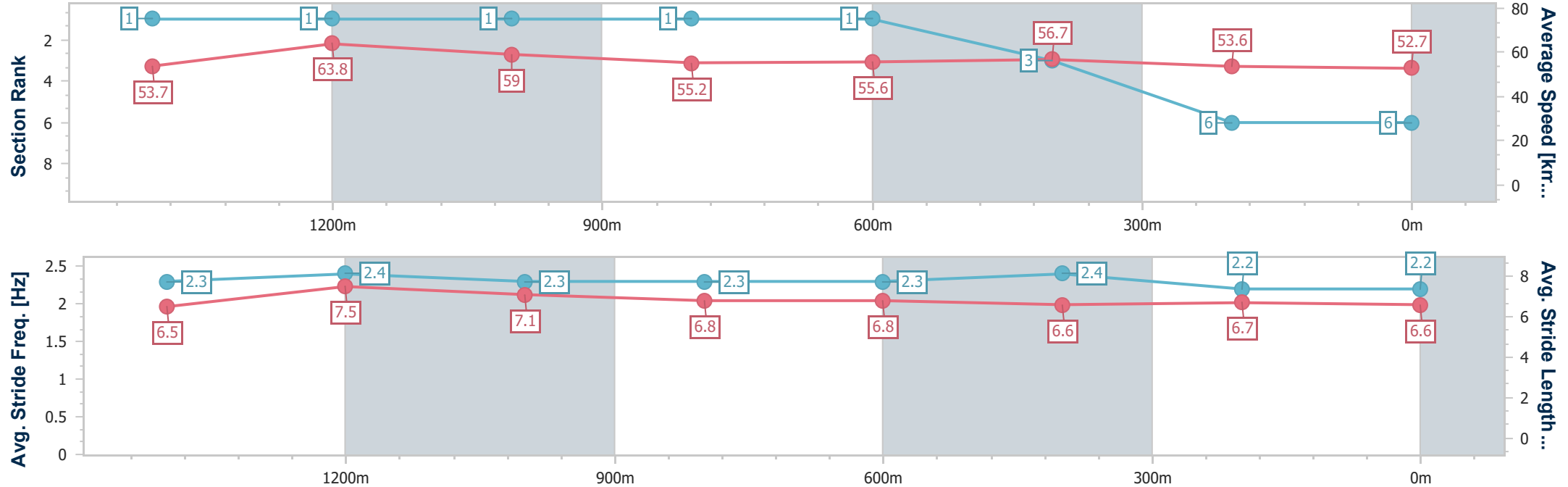
Horse/Jockey Name	Earl Of Devon
Final Rank	6
Fastest Section Time (Section)	0:11.34 (1400m)
Top Speed [km/h] (Section)	67.6 (1400m)
Race State	Finished



Toowoomba QLD Professional
Race 2: NEIL MANSELL CONCRETE BENCHMARK 65 Handicap
- 1625m
28 March 2025 - 13:34
Track Rating: Heavy 9, Weather: Raining, Rail Position: True



Section	Overall	1400m	1200m	1000m	800m	600m	400m	200m					
Section Times	1:45.03 [6] (0:15.20)	1:29.83 [1] (0:11.34)	1:18.49 [1] (0:12.25)	1:06.24 [1] (0:13.17)	0:53.07 [1] (0:13.11)	0:39.96 [1] (0:12.79)	0:27.17 [3] (0:13.51)	0:13.66 [6] (0:13.66)					
Average Speed [km/h]	53.7	63.8	59.0	55.2	55.6	56.7	53.6	52.7					
Top Speed [km/h]	67.3	67.6	61.0	57.0	58.0	58.2	54.8	52.9					
Avg. Dist. to Rail [m]	5.2	0.9	2.7	3.3	3.2	1.5	2.0	3.9					
Avg. Stride Freq. [Hz]	2.3	2.4	2.3	2.3	2.3	2.4	2.2	2.2					
Avg. Stride Length [m]	6.5	7.5	7.1	6.8	6.8	6.6	6.7	6.6					





Horse/Jockey Name	Jamaican Mecrazy
Final Rank	7
Fastest Section Time (Section)	0:11.43 (1400m)
Top Speed [km/h] (Section)	67.0 (Overall)
Race State	Finished



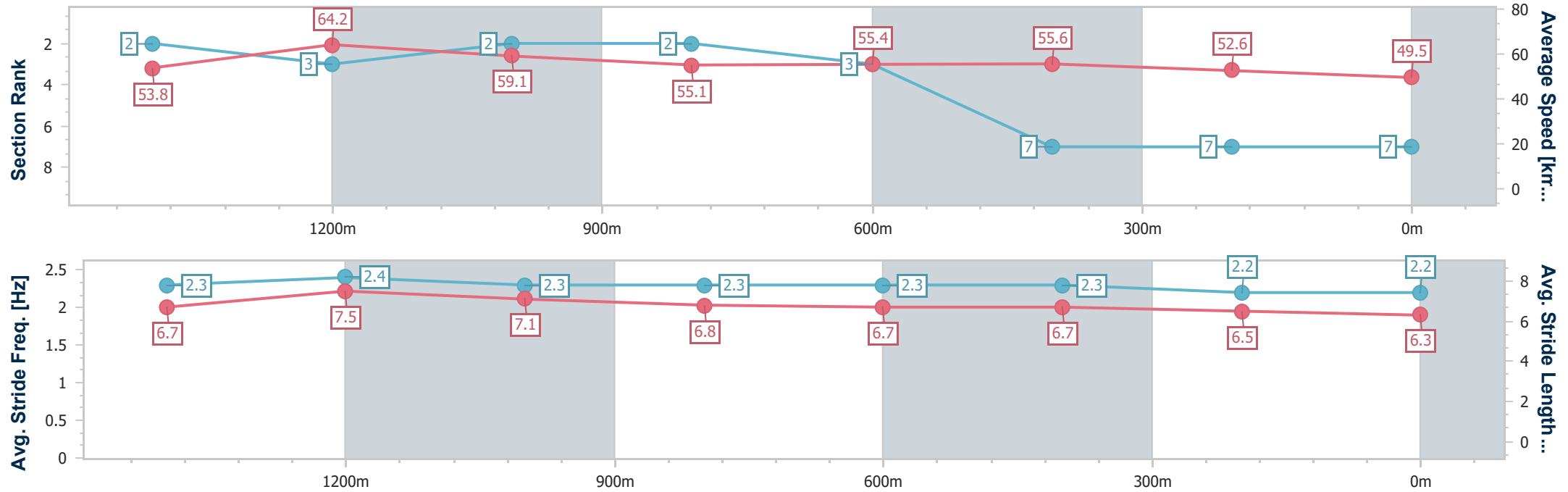
Toowoomba QLD Professional
Race 2: NEIL MANSELL CONCRETE BENCHMARK 65 Handicap
- 1625m



28 March 2025 - 13:34

Track Rating: Heavy 9, Weather: Raining, Rail Position: True

Section	Overall	1400m	1200m	1000m	800m	600m	400m	200m					
Section Times	1:46.57 [7] (0:15.28)	1:31.29 [2] (0:11.43)	1:19.86 [3] (0:12.23)	1:07.63 [2] (0:13.12)	0:54.51 [2] (0:13.13)	0:41.38 [3] (0:13.11)	0:28.27 [7] (0:13.74)	0:14.53 [7] (0:14.53)					
Average Speed [km/h]	53.8	64.2	59.1	55.1	55.4	55.6	52.6	49.5					
Top Speed [km/h]	67.0	66.9	62.8	56.5	57.3	58.8	53.9	51.3					
Avg. Dist. to Rail [m]	9.7	3.7	2.5	2.0	2.9	2.5	2.0	4.8					
Avg. Stride Freq. [Hz]	2.3	2.4	2.3	2.3	2.3	2.3	2.2	2.2					
Avg. Stride Length [m]	6.7	7.5	7.1	6.8	6.7	6.7	6.5	6.3					





Toowoomba QLD Professional
Race 3: PROVINCIAL DISTRIBUTORS QTIS Three-Year-Old Handicap -
1100m
28 March 2025 - 14:12



Track Rating: Heavy 9, Weather: Raining, Rail Position: True

Section						Overall	1000m	800m	600m	400m	200m	Last 600m		
Field Times						1:07.58 (0:08.14)	0:59.44 (0:11.09)	0:48.35 (0:11.28)	0:37.07 (0:11.89)	0:25.18 (0:12.55)	0:12.63 (0:12.63)	0:37.07		
Rank	TAB	Horse/Jockey	Barrier	Top Speed [km/h]	Fastest Section							Margin	Distance Travelled [m]	
1	5	LA RAZA	7	66.7	0:08.33	1:07.58 [1]	0:59.25 [4]	0:48.01 [4]	0:36.54 [6]	0:24.77 [2]	0:12.57 [2]	1:07.58	0:36.54	
		Cobi Vitler		1000m	Overall	(0:08.33)	(0:11.24)	(0:11.47)	(0:11.77)	(0:12.20)	(0:12.57)			
2	1	SHOWS A SIGN	3	67.3	0:08.21	1:08.51 [2]	1:00.30 [2]	0:49.28 [1]	0:38.00 [1]	0:26.11 [1]	0:13.56 [1]	5.3L	0:38.00 -15	
		Les Tilley		1000m	Overall	(0:08.21)	(0:11.02)	(0:11.28)	(0:11.89)	(0:12.55)	(0:13.56)			
3	8	YES I'M UGLY	5	66.2	0:08.46	1:08.94 [3]	1:00.48 [7]	0:49.21 [7]	0:37.86 [7]	0:25.84 [6]	0:13.23 [5]	7.8L	0:37.86 -4	
		Mark Du Plessis		1000m	Overall	(0:08.46)	(0:11.27)	(0:11.35)	(0:12.02)	(0:12.61)	(0:13.23)			
4	4	REIGNING ALPHA	6	66.9	0:08.37	1:09.04 [4]	1:00.67 [5]	0:49.48 [3]	0:38.09 [3]	0:26.14 [4]	0:13.45 [3]	8.3L	0:38.09 -5	
		Justin Stanley		1000m	Overall	(0:08.37)	(0:11.19)	(0:11.39)	(0:11.95)	(0:12.69)	(0:13.45)			
5	3	MISHANI CROWN	1	65.1	0:08.31	1:09.52 [5]	1:01.21 [3]	0:49.94 [5]	0:38.64 [2]	0:26.65 [3]	0:13.84 [4]	11.1L	0:38.64 -11	
		Madeleine Wishart		1000m	Overall	(0:08.31)	(0:11.27)	(0:11.30)	(0:11.99)	(0:12.81)	(0:13.84)			
6	9	VORKUTA	4	66.0	0:08.14	1:09.86 [6]	1:01.72 [1]	0:50.46 [2]	0:38.89 [5]	0:26.80 [5]	0:14.00 [6]	12.9L	0:38.89 -5	
		Nozi Tomizawa		1000m	Overall	(0:08.14)	(0:11.26)	(0:11.57)	(0:12.09)	(0:12.80)	(0:14.00)			
7	6	THROWUNDERTHEBUS	2	66.0	0:08.46	1:12.24 [7]	1:03.78 [6]	0:52.56 [6]	0:41.28 [4]	0:29.11 [7]	0:15.51 [7]	26.9L	0:41.28 -11	
		Georgina Cartwright		1000m	Overall	(0:08.46)	(0:11.22)	(0:11.28)	(0:12.17)	(0:13.60)	(0:15.51)			

Scratched: Alpha Bravo (#2), Rumi Star (#7)



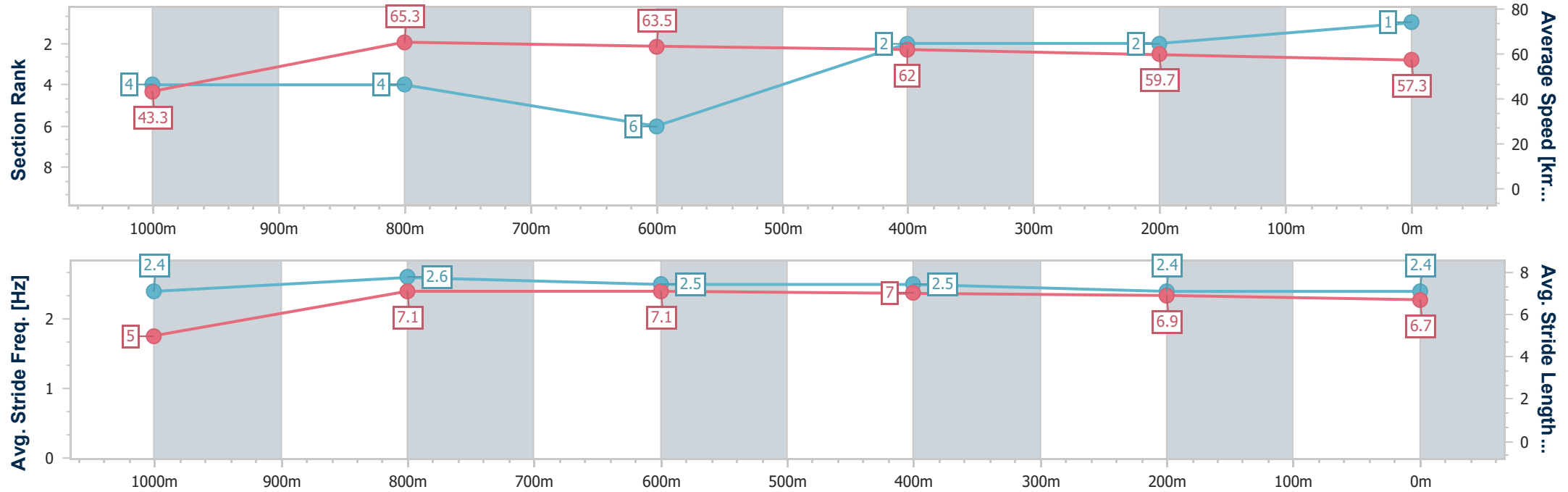
Horse/Jockey Name	La Raza
Final Rank	1
Fastest Section Time (Section)	0:08.33 (Overall)
Top Speed [km/h] (Section)	66.7 (1000m)
Race State	Finished



Toowoomba QLD Professional
Race 3: PROVINCIAL DISTRIBUTORS QTIS Three-Year-Old
Handicap - 1100m
28 March 2025 - 14:12
Track Rating: Heavy 9, Weather: Raining, Rail Position: True



Section	Overall	1000m	800m	600m	400m	200m								
Section Times	1:07.58 [1] (0:08.33)	0:59.25 [4] (0:11.24)	0:48.01 [4] (0:11.47)	0:36.54 [6] (0:11.77)	0:24.77 [2] (0:12.20)	0:12.57 [2] (0:12.57)								
Average Speed [km/h]	43.3	65.3	63.5	62.0	59.7	57.3								
Top Speed [km/h]	62.8	66.7	64.4	63.9	61.0	58.7								
Avg. Dist. to Rail [m]	13.8	7.0	3.6	2.9	3.7	3.0								
Avg. Stride Freq. [Hz]	2.4	2.6	2.5	2.5	2.4	2.4								
Avg. Stride Length [m]	5.0	7.1	7.1	7.0	6.9	6.7								





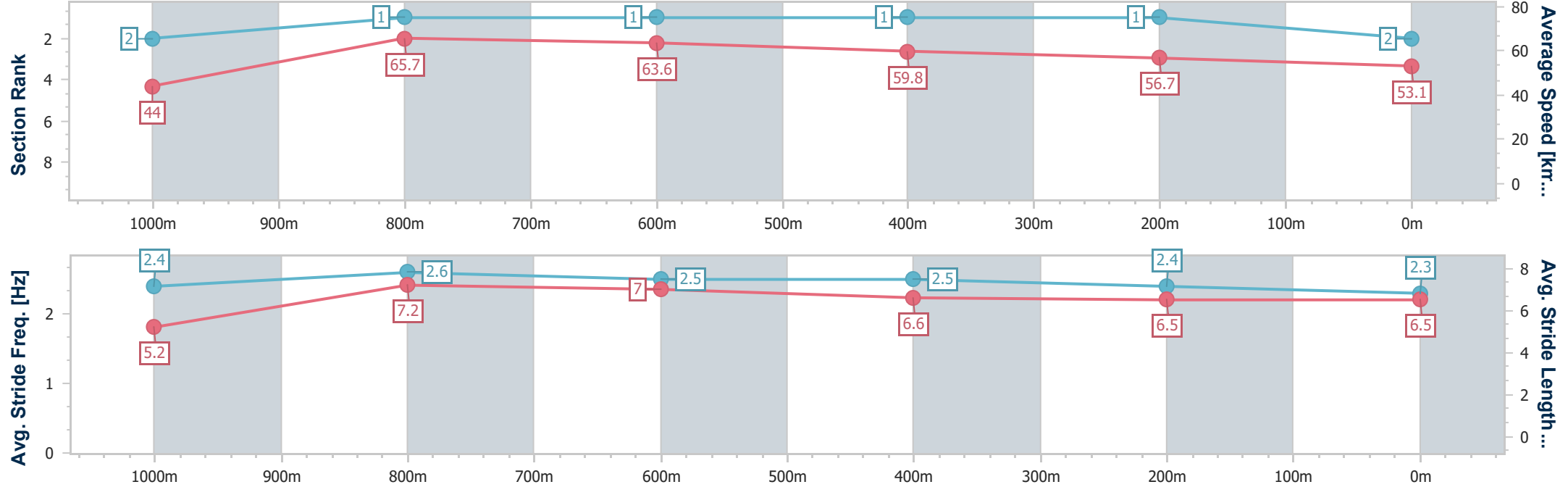
Horse/Jockey Name	Shows A Sign
Final Rank	2
Fastest Section Time (Section)	0:08.21 (Overall)
Top Speed [km/h] (Section)	67.3 (1000m)
Race State	Finished



Toowoomba QLD Professional
Race 3: PROVINCIAL DISTRIBUTORS QTIS Three-Year-Old
Handicap - 1100m
28 March 2025 - 14:12
Track Rating: Heavy 9, Weather: Raining, Rail Position: True



Section	Overall	1000m	800m	600m	400m	200m							
Section Times	1:08.51 [2] (0:08.21)	1:00.30 [2] (0:11.02)	0:49.28 [1] (0:11.28)	0:38.00 [1] (0:11.89)	0:26.11 [1] (0:12.55)	0:13.56 [1] (0:13.56)							
Average Speed [km/h]	44.0	65.7	63.6	59.8	56.7	53.1							
Top Speed [km/h]	64.8	67.3	66.1	62.7	58.1	55.6							
Avg. Dist. to Rail [m]	8.4	3.9	1.5	2.1	2.5	1.4							
Avg. Stride Freq. [Hz]	2.4	2.6	2.5	2.5	2.4	2.3							
Avg. Stride Length [m]	5.2	7.2	7.0	6.6	6.5	6.5							





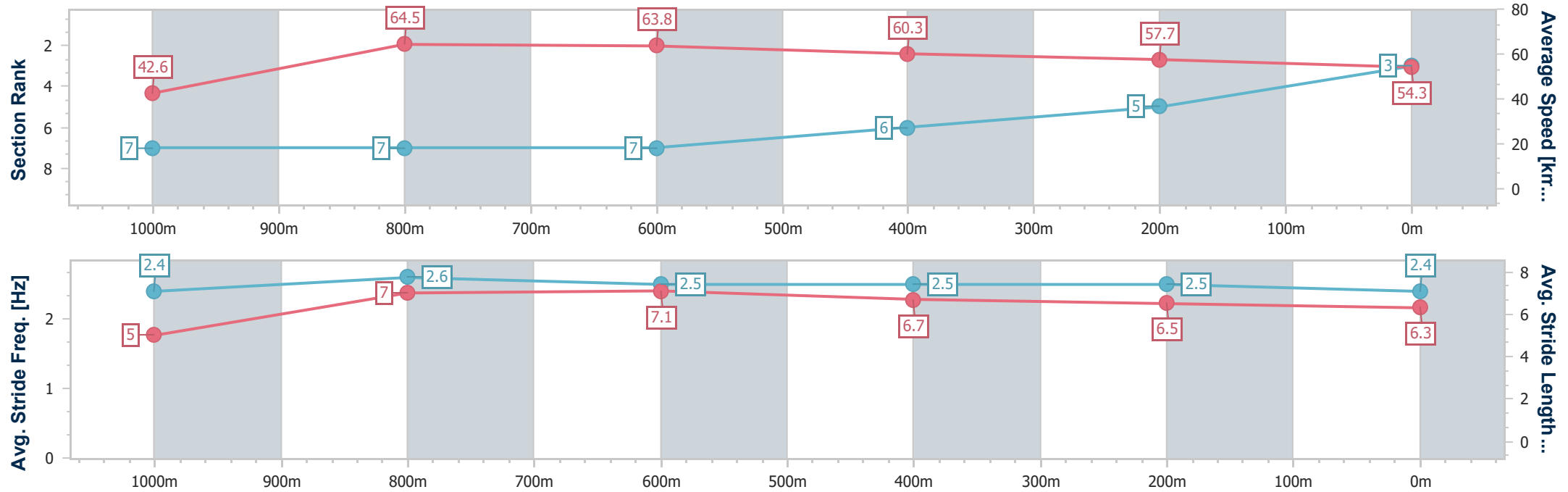
Horse/Jockey Name	Yes I'm Ugly
Final Rank	3
Fastest Section Time (Section)	0:08.46 (Overall)
Top Speed [km/h] (Section)	66.2 (1000m)
Race State	Finished



Toowoomba QLD Professional
Race 3: PROVINCIAL DISTRIBUTORS QTIS Three-Year-Old
Handicap - 1100m
28 March 2025 - 14:12
Track Rating: Heavy 9, Weather: Raining, Rail Position: True



Section	Overall	1000m	800m	600m	400m	200m							
Section Times	1:08.94 [3] (0:08.46)	1:00.48 [7] (0:11.27)	0:49.21 [7] (0:11.35)	0:37.86 [7] (0:12.02)	0:25.84 [6] (0:12.61)	0:13.23 [5] (0:13.23)							
Average Speed [km/h]	42.6	64.5	63.8	60.3	57.7	54.3							
Top Speed [km/h]	63.0	66.2	64.7	62.9	58.3	55.7							
Avg. Dist. to Rail [m]	10.1	4.8	0.9	1.3	3.3	3.4							
Avg. Stride Freq. [Hz]	2.4	2.6	2.5	2.5	2.5	2.4							
Avg. Stride Length [m]	5.0	7.0	7.1	6.7	6.5	6.3							





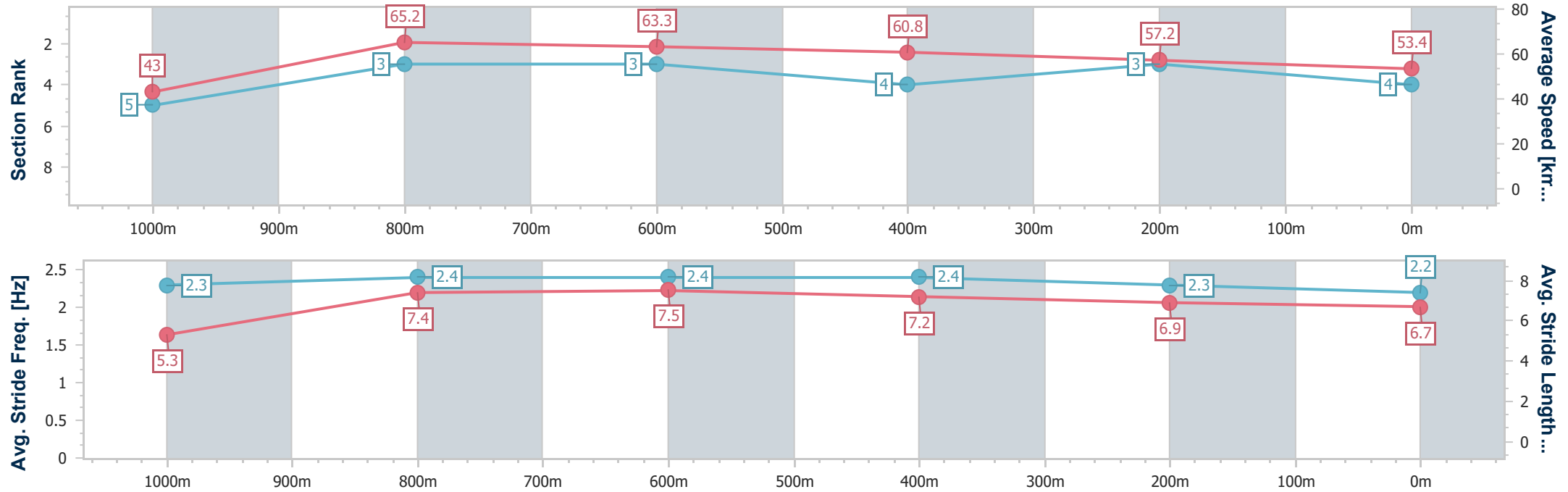
Horse/Jockey Name	Reigning Alpha
Final Rank	4
Fastest Section Time (Section)	0:08.37 (Overall)
Top Speed [km/h] (Section)	66.9 (1000m)
Race State	Finished



Toowoomba QLD Professional
Race 3: PROVINCIAL DISTRIBUTORS QTIS Three-Year-Old
Handicap - 1100m
28 March 2025 - 14:12
Track Rating: Heavy 9, Weather: Raining, Rail Position: True



Section	Overall	1000m	800m	600m	400m	200m							
Section Times	1:09.04 [4] (0:08.37)	1:00.67 [5] (0:11.19)	0:49.48 [3] (0:11.39)	0:38.09 [3] (0:11.95)	0:26.14 [4] (0:12.69)	0:13.45 [3] (0:13.45)							
Average Speed [km/h]	43.0	65.2	63.3	60.8	57.2	53.4							
Top Speed [km/h]	63.7	66.9	65.2	63.3	58.7	55.2							
Avg. Dist. to Rail [m]	11.9	5.6	1.1	1.2	2.7	2.8							
Avg. Stride Freq. [Hz]	2.3	2.4	2.4	2.4	2.3	2.2							
Avg. Stride Length [m]	5.3	7.4	7.5	7.2	6.9	6.7							





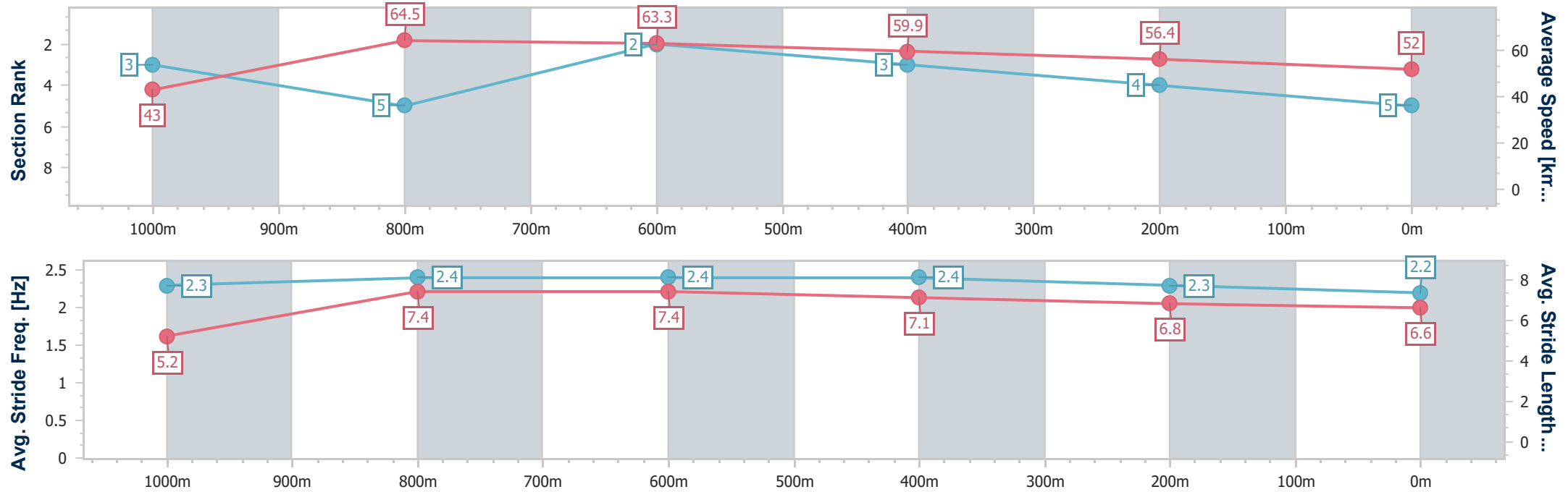
Horse/Jockey Name	Mishani Crown
Final Rank	5
Fastest Section Time (Section)	0:08.31 (Overall)
Top Speed [km/h] (Section)	65.1 (1000m)
Race State	Finished



Toowoomba QLD Professional
Race 3: PROVINCIAL DISTRIBUTORS QTIS Three-Year-Old
Handicap - 1100m
28 March 2025 - 14:12
Track Rating: Heavy 9, Weather: Raining, Rail Position: True



Section	Overall	1000m	800m	600m	400m	200m							
Section Times	1:09.52 [5] (0:08.31)	1:01.21 [3] (0:11.27)	0:49.94 [5] (0:11.30)	0:38.64 [2] (0:11.99)	0:26.65 [3] (0:12.81)	0:13.84 [4] (0:13.84)							
Average Speed [km/h]	43.0	64.5	63.3	59.9	56.4	52.0							
Top Speed [km/h]	63.3	65.1	64.8	63.0	57.8	55.2							
Avg. Dist. to Rail [m]	6.4	2.9	1.1	0.7	1.5	2.7							
Avg. Stride Freq. [Hz]	2.3	2.4	2.4	2.4	2.3	2.2							
Avg. Stride Length [m]	5.2	7.4	7.4	7.1	6.8	6.6							





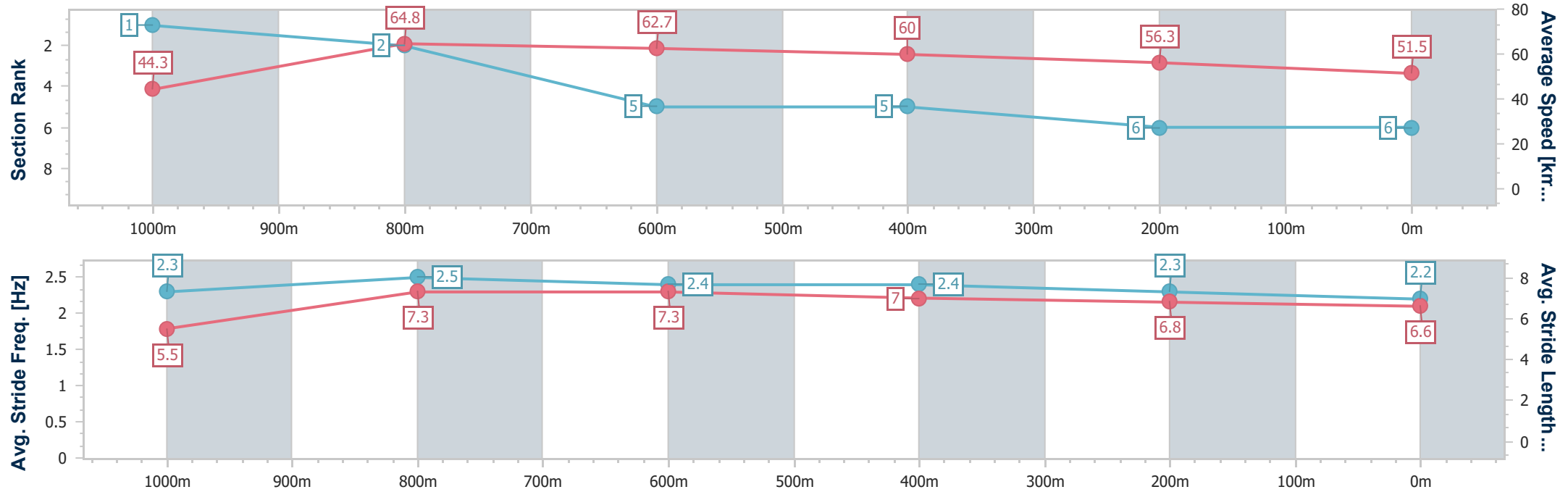
Horse/Jockey Name	Vorkuta
Final Rank	6
Fastest Section Time (Section)	0:08.14 (Overall)
Top Speed [km/h] (Section)	66.0 (1000m)
Race State	Finished



Toowoomba QLD Professional
Race 3: PROVINCIAL DISTRIBUTORS QTIS Three-Year-Old
Handicap - 1100m
28 March 2025 - 14:12
Track Rating: Heavy 9, Weather: Raining, Rail Position: True



Section	Overall	1000m	800m	600m	400m	200m							
Section Times	1:09.86 [6] (0:08.14)	1:01.72 [1] (0:11.26)	0:50.46 [2] (0:11.57)	0:38.89 [5] (0:12.09)	0:26.80 [5] (0:12.80)	0:14.00 [6] (0:14.00)							
Average Speed [km/h]	44.3	64.8	62.7	60.0	56.3	51.5							
Top Speed [km/h]	64.0	66.0	65.1	63.0	57.7	53.5							
Avg. Dist. to Rail [m]	8.6	4.1	1.9	1.7	1.1	3.8							
Avg. Stride Freq. [Hz]	2.3	2.5	2.4	2.4	2.3	2.2							
Avg. Stride Length [m]	5.5	7.3	7.3	7.0	6.8	6.6							





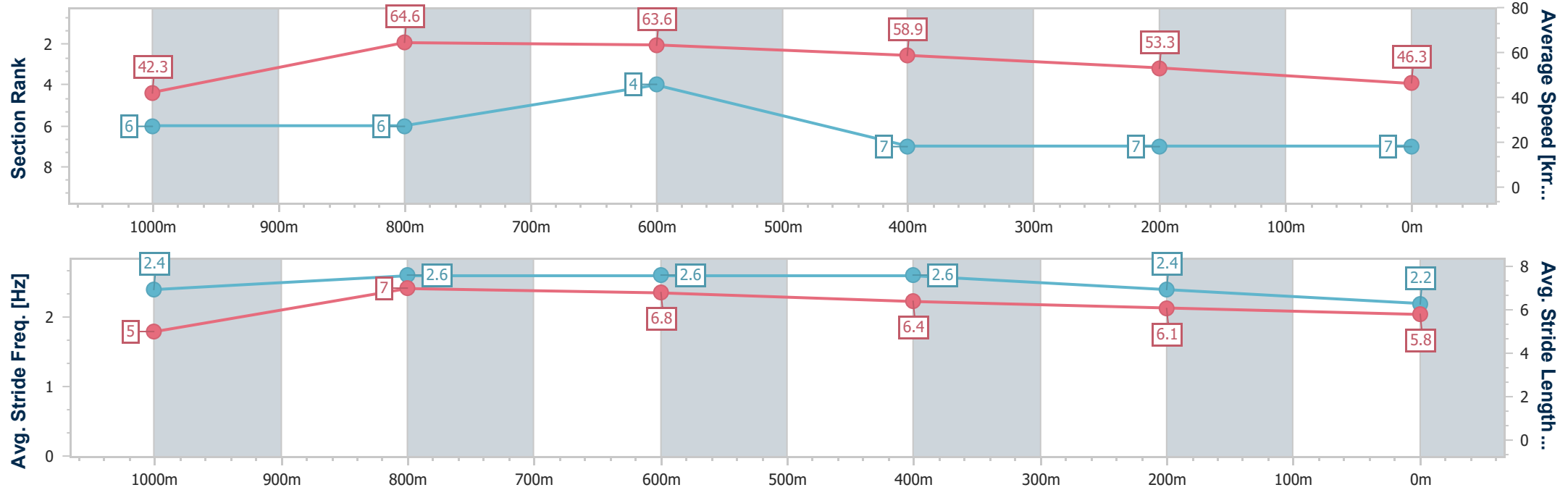
Horse/Jockey Name	Throwunderthebus
Final Rank	7
Fastest Section Time (Section)	0:08.46 (Overall)
Top Speed [km/h] (Section)	66.0 (1000m)
Race State	Finished



Toowoomba QLD Professional
Race 3: PROVINCIAL DISTRIBUTORS QTIS Three-Year-Old
Handicap - 1100m
28 March 2025 - 14:12
Track Rating: Heavy 9, Weather: Raining, Rail Position: True



Section	Overall	1000m	800m	600m	400m	200m							
Section Times	1:12.24 [7] (0:08.46)	1:03.78 [6] (0:11.22)	0:52.56 [6] (0:11.28)	0:41.28 [4] (0:12.17)	0:29.11 [7] (0:13.60)	0:15.51 [7] (0:15.51)							
Average Speed [km/h]	42.3	64.6	63.6	58.9	53.3	46.3							
Top Speed [km/h]	63.4	66.0	65.9	62.7	56.6	50.1							
Avg. Dist. to Rail [m]	7.3	2.4	1.1	0.4	2.5	5.8							
Avg. Stride Freq. [Hz]	2.4	2.6	2.6	2.6	2.4	2.2							
Avg. Stride Length [m]	5.0	7.0	6.8	6.4	6.1	5.8							





Toowoomba QLD Professional
Race 4: LIVEWIRED ELECTRICAL Maiden Plate - 1200m
28 March 2025 - 14:52



Track Rating: Heavy 8, Weather: Raining, Rail Position: True

Section						Overall	1000m	800m	600m	400m	200m	Last 600m		
Field Times						1:15.38 (0:13.48)	1:01.90 (0:11.62)	0:50.28 (0:11.97)	0:38.31 (0:12.51)	0:25.80 (0:12.97)	0:12.83 (0:12.83)	0:38.31		
Rank	TAB	Horse/Jockey	Barrier	Top Speed [km/h]	Fastest Section							Margin	Distance Travelled [m]	
1	10	PORRISTA	10	64.4	0:11.73	1:15.38 [1]	1:01.74 [4]	0:50.01 [4]	0:37.85 [5]	0:25.59 [2]	0:12.80 [2]	1:15.38	0:37.85	
		Jace McMurray		1000m	1000m	(0:13.64)	(0:11.73)	(0:12.16)	(0:12.26)	(0:12.79)	(0:12.80)			
2	5	TURN THE CORNER	9	64.7	0:11.77	1:15.71 [2]	1:01.82 [7]	0:50.05 [8]	0:38.04 [6]	0:25.75 [4]	0:13.04 [3]	1.8L	0:38.04	+0
		Angela Jones		Overall	1000m	(0:13.89)	(0:11.77)	(0:12.01)	(0:12.29)	(0:12.71)	(0:13.04)			
3	9	GIDDAY GIDDAY	11	65.7	0:11.49	1:16.14 [3]	1:02.52 [3]	0:51.03 [2]	0:39.07 [1]	0:26.56 [1]	0:13.59 [1]	4.3L	0:39.07	-1
		Kelsey Lenton		Overall	1000m	(0:13.62)	(0:11.49)	(0:11.96)	(0:12.51)	(0:12.97)	(0:13.59)			
4	2	BOOM CRUSHER	8	63.9	0:11.82	1:16.54 [4]	1:02.58 [9]	0:50.76 [11]	0:38.75 [8]	0:26.39 [7]	0:13.43 [4]	6.6L	0:38.75	+4
		Cejay Graham		Overall	1000m	(0:13.96)	(0:11.82)	(0:12.01)	(0:12.36)	(0:12.96)	(0:13.43)			
5	12	WORLDY SPIRIT	7	64.3	0:11.73	1:16.95 [5]	1:02.48 [12]	0:50.75 [12]	0:39.00 [10]	0:26.71 [8]	0:13.42 [7]	8.9L	0:39.00	+6
		Samantha Collett		1000m	1000m	(0:14.47)	(0:11.73)	(0:11.75)	(0:12.29)	(0:13.29)	(0:13.42)			
6	3	FREEMAN FURY	13	65.6	0:11.54	1:17.06 [6]	1:03.13 [8]	0:51.59 [6]	0:39.62 [4]	0:27.09 [5]	0:13.73 [6]	9.4L	0:39.62	+4
		Gabrielle Semmens		1000m	1000m	(0:13.93)	(0:11.54)	(0:11.97)	(0:12.53)	(0:13.36)	(0:13.73)			
7	4	NOVADAN	5	65.6	0:11.64	1:17.22 [7]	1:03.73 [2]	0:52.09 [3]	0:39.93 [3]	0:27.14 [6]	0:13.69 [8]	10.2L	0:39.93	-4
		Cobi Vitler		Overall	1000m	(0:13.49)	(0:11.64)	(0:12.16)	(0:12.79)	(0:13.45)	(0:13.69)			
8	15	UPSTART LOVER	4	65.5	0:11.62	1:17.66 [8]	1:04.18 [1]	0:52.56 [1]	0:40.45 [2]	0:27.87 [2]	0:14.35 [5]	12.7L	0:40.45	-11
		Shania Willis		Overall	1000m	(0:13.48)	(0:11.62)	(0:12.11)	(0:12.58)	(0:13.52)	(0:14.35)			
9	14	MAGIC VALOUR	3	63.8	0:11.65	1:18.56 [9]	1:04.80 [6]	0:53.15 [5]	0:40.87 [7]	0:28.12 [9]	0:14.91 [9]	18L	0:40.87	-3
		Bailey Wheeler		1000m	1000m	(0:13.76)	(0:11.65)	(0:12.28)	(0:12.75)	(0:13.21)	(0:14.91)			
10	20	OUR ANACONDA	2	64.7	0:11.51	1:19.85 [10]	1:05.64 [11]	0:54.13 [10]	0:41.87 [11]	0:29.27 [10]	0:15.56 [10]	25.5L	0:41.87	-6
		Les Tilley		1000m	1000m	(0:14.21)	(0:11.51)	(0:12.26)	(0:12.60)	(0:13.71)	(0:15.56)			

Scratched: Beans Means (#1), Good Girl Polly (#17), Rothweiler (#18), Blanch (#13), Vorkuta (#19), Victory Melody (#6), Hideyoshi (#7), Power Of Success (#8)



Toowoomba QLD Professional
Race 4: LIVEWIRED ELECTRICAL Maiden Plate - 1200m
28 March 2025 - 14:52



Track Rating: Heavy 8, Weather: Raining, Rail Position: True

Section						Overall	1000m	800m	600m	400m	200m	Last 600m		
Field Times						1:15.38 (0:13.48)	1:01.90 (0:11.62)	0:50.28 (0:11.97)	0:38.31 (0:12.51)	0:25.80 (0:12.97)	0:12.83 (0:12.83)	0:38.31		
Rank	TAB	Horse/Jockey	Barrier	Top Speed [km/h]	Fastest Section							Margin	Distance Travelled [m]	
11	16	SPRUCE	1	64.6	0:11.73	1:20.93 [11]	1:07.19 [5]	0:55.46 [7]	0:43.14 [9]	0:29.90 [11]	0:15.58 [11]	31.8L	0:43.14	-11
		Mark Du Plessis		1000m	1000m	(0:13.74)	(0:11.73)	(0:12.32)	(0:13.24)	(0:14.32)	(0:15.58)			
12	11	SUPA GEE	6	65.0	0:11.59	1:21.25 [12]	1:07.14 [10]	0:55.55 [9]	0:43.09 [12]	0:29.41 [12]	0:15.21 [12]	33.6L	0:43.09	-11
		Justin Stanley		Overall	1000m	(0:14.11)	(0:11.59)	(0:12.46)	(0:13.68)	(0:14.20)	(0:15.21)			

Scratched: Beans Means (#1), Good Girl Polly (#17), Rothweiler (#18), Blanch (#13), Vorkuta (#19), Victory Melody (#6), Hideyoshi (#7), Power Of Success (#8)



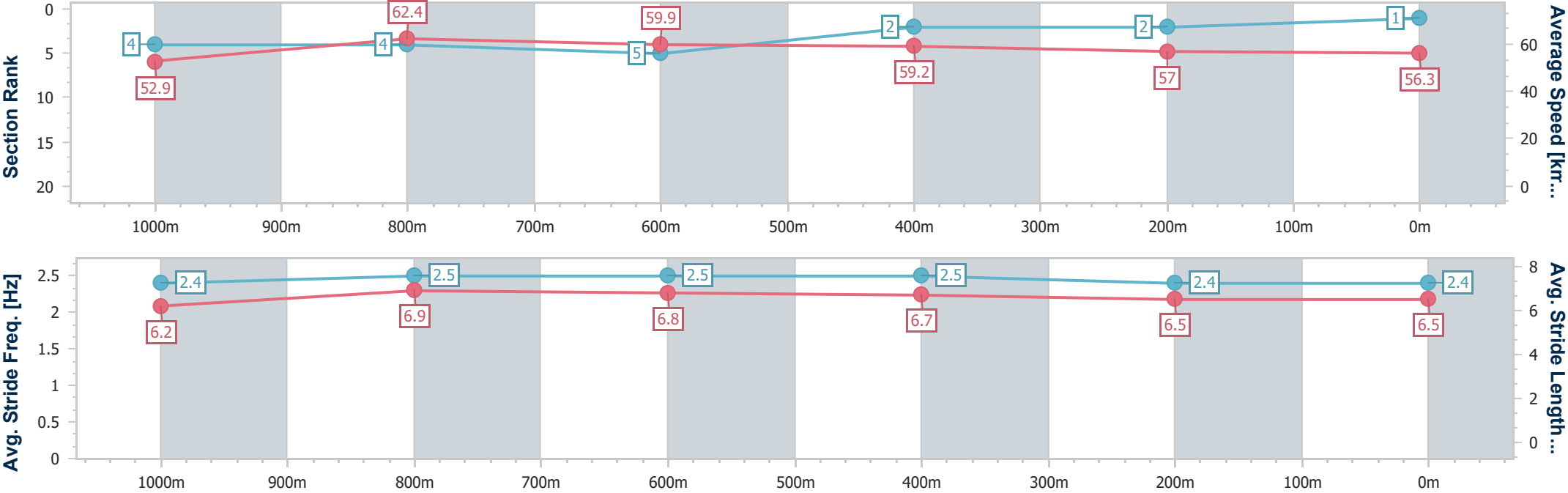
Horse/Jockey Name	Porrista
Final Rank	1
Fastest Section Time (Section)	0:11.73 (1000m)
Top Speed [km/h] (Section)	64.4 (1000m)
Race State	Finished



Toowoomba QLD Professional
Race 4: LIVEWIRED ELECTRICAL Maiden Plate - 1200m
28 March 2025 - 14:52
Track Rating: Heavy 8, Weather: Raining, Rail Position: True



Section	Overall	1000m	800m	600m	400m	200m								
Section Times	1:15.38 [1] (0:13.64)	1:01.74 [4] (0:11.73)	0:50.01 [4] (0:12.16)	0:37.85 [5] (0:12.26)	0:25.59 [2] (0:12.79)	0:12.80 [2] (0:12.80)								
Average Speed [km/h]	52.9	62.4	59.9	59.2	57.0	56.3								
Top Speed [km/h]	64.4	64.4	61.2	60.3	58.1	57.3								
Avg. Dist. to Rail [m]	10.1	4.8	3.3	1.8	3.8	7.1								
Avg. Stride Freq. [Hz]	2.4	2.5	2.5	2.5	2.4	2.4								
Avg. Stride Length [m]	6.2	6.9	6.8	6.7	6.5	6.5								





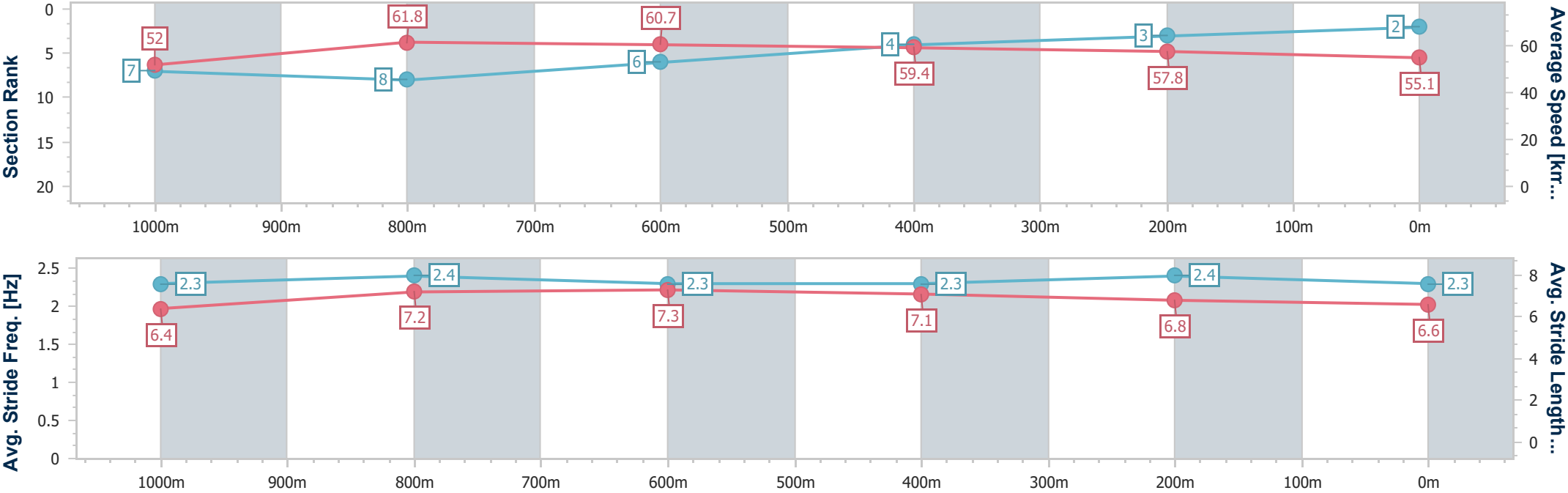
Horse/Jockey Name	Turn The Corner
Final Rank	2
Fastest Section Time (Section)	0:11.77 (1000m)
Top Speed [km/h] (Section)	64.7 (Overall)
Race State	Finished



Toowoomba QLD Professional
Race 4: LIVEWIRED ELECTRICAL Maiden Plate - 1200m
28 March 2025 - 14:52
Track Rating: Heavy 8, Weather: Raining, Rail Position: True



Section	Overall	1000m	800m	600m	400m	200m							
Section Times	1:15.71 [2] (0:13.89)	1:01.82 [7] (0:11.77)	0:50.05 [8] (0:12.01)	0:38.04 [6] (0:12.29)	0:25.75 [4] (0:12.71)	0:13.04 [3] (0:13.04)							
Average Speed [km/h]	52.0	61.8	60.7	59.4	57.8	55.1							
Top Speed [km/h]	64.7	64.3	61.5	61.6	58.8	56.8							
Avg. Dist. to Rail [m]	10.1	4.0	2.5	3.0	5.6	7.6							
Avg. Stride Freq. [Hz]	2.3	2.4	2.3	2.3	2.4	2.3							
Avg. Stride Length [m]	6.4	7.2	7.3	7.1	6.8	6.6							





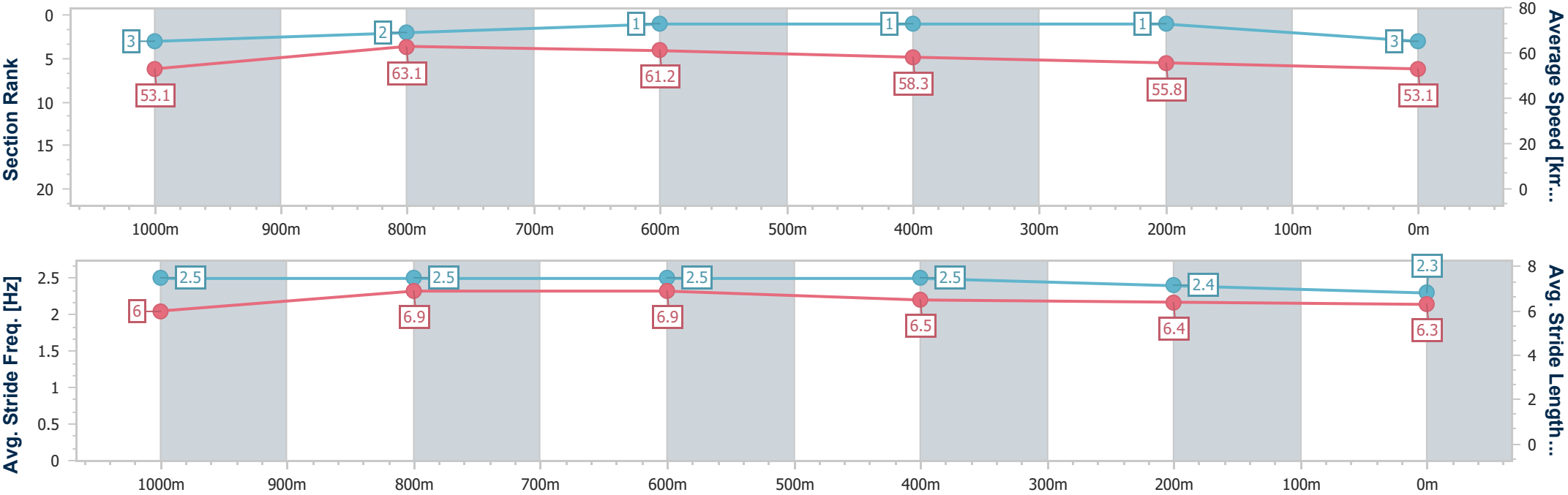
Horse/Jockey Name	Gidday Gidday
Final Rank	3
Fastest Section Time (Section)	0:11.49 (1000m)
Top Speed [km/h] (Section)	65.7 (Overall)
Race State	Finished



Toowoomba QLD Professional
Race 4: LIVEWIRED ELECTRICAL Maiden Plate - 1200m
28 March 2025 - 14:52
Track Rating: Heavy 8, Weather: Raining, Rail Position: True



Section	Overall	1000m	800m	600m	400m	200m							
Section Times	1:16.14 [3] (0:13.62)	1:02.52 [3] (0:11.49)	0:51.03 [2] (0:11.96)	0:39.07 [1] (0:12.51)	0:26.56 [1] (0:12.97)	0:13.59 [1] (0:13.59)							
Average Speed [km/h]	53.1	63.1	61.2	58.3	55.8	53.1							
Top Speed [km/h]	65.7	65.2	62.2	59.7	56.8	54.8							
Avg. Dist. to Rail [m]	11.1	3.8	3.0	3.0	2.4	3.6							
Avg. Stride Freq. [Hz]	2.5	2.5	2.5	2.5	2.4	2.3							
Avg. Stride Length [m]	6.0	6.9	6.9	6.5	6.4	6.3							





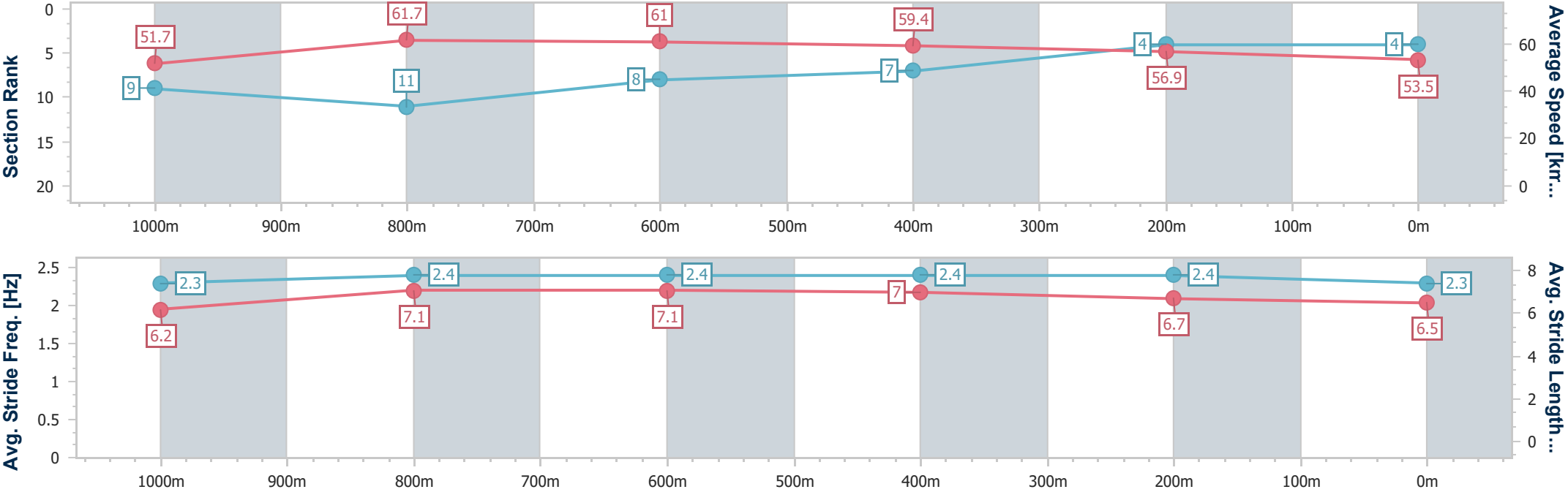
Horse/Jockey Name	Boom Crusher
Final Rank	4
Fastest Section Time (Section)	0:11.82 (1000m)
Top Speed [km/h] (Section)	63.9 (Overall)
Race State	Finished



Toowoomba QLD Professional
Race 4: LIVEWIRED ELECTRICAL Maiden Plate - 1200m
28 March 2025 - 14:52
Track Rating: Heavy 8, Weather: Raining, Rail Position: True



Section	Overall	1000m	800m	600m	400m	200m							
Section Times	1:16.54 [4] (0:13.96)	1:02.58 [9] (0:11.82)	0:50.76 [11] (0:12.01)	0:38.75 [8] (0:12.36)	0:26.39 [7] (0:12.96)	0:13.43 [4] (0:13.43)							
Average Speed [km/h]	51.7	61.7	61.0	59.4	56.9	53.5							
Top Speed [km/h]	63.9	63.2	61.3	60.8	58.4	55.8							
Avg. Dist. to Rail [m]	9.2	4.5	4.0	4.1	6.3	7.2							
Avg. Stride Freq. [Hz]	2.3	2.4	2.4	2.4	2.4	2.3							
Avg. Stride Length [m]	6.2	7.1	7.1	7.0	6.7	6.5							





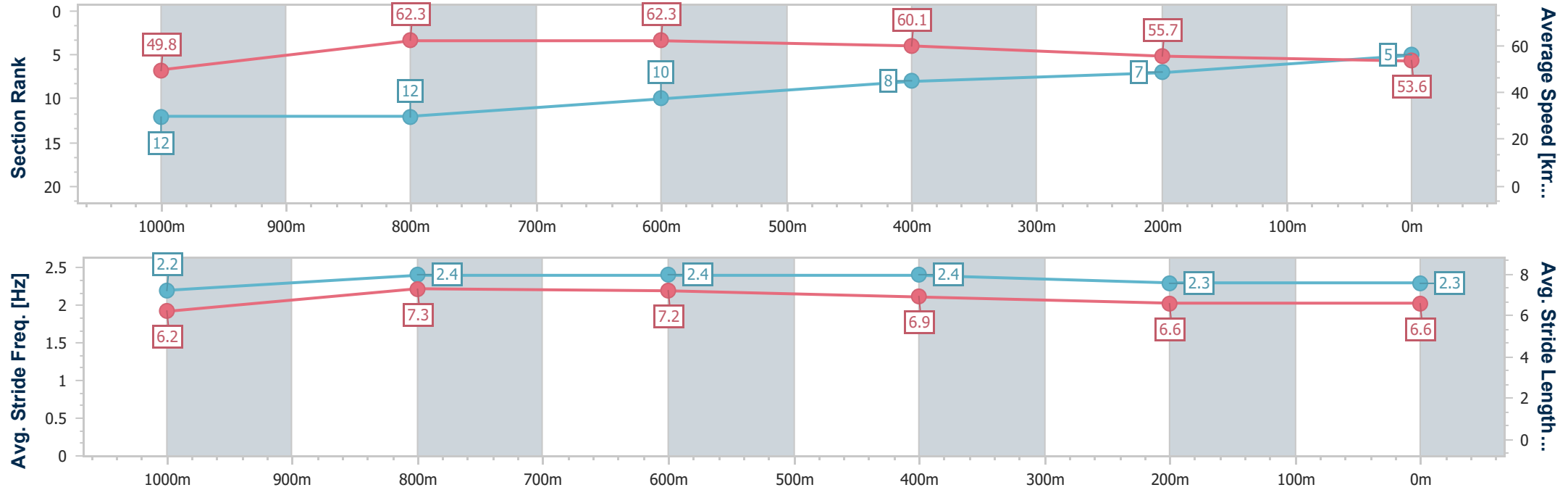
Horse/Jockey Name	Worldy Spirit
Final Rank	5
Fastest Section Time (Section)	0:11.73 (1000m)
Top Speed [km/h] (Section)	64.3 (1000m)
Race State	Finished



Toowoomba QLD Professional
Race 4: LIVEWIRED ELECTRICAL Maiden Plate - 1200m
28 March 2025 - 14:52
Track Rating: Heavy 8, Weather: Raining, Rail Position: True



Section	Overall	1000m	800m	600m	400m	200m							
Section Times	1:16.95 [5] (0:14.47)	1:02.48 [12] (0:11.73)	0:50.75 [12] (0:11.75)	0:39.00 [10] (0:12.29)	0:26.71 [8] (0:13.29)	0:13.42 [7] (0:13.42)							
Average Speed [km/h]	49.8	62.3	62.3	60.1	55.7	53.6							
Top Speed [km/h]	64.0	64.3	63.4	61.9	58.2	53.9							
Avg. Dist. to Rail [m]	9.6	4.9	4.2	5.1	7.4	8.2							
Avg. Stride Freq. [Hz]	2.2	2.4	2.4	2.4	2.3	2.3							
Avg. Stride Length [m]	6.2	7.3	7.2	6.9	6.6	6.6							





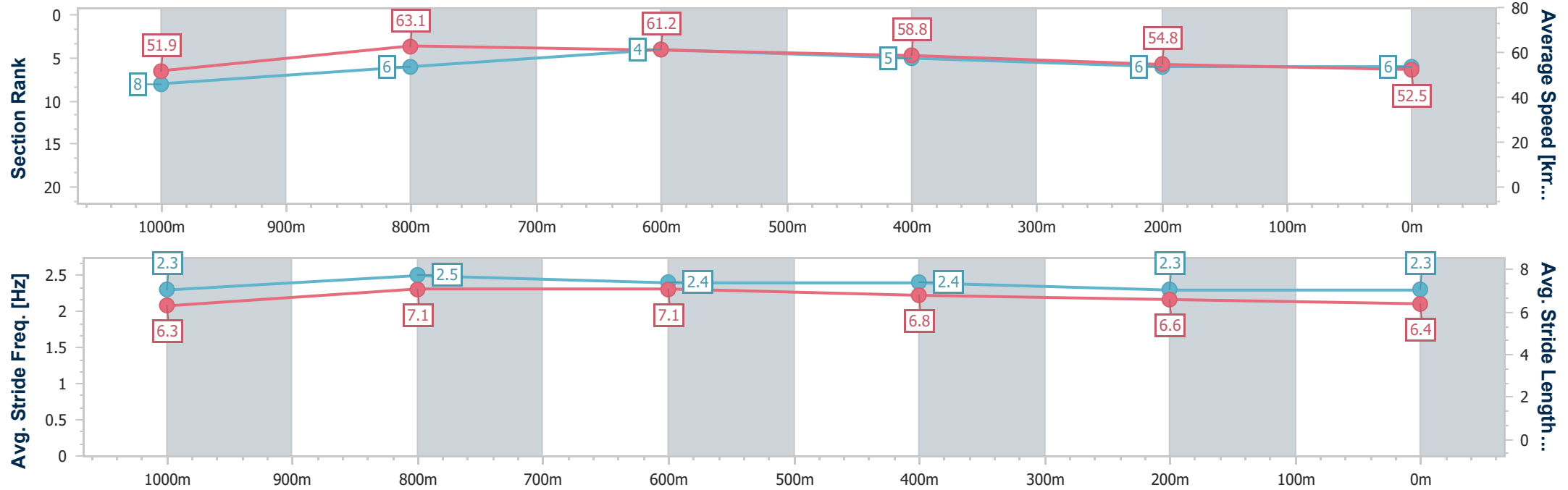
Horse/Jockey Name	Freeman Fury
Final Rank	6
Fastest Section Time (Section)	0:11.54 (1000m)
Top Speed [km/h] (Section)	65.6 (1000m)
Race State	Finished



Toowoomba QLD Professional
Race 4: LIVEWIRED ELECTRICAL Maiden Plate - 1200m
28 March 2025 - 14:52
Track Rating: Heavy 8, Weather: Raining, Rail Position: True



Section	Overall	1000m	800m	600m	400m	200m							
Section Times	1:17.06 [6] (0:13.93)	1:03.13 [8] (0:11.54)	0:51.59 [6] (0:11.97)	0:39.62 [4] (0:12.53)	0:27.09 [5] (0:13.36)	0:13.73 [6] (0:13.73)							
Average Speed [km/h]	51.9	63.1	61.2	58.8	54.8	52.5							
Top Speed [km/h]	63.6	65.6	63.0	60.7	56.7	53.0							
Avg. Dist. to Rail [m]	12.1	4.7	4.0	4.7	4.7	4.4							
Avg. Stride Freq. [Hz]	2.3	2.5	2.4	2.4	2.3	2.3							
Avg. Stride Length [m]	6.3	7.1	7.1	6.8	6.6	6.4							





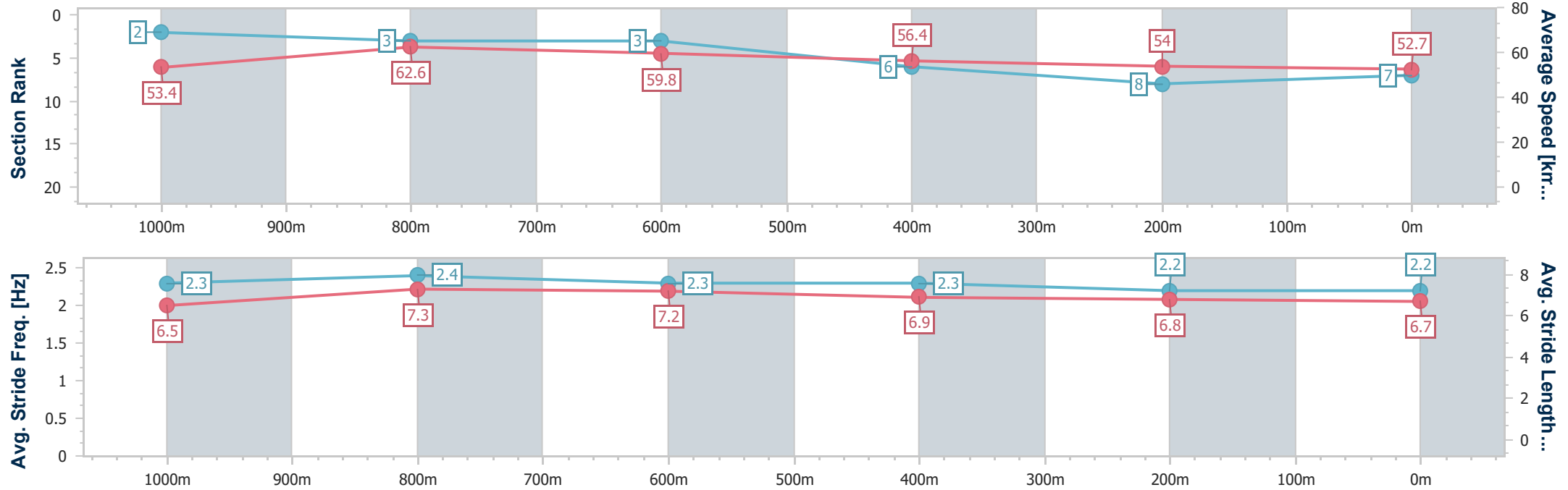
Horse/Jockey Name	Novadan
Final Rank	7
Fastest Section Time (Section)	0:11.64 (1000m)
Top Speed [km/h] (Section)	65.6 (Overall)
Race State	Finished



Toowoomba QLD Professional
Race 4: LIVEWIRED ELECTRICAL Maiden Plate - 1200m
28 March 2025 - 14:52
Track Rating: Heavy 8, Weather: Raining, Rail Position: True



Section	Overall	1000m	800m	600m	400m	200m							
Section Times	1:17.22 [7] (0:13.49)	1:03.73 [2] (0:11.64)	0:52.09 [3] (0:12.16)	0:39.93 [3] (0:12.79)	0:27.14 [6] (0:13.45)	0:13.69 [8] (0:13.69)							
Average Speed [km/h]	53.4	62.6	59.8	56.4	54.0	52.7							
Top Speed [km/h]	65.6	64.9	60.8	59.4	54.8	53.3							
Avg. Dist. to Rail [m]	7.3	3.1	2.6	1.1	2.6	5.3							
Avg. Stride Freq. [Hz]	2.3	2.4	2.3	2.3	2.2	2.2							
Avg. Stride Length [m]	6.5	7.3	7.2	6.9	6.8	6.7							





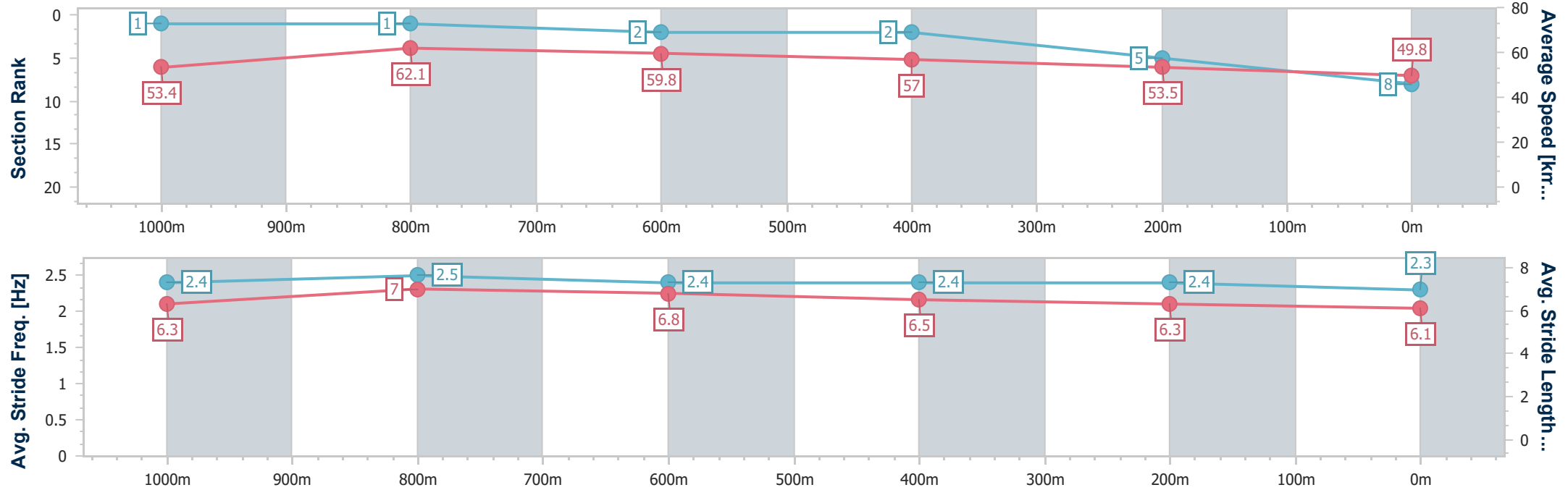
Horse/Jockey Name	Upstart Lover
Final Rank	8
Fastest Section Time (Section)	0:11.62 (1000m)
Top Speed [km/h] (Section)	65.5 (Overall)
Race State	Finished



Toowoomba QLD Professional
Race 4: LIVEWIRED ELECTRICAL Maiden Plate - 1200m
28 March 2025 - 14:52
Track Rating: Heavy 8, Weather: Raining, Rail Position: True



Section	Overall	1000m	800m	600m	400m	200m							
Section Times	1:17.66 [8] (0:13.48)	1:04.18 [1] (0:11.62)	0:52.56 [1] (0:12.11)	0:40.45 [2] (0:12.58)	0:27.87 [2] (0:13.52)	0:14.35 [5] (0:14.35)							
Average Speed [km/h]	53.4	62.1	59.8	57.0	53.5	49.8							
Top Speed [km/h]	65.5	64.2	60.9	60.6	54.3	52.4							
Avg. Dist. to Rail [m]	5.6	1.5	1.0	0.5	1.3	3.3							
Avg. Stride Freq. [Hz]	2.4	2.5	2.4	2.4	2.4	2.3							
Avg. Stride Length [m]	6.3	7.0	6.8	6.5	6.3	6.1							





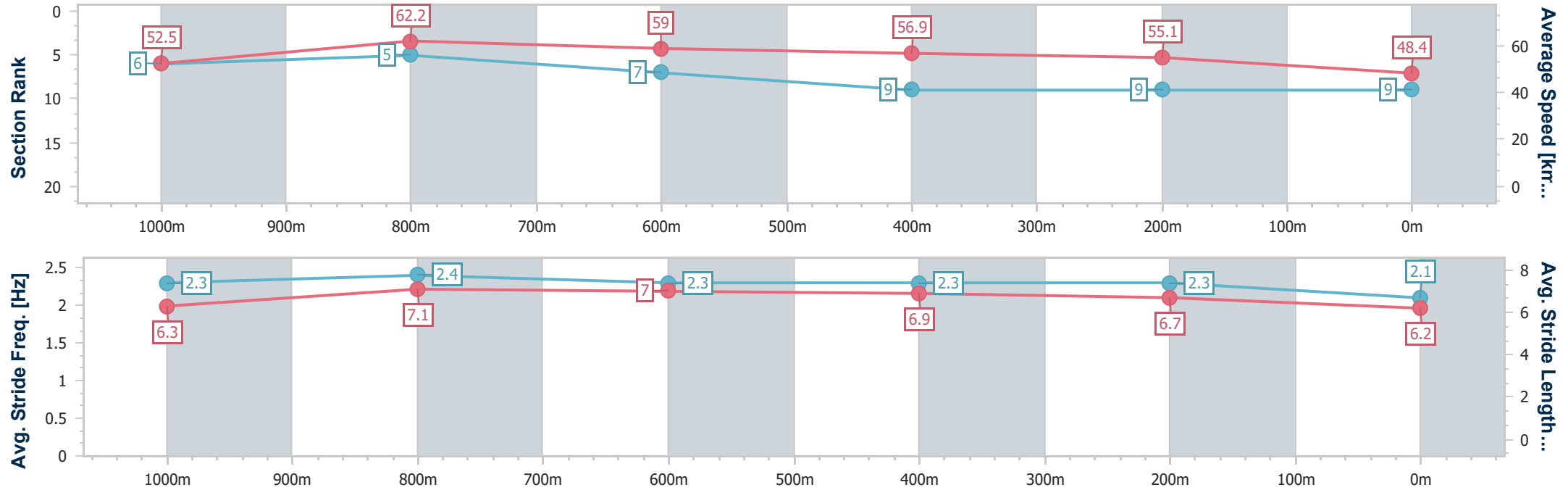
Horse/Jockey Name	Magic Valour
Final Rank	9
Fastest Section Time (Section)	0:11.65 (1000m)
Top Speed [km/h] (Section)	63.8 (1000m)
Race State	Finished



Toowoomba QLD Professional
Race 4: LIVEWIRED ELECTRICAL Maiden Plate - 1200m
28 March 2025 - 14:52
Track Rating: Heavy 8, Weather: Raining, Rail Position: True



Section	Overall	1000m	800m	600m	400m	200m								
Section Times	1:18.56 [9] (0:13.76)	1:04.80 [6] (0:11.65)	0:53.15 [5] (0:12.28)	0:40.87 [7] (0:12.75)	0:28.12 [9] (0:13.21)	0:14.91 [9] (0:14.91)								
Average Speed [km/h]	52.5	62.2	59.0	56.9	55.1	48.4								
Top Speed [km/h]	63.2	63.8	60.1	60.9	56.7	52.5								
Avg. Dist. to Rail [m]	5.2	2.7	1.8	1.9	4.4	7.2								
Avg. Stride Freq. [Hz]	2.3	2.4	2.3	2.3	2.3	2.1								
Avg. Stride Length [m]	6.3	7.1	7.0	6.9	6.7	6.2								





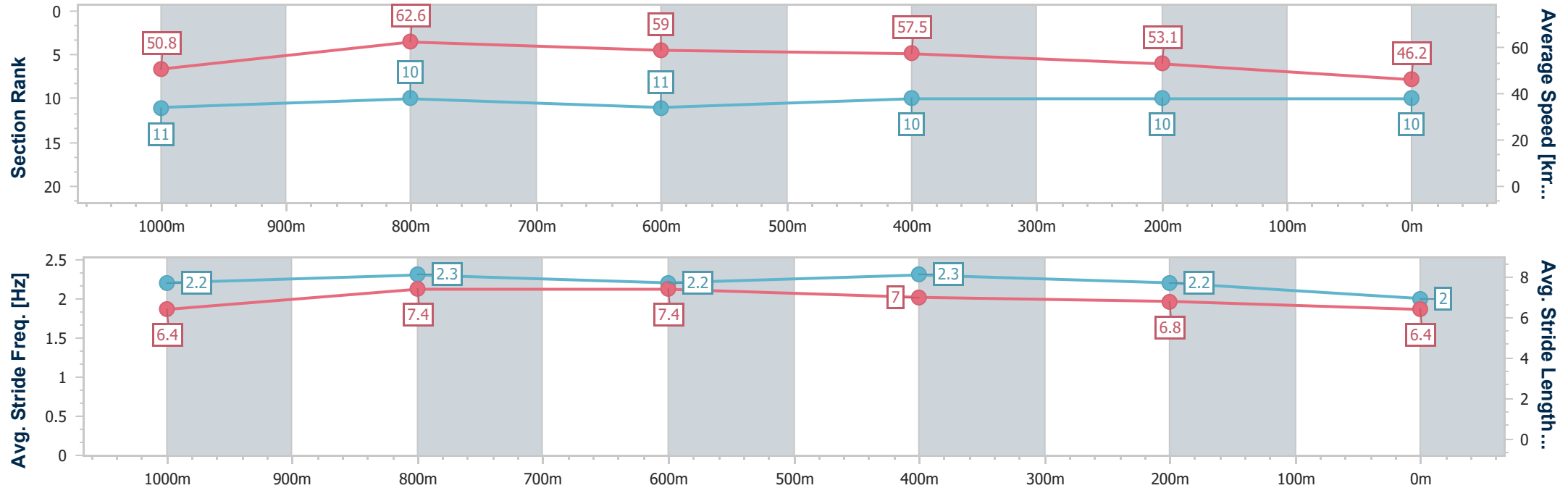
Horse/Jockey Name	Our Anaconda
Final Rank	10
Fastest Section Time (Section)	0:11.51 (1000m)
Top Speed [km/h] (Section)	64.7 (1000m)
Race State	Finished



Toowoomba QLD Professional
Race 4: LIVEWIRED ELECTRICAL Maiden Plate - 1200m
28 March 2025 - 14:52
Track Rating: Heavy 8, Weather: Raining, Rail Position: True



Section	Overall	1000m	800m	600m	400m	200m							
Section Times	1:19.85 [10] (0:14.21)	1:05.64 [11] (0:11.51)	0:54.13 [10] (0:12.26)	0:41.87 [11] (0:12.60)	0:29.27 [10] (0:13.71)	0:15.56 [10] (0:15.56)							
Average Speed [km/h]	50.8	62.6	59.0	57.5	53.1	46.2							
Top Speed [km/h]	64.7	64.7	61.4	59.2	55.2	50.3							
Avg. Dist. to Rail [m]	4.2	1.1	1.2	1.6	3.3	4.7							
Avg. Stride Freq. [Hz]	2.2	2.3	2.2	2.3	2.2	2.0							
Avg. Stride Length [m]	6.4	7.4	7.4	7.0	6.8	6.4							





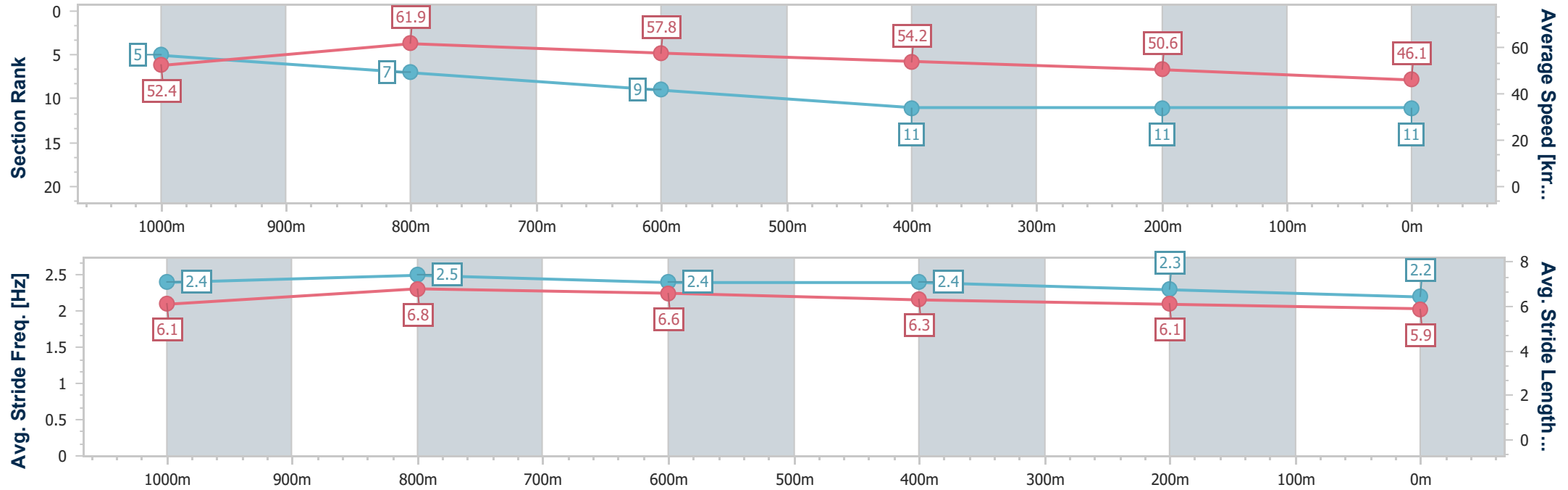
Horse/Jockey Name	Spruce
Final Rank	11
Fastest Section Time (Section)	0:11.73 (1000m)
Top Speed [km/h] (Section)	64.6 (1000m)
Race State	Finished



Toowoomba QLD Professional
Race 4: LIVEWIRED ELECTRICAL Maiden Plate - 1200m
28 March 2025 - 14:52
Track Rating: Heavy 8, Weather: Raining, Rail Position: True



Section	Overall	1000m	800m	600m	400m	200m							
Section Times	1:20.93 [11] (0:13.74)	1:07.19 [5] (0:11.73)	0:55.46 [7] (0:12.32)	0:43.14 [9] (0:13.24)	0:29.90 [11] (0:14.32)	0:15.58 [11] (0:15.58)							
Average Speed [km/h]	52.4	61.9	57.8	54.2	50.6	46.1							
Top Speed [km/h]	64.5	64.6	59.5	58.5	51.5	49.5							
Avg. Dist. to Rail [m]	5.1	2.7	2.2	0.9	1.4	2.2							
Avg. Stride Freq. [Hz]	2.4	2.5	2.4	2.4	2.3	2.2							
Avg. Stride Length [m]	6.1	6.8	6.6	6.3	6.1	5.9							





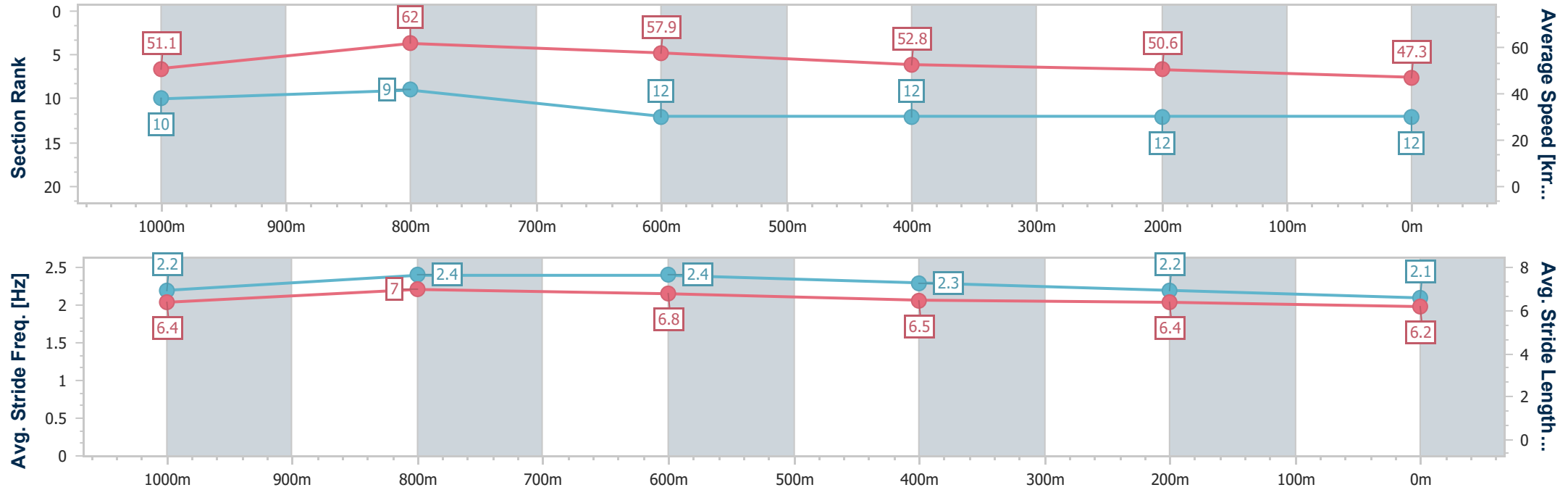
Horse/Jockey Name	Supa Gee
Final Rank	12
Fastest Section Time (Section)	0:11.59 (1000m)
Top Speed [km/h] (Section)	65.0 (Overall)
Race State	Finished



Toowoomba QLD Professional
Race 4: LIVEWIRED ELECTRICAL Maiden Plate - 1200m
28 March 2025 - 14:52
Track Rating: Heavy 8, Weather: Raining, Rail Position: True



Section	Overall	1000m	800m	600m	400m	200m							
Section Times	1:21.25 [12] (0:14.11)	1:07.14 [10] (0:11.59)	0:55.55 [9] (0:12.46)	0:43.09 [12] (0:13.68)	0:29.41 [12] (0:14.20)	0:15.21 [12] (0:15.21)							
Average Speed [km/h]	51.1	62.0	57.9	52.8	50.6	47.3							
Top Speed [km/h]	65.0	64.9	60.6	56.7	51.9	49.7							
Avg. Dist. to Rail [m]	5.6	0.7	1.2	1.0	1.2	2.4							
Avg. Stride Freq. [Hz]	2.2	2.4	2.4	2.3	2.2	2.1							
Avg. Stride Length [m]	6.4	7.0	6.8	6.5	6.4	6.2							





Toowoomba QLD Professional
Race 5: TOOWOOMBA TRUCK SPARES PAT O'SHEA QTIS 2YO Plate -
1200m
28 March 2025 - 15:28



Track Rating: Heavy 9, Weather: Raining, Rail Position: True

Section						Overall	1000m	800m	600m	400m	200m	Last 600m		
Field Times						1:16.17 (0:13.20)	1:02.97 (0:11.21)	0:51.76 (0:12.02)	0:39.74 (0:12.86)	0:26.88 (0:13.12)	0:13.76 (0:13.76)	0:39.74		
Rank	TAB	Horse/Jockey	Barrier	Top Speed [km/h]	Fastest Section							Margin		Distance Travelled [m]
1	10	CASINO BAY	4	67.6	0:11.21	1:16.17 [1]	1:02.97 [1]	0:51.76 [1]	0:39.74 [1]	0:26.88 [1]	0:13.76 [1]	1:16.17	0:39.74	
		Kyle Wilson-Taylor		1000m	1000m	(0:13.20)	(0:11.21)	(0:12.02)	(0:12.86)	(0:13.12)	(0:13.76)			
2	12	SWEET PRETENDER	1	66.6	0:11.33	1:16.36 [2]	1:02.62 [8]	0:51.29 [8]	0:39.09 [9]	0:26.43 [7]	0:13.36 [5]	1L	0:39.09	-2
		Robbie Dolan		Overall	1000m	(0:13.74)	(0:11.33)	(0:12.20)	(0:12.66)	(0:13.07)	(0:13.36)			
3	6	PINK VIXEN	8	66.9	0:11.21	1:16.56 [3]	1:02.70 [9]	0:51.49 [7]	0:39.45 [6]	0:26.79 [5]	0:13.68 [2]	2L	0:39.45	+6
		Georgina Cartwright		1000m	1000m	(0:13.86)	(0:11.21)	(0:12.04)	(0:12.66)	(0:13.11)	(0:13.68)			
4	11	GEITZ	3	67.0	0:11.41	1:16.97 [4]	1:03.65 [2]	0:52.24 [3]	0:40.22 [2]	0:27.38 [2]	0:13.98 [4]	4.3L	0:40.22	-1
		Cody Collis		1000m	1000m	(0:13.32)	(0:11.41)	(0:12.02)	(0:12.84)	(0:13.40)	(0:13.98)			
5	7	CUDDLES FOR KIMMY	5	66.8	0:11.53	1:17.99 [5]	1:04.52 [4]	0:52.99 [6]	0:40.85 [7]	0:28.22 [5]	0:15.00 [3]	10.1L	0:40.85	+0
		Karl Zechner		Overall	1000m	(0:13.47)	(0:11.53)	(0:12.14)	(0:12.63)	(0:13.22)	(0:15.00)			
6	9	MISHANI BREEZE	11	65.9	0:11.39	1:18.11 [6]	1:04.19 [10]	0:52.80 [10]	0:40.77 [10]	0:28.06 [8]	0:14.40 [8]	10.6L	0:40.77	+2
		Madeleine Wishart		1000m	1000m	(0:13.92)	(0:11.39)	(0:12.03)	(0:12.71)	(0:13.66)	(0:14.40)			
7	5	TUDOR WINKLE	9	65.9	0:11.55	1:18.18 [7]	1:04.55 [7]	0:53.00 [9]	0:40.92 [8]	0:27.81 [10]	0:13.99 [10]	10.9L	0:40.92	+9
		Bailey Wheeler		1000m	1000m	(0:13.63)	(0:11.55)	(0:12.08)	(0:13.11)	(0:13.82)	(0:13.99)			
8	2	SILVER SPOON	7	65.3	0:11.42	1:18.35 [8]	1:04.36 [11]	0:52.94 [11]	0:40.78 [11]	0:28.11 [9]	0:14.60 [9]	11.7L	0:40.78	-3
		Cejay Graham		1000m	1000m	(0:13.99)	(0:11.42)	(0:12.16)	(0:12.67)	(0:13.51)	(0:14.60)			
9	3	FLASHMASTER	6	66.4	0:11.30	1:18.45 [9]	1:04.89 [6]	0:53.59 [4]	0:41.54 [4]	0:28.77 [3]	0:14.91 [6]	12.2L	0:41.54	+4
		Samantha Collett		1000m	1000m	(0:13.56)	(0:11.30)	(0:12.05)	(0:12.77)	(0:13.86)	(0:14.91)			
10	8	FINANCIALLY FAMOUS	2	68.2	0:11.20	1:19.37 [10]	1:06.01 [3]	0:54.81 [2]	0:42.49 [3]	0:29.66 [4]	0:15.82 [7]	17.5L	0:42.49	-3
		Mark Du Plessis		1000m	1000m	(0:13.36)	(0:11.20)	(0:12.32)	(0:12.83)	(0:13.84)	(0:15.82)			

Scratched: My Tennessee (#4)

Report Created: Fri 28 March 2025 16:26 GMT+10 (Note: Timing is based on position data)

Page 1/13

[] Ranking at each section and finish
-:-:- No data available at this section
NA No data available

SCN Saddle cloth number
DNF Did not finish
DNT Did not track

data processed by  TRIPLESDATA



Toowoomba QLD Professional
Race 5: TOOWOOMBA TRUCK SPARES PAT O'SHEA QTIS 2YO Plate -
1200m

28 March 2025 - 15:28



Track Rating: Heavy 9, Weather: Raining, Rail Position: True

Section					Overall	1000m	800m	600m	400m	200m	Last 600m			
Field Times					1:16.17 (0:13.20)	1:02.97 (0:11.21)	0:51.76 (0:12.02)	0:39.74 (0:12.86)	0:26.88 (0:13.12)	0:13.76 (0:13.76)	0:39.74			
Rank	TAB	Horse/Jockey	Barrier	Top Speed [km/h]	Fastest Section						Margin	Distance Travelled [m]		
11	1	STYLISH JOKER	10	67.0	0:11.34	1:21.65 [11]	1:08.11 [5]	0:56.77 [5]	0:44.62 [5]	0:31.16 [11]	0:16.42 [11]	30.8L	0:44.62	+6
		Justin Stanley		1000m	1000m	(0:13.54)	(0:11.34)	(0:12.15)	(0:13.46)	(0:14.74)	(0:16.42)			

Scratched: My Tennessee (#4)



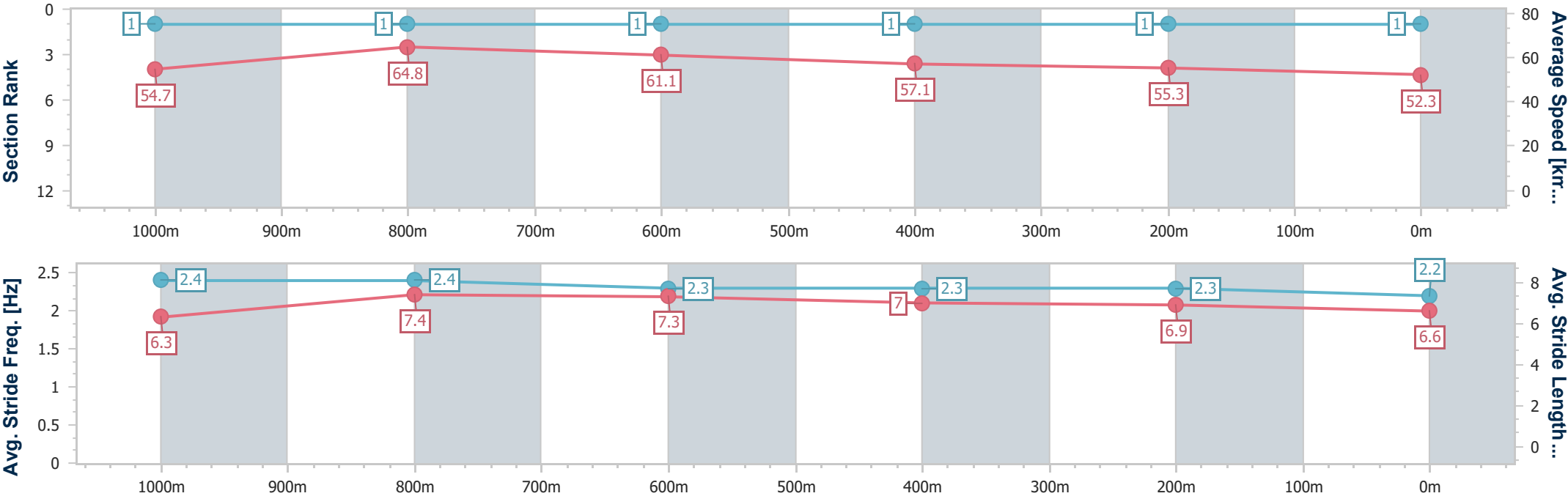
Horse/Jockey Name	Casino Bay
Final Rank	1
Fastest Section Time (Section)	0:11.21 (1000m)
Top Speed [km/h] (Section)	67.6 (1000m)
Race State	Finished



Toowoomba QLD Professional
Race 5: TOOWOOMBA TRUCK SPARES PAT O'SHEA QTIS 2YO
Plate - 1200m
28 March 2025 - 15:28
Track Rating: Heavy 9, Weather: Raining, Rail Position: True



Section	Overall	1000m	800m	600m	400m	200m							
Section Times	1:16.17 [1] (0:13.20)	1:02.97 [1] (0:11.21)	0:51.76 [1] (0:12.02)	0:39.74 [1] (0:12.86)	0:26.88 [1] (0:13.12)	0:13.76 [1] (0:13.76)							
Average Speed [km/h]	54.7	64.8	61.1	57.1	55.3	52.3							
Top Speed [km/h]	67.6	67.6	62.7	60.6	56.7	54.9							
Avg. Dist. to Rail [m]	6.4	3.1	5.1	4.3	2.8	3.9							
Avg. Stride Freq. [Hz]	2.4	2.4	2.3	2.3	2.3	2.2							
Avg. Stride Length [m]	6.3	7.4	7.3	7.0	6.9	6.6							





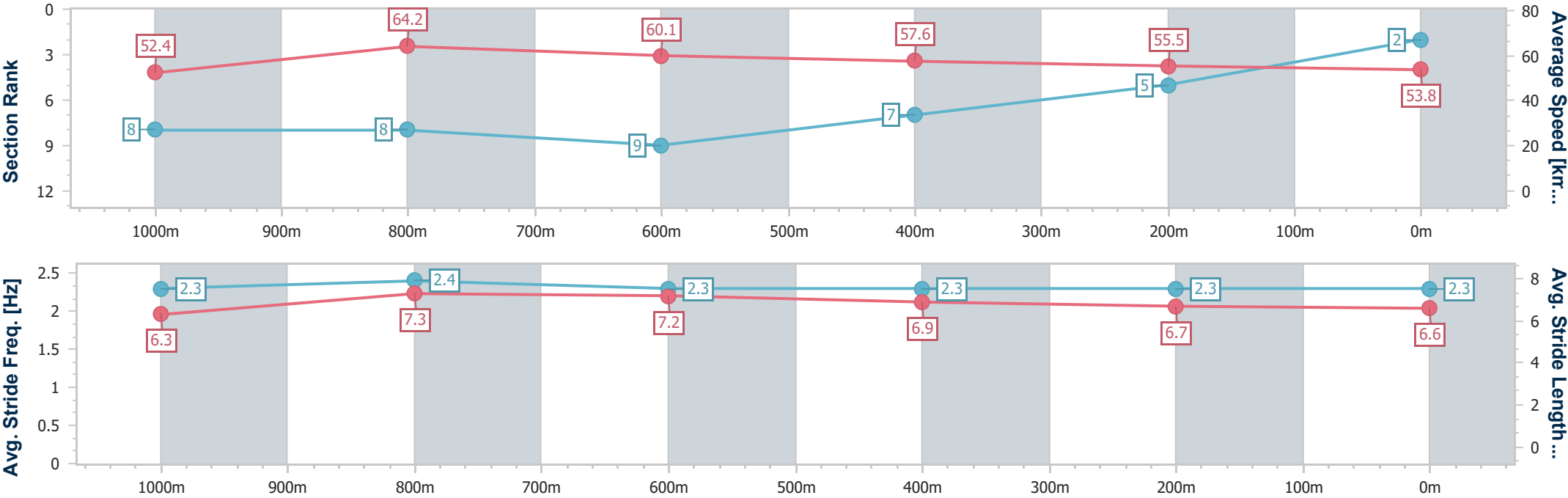
Horse/Jockey Name	Sweet Pretender
Final Rank	2
Fastest Section Time (Section)	0:11.33 (1000m)
Top Speed [km/h] (Section)	66.6 (Overall)
Race State	Finished



Toowoomba QLD Professional
Race 5: TOOWOOMBA TRUCK SPARES PAT O'SHEA QTIS 2YO
Plate - 1200m
28 March 2025 - 15:28
Track Rating: Heavy 9, Weather: Raining, Rail Position: True



Section	Overall	1000m	800m	600m	400m	200m							
Section Times	1:16.36 [2] (0:13.74)	1:02.62 [8] (0:11.33)	0:51.29 [8] (0:12.20)	0:39.09 [9] (0:12.66)	0:26.43 [7] (0:13.07)	0:13.36 [5] (0:13.36)							
Average Speed [km/h]	52.4	64.2	60.1	57.6	55.5	53.8							
Top Speed [km/h]	66.6	66.3	61.5	59.9	56.0	55.6							
Avg. Dist. to Rail [m]	4.2	3.4	5.0	3.1	1.2	2.3							
Avg. Stride Freq. [Hz]	2.3	2.4	2.3	2.3	2.3	2.3							
Avg. Stride Length [m]	6.3	7.3	7.2	6.9	6.7	6.6							





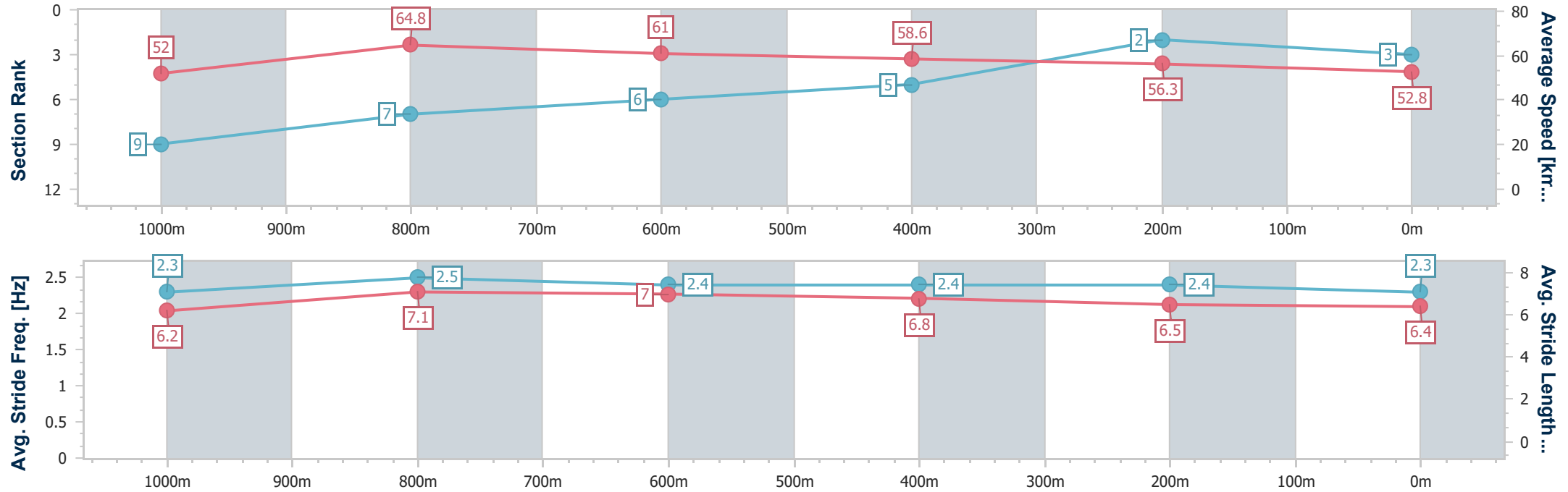
Horse/Jockey Name	Pink Vixen
Final Rank	3
Fastest Section Time (Section)	0:11.21 (1000m)
Top Speed [km/h] (Section)	66.9 (1000m)
Race State	Finished



Toowoomba QLD Professional
Race 5: TOOWOOMBA TRUCK SPARES PAT O'SHEA QTIS 2YO
Plate - 1200m
28 March 2025 - 15:28
Track Rating: Heavy 9, Weather: Raining, Rail Position: True



Section	Overall	1000m	800m	600m	400m	200m							
Section Times	1:16.56 [3] (0:13.86)	1:02.70 [9] (0:11.21)	0:51.49 [7] (0:12.04)	0:39.45 [6] (0:12.66)	0:26.79 [5] (0:13.11)	0:13.68 [2] (0:13.68)							
Average Speed [km/h]	52.0	64.8	61.0	58.6	56.3	52.8							
Top Speed [km/h]	66.4	66.9	63.1	62.0	58.3	54.6							
Avg. Dist. to Rail [m]	9.0	3.8	5.0	6.1	7.0	5.8							
Avg. Stride Freq. [Hz]	2.3	2.5	2.4	2.4	2.4	2.3							
Avg. Stride Length [m]	6.2	7.1	7.0	6.8	6.5	6.4							





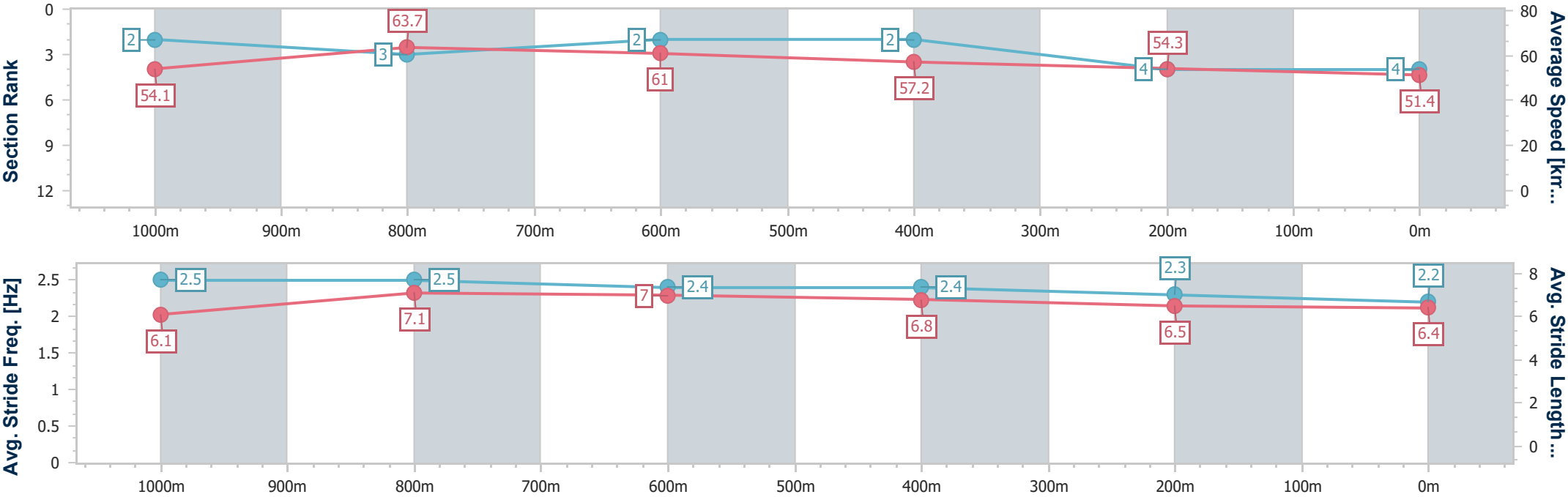
Horse/Jockey Name	Geitz
Final Rank	4
Fastest Section Time (Section)	0:11.41 (1000m)
Top Speed [km/h] (Section)	67.0 (1000m)
Race State	Finished



Toowoomba QLD Professional
Race 5: TOOWOOMBA TRUCK SPARES PAT O'SHEA QTIS 2YO
Plate - 1200m
28 March 2025 - 15:28
Track Rating: Heavy 9, Weather: Raining, Rail Position: True



Section	Overall	1000m	800m	600m	400m	200m							
Section Times	1:16.97 [4] (0:13.32)	1:03.65 [2] (0:11.41)	0:52.24 [3] (0:12.02)	0:40.22 [2] (0:12.84)	0:27.38 [2] (0:13.40)	0:13.98 [4] (0:13.98)							
Average Speed [km/h]	54.1	63.7	61.0	57.2	54.3	51.4							
Top Speed [km/h]	66.3	67.0	62.7	59.9	55.9	53.9							
Avg. Dist. to Rail [m]	4.0	3.1	4.3	4.2	3.2	3.6							
Avg. Stride Freq. [Hz]	2.5	2.5	2.4	2.4	2.3	2.2							
Avg. Stride Length [m]	6.1	7.1	7.0	6.8	6.5	6.4							



- [] Ranking at each section and finish
- .-.- No data available at this section
- NA No data available



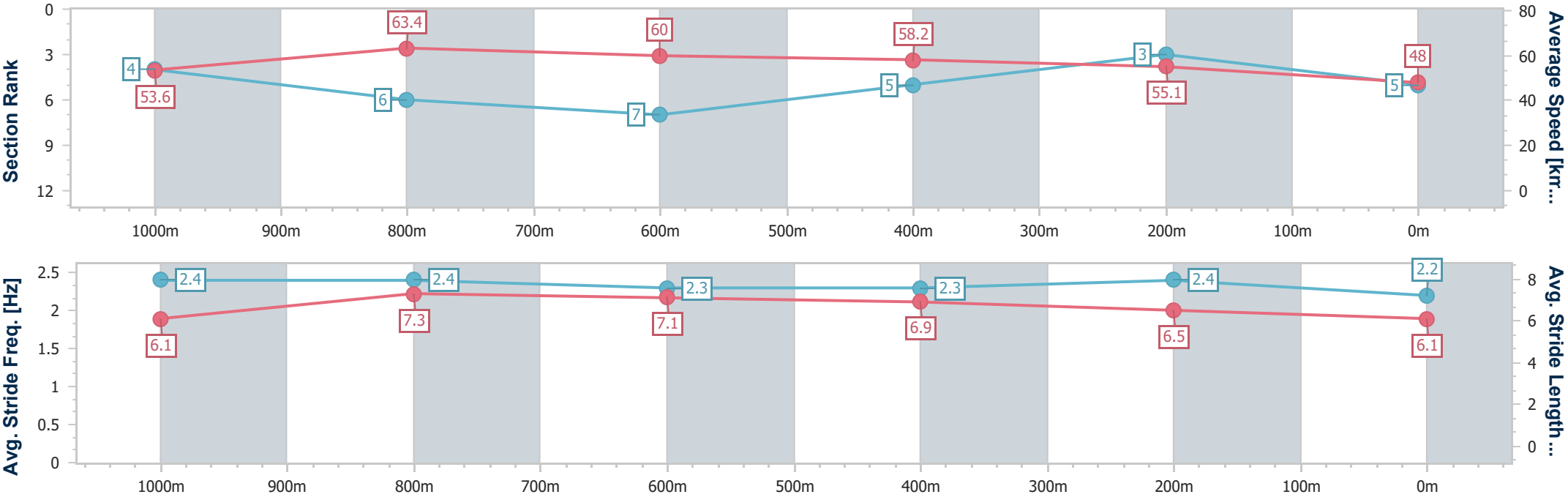
Horse/Jockey Name	Cuddles For Kimmy
Final Rank	5
Fastest Section Time (Section)	0:11.53 (1000m)
Top Speed [km/h] (Section)	66.8 (Overall)
Race State	Finished



Toowoomba QLD Professional
Race 5: TOOWOOMBA TRUCK SPARES PAT O'SHEA QTIS 2YO
Plate - 1200m
28 March 2025 - 15:28
Track Rating: Heavy 9, Weather: Raining, Rail Position: True



Section	Overall	1000m	800m	600m	400m	200m							
Section Times	1:17.99 [5] (0:13.47)	1:04.52 [4] (0:11.53)	0:52.99 [6] (0:12.14)	0:40.85 [7] (0:12.63)	0:28.22 [5] (0:13.22)	0:15.00 [3] (0:15.00)							
Average Speed [km/h]	53.6	63.4	60.0	58.2	55.1	48.0							
Top Speed [km/h]	66.8	64.7	62.4	59.7	57.7	52.7							
Avg. Dist. to Rail [m]	9.3	4.4	4.6	3.8	3.8	5.6							
Avg. Stride Freq. [Hz]	2.4	2.4	2.3	2.3	2.4	2.2							
Avg. Stride Length [m]	6.1	7.3	7.1	6.9	6.5	6.1							





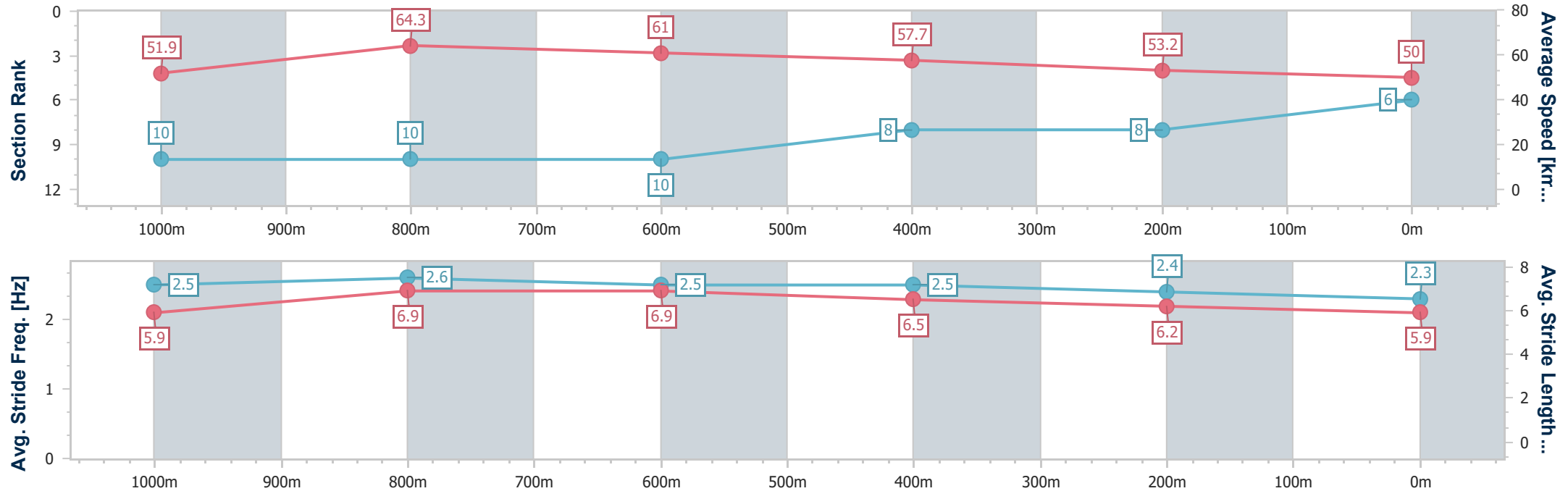
Horse/Jockey Name	Mishani Breeze
Final Rank	6
Fastest Section Time (Section)	0:11.39 (1000m)
Top Speed [km/h] (Section)	65.9 (1000m)
Race State	Finished



Toowoomba QLD Professional
Race 5: TOOWOOMBA TRUCK SPARES PAT O'SHEA QTIS 2YO
Plate - 1200m
28 March 2025 - 15:28
Track Rating: Heavy 9, Weather: Raining, Rail Position: True



Section	Overall	1000m	800m	600m	400m	200m							
Section Times	1:18.11 [6] (0:13.92)	1:04.19 [10] (0:11.39)	0:52.80 [10] (0:12.03)	0:40.77 [10] (0:12.71)	0:28.06 [8] (0:13.66)	0:14.40 [8] (0:14.40)							
Average Speed [km/h]	51.9	64.3	61.0	57.7	53.2	50.0							
Top Speed [km/h]	65.1	65.9	62.4	60.5	54.5	52.5							
Avg. Dist. to Rail [m]	13.1	5.5	4.6	4.0	3.0	3.8							
Avg. Stride Freq. [Hz]	2.5	2.6	2.5	2.5	2.4	2.3							
Avg. Stride Length [m]	5.9	6.9	6.9	6.5	6.2	5.9							





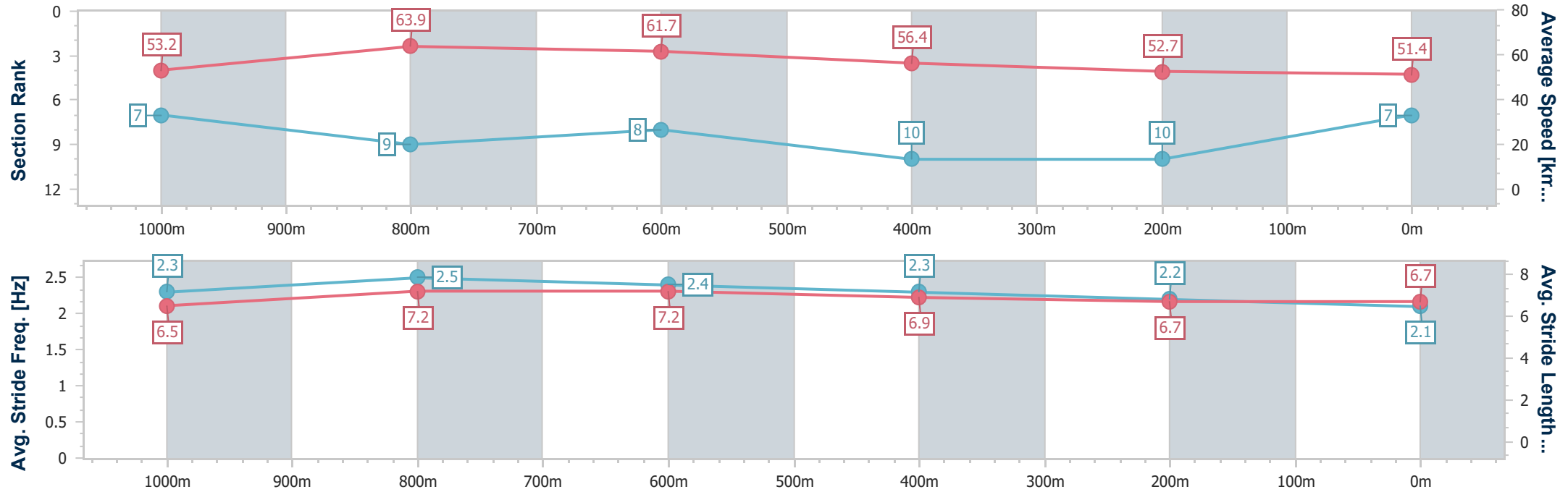
Horse/Jockey Name	Tudor Winkle
Final Rank	7
Fastest Section Time (Section)	0:11.55 (1000m)
Top Speed [km/h] (Section)	65.9 (1000m)
Race State	Finished



Toowoomba QLD Professional
Race 5: TOOWOOMBA TRUCK SPARES PAT O'SHEA QTIS 2YO
Plate - 1200m
28 March 2025 - 15:28
Track Rating: Heavy 9, Weather: Raining, Rail Position: True



Section	Overall	1000m	800m	600m	400m	200m							
Section Times	1:18.18 [7] (0:13.63)	1:04.55 [7] (0:11.55)	0:53.00 [9] (0:12.08)	0:40.92 [8] (0:13.11)	0:27.81 [10] (0:13.82)	0:13.99 [10] (0:13.99)							
Average Speed [km/h]	53.2	63.9	61.7	56.4	52.7	51.4							
Top Speed [km/h]	65.9	65.9	63.2	59.2	54.0	52.4							
Avg. Dist. to Rail [m]	14.3	8.6	9.1	5.9	3.4	5.3							
Avg. Stride Freq. [Hz]	2.3	2.5	2.4	2.3	2.2	2.1							
Avg. Stride Length [m]	6.5	7.2	7.2	6.9	6.7	6.7							





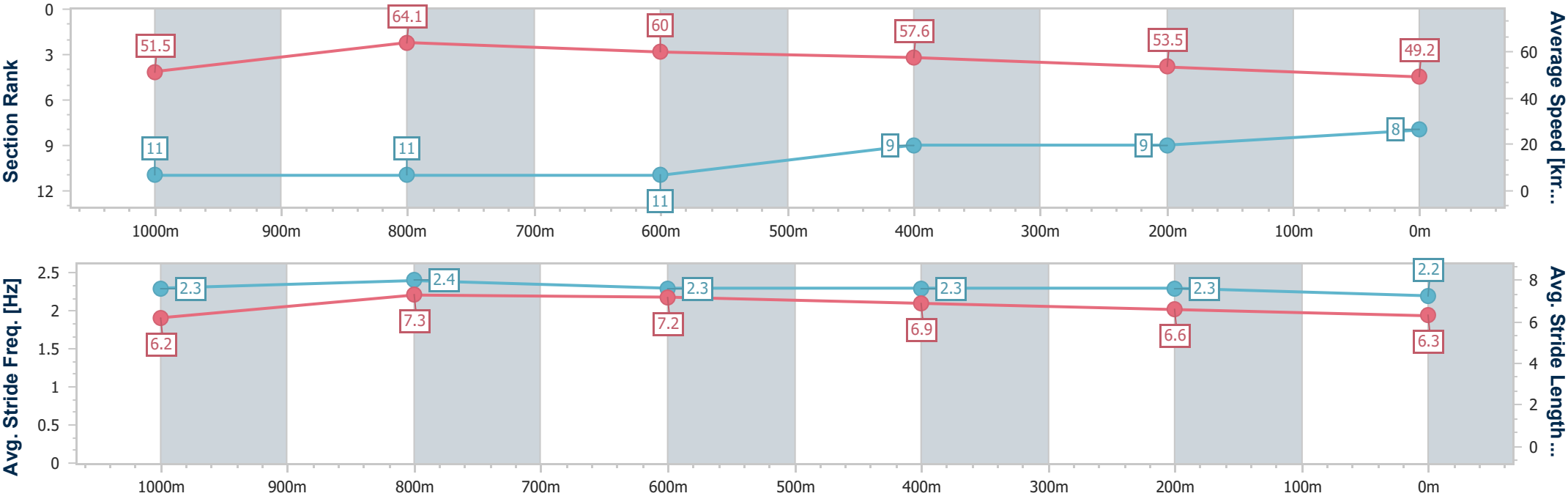
Horse/Jockey Name	Silver Spoon
Final Rank	8
Fastest Section Time (Section)	0:11.42 (1000m)
Top Speed [km/h] (Section)	65.3 (1000m)
Race State	Finished



Toowoomba QLD Professional
Race 5: TOOWOOMBA TRUCK SPARES PAT O'SHEA QTIS 2YO
Plate - 1200m
28 March 2025 - 15:28
Track Rating: Heavy 9, Weather: Raining, Rail Position: True



Section	Overall	1000m	800m	600m	400m	200m							
Section Times	1:18.35 [8] (0:13.99)	1:04.36 [11] (0:11.42)	0:52.94 [11] (0:12.16)	0:40.78 [11] (0:12.67)	0:28.11 [9] (0:13.51)	0:14.60 [9] (0:14.60)							
Average Speed [km/h]	51.5	64.1	60.0	57.6	53.5	49.2							
Top Speed [km/h]	64.8	65.3	61.5	60.9	55.0	51.4							
Avg. Dist. to Rail [m]	10.7	5.0	3.9	2.4	2.0	3.5							
Avg. Stride Freq. [Hz]	2.3	2.4	2.3	2.3	2.3	2.2							
Avg. Stride Length [m]	6.2	7.3	7.2	6.9	6.6	6.3							





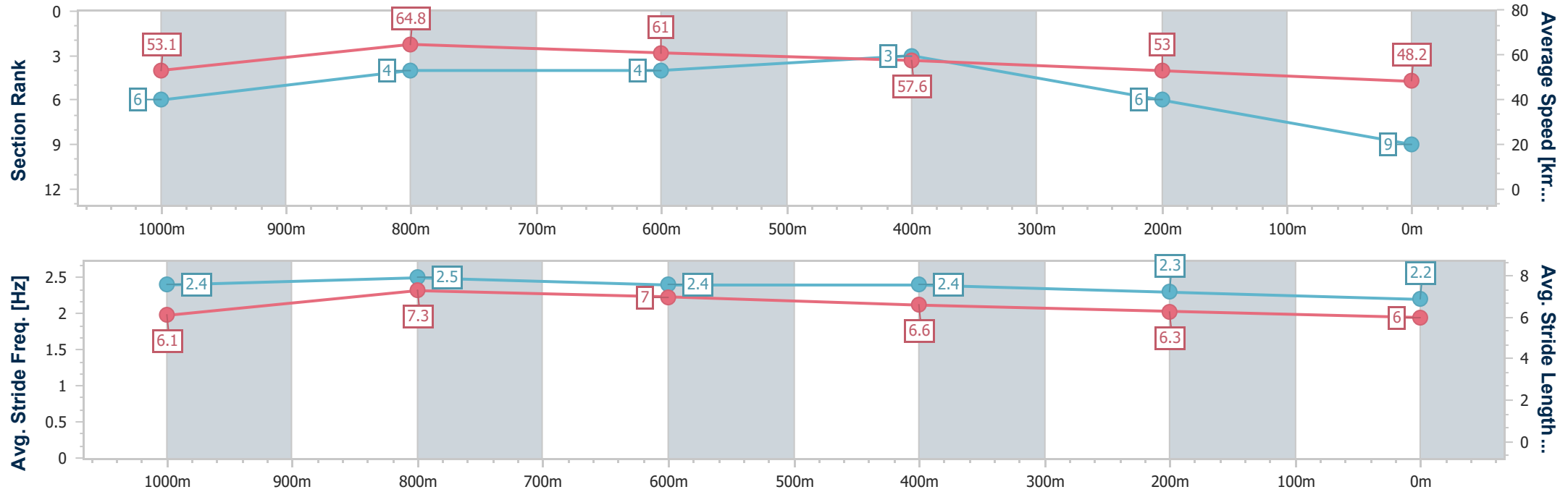
Horse/Jockey Name	Flashmaster
Final Rank	9
Fastest Section Time (Section)	0:11.30 (1000m)
Top Speed [km/h] (Section)	66.4 (1000m)
Race State	Finished



Toowoomba QLD Professional
Race 5: TOOWOOMBA TRUCK SPARES PAT O'SHEA QTIS 2YO
Plate - 1200m
28 March 2025 - 15:28
Track Rating: Heavy 9, Weather: Raining, Rail Position: True



Section	Overall	1000m	800m	600m	400m	200m							
Section Times	1:18.45 [9] (0:13.56)	1:04.89 [6] (0:11.30)	0:53.59 [4] (0:12.05)	0:41.54 [4] (0:12.77)	0:28.77 [3] (0:13.86)	0:14.91 [6] (0:14.91)							
Average Speed [km/h]	53.1	64.8	61.0	57.6	53.0	48.2							
Top Speed [km/h]	65.6	66.4	62.7	60.6	55.7	50.0							
Avg. Dist. to Rail [m]	7.3	4.8	5.3	4.2	6.3	7.3							
Avg. Stride Freq. [Hz]	2.4	2.5	2.4	2.4	2.3	2.2							
Avg. Stride Length [m]	6.1	7.3	7.0	6.6	6.3	6.0							





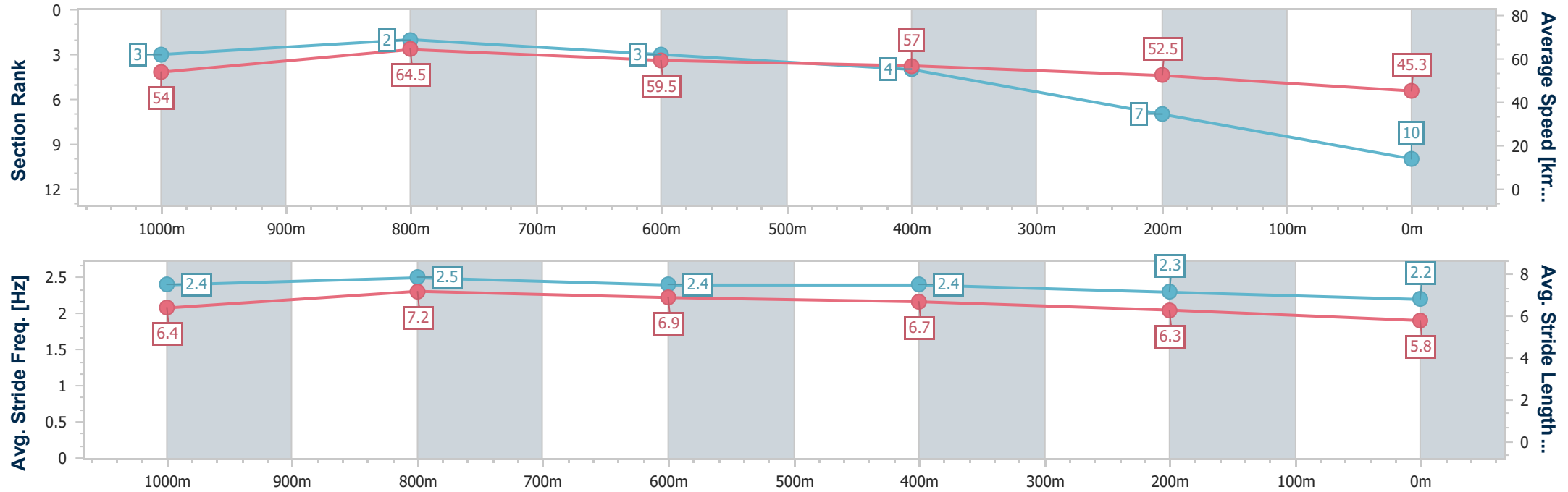
Horse/Jockey Name	Financially Famous
Final Rank	10
Fastest Section Time (Section)	0:11.20 (1000m)
Top Speed [km/h] (Section)	68.2 (1000m)
Race State	Finished



Toowoomba QLD Professional
Race 5: TOOWOOMBA TRUCK SPARES PAT O'SHEA QTIS 2YO
Plate - 1200m
28 March 2025 - 15:28
Track Rating: Heavy 9, Weather: Raining, Rail Position: True



Section	Overall	1000m	800m	600m	400m	200m							
Section Times	1:19.37 [10] (0:13.36)	1:06.01 [3] (0:11.20)	0:54.81 [2] (0:12.32)	0:42.49 [3] (0:12.83)	0:29.66 [4] (0:13.84)	0:15.82 [7] (0:15.82)							
Average Speed [km/h]	54.0	64.5	59.5	57.0	52.5	45.3							
Top Speed [km/h]	67.4	68.2	61.2	61.2	53.9	49.2							
Avg. Dist. to Rail [m]	2.7	1.1	4.7	3.4	2.5	2.3							
Avg. Stride Freq. [Hz]	2.4	2.5	2.4	2.4	2.3	2.2							
Avg. Stride Length [m]	6.4	7.2	6.9	6.7	6.3	5.8							





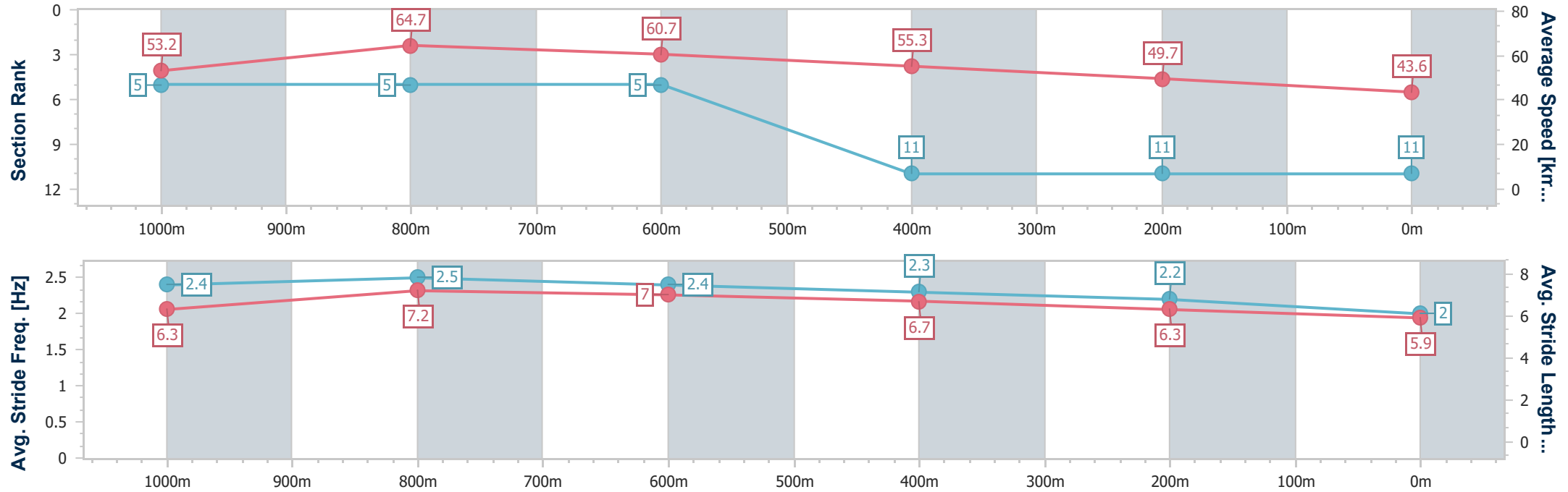
Horse/Jockey Name	Stylish Joker
Final Rank	11
Fastest Section Time (Section)	0:11.34 (1000m)
Top Speed [km/h] (Section)	67.0 (1000m)
Race State	Finished



Toowoomba QLD Professional
Race 5: TOOWOOMBA TRUCK SPARES PAT O'SHEA QTIS 2YO
Plate - 1200m
28 March 2025 - 15:28
Track Rating: Heavy 9, Weather: Raining, Rail Position: True



Section	Overall	1000m	800m	600m	400m	200m								
Section Times	1:21.65 [11] (0:13.54)	1:08.11 [5] (0:11.34)	0:56.77 [5] (0:12.15)	0:44.62 [5] (0:13.46)	0:31.16 [11] (0:14.74)	0:16.42 [11] (0:16.42)								
Average Speed [km/h]	53.2	64.7	60.7	55.3	49.7	43.6								
Top Speed [km/h]	67.0	67.0	62.4	58.5	51.3	47.0								
Avg. Dist. to Rail [m]	13.6	6.5	6.8	6.8	4.4	5.4								
Avg. Stride Freq. [Hz]	2.4	2.5	2.4	2.3	2.2	2.0								
Avg. Stride Length [m]	6.3	7.2	7.0	6.7	6.3	5.9								





Toowoomba QLD Professional
Race 6: SHERRIN RENTALS KING OF THE MOUNTAIN CONSOLATION
OPEN HANDICAP - 1200m
28 March 2025 - 16:04



Track Rating: Heavy 9, Weather: Raining, Rail Position: True

Section		Overall				1000m	800m	600m	400m	200m	Last 600m		
Field Times		1:14.35				1:00.88	0:49.32	0:37.30	0:25.21	0:12.97	0:37.30		
		(0:13.47)				(0:11.56)	(0:12.02)	(0:12.09)	(0:12.24)	(0:12.97)			
Rank	TAB	Horse/Jockey	Barrier	Top Speed [km/h]	Fastest Section						Margin	Distance Travelled [m]	
1	11	OUR MAGNUS	10	65.3	0:11.57	1:14.35 [1]	1:00.70 [3]	0:49.13 [2]	0:37.29 [2]	0:25.21 [1]	0:12.97 [1]	1:14.35	0:37.29
		Cejay Graham		1000m	1000m	(0:13.65)	(0:11.57)	(0:11.84)	(0:12.08)	(0:12.24)	(0:12.97)		
2	10	SKYFORGER	6	63.9	0:11.58	1:14.81 [2]	1:00.97 [8]	0:49.39 [6]	0:37.47 [5]	0:25.23 [6]	0:12.75 [5]	2.5L	0:37.47 -9
		Cody Collis		1000m	1000m	(0:13.84)	(0:11.58)	(0:11.92)	(0:12.24)	(0:12.48)	(0:12.75)		
3	8	MAHBABY	9	64.3	0:11.65	1:14.83 [3]	1:00.73 [12]	0:49.08 [10]	0:37.05 [12]	0:25.18 [7]	0:12.86 [4]	2.6L	0:37.05 -4
		Karl Zechner		Overall	1000m	(0:14.10)	(0:11.65)	(0:12.03)	(0:11.87)	(0:12.32)	(0:12.86)		
4	7	EZEKEIL	2	63.8	0:11.61	1:14.97 [4]	1:01.25 [4]	0:49.64 [5]	0:37.77 [4]	0:25.61 [4]	0:13.01 [3]	3.4L	0:37.77 -14
		Damien Thornton		Overall	1000m	(0:13.72)	(0:11.61)	(0:11.87)	(0:12.16)	(0:12.60)	(0:13.01)		
5	19	SPOOKY SPIRIT	13	64.5	0:11.76	1:15.27 [5]	1:01.20 [11]	0:49.40 [11]	0:37.64 [10]	0:25.39 [10]	0:12.97 [9]	5.2L	0:37.64 -3
		Madeleine Wishart		1000m	800m	(0:14.07)	(0:11.80)	(0:11.76)	(0:12.25)	(0:12.42)	(0:12.97)		
6	14	TAVS	7	63.7	0:11.81	1:15.31 [6]	1:01.55 [5]	0:49.74 [9]	0:37.87 [7]	0:25.57 [8]	0:13.06 [7]	5.4L	0:37.87 +3
		Jace McMurray		1000m	1000m	(0:13.76)	(0:11.81)	(0:11.87)	(0:12.30)	(0:12.51)	(0:13.06)		
7	13	ACRES AWAY	5	64.2	0:11.82	1:15.52 [7]	1:02.02 [2]	0:50.20 [4]	0:38.32 [3]	0:26.31 [2]	0:13.89 [2]	6.4L	0:38.32 -7
		Robbie Dolan		Overall	1000m	(0:13.50)	(0:11.82)	(0:11.88)	(0:12.01)	(0:12.42)	(0:13.89)		
8	15	REDZOUST	12	64.3	0:11.69	1:15.61 [8]	1:01.73 [9]	0:50.04 [8]	0:38.12 [9]	0:25.69 [11]	0:13.00 [11]	6.9L	0:38.12 +1
		Bailey Wheeler		Overall	1000m	(0:13.88)	(0:11.69)	(0:11.92)	(0:12.43)	(0:12.69)	(0:13.00)		
9	6	HE'S HEAVEN	11	64.9	0:11.53	1:15.78 [9]	1:02.00 [6]	0:50.47 [3]	0:38.42 [6]	0:26.28 [5]	0:13.60 [6]	7.9L	0:38.42 -1
		Samantha Collett		Overall	1000m	(0:13.78)	(0:11.53)	(0:12.05)	(0:12.14)	(0:12.68)	(0:13.60)		
10	17	GRANITE PRINCE	3	63.5	0:11.65	1:15.89 [10]	1:02.08 [7]	0:50.43 [7]	0:38.41 [8]	0:26.05 [9]	0:13.30 [10]	8.4L	0:38.41 -7
		Kenji Yoshida		Overall	1000m	(0:13.81)	(0:11.65)	(0:12.02)	(0:12.36)	(0:12.75)	(0:13.30)		

Scratched: Ned's Gully (#1), Lost In Transit (#2), Brereton (#3), Mishani Sniper (#4), Master Showman (#5), Pantelone (#9), Ten Trinity Square (#18)



Toowoomba QLD Professional
Race 6: SHERRIN RENTALS KING OF THE MOUNTAIN CONSOLATION
OPEN HANDICAP - 1200m
28 March 2025 - 16:04



Track Rating: Heavy 9, Weather: Raining, Rail Position: True

Section					Overall	1000m	800m	600m	400m	200m	Last 600m			
Field Times					1:14.35 (0:13.47)	1:00.88 (0:11.56)	0:49.32 (0:12.02)	0:37.30 (0:12.09)	0:25.21 (0:12.24)	0:12.97 (0:12.97)	0:37.30			
Rank	TAB	Horse/Jockey	Barrier	Top Speed [km/h]	Fastest Section						Margin	Distance Travelled [m]		
11	16	THIS IS ONE	8	65.4	0:11.56	1:15.99 [11]	1:02.52 [1]	0:50.96 [1]	0:38.94 [1]	0:26.71 [3]	0:13.70 [8]	8.9L	0:38.94	-13
		Nozi Tomizawa		Overall	1000m	(0:13.47)	(0:11.56)	(0:12.02)	(0:12.23)	(0:13.01)	(0:13.70)			
12	12	TARA JASMINE	4	64.4	0:11.86	1:16.19 [12]	1:02.15 [10]	0:50.29 [12]	0:38.43 [11]	0:26.06 [12]	0:13.41 [12]	9.9L	0:38.43	+5
		Mark Du Plessis		800m	1000m	(0:14.04)	(0:11.86)	(0:11.86)	(0:12.37)	(0:12.65)	(0:13.41)			

Scratched: Ned's Gully (#1), Lost In Transit (#2), Brereton (#3), Mishani Sniper (#4), Master Showman (#5), Pantelone (#9), Ten Trinity Square (#18)



Horse/Jockey Name	Our Magnus
Final Rank	1
Fastest Section Time (Section)	0:11.57 (1000m)
Top Speed [km/h] (Section)	65.3 (1000m)
Race State	Finished



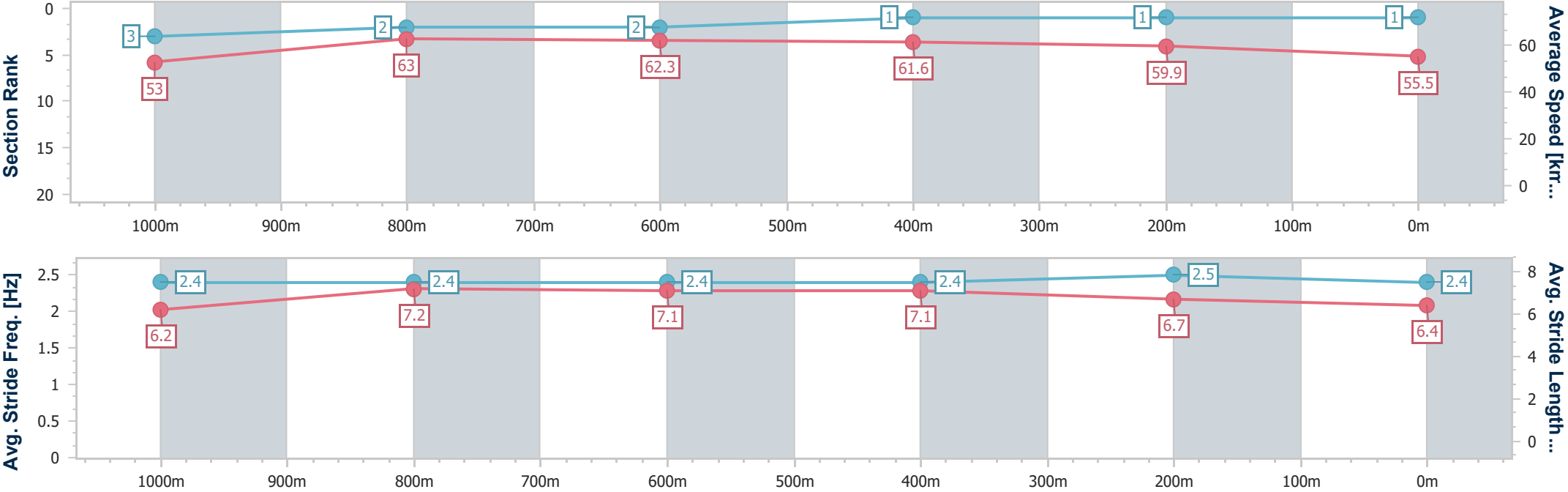
Toowoomba QLD Professional
Race 6: SHERRIN RENTALS KING OF THE MOUNTAIN
CONSOLATION OPEN HANDICAP - 1200m



28 March 2025 - 16:04

Track Rating: Heavy 9, Weather: Raining, Rail Position: True

Section	Overall	1000m	800m	600m	400m	200m							
Section Times	1:14.35 [1] (0:13.65)	1:00.70 [3] (0:11.57)	0:49.13 [2] (0:11.84)	0:37.29 [2] (0:12.08)	0:25.21 [1] (0:12.24)	0:12.97 [1] (0:12.97)							
Average Speed [km/h]	53.0	63.0	62.3	61.6	59.9	55.5							
Top Speed [km/h]	64.2	65.3	63.3	62.8	61.2	58.1							
Avg. Dist. to Rail [m]	12.7	5.4	6.7	6.2	6.5	9.2							
Avg. Stride Freq. [Hz]	2.4	2.4	2.4	2.4	2.5	2.4							
Avg. Stride Length [m]	6.2	7.2	7.1	7.1	6.7	6.4							





Horse/Jockey Name	Skyforger
Final Rank	2
Fastest Section Time (Section)	0:11.58 (1000m)
Top Speed [km/h] (Section)	63.9 (1000m)
Race State	Finished



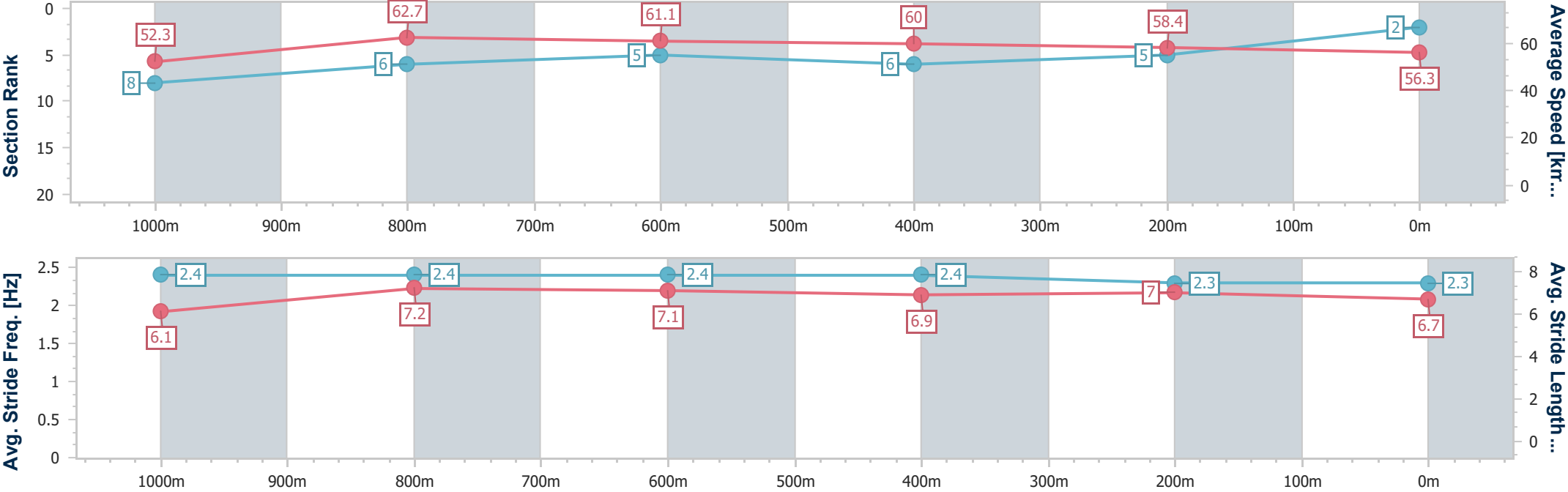
Toowoomba QLD Professional
Race 6: SHERRIN RENTALS KING OF THE MOUNTAIN
CONSOLATION OPEN HANDICAP - 1200m



28 March 2025 - 16:04

Track Rating: Heavy 9, Weather: Raining, Rail Position: True

Section	Overall	1000m	800m	600m	400m	200m							
Section Times	1:14.81 [2] (0:13.84)	1:00.97 [8] (0:11.58)	0:49.39 [6] (0:11.92)	0:37.47 [5] (0:12.24)	0:25.23 [6] (0:12.48)	0:12.75 [5] (0:12.75)							
Average Speed [km/h]	52.3	62.7	61.1	60.0	58.4	56.3							
Top Speed [km/h]	63.1	63.9	61.8	61.4	59.0	57.5							
Avg. Dist. to Rail [m]	7.4	3.7	3.9	3.5	3.8	5.7							
Avg. Stride Freq. [Hz]	2.4	2.4	2.4	2.4	2.3	2.3							
Avg. Stride Length [m]	6.1	7.2	7.1	6.9	7.0	6.7							



- [] Ranking at each section and finish
- .-.- No data available at this section
- NA No data available



Horse/Jockey Name	Mahbaby
Final Rank	3
Fastest Section Time (Section)	0:11.65 (1000m)
Top Speed [km/h] (Section)	64.3 (Overall)
Race State	Finished



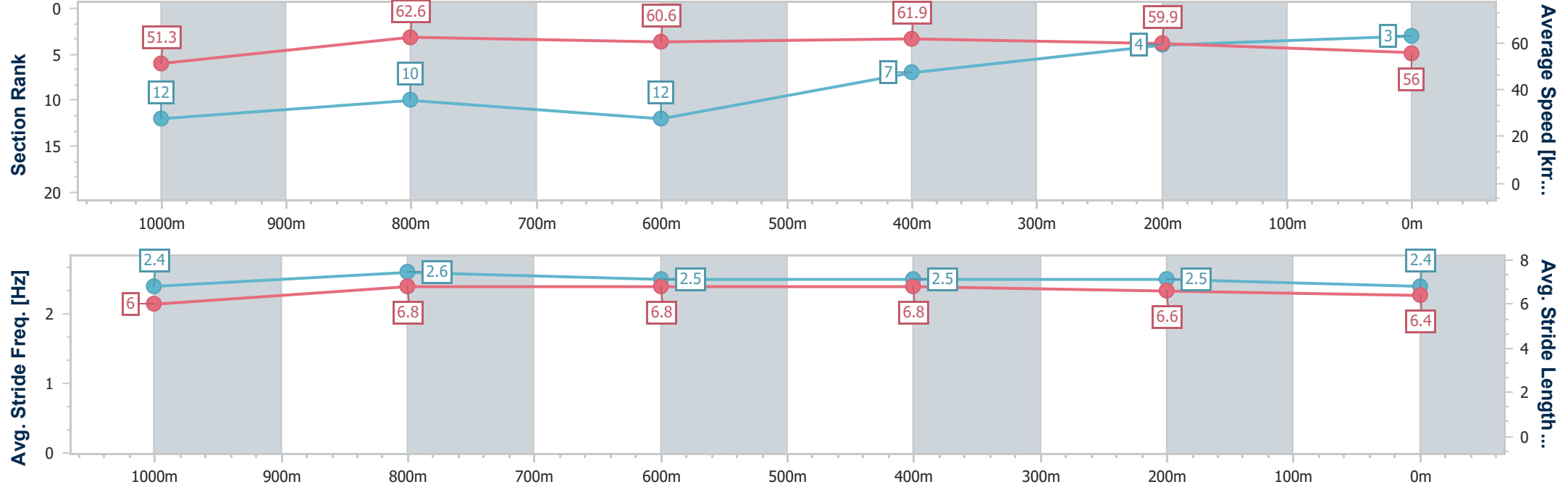
Toowoomba QLD Professional
Race 6: SHERRIN RENTALS KING OF THE MOUNTAIN
CONSOLATION OPEN HANDICAP - 1200m



28 March 2025 - 16:04

Track Rating: Heavy 9, Weather: Raining, Rail Position: True

Section	Overall	1000m	800m	600m	400m	200m							
Section Times	1:14.83 [3] (0:14.10)	1:00.73 [12] (0:11.65)	0:49.08 [10] (0:12.03)	0:37.05 [12] (0:11.87)	0:25.18 [7] (0:12.32)	0:12.86 [4] (0:12.86)							
Average Speed [km/h]	51.3	62.6	60.6	61.9	59.9	56.0							
Top Speed [km/h]	64.3	64.3	62.3	63.8	61.3	57.6							
Avg. Dist. to Rail [m]	10.5	4.4	4.0	4.2	6.0	9.7							
Avg. Stride Freq. [Hz]	2.4	2.6	2.5	2.5	2.5	2.4							
Avg. Stride Length [m]	6.0	6.8	6.8	6.8	6.6	6.4							



- [] Ranking at each section and finish
- .-.- No data available at this section
- NA No data available



Horse/Jockey Name	Ezekeil
Final Rank	4
Fastest Section Time (Section)	0:11.61 (1000m)
Top Speed [km/h] (Section)	63.8 (Overall)
Race State	Finished



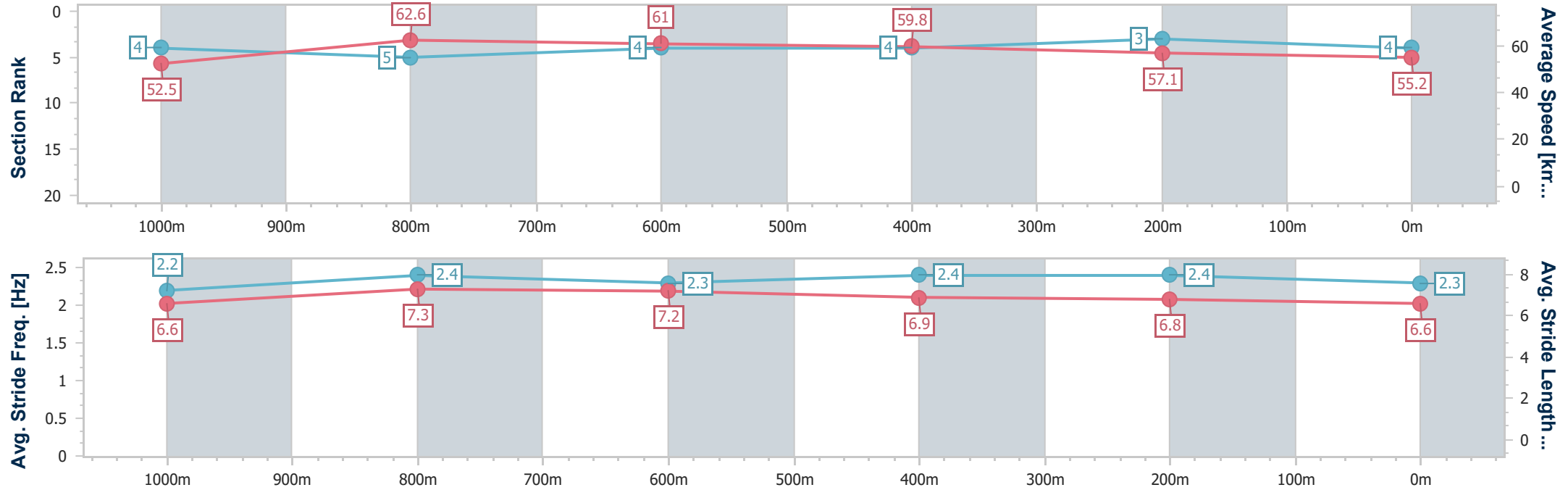
Toowoomba QLD Professional
Race 6: SHERRIN RENTALS KING OF THE MOUNTAIN
CONSOLATION OPEN HANDICAP - 1200m



28 March 2025 - 16:04

Track Rating: Heavy 9, Weather: Raining, Rail Position: True

Section	Overall	1000m	800m	600m	400m	200m							
Section Times	1:14.97 [4] (0:13.72)	1:01.25 [4] (0:11.61)	0:49.64 [5] (0:11.87)	0:37.77 [4] (0:12.16)	0:25.61 [4] (0:12.60)	0:13.01 [3] (0:13.01)							
Average Speed [km/h]	52.5	62.6	61.0	59.8	57.1	55.2							
Top Speed [km/h]	63.8	63.4	63.7	62.1	58.2	56.4							
Avg. Dist. to Rail [m]	3.3	2.0	2.9	1.9	0.9	2.4							
Avg. Stride Freq. [Hz]	2.2	2.4	2.3	2.4	2.4	2.3							
Avg. Stride Length [m]	6.6	7.3	7.2	6.9	6.8	6.6							



- [] Ranking at each section and finish
- .-.- No data available at this section
- NA No data available



Horse/Jockey Name	Spooky Spirit
Final Rank	5
Fastest Section Time (Section)	0:11.76 (800m)
Top Speed [km/h] (Section)	64.5 (1000m)
Race State	Finished



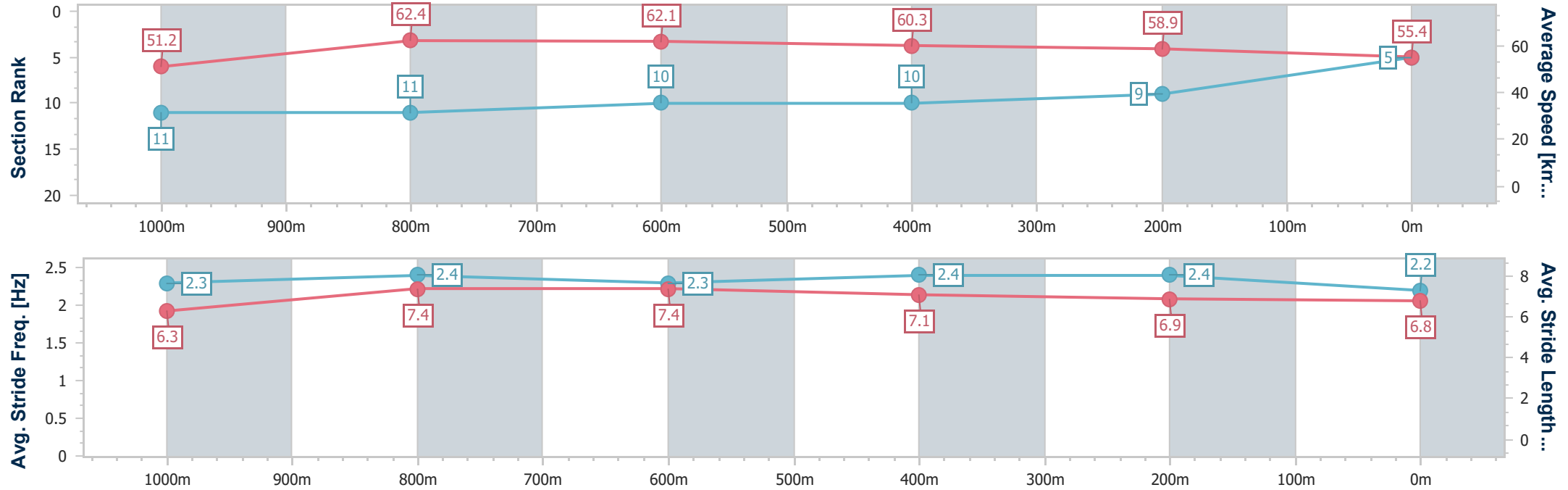
Toowoomba QLD Professional
Race 6: SHERRIN RENTALS KING OF THE MOUNTAIN
CONSOLATION OPEN HANDICAP - 1200m



28 March 2025 - 16:04

Track Rating: Heavy 9, Weather: Raining, Rail Position: True

Section	Overall	1000m	800m	600m	400m	200m							
Section Times	1:15.27 [5] (0:14.07)	1:01.20 [11] (0:11.80)	0:49.40 [11] (0:11.76)	0:37.64 [10] (0:12.25)	0:25.39 [10] (0:12.42)	0:12.97 [9] (0:12.97)							
Average Speed [km/h]	51.2	62.4	62.1	60.3	58.9	55.4							
Top Speed [km/h]	64.5	64.5	63.9	61.7	59.8	57.6							
Avg. Dist. to Rail [m]	14.5	7.2	4.8	5.2	4.2	6.8							
Avg. Stride Freq. [Hz]	2.3	2.4	2.3	2.4	2.4	2.2							
Avg. Stride Length [m]	6.3	7.4	7.4	7.1	6.9	6.8							



- [] Ranking at each section and finish
- .-.- No data available at this section
- NA No data available



Horse/Jockey Name	Tavs
Final Rank	6
Fastest Section Time (Section)	0:11.81 (1000m)
Top Speed [km/h] (Section)	63.7 (1000m)
Race State	Finished



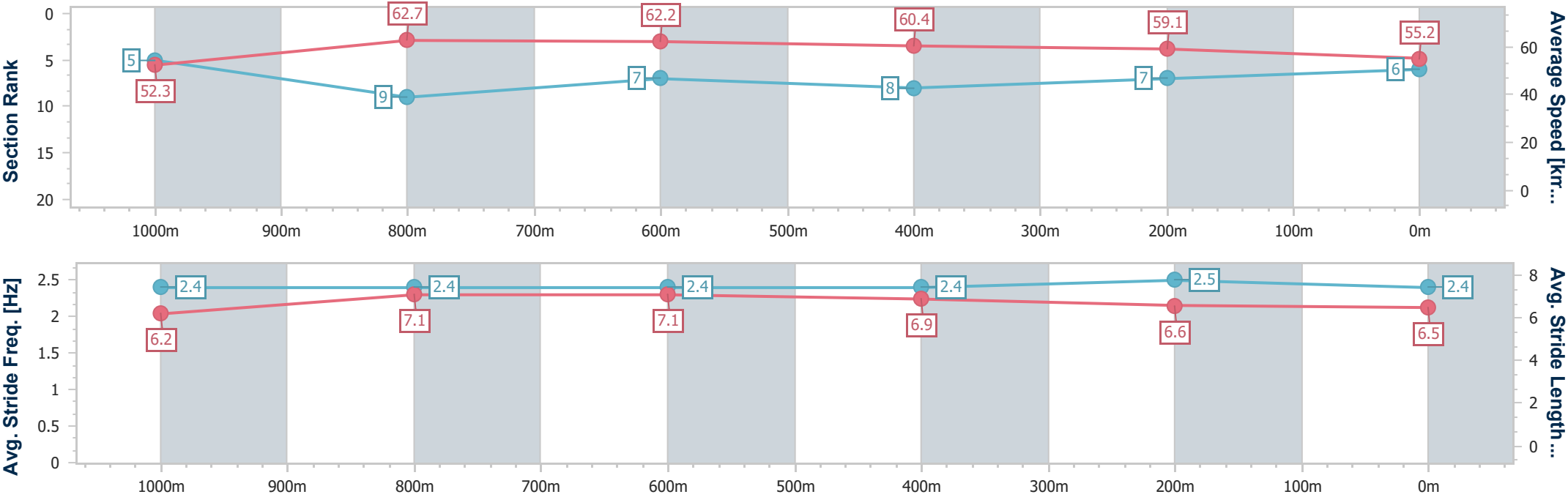
Toowoomba QLD Professional
Race 6: SHERRIN RENTALS KING OF THE MOUNTAIN
CONSOLATION OPEN HANDICAP - 1200m



28 March 2025 - 16:04

Track Rating: Heavy 9, Weather: Raining, Rail Position: True

Section	Overall	1000m	800m	600m	400m	200m							
Section Times	1:15.31 [6] (0:13.76)	1:01.55 [5] (0:11.81)	0:49.74 [9] (0:11.87)	0:37.87 [7] (0:12.30)	0:25.57 [8] (0:12.51)	0:13.06 [7] (0:13.06)							
Average Speed [km/h]	52.3	62.7	62.2	60.4	59.1	55.2							
Top Speed [km/h]	63.3	63.7	63.5	62.8	60.3	56.8							
Avg. Dist. to Rail [m]	11.4	8.7	6.9	6.3	6.7	10.8							
Avg. Stride Freq. [Hz]	2.4	2.4	2.4	2.4	2.5	2.4							
Avg. Stride Length [m]	6.2	7.1	7.1	6.9	6.6	6.5							





Horse/Jockey Name	Acres Away
Final Rank	7
Fastest Section Time (Section)	0:11.82 (1000m)
Top Speed [km/h] (Section)	64.2 (Overall)
Race State	Finished



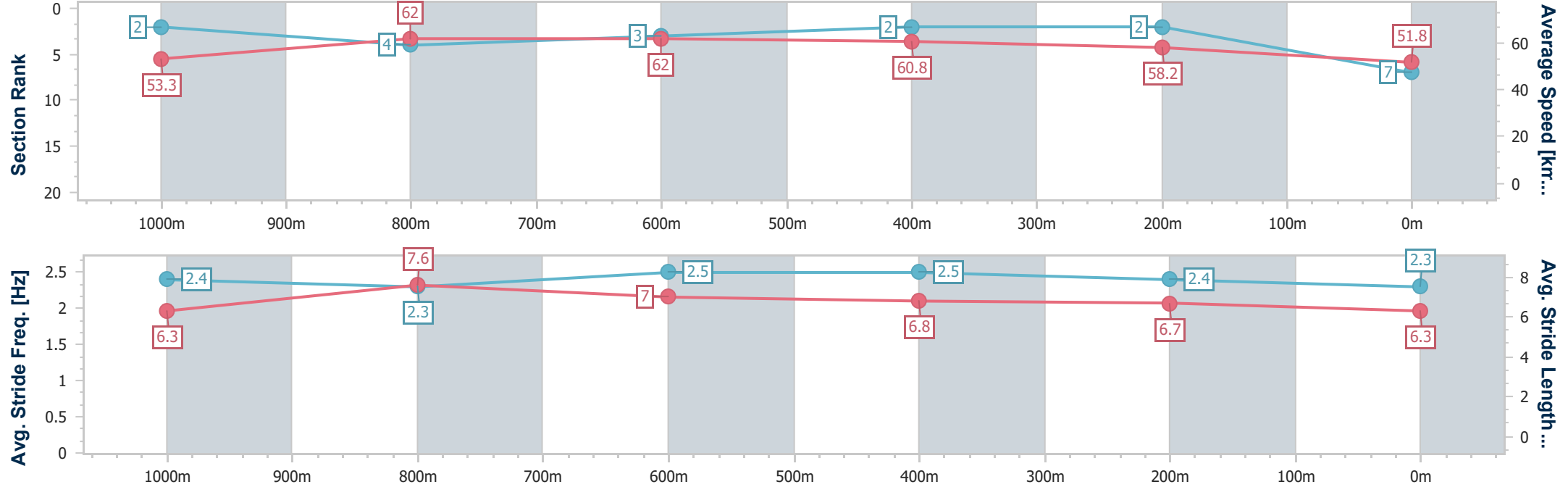
Toowoomba QLD Professional
Race 6: SHERRIN RENTALS KING OF THE MOUNTAIN
CONSOLATION OPEN HANDICAP - 1200m



28 March 2025 - 16:04

Track Rating: Heavy 9, Weather: Raining, Rail Position: True

Section	Overall	1000m	800m	600m	400m	200m							
Section Times	1:15.52 [7] (0:13.50)	1:02.02 [2] (0:11.82)	0:50.20 [4] (0:11.88)	0:38.32 [3] (0:12.01)	0:26.31 [2] (0:12.42)	0:13.89 [2] (0:13.89)							
Average Speed [km/h]	53.3	62.0	62.0	60.8	58.2	51.8							
Top Speed [km/h]	64.2	63.7	62.9	62.5	60.3	55.5							
Avg. Dist. to Rail [m]	8.1	6.0	5.5	3.0	2.0	7.3							
Avg. Stride Freq. [Hz]	2.4	2.3	2.5	2.5	2.4	2.3							
Avg. Stride Length [m]	6.3	7.6	7.0	6.8	6.7	6.3							



- [] Ranking at each section and finish
- .-.- No data available at this section
- NA No data available



Horse/Jockey Name	Redzoust
Final Rank	8
Fastest Section Time (Section)	0:11.69 (1000m)
Top Speed [km/h] (Section)	64.3 (Overall)
Race State	Finished



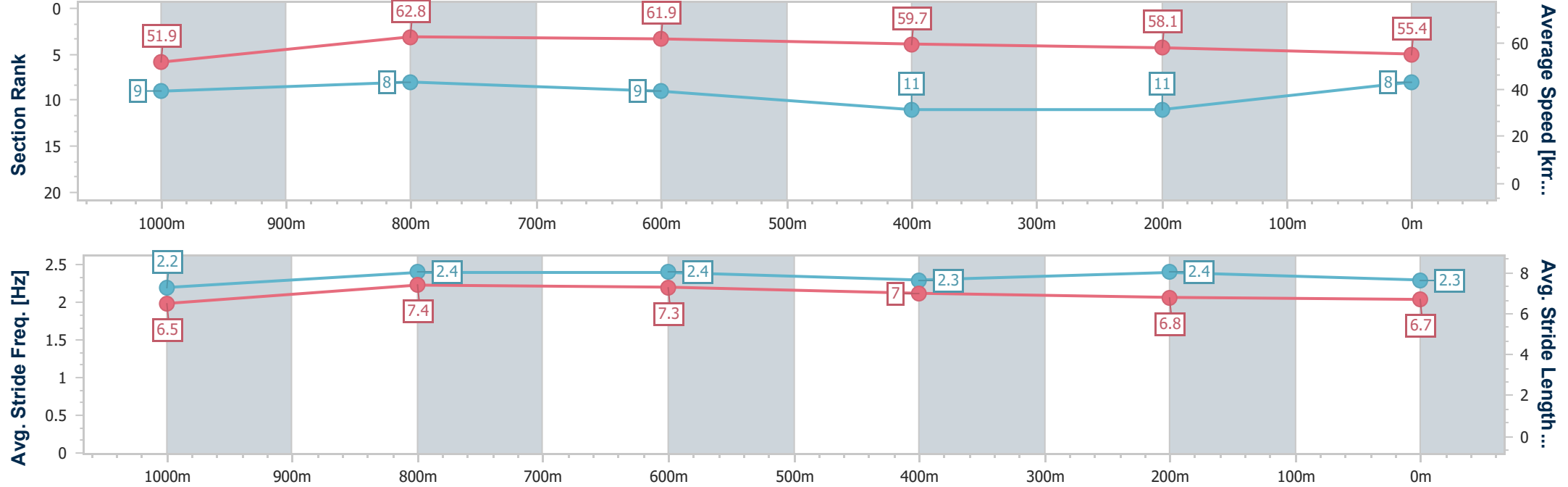
Toowoomba QLD Professional
Race 6: SHERRIN RENTALS KING OF THE MOUNTAIN
CONSOLATION OPEN HANDICAP - 1200m



28 March 2025 - 16:04

Track Rating: Heavy 9, Weather: Raining, Rail Position: True

Section	Overall	1000m	800m	600m	400m	200m							
Section Times	1:15.61 [8] (0:13.88)	1:01.73 [9] (0:11.69)	0:50.04 [8] (0:11.92)	0:38.12 [9] (0:12.43)	0:25.69 [11] (0:12.69)	0:13.00 [11] (0:13.00)							
Average Speed [km/h]	51.9	62.8	61.9	59.7	58.1	55.4							
Top Speed [km/h]	64.3	64.2	63.4	61.5	59.5	57.2							
Avg. Dist. to Rail [m]	14.2	7.4	6.3	6.2	7.4	12.8							
Avg. Stride Freq. [Hz]	2.2	2.4	2.4	2.3	2.4	2.3							
Avg. Stride Length [m]	6.5	7.4	7.3	7.0	6.8	6.7							





Horse/Jockey Name	He's Heaven
Final Rank	9
Fastest Section Time (Section)	0:11.53 (1000m)
Top Speed [km/h] (Section)	64.9 (Overall)
Race State	Finished



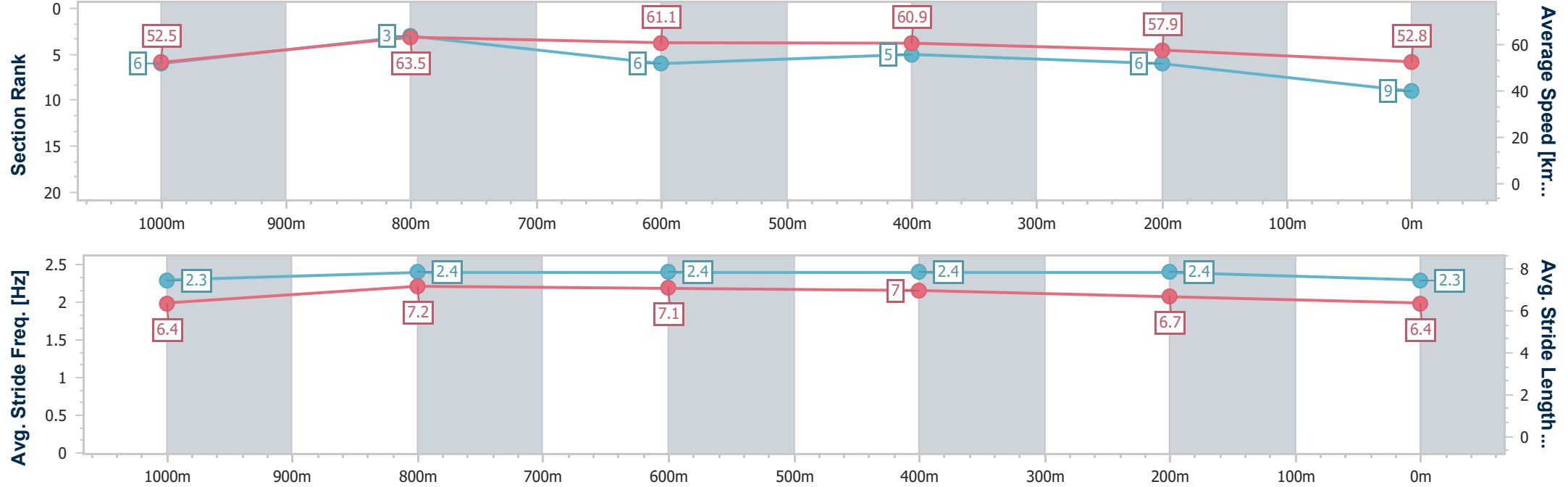
Toowoomba QLD Professional
Race 6: SHERRIN RENTALS KING OF THE MOUNTAIN
CONSOLATION OPEN HANDICAP - 1200m



28 March 2025 - 16:04

Track Rating: Heavy 9, Weather: Raining, Rail Position: True

Section	Overall	1000m	800m	600m	400m	200m							
Section Times	1:15.78 [9] (0:13.78)	1:02.00 [6] (0:11.53)	0:50.47 [3] (0:12.05)	0:38.42 [6] (0:12.14)	0:26.28 [5] (0:12.68)	0:13.60 [6] (0:13.60)							
Average Speed [km/h]	52.5	63.5	61.1	60.9	57.9	52.8							
Top Speed [km/h]	64.9	64.6	62.5	62.6	59.9	55.9							
Avg. Dist. to Rail [m]	13.0	6.2	6.6	5.4	5.7	7.8							
Avg. Stride Freq. [Hz]	2.3	2.4	2.4	2.4	2.4	2.3							
Avg. Stride Length [m]	6.4	7.2	7.1	7.0	6.7	6.4							





Horse/Jockey Name	Granite Prince
Final Rank	10
Fastest Section Time (Section)	0:11.65 (1000m)
Top Speed [km/h] (Section)	63.5 (Overall)
Race State	Finished



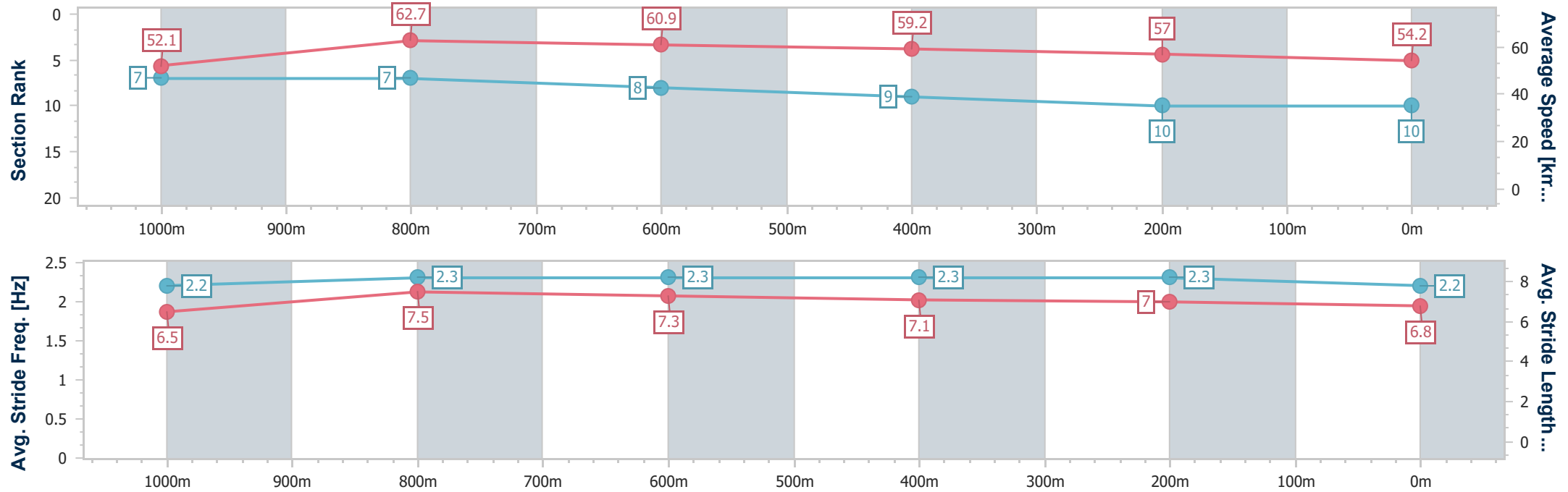
Toowoomba QLD Professional
Race 6: SHERRIN RENTALS KING OF THE MOUNTAIN
CONSOLATION OPEN HANDICAP - 1200m



28 March 2025 - 16:04

Track Rating: Heavy 9, Weather: Raining, Rail Position: True

Section	Overall	1000m	800m	600m	400m	200m							
Section Times	1:15.89 [10] (0:13.81)	1:02.08 [7] (0:11.65)	0:50.43 [7] (0:12.02)	0:38.41 [8] (0:12.36)	0:26.05 [9] (0:12.75)	0:13.30 [10] (0:13.30)							
Average Speed [km/h]	52.1	62.7	60.9	59.2	57.0	54.2							
Top Speed [km/h]	63.5	63.5	61.7	60.5	58.6	55.4							
Avg. Dist. to Rail [m]	5.9	3.9	4.3	3.6	3.3	7.7							
Avg. Stride Freq. [Hz]	2.2	2.3	2.3	2.3	2.3	2.2							
Avg. Stride Length [m]	6.5	7.5	7.3	7.1	7.0	6.8							





Horse/Jockey Name	This Is One
Final Rank	11
Fastest Section Time (Section)	0:11.56 (1000m)
Top Speed [km/h] (Section)	65.4 (Overall)
Race State	Finished



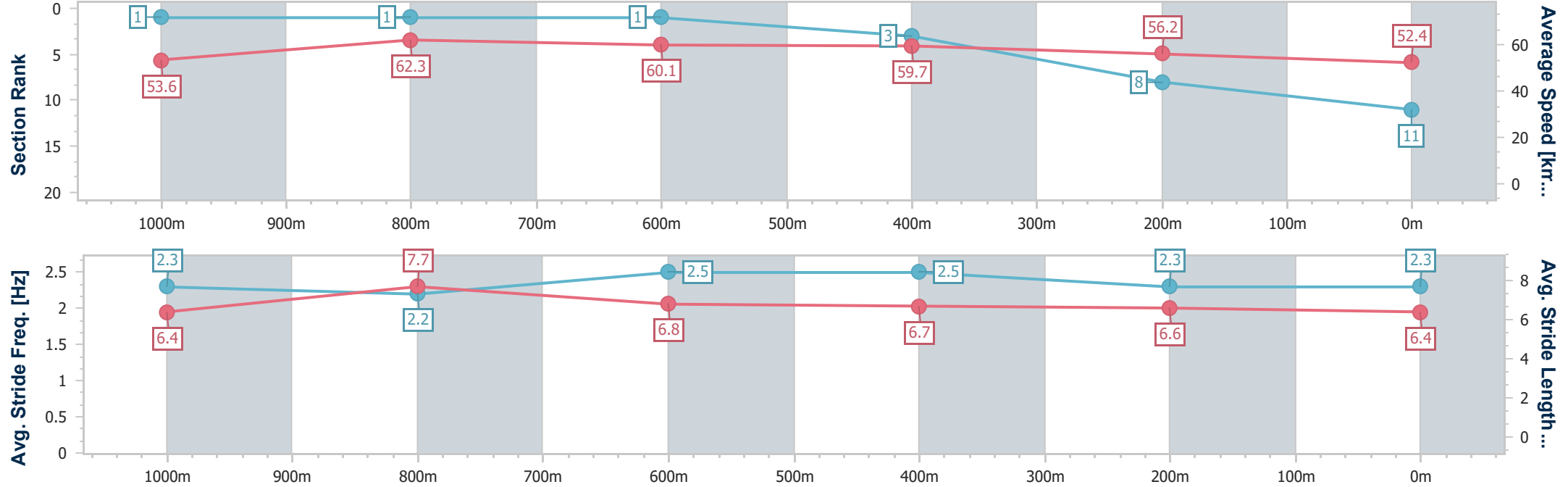
Toowoomba QLD Professional
Race 6: SHERRIN RENTALS KING OF THE MOUNTAIN
CONSOLATION OPEN HANDICAP - 1200m



28 March 2025 - 16:04

Track Rating: Heavy 9, Weather: Raining, Rail Position: True

Section	Overall	1000m	800m	600m	400m	200m							
Section Times	1:15.99 [11] (0:13.47)	1:02.52 [1] (0:11.56)	0:50.96 [1] (0:12.02)	0:38.94 [1] (0:12.23)	0:26.71 [3] (0:13.01)	0:13.70 [8] (0:13.70)							
Average Speed [km/h]	53.6	62.3	60.1	59.7	56.2	52.4							
Top Speed [km/h]	65.4	62.9	60.9	61.8	57.9	53.1							
Avg. Dist. to Rail [m]	8.7	1.0	1.7	2.8	3.3	6.1							
Avg. Stride Freq. [Hz]	2.3	2.2	2.5	2.5	2.3	2.3							
Avg. Stride Length [m]	6.4	7.7	6.8	6.7	6.6	6.4							



- [] Ranking at each section and finish
- .-.- No data available at this section
- NA No data available



Horse/Jockey Name	Tara Jasmine
Final Rank	12
Fastest Section Time (Section)	0:11.86 (1000m)
Top Speed [km/h] (Section)	64.4 (800m)
Race State	Finished



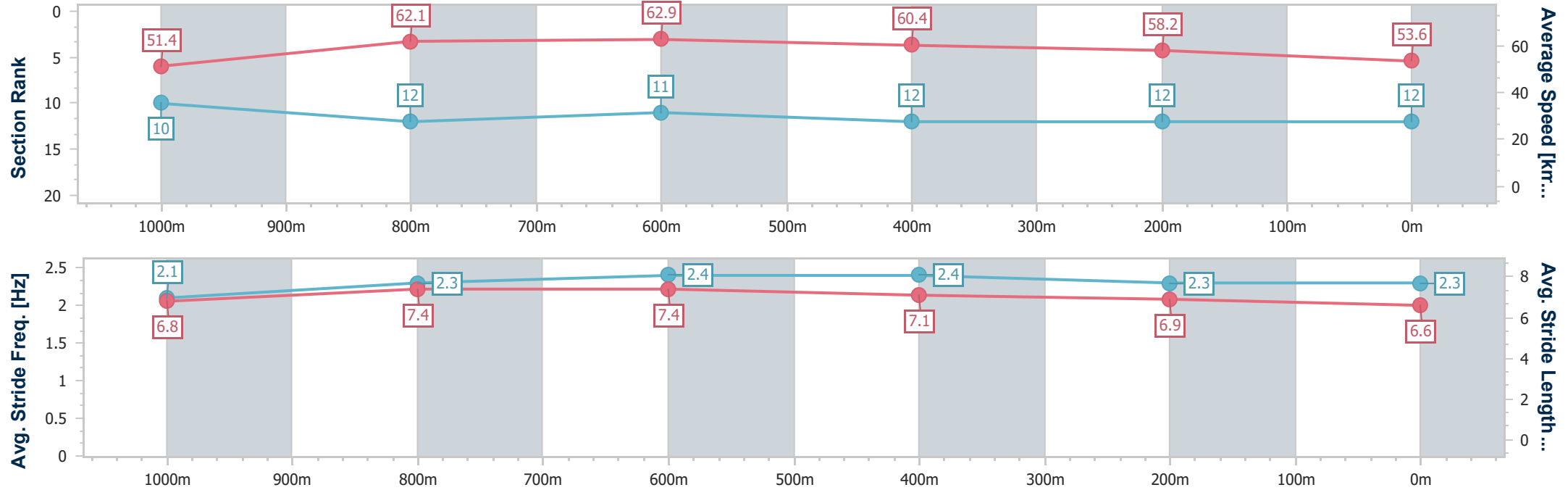
Toowoomba QLD Professional
Race 6: SHERRIN RENTALS KING OF THE MOUNTAIN
CONSOLATION OPEN HANDICAP - 1200m



28 March 2025 - 16:04

Track Rating: Heavy 9, Weather: Raining, Rail Position: True

Section	Overall	1000m	800m	600m	400m	200m							
Section Times	1:16.19 [12] (0:14.04)	1:02.15 [10] (0:11.86)	0:50.29 [12] (0:11.86)	0:38.43 [11] (0:12.37)	0:26.06 [12] (0:12.65)	0:13.41 [12] (0:13.41)							
Average Speed [km/h]	51.4	62.1	62.9	60.4	58.2	53.6							
Top Speed [km/h]	63.4	63.0	64.4	63.2	59.4	56.9							
Avg. Dist. to Rail [m]	11.2	8.1	8.7	6.9	7.5	11.3							
Avg. Stride Freq. [Hz]	2.1	2.3	2.4	2.4	2.3	2.3							
Avg. Stride Length [m]	6.8	7.4	7.4	7.1	6.9	6.6							





Toowoomba QLD Professional
Race 7: MORT & CO KING OF THE MOUNTAIN - 1200m
28 March 2025 - 16:42



Track Rating: Heavy 9, Weather: Raining, Rail Position: True

Section						Overall	1000m	800m	600m	400m	200m	Last 600m		
Field Times						1:15.37 (0:13.33)	1:02.04 (0:11.29)	0:50.75 (0:11.71)	0:39.04 (0:12.32)	0:26.72 (0:12.93)	0:13.79 (0:13.79)	0:39.04		
Rank	TAB	Horse/Jockey	Barrier	Top Speed [km/h]	Fastest Section							Margin	Distance Travelled [m]	
1	4	STEADY READY	5	65.4	0:11.29	1:15.37 [1]	1:02.04 [1]	0:50.75 [1]	0:39.04 [1]	0:26.72 [1]	0:13.79 [1]	1:15.37	0:39.04	
		Cody Collis		1000m	1000m	(0:13.33)	(0:11.29)	(0:11.71)	(0:12.32)	(0:12.93)	(0:13.79)			
2	8	RUSSIAN ALLIANCE	4	64.2	0:11.70	1:15.41 [2]	1:01.74 [6]	0:49.94 [7]	0:38.24 [6]	0:26.07 [4]	0:13.24 [3]	0.2L	0:38.24	+14
		Bailey Wheeler		800m	800m	(0:13.67)	(0:11.80)	(0:11.70)	(0:12.17)	(0:12.83)	(0:13.24)			
3	11	MILLANE	9	63.1	0:11.84	1:15.44 [3]	1:01.51 [10]	0:49.67 [11]	0:37.68 [11]	0:25.56 [9]	0:12.86 [7]	0.3L	0:37.68	+13
		Damien Thornton		Overall	1000m	(0:13.93)	(0:11.84)	(0:11.99)	(0:12.12)	(0:12.70)	(0:12.86)			
4	10	SAFEWORK	1	63.7	0:11.66	1:15.75 [4]	1:01.83 [9]	0:50.17 [9]	0:38.23 [8]	0:25.81 [10]	0:13.20 [6]	2.1L	0:38.23	+0
		Robbie Dolan		1000m	1000m	(0:13.92)	(0:11.66)	(0:11.94)	(0:12.42)	(0:12.61)	(0:13.20)			
5	12	CHINNY BOOM	3	65.9	0:11.40	1:16.27 [5]	1:02.69 [5]	0:51.29 [3]	0:39.51 [3]	0:27.09 [3]	0:14.17 [2]	5.1L	0:39.51	+9
		Justin Stanley		1000m	1000m	(0:13.58)	(0:11.40)	(0:11.78)	(0:12.42)	(0:12.92)	(0:14.17)			
6	9	ROCKRIBBED	6	66.4	0:11.30	1:16.52 [6]	1:03.13 [2]	0:51.83 [2]	0:39.94 [2]	0:27.52 [2]	0:14.24 [4]	6.6L	0:39.94	+6
		Angela Jones		Overall	1000m	(0:13.39)	(0:11.30)	(0:11.89)	(0:12.42)	(0:13.28)	(0:14.24)			
7	13	NED'S GULLY	10	62.9	0:11.78	1:16.62 [7]	1:02.64 [11]	0:50.86 [10]	0:38.90 [10]	0:26.84 [7]	0:14.16 [5]	7.1L	0:38.90	+8
		Mark Du Plessis		600m	1000m	(0:13.98)	(0:11.78)	(0:11.96)	(0:12.06)	(0:12.68)	(0:14.16)			
7	7	SECRET PLAN	7	64.5	0:11.45	1:16.62 [7]	1:02.85 [7]	0:51.40 [5]	0:39.67 [4]	0:27.19 [5]	0:14.04 [8]	7.1L	0:39.67	+8
		Jag Guthmann-Chester		Overall	1000m	(0:13.77)	(0:11.45)	(0:11.73)	(0:12.48)	(0:13.15)	(0:14.04)			
9	15	BRERETON	11	63.9	0:11.77	1:16.70 [9]	1:03.15 [4]	0:51.38 [6]	0:39.37 [7]	0:26.90 [8]	0:13.81 [10]	7.6L	0:39.37	+5
		Cejay Graham		1000m	1000m	(0:13.55)	(0:11.77)	(0:12.01)	(0:12.47)	(0:13.09)	(0:13.81)			
10	2	IT'SOURTIME	2	64.4	0:11.46	1:17.27 [10]	1:03.73 [3]	0:52.27 [4]	0:40.29 [5]	0:27.64 [6]	0:14.46 [9]	10.9L	0:40.29	+5
		Les Tilley		1000m	1000m	(0:13.54)	(0:11.46)	(0:11.98)	(0:12.65)	(0:13.18)	(0:14.46)			

Scratched: Comrade Rosa (#3), King Kapa (#5), Lost In Transit (#14), Mishani Sniper (#16), Master Showman (#17), Boston Rocks (#6)



Toowoomba QLD Professional
Race 7: MORT & CO KING OF THE MOUNTAIN - 1200m
28 March 2025 - 16:42



Track Rating: Heavy 9, Weather: Raining, Rail Position: True

Section					Overall	1000m	800m	600m	400m	200m	Last 600m			
Field Times					1:15.37 (0:13.33)	1:02.04 (0:11.29)	0:50.75 (0:11.71)	0:39.04 (0:12.32)	0:26.72 (0:12.93)	0:13.79 (0:13.79)	0:39.04			
Rank	TAB	Horse/Jockey	Barrier	Top Speed [km/h]	Fastest Section						Margin	Distance Travelled [m]		
11	1	CIFRADO	8	63.5	0:11.72	1:19.59 [11]	1:05.74 [8]	0:54.02 [8]	0:41.98 [9]	0:29.52 [11]	0:16.35 [11]	24.4L	0:41.98	+11
		Kyle Wilson-Taylor		Overall	1000m	(0:13.85)	(0:11.72)	(0:12.04)	(0:12.46)	(0:13.17)	(0:16.35)			

Scratched: Comrade Rosa (#3), King Kapa (#5), Lost In Transit (#14), Mishani Sniper (#16), Master Showman (#17), Boston Rocks (#6)



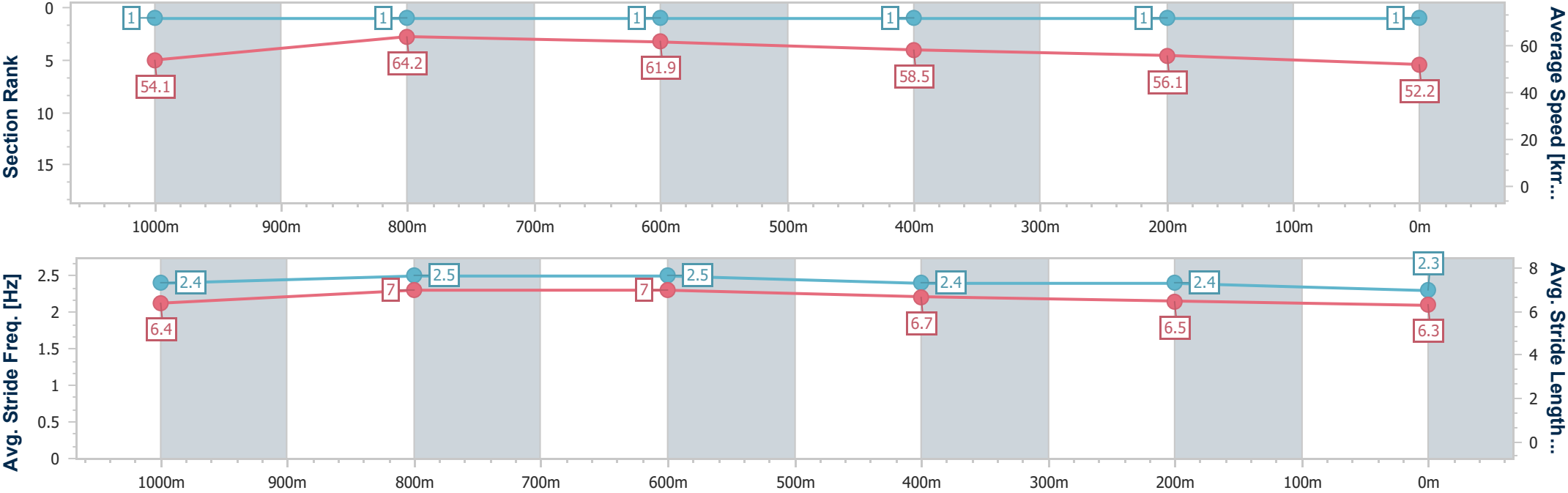
Horse/Jockey Name	Steady Ready
Final Rank	1
Fastest Section Time (Section)	0:11.29 (1000m)
Top Speed [km/h] (Section)	65.4 (1000m)
Race State	Finished



Toowoomba QLD Professional
Race 7: MORT & CO KING OF THE MOUNTAIN - 1200m
28 March 2025 - 16:42
Track Rating: Heavy 9, Weather: Raining, Rail Position: True



Section	Overall	1000m	800m	600m	400m	200m							
Section Times	1:15.37 [1] (0:13.33)	1:02.04 [1] (0:11.29)	0:50.75 [1] (0:11.71)	0:39.04 [1] (0:12.32)	0:26.72 [1] (0:12.93)	0:13.79 [1] (0:13.79)							
Average Speed [km/h]	54.1	64.2	61.9	58.5	56.1	52.2							
Top Speed [km/h]	65.4	65.4	63.0	61.0	58.1	55.6							
Avg. Dist. to Rail [m]	6.1	1.9	1.9	0.8	1.6	3.1							
Avg. Stride Freq. [Hz]	2.4	2.5	2.5	2.4	2.4	2.3							
Avg. Stride Length [m]	6.4	7.0	7.0	6.7	6.5	6.3							





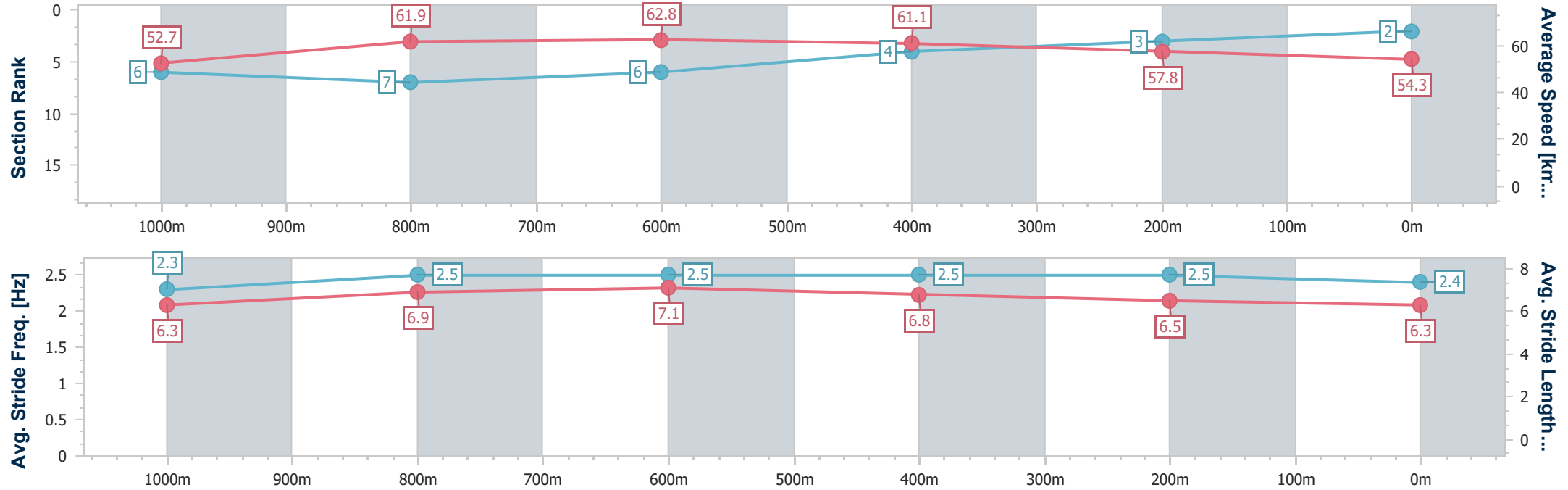
Horse/Jockey Name	Russian Alliance
Final Rank	2
Fastest Section Time (Section)	0:11.70 (800m)
Top Speed [km/h] (Section)	64.2 (800m)
Race State	Finished



Toowoomba QLD Professional
Race 7: MORT & CO KING OF THE MOUNTAIN - 1200m
28 March 2025 - 16:42
Track Rating: Heavy 9, Weather: Raining, Rail Position: True



Section	Overall	1000m	800m	600m	400m	200m							
Section Times	1:15.41 [2] (0:13.67)	1:01.74 [6] (0:11.80)	0:49.94 [7] (0:11.70)	0:38.24 [6] (0:12.17)	0:26.07 [4] (0:12.83)	0:13.24 [3] (0:13.24)							
Average Speed [km/h]	52.7	61.9	62.8	61.1	57.8	54.3							
Top Speed [km/h]	63.0	63.1	64.2	63.4	59.9	56.5							
Avg. Dist. to Rail [m]	9.8	5.3	5.6	6.5	8.0	9.2							
Avg. Stride Freq. [Hz]	2.3	2.5	2.5	2.5	2.5	2.4							
Avg. Stride Length [m]	6.3	6.9	7.1	6.8	6.5	6.3							





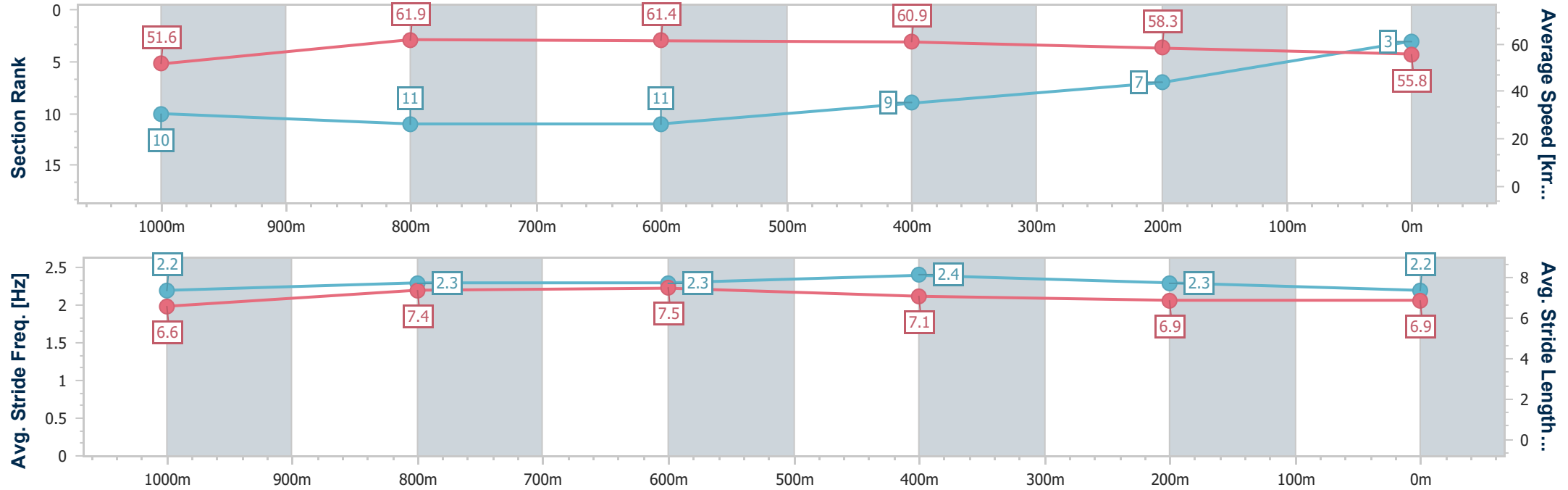
Horse/Jockey Name	Millane
Final Rank	3
Fastest Section Time (Section)	0:11.84 (1000m)
Top Speed [km/h] (Section)	63.1 (Overall)
Race State	Finished



Toowoomba QLD Professional
Race 7: MORT & CO KING OF THE MOUNTAIN - 1200m
28 March 2025 - 16:42
Track Rating: Heavy 9, Weather: Raining, Rail Position: True



Section	Overall	1000m	800m	600m	400m	200m							
Section Times	1:15.44 [3] (0:13.93)	1:01.51 [10] (0:11.84)	0:49.67 [11] (0:11.99)	0:37.68 [11] (0:12.12)	0:25.56 [9] (0:12.70)	0:12.86 [7] (0:12.86)							
Average Speed [km/h]	51.6	61.9	61.4	60.9	58.3	55.8							
Top Speed [km/h]	63.1	63.0	61.8	62.9	60.6	57.9							
Avg. Dist. to Rail [m]	12.8	6.3	4.8	5.5	7.5	11.0							
Avg. Stride Freq. [Hz]	2.2	2.3	2.3	2.4	2.3	2.2							
Avg. Stride Length [m]	6.6	7.4	7.5	7.1	6.9	6.9							





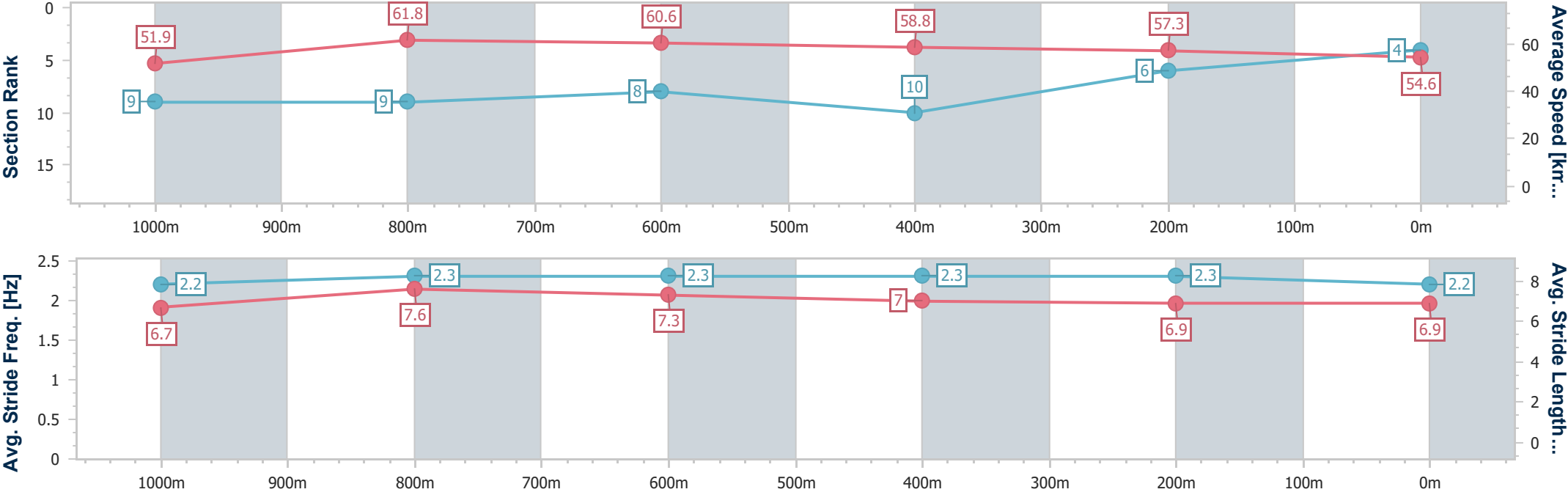
Horse/Jockey Name	Safework
Final Rank	4
Fastest Section Time (Section)	0:11.66 (1000m)
Top Speed [km/h] (Section)	63.7 (1000m)
Race State	Finished



Toowoomba QLD Professional
Race 7: MORT & CO KING OF THE MOUNTAIN - 1200m
28 March 2025 - 16:42
Track Rating: Heavy 9, Weather: Raining, Rail Position: True



Section	Overall	1000m	800m	600m	400m	200m							
Section Times	1:15.75 [4] (0:13.92)	1:01.83 [9] (0:11.66)	0:50.17 [9] (0:11.94)	0:38.23 [8] (0:12.42)	0:25.81 [10] (0:12.61)	0:13.20 [6] (0:13.20)							
Average Speed [km/h]	51.9	61.8	60.6	58.8	57.3	54.6							
Top Speed [km/h]	62.2	63.7	61.4	61.7	58.7	57.3							
Avg. Dist. to Rail [m]	3.3	0.9	2.6	2.2	1.9	3.2							
Avg. Stride Freq. [Hz]	2.2	2.3	2.3	2.3	2.3	2.2							
Avg. Stride Length [m]	6.7	7.6	7.3	7.0	6.9	6.9							





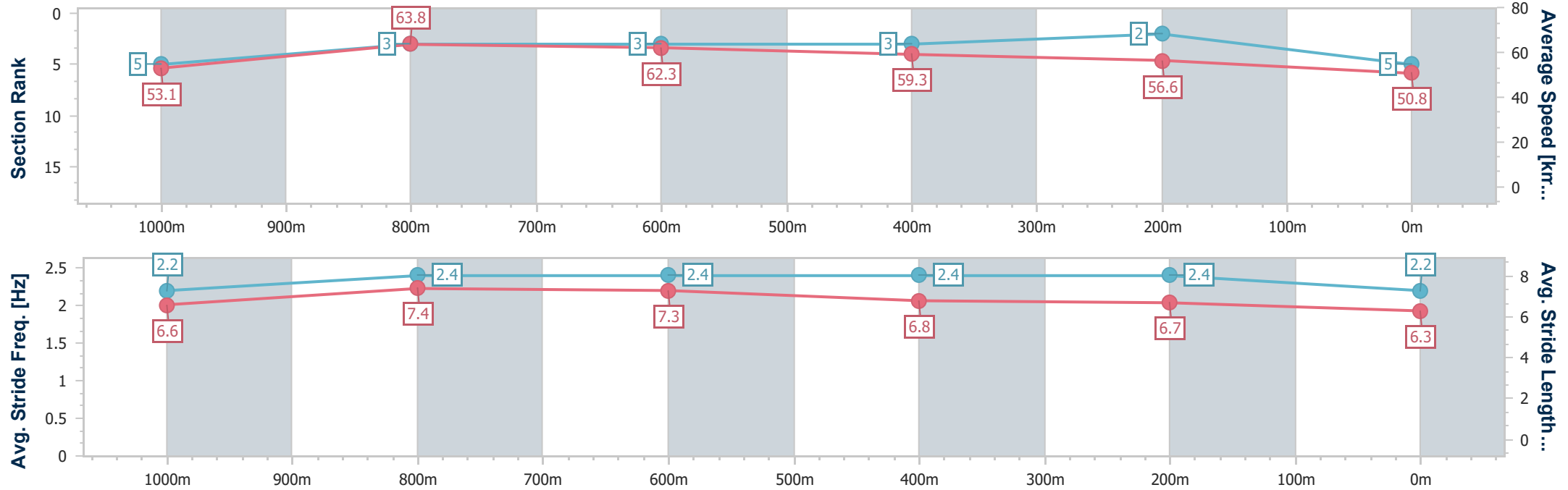
Horse/Jockey Name	Chinny Boom
Final Rank	5
Fastest Section Time (Section)	0:11.40 (1000m)
Top Speed [km/h] (Section)	65.9 (1000m)
Race State	Finished



Toowoomba QLD Professional
Race 7: MORT & CO KING OF THE MOUNTAIN - 1200m
28 March 2025 - 16:42
Track Rating: Heavy 9, Weather: Raining, Rail Position: True



Section	Overall	1000m	800m	600m	400m	200m							
Section Times	1:16.27 [5] (0:13.58)	1:02.69 [5] (0:11.40)	0:51.29 [3] (0:11.78)	0:39.51 [3] (0:12.42)	0:27.09 [3] (0:12.92)	0:14.17 [2] (0:14.17)							
Average Speed [km/h]	53.1	63.8	62.3	59.3	56.6	50.8							
Top Speed [km/h]	64.1	65.9	63.2	61.1	59.4	53.6							
Avg. Dist. to Rail [m]	6.9	3.7	4.9	4.6	5.3	7.6							
Avg. Stride Freq. [Hz]	2.2	2.4	2.4	2.4	2.4	2.2							
Avg. Stride Length [m]	6.6	7.4	7.3	6.8	6.7	6.3							





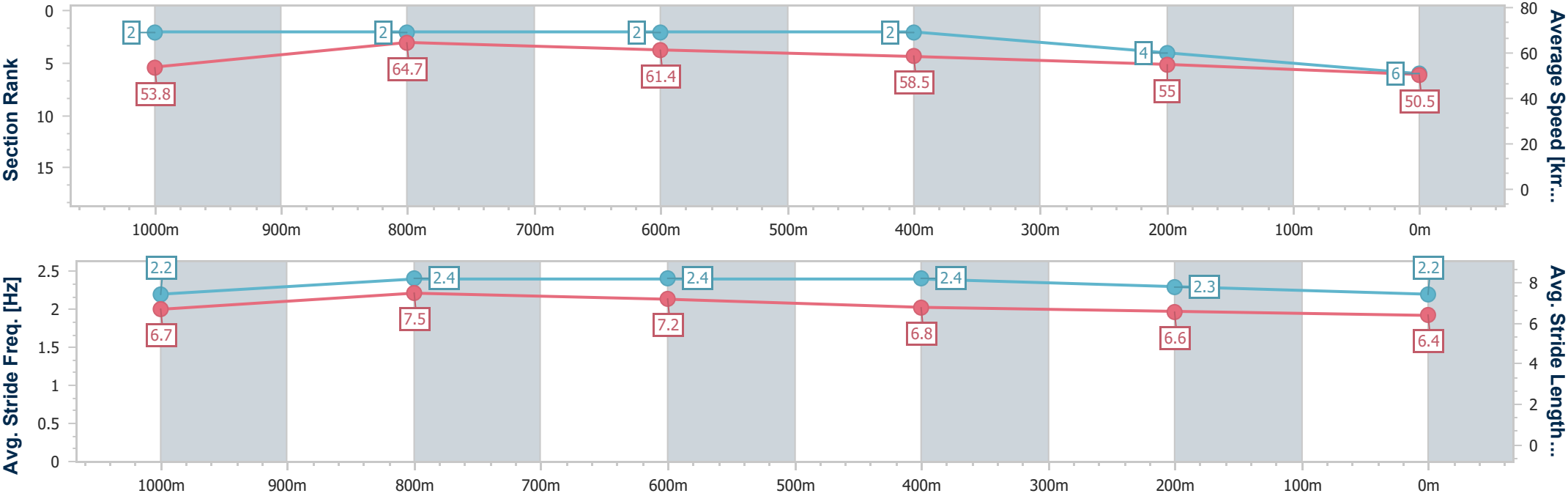
Horse/Jockey Name	Rockribbed
Final Rank	6
Fastest Section Time (Section)	0:11.30 (1000m)
Top Speed [km/h] (Section)	66.4 (Overall)
Race State	Finished



Toowoomba QLD Professional
Race 7: MORT & CO KING OF THE MOUNTAIN - 1200m
28 March 2025 - 16:42
Track Rating: Heavy 9, Weather: Raining, Rail Position: True



Section	Overall	1000m	800m	600m	400m	200m								
Section Times	1:16.52 [6] (0:13.39)	1:03.13 [2] (0:11.30)	0:51.83 [2] (0:11.89)	0:39.94 [2] (0:12.42)	0:27.52 [2] (0:13.28)	0:14.24 [4] (0:14.24)								
Average Speed [km/h]	53.8	64.7	61.4	58.5	55.0	50.5								
Top Speed [km/h]	66.4	65.7	63.4	61.4	56.6	52.5								
Avg. Dist. to Rail [m]	9.4	3.5	3.8	2.5	4.3	5.6								
Avg. Stride Freq. [Hz]	2.2	2.4	2.4	2.4	2.3	2.2								
Avg. Stride Length [m]	6.7	7.5	7.2	6.8	6.6	6.4								





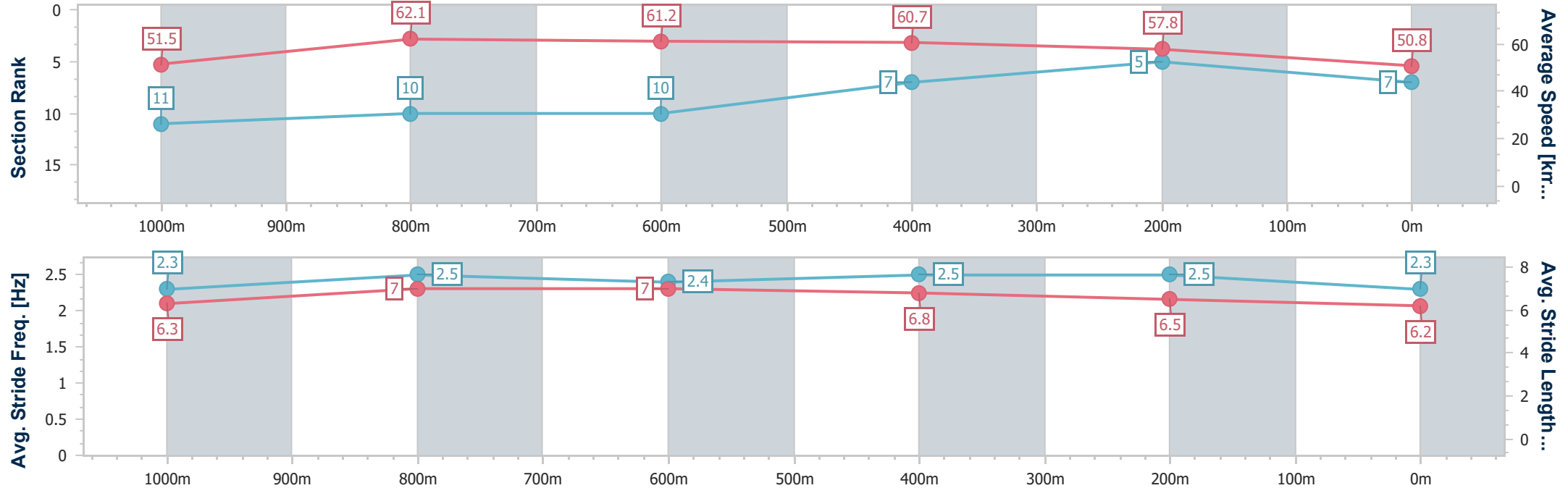
Horse/Jockey Name	Ned's Gully
Final Rank	7
Fastest Section Time (Section)	0:11.78 (1000m)
Top Speed [km/h] (Section)	62.9 (600m)
Race State	Finished



Toowoomba QLD Professional
Race 7: MORT & CO KING OF THE MOUNTAIN - 1200m
28 March 2025 - 16:42
Track Rating: Heavy 9, Weather: Raining, Rail Position: True



Section	Overall	1000m	800m	600m	400m	200m							
Section Times	1:16.62 [7] (0:13.98)	1:02.64 [11] (0:11.78)	0:50.86 [10] (0:11.96)	0:38.90 [10] (0:12.06)	0:26.84 [7] (0:12.68)	0:14.16 [5] (0:14.16)							
Average Speed [km/h]	51.5	62.1	61.2	60.7	57.8	50.8							
Top Speed [km/h]	62.8	62.8	62.6	62.9	59.0	56.5							
Avg. Dist. to Rail [m]	10.7	4.9	4.7	3.5	5.5	8.6							
Avg. Stride Freq. [Hz]	2.3	2.5	2.4	2.5	2.5	2.3							
Avg. Stride Length [m]	6.3	7.0	7.0	6.8	6.5	6.2							





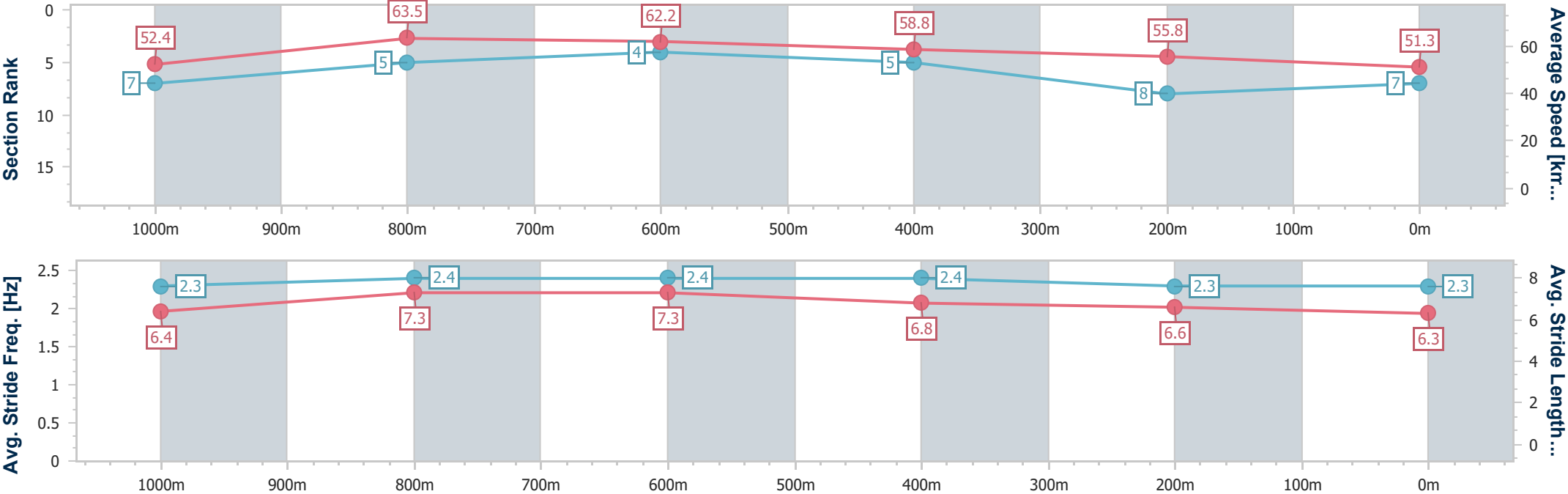
Horse/Jockey Name	Secret Plan
Final Rank	7
Fastest Section Time (Section)	0:11.45 (1000m)
Top Speed [km/h] (Section)	64.5 (Overall)
Race State	Finished



Toowoomba QLD Professional
Race 7: MORT & CO KING OF THE MOUNTAIN - 1200m
28 March 2025 - 16:42
Track Rating: Heavy 9, Weather: Raining, Rail Position: True



Section	Overall	1000m	800m	600m	400m	200m							
Section Times	1:16.62 [7] (0:13.77)	1:02.85 [7] (0:11.45)	0:51.40 [5] (0:11.73)	0:39.67 [4] (0:12.48)	0:27.19 [5] (0:13.15)	0:14.04 [8] (0:14.04)							
Average Speed [km/h]	52.4	63.5	62.2	58.8	55.8	51.3							
Top Speed [km/h]	64.5	64.3	63.4	61.3	57.3	53.1							
Avg. Dist. to Rail [m]	9.8	3.5	3.8	4.5	5.1	7.1							
Avg. Stride Freq. [Hz]	2.3	2.4	2.4	2.4	2.3	2.3							
Avg. Stride Length [m]	6.4	7.3	7.3	6.8	6.6	6.3							





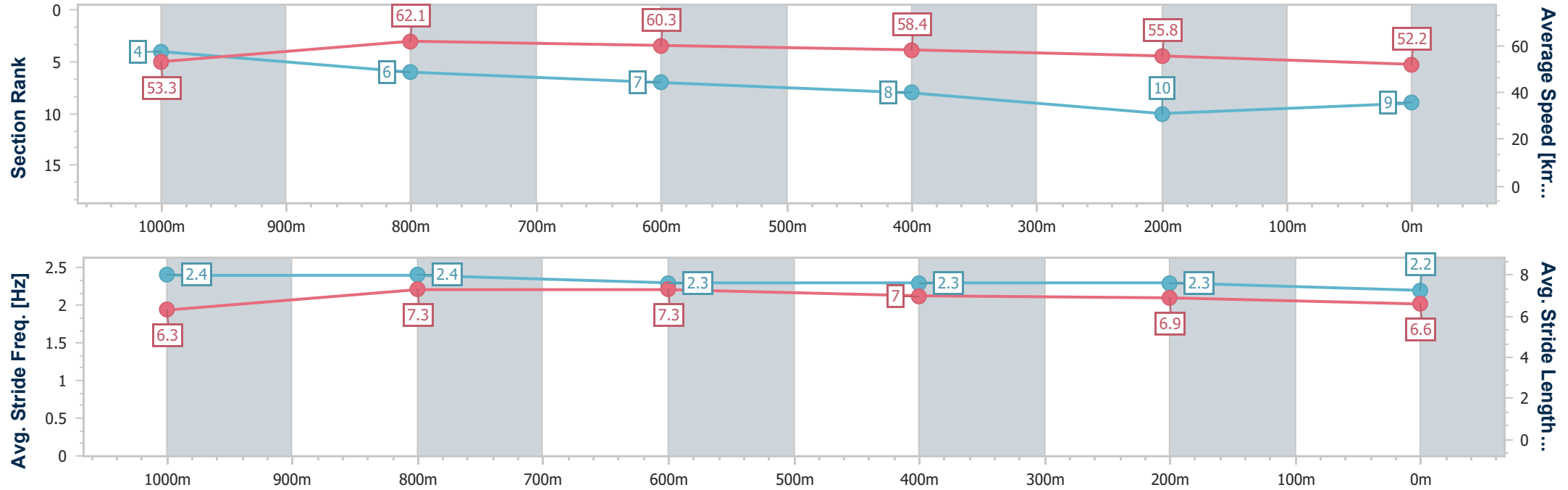
Horse/Jockey Name	Brereton
Final Rank	9
Fastest Section Time (Section)	0:11.77 (1000m)
Top Speed [km/h] (Section)	63.9 (1000m)
Race State	Finished



Toowoomba QLD Professional
Race 7: MORT & CO KING OF THE MOUNTAIN - 1200m
28 March 2025 - 16:42
Track Rating: Heavy 9, Weather: Raining, Rail Position: True



Section	Overall	1000m	800m	600m	400m	200m							
Section Times	1:16.70 [9] (0:13.55)	1:03.15 [4] (0:11.77)	0:51.38 [6] (0:12.01)	0:39.37 [7] (0:12.47)	0:26.90 [8] (0:13.09)	0:13.81 [10] (0:13.81)							
Average Speed [km/h]	53.3	62.1	60.3	58.4	55.8	52.2							
Top Speed [km/h]	63.6	63.9	61.1	61.3	57.0	53.8							
Avg. Dist. to Rail [m]	7.4	4.2	2.9	2.2	3.9	5.8							
Avg. Stride Freq. [Hz]	2.4	2.4	2.3	2.3	2.3	2.2							
Avg. Stride Length [m]	6.3	7.3	7.3	7.0	6.9	6.6							





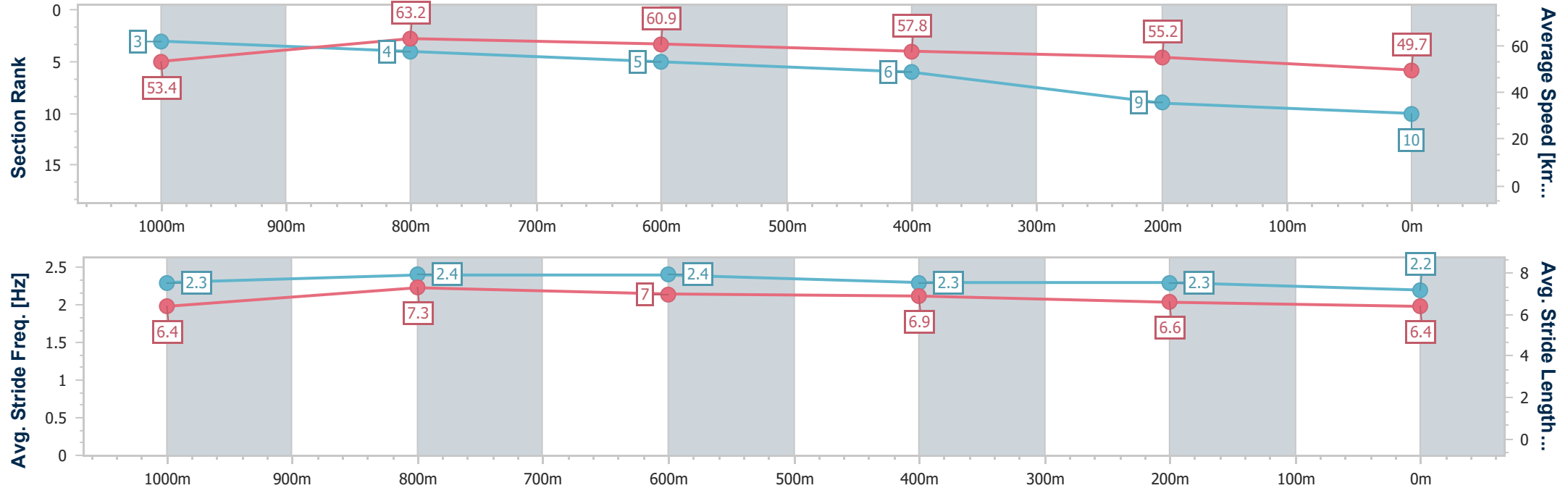
Horse/Jockey Name	It'sourtime
Final Rank	10
Fastest Section Time (Section)	0:11.46 (1000m)
Top Speed [km/h] (Section)	64.4 (1000m)
Race State	Finished



Toowoomba QLD Professional
Race 7: MORT & CO KING OF THE MOUNTAIN - 1200m
28 March 2025 - 16:42
Track Rating: Heavy 9, Weather: Raining, Rail Position: True



Section	Overall	1000m	800m	600m	400m	200m							
Section Times	1:17.27 [10] (0:13.54)	1:03.73 [3] (0:11.46)	0:52.27 [4] (0:11.98)	0:40.29 [5] (0:12.65)	0:27.64 [6] (0:13.18)	0:14.46 [9] (0:14.46)							
Average Speed [km/h]	53.4	63.2	60.9	57.8	55.2	49.7							
Top Speed [km/h]	63.4	64.4	62.3	61.5	57.5	53.8							
Avg. Dist. to Rail [m]	6.1	2.8	4.1	3.1	2.9	4.6							
Avg. Stride Freq. [Hz]	2.3	2.4	2.4	2.3	2.3	2.2							
Avg. Stride Length [m]	6.4	7.3	7.0	6.9	6.6	6.4							





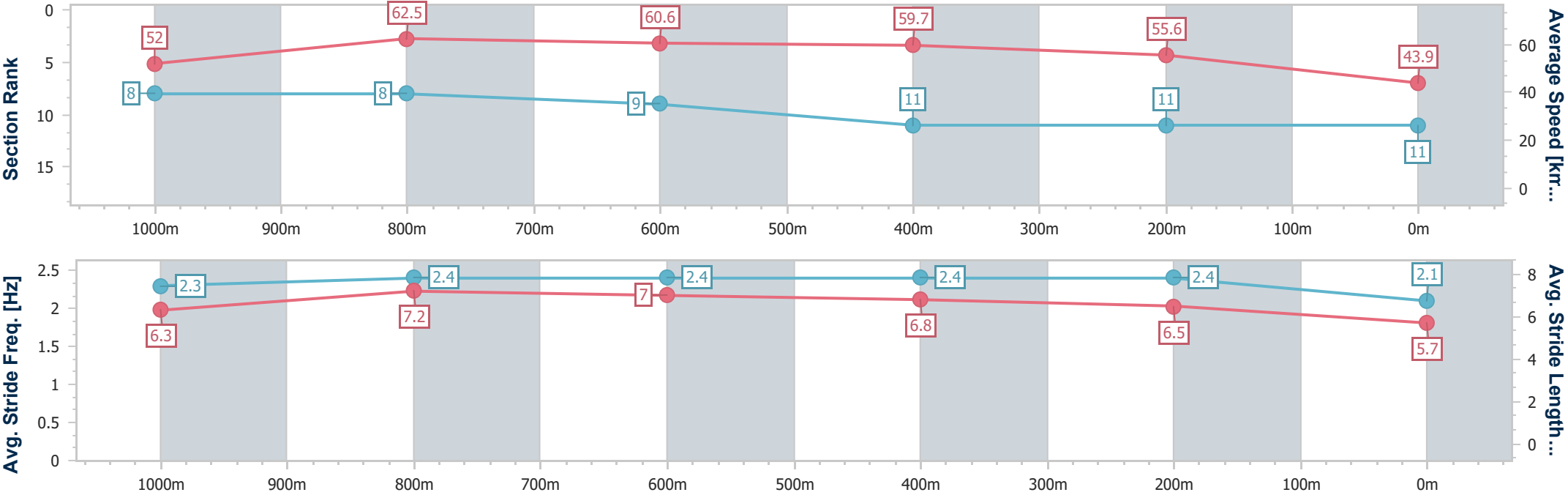
Horse/Jockey Name	Cifrado
Final Rank	11
Fastest Section Time (Section)	0:11.72 (1000m)
Top Speed [km/h] (Section)	63.5 (Overall)
Race State	Finished



Toowoomba QLD Professional
Race 7: MORT & CO KING OF THE MOUNTAIN - 1200m
28 March 2025 - 16:42
Track Rating: Heavy 9, Weather: Raining, Rail Position: True



Section	Overall	1000m	800m	600m	400m	200m							
Section Times	1:19.59 [11] (0:13.85)	1:05.74 [8] (0:11.72)	0:54.02 [8] (0:12.04)	0:41.98 [9] (0:12.46)	0:29.52 [11] (0:13.17)	0:16.35 [11] (0:16.35)							
Average Speed [km/h]	52.0	62.5	60.6	59.7	55.6	43.9							
Top Speed [km/h]	63.5	63.2	62.2	62.1	57.8	52.8							
Avg. Dist. to Rail [m]	11.6	4.9	4.6	5.6	6.0	9.0							
Avg. Stride Freq. [Hz]	2.3	2.4	2.4	2.4	2.4	2.1							
Avg. Stride Length [m]	6.3	7.2	7.0	6.8	6.5	5.7							





Toowoomba QLD Professional
Race 8: MNP SECURITY BENCHMARK 65 Handicap - 1100m
28 March 2025 - 17:39



Track Rating: Heavy 9, Weather: Raining, Rail Position: True

Section		Overall				1000m	800m	600m	400m	200m	Last 600m		
Field Times		1:09.70 (0:07.87)				1:01.83 (0:11.24)	0:50.59 (0:11.55)	0:39.04 (0:12.29)	0:26.75 (0:13.21)	0:13.54 (0:13.54)	0:39.04		
Rank	TAB	Horse/Jockey	Barrier	Top Speed [km/h]	Fastest Section							Margin	Distance Travelled [m]
1	9	ADALIE	7	66.5	0:08.05	1:09.70 [1]	1:01.65 [5]	0:50.20 [8]	0:38.61 [6]	0:26.42 [3]	0:13.54 [1]	1:09.70	0:38.61
		Nozi Tomizawa		1000m	Overall	(0:08.05)	(0:11.45)	(0:11.59)	(0:12.19)	(0:12.88)	(0:13.54)		
2	15	ROWDASH	8	65.3	0:08.34	1:10.07 [2]	1:01.73 [6]	0:50.28 [9]	0:38.59 [9]	0:26.47 [7]	0:13.47 [4]	2L	0:38.59 +1
		Cejay Graham		1000m	Overall	(0:08.34)	(0:11.45)	(0:11.69)	(0:12.12)	(0:13.00)	(0:13.47)		
3	13	GERETY	3	66.0	0:08.03	1:10.28 [3]	1:02.25 [4]	0:50.82 [6]	0:39.02 [8]	0:26.63 [8]	0:13.64 [5]	3L	0:39.02 -5
		Robbie Dolan		1000m	Overall	(0:08.03)	(0:11.43)	(0:11.80)	(0:12.39)	(0:12.99)	(0:13.64)		
4	11	BELLA BABE	4	64.4	0:08.36	1:10.32 [4]	1:01.96 [9]	0:50.44 [10]	0:38.67 [11]	0:25.99 [11]	0:13.00 [9]	3.2L	0:38.67 -9
		Justin Stanley		1000m	Overall	(0:08.36)	(0:11.52)	(0:11.77)	(0:12.68)	(0:12.99)	(0:13.00)		
5	1	DEPTH CHARGE	13	67.5	0:08.34	1:10.42 [5]	1:02.08 [7]	0:50.93 [7]	0:39.36 [5]	0:26.91 [5]	0:13.76 [7]	3.7L	0:39.36 +6
		Jace McMurray		1000m	Overall	(0:08.34)	(0:11.15)	(0:11.57)	(0:12.45)	(0:13.15)	(0:13.76)		
6	4	RESTONICA	2	66.4	0:07.95	1:10.49 [6]	1:02.54 [3]	0:51.38 [2]	0:39.83 [2]	0:27.54 [1]	0:14.29 [2]	4L	0:39.83 -5
		Les Tilley		1000m	Overall	(0:07.95)	(0:11.16)	(0:11.55)	(0:12.29)	(0:13.25)	(0:14.29)		
7	10	AFFINITY FLYER	1	64.3	0:07.94	1:10.59 [7]	1:02.65 [2]	0:51.22 [3]	0:39.35 [7]	0:26.71 [9]	0:13.62 [8]	4.5L	0:39.35 -12
		Liv O'Donnell		1000m	Overall	(0:07.94)	(0:11.43)	(0:11.87)	(0:12.64)	(0:13.09)	(0:13.62)		
8	7	SALT LAKE BETTY	6	67.0	0:08.46	1:10.80 [8]	1:02.34 [10]	0:51.36 [5]	0:39.75 [4]	0:27.40 [4]	0:14.16 [6]	5.5L	0:39.75 -8
		Samantha Collett		1000m	Overall	(0:08.46)	(0:10.98)	(0:11.61)	(0:12.35)	(0:13.24)	(0:14.16)		
9	8	LETS DANCE JANDY	11	66.6	0:07.87	1:12.24 [9]	1:04.37 [1]	0:53.13 [1]	0:41.58 [1]	0:29.27 [2]	0:15.90 [3]	13.8L	0:41.58 +2
		Kelsey Lenton		1000m	Overall	(0:07.87)	(0:11.24)	(0:11.55)	(0:12.31)	(0:13.37)	(0:15.90)		
10	16	BUTT HEADS	12	67.4	0:08.35	1:13.12 [10]	1:04.77 [8]	0:53.73 [4]	0:42.12 [3]	0:29.55 [6]	0:15.61 [10]	18.8L	0:42.12 -2
		Georgina Cartwright		1000m	Overall	(0:08.35)	(0:11.04)	(0:11.61)	(0:12.57)	(0:13.94)	(0:15.61)		

Scratched: Northernontap (#3), Encrypted Elegance (#14), Staroshka (#2), Xerri (#5)



Toowoomba QLD Professional
Race 8: MNP SECURITY BENCHMARK 65 Handicap - 1100m
28 March 2025 - 17:39



Track Rating: Heavy 9, Weather: Raining, Rail Position: True

Section						Overall	1000m	800m	600m	400m	200m	Last 600m		
Field Times						1:09.70 (0:07.87)	1:01.83 (0:11.24)	0:50.59 (0:11.55)	0:39.04 (0:12.29)	0:26.75 (0:13.21)	0:13.54 (0:13.54)	0:39.04		
Rank	TAB	Horse/Jockey	Barrier	Top Speed [km/h]	Fastest Section								Margin	Distance Travelled [m]
11	6	KWAMI	9	68.5	0:08.82	1:14.30 [11]	1:05.48 [12]	0:54.38 [11]	0:42.77 [10]	0:30.30 [10]	0:16.73 [11]	25.6L	0:42.77	+5
		Stacey Callow		1000m	Overall	(0:08.82)	(0:11.10)	(0:11.61)	(0:12.47)	(0:13.57)	(0:16.73)			
12	12	CLIPPER SHIP	10	64.9	0:08.50	1:29.72 [12]	1:21.22 [11]	1:09.64 [12]	0:57.61 [12]	0:43.87 [12]	0:26.79 [12]	116.1L	0:57.61	+4
		Bailey Wheeler		1000m	Overall	(0:08.50)	(0:11.58)	(0:12.03)	(0:13.74)	(0:17.08)	(0:26.79)			

Scratched: Northernontap (#3), Encrypted Elegance (#14), Staroshka (#2), Xerri (#5)



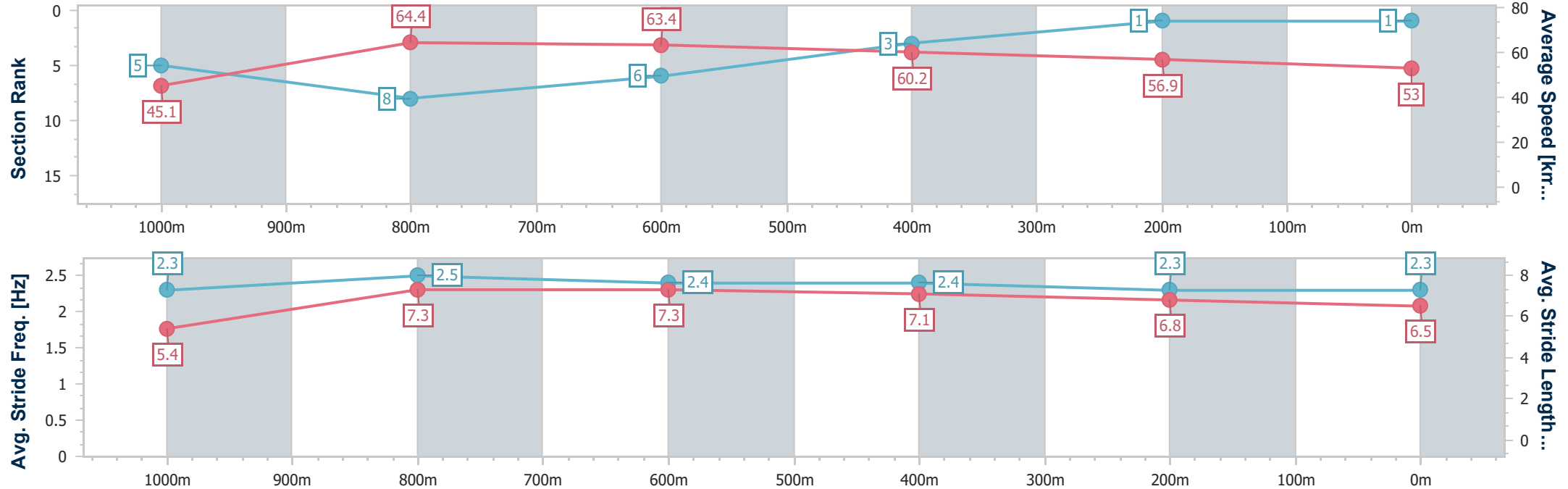
Horse/Jockey Name	Adalie
Final Rank	1
Fastest Section Time (Section)	0:08.05 (Overall)
Top Speed [km/h] (Section)	66.5 (1000m)
Race State	Finished



Toowoomba QLD Professional
Race 8: MNP SECURITY BENCHMARK 65 Handicap - 1100m
28 March 2025 - 17:39
Track Rating: Heavy 9, Weather: Raining, Rail Position: True



Section	Overall	1000m	800m	600m	400m	200m							
Section Times	1:09.70 [1] (0:08.05)	1:01.65 [5] (0:11.45)	0:50.20 [8] (0:11.59)	0:38.61 [6] (0:12.19)	0:26.42 [3] (0:12.88)	0:13.54 [1] (0:13.54)							
Average Speed [km/h]	45.1	64.4	63.4	60.2	56.9	53.0							
Top Speed [km/h]	62.6	66.5	66.3	62.7	58.0	56.1							
Avg. Dist. to Rail [m]	10.5	8.8	5.7	3.8	5.3	8.3							
Avg. Stride Freq. [Hz]	2.3	2.5	2.4	2.4	2.3	2.3							
Avg. Stride Length [m]	5.4	7.3	7.3	7.1	6.8	6.5							



- [] Ranking at each section and finish
- .-.- No data available at this section
- NA No data available



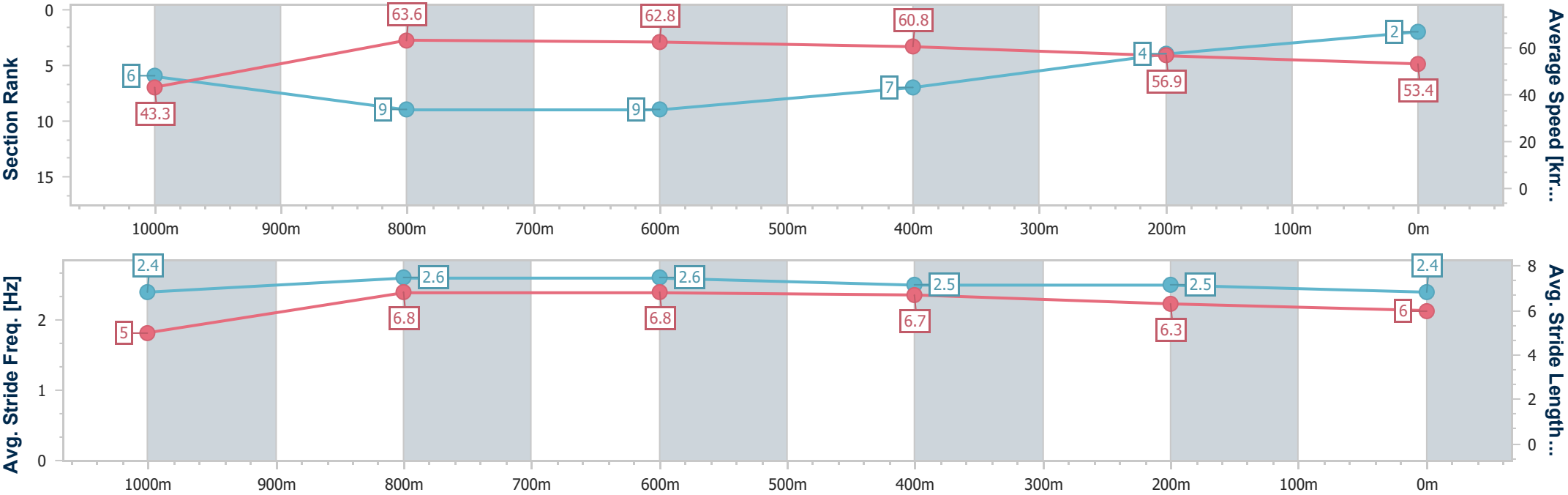
Horse/Jockey Name	Rowdash
Final Rank	2
Fastest Section Time (Section)	0:08.34 (Overall)
Top Speed [km/h] (Section)	65.3 (1000m)
Race State	Finished



Toowoomba QLD Professional
Race 8: MNP SECURITY BENCHMARK 65 Handicap - 1100m
28 March 2025 - 17:39
Track Rating: Heavy 9, Weather: Raining, Rail Position: True



Section	Overall	1000m	800m	600m	400m	200m							
Section Times	1:10.07 [2] (0:08.34)	1:01.73 [6] (0:11.45)	0:50.28 [9] (0:11.69)	0:38.59 [9] (0:12.12)	0:26.47 [7] (0:13.00)	0:13.47 [4]							
Average Speed [km/h]	43.3	63.6	62.8	60.8	56.9	53.4							
Top Speed [km/h]	60.9	65.3	64.7	63.3	58.5	55.8							
Avg. Dist. to Rail [m]	8.4	5.0	4.7	4.5	8.3	10.5							
Avg. Stride Freq. [Hz]	2.4	2.6	2.6	2.5	2.5	2.4							
Avg. Stride Length [m]	5.0	6.8	6.8	6.7	6.3	6.0							





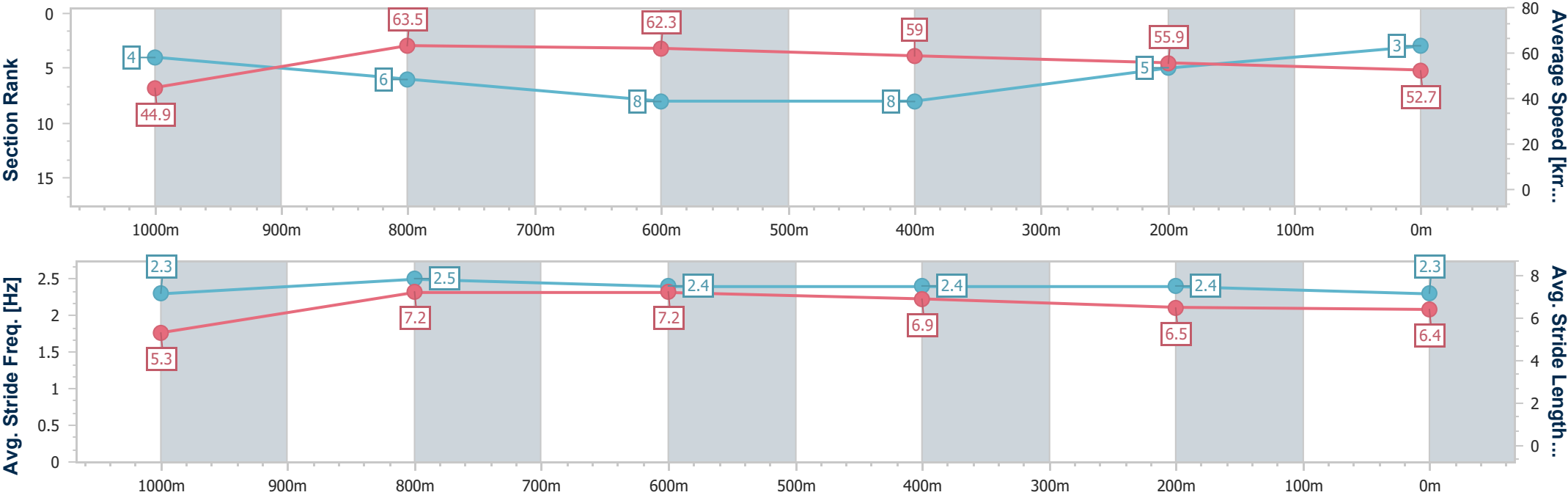
Horse/Jockey Name	Gerety
Final Rank	3
Fastest Section Time (Section)	0:08.03 (Overall)
Top Speed [km/h] (Section)	66.0 (1000m)
Race State	Finished



Toowoomba QLD Professional
Race 8: MNP SECURITY BENCHMARK 65 Handicap - 1100m
28 March 2025 - 17:39
Track Rating: Heavy 9, Weather: Raining, Rail Position: True



Section	Overall	1000m	800m	600m	400m	200m							
Section Times	1:10.28 [3] (0:08.03)	1:02.25 [4] (0:11.43)	0:50.82 [6] (0:11.80)	0:39.02 [8] (0:12.39)	0:26.63 [8] (0:12.99)	0:13.64 [5] (0:13.64)							
Average Speed [km/h]	44.9	63.5	62.3	59.0	55.9	52.7							
Top Speed [km/h]	62.4	66.0	63.8	62.7	57.6	54.9							
Avg. Dist. to Rail [m]	5.3	4.2	4.8	3.2	2.8	2.7							
Avg. Stride Freq. [Hz]	2.3	2.5	2.4	2.4	2.4	2.3							
Avg. Stride Length [m]	5.3	7.2	7.2	6.9	6.5	6.4							





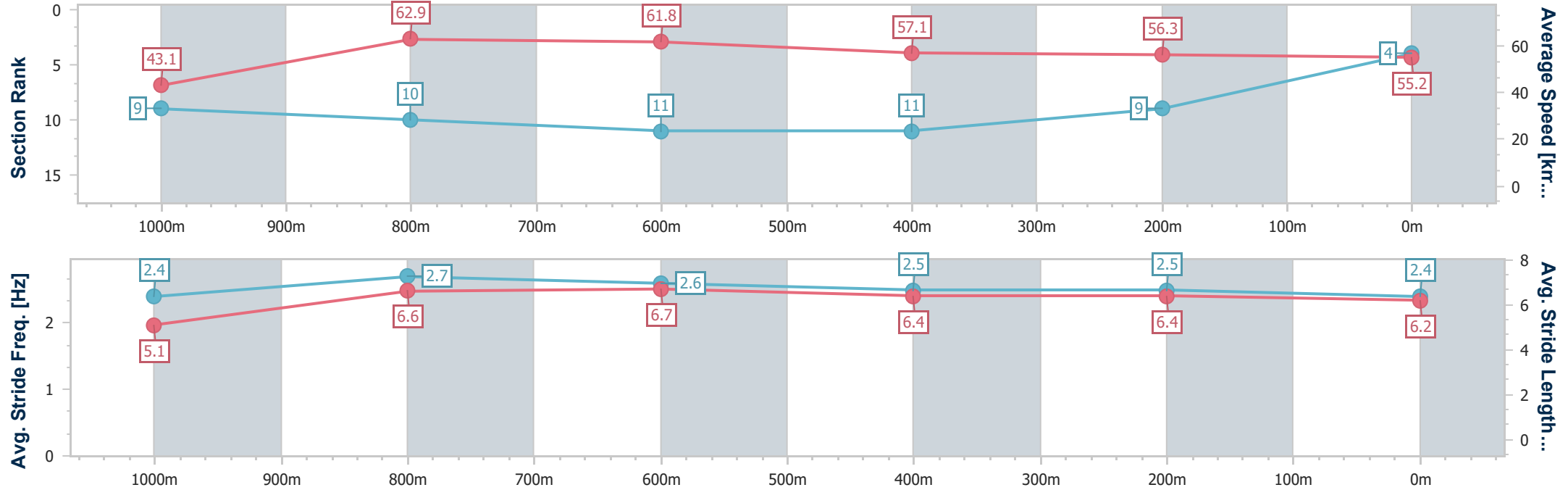
Horse/Jockey Name	Bella Babe
Final Rank	4
Fastest Section Time (Section)	0:08.36 (Overall)
Top Speed [km/h] (Section)	64.4 (1000m)
Race State	Finished



Toowoomba QLD Professional
Race 8: MNP SECURITY BENCHMARK 65 Handicap - 1100m
28 March 2025 - 17:39
Track Rating: Heavy 9, Weather: Raining, Rail Position: True



Section	Overall	1000m	800m	600m	400m	200m							
Section Times	1:10.32 [4] (0:08.36)	1:01.96 [9] (0:11.52)	0:50.44 [10] (0:11.77)	0:38.67 [11] (0:12.68)	0:25.99 [11] (0:12.99)	0:13.00 [9]							
Average Speed [km/h]	43.1	62.9	61.8	57.1	56.3	55.2							
Top Speed [km/h]	60.6	64.4	63.2	60.3	57.4	57.4							
Avg. Dist. to Rail [m]	5.2	3.6	1.7	1.0	4.6	3.9							
Avg. Stride Freq. [Hz]	2.4	2.7	2.6	2.5	2.5	2.4							
Avg. Stride Length [m]	5.1	6.6	6.7	6.4	6.4	6.2							





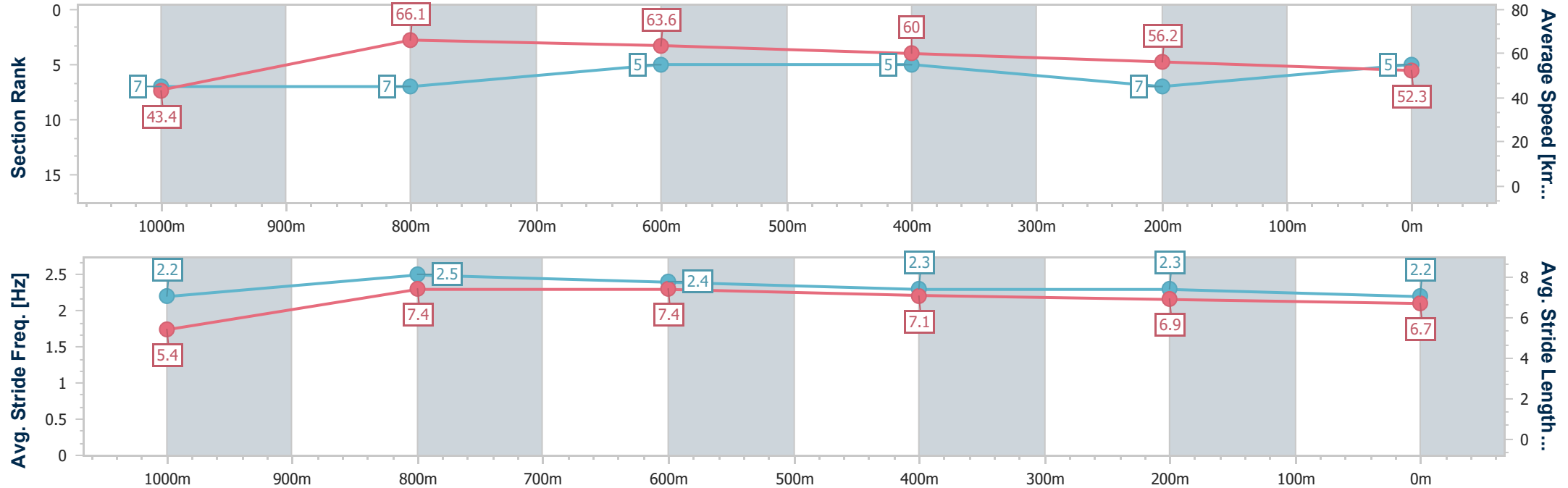
Horse/Jockey Name	Depth Charge
Final Rank	5
Fastest Section Time (Section)	0:08.34 (Overall)
Top Speed [km/h] (Section)	67.5 (1000m)
Race State	Finished



Toowoomba QLD Professional
Race 8: MNP SECURITY BENCHMARK 65 Handicap - 1100m
28 March 2025 - 17:39
Track Rating: Heavy 9, Weather: Raining, Rail Position: True



Section	Overall	1000m	800m	600m	400m	200m							
Section Times	1:10.42 [5] (0:08.34)	1:02.08 [7] (0:11.15)	0:50.93 [7] (0:11.57)	0:39.36 [5] (0:12.45)	0:26.91 [5] (0:13.15)	0:13.76 [7] (0:13.76)							
Average Speed [km/h]	43.4	66.1	63.6	60.0	56.2	52.3							
Top Speed [km/h]	64.0	67.5	66.3	62.3	57.9	54.7							
Avg. Dist. to Rail [m]	12.3	7.9	7.1	6.5	8.3	9.8							
Avg. Stride Freq. [Hz]	2.2	2.5	2.4	2.3	2.3	2.2							
Avg. Stride Length [m]	5.4	7.4	7.4	7.1	6.9	6.7							





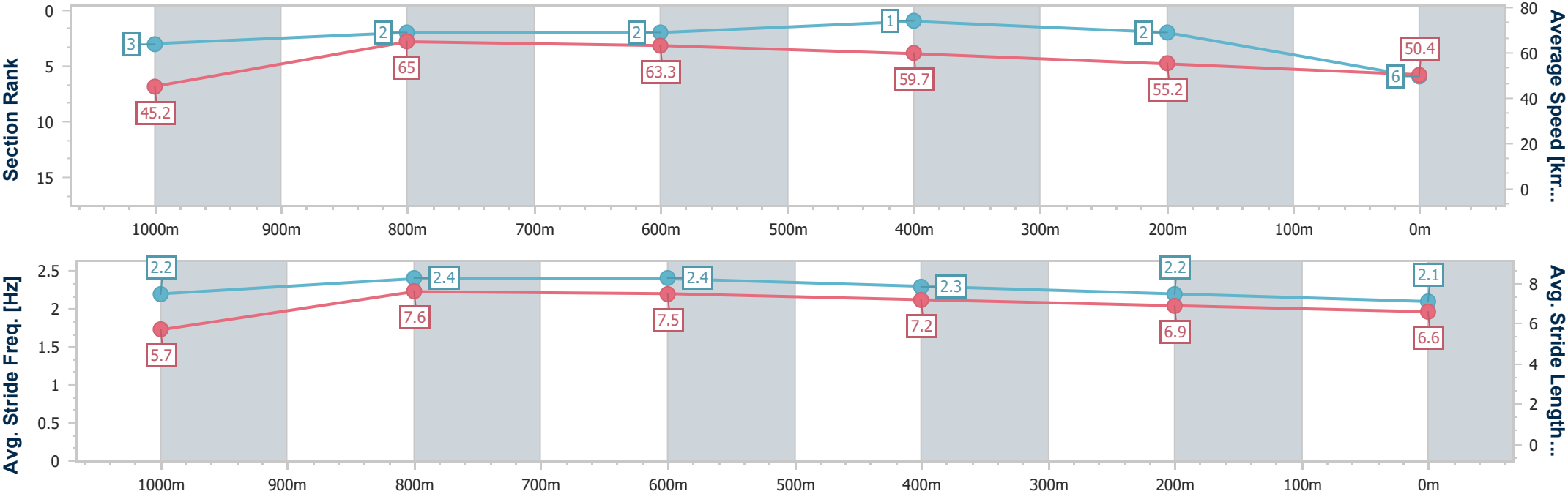
Horse/Jockey Name	Restonica
Final Rank	6
Fastest Section Time (Section)	0:07.95 (Overall)
Top Speed [km/h] (Section)	66.4 (1000m)
Race State	Finished



Toowoomba QLD Professional
Race 8: MNP SECURITY BENCHMARK 65 Handicap - 1100m
28 March 2025 - 17:39
Track Rating: Heavy 9, Weather: Raining, Rail Position: True



Section	Overall	1000m	800m	600m	400m	200m							
Section Times	1:10.49 [6] (0:07.95)	1:02.54 [3] (0:11.16)	0:51.38 [2] (0:11.55)	0:39.83 [2] (0:12.29)	0:27.54 [1] (0:13.25)	0:14.29 [2] (0:14.29)							
Average Speed [km/h]	45.2	65.0	63.3	59.7	55.2	50.4							
Top Speed [km/h]	64.3	66.4	64.4	63.0	57.7	52.7							
Avg. Dist. to Rail [m]	2.2	2.4	4.1	4.2	4.4	5.8							
Avg. Stride Freq. [Hz]	2.2	2.4	2.4	2.3	2.2	2.1							
Avg. Stride Length [m]	5.7	7.6	7.5	7.2	6.9	6.6							





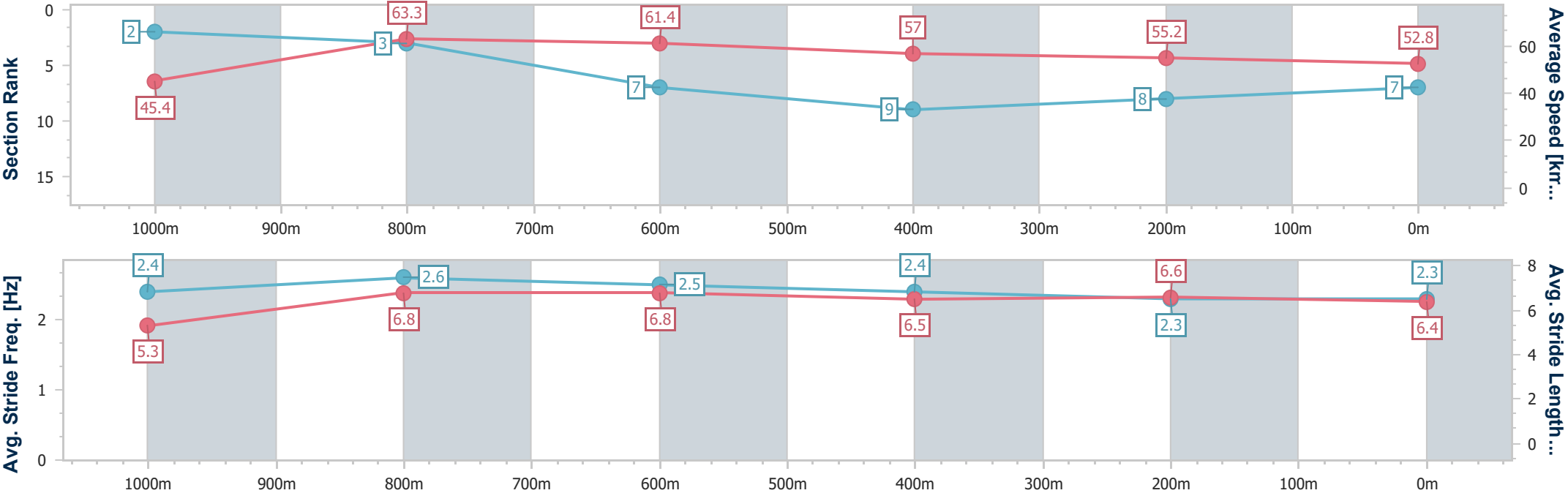
Horse/Jockey Name	Affinity Flyer
Final Rank	7
Fastest Section Time (Section)	0:07.94 (Overall)
Top Speed [km/h] (Section)	64.3 (1000m)
Race State	Finished



Toowoomba QLD Professional
Race 8: MNP SECURITY BENCHMARK 65 Handicap - 1100m
28 March 2025 - 17:39
Track Rating: Heavy 9, Weather: Raining, Rail Position: True



Section	Overall	1000m	800m	600m	400m	200m							
Section Times	1:10.59 [7] (0:07.94)	1:02.65 [2] (0:11.43)	0:51.22 [3] (0:11.87)	0:39.35 [7] (0:12.64)	0:26.71 [9] (0:13.09)	0:13.62 [8] (0:13.62)							
Average Speed [km/h]	45.4	63.3	61.4	57.0	55.2	52.8							
Top Speed [km/h]	61.0	64.3	63.2	59.1	56.2	54.4							
Avg. Dist. to Rail [m]	1.7	2.3	2.7	0.8	1.3	3.0							
Avg. Stride Freq. [Hz]	2.4	2.6	2.5	2.4	2.3	2.3							
Avg. Stride Length [m]	5.3	6.8	6.8	6.5	6.6	6.4							





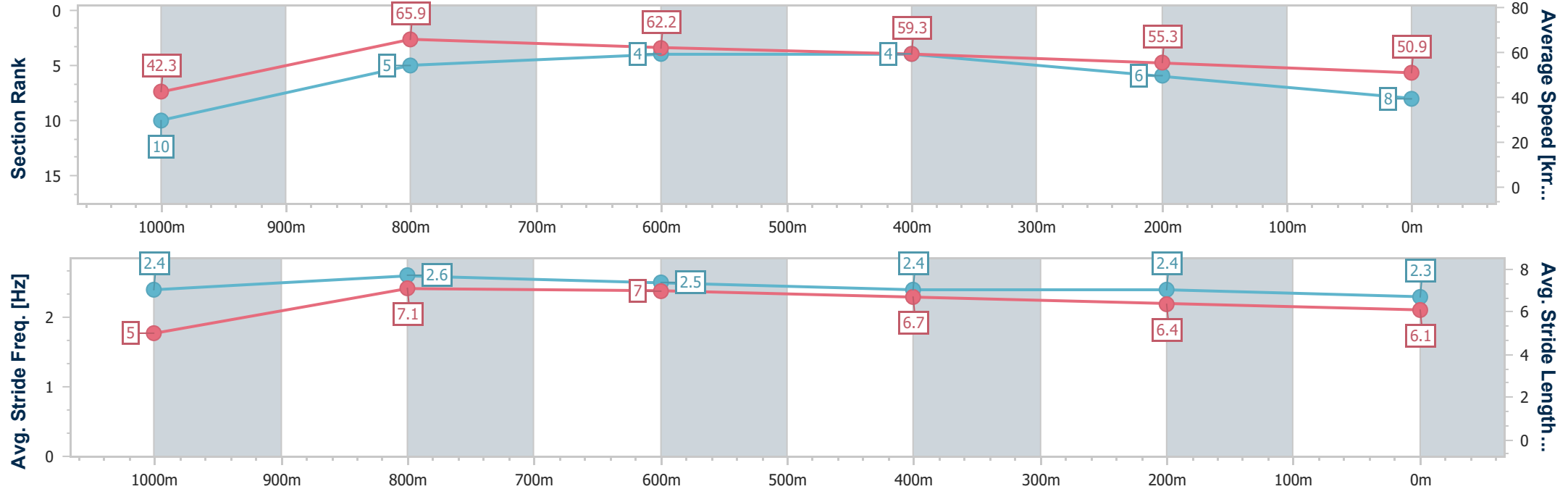
Horse/Jockey Name	Salt Lake Betty
Final Rank	8
Fastest Section Time (Section)	0:08.46 (Overall)
Top Speed [km/h] (Section)	67.0 (1000m)
Race State	Finished



Toowoomba QLD Professional
Race 8: MNP SECURITY BENCHMARK 65 Handicap - 1100m
28 March 2025 - 17:39
Track Rating: Heavy 9, Weather: Raining, Rail Position: True



Section	Overall	1000m	800m	600m	400m	200m							
Section Times	1:10.80 [8] (0:08.46)	1:02.34 [10] (0:10.98)	0:51.36 [5] (0:11.61)	0:39.75 [4] (0:12.35)	0:27.40 [4] (0:13.24)	0:14.16 [6] (0:14.16)							
Average Speed [km/h]	42.3	65.9	62.2	59.3	55.3	50.9							
Top Speed [km/h]	65.5	67.0	64.1	62.2	57.9	54.4							
Avg. Dist. to Rail [m]	3.3	1.1	1.9	3.2	5.8	8.8							
Avg. Stride Freq. [Hz]	2.4	2.6	2.5	2.4	2.4	2.3							
Avg. Stride Length [m]	5.0	7.1	7.0	6.7	6.4	6.1							





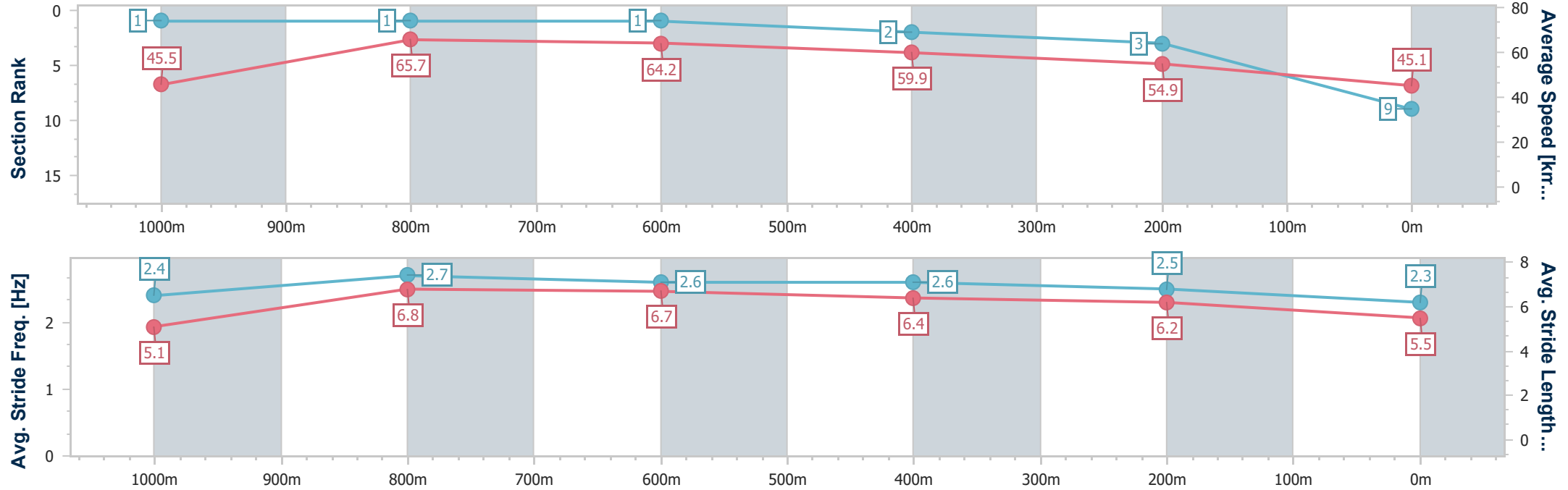
Horse/Jockey Name	Lets Dance Jandy
Final Rank	9
Fastest Section Time (Section)	0:07.87 (Overall)
Top Speed [km/h] (Section)	66.6 (1000m)
Race State	Finished



Toowoomba QLD Professional
Race 8: MNP SECURITY BENCHMARK 65 Handicap - 1100m
28 March 2025 - 17:39
Track Rating: Heavy 9, Weather: Raining, Rail Position: True



Section	Overall	1000m	800m	600m	400m	200m							
Section Times	1:12.24 [9] (0:07.87)	1:04.37 [1] (0:11.24)	0:53.13 [1] (0:11.55)	0:41.58 [1] (0:12.31)	0:29.27 [2] (0:13.37)	0:15.90 [3] (0:15.90)							
Average Speed [km/h]	45.5	65.7	64.2	59.9	54.9	45.1							
Top Speed [km/h]	64.5	66.6	65.3	62.6	59.2	48.8							
Avg. Dist. to Rail [m]	10.3	8.5	6.6	5.5	4.7	5.5							
Avg. Stride Freq. [Hz]	2.4	2.7	2.6	2.6	2.5	2.3							
Avg. Stride Length [m]	5.1	6.8	6.7	6.4	6.2	5.5							





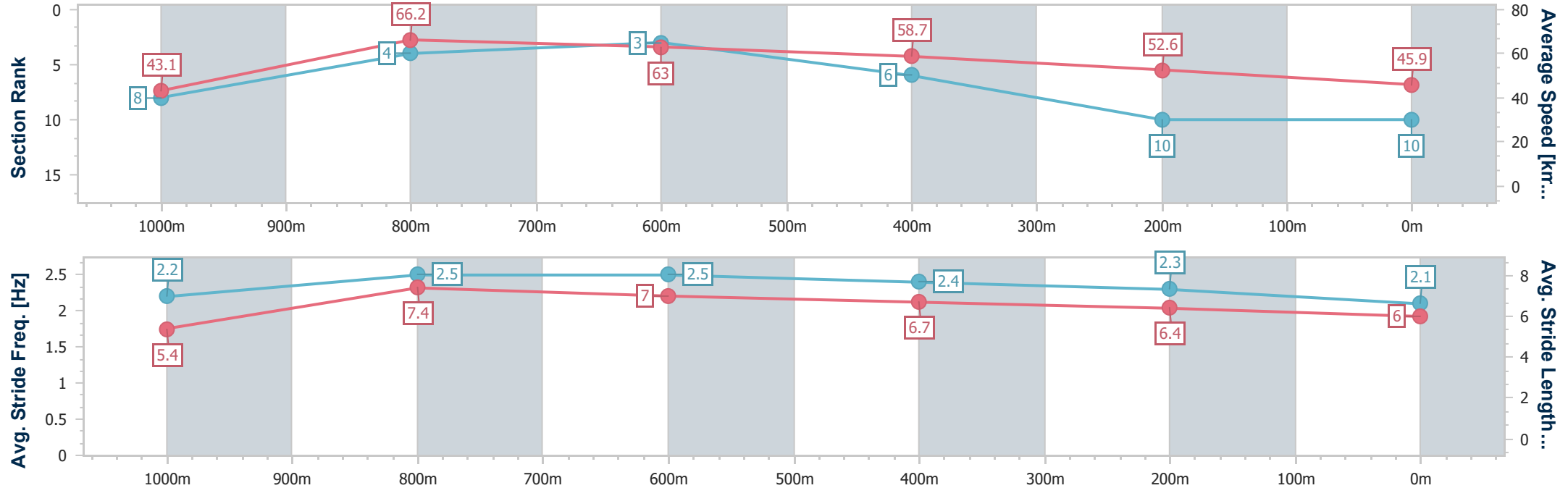
Horse/Jockey Name	Butt Heads
Final Rank	10
Fastest Section Time (Section)	0:08.35 (Overall)
Top Speed [km/h] (Section)	67.4 (1000m)
Race State	Finished



Toowoomba QLD Professional
Race 8: MNP SECURITY BENCHMARK 65 Handicap - 1100m
28 March 2025 - 17:39
Track Rating: Heavy 9, Weather: Raining, Rail Position: True



Section	Overall	1000m	800m	600m	400m	200m							
Section Times	1:13.12 [10] (0:08.35)	1:04.77 [8] (0:11.04)	0:53.73 [4] (0:11.61)	0:42.12 [3] (0:12.57)	0:29.55 [6] (0:13.94)	0:15.61 [10] (0:15.61)							
Average Speed [km/h]	43.1	66.2	63.0	58.7	52.6	45.9							
Top Speed [km/h]	66.2	67.4	64.7	62.1	55.2	49.5							
Avg. Dist. to Rail [m]	7.7	4.6	5.0	5.0	4.9	7.7							
Avg. Stride Freq. [Hz]	2.2	2.5	2.5	2.4	2.3	2.1							
Avg. Stride Length [m]	5.4	7.4	7.0	6.7	6.4	6.0							



- [] Ranking at each section and finish
- .-.- No data available at this section
- NA No data available



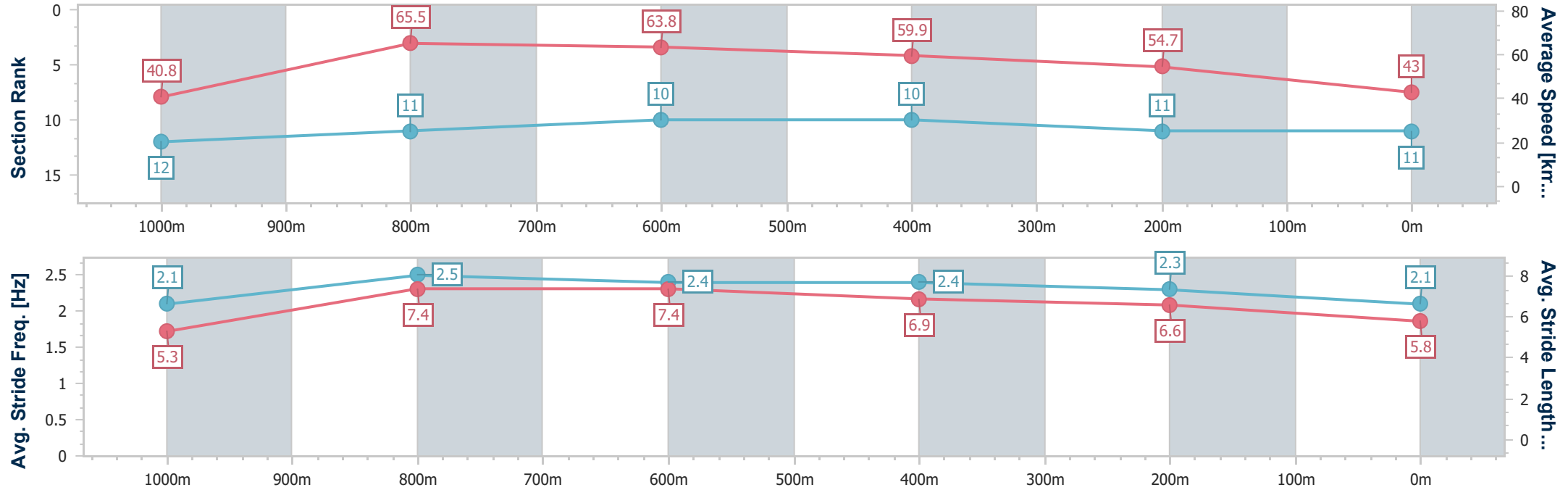
Horse/Jockey Name	Kwami
Final Rank	11
Fastest Section Time (Section)	0:08.82 (Overall)
Top Speed [km/h] (Section)	68.5 (1000m)
Race State	Finished



Toowoomba QLD Professional
Race 8: MNP SECURITY BENCHMARK 65 Handicap - 1100m
28 March 2025 - 17:39
Track Rating: Heavy 9, Weather: Raining, Rail Position: True



Section	Overall	1000m	800m	600m	400m	200m							
Section Times	1:14.30 [11] (0:08.82)	1:05.48 [12] (0:11.10)	0:54.38 [11] (0:11.61)	0:42.77 [10] (0:12.47)	0:30.30 [10] (0:13.57)	0:16.73 [11] (0:16.73)							
Average Speed [km/h]	40.8	65.5	63.8	59.9	54.7	43.0							
Top Speed [km/h]	63.0	68.5	65.9	63.7	57.6	50.2							
Avg. Dist. to Rail [m]	4.8	3.5	6.3	8.0	9.1	9.8							
Avg. Stride Freq. [Hz]	2.1	2.5	2.4	2.4	2.3	2.1							
Avg. Stride Length [m]	5.3	7.4	7.4	6.9	6.6	5.8							





Horse/Jockey Name	Clipper Ship
Final Rank	12
Fastest Section Time (Section)	0:08.50 (Overall)
Top Speed [km/h] (Section)	64.9 (1000m)
Race State	Finished



Toowoomba QLD Professional
Race 8: MNP SECURITY BENCHMARK 65 Handicap - 1100m
28 March 2025 - 17:39
Track Rating: Heavy 9, Weather: Raining, Rail Position: True



Section	Overall	1000m	800m	600m	400m	200m							
Section Times	1:29.72 [12] (0:08.50)	1:21.22 [11] (0:11.58)	1:09.64 [12] (0:12.03)	0:57.61 [12] (0:13.74)	0:43.87 [12] (0:17.08)	0:26.79 [12] (0:26.79)							
Average Speed [km/h]	42.5	63.9	61.4	54.1	43.0	26.7							
Top Speed [km/h]	62.7	64.9	63.3	59.9	48.0	38.5							
Avg. Dist. to Rail [m]	11.6	9.3	7.1	6.8	4.5	1.7							
Avg. Stride Freq. [Hz]	2.2	2.6	2.5	2.3	2.1	1.9							
Avg. Stride Length [m]	5.3	7.0	6.9	6.5	5.6	3.8							

