



Aquis Park Gold Coast Poly QLD Professional

Race 1: KB SEAFOOD QTIS Two-Years-Old Maiden Plate - 1200m



29 March 2025 - 13:26

Track Rating: Synthetic, Weather: Showery, Rail Position: True

Section		Overall	1000m	800m	600m	400m	200m	Last 600m					
Field Times		1:10.27 (0:12.94)	0:57.33 (0:10.50)	0:46.83 (0:11.26)	0:35.57 (0:11.39)	0:24.18 (0:11.83)	0:12.35 (0:12.35)	0:35.57					
Rank	TAB Horse/Jockey	Barrier	Top Speed [km/h]	Fastest Section								Margin	Distance Travelled [m]
1	5 BLINDING SPEED Brandon Lerena	7	72.4 1000m	0:10.50 1000m	1:10.27 [1] (0:12.94)	0:57.33 [1] (0:10.50)	0:46.83 [1] (0:11.26)	0:35.57 [1] (0:11.39)	0:24.18 [1] (0:11.83)	0:12.35 [1] (0:12.35)	1:10.27	0:35.57	
2	1 CAT CALL Boris Thornton	3	71.4 Overall	0:10.66 1000m	1:10.54 [2] (0:13.03)	0:57.51 [2] (0:10.66)	0:46.85 [2] (0:11.04)	0:35.81 [2] (0:11.40)	0:24.41 [2] (0:11.87)	0:12.54 [2] (0:12.54)	1.5L	0:35.81	+7
3	2 SOLIDUDE Elione Chaves	5	70.6 1000m	0:10.51 1000m	1:11.42 [3] (0:13.19)	0:58.23 [3] (0:10.51)	0:47.72 [3] (0:11.19)	0:36.53 [3] (0:11.52)	0:25.01 [3] (0:12.12)	0:12.89 [3] (0:12.89)	6.5L	0:36.53	+7
4	6 LIFT'N'MEHIGHER Karl Zechner	2	69.7 1000m	0:10.58 1000m	1:12.10 [4] (0:13.46)	0:58.64 [7] (0:10.58)	0:48.06 [6] (0:11.19)	0:36.87 [6] (0:11.51)	0:25.36 [6] (0:12.28)	0:13.08 [4] (0:13.08)	10.5L	0:36.87	+3
5	7 VERONA AFFAIR Nozi Tomizawa	6	70.9 1000m	0:10.55 1000m	1:12.39 [5] (0:13.31)	0:59.08 [5] (0:10.55)	0:48.53 [4] (0:11.22)	0:37.31 [4] (0:11.59)	0:25.72 [4] (0:12.51)	0:13.21 [5] (0:13.21)	12L	0:37.31	+9
6	4 AMERICAN DUCHESS Dale Smith	1	70.5 1000m	0:10.57 1000m	1:12.47 [6] (0:13.30)	0:59.17 [4] (0:10.57)	0:48.60 [5] (0:11.22)	0:37.38 [5] (0:11.63)	0:25.75 [5] (0:12.47)	0:13.28 [6] (0:13.28)	12.4L	0:37.38	+2
7	3 ALKEBULAN Micheal Hellyer	4	70.1 1000m	0:10.61 1000m	1:12.47 [7] (0:13.45)	0:59.02 [6] (0:10.61)	0:48.41 [7] (0:11.22)	0:37.19 [7] (0:11.53)	0:25.66 [7] (0:12.44)	0:13.22 [7] (0:13.22)	12.5L	0:37.19	+14

[] Ranking at each section and finish
 -:-:- No data available at this section
 NA No data available

SCN Saddle cloth number
 DNF Did not finish
 DNT Did not track



Horse/Jockey Name	Blinding Speed
Final Rank	1
Fastest Section Time (Section)	0:10.50 (1000m)
Top Speed [km/h] (Section)	72.4 (1000m)
Race State	Finished



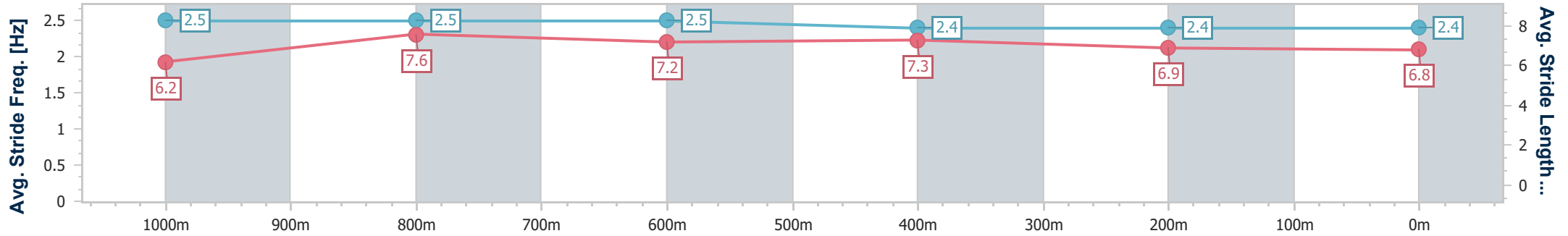
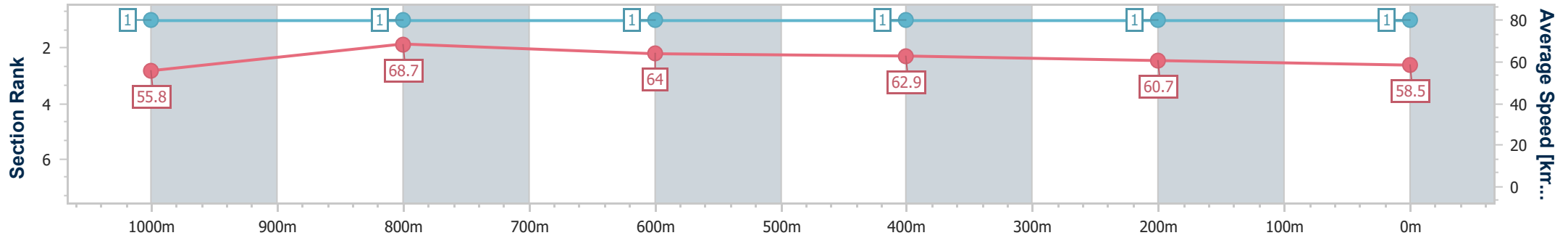
Aquis Park Gold Coast Poly QLD Professional
Race 1: KB SEAFOOD QTIS Two-Years-Old Maiden Plate - 1200m



29 March 2025 - 13:26

Track Rating: Synthetic, Weather: Showery, Rail Position: True

Section	Overall	1000m	800m	600m	400m	200m
Section Times	1:10.27 [1] (0:12.94)	0:57.33 [1] (0:10.50)	0:46.83 [1] (0:11.26)	0:35.57 [1] (0:11.39)	0:24.18 [1] (0:11.83)	0:12.35 [1] (0:12.35)
Average Speed [km/h]	55.8	68.7	64.0	62.9	60.7	58.5
Top Speed [km/h]	72.3	72.4	66.8	66.8	61.5	60.7
Avg. Dist. to Rail [m]	6.3	2.6	0.5	0.9	1.3	0.3
Avg. Stride Freq. [Hz]	2.5	2.5	2.5	2.4	2.4	2.4
Avg. Stride Length [m]	6.2	7.6	7.2	7.3	6.9	6.8



- [] Ranking at each section and finish
- .-.- No data available at this section
- NA No data available



Horse/Jockey Name	Cat Call
Final Rank	2
Fastest Section Time (Section)	0:10.66 (1000m)
Top Speed [km/h] (Section)	71.4 (Overall)
Race State	Finished



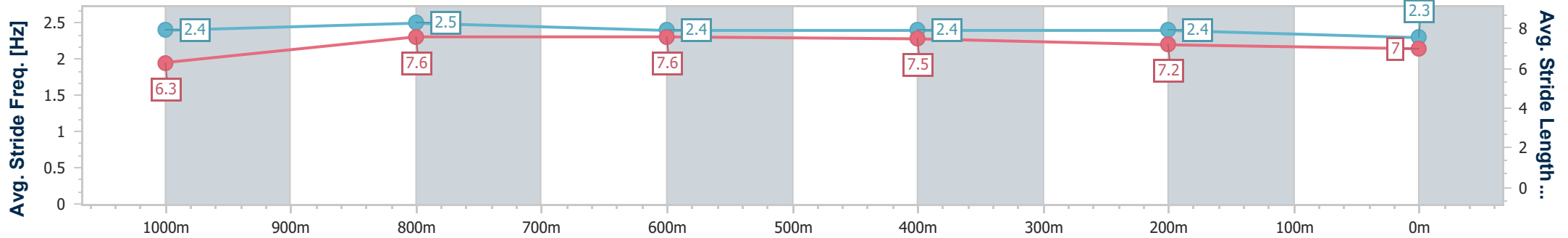
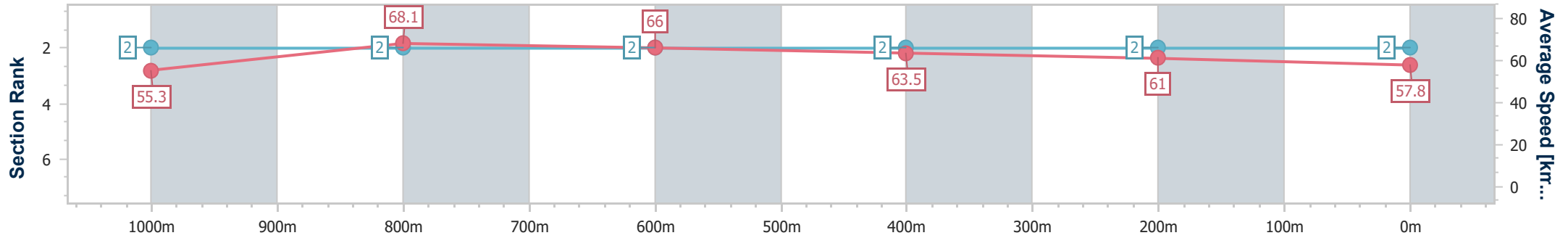
Aquis Park Gold Coast Poly QLD Professional
Race 1: KB SEAFOOD QTIS Two-Years-Old Maiden Plate - 1200m



29 March 2025 - 13:26

Track Rating: Synthetic, Weather: Showery, Rail Position: True

Section	Overall	1000m	800m	600m	400m	200m
Section Times	1:10.54 [2] (0:13.03)	0:57.51 [2] (0:10.66)	0:46.85 [2] (0:11.04)	0:35.81 [2] (0:11.40)	0:24.41 [2] (0:11.87)	0:12.54 [2] (0:12.54)
Average Speed [km/h]	55.3	68.1	66.0	63.5	61.0	57.8
Top Speed [km/h]	71.4	70.6	67.4	65.8	62.6	60.1
Avg. Dist. to Rail [m]	2.8	2.2	2.4	1.9	1.8	4.0
Avg. Stride Freq. [Hz]	2.4	2.5	2.4	2.4	2.4	2.3
Avg. Stride Length [m]	6.3	7.6	7.6	7.5	7.2	7.0



- [] Ranking at each section and finish
- .-.- No data available at this section
- NA No data available



Horse/Jockey Name	Solidude
Final Rank	3
Fastest Section Time (Section)	0:10.51 (1000m)
Top Speed [km/h] (Section)	70.6 (1000m)
Race State	Finished



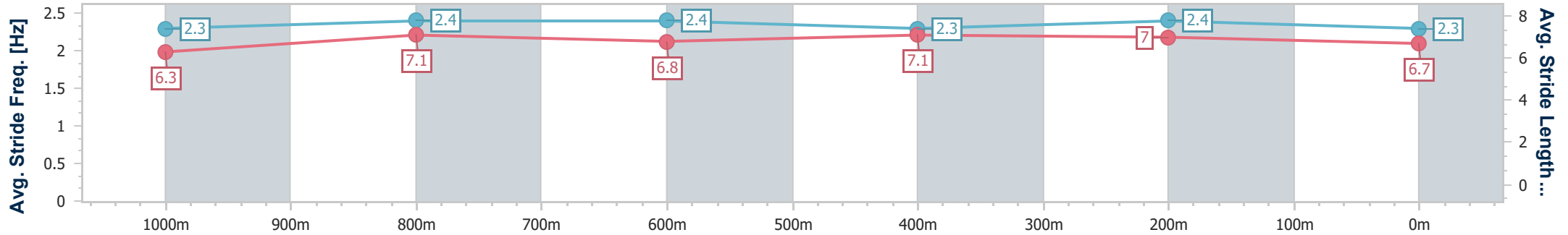
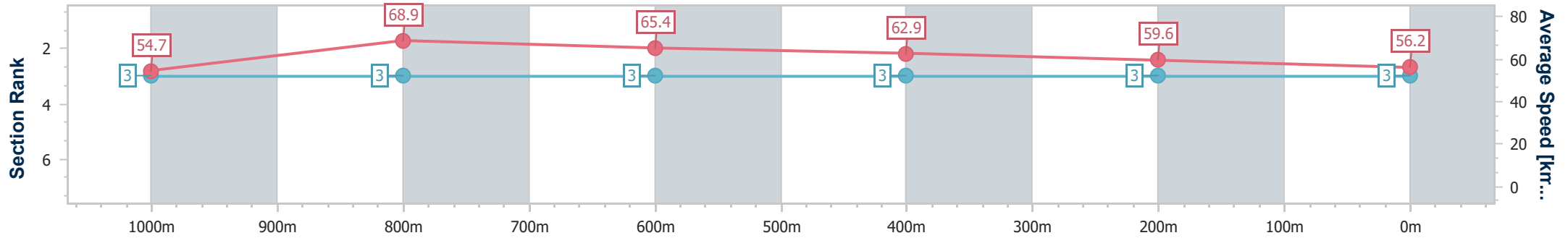
Aquis Park Gold Coast Poly QLD Professional
Race 1: KB SEAFOOD QTIS Two-Years-Old Maiden Plate - 1200m



29 March 2025 - 13:26

Track Rating: Synthetic, Weather: Showery, Rail Position: True

Section	Overall	1000m	800m	600m	400m	200m
Section Times	1:11.42 [3] (0:13.19)	0:58.23 [3] (0:10.51)	0:47.72 [3] (0:11.19)	0:36.53 [3] (0:11.52)	0:25.01 [3] (0:12.12)	0:12.89 [3] (0:12.89)
Average Speed [km/h]	54.7	68.9	65.4	62.9	59.6	56.2
Top Speed [km/h]	70.4	70.6	66.2	65.0	60.7	58.0
Avg. Dist. to Rail [m]	3.7	2.0	2.6	2.2	3.2	5.6
Avg. Stride Freq. [Hz]	2.3	2.4	2.4	2.3	2.4	2.3
Avg. Stride Length [m]	6.3	7.1	6.8	7.1	7.0	6.7



- [] Ranking at each section and finish
- .-.- No data available at this section
- NA No data available



Horse/Jockey Name	Lift'n'mehigher
Final Rank	4
Fastest Section Time (Section)	0:10.58 (1000m)
Top Speed [km/h] (Section)	69.7 (1000m)
Race State	Finished



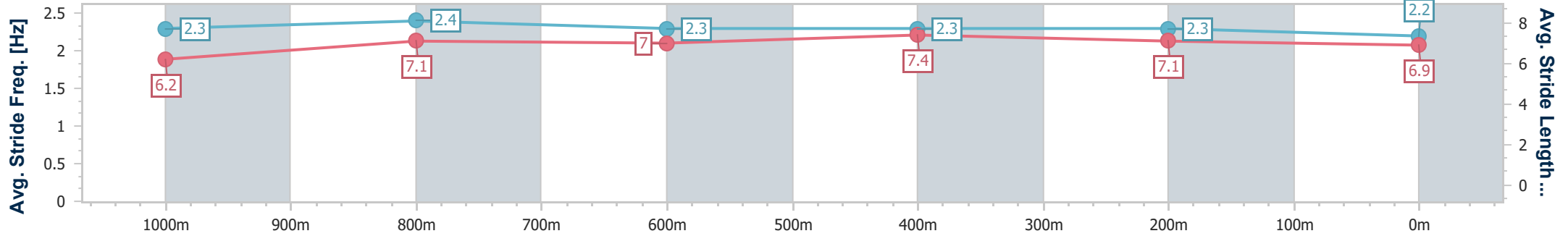
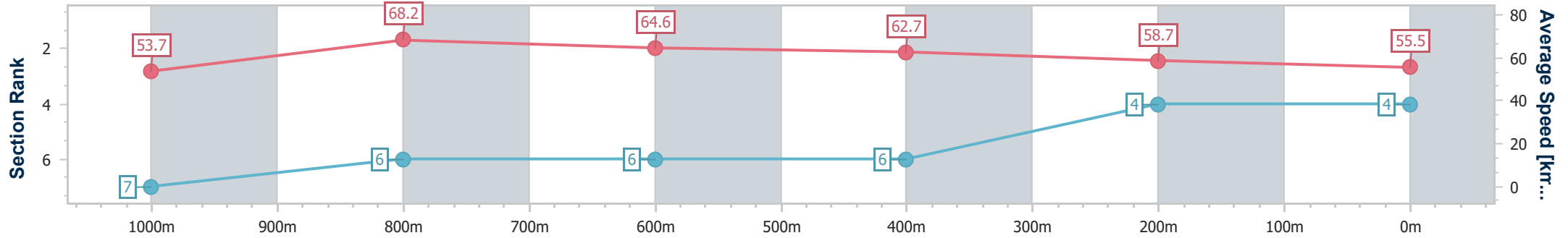
Aquis Park Gold Coast Poly QLD Professional
Race 1: KB SEAFOOD QTIS Two-Years-Old Maiden Plate - 1200m



29 March 2025 - 13:26

Track Rating: Synthetic, Weather: Showery, Rail Position: True

Section	Overall	1000m	800m	600m	400m	200m
Section Times	1:12.10 [4] (0:13.46)	0:58.64 [7] (0:10.58)	0:48.06 [6] (0:11.19)	0:36.87 [6] (0:11.51)	0:25.36 [6] (0:12.28)	0:13.08 [4] (0:13.08)
Average Speed [km/h]	53.7	68.2	64.6	62.7	58.7	55.5
Top Speed [km/h]	69.2	69.7	65.9	64.9	60.4	56.7
Avg. Dist. to Rail [m]	2.1	2.4	0.3	0.7	2.2	3.5
Avg. Stride Freq. [Hz]	2.3	2.4	2.3	2.3	2.3	2.2
Avg. Stride Length [m]	6.2	7.1	7.0	7.4	7.1	6.9



- [] Ranking at each section and finish
- .-.- No data available at this section
- NA No data available



Horse/Jockey Name	Verona Affair
Final Rank	5
Fastest Section Time (Section)	0:10.55 (1000m)
Top Speed [km/h] (Section)	70.9 (1000m)
Race State	Finished



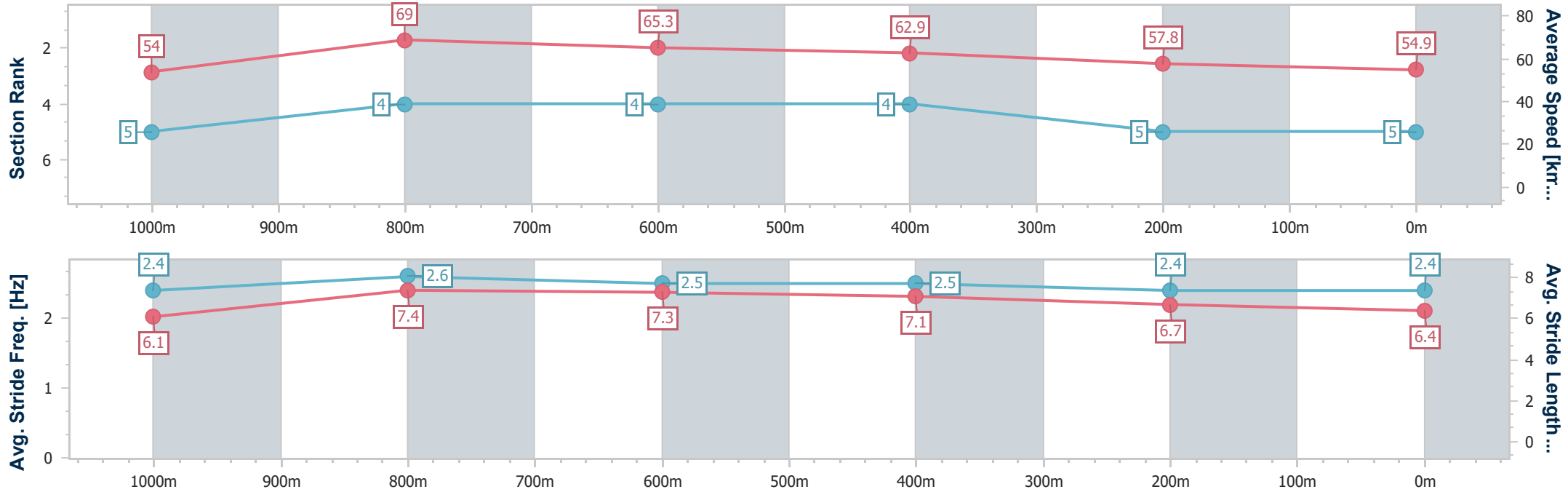
Aquis Park Gold Coast Poly QLD Professional
Race 1: KB SEAFOOD QTIS Two-Years-Old Maiden Plate - 1200m



29 March 2025 - 13:26

Track Rating: Synthetic, Weather: Showery, Rail Position: True

Section	Overall	1000m	800m	600m	400m	200m
Section Times	1:12.39 [5] (0:13.31)	0:59.08 [5] (0:10.55)	0:48.53 [4] (0:11.22)	0:37.31 [4] (0:11.59)	0:25.72 [4] (0:12.51)	0:13.21 [5] (0:13.21)
Average Speed [km/h]	54.0	69.0	65.3	62.9	57.8	54.9
Top Speed [km/h]	70.2	70.9	66.2	65.3	60.8	58.9
Avg. Dist. to Rail [m]	5.7	3.8	2.4	2.3	3.5	5.6
Avg. Stride Freq. [Hz]	2.4	2.6	2.5	2.5	2.4	2.4
Avg. Stride Length [m]	6.1	7.4	7.3	7.1	6.7	6.4



- [] Ranking at each section and finish
- .-.- No data available at this section
- NA No data available



Horse/Jockey Name	American Duchess
Final Rank	6
Fastest Section Time (Section)	0:10.57 (1000m)
Top Speed [km/h] (Section)	70.5 (1000m)
Race State	Finished



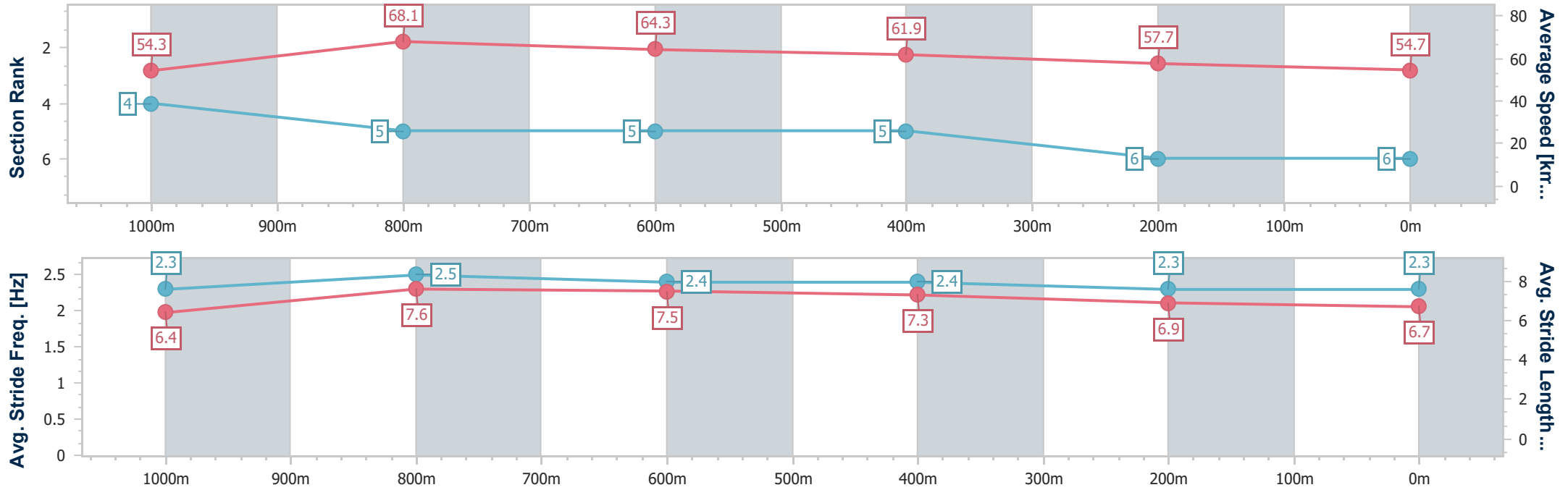
Aquis Park Gold Coast Poly QLD Professional
Race 1: KB SEAFOOD QTIS Two-Years-Old Maiden Plate - 1200m



29 March 2025 - 13:26

Track Rating: Synthetic, Weather: Showery, Rail Position: True

Section	Overall	1000m	800m	600m	400m	200m
Section Times	1:12.47 [6] (0:13.30)	0:59.17 [4] (0:10.57)	0:48.60 [5] (0:11.22)	0:37.38 [5] (0:11.63)	0:25.75 [5] (0:12.47)	0:13.28 [6] (0:13.28)
Average Speed [km/h]	54.3	68.1	64.3	61.9	57.7	54.7
Top Speed [km/h]	69.5	70.5	66.0	65.5	58.6	57.0
Avg. Dist. to Rail [m]	0.7	1.1	0.4	0.4	0.7	1.1
Avg. Stride Freq. [Hz]	2.3	2.5	2.4	2.4	2.3	2.3
Avg. Stride Length [m]	6.4	7.6	7.5	7.3	6.9	6.7



- [] Ranking at each section and finish
- .-.- No data available at this section
- NA No data available



Horse/Jockey Name	Alkebulan
Final Rank	7
Fastest Section Time (Section)	0:10.61 (1000m)
Top Speed [km/h] (Section)	70.1 (1000m)
Race State	Finished



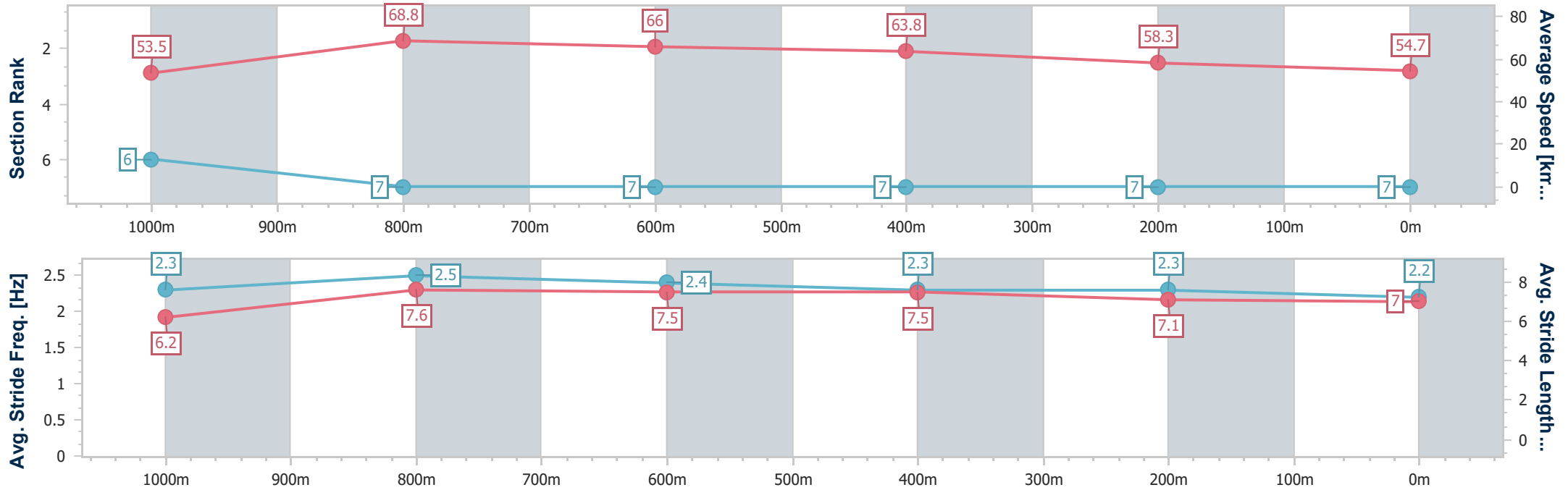
Aquis Park Gold Coast Poly QLD Professional
Race 1: KB SEAFOOD QTIS Two-Years-Old Maiden Plate - 1200m



29 March 2025 - 13:26

Track Rating: Synthetic, Weather: Showery, Rail Position: True

Section	Overall	1000m	800m	600m	400m	200m
Section Times	1:12.47 [7] (0:13.45)	0:59.02 [6] (0:10.61)	0:48.41 [7] (0:11.22)	0:37.19 [7] (0:11.53)	0:25.66 [7] (0:12.44)	0:13.22 [7] (0:13.22)
Average Speed [km/h]	53.5	68.8	66.0	63.8	58.3	54.7
Top Speed [km/h]	69.6	70.1	66.6	65.9	60.2	56.6
Avg. Dist. to Rail [m]	3.9	4.3	5.0	4.4	4.3	7.3
Avg. Stride Freq. [Hz]	2.3	2.5	2.4	2.3	2.3	2.2
Avg. Stride Length [m]	6.2	7.6	7.5	7.5	7.1	7.0



- [] Ranking at each section and finish
- .-.- No data available at this section
- NA No data available



Aquis Park Gold Coast Poly QLD Professional

Race 2: HUON CAVIAR Maiden Plate - 1050m

29 March 2025 - 13:58



Track Rating: Synthetic, Weather: Showery, Rail Position: True

Section		Overall	1000m	800m	600m	400m	200m	Last 600m					
Field Times		1:00.63 (0:04.89)	0:55.74 (0:10.84)	0:44.90 (0:10.61)	0:34.29 (0:10.89)	0:23.40 (0:11.34)	0:12.06 (0:12.06)	0:34.29					
Rank	TAB Horse/Jockey	Barrier	Top Speed [km/h]	Fastest Section	Margin							Distance Travelled [m]	
1	7 SPIETHTACULAR Brandon Lerena	6	71.4 1000m	0:05.08 Overall	1:00.63 [1] (0:05.08)	0:55.55 [5] (0:10.65)	0:44.90 [1] (0:10.61)	0:34.29 [1] (0:10.89)	0:23.40 [1] (0:11.34)	0:12.06 [1] (0:12.06)	1:00.63	0:34.29	
2	8 VERSION Karl Zechner	3	69.5 1000m	0:04.94 Overall	1:01.24 [2] (0:04.94)	0:56.30 [3] (0:10.95)	0:45.35 [4] (0:10.83)	0:34.52 [5] (0:10.96)	0:23.56 [3] (0:11.66)	0:11.90 [3] (0:11.90)	3.5L	0:34.52	+3
3	1 BEAUTY EIGHT Samantha Collett	7	71.8 1000m	0:05.11 Overall	1:01.29 [3] (0:05.11)	0:56.18 [6] (0:10.72)	0:45.46 [2] (0:10.51)	0:34.95 [2] (0:11.04)	0:23.91 [2] (0:11.57)	0:12.34 [2] (0:12.34)	3.7L	0:34.95	+2
4	6 SIGNATURE TART Dan McGillivray	4	69.0 600m	0:05.11 Overall	1:01.65 [4] (0:05.11)	0:56.54 [7] (0:10.92)	0:45.62 [7] (0:10.84)	0:34.78 [6] (0:11.13)	0:23.65 [4] (0:11.54)	0:12.11 [4] (0:12.11)	5.7L	0:34.78	+8
5	2 CHAYSE 'N' LEISA Jace McMurray	1	68.8 800m	0:04.89 Overall	1:01.70 [5] (0:04.89)	0:56.81 [1] (0:10.99)	0:45.82 [3] (0:10.83)	0:34.99 [4] (0:11.32)	0:23.67 [6] (0:11.69)	0:11.98 [5] (0:11.98)	5.9L	0:34.99	-3
6	5 REMOMIA Rob Thorburn	5	68.1 1000m	0:04.92 Overall	1:02.28 [6] (0:04.92)	0:57.36 [2] (0:11.05)	0:46.31 [5] (0:10.93)	0:35.38 [7] (0:11.28)	0:24.10 [7] (0:11.75)	0:12.35 [7] (0:12.35)	9.2L	0:35.38	+2
7	4 JABALINA Micheal Hellyer	2	68.7 1000m	0:05.03 Overall	1:02.45 [7] (0:05.03)	0:57.42 [4] (0:10.97)	0:46.45 [6] (0:10.66)	0:35.79 [3] (0:11.35)	0:24.44 [5] (0:11.86)	0:12.58 [6] (0:12.58)	10.2L	0:35.79	-3

Scratched: Hit The Button (#3)

[] Ranking at each section and finish
 -:-:- No data available at this section
 NA No data available

SCN Saddle cloth number
 DNF Did not finish
 DNT Did not track



Horse/Jockey Name	Spiethctacular
Final Rank	1
Fastest Section Time (Section)	0:05.08 (Overall)
Top Speed [km/h] (Section)	71.4 (1000m)
Race State	Finished



Aquis Park Gold Coast Poly QLD Professional

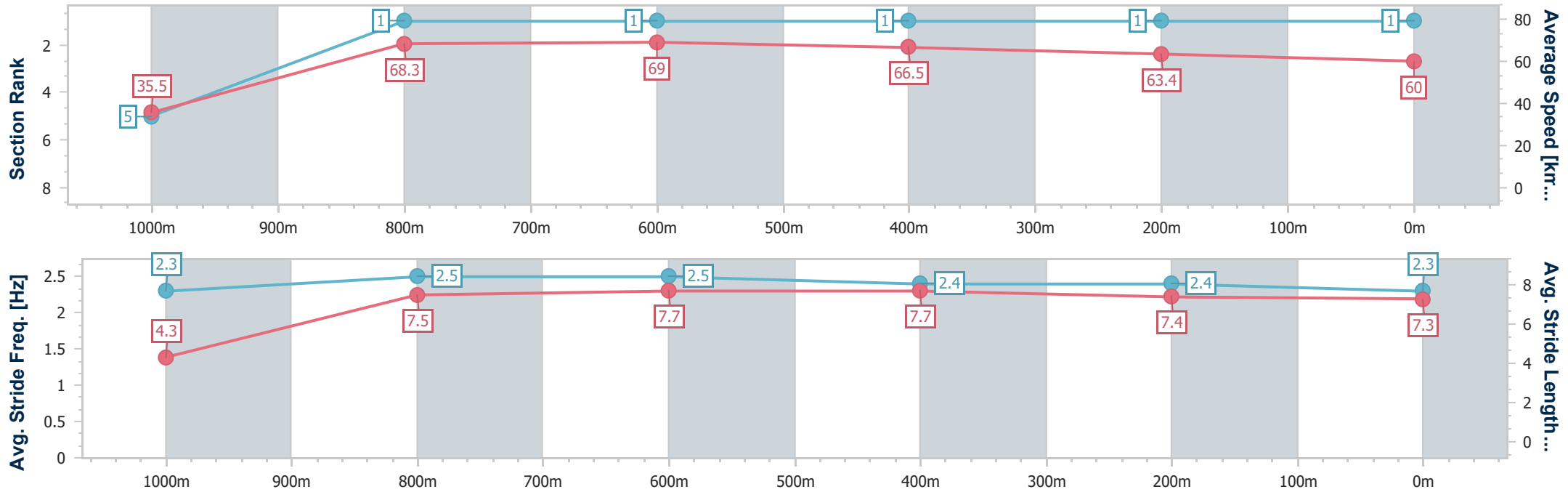
Race 2: HUON CAVIAR Maiden Plate - 1050m

29 March 2025 - 13:58

Track Rating: Synthetic, Weather: Showery, Rail Position: True



Section	Overall	1000m	800m	600m	400m	200m
Section Times	1:00.63 [1] (0:05.08)	0:55.55 [5] (0:10.65)	0:44.90 [1] (0:10.61)	0:34.29 [1] (0:10.89)	0:23.40 [1] (0:11.34)	0:12.06 [1] (0:12.06)
Average Speed [km/h]	35.5	68.3	69.0	66.5	63.4	60.0
Top Speed [km/h]	57.7	71.4	69.9	68.4	65.3	62.7
Avg. Dist. to Rail [m]	5.8	4.2	3.1	1.5	0.7	1.2
Avg. Stride Freq. [Hz]	2.3	2.5	2.5	2.4	2.4	2.3
Avg. Stride Length [m]	4.3	7.5	7.7	7.7	7.4	7.3



- [] Ranking at each section and finish
- .-.- No data available at this section
- NA No data available



Horse/Jockey Name	Version
Final Rank	2
Fastest Section Time (Section)	0:04.94 (Overall)
Top Speed [km/h] (Section)	69.5 (1000m)
Race State	Finished



Aquis Park Gold Coast Poly QLD Professional

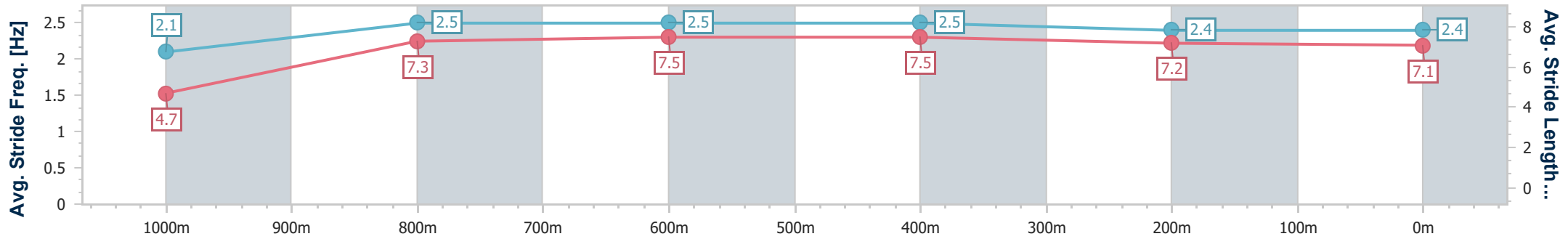
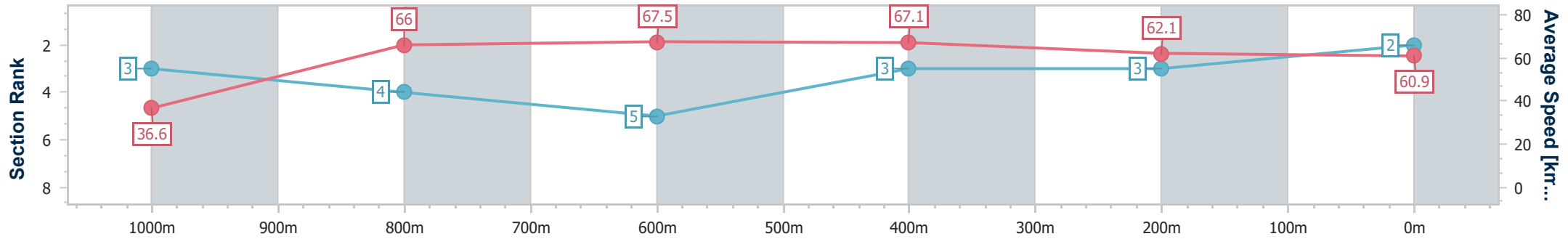
Race 2: HUON CAVIAR Maiden Plate - 1050m

29 March 2025 - 13:58

Track Rating: Synthetic, Weather: Showery, Rail Position: True



Section	Overall	1000m	800m	600m	400m	200m
Section Times	1:01.24 [2] (0:04.94)	0:56.30 [3] (0:10.95)	0:45.35 [4] (0:10.83)	0:34.52 [5] (0:10.96)	0:23.56 [3] (0:11.66)	0:11.90 [3]
Average Speed [km/h]	36.6	66.0	67.5	67.1	62.1	60.9
Top Speed [km/h]	56.1	69.5	68.4	68.4	63.8	62.1
Avg. Dist. to Rail [m]	2.9	1.9	2.6	4.3	3.7	4.7
Avg. Stride Freq. [Hz]	2.1	2.5	2.5	2.5	2.4	2.4
Avg. Stride Length [m]	4.7	7.3	7.5	7.5	7.2	7.1



- [] Ranking at each section and finish
- .-.- No data available at this section
- NA No data available



Horse/Jockey Name	Beauty Eight
Final Rank	3
Fastest Section Time (Section)	0:05.11 (Overall)
Top Speed [km/h] (Section)	71.8 (1000m)
Race State	Finished



Aquis Park Gold Coast Poly QLD Professional

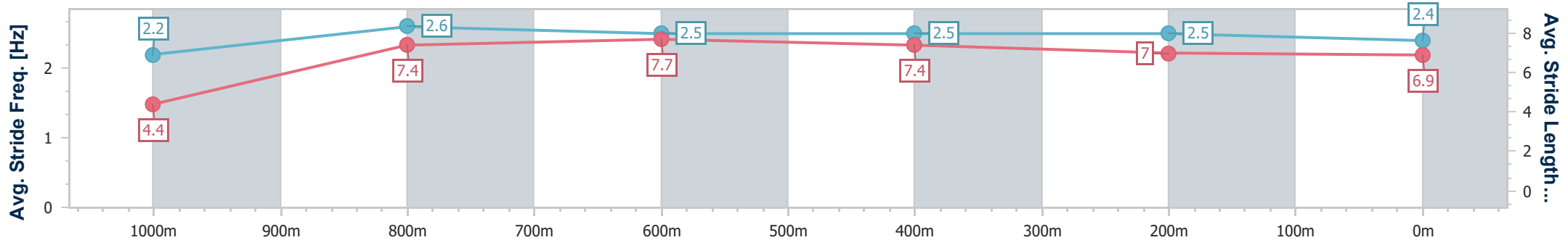
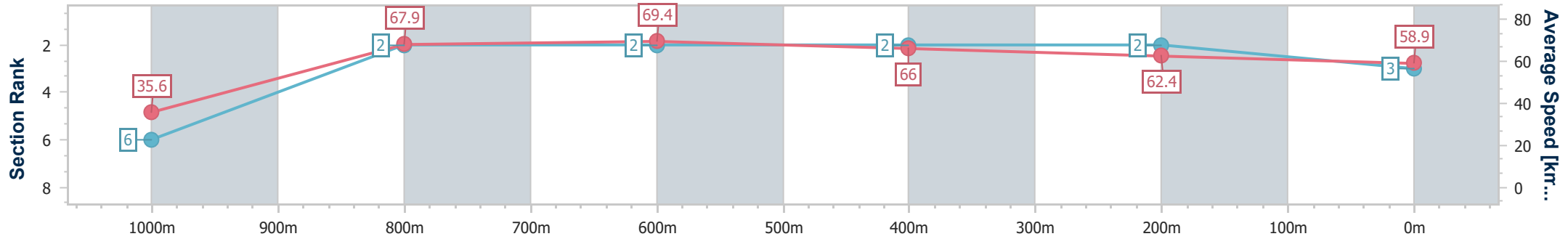
Race 2: HUON CAVIAR Maiden Plate - 1050m

29 March 2025 - 13:58

Track Rating: Synthetic, Weather: Showery, Rail Position: True



Section	Overall	1000m	800m	600m	400m	200m
Section Times	1:01.29 [3] (0:05.11)	0:56.18 [6] (0:10.72)	0:45.46 [2] (0:10.51)	0:34.95 [2] (0:11.04)	0:23.91 [2] (0:11.57)	0:12.34 [2] (0:12.34)
Average Speed [km/h]	35.6	67.9	69.4	66.0	62.4	58.9
Top Speed [km/h]	56.6	71.8	71.7	68.1	64.5	64.2
Avg. Dist. to Rail [m]	6.7	4.9	2.4	3.0	2.8	2.1
Avg. Stride Freq. [Hz]	2.2	2.6	2.5	2.5	2.5	2.4
Avg. Stride Length [m]	4.4	7.4	7.7	7.4	7.0	6.9



- [] Ranking at each section and finish
- .-.- No data available at this section
- NA No data available



Horse/Jockey Name	Signature Tart
Final Rank	4
Fastest Section Time (Section)	0:05.11 (Overall)
Top Speed [km/h] (Section)	69.0 (600m)
Race State	Finished



Aquis Park Gold Coast Poly QLD Professional

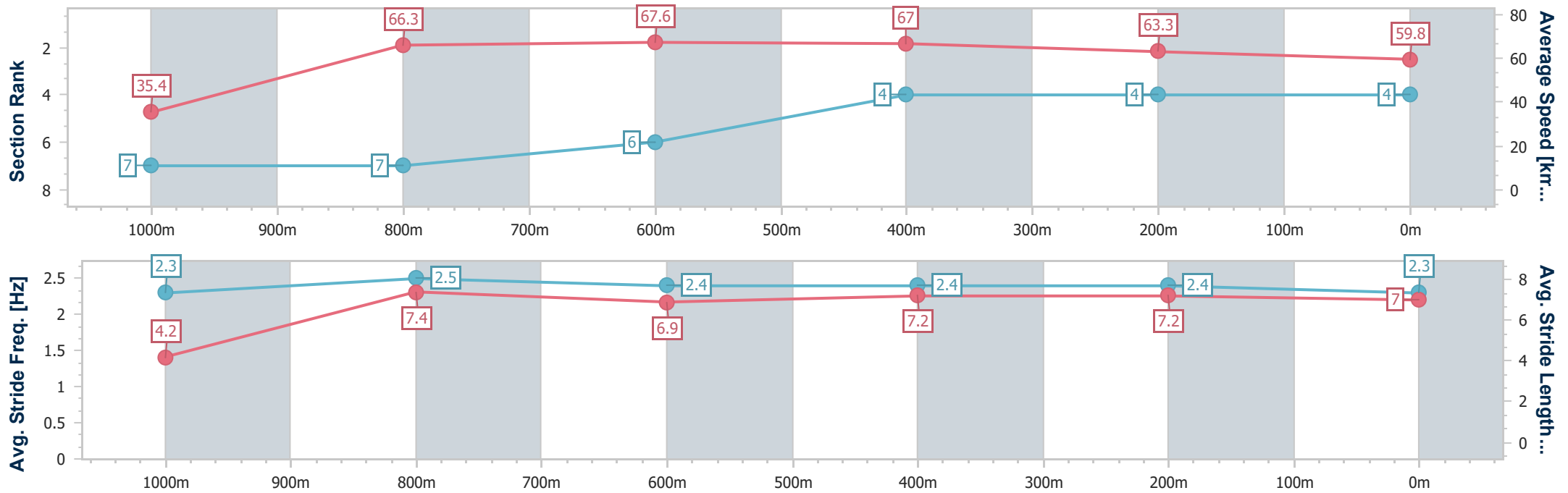
Race 2: HUON CAVIAR Maiden Plate - 1050m

29 March 2025 - 13:58

Track Rating: Synthetic, Weather: Showery, Rail Position: True



Section	Overall	1000m	800m	600m	400m	200m
Section Times	1:01.65 [4] (0:05.11)	0:56.54 [7] (0:10.92)	0:45.62 [7] (0:10.84)	0:34.78 [6] (0:11.13)	0:23.65 [4] (0:11.54)	0:12.11 [4]
Average Speed [km/h]	35.4	66.3	67.6	67.0	63.3	59.8
Top Speed [km/h]	57.1	68.7	68.6	69.0	64.2	61.8
Avg. Dist. to Rail [m]	4.2	3.3	3.5	6.3	6.3	6.4
Avg. Stride Freq. [Hz]	2.3	2.5	2.4	2.4	2.4	2.3
Avg. Stride Length [m]	4.2	7.4	6.9	7.2	7.2	7.0



- [] Ranking at each section and finish
- .-.- No data available at this section
- NA No data available



Horse/Jockey Name	Chayse 'N' Leisa
Final Rank	5
Fastest Section Time (Section)	0:04.89 (Overall)
Top Speed [km/h] (Section)	68.8 (800m)
Race State	Finished



Aquis Park Gold Coast Poly QLD Professional

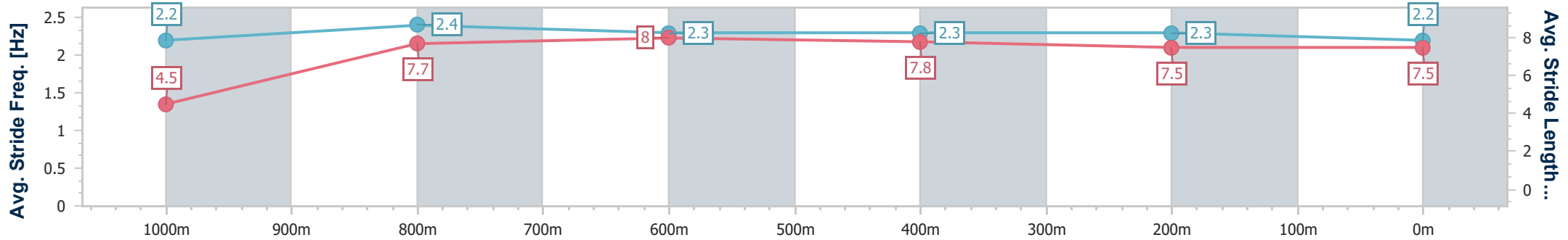
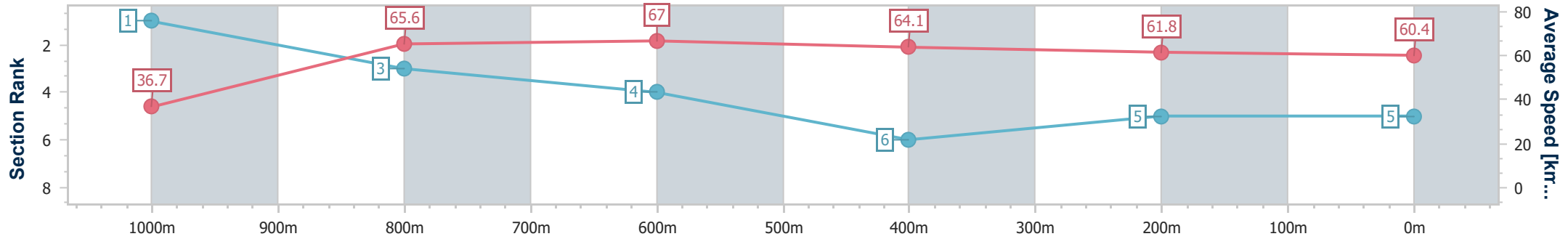
Race 2: HUON CAVIAR Maiden Plate - 1050m

29 March 2025 - 13:58

Track Rating: Synthetic, Weather: Showery, Rail Position: True



Section	Overall	1000m	800m	600m	400m	200m
Section Times	1:01.70 [5] (0:04.89)	0:56.81 [1] (0:10.99)	0:45.82 [3] (0:10.83)	0:34.99 [4] (0:11.32)	0:23.67 [6] (0:11.69)	0:11.98 [5]
Average Speed [km/h]	36.7	65.6	67.0	64.1	61.8	60.4
Top Speed [km/h]	56.3	68.3	68.8	67.2	63.8	61.7
Avg. Dist. to Rail [m]	0.8	0.3	1.5	2.3	0.6	0.6
Avg. Stride Freq. [Hz]	2.2	2.4	2.3	2.3	2.3	2.2
Avg. Stride Length [m]	4.5	7.7	8.0	7.8	7.5	7.5



- [] Ranking at each section and finish
- .-.- No data available at this section
- NA No data available



Horse/Jockey Name	Remomia
Final Rank	6
Fastest Section Time (Section)	0:04.92 (Overall)
Top Speed [km/h] (Section)	68.1 (1000m)
Race State	Finished



Aquis Park Gold Coast Poly QLD Professional

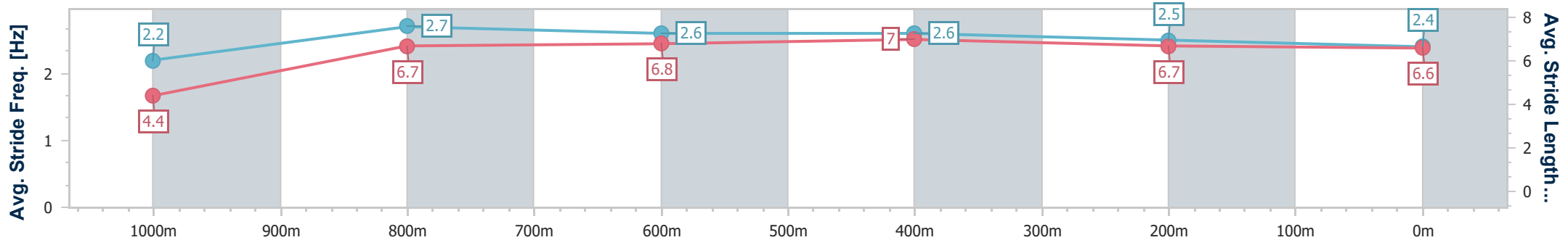
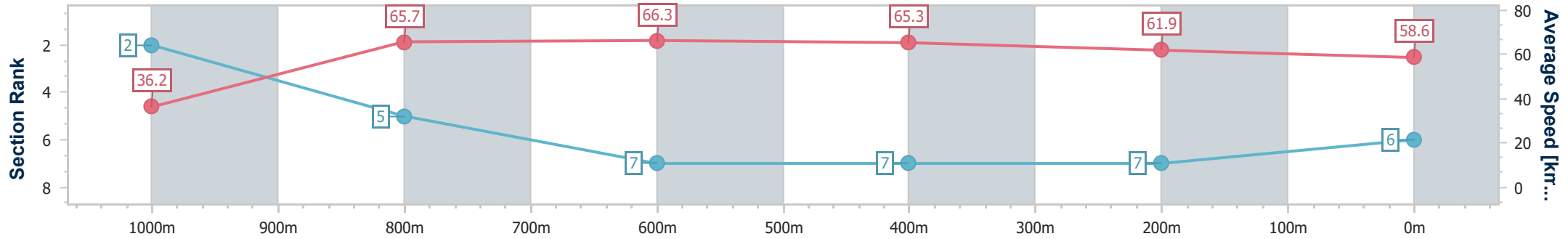
Race 2: HUON CAVIAR Maiden Plate - 1050m

29 March 2025 - 13:58

Track Rating: Synthetic, Weather: Showery, Rail Position: True



Section	Overall	1000m	800m	600m	400m	200m
Section Times	1:02.28 [6] (0:04.92)	0:57.36 [2] (0:11.05)	0:46.31 [5] (0:10.93)	0:35.38 [7] (0:11.28)	0:24.10 [7] (0:11.75)	0:12.35 [7] (0:12.35)
Average Speed [km/h]	36.2	65.7	66.3	65.3	61.9	58.6
Top Speed [km/h]	55.9	68.1	67.1	67.2	63.4	60.9
Avg. Dist. to Rail [m]	4.6	2.6	1.8	4.0	4.8	6.6
Avg. Stride Freq. [Hz]	2.2	2.7	2.6	2.6	2.5	2.4
Avg. Stride Length [m]	4.4	6.7	6.8	7.0	6.7	6.6



- [] Ranking at each section and finish
- .-.- No data available at this section
- NA No data available



Horse/Jockey Name	Jabalina
Final Rank	7
Fastest Section Time (Section)	0:05.03 (Overall)
Top Speed [km/h] (Section)	68.7 (1000m)
Race State	Finished



Aquis Park Gold Coast Poly QLD Professional

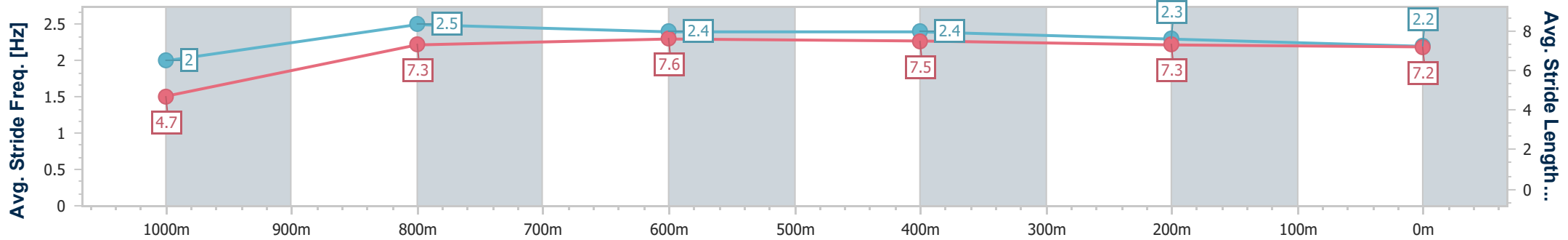
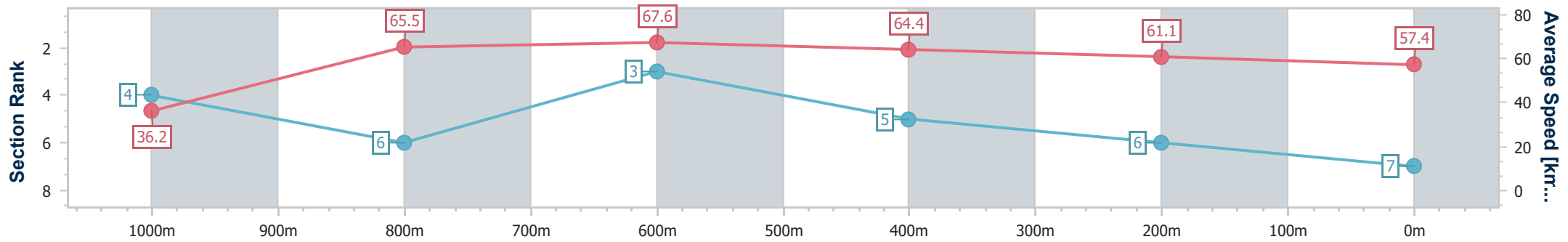
Race 2: HUON CAVIAR Maiden Plate - 1050m

29 March 2025 - 13:58

Track Rating: Synthetic, Weather: Showery, Rail Position: True



Section	Overall	1000m	800m	600m	400m	200m
Section Times	1:02.45 [7] (0:05.03)	0:57.42 [4] (0:10.97)	0:46.45 [6] (0:10.66)	0:35.79 [3] (0:11.35)	0:24.44 [5] (0:11.86)	0:12.58 [6] (0:12.58)
Average Speed [km/h]	36.2	65.5	67.6	64.4	61.1	57.4
Top Speed [km/h]	56.7	68.7	68.2	66.9	61.4	60.0
Avg. Dist. to Rail [m]	2.0	0.8	0.8	2.7	2.1	2.5
Avg. Stride Freq. [Hz]	2.0	2.5	2.4	2.4	2.3	2.2
Avg. Stride Length [m]	4.7	7.3	7.6	7.5	7.3	7.2



- [] Ranking at each section and finish
- .-.- No data available at this section
- NA No data available



Aquis Park Gold Coast Poly QLD Professional

Race 3: BLUE WAVE KB SEAFOOD Maiden Plate - 1540m

29 March 2025 - 14:43



Track Rating: Synthetic, Weather: Showery, Rail Position: True

Section	Overall	1400m	1200m	1000m	800m	600m	400m	Last 600m						
Field Times	1:33.60 (0:10.15)	1:23.45 (0:11.35)	1:12.10 (0:11.51)	1:00.59 (0:11.56)	0:49.03 (0:11.95)	0:37.08 (0:12.01)	0:25.07 (0:12.41)	0:37.08						
Rank	TAB	Horse/Jockey	Barrier	Top Speed [km/h]	Fastest Section					Distance Travelled [m]				
1	8	CRIMSON SPIRIT Olivia Kendal	5	67.1 1400m	0:10.61 Overall	1:33.60 [1] (0:10.61)	1:22.99 [3] (0:11.32)	1:11.67 [3] (0:11.52)	1:00.15 [4] (0:11.59)	0:48.56 [4] (0:11.79)	0:36.77 [4] (0:11.98)	0:24.79 [3] (0:12.13)	0:36.77	
2	4	SUMICH Adin Thompson	4	66.6 1200m	0:10.77 Overall	1:33.97 [2] (0:10.77)	1:23.20 [4] (0:11.29)	1:11.91 [4] (0:11.33)	1:00.58 [3] (0:11.50)	0:49.08 [3] (0:11.93)	0:37.15 [3] (0:11.94)	0:25.21 [2] (0:12.30)	0:37.15	-10
3	9	HUMID Jai Williams	3	65.3 1400m	0:10.15 Overall	1:34.91 [3] (0:10.15)	1:24.76 [1] (0:11.35)	1:13.41 [1] (0:11.51)	1:01.90 [1] (0:11.56)	0:50.34 [1] (0:11.95)	0:38.39 [1] (0:12.01)	0:26.38 [1] (0:12.62)	0:38.39	-8
4	1	MACEDONIAN Sariah Champkin	2	65.9 1400m	0:10.47 Overall	1:36.63 [4] (0:10.47)	1:26.16 [2] (0:11.33)	1:14.83 [2] (0:11.30)	1:03.53 [2] (0:11.63)	0:51.90 [2] (0:11.88)	0:40.02 [2] (0:12.30)	0:27.72 [4] (0:13.17)	0:40.02	-7

Scratched: Denuto (#2), Monfaretto (#3), Throttle Response (#5), Maurita (#6), Chonky Diva (#7)



Aquis Park Gold Coast Poly QLD Professional
Race 3: BLUE WAVE KB SEAFOOD Maiden Plate - 1540m
29 March 2025 - 14:43



Track Rating: Synthetic, Weather: Showery, Rail Position: True

Section				200m				Last 600m	
Field Times				0:12.66 (0:12.66)				0:37.08	
Rank	TAB	Horse/Jockey	Barrier	Top Speed [km/h]	Fastest Section	Margin			Distance Travelled [m]
1	8	CRIMSON SPIRIT Olivia Kendal	5	67.1 1400m	0:10.61 Overall	0:12.66 [1] (0:12.66)	1:33.60		0:36.77
2	4	SUMICH Adin Thompson	4	66.6 1200m	0:10.77 Overall	0:12.91 [2] (0:12.91)	2L		0:37.15 -10
3	9	HUMID Jai Williams	3	65.3 1400m	0:10.15 Overall	0:13.76 [3] (0:13.76)	7.5L		0:38.39 -8
4	1	MACEDONIAN Sariah Champkin	2	65.9 1400m	0:10.47 Overall	0:14.55 [4] (0:14.55)	17.5L		0:40.02 -7

Scratched: Denuto (#2), Monfaretto (#3), Throttle Response (#5), Maurita (#6), Chonky Diva (#7)

[] Ranking at each section and finish
 -:-:-:- No data available at this section
 NA No data available

SCN Saddle cloth number
 DNF Did not finish
 DNT Did not track



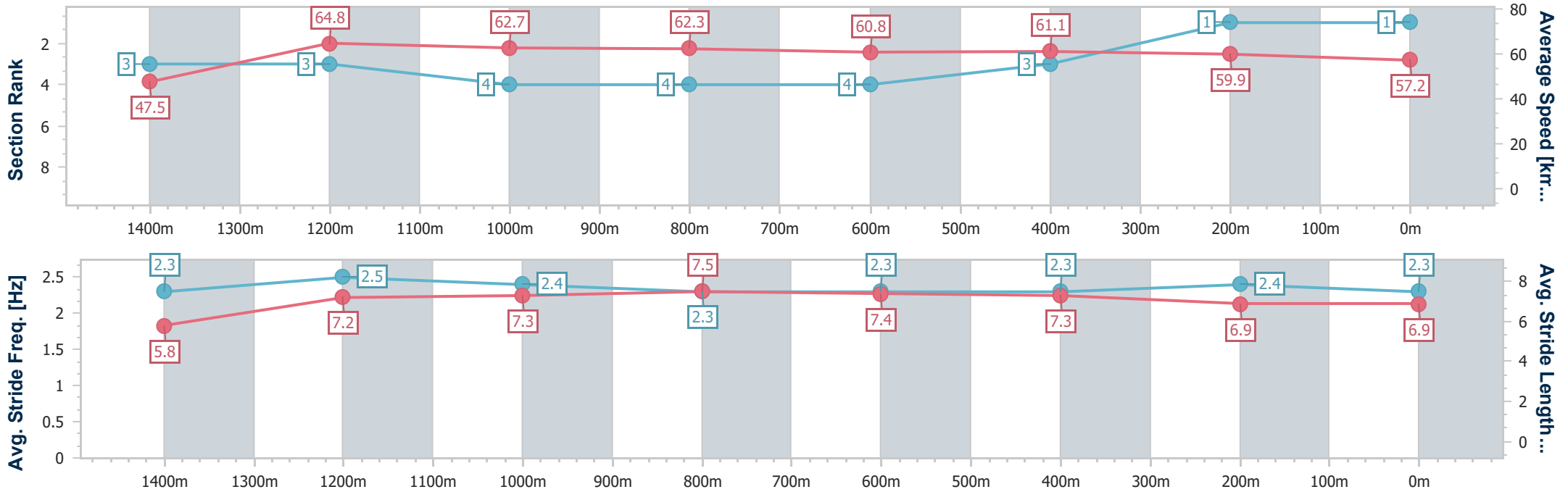
Horse/Jockey Name	Crimson Spirit
Final Rank	1
Fastest Section Time (Section)	0:10.61 (Overall)
Top Speed [km/h] (Section)	67.1 (1400m)
Race State	Finished



Aquis Park Gold Coast Poly QLD Professional
 Race 3: BLUE WAVE KB SEAFOOD Maiden Plate - 1540m
 29 March 2025 - 14:43
 Track Rating: Synthetic, Weather: Showery, Rail Position: True



Section	Overall	1400m	1200m	1000m	800m	600m	400m	200m
Section Times	1:33.60 [1] (0:10.61)	1:22.99 [3] (0:11.32)	1:11.67 [3] (0:11.52)	1:00.15 [4] (0:11.59)	0:48.56 [4] (0:11.79)	0:36.77 [4] (0:11.98)	0:24.79 [3] (0:12.13)	0:12.66 [1] (0:12.66)
Average Speed [km/h]	47.5	64.8	62.7	62.3	60.8	61.1	59.9	57.2
Top Speed [km/h]	63.4	67.1	64.1	63.5	61.8	61.5	61.5	58.0
Avg. Dist. to Rail [m]	6.0	2.8	2.1	1.2	0.3	2.2	3.9	4.2
Avg. Stride Freq. [Hz]	2.3	2.5	2.4	2.3	2.3	2.3	2.4	2.3
Avg. Stride Length [m]	5.8	7.2	7.3	7.5	7.4	7.3	6.9	6.9



- [] Ranking at each section and finish
- .-.- No data available at this section
- NA No data available



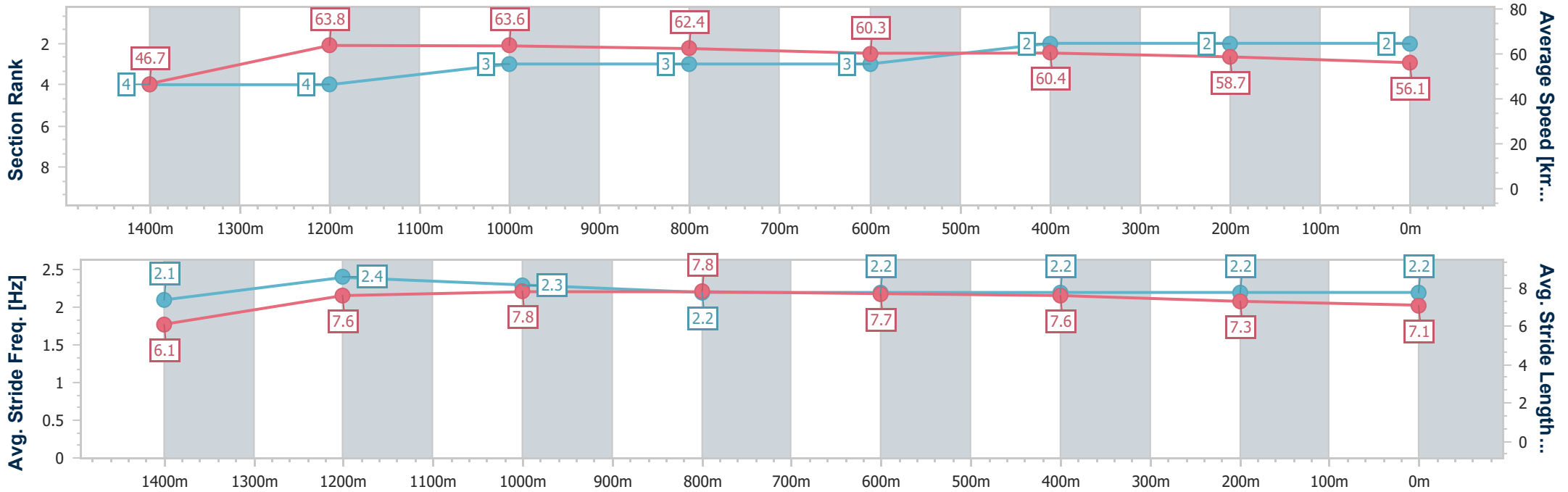
Horse/Jockey Name	Sumich
Final Rank	2
Fastest Section Time (Section)	0:10.77 (Overall)
Top Speed [km/h] (Section)	66.6 (1200m)
Race State	Finished



Aquis Park Gold Coast Poly QLD Professional
Race 3: BLUE WAVE KB SEAFOOD Maiden Plate - 1540m
29 March 2025 - 14:43
Track Rating: Synthetic, Weather: Showery, Rail Position: True



Section	Overall	1400m	1200m	1000m	800m	600m	400m	200m
Section Times	1:33.97 [2] (0:10.77)	1:23.20 [4] (0:11.29)	1:11.91 [4] (0:11.33)	1:00.58 [3] (0:11.50)	0:49.08 [3] (0:11.93)	0:37.15 [3] (0:11.94)	0:25.21 [2] (0:12.30)	0:12.91 [2] (0:12.91)
Average Speed [km/h]	46.7	63.8	63.6	62.4	60.3	60.4	58.7	56.1
Top Speed [km/h]	65.7	65.9	66.6	64.2	61.1	61.0	60.0	57.6
Avg. Dist. to Rail [m]	3.8	0.4	0.1	0.2	0.4	0.3	2.1	2.3
Avg. Stride Freq. [Hz]	2.1	2.4	2.3	2.2	2.2	2.2	2.2	2.2
Avg. Stride Length [m]	6.1	7.6	7.8	7.8	7.7	7.6	7.3	7.1



- [] Ranking at each section and finish
- .-.- No data available at this section
- NA No data available



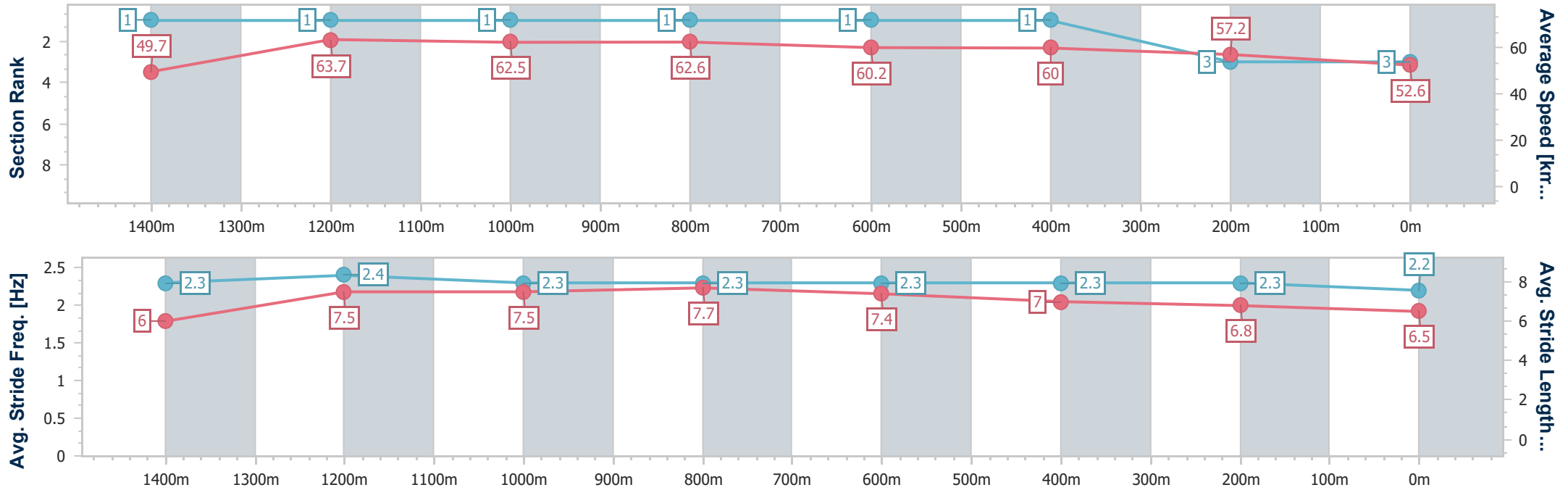
Horse/Jockey Name	Humid
Final Rank	3
Fastest Section Time (Section)	0:10.15 (Overall)
Top Speed [km/h] (Section)	65.3 (1400m)
Race State	Finished



Aquis Park Gold Coast Poly QLD Professional
Race 3: BLUE WAVE KB SEAFOOD Maiden Plate - 1540m
 29 March 2025 - 14:43
 Track Rating: Synthetic, Weather: Showery, Rail Position: True



Section	Overall	1400m	1200m	1000m	800m	600m	400m	200m
Section Times	1:34.91 [3] (0:10.15)	1:24.76 [1] (0:11.35)	1:13.41 [1] (0:11.51)	1:01.90 [1] (0:11.56)	0:50.34 [1] (0:11.95)	0:38.39 [1] (0:12.01)	0:26.38 [1] (0:12.62)	0:13.76 [3] (0:13.76)
Average Speed [km/h]	49.7	63.7	62.5	62.6	60.2	60.0	57.2	52.6
Top Speed [km/h]	65.3	65.3	64.0	63.7	61.0	60.8	59.5	55.0
Avg. Dist. to Rail [m]	3.5	0.7	0.4	0.3	0.3	0.4	0.6	1.0
Avg. Stride Freq. [Hz]	2.3	2.4	2.3	2.3	2.3	2.3	2.3	2.2
Avg. Stride Length [m]	6.0	7.5	7.5	7.7	7.4	7.0	6.8	6.5



- [] Ranking at each section and finish
- .-.- No data available at this section
- NA No data available



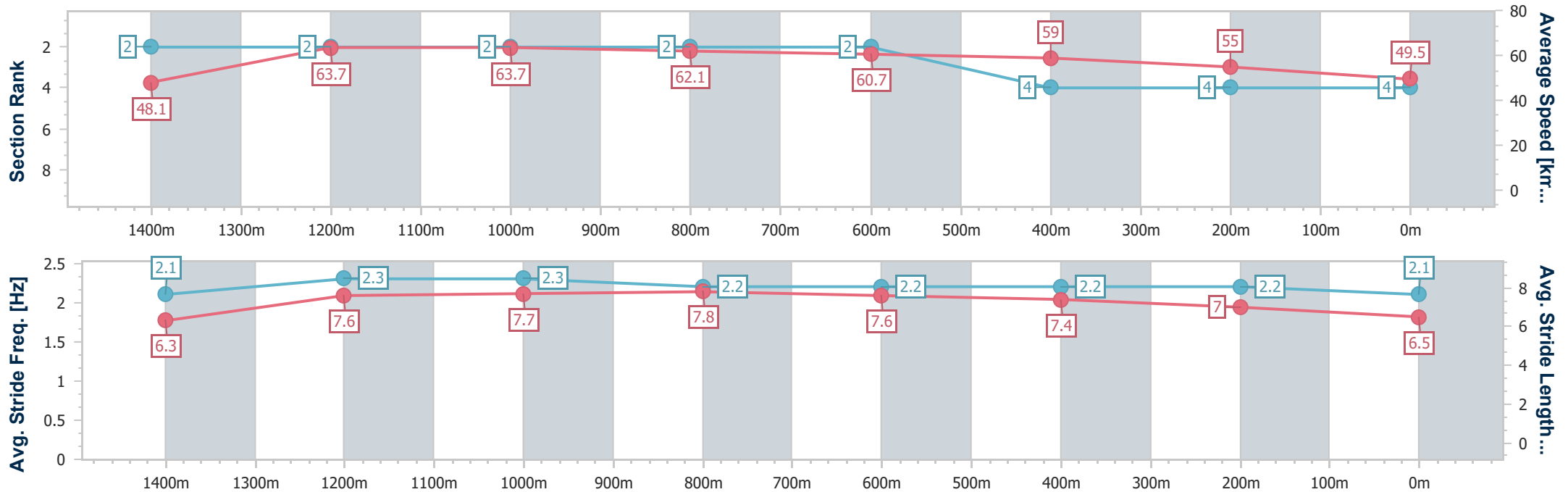
Horse/Jockey Name	Macedonian
Final Rank	4
Fastest Section Time (Section)	0:10.47 (Overall)
Top Speed [km/h] (Section)	65.9 (1400m)
Race State	Finished



Aquis Park Gold Coast Poly QLD Professional
 Race 3: BLUE WAVE KB SEAFOOD Maiden Plate - 1540m
 29 March 2025 - 14:43
 Track Rating: Synthetic, Weather: Showery, Rail Position: True



Section	Overall	1400m	1200m	1000m	800m	600m	400m	200m
Section Times	1:36.63 [4] (0:10.47)	1:26.16 [2] (0:11.33)	1:14.83 [2] (0:11.30)	1:03.53 [2] (0:11.63)	0:51.90 [2] (0:11.88)	0:40.02 [2] (0:12.30)	0:27.72 [4] (0:13.17)	0:14.55 [4] (0:14.55)
Average Speed [km/h]	48.1	63.7	63.7	62.1	60.7	59.0	55.0	49.5
Top Speed [km/h]	62.4	65.9	65.7	62.4	61.9	60.6	56.9	53.1
Avg. Dist. to Rail [m]	1.9	0.3	0.3	0.7	0.7	1.5	2.7	2.9
Avg. Stride Freq. [Hz]	2.1	2.3	2.3	2.2	2.2	2.2	2.2	2.1
Avg. Stride Length [m]	6.3	7.6	7.7	7.8	7.6	7.4	7.0	6.5



- [] Ranking at each section and finish
- .-.- No data available at this section
- NA No data available

Track Rating: Synthetic, Weather: Showery, Rail Position: True

Section		Overall	1800m	1600m	1400m	1200m	1000m	800m	Last 600m				
Field Times		2:03.95 (0:14.40)	1:49.55 (0:12.18)	1:37.37 (0:12.34)	1:25.03 (0:12.83)	1:12.20 (0:12.22)	0:59.98 (0:12.01)	0:47.97 (0:11.90)	0:36.07				
Rank	TAB Horse/Jockey	Barrier	Top Speed [km/h]	Fastest Section									Distance Travelled [m]
1	6 FORUM ONE Nozi Tomizawa	2	63.0 600m	0:11.77 800m	2:03.95 [1] (0:14.82)	1:49.13 [4] (0:12.33)	1:36.80 [5] (0:12.31)	1:24.49 [5] (0:12.72)	1:11.77 [6] (0:12.19)	0:59.58 [6] (0:11.93)	0:47.65 [5] (0:11.77)	0:35.88	
2	4 AUTUNNO Jackson Murphy	8	62.3 1800m	0:11.87 800m	2:04.25 [2] (0:14.92)	1:49.33 [6] (0:11.95)	1:37.38 [3] (0:12.14)	1:25.24 [2] (0:12.76)	1:12.48 [2] (0:12.21)	1:00.27 [2] (0:12.03)	0:48.24 [2] (0:11.87)	0:36.37	-2
3	1 THE CLAIMANT Jace McMurray	1	61.8 800m	0:11.91 800m	2:04.39 [3] (0:14.52)	1:49.87 [2] (0:12.31)	1:37.56 [2] (0:12.41)	1:25.15 [3] (0:12.65)	1:12.50 [3] (0:12.25)	1:00.25 [4] (0:12.09)	0:48.16 [4] (0:11.91)	0:36.25	-5
4	3 FIREBOLT Brandon Lerena	7	61.5 Overall	0:11.94 600m	2:04.48 [4] (0:14.40)	1:50.08 [1] (0:12.18)	1:37.90 [1] (0:12.34)	1:25.56 [1] (0:12.83)	1:12.73 [1] (0:12.22)	1:00.51 [1] (0:12.01)	0:48.50 [1] (0:11.99)	0:36.51	-10
5	7 PENDING Jai Williams	6	63.4 800m	0:11.64 800m	2:04.85 [5] (0:14.85)	1:50.00 [5] (0:12.39)	1:37.61 [6] (0:12.27)	1:25.34 [7] (0:12.86)	1:12.48 [7] (0:12.34)	1:00.14 [8] (0:11.99)	0:48.15 [8] (0:11.64)	0:36.51	-4
6	5 JUSTICE SERVED Adin Thompson	4	63.2 800m	0:11.95 800m	2:05.04 [6] (0:14.65)	1:50.39 [3] (0:12.22)	1:38.17 [4] (0:12.41)	1:25.76 [4] (0:12.86)	1:12.90 [5] (0:12.20)	1:00.70 [5] (0:12.07)	0:48.63 [6] (0:11.95)	0:36.68	-7
7	9 WINSTON BLUE Micheal Hellyer	3	63.7 800m	0:11.77 800m	2:05.35 [7] (0:15.00)	1:50.35 [7] (0:12.39)	1:37.96 [8] (0:12.38)	1:25.58 [8] (0:12.77)	1:12.81 [8] (0:12.08)	1:00.73 [7] (0:11.93)	0:48.80 [7] (0:11.77)	0:37.03	-2
8	8 SPANISH FIGHTER Colleen Krahenen	5	61.6 1600m	0:11.80 800m	2:05.92 [8] (0:15.11)	1:50.81 [8] (0:12.27)	1:38.54 [7] (0:12.09)	1:26.45 [6] (0:12.53)	1:13.92 [4] (0:12.10)	1:01.82 [3] (0:12.04)	0:49.78 [3] (0:11.80)	0:37.98	-13

Scratched: Medical Autocrat (#2)

Track Rating: Synthetic, Weather: Showery, Rail Position: True

Section				600m	400m	200m			Last 600m		
Field Times				0:36.07 (0:12.02)	0:24.05 (0:12.01)	0:12.04 (0:12.04)			0:36.07		
Rank	TAB	Horse/Jockey	Barrier	Top Speed [km/h]	Fastest Section	Margin			Distance Travelled [m]		
1	6	FORUM ONE Nozi Tomizawa	2	63.0 600m	0:11.77 800m	0:35.88 [4] (0:11.84)	0:24.04 [3] (0:12.00)	0:12.04 [1] (0:12.04)	2:03.95	0:35.88	
2	4	AUTUNNO Jackson Murphy	8	62.3 1800m	0:11.87 800m	0:36.37 [1] (0:12.02)	0:24.35 [1] (0:12.04)	0:12.31 [2] (0:12.31)	1.8L	0:36.37	-2
3	1	THE CLAIMANT Jace McMurray	1	61.8 800m	0:11.91 800m	0:36.25 [5] (0:11.99)	0:24.26 [5] (0:12.03)	0:12.23 [4] (0:12.23)	2.6L	0:36.25	-5
4	3	FIREBOLT Brandon Lerena	7	61.5 Overall	0:11.94 600m	0:36.51 [3] (0:11.94)	0:24.57 [2] (0:12.25)	0:12.32 [3] (0:12.32)	3.1L	0:36.51	-10
5	7	PENDING Jai Williams	6	63.4 800m	0:11.64 800m	0:36.51 [7] (0:11.90)	0:24.61 [6] (0:12.08)	0:12.53 [5] (0:12.53)	5.1L	0:36.51	-4
6	5	JUSTICE SERVED Adin Thompson	4	63.2 800m	0:11.95 800m	0:36.68 [8] (0:11.99)	0:24.69 [8] (0:12.24)	0:12.45 [7] (0:12.45)	6.1L	0:36.68	-7
7	9	WINSTON BLUE Micheal Hellyer	3	63.7 800m	0:11.77 800m	0:37.03 [6] (0:11.97)	0:25.06 [7] (0:12.29)	0:12.77 [6] (0:12.77)	7.9L	0:37.03	-2
8	8	SPANISH FIGHTER Colleen Krahenen	5	61.6 1600m	0:11.80 800m	0:37.98 [2] (0:12.05)	0:25.93 [4] (0:12.66)	0:13.27 [8] (0:13.27)	11.2L	0:37.98	-13

Scratched: Medical Autocrat (#2)



Horse/Jockey Name	Forum One
Final Rank	1
Fastest Section Time (Section)	0:11.77 (800m)
Top Speed [km/h] (Section)	63.0 (600m)
Race State	Finished



Aquis Park Gold Coast Poly QLD Professional

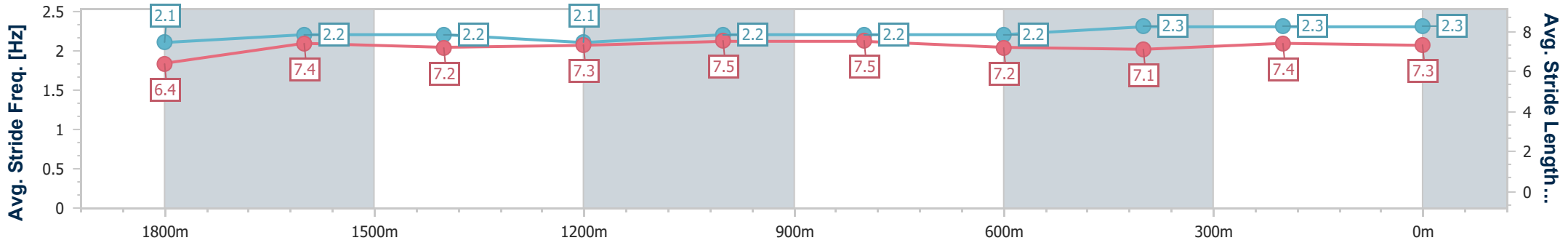
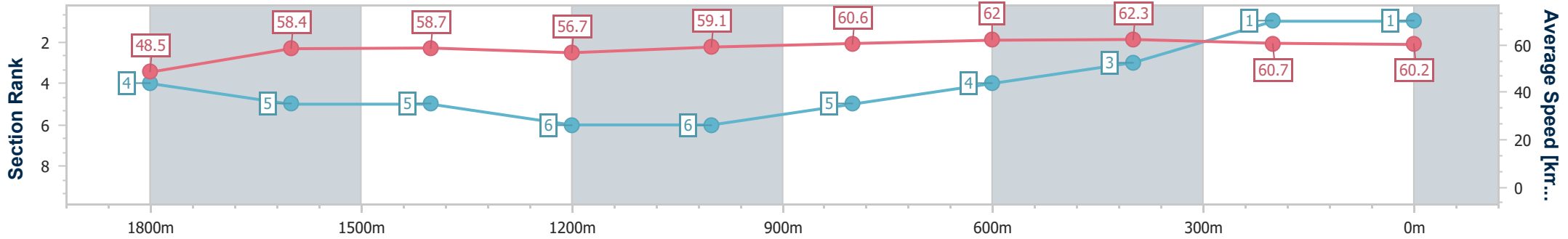
Race 4: THE PACIFIC WEST BM62 Handicap - 2000m



29 March 2025 - 15:11

Track Rating: Synthetic, Weather: Showery, Rail Position: True

Section	Overall	1800m	1600m	1400m	1200m	1000m	800m	600m	400m	200m
Section Times	2:03.95 [1] (0:14.82)	1:49.13 [4] (0:12.33)	1:36.80 [5] (0:12.31)	1:24.49 [5] (0:12.72)	1:11.77 [6] (0:12.19)	0:59.58 [6] (0:11.93)	0:47.65 [5] (0:11.77)	0:35.88 [4] (0:11.84)	0:24.04 [3] (0:12.00)	0:12.04 [1] (0:12.04)
Average Speed [km/h]	48.5	58.4	58.7	56.7	59.1	60.6	62.0	62.3	60.7	60.2
Top Speed [km/h]	59.9	60.0	60.1	58.6	59.6	62.0	62.9	63.0	61.8	61.2
Avg. Dist. to Rail [m]	1.3	0.4	0.4	0.5	0.9	0.9	2.7	4.6	5.0	6.2
Avg. Stride Freq. [Hz]	2.1	2.2	2.2	2.1	2.2	2.2	2.2	2.3	2.3	2.3
Avg. Stride Length [m]	6.4	7.4	7.2	7.3	7.5	7.5	7.2	7.1	7.4	7.3



- [] Ranking at each section and finish
- .-.- No data available at this section
- NA No data available



Horse/Jockey Name	Autunno
Final Rank	2
Fastest Section Time (Section)	0:11.87 (800m)
Top Speed [km/h] (Section)	62.3 (1800m)
Race State	Finished



Aquis Park Gold Coast Poly QLD Professional

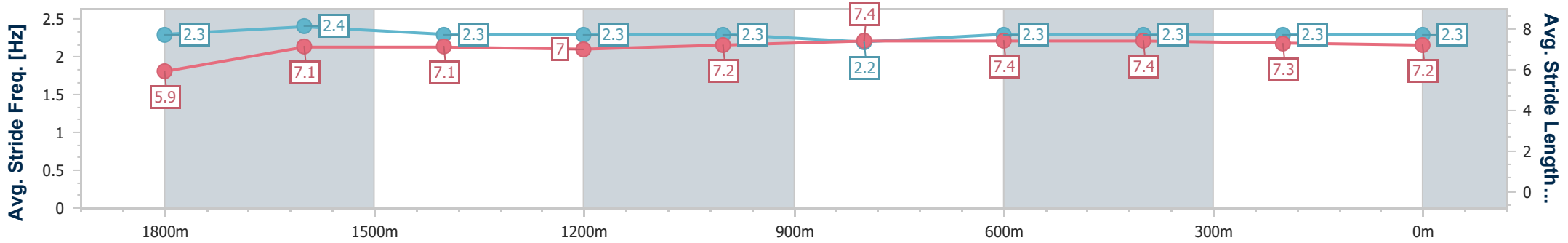
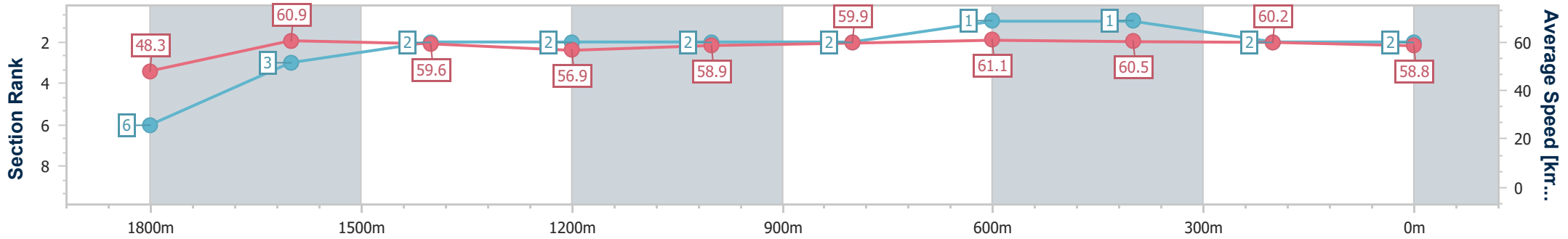
Race 4: THE PACIFIC WEST BM62 Handicap - 2000m



29 March 2025 - 15:11

Track Rating: Synthetic, Weather: Showery, Rail Position: True

Section	Overall	1800m	1600m	1400m	1200m	1000m	800m	600m	400m	200m
Section Times	2:04.25 [2] (0:14.92)	1:49.33 [6] (0:11.95)	1:37.38 [3] (0:12.14)	1:25.24 [2] (0:12.76)	1:12.48 [2] (0:12.21)	1:00.27 [2] (0:12.03)	0:48.24 [2] (0:11.87)	0:36.37 [1] (0:12.02)	0:24.35 [1] (0:12.04)	0:12.31 [2] (0:12.31)
Average Speed [km/h]	48.3	60.9	59.6	56.9	58.9	59.9	61.1	60.5	60.2	58.8
Top Speed [km/h]	61.1	62.3	60.6	58.4	59.4	60.9	61.8	61.1	60.8	59.9
Avg. Dist. to Rail [m]	6.2	3.2	1.6	1.0	0.7	0.7	1.1	2.2	2.6	4.3
Avg. Stride Freq. [Hz]	2.3	2.4	2.3	2.3	2.3	2.2	2.3	2.3	2.3	2.3
Avg. Stride Length [m]	5.9	7.1	7.1	7.0	7.2	7.4	7.4	7.4	7.3	7.2



- [] Ranking at each section and finish
- .-.-.- No data available at this section
- NA No data available



Horse/Jockey Name	The Claimant
Final Rank	3
Fastest Section Time (Section)	0:11.91 (800m)
Top Speed [km/h] (Section)	61.8 (800m)
Race State	Finished



Aquis Park Gold Coast Poly QLD Professional

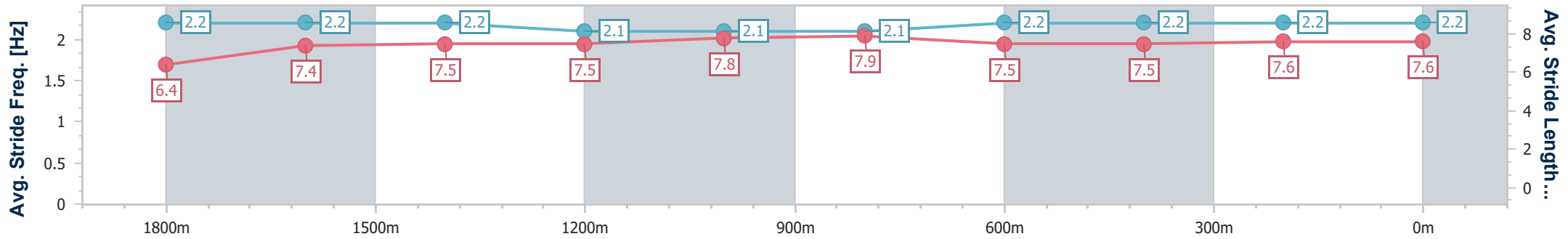
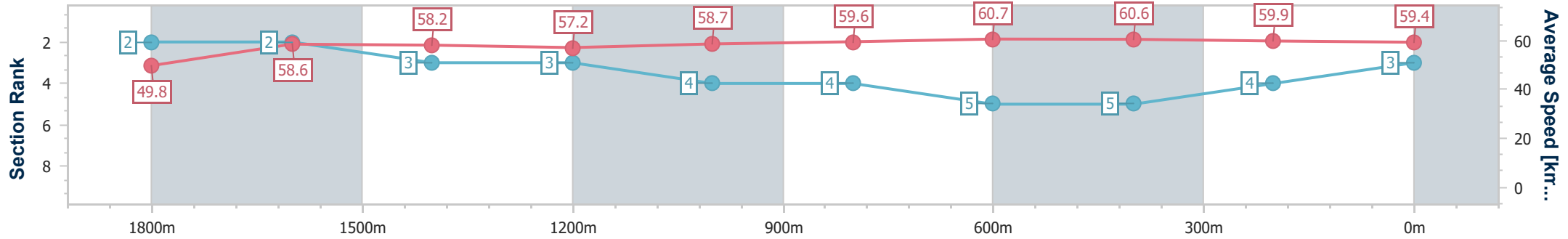
Race 4: THE PACIFIC WEST BM62 Handicap - 2000m



29 March 2025 - 15:11

Track Rating: Synthetic, Weather: Showery, Rail Position: True

Section	Overall	1800m	1600m	1400m	1200m	1000m	800m	600m	400m	200m
Section Times	2:04.39 [3] (0:14.52)	1:49.87 [2] (0:12.31)	1:37.56 [2] (0:12.41)	1:25.15 [3] (0:12.65)	1:12.50 [3] (0:12.25)	1:00.25 [4] (0:12.09)	0:48.16 [4] (0:11.91)	0:36.25 [5] (0:11.99)	0:24.26 [5] (0:12.03)	0:12.23 [4] (0:12.23)
Average Speed [km/h]	49.8	58.6	58.2	57.2	58.7	59.6	60.7	60.6	59.9	59.4
Top Speed [km/h]	59.7	59.5	59.5	58.4	60.1	60.5	61.8	61.5	60.4	60.1
Avg. Dist. to Rail [m]	1.1	0.7	0.8	0.6	1.0	0.7	1.1	1.7	2.9	5.5
Avg. Stride Freq. [Hz]	2.2	2.2	2.2	2.1	2.1	2.1	2.2	2.2	2.2	2.2
Avg. Stride Length [m]	6.4	7.4	7.5	7.5	7.8	7.9	7.5	7.5	7.6	7.6



- [] Ranking at each section and finish
- .-.- No data available at this section
- NA No data available



Horse/Jockey Name	Firebolt
Final Rank	4
Fastest Section Time (Section)	0:11.94 (600m)
Top Speed [km/h] (Section)	61.5 (Overall)
Race State	Finished



Aquis Park Gold Coast Poly QLD Professional

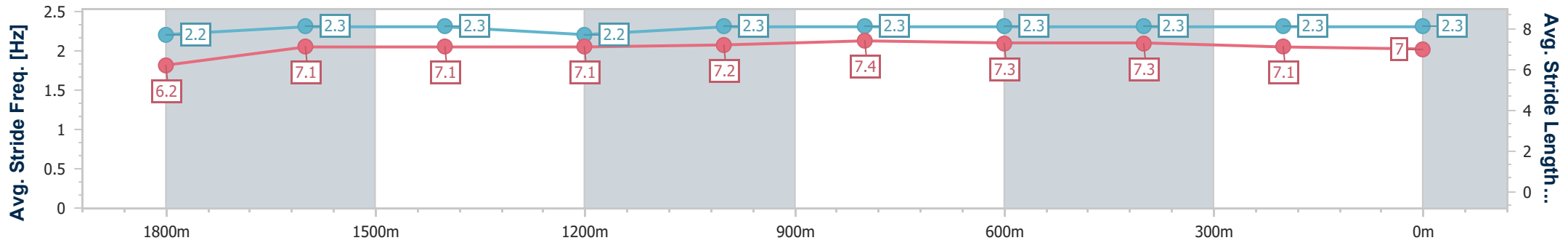
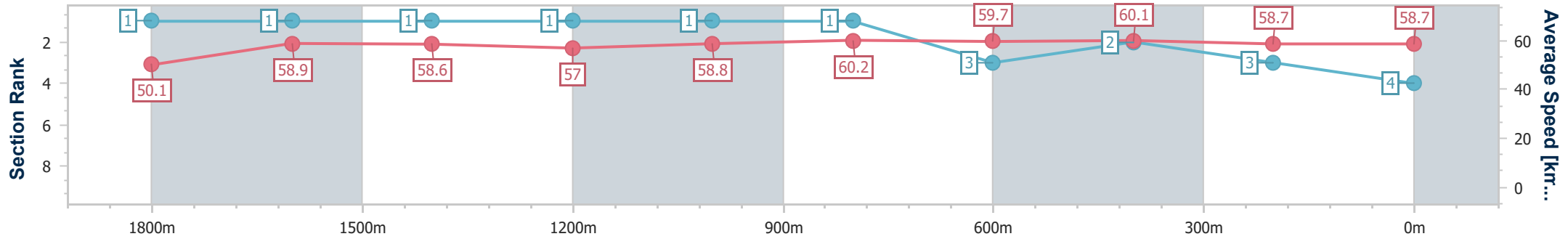
Race 4: THE PACIFIC WEST BM62 Handicap - 2000m



29 March 2025 - 15:11

Track Rating: Synthetic, Weather: Showery, Rail Position: True

Section	Overall	1800m	1600m	1400m	1200m	1000m	800m	600m	400m	200m
Section Times	2:04.48 [4] (0:14.40)	1:50.08 [1] (0:12.18)	1:37.90 [1] (0:12.34)	1:25.56 [1] (0:12.83)	1:12.73 [1] (0:12.22)	1:00.51 [1] (0:12.01)	0:48.50 [1] (0:11.99)	0:36.51 [3] (0:11.94)	0:24.57 [2] (0:12.25)	0:12.32 [3] (0:12.32)
Average Speed [km/h]	50.1	58.9	58.6	57.0	58.8	60.2	59.7	60.1	58.7	58.7
Top Speed [km/h]	61.5	60.9	60.5	58.0	60.3	60.5	60.6	60.9	60.0	59.8
Avg. Dist. to Rail [m]	3.9	0.5	1.9	1.9	0.9	0.8	0.8	0.8	0.3	1.1
Avg. Stride Freq. [Hz]	2.2	2.3	2.3	2.2	2.3	2.3	2.3	2.3	2.3	2.3
Avg. Stride Length [m]	6.2	7.1	7.1	7.1	7.2	7.4	7.3	7.3	7.1	7.0



- [] Ranking at each section and finish
- .-.- No data available at this section
- NA No data available



Horse/Jockey Name	Pending
Final Rank	5
Fastest Section Time (Section)	0:11.64 (800m)
Top Speed [km/h] (Section)	63.4 (800m)
Race State	Finished



Aquis Park Gold Coast Poly QLD Professional

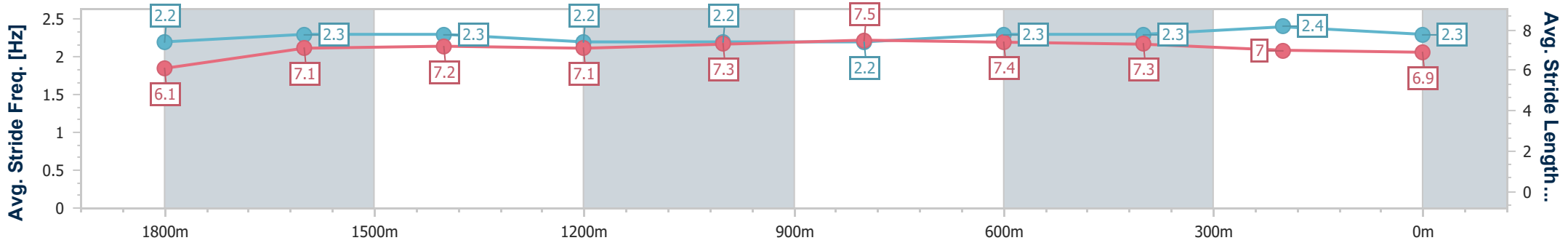
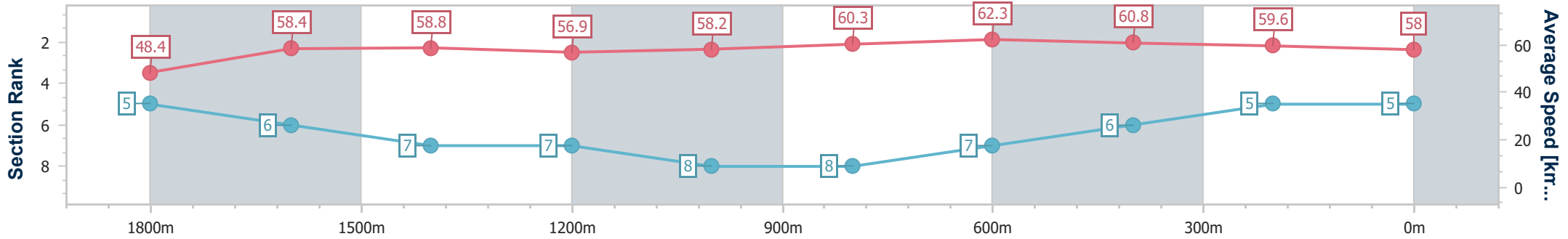
Race 4: THE PACIFIC WEST BM62 Handicap - 2000m



29 March 2025 - 15:11

Track Rating: Synthetic, Weather: Showery, Rail Position: True

Section	Overall	1800m	1600m	1400m	1200m	1000m	800m	600m	400m	200m
Section Times	2:04.85 [5] (0:14.85)	1:50.00 [5] (0:12.39)	1:37.61 [6] (0:12.27)	1:25.34 [7] (0:12.86)	1:12.48 [7] (0:12.34)	1:00.14 [8] (0:11.99)	0:48.15 [8] (0:11.64)	0:36.51 [7] (0:11.90)	0:24.61 [6] (0:12.08)	0:12.53 [5] (0:12.53)
Average Speed [km/h]	48.4	58.4	58.8	56.9	58.2	60.3	62.3	60.8	59.6	58.0
Top Speed [km/h]	59.3	59.7	60.6	58.7	59.2	62.6	63.4	62.8	61.5	59.5
Avg. Dist. to Rail [m]	4.1	1.9	1.2	1.7	1.6	1.0	0.9	0.9	2.2	3.0
Avg. Stride Freq. [Hz]	2.2	2.3	2.3	2.2	2.2	2.2	2.3	2.3	2.4	2.3
Avg. Stride Length [m]	6.1	7.1	7.2	7.1	7.3	7.5	7.4	7.3	7.0	6.9



- [] Ranking at each section and finish
- .-.- No data available at this section
- NA No data available



Horse/Jockey Name	Justice Served
Final Rank	6
Fastest Section Time (Section)	0:11.95 (800m)
Top Speed [km/h] (Section)	63.2 (800m)
Race State	Finished



Aquis Park Gold Coast Poly QLD Professional

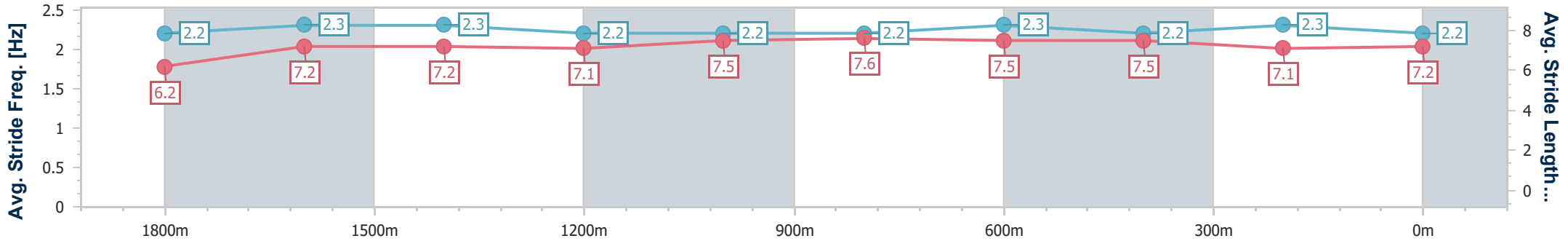
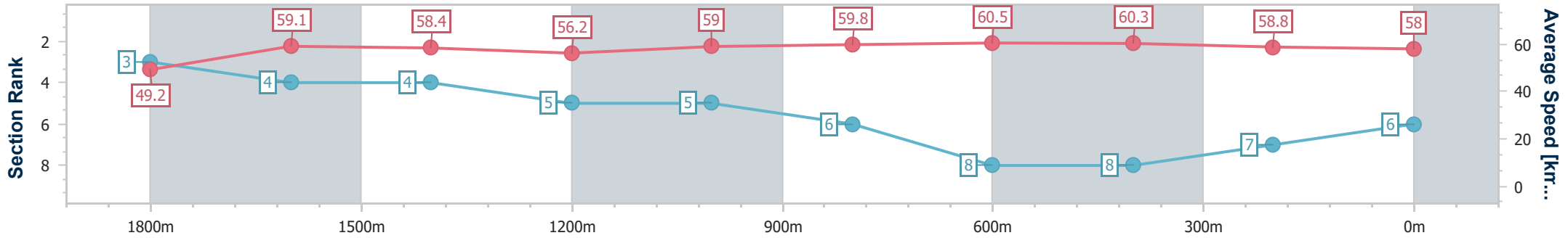
Race 4: THE PACIFIC WEST BM62 Handicap - 2000m



29 March 2025 - 15:11

Track Rating: Synthetic, Weather: Showery, Rail Position: True

Section	Overall	1800m	1600m	1400m	1200m	1000m	800m	600m	400m	200m
Section Times	2:05.04 [6] (0:14.65)	1:50.39 [3] (0:12.22)	1:38.17 [4] (0:12.41)	1:25.76 [4] (0:12.86)	1:12.90 [5] (0:12.20)	1:00.70 [5] (0:12.07)	0:48.63 [6] (0:11.95)	0:36.68 [8] (0:11.99)	0:24.69 [8] (0:12.24)	0:12.45 [7] (0:12.45)
Average Speed [km/h]	49.2	59.1	58.4	56.2	59.0	59.8	60.5	60.3	58.8	58.0
Top Speed [km/h]	58.8	60.0	60.4	57.4	59.7	60.5	63.2	63.0	59.7	59.7
Avg. Dist. to Rail [m]	2.7	1.8	1.6	0.8	0.6	0.6	0.7	0.5	3.7	6.4
Avg. Stride Freq. [Hz]	2.2	2.3	2.3	2.2	2.2	2.2	2.3	2.2	2.3	2.2
Avg. Stride Length [m]	6.2	7.2	7.2	7.1	7.5	7.6	7.5	7.5	7.1	7.2



- [] Ranking at each section and finish
- .-.- No data available at this section
- NA No data available



Horse/Jockey Name	Winston Blue
Final Rank	7
Fastest Section Time (Section)	0:11.77 (800m)
Top Speed [km/h] (Section)	63.7 (800m)
Race State	Finished



Aquis Park Gold Coast Poly QLD Professional

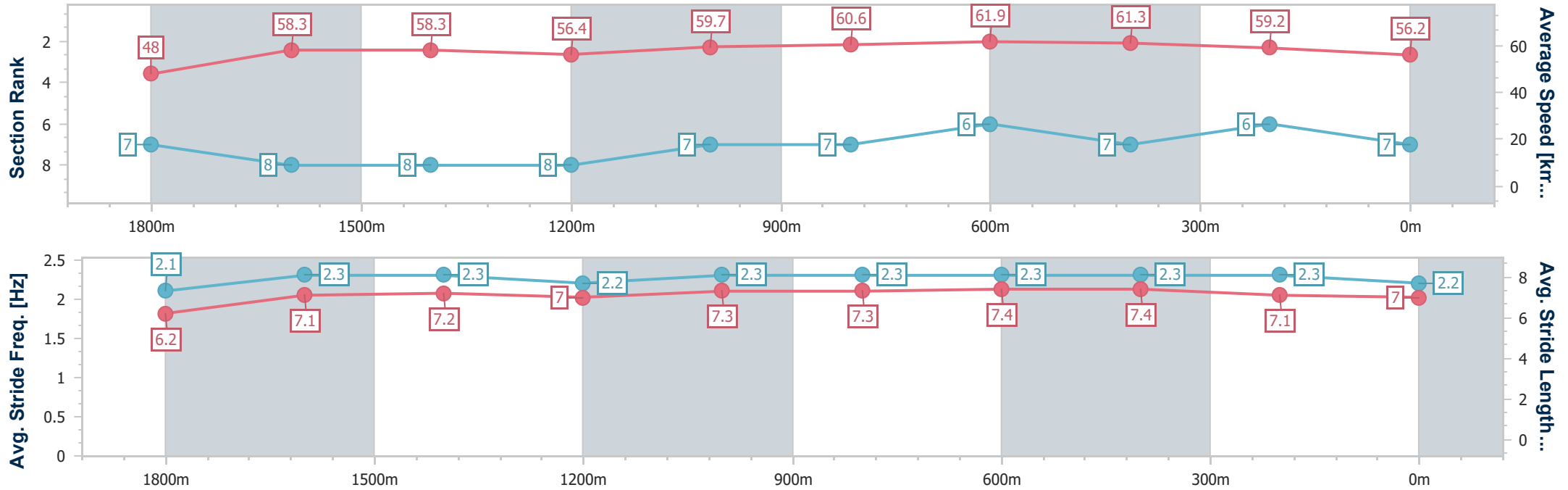
Race 4: THE PACIFIC WEST BM62 Handicap - 2000m



29 March 2025 - 15:11

Track Rating: Synthetic, Weather: Showery, Rail Position: True

Section	Overall	1800m	1600m	1400m	1200m	1000m	800m	600m	400m	200m
Section Times	2:05.35 [7] (0:15.00)	1:50.35 [7] (0:12.39)	1:37.96 [8] (0:12.38)	1:25.58 [8] (0:12.77)	1:12.81 [8] (0:12.08)	1:00.73 [7] (0:11.93)	0:48.80 [7] (0:11.77)	0:37.03 [6] (0:11.97)	0:25.06 [7] (0:12.29)	0:12.77 [6] (0:12.77)
Average Speed [km/h]	48.0	58.3	58.3	56.4	59.7	60.6	61.9	61.3	59.2	56.2
Top Speed [km/h]	58.9	58.8	60.4	58.8	61.7	61.2	63.7	63.1	60.5	58.9
Avg. Dist. to Rail [m]	2.1	0.8	0.7	0.5	1.6	1.6	2.4	3.4	6.3	8.2
Avg. Stride Freq. [Hz]	2.1	2.3	2.3	2.2	2.3	2.3	2.3	2.3	2.3	2.2
Avg. Stride Length [m]	6.2	7.1	7.2	7.0	7.3	7.3	7.4	7.4	7.1	7.0



- [] Ranking at each section and finish
- .-.- No data available at this section
- NA No data available



Horse/Jockey Name	Spanish Fighter
Final Rank	8
Fastest Section Time (Section)	0:11.80 (800m)
Top Speed [km/h] (Section)	61.6 (1600m)
Race State	Finished



Aquis Park Gold Coast Poly QLD Professional

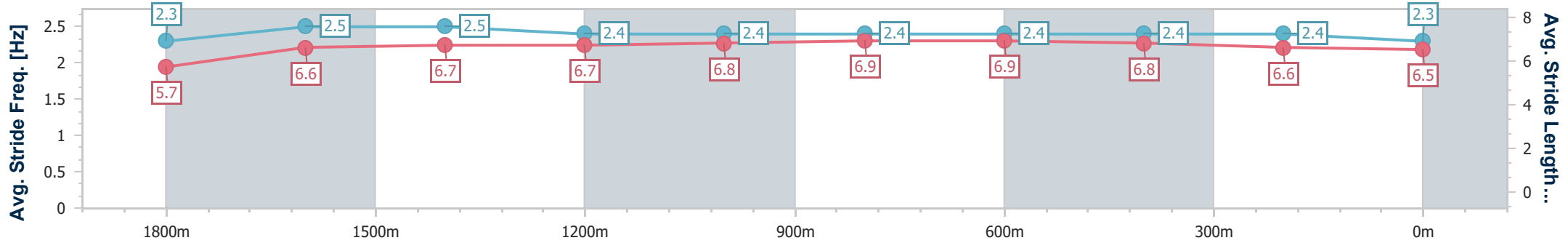
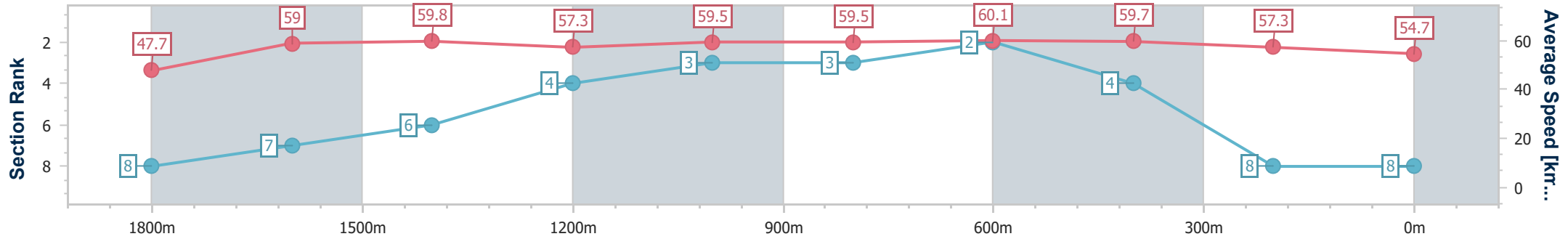
Race 4: THE PACIFIC WEST BM62 Handicap - 2000m



29 March 2025 - 15:11

Track Rating: Synthetic, Weather: Showery, Rail Position: True

Section	Overall	1800m	1600m	1400m	1200m	1000m	800m	600m	400m	200m
Section Times	2:05.92 [8] (0:15.11)	1:50.81 [8] (0:12.27)	1:38.54 [7] (0:12.09)	1:26.45 [6] (0:12.53)	1:13.92 [4] (0:12.10)	1:01.82 [3] (0:12.04)	0:49.78 [3] (0:11.80)	0:37.98 [2] (0:12.05)	0:25.93 [4] (0:12.66)	0:13.27 [8] (0:13.27)
Average Speed [km/h]	47.7	59.0	59.8	57.3	59.5	59.5	60.1	59.7	57.3	54.7
Top Speed [km/h]	58.7	59.6	61.6	58.4	60.7	60.6	61.1	61.6	58.8	56.5
Avg. Dist. to Rail [m]	3.8	2.4	1.1	0.7	0.4	0.5	2.6	1.5	5.2	7.7
Avg. Stride Freq. [Hz]	2.3	2.5	2.5	2.4	2.4	2.4	2.4	2.4	2.4	2.3
Avg. Stride Length [m]	5.7	6.6	6.7	6.7	6.8	6.9	6.9	6.8	6.6	6.5



- [] Ranking at each section and finish
- .-.- No data available at this section
- NA No data available



Aquis Park Gold Coast Poly QLD Professional

Race 5: SALMON STALLION BM65 Handicap - 1540m

29 March 2025 - 15:47



Track Rating: Synthetic, Weather: Showery, Rail Position: True

Section		Overall	1400m	1200m	1000m	800m	600m	400m	Last 600m				
Field Times		1:32.63 (0:10.40)	1:22.23 (0:11.46)	1:10.77 (0:11.50)	0:59.27 (0:11.78)	0:47.49 (0:11.74)	0:35.75 (0:11.62)	0:24.13 (0:12.13)	0:35.75				
Rank	TAB Horse/Jockey	Barrier	Top Speed [km/h]	Fastest Section									Distance Travelled [m]
1	5 SARSEN Adin Thompson	6	64.8 1400m	0:10.84 Overall	1:32.63 [1] (0:10.84)	1:21.79 [6] (0:11.74)	1:10.05 [6] (0:11.69)	0:58.36 [6] (0:11.79)	0:46.57 [7] (0:11.53)	0:35.04 [7] (0:11.53)	0:23.51 [7] (0:11.64)	0:35.04	
2	7 KAREEM Elione Chaves	4	64.4 1400m	0:10.65 Overall	1:32.66 [2] (0:10.65)	1:22.01 [4] (0:11.67)	1:10.34 [5] (0:11.68)	0:58.66 [5] (0:11.89)	0:46.77 [5] (0:11.49)	0:35.28 [5] (0:11.61)	0:23.67 [5] (0:11.76)	0:35.28	+7
3	4 HULKAMANIA Noel Callow	3	64.5 1400m	0:10.56 Overall	1:32.80 [3] (0:10.56)	1:22.24 [3] (0:11.57)	1:10.67 [3] (0:11.67)	0:59.00 [3] (0:11.84)	0:47.16 [3] (0:11.59)	0:35.57 [3] (0:11.64)	0:23.93 [3] (0:11.77)	0:35.57	+6
4	10 HAMILTON BROWN Jack Martin	2	63.6 1400m	0:10.66 Overall	1:32.82 [4] (0:10.66)	1:22.16 [5] (0:11.61)	1:10.55 [4] (0:11.66)	0:58.89 [4] (0:11.78)	0:47.11 [4] (0:11.60)	0:35.51 [4] (0:11.58)	0:23.93 [4] (0:11.91)	0:35.51	-3
5	9 ALL ABOUT ARTIE Jai Williams	5	65.5 1400m	0:10.40 Overall	1:32.88 [5] (0:10.40)	1:22.48 [1] (0:11.62)	1:10.86 [2] (0:11.62)	0:59.24 [2] (0:11.69)	0:47.55 [2] (0:11.73)	0:35.82 [2] (0:11.64)	0:24.18 [2] (0:11.93)	0:35.82	+8
6	2 VIVENZO Olivia Kendal	7	64.7 800m	0:11.26 Overall	1:32.99 [6] (0:11.26)	1:21.73 [7] (0:11.66)	1:10.07 [7] (0:11.56)	0:58.51 [8] (0:11.72)	0:46.79 [8] (0:11.41)	0:35.38 [8] (0:11.65)	0:23.73 [8] (0:11.62)	0:35.38	+4
7	6 VIADELAMORE Samantha Collett	8	65.7 1200m	0:11.24 1200m	1:33.46 [7] (0:11.30)	1:22.16 [8] (0:11.75)	1:10.41 [8] (0:11.24)	0:59.17 [7] (0:11.77)	0:47.40 [6] (0:11.38)	0:36.02 [6] (0:11.58)	0:24.44 [6] (0:11.96)	0:36.02	+13
8	12 BUN IN THE OVEN Colleen Krahn	1	64.4 1400m	0:10.49 Overall	1:34.33 [8] (0:10.49)	1:23.84 [2] (0:11.37)	1:12.47 [1] (0:11.50)	1:00.97 [1] (0:11.78)	0:49.19 [1] (0:11.74)	0:37.45 [1] (0:11.62)	0:25.83 [1] (0:12.45)	0:37.45	+2

Scratched: Silver Warrior (#1), Genetic Freak (#3), Grand Crusader (#8), Sanbano (#11)

[] Ranking at each section and finish
 -:-:- No data available at this section
 NA No data available

SCN Saddle cloth number
 DNF Did not finish
 DNT Did not track



Aquis Park Gold Coast Poly QLD Professional

Race 5: SALMON STALLION BM65 Handicap - 1540m

29 March 2025 - 15:47



Track Rating: Synthetic, Weather: Showery, Rail Position: True

Section							200m			Last 600m
Field Times							0:12.00			0:35.75
							(0:12.00)			
Rank	TAB	Horse/Jockey	Barrier	Top Speed [km/h]	Fastest Section	Margin			Distance Travelled [m]	
1	5	SARSEN Adin Thompson	6	64.8 1400m	0:10.84 Overall	0:11.87 [4] (0:11.87)	1:32.63		0:35.04	
2	7	KAREEM Elione Chaves	4	64.4 1400m	0:10.65 Overall	0:11.91 [3] (0:11.91)	0.2L		0:35.28 +7	
3	4	HULKAMANIA Noel Callow	3	64.5 1400m	0:10.56 Overall	0:12.16 [2] (0:12.16)	1L		0:35.57 +6	
4	10	HAMILTON BROWN Jack Martin	2	63.6 1400m	0:10.66 Overall	0:12.02 [5] (0:12.02)	1.1L		0:35.51 -3	
5	9	ALL ABOUT ARTIE Jai Williams	5	65.5 1400m	0:10.40 Overall	0:12.25 [1] (0:12.25)	1.3L		0:35.82 +8	
6	2	VIVENZO Olivia Kendal	7	64.7 800m	0:11.26 Overall	0:12.11 [6] (0:12.11)	1.8L		0:35.38 +4	
7	6	VIADELAMORE Samantha Collett	8	65.7 1200m	0:11.24 1200m	0:12.48 [8] (0:12.48)	4.6L		0:36.02 +13	
8	12	BUN IN THE OVEN Colleen Krahn	1	64.4 1400m	0:10.49 Overall	0:13.38 [7] (0:13.38)	9.6L		0:37.45 +2	

Scratched: Silver Warrior (#1), Genetic Freak (#3), Grand Crusader (#8), Sanbano (#11)

[] Ranking at each section and finish
 -:-:- No data available at this section
 NA No data available

SCN Saddle cloth number
 DNF Did not finish
 DNT Did not track



Horse/Jockey Name	Sarsen
Final Rank	1
Fastest Section Time (Section)	0:10.84 (Overall)
Top Speed [km/h] (Section)	64.8 (1400m)
Race State	Finished



Aquis Park Gold Coast Poly QLD Professional

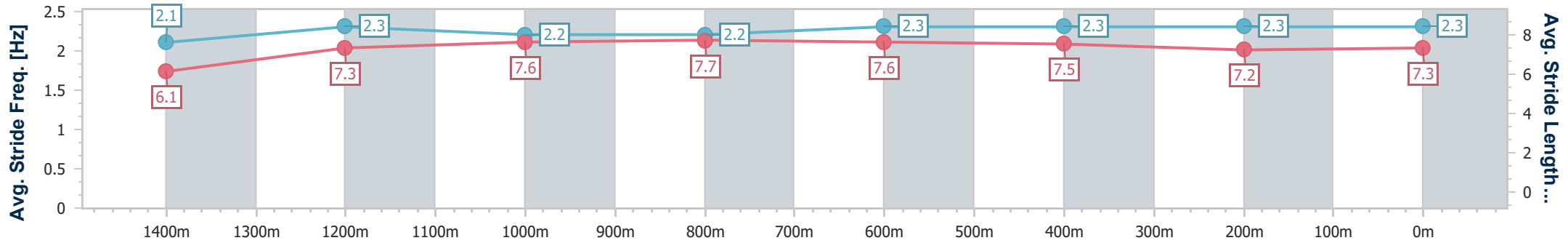
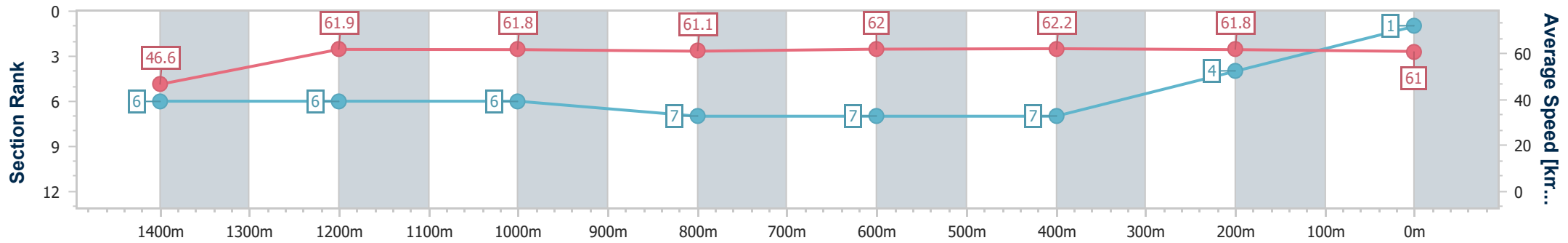
Race 5: SALMON STALLION BM65 Handicap - 1540m



29 March 2025 - 15:47

Track Rating: Synthetic, Weather: Showery, Rail Position: True

Section	Overall	1400m	1200m	1000m	800m	600m	400m	200m
Section Times	1:32.63 [1] (0:10.84)	1:21.79 [6] (0:11.74)	1:10.05 [6] (0:11.69)	0:58.36 [6] (0:11.79)	0:46.57 [7] (0:11.53)	0:35.04 [7] (0:11.53)	0:23.51 [7] (0:11.64)	0:11.87 [4]
Average Speed [km/h]	46.6	61.9	61.8	61.1	62.0	62.2	61.8	61.0
Top Speed [km/h]	59.1	64.8	63.5	62.3	62.9	62.6	62.4	61.8
Avg. Dist. to Rail [m]	7.3	1.1	0.9	0.6	0.6	1.1	0.3	0.9
Avg. Stride Freq. [Hz]	2.1	2.3	2.2	2.2	2.3	2.3	2.3	2.3
Avg. Stride Length [m]	6.1	7.3	7.6	7.7	7.6	7.5	7.2	7.3



- [] Ranking at each section and finish
- .-.- No data available at this section
- NA No data available



Horse/Jockey Name	Kareem
Final Rank	2
Fastest Section Time (Section)	0:10.65 (Overall)
Top Speed [km/h] (Section)	64.4 (1400m)
Race State	Finished



Aquis Park Gold Coast Poly QLD Professional

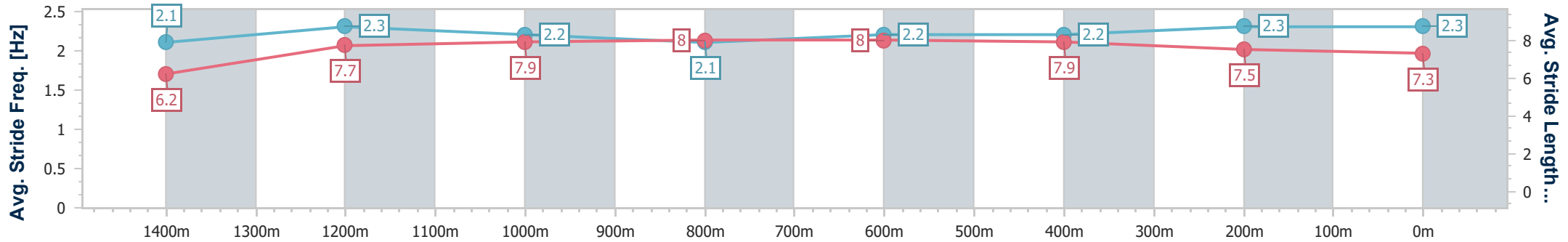
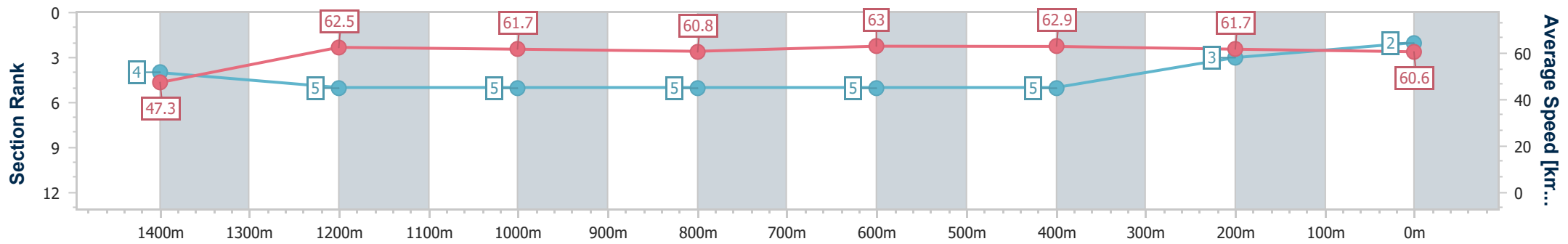
Race 5: SALMON STALLION BM65 Handicap - 1540m



29 March 2025 - 15:47

Track Rating: Synthetic, Weather: Showery, Rail Position: True

Section	Overall	1400m	1200m	1000m	800m	600m	400m	200m
Section Times	1:32.66 [2] (0:10.65)	1:22.01 [4] (0:11.67)	1:10.34 [5] (0:11.68)	0:58.66 [5] (0:11.89)	0:46.77 [5] (0:11.49)	0:35.28 [5] (0:11.61)	0:23.67 [5] (0:11.76)	0:11.91 [3] (0:11.91)
Average Speed [km/h]	47.3	62.5	61.7	60.8	63.0	62.9	61.7	60.6
Top Speed [km/h]	61.2	64.4	62.8	62.2	63.6	63.5	63.3	61.8
Avg. Dist. to Rail [m]	4.9	1.6	2.6	1.8	1.2	2.6	5.5	7.8
Avg. Stride Freq. [Hz]	2.1	2.3	2.2	2.1	2.2	2.2	2.3	2.3
Avg. Stride Length [m]	6.2	7.7	7.9	8.0	8.0	7.9	7.5	7.3



- [] Ranking at each section and finish
- .-.- No data available at this section
- NA No data available



Horse/Jockey Name	Hulkamania
Final Rank	3
Fastest Section Time (Section)	0:10.56 (Overall)
Top Speed [km/h] (Section)	64.5 (1400m)
Race State	Finished



Aquis Park Gold Coast Poly QLD Professional

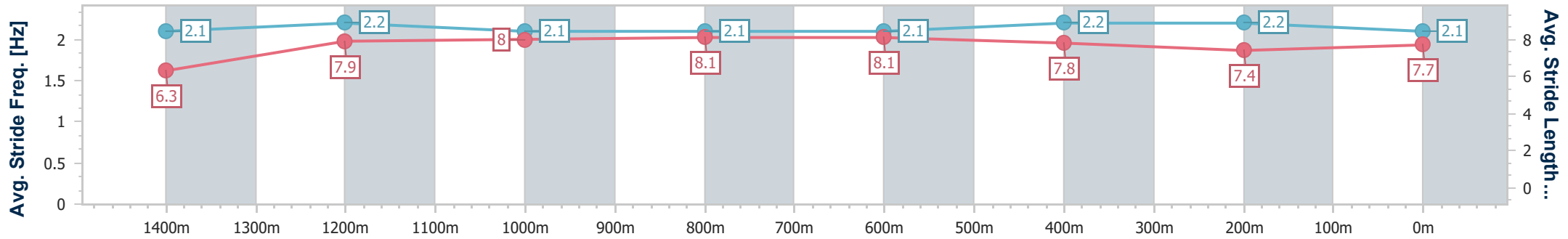
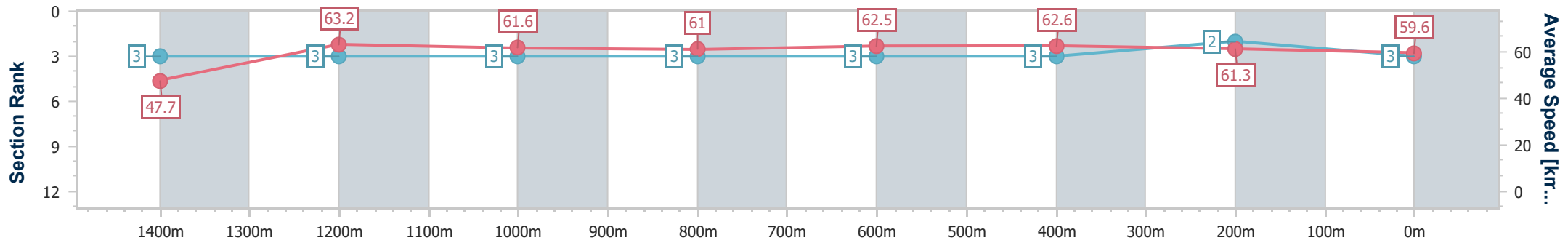
Race 5: SALMON STALLION BM65 Handicap - 1540m



29 March 2025 - 15:47

Track Rating: Synthetic, Weather: Showery, Rail Position: True

Section	Overall	1400m	1200m	1000m	800m	600m	400m	200m
Section Times	1:32.80 [3] (0:10.56)	1:22.24 [3] (0:11.57)	1:10.67 [3] (0:11.67)	0:59.00 [3] (0:11.84)	0:47.16 [3] (0:11.59)	0:35.57 [3] (0:11.64)	0:23.93 [3] (0:11.77)	0:12.16 [2] (0:12.16)
Average Speed [km/h]	47.7	63.2	61.6	61.0	62.5	62.6	61.3	59.6
Top Speed [km/h]	61.9	64.5	62.6	61.9	63.1	63.3	62.7	60.7
Avg. Dist. to Rail [m]	3.8	1.6	1.9	1.1	1.2	1.9	3.6	4.5
Avg. Stride Freq. [Hz]	2.1	2.2	2.1	2.1	2.1	2.2	2.2	2.1
Avg. Stride Length [m]	6.3	7.9	8.0	8.1	8.1	7.8	7.4	7.7



- [] Ranking at each section and finish
- .-.- No data available at this section
- NA No data available



Horse/Jockey Name	Hamilton Brown
Final Rank	4
Fastest Section Time (Section)	0:10.66 (Overall)
Top Speed [km/h] (Section)	63.6 (1400m)
Race State	Finished



Aquis Park Gold Coast Poly QLD Professional

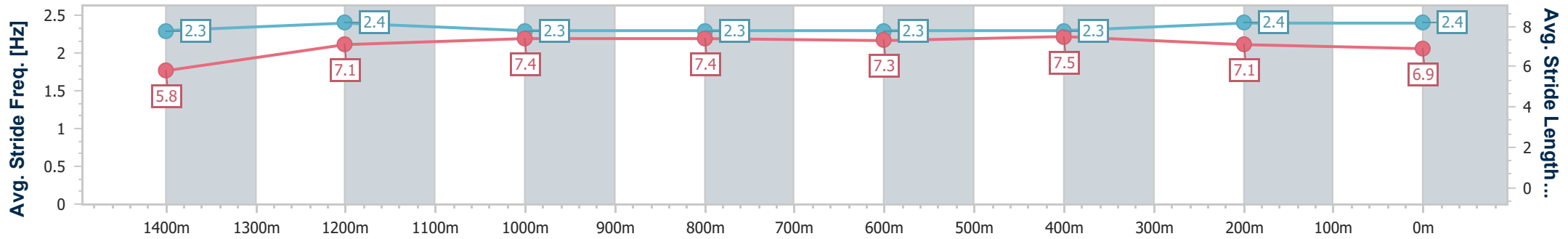
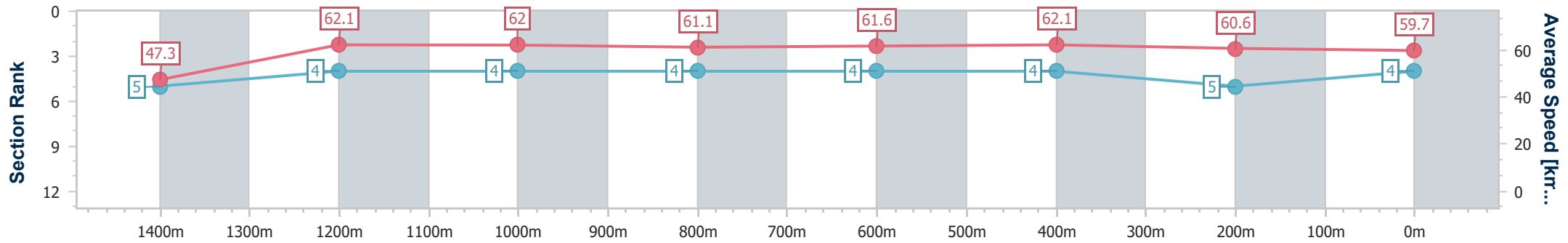
Race 5: SALMON STALLION BM65 Handicap - 1540m



29 March 2025 - 15:47

Track Rating: Synthetic, Weather: Showery, Rail Position: True

Section	Overall	1400m	1200m	1000m	800m	600m	400m	200m
Section Times	1:32.82 [4] (0:10.66)	1:22.16 [5] (0:11.61)	1:10.55 [4] (0:11.66)	0:58.89 [4] (0:11.78)	0:47.11 [4] (0:11.60)	0:35.51 [4] (0:11.58)	0:23.93 [4] (0:11.91)	0:12.02 [5] (0:12.02)
Average Speed [km/h]	47.3	62.1	62.0	61.1	61.6	62.1	60.6	59.7
Top Speed [km/h]	61.6	63.6	62.2	62.1	62.3	63.0	61.4	61.0
Avg. Dist. to Rail [m]	3.5	0.7	0.3	0.3	1.3	0.9	2.2	2.6
Avg. Stride Freq. [Hz]	2.3	2.4	2.3	2.3	2.3	2.3	2.4	2.4
Avg. Stride Length [m]	5.8	7.1	7.4	7.4	7.3	7.5	7.1	6.9



- [] Ranking at each section and finish
- .-.- No data available at this section
- NA No data available



Horse/Jockey Name	All About Artie
Final Rank	5
Fastest Section Time (Section)	0:10.40 (Overall)
Top Speed [km/h] (Section)	65.5 (1400m)
Race State	Finished



Aquis Park Gold Coast Poly QLD Professional

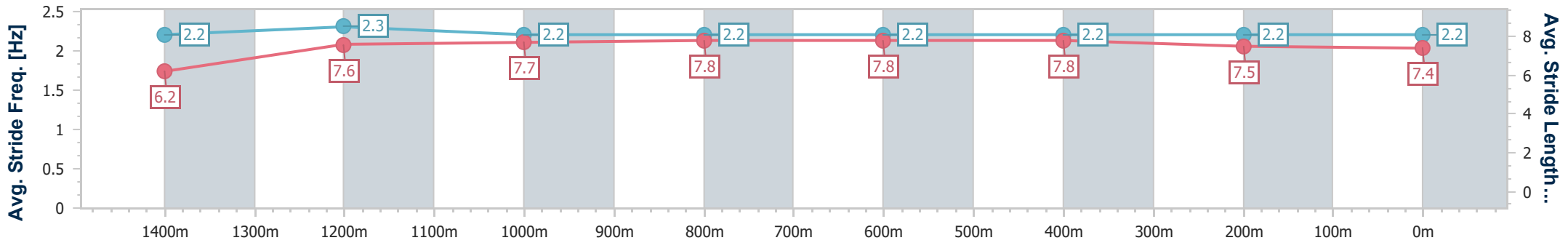
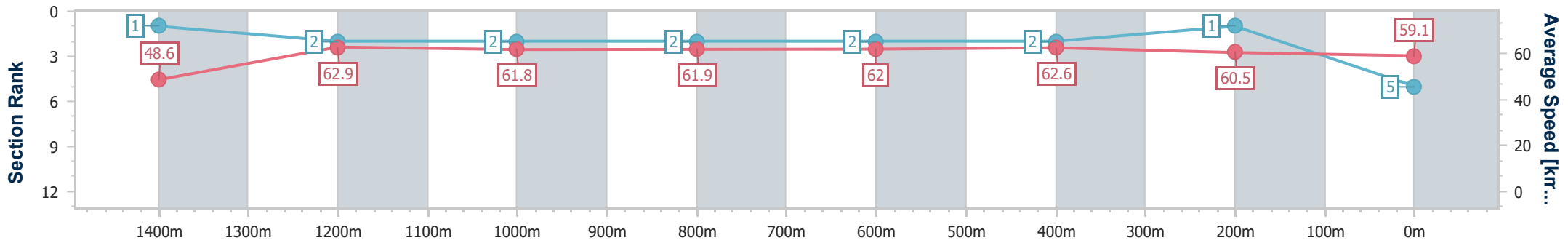
Race 5: SALMON STALLION BM65 Handicap - 1540m



29 March 2025 - 15:47

Track Rating: Synthetic, Weather: Showery, Rail Position: True

Section	Overall	1400m	1200m	1000m	800m	600m	400m	200m
Section Times	1:32.88 [5] (0:10.40)	1:22.48 [1] (0:11.62)	1:10.86 [2] (0:11.62)	0:59.24 [2] (0:11.69)	0:47.55 [2] (0:11.73)	0:35.82 [2] (0:11.64)	0:24.18 [2] (0:11.93)	0:12.25 [1] (0:12.25)
Average Speed [km/h]	48.6	62.9	61.8	61.9	62.0	62.6	60.5	59.1
Top Speed [km/h]	63.3	65.5	63.0	63.6	62.4	63.4	62.0	59.6
Avg. Dist. to Rail [m]	7.2	1.9	1.6	1.6	1.6	2.0	2.7	3.8
Avg. Stride Freq. [Hz]	2.2	2.3	2.2	2.2	2.2	2.2	2.2	2.2
Avg. Stride Length [m]	6.2	7.6	7.7	7.8	7.8	7.8	7.5	7.4



- [] Ranking at each section and finish
- .-.- No data available at this section
- NA No data available



Horse/Jockey Name	Vivenzo
Final Rank	6
Fastest Section Time (Section)	0:11.26 (Overall)
Top Speed [km/h] (Section)	64.7 (800m)
Race State	Finished



Aquis Park Gold Coast Poly QLD Professional

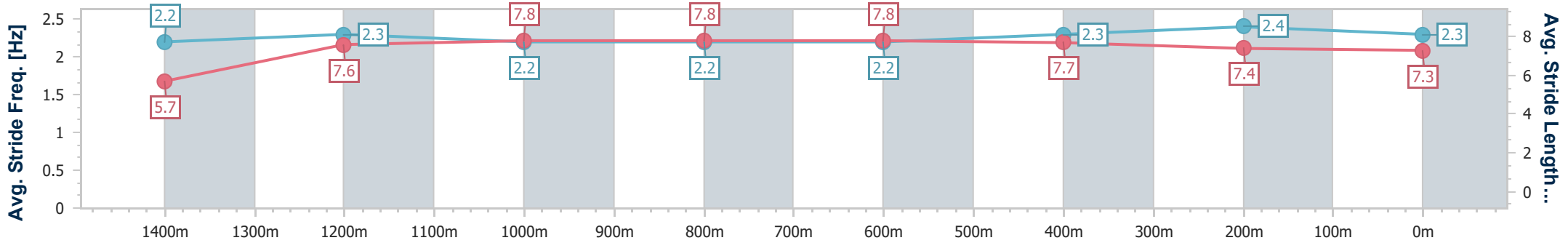
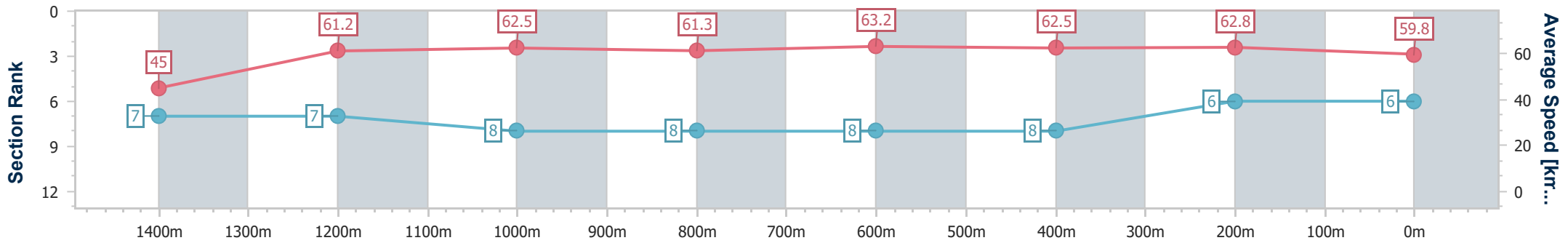
Race 5: SALMON STALLION BM65 Handicap - 1540m



29 March 2025 - 15:47

Track Rating: Synthetic, Weather: Showery, Rail Position: True

Section	Overall	1400m	1200m	1000m	800m	600m	400m	200m
Section Times	1:32.99 [6] (0:11.26)	1:21.73 [7] (0:11.66)	1:10.07 [7] (0:11.56)	0:58.51 [8] (0:11.72)	0:46.79 [8] (0:11.41)	0:35.38 [8] (0:11.65)	0:23.73 [8] (0:11.62)	0:12.11 [6] (0:12.11)
Average Speed [km/h]	45.0	61.2	62.5	61.3	63.2	62.5	62.8	59.8
Top Speed [km/h]	60.4	63.6	63.7	62.1	64.7	63.3	63.3	61.5
Avg. Dist. to Rail [m]	6.6	0.9	0.6	0.1	0.8	2.1	6.5	8.1
Avg. Stride Freq. [Hz]	2.2	2.3	2.2	2.2	2.2	2.3	2.4	2.3
Avg. Stride Length [m]	5.7	7.6	7.8	7.8	7.8	7.7	7.4	7.3



- [] Ranking at each section and finish
- .-.- No data available at this section
- NA No data available



Horse/Jockey Name	Viadelamore
Final Rank	7
Fastest Section Time (Section)	0:11.24 (1200m)
Top Speed [km/h] (Section)	65.7 (1200m)
Race State	Finished



Aquis Park Gold Coast Poly QLD Professional

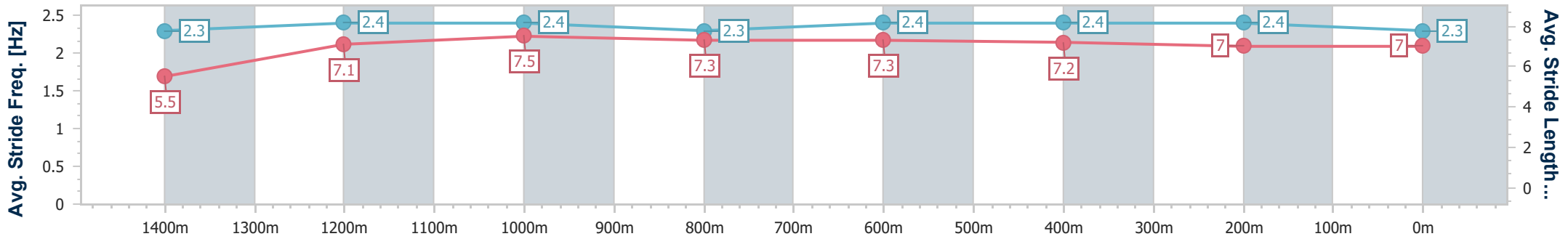
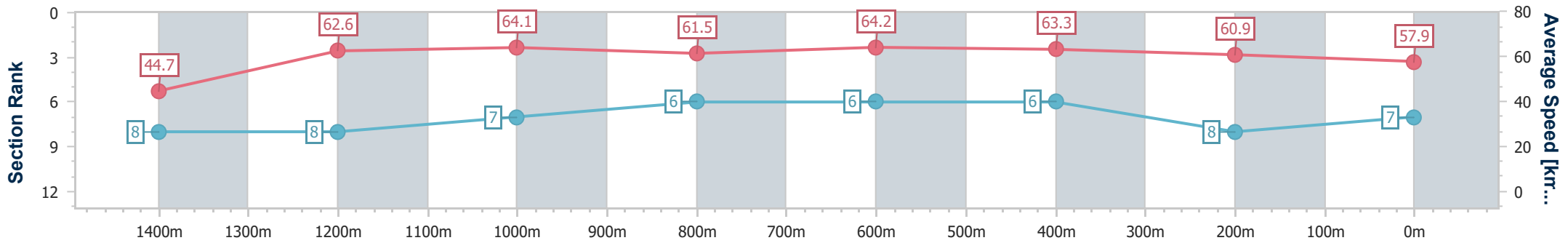
Race 5: SALMON STALLION BM65 Handicap - 1540m



29 March 2025 - 15:47

Track Rating: Synthetic, Weather: Showery, Rail Position: True

Section	Overall	1400m	1200m	1000m	800m	600m	400m	200m
Section Times	1:33.46 [7] (0:11.30)	1:22.16 [8] (0:11.75)	1:10.41 [8] (0:11.24)	0:59.17 [7] (0:11.77)	0:47.40 [6] (0:11.38)	0:36.02 [6] (0:11.58)	0:24.44 [6] (0:11.96)	0:12.48 [8] (0:12.48)
Average Speed [km/h]	44.7	62.6	64.1	61.5	64.2	63.3	60.9	57.9
Top Speed [km/h]	60.4	65.0	65.7	62.4	64.7	64.6	62.5	59.0
Avg. Dist. to Rail [m]	8.9	3.0	2.6	1.9	2.7	3.5	5.6	7.4
Avg. Stride Freq. [Hz]	2.3	2.4	2.4	2.3	2.4	2.4	2.4	2.3
Avg. Stride Length [m]	5.5	7.1	7.5	7.3	7.3	7.2	7.0	7.0



- [] Ranking at each section and finish
- .-.- No data available at this section
- NA No data available



Horse/Jockey Name	Bun In The Oven
Final Rank	8
Fastest Section Time (Section)	0:10.49 (Overall)
Top Speed [km/h] (Section)	64.4 (1400m)
Race State	Finished



Aquis Park Gold Coast Poly QLD Professional

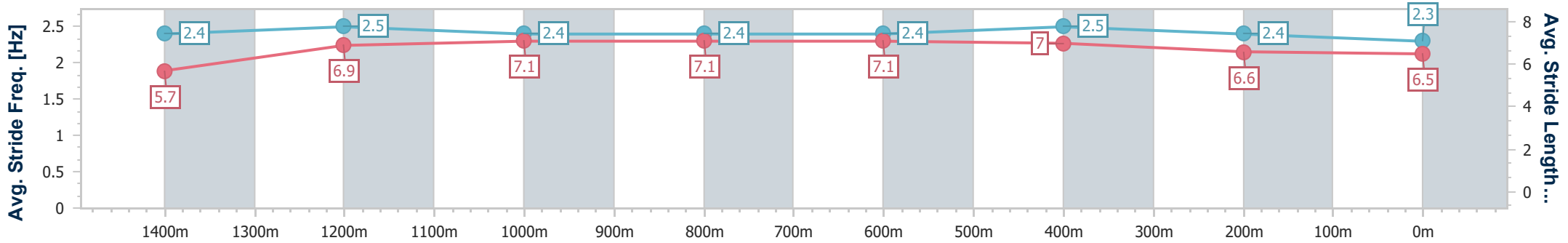
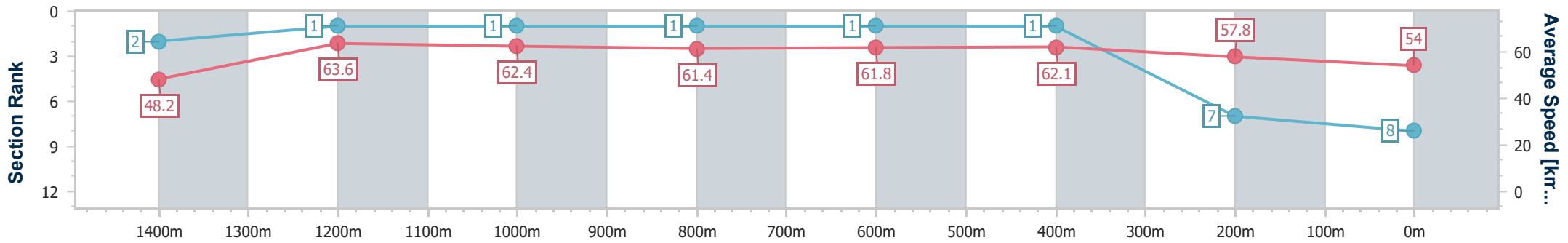
Race 5: SALMON STALLION BM65 Handicap - 1540m



29 March 2025 - 15:47

Track Rating: Synthetic, Weather: Showery, Rail Position: True

Section	Overall	1400m	1200m	1000m	800m	600m	400m	200m
Section Times	1:34.33 [8] (0:10.49)	1:23.84 [2] (0:11.37)	1:12.47 [1] (0:11.50)	1:00.97 [1] (0:11.78)	0:49.19 [1] (0:11.74)	0:37.45 [1] (0:11.62)	0:25.83 [1] (0:12.45)	0:13.38 [7] (0:13.38)
Average Speed [km/h]	48.2	63.6	62.4	61.4	61.8	62.1	57.8	54.0
Top Speed [km/h]	64.1	64.4	63.2	61.8	62.4	63.2	60.3	57.4
Avg. Dist. to Rail [m]	1.6	0.5	1.9	1.5	1.0	0.5	0.9	3.1
Avg. Stride Freq. [Hz]	2.4	2.5	2.4	2.4	2.4	2.5	2.4	2.3
Avg. Stride Length [m]	5.7	6.9	7.1	7.1	7.1	7.0	6.6	6.5



- [] Ranking at each section and finish
- .-.- No data available at this section
- NA No data available

Track Rating: Synthetic, Weather: Showery, Rail Position: True

Section													Last 600m	
Field Times		Overall	1000m	800m	600m	400m	200m						0:33.79	
		0:59.96 (0:04.85)	0:55.11 (0:10.81)	0:44.30 (0:10.51)	0:33.79 (0:10.64)	0:23.15 (0:11.30)	0:11.85 (0:11.85)							
Rank	TAB	Horse/Jockey	Barrier	Top Speed [km/h]	Fastest Section							Margin	Distance Travelled [m]	
1	2	BATTLE OF VIENNA Noel Callow	8	70.1 800m	0:04.98 Overall	0:59.96 [1] (0:04.98)	0:54.98 [5] (0:11.00)	0:43.98 [6] (0:10.52)	0:33.46 [5] (0:10.65)	0:22.81 [5] (0:11.12)	0:11.69 [2] (0:11.69)	0:59.96	0:33.46	
2	11	ZOUTHUR Nozi Tomizawa	3	70.4 600m	0:04.85 Overall	1:00.44 [2] (0:04.85)	0:55.59 [1] (0:10.87)	0:44.72 [2] (0:10.58)	0:34.14 [3] (0:10.75)	0:23.39 [3] (0:11.48)	0:11.91 [4] (0:11.91)	2.8L	0:34.14 +4	
3	1	I AM VOODOO Liv O'Donnell	2	70.1 1000m	0:04.88 Overall	1:00.45 [3] (0:04.88)	0:55.57 [2] (0:10.78)	0:44.79 [1] (0:10.51)	0:34.28 [1] (0:10.64)	0:23.64 [1] (0:11.30)	0:12.34 [1] (0:12.34)	2.9L	0:34.28 -3	
4	8	ALBION SQUARE Colleen Krahn	4	70.1 800m	0:04.96 Overall	1:00.53 [4] (0:04.96)	0:55.57 [4] (0:11.20)	0:44.37 [8] (0:10.41)	0:33.96 [7] (0:10.76)	0:23.20 [7] (0:11.24)	0:11.96 [6] (0:11.96)	3.4L	0:33.96 +2	
5	4	GRAND CRUSADER Jai Williams	10	71.2 800m	0:05.12 Overall	1:00.54 [5] (0:05.12)	0:55.42 [7] (0:10.83)	0:44.59 [4] (0:10.42)	0:34.17 [4] (0:10.70)	0:23.47 [4] (0:11.36)	0:12.11 [3] (0:12.11)	3.5L	0:34.17 +6	
6	5	PANGAEA Elione Chaves	1	69.8 600m	0:05.06 Overall	1:00.68 [6] (0:05.06)	0:55.62 [6] (0:10.92)	0:44.70 [5] (0:10.60)	0:34.10 [8] (0:10.84)	0:23.26 [8] (0:11.30)	0:11.96 [8] (0:11.96)	4.3L	0:34.10 -5	
7	3	TE PANI Brandon Lerena	9	70.9 800m	0:04.93 Overall	1:00.89 [7] (0:04.93)	0:55.96 [3] (0:10.86)	0:45.10 [3] (0:10.43)	0:34.67 [2] (0:10.70)	0:23.97 [2] (0:11.61)	0:12.36 [4] (0:12.36)	5.3L	0:34.67 +2	
8	6	RUSSIAN DIVA Micheal Hellyer	7	71.8 800m	0:05.28 Overall	1:00.96 [8] (0:05.28)	0:55.68 [10] (0:10.85)	0:44.83 [7] (0:10.40)	0:34.43 [6] (0:10.79)	0:23.64 [6] (0:11.39)	0:12.25 [7] (0:12.25)	5.6L	0:34.43 +7	
9	10	REIGN OF POWER Jace McMurray	6	71.2 600m	0:05.19 Overall	1:01.35 [9] (0:05.19)	0:56.16 [8] (0:11.12)	0:45.04 [9] (0:10.63)	0:34.41 [10] (0:10.59)	0:23.82 [9] (0:11.32)	0:12.50 [9] (0:12.50)	7.9L	0:34.41 +0	
10	12	ICY ISEA Sariah Champkin	5	69.4 800m	0:05.20 Overall	1:01.50 [10] (0:05.20)	0:56.30 [9] (0:11.18)	0:45.12 [10] (0:10.56)	0:34.56 [9] (0:10.85)	0:23.71 [10] (0:11.46)	0:12.25 [10] (0:12.25)	8.7L	0:34.56 +0	

Scratched: Platinum Gift (#7), Count Nicholas (#9)



Horse/Jockey Name	Battle Of Vienna
Final Rank	1
Fastest Section Time (Section)	0:04.98 (Overall)
Top Speed [km/h] (Section)	70.1 (800m)
Race State	Finished



Aquis Park Gold Coast Poly QLD Professional

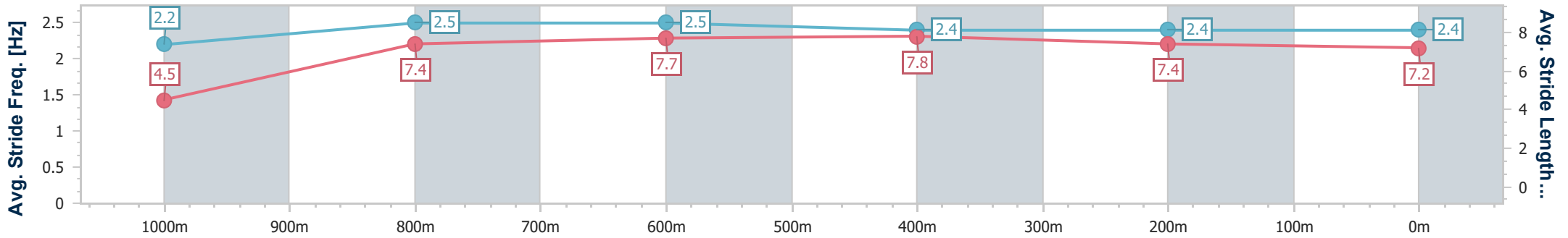
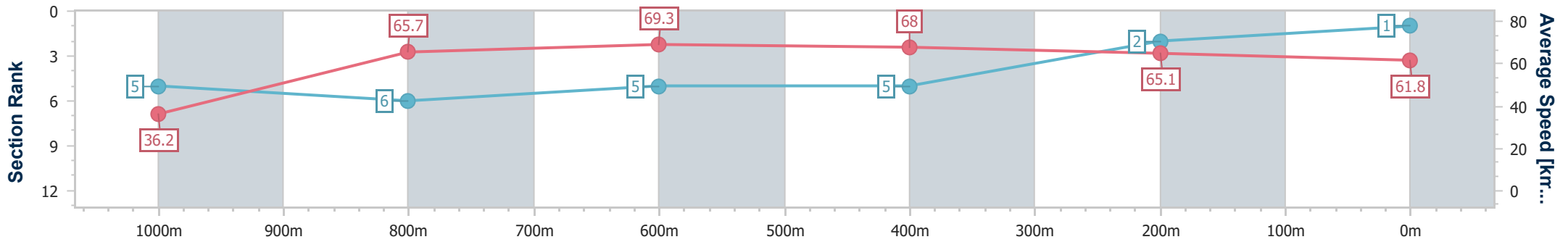
Race 6: THE LUMP BM62 Handicap - 1050m

29 March 2025 - 16:28

Track Rating: Synthetic, Weather: Showery, Rail Position: True



Section	Overall	1000m	800m	600m	400m	200m
Section Times	0:59.96 [1] (0:04.98)	0:54.98 [5] (0:11.00)	0:43.98 [6] (0:10.52)	0:33.46 [5] (0:10.65)	0:22.81 [5] (0:11.12)	0:11.69 [2] (0:11.69)
Average Speed [km/h]	36.2	65.7	69.3	68.0	65.1	61.8
Top Speed [km/h]	55.5	69.0	70.1	70.0	65.7	64.0
Avg. Dist. to Rail [m]	7.2	2.3	2.4	1.4	2.4	2.9
Avg. Stride Freq. [Hz]	2.2	2.5	2.5	2.4	2.4	2.4
Avg. Stride Length [m]	4.5	7.4	7.7	7.8	7.4	7.2



- [] Ranking at each section and finish
- .-.- No data available at this section
- NA No data available



Horse/Jockey Name	Zouthur
Final Rank	2
Fastest Section Time (Section)	0:04.85 (Overall)
Top Speed [km/h] (Section)	70.4 (600m)
Race State	Finished



Aquis Park Gold Coast Poly QLD Professional

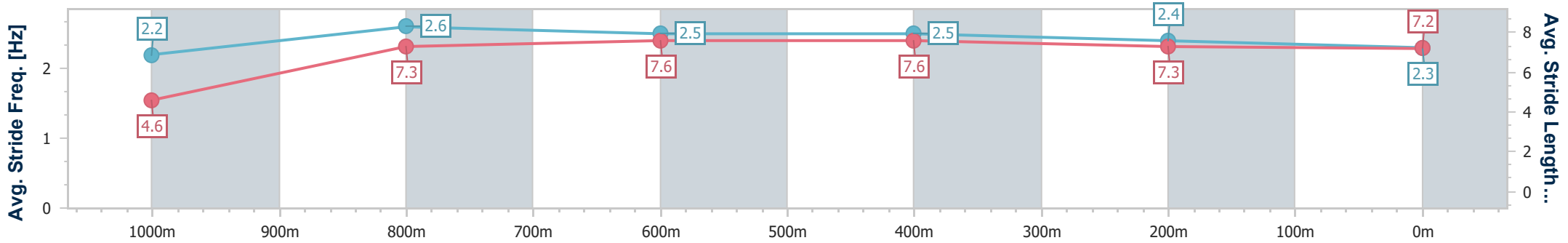
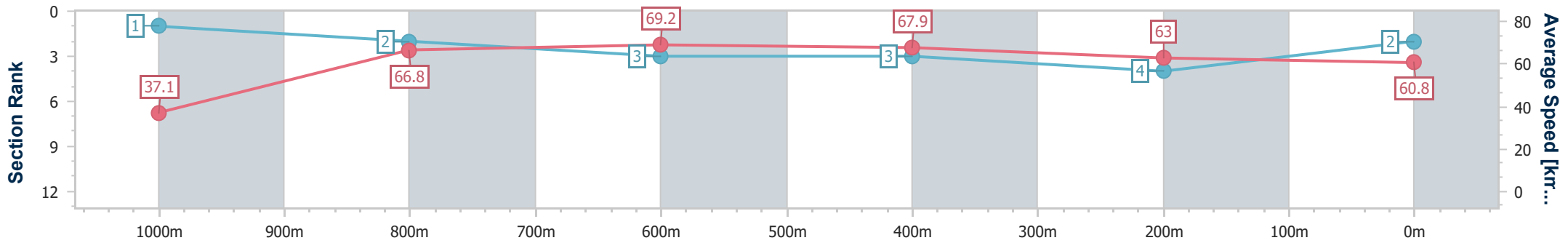
Race 6: THE LUMP BM62 Handicap - 1050m

29 March 2025 - 16:28

Track Rating: Synthetic, Weather: Showery, Rail Position: True



Section	Overall	1000m	800m	600m	400m	200m
Section Times	1:00.44 [2] (0:04.85)	0:55.59 [1] (0:10.87)	0:44.72 [2] (0:10.58)	0:34.14 [3] (0:10.75)	0:23.39 [3] (0:11.48)	0:11.91 [4]
Average Speed [km/h]	37.1	66.8	69.2	67.9	63.0	60.8
Top Speed [km/h]	57.0	69.2	69.9	70.4	64.3	63.2
Avg. Dist. to Rail [m]	3.2	2.5	3.5	2.8	2.2	2.9
Avg. Stride Freq. [Hz]	2.2	2.6	2.5	2.5	2.4	2.3
Avg. Stride Length [m]	4.6	7.3	7.6	7.6	7.3	7.2



- [] Ranking at each section and finish
- .-.- No data available at this section
- NA No data available



Horse/Jockey Name	I Am Voodoo
Final Rank	3
Fastest Section Time (Section)	0:04.88 (Overall)
Top Speed [km/h] (Section)	70.1 (1000m)
Race State	Finished



Aquis Park Gold Coast Poly QLD Professional

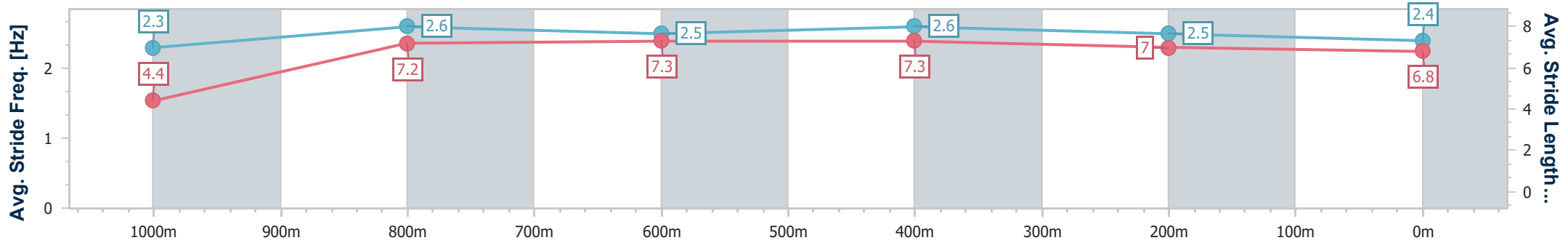
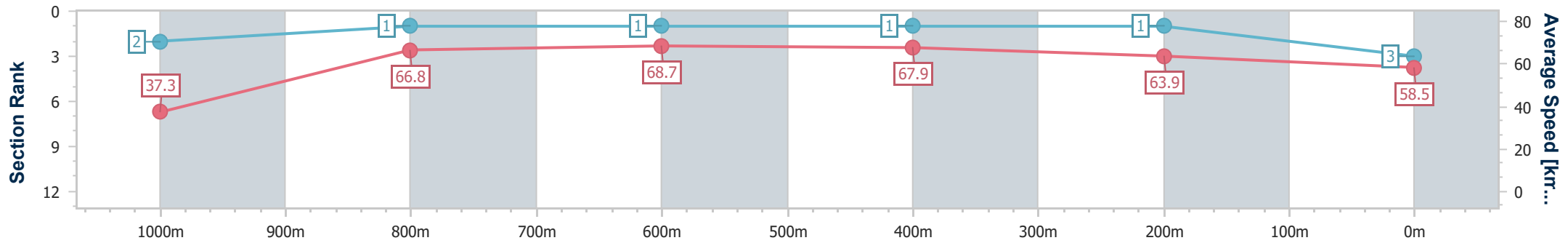
Race 6: THE LUMP BM62 Handicap - 1050m

29 March 2025 - 16:28

Track Rating: Synthetic, Weather: Showery, Rail Position: True



Section	Overall	1000m	800m	600m	400m	200m
Section Times	1:00.45 [3] (0:04.88)	0:55.57 [2] (0:10.78)	0:44.79 [1] (0:10.51)	0:34.28 [1] (0:10.64)	0:23.64 [1] (0:11.30)	0:12.34 [1] (0:12.34)
Average Speed [km/h]	37.3	66.8	68.7	67.9	63.9	58.5
Top Speed [km/h]	57.9	70.1	69.4	69.8	65.3	62.7
Avg. Dist. to Rail [m]	2.5	1.0	0.5	0.6	1.5	2.8
Avg. Stride Freq. [Hz]	2.3	2.6	2.5	2.6	2.5	2.4
Avg. Stride Length [m]	4.4	7.2	7.3	7.3	7.0	6.8



- [] Ranking at each section and finish
- .-.- No data available at this section
- NA No data available



Horse/Jockey Name	Albion Square
Final Rank	4
Fastest Section Time (Section)	0:04.96 (Overall)
Top Speed [km/h] (Section)	70.1 (800m)
Race State	Finished



Aquis Park Gold Coast Poly QLD Professional

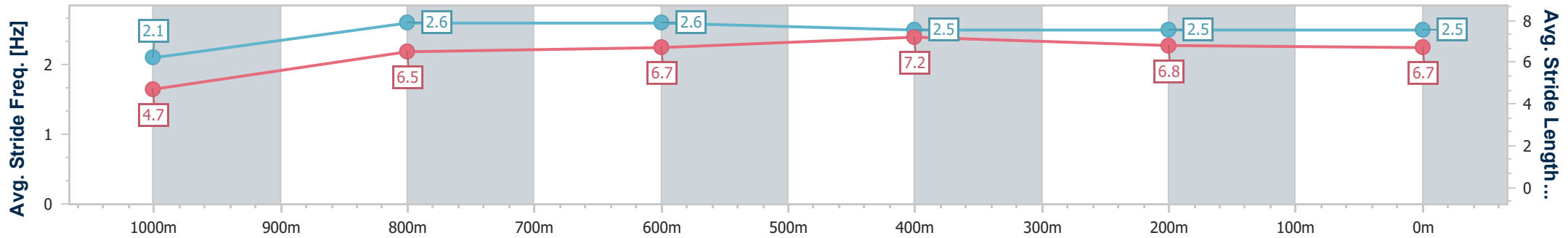
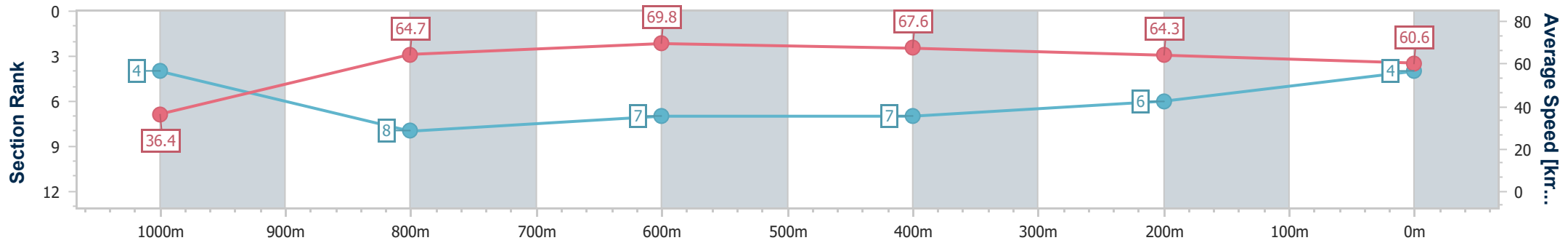
Race 6: THE LUMP BM62 Handicap - 1050m

29 March 2025 - 16:28

Track Rating: Synthetic, Weather: Showery, Rail Position: True



Section	Overall	1000m	800m	600m	400m	200m
Section Times	1:00.53 [4] (0:04.96)	0:55.57 [4] (0:11.20)	0:44.37 [8] (0:10.41)	0:33.96 [7] (0:10.76)	0:23.20 [7] (0:11.24)	0:11.96 [6] (0:11.96)
Average Speed [km/h]	36.4	64.7	69.8	67.6	64.3	60.6
Top Speed [km/h]	53.3	69.8	70.1	69.9	65.9	62.3
Avg. Dist. to Rail [m]	4.4	2.3	2.1	1.8	3.8	7.7
Avg. Stride Freq. [Hz]	2.1	2.6	2.6	2.5	2.5	2.5
Avg. Stride Length [m]	4.7	6.5	6.7	7.2	6.8	6.7



- [] Ranking at each section and finish
- .-.- No data available at this section
- NA No data available



Horse/Jockey Name	Grand Crusader
Final Rank	5
Fastest Section Time (Section)	0:05.12 (Overall)
Top Speed [km/h] (Section)	71.2 (800m)
Race State	Finished



Aquis Park Gold Coast Poly QLD Professional

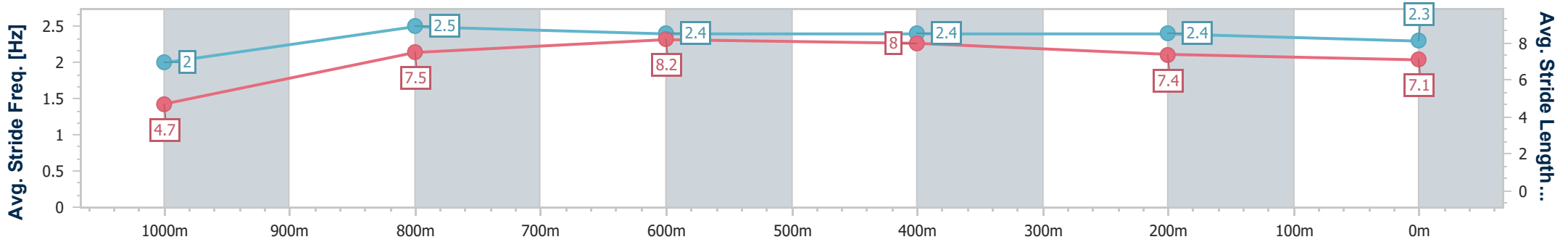
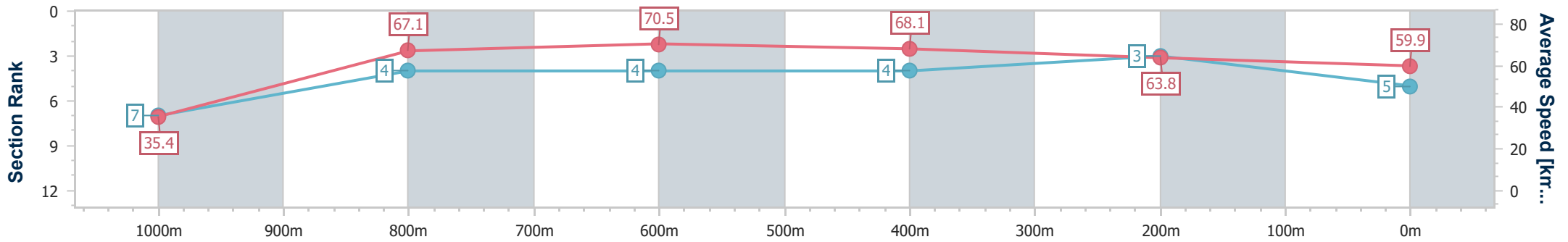
Race 6: THE LUMP BM62 Handicap - 1050m

29 March 2025 - 16:28

Track Rating: Synthetic, Weather: Showery, Rail Position: True



Section	Overall	1000m	800m	600m	400m	200m
Section Times	1:00.54 [5] (0:05.12)	0:55.42 [7] (0:10.83)	0:44.59 [4] (0:10.42)	0:34.17 [4] (0:10.70)	0:23.47 [4] (0:11.36)	0:12.11 [3] (0:12.11)
Average Speed [km/h]	35.4	67.1	70.5	68.1	63.8	59.9
Top Speed [km/h]	56.5	71.1	71.2	70.1	65.7	61.7
Avg. Dist. to Rail [m]	9.8	6.4	2.9	2.6	4.3	6.1
Avg. Stride Freq. [Hz]	2.0	2.5	2.4	2.4	2.4	2.3
Avg. Stride Length [m]	4.7	7.5	8.2	8.0	7.4	7.1



- [] Ranking at each section and finish
- .-.- No data available at this section
- NA No data available



Horse/Jockey Name	Pangaea
Final Rank	6
Fastest Section Time (Section)	0:05.06 (Overall)
Top Speed [km/h] (Section)	69.8 (600m)
Race State	Finished



Aquis Park Gold Coast Poly QLD Professional

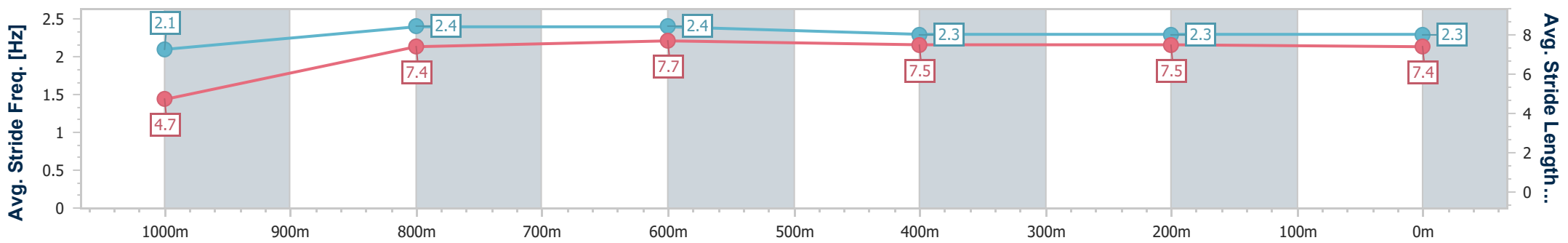
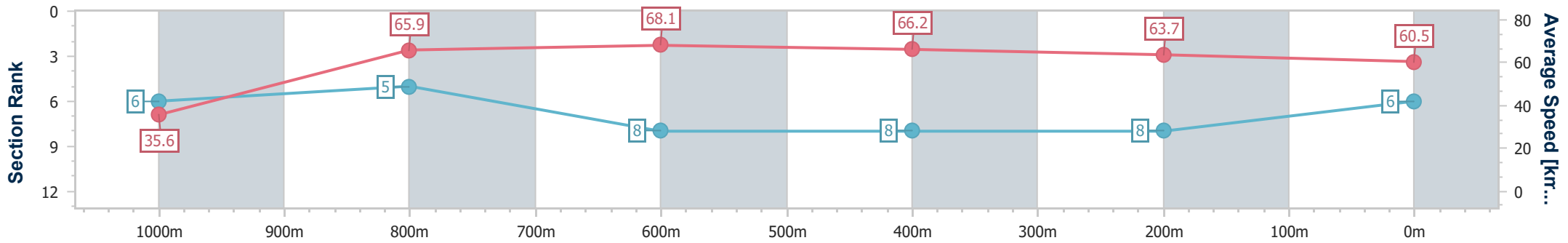
Race 6: THE LUMP BM62 Handicap - 1050m

29 March 2025 - 16:28

Track Rating: Synthetic, Weather: Showery, Rail Position: True



Section	Overall	1000m	800m	600m	400m	200m
Section Times	1:00.68 [6] (0:05.06)	0:55.62 [6] (0:10.92)	0:44.70 [5] (0:10.60)	0:34.10 [8] (0:10.84)	0:23.26 [8] (0:11.30)	0:11.96 [8] (0:11.96)
Average Speed [km/h]	35.6	65.9	68.1	66.2	63.7	60.5
Top Speed [km/h]	55.6	69.1	69.4	69.8	64.2	62.7
Avg. Dist. to Rail [m]	1.9	0.8	0.4	0.8	0.4	0.6
Avg. Stride Freq. [Hz]	2.1	2.4	2.4	2.3	2.3	2.3
Avg. Stride Length [m]	4.7	7.4	7.7	7.5	7.5	7.4



- [] Ranking at each section and finish
- .-.- No data available at this section
- NA No data available



Horse/Jockey Name	Te Pani
Final Rank	7
Fastest Section Time (Section)	0:04.93 (Overall)
Top Speed [km/h] (Section)	70.9 (800m)
Race State	Finished



Aquis Park Gold Coast Poly QLD Professional

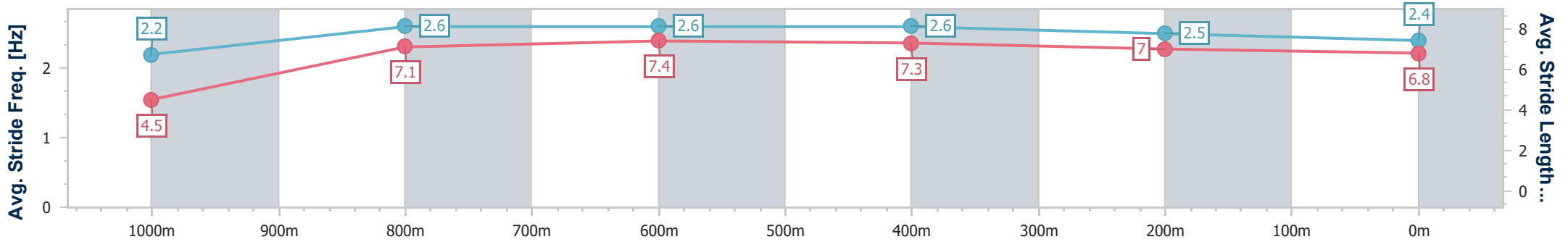
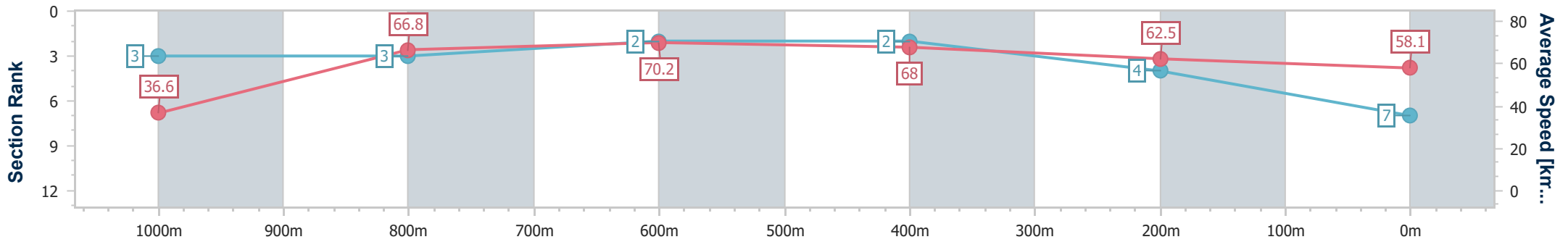
Race 6: THE LUMP BM62 Handicap - 1050m

29 March 2025 - 16:28

Track Rating: Synthetic, Weather: Showery, Rail Position: True



Section	Overall	1000m	800m	600m	400m	200m
Section Times	1:00.89 [7] (0:04.93)	0:55.96 [3] (0:10.86)	0:45.10 [3] (0:10.43)	0:34.67 [2] (0:10.70)	0:23.97 [2] (0:11.61)	0:12.36 [4] (0:12.36)
Average Speed [km/h]	36.6	66.8	70.2	68.0	62.5	58.1
Top Speed [km/h]	57.1	69.9	70.9	70.4	65.2	60.4
Avg. Dist. to Rail [m]	8.6	4.6	2.6	2.1	4.6	5.7
Avg. Stride Freq. [Hz]	2.2	2.6	2.6	2.6	2.5	2.4
Avg. Stride Length [m]	4.5	7.1	7.4	7.3	7.0	6.8



- [] Ranking at each section and finish
- .-.- No data available at this section
- NA No data available



Horse/Jockey Name	Russian Diva
Final Rank	8
Fastest Section Time (Section)	0:05.28 (Overall)
Top Speed [km/h] (Section)	71.8 (800m)
Race State	Finished



Aquis Park Gold Coast Poly QLD Professional

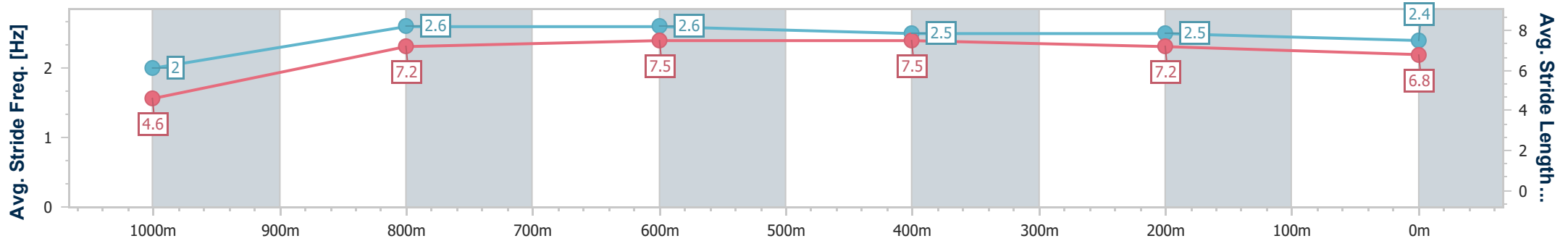
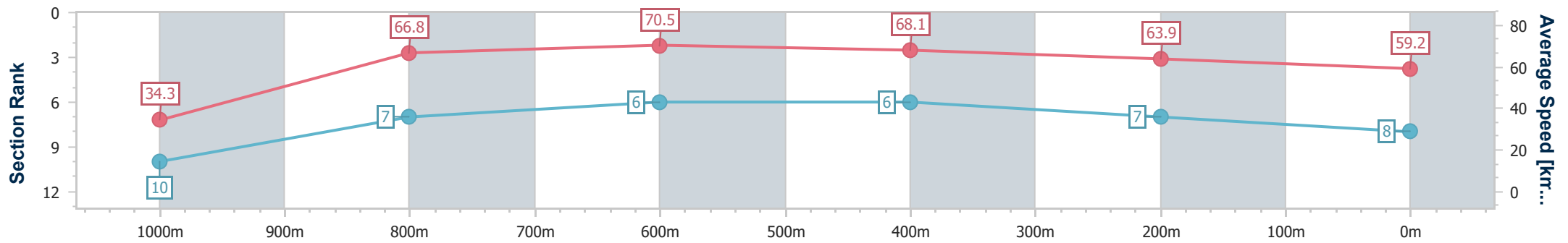
Race 6: THE LUMP BM62 Handicap - 1050m

29 March 2025 - 16:28

Track Rating: Synthetic, Weather: Showery, Rail Position: True



Section	Overall	1000m	800m	600m	400m	200m
Section Times	1:00.96 [8] (0:05.28)	0:55.68 [10] (0:10.85)	0:44.83 [7] (0:10.40)	0:34.43 [6] (0:10.79)	0:23.64 [6] (0:11.39)	0:12.25 [7] (0:12.25)
Average Speed [km/h]	34.3	66.8	70.5	68.1	63.9	59.2
Top Speed [km/h]	56.2	70.8	71.8	70.6	65.6	62.3
Avg. Dist. to Rail [m]	6.1	3.6	3.3	4.1	5.4	9.0
Avg. Stride Freq. [Hz]	2.0	2.6	2.6	2.5	2.5	2.4
Avg. Stride Length [m]	4.6	7.2	7.5	7.5	7.2	6.8



- [] Ranking at each section and finish
- .-.- No data available at this section
- NA No data available



Horse/Jockey Name	Reign Of Power
Final Rank	9
Fastest Section Time (Section)	0:05.19 (Overall)
Top Speed [km/h] (Section)	71.2 (600m)
Race State	Finished



Aquis Park Gold Coast Poly QLD Professional

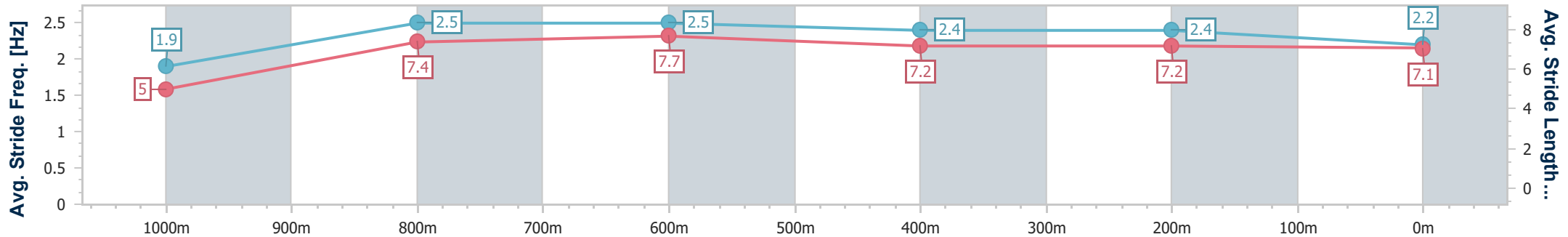
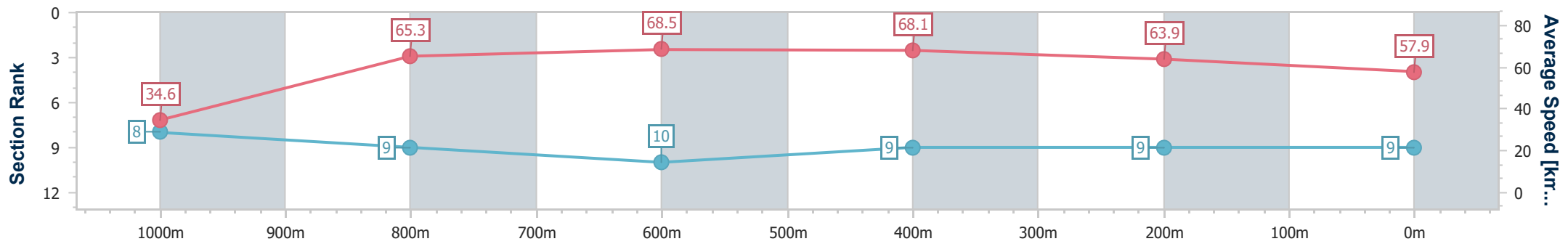
Race 6: THE LUMP BM62 Handicap - 1050m

29 March 2025 - 16:28

Track Rating: Synthetic, Weather: Showery, Rail Position: True



Section	Overall	1000m	800m	600m	400m	200m
Section Times	1:01.35 [9] (0:05.19)	0:56.16 [8] (0:11.12)	0:45.04 [9] (0:10.63)	0:34.41 [10] (0:10.59)	0:23.82 [9] (0:11.32)	0:12.50 [9] (0:12.50)
Average Speed [km/h]	34.6	65.3	68.5	68.1	63.9	57.9
Top Speed [km/h]	54.5	68.7	71.1	71.2	65.2	61.9
Avg. Dist. to Rail [m]	5.9	3.6	1.9	0.4	4.9	9.6
Avg. Stride Freq. [Hz]	1.9	2.5	2.5	2.4	2.4	2.2
Avg. Stride Length [m]	5.0	7.4	7.7	7.2	7.2	7.1



- [] Ranking at each section and finish
- .-.- No data available at this section
- NA No data available



Horse/Jockey Name	Icy Isea
Final Rank	10
Fastest Section Time (Section)	0:05.20 (Overall)
Top Speed [km/h] (Section)	69.4 (800m)
Race State	Finished



Aquis Park Gold Coast Poly QLD Professional

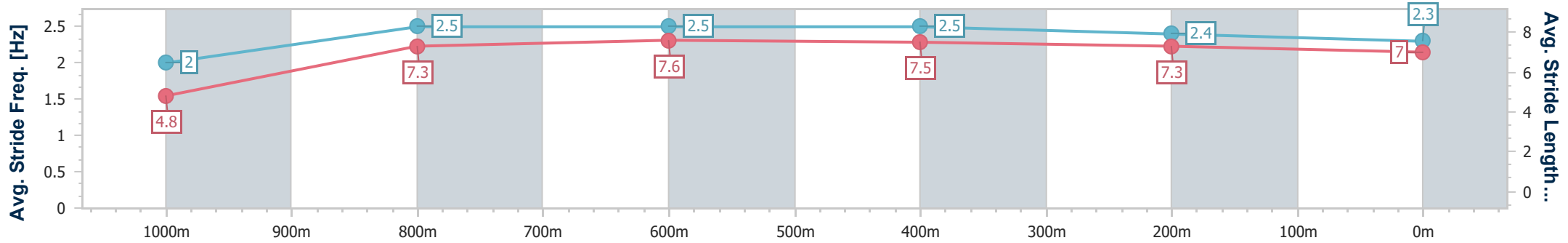
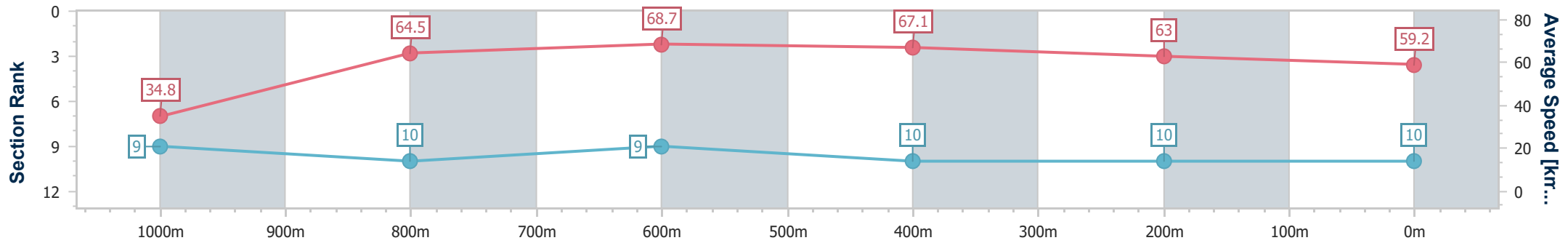
Race 6: THE LUMP BM62 Handicap - 1050m



29 March 2025 - 16:28

Track Rating: Synthetic, Weather: Showery, Rail Position: True

Section	Overall	1000m	800m	600m	400m	200m
Section Times	1:01.50 [10] (0:05.20)	0:56.30 [9] (0:11.18)	0:45.12 [10] (0:10.56)	0:34.56 [9] (0:10.85)	0:23.71 [10] (0:11.46)	0:12.25 [10] (0:12.25)
Average Speed [km/h]	34.8	64.5	68.7	67.1	63.0	59.2
Top Speed [km/h]	55.9	68.9	69.4	68.9	64.8	61.3
Avg. Dist. to Rail [m]	4.9	2.0	1.6	1.5	3.1	6.4
Avg. Stride Freq. [Hz]	2.0	2.5	2.5	2.5	2.4	2.3
Avg. Stride Length [m]	4.8	7.3	7.6	7.5	7.3	7.0



- [] Ranking at each section and finish
- .-.- No data available at this section
- NA No data available



Aquis Park Gold Coast Poly QLD Professional

Race 7: VALE MAUREEN CHILDS (CHOOKIE) OPEN Handicap - 1050m



29 March 2025 - 17:10

Track Rating: Synthetic, Weather: Showery, Rail Position: True

Section		Overall										Last 600m		
Field Times		0:59.59 (0:03.98)										0:34.49		
		1000m		800m		600m		400m		200m				
		0:55.61 (0:10.89)		0:44.72 (0:10.23)		0:34.49 (0:10.70)		0:23.79 (0:11.66)		0:12.13 (0:12.13)				
Rank	TAB	Horse/Jockey	Barrier	Top Speed [km/h]	Fastest Section								Margin	Distance Travelled [m]
1	4	LA AMIGO Rob Thorburn	5	72.2	0:04.85	0:59.59 [1]	0:54.74 [5]	0:44.07 [7]	0:33.84 [7]	0:23.32 [3]	0:12.03 [2]	0:59.59	0:33.84	
				600m	Overall	(0:04.85)	(0:10.67)	(0:10.23)	(0:10.52)	(0:11.29)	(0:12.03)			
2	1	AT WITZ END Kirk Matheson	8	71.9	0:04.94	1:00.08 [2]	0:55.14 [8]	0:44.26 [9]	0:33.99 [9]	0:23.37 [9]	0:12.12 [7]	2.8L	0:33.99 +1	
				800m	Overall	(0:04.94)	(0:10.88)	(0:10.27)	(0:10.62)	(0:11.25)	(0:12.12)			
3	3	DALAVIN Shayleigh Ingelse	7	72.0	0:04.95	1:00.25 [3]	0:55.30 [9]	0:44.57 [8]	0:34.29 [8]	0:23.56 [8]	0:12.27 [8]	3.6L	0:34.29 -4	
				800m	Overall	(0:04.95)	(0:10.73)	(0:10.28)	(0:10.73)	(0:11.29)	(0:12.27)			
4	5	FLAMING CONQUEST Olivia Kendal	4	72.8	0:04.69	1:00.29 [4]	0:55.60 [3]	0:45.34 [3]	0:35.19 [1]	0:24.45 [2]	0:12.83 [1]	3.8L	0:35.19 -9	
				1000m	Overall	(0:04.69)	(0:10.26)	(0:10.15)	(0:10.74)	(0:11.62)	(0:12.83)			
5	9	KRAKARIB Elione Chaves	2	71.7	0:04.76	1:00.45 [5]	0:55.69 [4]	0:45.20 [4]	0:34.87 [5]	0:24.17 [4]	0:12.61 [5]	4.6L	0:34.87 -11	
				1000m	Overall	(0:04.76)	(0:10.49)	(0:10.33)	(0:10.70)	(0:11.56)	(0:12.61)			
6	12	CADERAS Jace McMurray	1	72.8	0:04.87	1:00.47 [6]	0:55.60 [7]	0:44.96 [6]	0:34.77 [6]	0:24.03 [7]	0:12.55 [6]	4.7L	0:34.77 -2	
				1000m	Overall	(0:04.87)	(0:10.64)	(0:10.19)	(0:10.74)	(0:11.48)	(0:12.55)			
7	11	SONNY DAZE Colleen Krahenen	9	75.8	0:03.98	1:00.52 [7]	0:56.54 [1]	0:45.65 [1]	0:35.04 [3]	0:24.23 [5]	0:12.70 [4]	4.9L	0:35.04 +14	
				Overall	Overall	(0:03.98)	(0:10.89)	(0:10.61)	(0:10.81)	(0:11.53)	(0:12.70)			
8	7	MY ELOISE Georgina Cartwright	3	72.4	0:04.86	1:01.46 [8]	0:56.60 [6]	0:46.16 [5]	0:35.92 [4]	0:25.06 [6]	0:13.17 [9]	10.4L	0:35.92 -1	
				1000m	Overall	(0:04.86)	(0:10.44)	(0:10.24)	(0:10.86)	(0:11.89)	(0:13.17)			
9	8	CAMPAI Nozi Tomizawa	6	73.9	0:04.60	1:01.67 [9]	0:57.07 [2]	0:46.76 [2]	0:36.54 [2]	0:25.87 [1]	0:13.87 [3]	11.4L	0:36.54 -7	
				1000m	Overall	(0:04.60)	(0:10.31)	(0:10.22)	(0:10.67)	(0:12.00)	(0:13.87)			

Scratched: Bowrider (#10), Tectonic Plate (#2), Pantelone (#6)

[] Ranking at each section and finish
 -:-:- No data available at this section
 NA No data available

SCN Saddle cloth number
 DNF Did not finish
 DNT Did not track



Horse/Jockey Name	La Amigo
Final Rank	1
Fastest Section Time (Section)	0:04.85 (Overall)
Top Speed [km/h] (Section)	72.2 (600m)
Race State	Finished

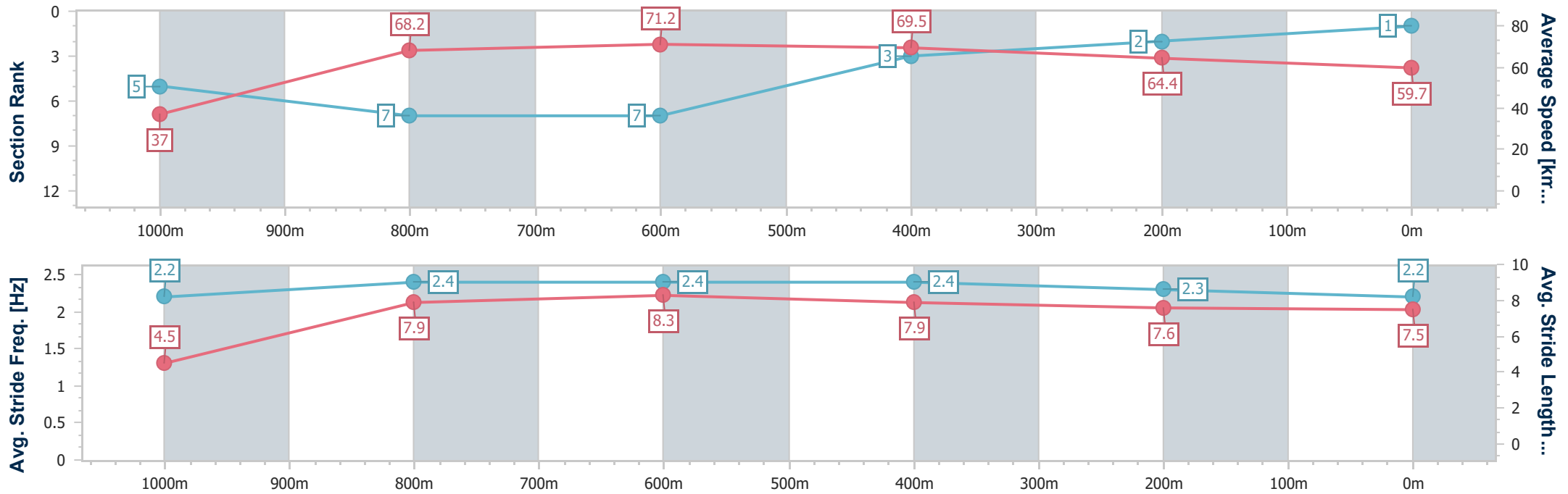


Aquis Park Gold Coast Poly QLD Professional
 Race 7: VALE MAUREEN CHILDS (CHOOKIE) OPEN Handicap - 1050m
 HOME OF THE GOLD COAST
 TRIP CLUB & SPORT CENTRE

29 March 2025 - 17:10

Track Rating: Synthetic, Weather: Showery, Rail Position: True

Section	Overall	1000m	800m	600m	400m	200m
Section Times	0:59.59 [1] (0:04.85)	0:54.74 [5] (0:10.67)	0:44.07 [7] (0:10.23)	0:33.84 [7] (0:10.52)	0:23.32 [3] (0:11.29)	0:12.03 [2] (0:12.03)
Average Speed [km/h]	37.0	68.2	71.2	69.5	64.4	59.7
Top Speed [km/h]	58.7	71.6	71.8	72.2	67.6	62.1
Avg. Dist. to Rail [m]	4.8	2.5	2.1	3.4	5.4	3.8
Avg. Stride Freq. [Hz]	2.2	2.4	2.4	2.4	2.3	2.2
Avg. Stride Length [m]	4.5	7.9	8.3	7.9	7.6	7.5



- [] Ranking at each section and finish
- .-.- No data available at this section
- NA No data available



Horse/Jockey Name	At Witz End
Final Rank	2
Fastest Section Time (Section)	0:04.94 (Overall)
Top Speed [km/h] (Section)	71.9 (800m)
Race State	Finished



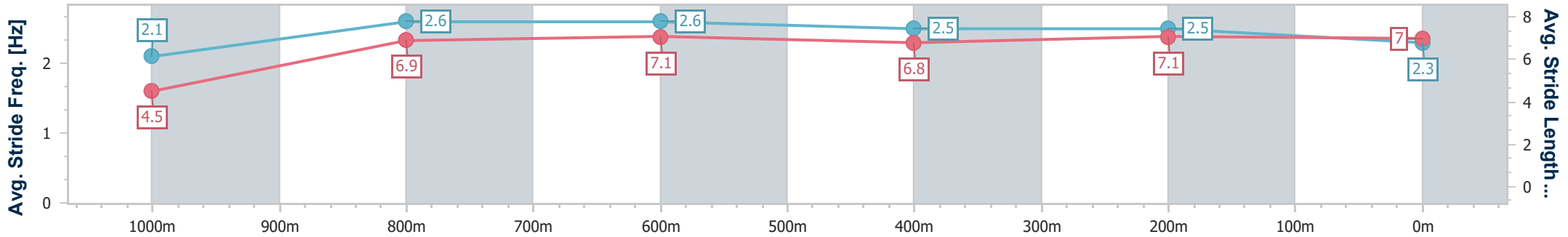
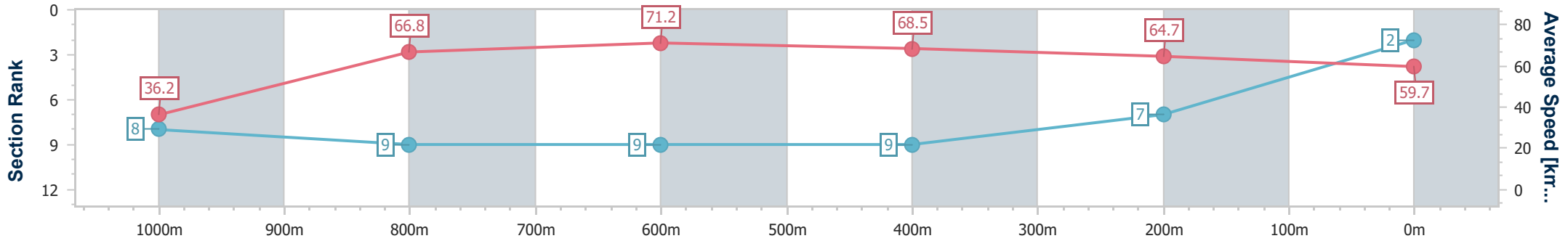
Aquis Park Gold Coast Poly QLD Professional
 Race 7: VALE MAUREEN CHILDS (CHOOKIE) OPEN Handicap - 1050m



29 March 2025 - 17:10

Track Rating: Synthetic, Weather: Showery, Rail Position: True

Section	Overall	1000m	800m	600m	400m	200m
Section Times	1:00.08 [2] (0:04.94)	0:55.14 [8] (0:10.88)	0:44.26 [9] (0:10.27)	0:33.99 [9] (0:10.62)	0:23.37 [9] (0:11.25)	0:12.12 [7]
Average Speed [km/h]	36.2	66.8	71.2	68.5	64.7	59.7
Top Speed [km/h]	56.1	70.6	71.9	70.8	67.0	62.8
Avg. Dist. to Rail [m]	7.8	3.7	2.5	2.6	5.7	6.6
Avg. Stride Freq. [Hz]	2.1	2.6	2.6	2.5	2.5	2.3
Avg. Stride Length [m]	4.5	6.9	7.1	6.8	7.1	7.0



- [] Ranking at each section and finish
- .-.- No data available at this section
- NA No data available



Horse/Jockey Name	Dalavin
Final Rank	3
Fastest Section Time (Section)	0:04.95 (Overall)
Top Speed [km/h] (Section)	72.0 (800m)
Race State	Finished

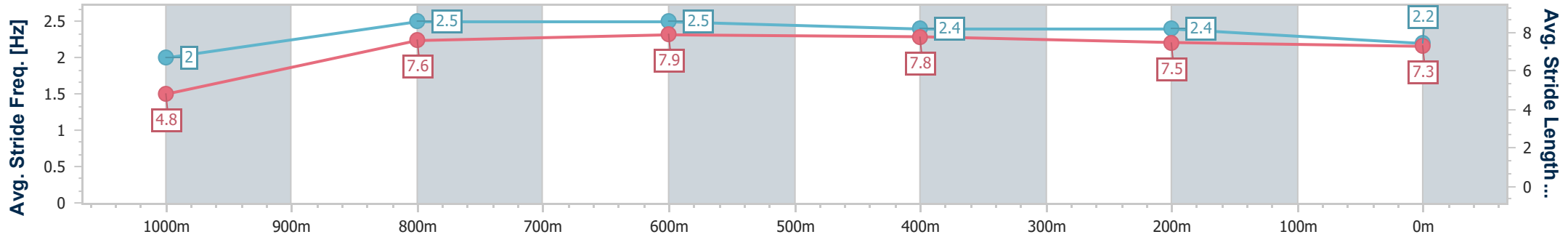
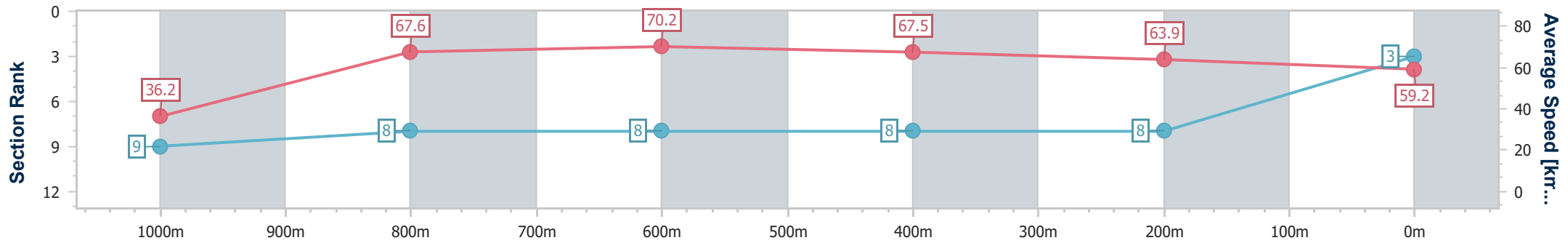


Aquis Park Gold Coast Poly QLD Professional
 Race 7: VALE MAUREEN CHILDS (CHOOKIE) OPEN Handicap - 1050m

29 March 2025 - 17:10

Track Rating: Synthetic, Weather: Showery, Rail Position: True

Section	Overall	1000m	800m	600m	400m	200m
Section Times	1:00.25 [3] (0:04.95)	0:55.30 [9] (0:10.73)	0:44.57 [8] (0:10.28)	0:34.29 [8] (0:10.73)	0:23.56 [8] (0:11.29)	0:12.27 [8] (0:12.27)
Average Speed [km/h]	36.2	67.6	70.2	67.5	63.9	59.2
Top Speed [km/h]	56.2	71.9	72.0	69.2	65.9	61.0
Avg. Dist. to Rail [m]	6.4	1.4	1.0	1.1	2.3	5.6
Avg. Stride Freq. [Hz]	2.0	2.5	2.5	2.4	2.4	2.2
Avg. Stride Length [m]	4.8	7.6	7.9	7.8	7.5	7.3



- [] Ranking at each section and finish
- .-.- No data available at this section
- NA No data available



Horse/Jockey Name	Flaming Conquest
Final Rank	4
Fastest Section Time (Section)	0:04.69 (Overall)
Top Speed [km/h] (Section)	72.8 (1000m)
Race State	Finished



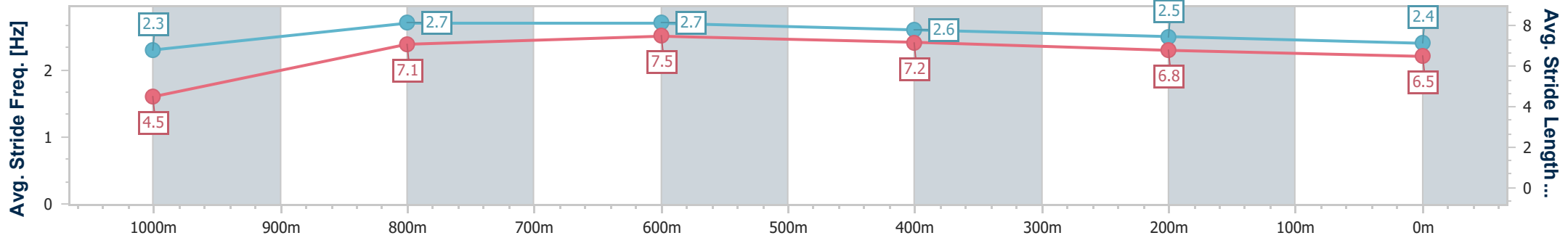
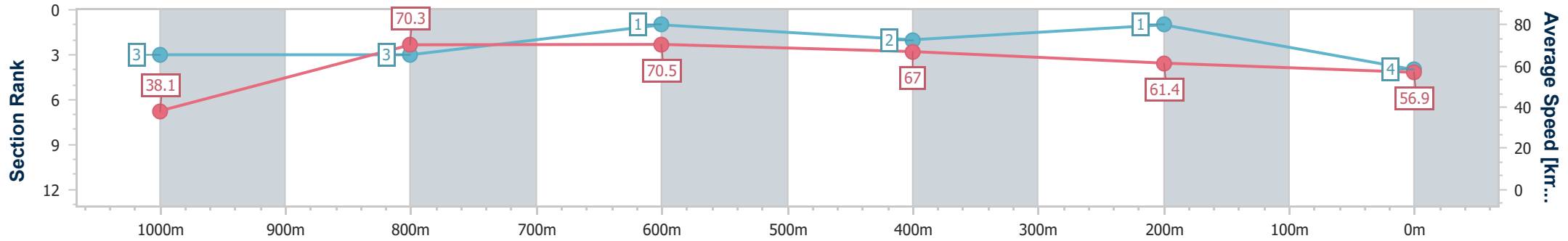
Aquis Park Gold Coast Poly QLD Professional
 Race 7: VALE MAUREEN CHILDS (CHOOKIE) OPEN Handicap - 1050m

29 March 2025 - 17:10

Track Rating: Synthetic, Weather: Showery, Rail Position: True



Section	Overall	1000m	800m	600m	400m	200m
Section Times	1:00.29 [4] (0:04.69)	0:55.60 [3] (0:10.26)	0:45.34 [3] (0:10.15)	0:35.19 [1] (0:10.74)	0:24.45 [2] (0:11.62)	0:12.83 [1] (0:12.83)
Average Speed [km/h]	38.1	70.3	70.5	67.0	61.4	56.9
Top Speed [km/h]	60.8	72.8	72.2	69.9	63.4	61.6
Avg. Dist. to Rail [m]	3.5	0.8	0.6	0.3	0.4	0.7
Avg. Stride Freq. [Hz]	2.3	2.7	2.7	2.6	2.5	2.4
Avg. Stride Length [m]	4.5	7.1	7.5	7.2	6.8	6.5



- [] Ranking at each section and finish
- .-.- No data available at this section
- NA No data available



Horse/Jockey Name	Krakarib
Final Rank	5
Fastest Section Time (Section)	0:04.76 (Overall)
Top Speed [km/h] (Section)	71.7 (1000m)
Race State	Finished

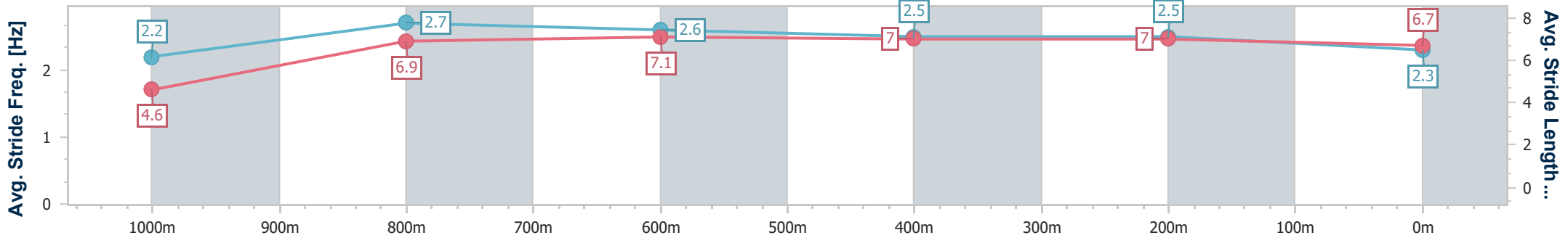
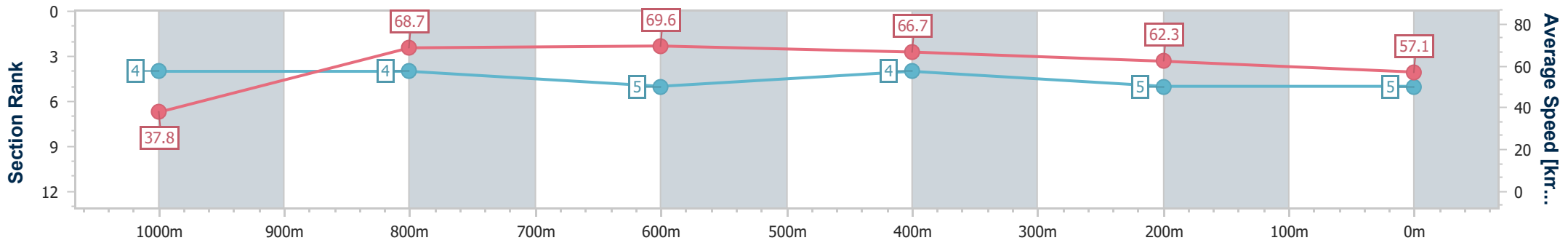


Aquis Park Gold Coast Poly QLD Professional
 Race 7: VALE MAUREEN CHILDS (CHOOKIE) OPEN Handicap - 1050m
 HOME OF THE GOLD COAST TURF CLUB & SPORT CENTRE

29 March 2025 - 17:10

Track Rating: Synthetic, Weather: Showery, Rail Position: True

Section	Overall	1000m	800m	600m	400m	200m
Section Times	1:00.45 [5] (0:04.76)	0:55.69 [4] (0:10.49)	0:45.20 [4] (0:10.33)	0:34.87 [5] (0:10.70)	0:24.17 [4] (0:11.56)	0:12.61 [5] (0:12.61)
Average Speed [km/h]	37.8	68.7	69.6	66.7	62.3	57.1
Top Speed [km/h]	58.6	71.7	71.6	70.2	64.3	59.9
Avg. Dist. to Rail [m]	1.5	0.3	0.2	1.0	1.3	2.1
Avg. Stride Freq. [Hz]	2.2	2.7	2.6	2.5	2.5	2.3
Avg. Stride Length [m]	4.6	6.9	7.1	7.0	7.0	6.7



- [] Ranking at each section and finish
- .-.- No data available at this section
- NA No data available



Horse/Jockey Name	Caderas
Final Rank	6
Fastest Section Time (Section)	0:04.87 (Overall)
Top Speed [km/h] (Section)	72.8 (1000m)
Race State	Finished



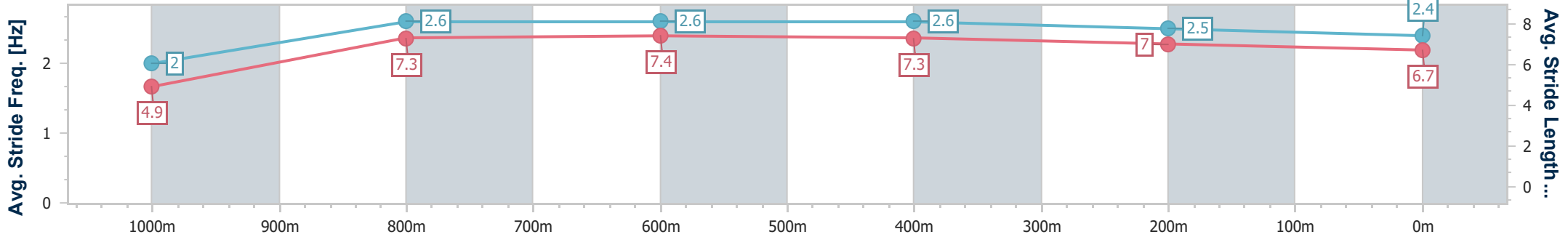
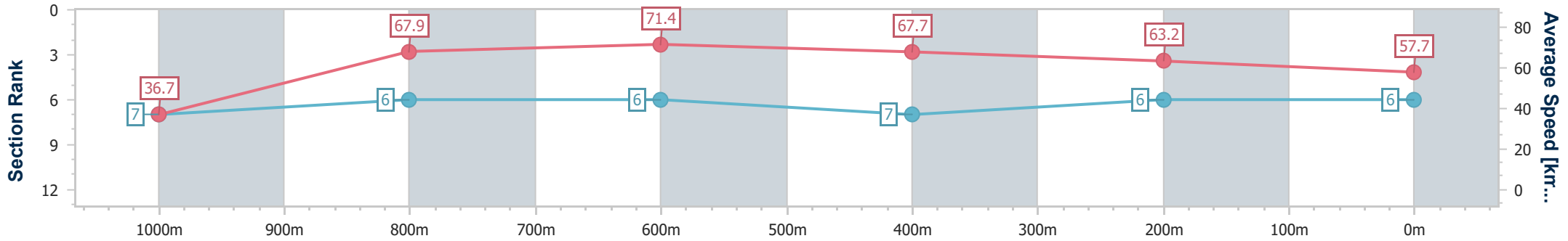
Aquis Park Gold Coast Poly QLD Professional
 Race 7: VALE MAUREEN CHILDS (CHOOKIE) OPEN Handicap - 1050m



29 March 2025 - 17:10

Track Rating: Synthetic, Weather: Showery, Rail Position: True

Section	Overall	1000m	800m	600m	400m	200m
Section Times	1:00.47 [6] (0:04.87)	0:55.60 [7] (0:10.64)	0:44.96 [6] (0:10.19)	0:34.77 [6] (0:10.74)	0:24.03 [7] (0:11.48)	0:12.55 [6] (0:12.55)
Average Speed [km/h]	36.7	67.9	71.4	67.7	63.2	57.7
Top Speed [km/h]	56.1	72.8	72.6	70.9	64.7	60.8
Avg. Dist. to Rail [m]	0.9	0.5	2.2	2.3	2.1	2.2
Avg. Stride Freq. [Hz]	2.0	2.6	2.6	2.6	2.5	2.4
Avg. Stride Length [m]	4.9	7.3	7.4	7.3	7.0	6.7



- [] Ranking at each section and finish
- .-.- No data available at this section
- NA No data available



Horse/Jockey Name	Sonny Daze
Final Rank	7
Fastest Section Time (Section)	0:03.98 (Overall)
Top Speed [km/h] (Section)	75.8 (Overall)
Race State	Finished

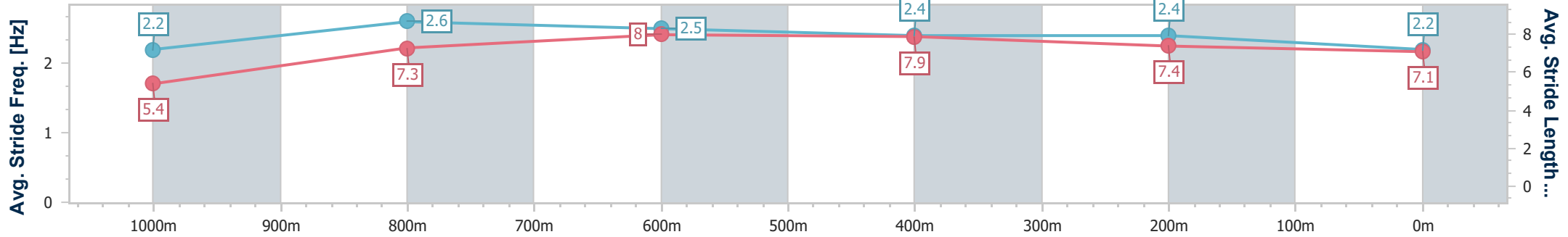
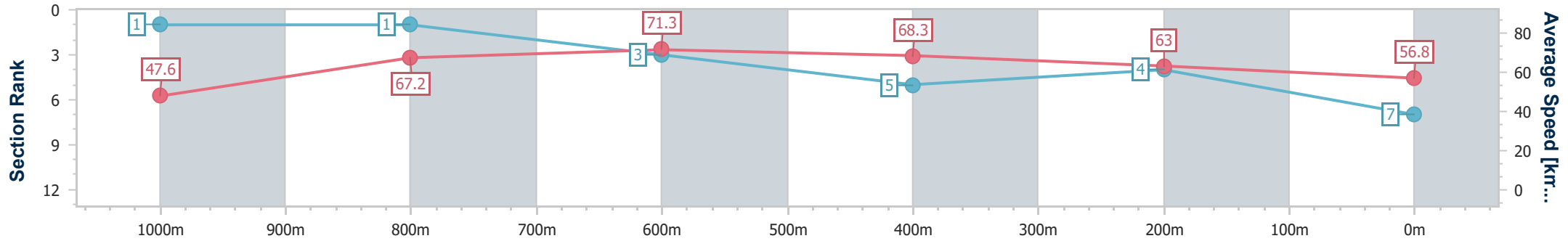


Aquis Park Gold Coast Poly QLD Professional
 Race 7: VALE MAUREEN CHILDS (CHOOKIE) OPEN Handicap - 1050m
 HOME OF THE GOLD COAST
 TURF CLUB & SPORT CENTRE

29 March 2025 - 17:10

Track Rating: Synthetic, Weather: Showery, Rail Position: True

Section	Overall	1000m	800m	600m	400m	200m
Section Times	1:00.52 [7] (0:03.98)	0:56.54 [1] (0:10.89)	0:45.65 [1] (0:10.61)	0:35.04 [3] (0:10.81)	0:24.23 [5] (0:11.53)	0:12.70 [4] (0:12.70)
Average Speed [km/h]	47.6	67.2	71.3	68.3	63.0	56.8
Top Speed [km/h]	75.8	72.4	72.0	70.9	66.2	60.2
Avg. Dist. to Rail [m]	7.1	3.1	8.8	5.7	3.9	4.3
Avg. Stride Freq. [Hz]	2.2	2.6	2.5	2.4	2.4	2.2
Avg. Stride Length [m]	5.4	7.3	8.0	7.9	7.4	7.1



- [] Ranking at each section and finish
- .-.- No data available at this section
- NA No data available



Horse/Jockey Name	My Eloise
Final Rank	8
Fastest Section Time (Section)	0:04.86 (Overall)
Top Speed [km/h] (Section)	72.4 (1000m)
Race State	Finished

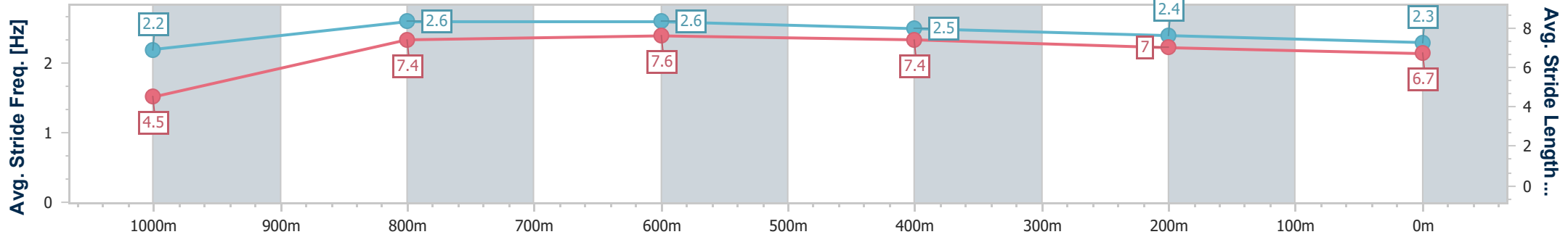
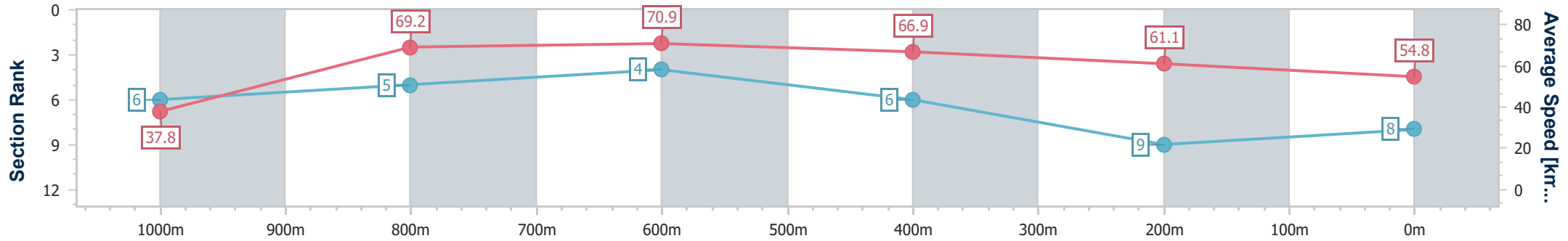


Aquis Park Gold Coast Poly QLD Professional
 Race 7: VALE MAUREEN CHILDS (CHOOKIE) OPEN Handicap - 1050m
 HOME OF THE GOLD COAST TURF CLUB & SPORT CENTRE

29 March 2025 - 17:10

Track Rating: Synthetic, Weather: Showery, Rail Position: True

Section	Overall	1000m	800m	600m	400m	200m
Section Times	1:01.46 [8] (0:04.86)	0:56.60 [6] (0:10.44)	0:46.16 [5] (0:10.24)	0:35.92 [4] (0:10.86)	0:25.06 [6] (0:11.89)	0:13.17 [9] (0:13.17)
Average Speed [km/h]	37.8	69.2	70.9	66.9	61.1	54.8
Top Speed [km/h]	58.9	72.4	71.9	69.8	63.5	58.8
Avg. Dist. to Rail [m]	2.6	1.6	1.2	1.7	3.7	5.2
Avg. Stride Freq. [Hz]	2.2	2.6	2.6	2.5	2.4	2.3
Avg. Stride Length [m]	4.5	7.4	7.6	7.4	7.0	6.7



- [] Ranking at each section and finish
- .-.- No data available at this section
- NA No data available



Horse/Jockey Name	Campai
Final Rank	9
Fastest Section Time (Section)	0:04.60 (Overall)
Top Speed [km/h] (Section)	73.9 (1000m)
Race State	Finished

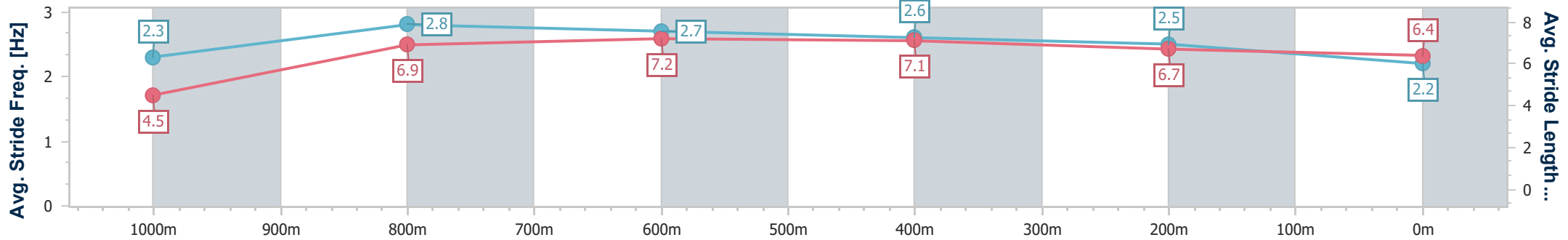
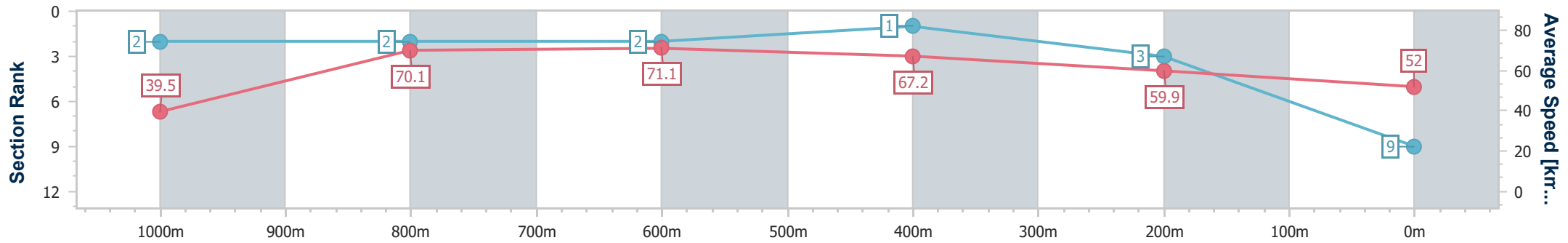


Aquis Park Gold Coast Poly QLD Professional
 Race 7: VALE MAUREEN CHILDS (CHOOKIE) OPEN Handicap - 1050m

29 March 2025 - 17:10

Track Rating: Synthetic, Weather: Showery, Rail Position: True

Section	Overall	1000m	800m	600m	400m	200m
Section Times	1:01.67 [9] (0:04.60)	0:57.07 [2] (0:10.31)	0:46.76 [2] (0:10.22)	0:36.54 [2] (0:10.67)	0:25.87 [1] (0:12.00)	0:13.87 [3] (0:13.87)
Average Speed [km/h]	39.5	70.1	71.1	67.2	59.9	52.0
Top Speed [km/h]	59.6	73.9	72.6	70.6	63.7	56.5
Avg. Dist. to Rail [m]	5.4	2.6	1.2	0.6	0.7	2.0
Avg. Stride Freq. [Hz]	2.3	2.8	2.7	2.6	2.5	2.2
Avg. Stride Length [m]	4.5	6.9	7.2	7.1	6.7	6.4



- [] Ranking at each section and finish
- .-.- No data available at this section
- NA No data available