



Doomben QLD Professional

Race 1: SOUTHS SPORTS CLUB Class 1 Plate - 1200m

01 April 2025 - 11:44



BRISBANE
RACING CLUB

Track Rating: Soft 6, Weather: Overcast, Rail Position: +0.5m Entire

Section		Overall	1000m	800m	600m	400m	200m	Last 600m					
Field Times		1:11.35 (0:13.37)	0:57.98 (0:10.75)	0:47.23 (0:11.52)	0:35.71 (0:11.77)	0:23.94 (0:11.69)	0:12.25 (0:12.25)	0:35.71					
Rank	TAB Horse/Jockey	Barrier	Top Speed [km/h]	Fastest Section	Margin							Distance Travelled [m]	
1	16 PIERATA'S GEM Martin Harley	4	67.0	0:11.15	1:11.35 [1] (0:13.82)	0:57.53 [10] (0:11.15)	0:46.38 [10] (0:11.52)	0:34.86 [10] (0:11.45)	0:23.41 [9] (0:11.45)	0:11.96 [7] (0:11.96)	1:11.35	0:34.86	
2	10 MAIKROW Kyle Wilson-Taylor	9	67.1	0:11.02	1:11.41 [2] (0:13.81)	0:57.60 [9] (0:11.02)	0:46.58 [9] (0:11.41)	0:35.17 [8] (0:11.45)	0:23.72 [6] (0:11.55)	0:12.17 [4] (0:12.17)	0.33L	0:35.17	-4
3	14 MEHRETU Damien Thornton	3	67.4	0:10.90	1:11.51 [3] (0:13.77)	0:57.74 [8] (0:10.90)	0:46.84 [7] (0:11.40)	0:35.44 [7] (0:11.70)	0:23.74 [7] (0:11.62)	0:12.12 [8] (0:12.12)	0.94L	0:35.44	-2
4	11 ORIENTE Rikki Jamieson	7	67.5	0:11.05	1:11.54 [4] (0:13.71)	0:57.83 [7] (0:11.05)	0:46.78 [8] (0:11.52)	0:35.26 [9] (0:11.77)	0:23.49 [11] (0:11.54)	0:11.95 [11] (0:11.95)	1.07L	0:35.26	+0
5	6 LUMENS LENNY Noel Callow	2	68.4	0:10.82	1:11.68 [5] (0:13.44)	0:58.24 [3] (0:10.82)	0:47.42 [3] (0:11.40)	0:36.02 [2] (0:11.75)	0:24.27 [2] (0:11.69)	0:12.58 [1] (0:12.58)	1.9L	0:36.02	-3
6	2 CHO OYU Boris Thornton	1	68.1	0:10.79	1:11.77 [6] (0:13.64)	0:58.13 [6] (0:10.79)	0:47.34 [5] (0:11.35)	0:35.99 [4] (0:11.76)	0:24.23 [5] (0:11.72)	0:12.51 [5] (0:12.51)	2.48L	0:35.99	-3
7	4 KEENAN Cejay Graham	10	67.8	0:10.94	1:11.84 [7] (0:13.63)	0:58.21 [5] (0:10.94)	0:47.27 [6] (0:11.46)	0:35.81 [6] (0:11.80)	0:24.01 [8] (0:11.71)	0:12.30 [9] (0:12.30)	2.89L	0:35.81	-2
8	1 BOOM BOOM RAY Courtney Bellamy	5	67.0	0:11.13	1:11.87 [8] (0:13.96)	0:57.91 [11] (0:11.13)	0:46.78 [11] (0:11.42)	0:35.36 [11] (0:11.46)	0:23.90 [10] (0:11.58)	0:12.32 [10] (0:12.32)	3.06L	0:35.36	-41
9	5 LANTAU ISLAND Emily Lang	11	68.2	0:10.84	1:12.07 [9] (0:13.37)	0:58.70 [1] (0:10.84)	0:47.86 [2] (0:11.52)	0:36.34 [3] (0:11.68)	0:24.66 [1] (0:11.78)	0:12.88 [2] (0:12.88)	4.21L	0:36.34	+0
10	13 INDAZA Cody Collis	6	67.5	0:10.86	1:12.31 [10] (0:13.52)	0:58.79 [4] (0:10.86)	0:47.93 [4] (0:11.41)	0:36.52 [5] (0:11.68)	0:24.84 [4] (0:11.86)	0:12.98 [6] (0:12.98)	5.65L	0:36.52	-7

Scratched: King Potter (#9), Aitutaki (#12), Colleano (#3), Reign Of Power (#7), Blitzum (#8)

Report Created: Tue 1 April 2025 12:21 GMT+10 (Note: Timing is based on position data)

Page 1/13

[] Ranking at each section and finish
 -:-:- No data available at this section
 NA No data available

SCN Saddle cloth number
 DNF Did not finish
 DNT Did not track

data processed by TRIPLES DATA



Doomben QLD Professional

Race 1: SOUTHS SPORTS CLUB Class 1 Plate - 1200m

01 April 2025 - 11:44



BRISBANE
RACING CLUB

Track Rating: Soft 6, Weather: Overcast, Rail Position: +0.5m Entire

Section	Overall	1000m	800m	600m	400m	200m	Last 600m
Field Times	1:11.35 (0:13.37)	0:57.98 (0:10.75)	0:47.23 (0:11.52)	0:35.71 (0:11.77)	0:23.94 (0:11.69)	0:12.25 (0:12.25)	0:35.71

Rank	TAB	Horse/Jockey	Barrier	Top Speed [km/h]	Fastest Section	Margin	Distance Travelled [m]							
11	15	WOOSH KA BOOM Ryan Maloney	8	68.7 1000m	0:10.74 1000m	1:12.45 [11] (0:13.38)	0:59.07 [2] (0:10.74)	0:48.33 [1] (0:11.52)	0:36.81 [1] (0:11.78)	0:25.03 [3] (0:11.81)	0:13.22 [3] (0:13.22)	6.44L	0:36.81	-1

Scratched: King Potter (#9), Aitutaki (#12), Colleano (#3), Reign Of Power (#7), Blitzum (#8)

[] Ranking at each section and finish
 -:-:- No data available at this section
 NA No data available

SCN Saddle cloth number
 DNF Did not finish
 DNT Did not track



Horse/Jockey Name	Pierata's Gem
Final Rank	1
Fastest Section Time (Section)	0:11.15 (1000m)
Top Speed [km/h] (Section)	67.0 (Overall)
Race State	Finished



Doomben QLD Professional

Race 1: SOUTHS SPORTS CLUB Class 1 Plate - 1200m

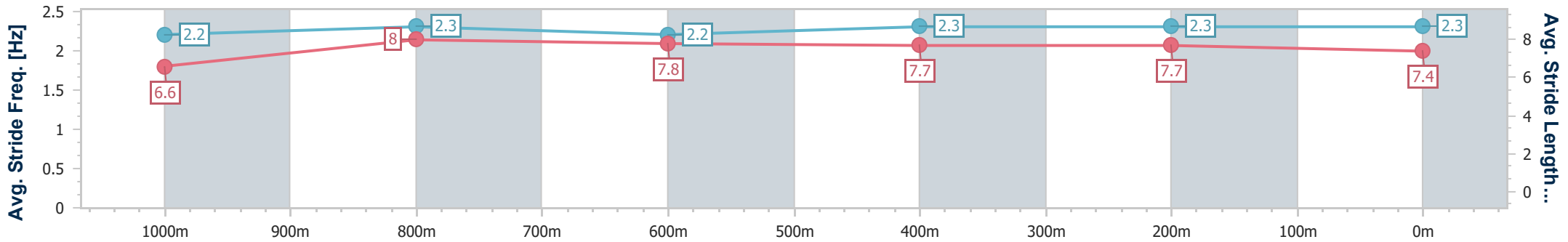
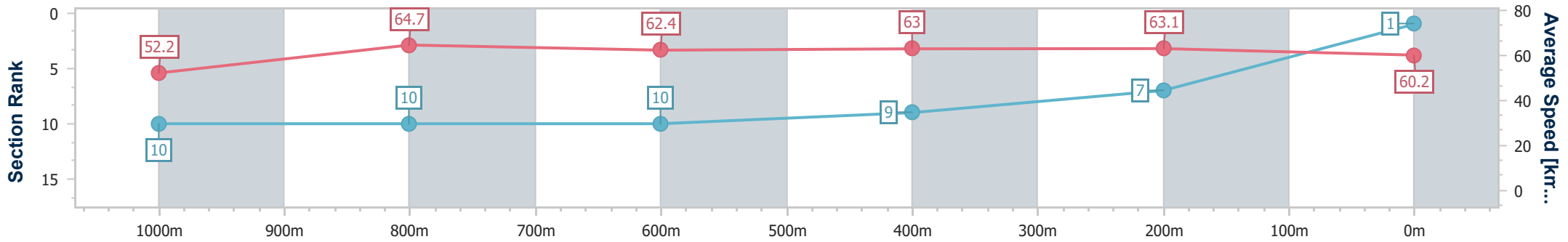
01 April 2025 - 11:44

Track Rating: Soft 6, Weather: Overcast, Rail Position: +0.5m Entire



BRISBANE RACING CLUB

Section	Overall	1000m	800m	600m	400m	200m
Section Times	1:11.35 [1] (0:13.82)	0:57.53 [10] (0:11.15)	0:46.38 [10] (0:11.52)	0:34.86 [10] (0:11.45)	0:23.41 [9] (0:11.45)	0:11.96 [7] (0:11.96)
Average Speed [km/h]	52.2	64.7	62.4	63.0	63.1	60.2
Top Speed [km/h]	67.0	66.9	63.6	64.3	64.7	64.7
Avg. Dist. to Rail [m]	2.4	1.0	0.2	0.5	2.6	4.4
Avg. Stride Freq. [Hz]	2.2	2.3	2.2	2.3	2.3	2.3
Avg. Stride Length [m]	6.6	8.0	7.8	7.7	7.7	7.4



- [] Ranking at each section and finish
- .-.- No data available at this section
- NA No data available



Horse/Jockey Name	Maikrow
Final Rank	2
Fastest Section Time (Section)	0:11.02 (1000m)
Top Speed [km/h] (Section)	67.1 (1000m)
Race State	Finished



Doomben QLD Professional

Race 1: SOUTHS SPORTS CLUB Class 1 Plate - 1200m

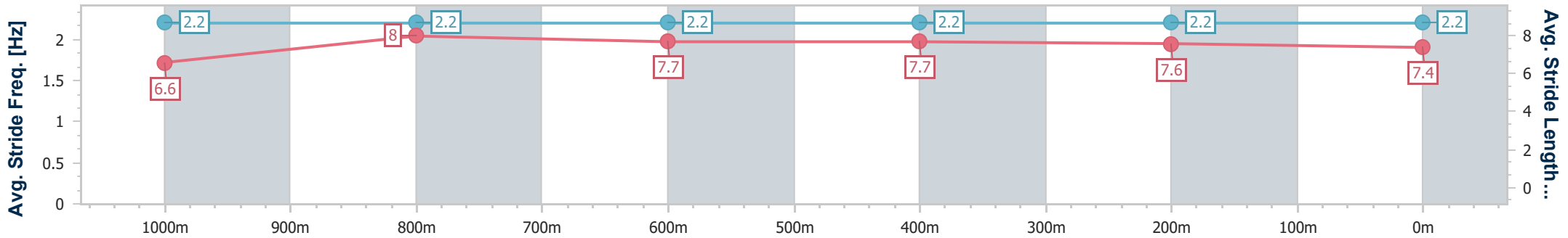
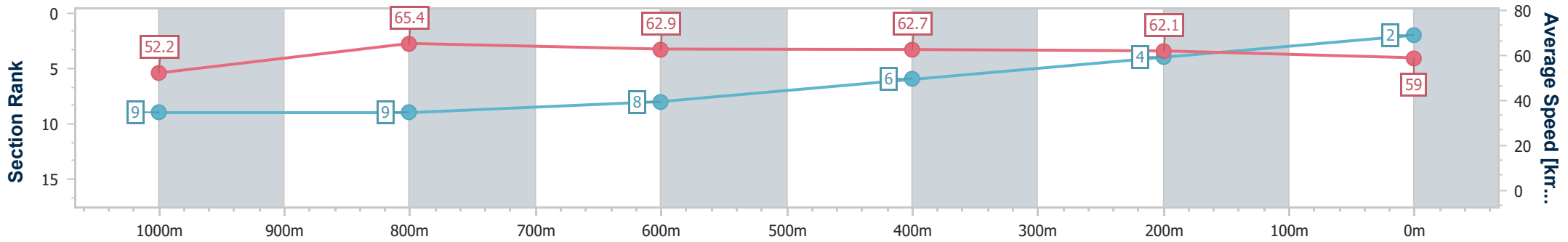
01 April 2025 - 11:44

Track Rating: Soft 6, Weather: Overcast, Rail Position: +0.5m Entire



BRISBANE RACING CLUB

Section	Overall	1000m	800m	600m	400m	200m
Section Times	1:11.41 [2] (0:13.81)	0:57.60 [9] (0:11.02)	0:46.58 [9] (0:11.41)	0:35.17 [8] (0:11.45)	0:23.72 [6] (0:11.55)	0:12.17 [4]
Average Speed [km/h]	52.2	65.4	62.9	62.7	62.1	59.0
Top Speed [km/h]	66.0	67.1	63.5	63.7	63.0	61.5
Avg. Dist. to Rail [m]	6.4	1.9	0.2	1.1	1.0	1.2
Avg. Stride Freq. [Hz]	2.2	2.2	2.2	2.2	2.2	2.2
Avg. Stride Length [m]	6.6	8.0	7.7	7.7	7.6	7.4



- [] Ranking at each section and finish
- .-.- No data available at this section
- NA No data available



Horse/Jockey Name	Mehretu
Final Rank	3
Fastest Section Time (Section)	0:10.90 (1000m)
Top Speed [km/h] (Section)	67.4 (1000m)
Race State	Finished



Doomben QLD Professional

Race 1: SOUTHS SPORTS CLUB Class 1 Plate - 1200m

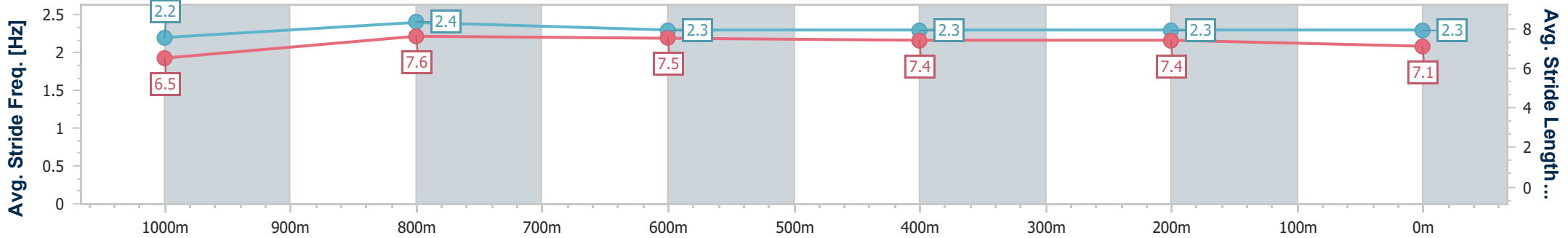
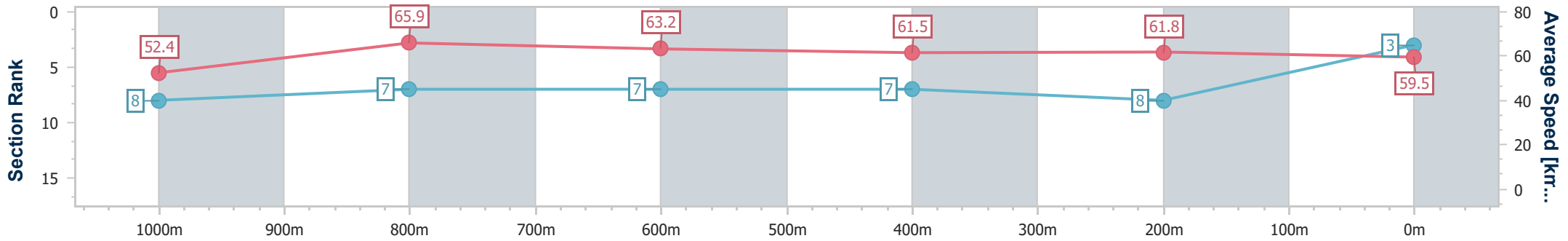
01 April 2025 - 11:44

Track Rating: Soft 6, Weather: Overcast, Rail Position: +0.5m Entire



BRISBANE RACING CLUB

Section	Overall	1000m	800m	600m	400m	200m
Section Times	1:11.51 [3] (0:13.77)	0:57.74 [8] (0:10.90)	0:46.84 [7] (0:11.40)	0:35.44 [7] (0:11.70)	0:23.74 [7] (0:11.62)	0:12.12 [8] (0:12.12)
Average Speed [km/h]	52.4	65.9	63.2	61.5	61.8	59.5
Top Speed [km/h]	67.4	67.4	64.5	62.3	63.0	62.5
Avg. Dist. to Rail [m]	2.2	0.4	0.3	0.4	0.3	1.0
Avg. Stride Freq. [Hz]	2.2	2.4	2.3	2.3	2.3	2.3
Avg. Stride Length [m]	6.5	7.6	7.5	7.4	7.4	7.1



- [] Ranking at each section and finish
- .-.- No data available at this section
- NA No data available



Horse/Jockey Name	Oriente
Final Rank	4
Fastest Section Time (Section)	0:11.05 (1000m)
Top Speed [km/h] (Section)	67.5 (Overall)
Race State	Finished



Doomben QLD Professional

Race 1: SOUTHS SPORTS CLUB Class 1 Plate - 1200m

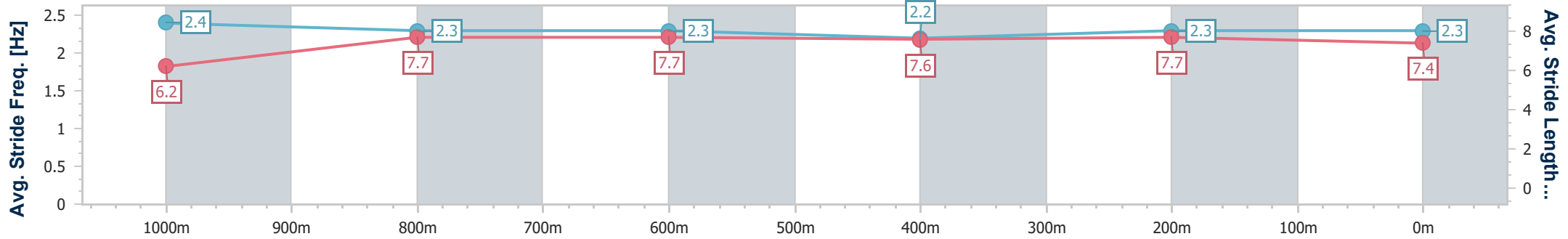
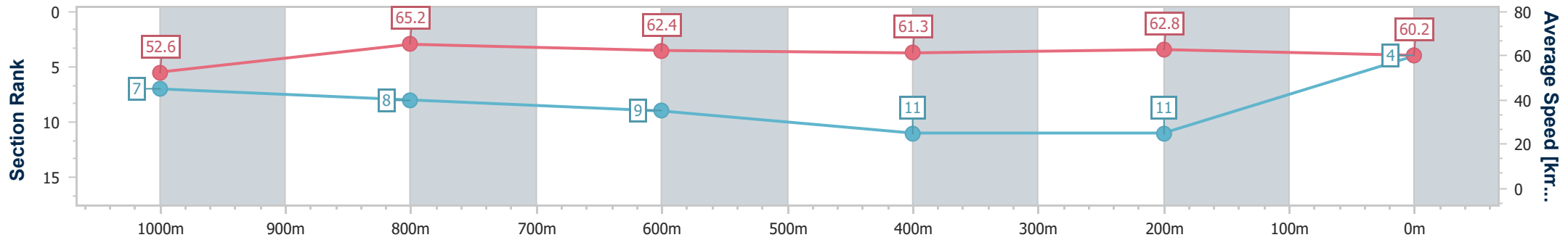
01 April 2025 - 11:44

Track Rating: Soft 6, Weather: Overcast, Rail Position: +0.5m Entire



BRISBANE RACING CLUB

Section	Overall	1000m	800m	600m	400m	200m
Section Times	1:11.54 [4] (0:13.71)	0:57.83 [7] (0:11.05)	0:46.78 [8] (0:11.52)	0:35.26 [9] (0:11.77)	0:23.49 [11] (0:11.54)	0:11.95 [11] (0:11.95)
Average Speed [km/h]	52.6	65.2	62.4	61.3	62.8	60.2
Top Speed [km/h]	67.5	67.0	63.2	62.5	63.5	62.2
Avg. Dist. to Rail [m]	5.5	1.0	0.3	0.8	2.9	4.6
Avg. Stride Freq. [Hz]	2.4	2.3	2.3	2.2	2.3	2.3
Avg. Stride Length [m]	6.2	7.7	7.7	7.6	7.7	7.4



- [] Ranking at each section and finish
- :-:- No data available at this section
- NA No data available



Horse/Jockey Name	Lumens Lenny
Final Rank	5
Fastest Section Time (Section)	0:10.82 (1000m)
Top Speed [km/h] (Section)	68.4 (1000m)
Race State	Finished



Doomben QLD Professional

Race 1: SOUTHS SPORTS CLUB Class 1 Plate - 1200m

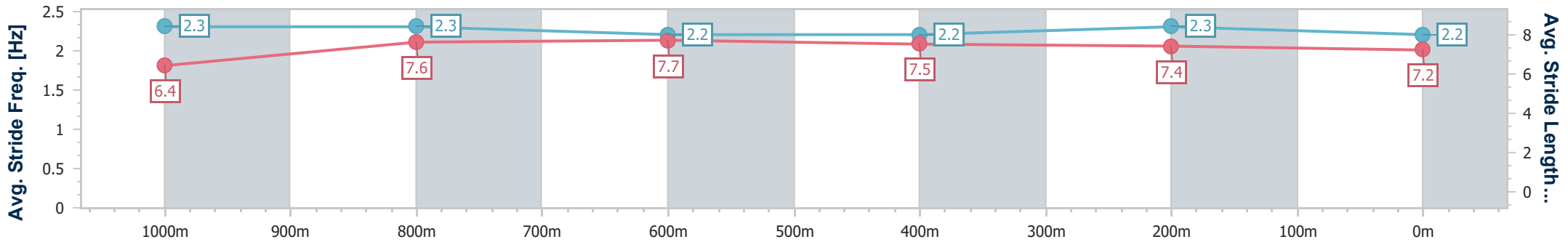
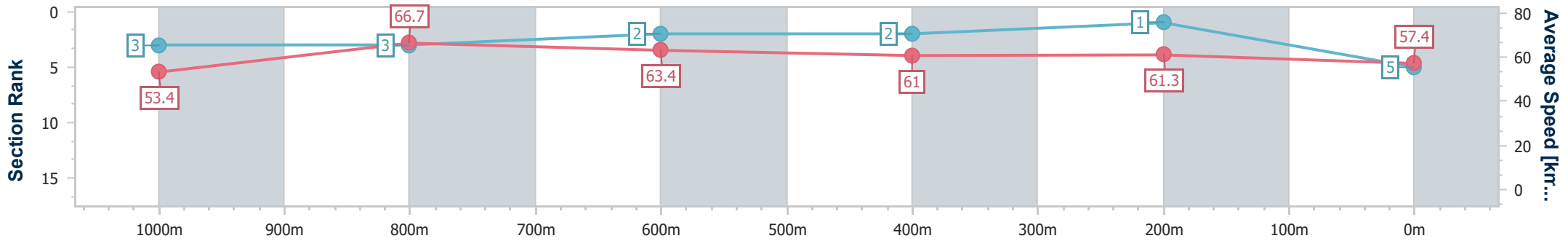
01 April 2025 - 11:44

Track Rating: Soft 6, Weather: Overcast, Rail Position: +0.5m Entire



BRISBANE RACING CLUB

Section	Overall	1000m	800m	600m	400m	200m
Section Times	1:11.68 [5] (0:13.44)	0:58.24 [3] (0:10.82)	0:47.42 [3] (0:11.40)	0:36.02 [2] (0:11.75)	0:24.27 [2] (0:11.69)	0:12.58 [1] (0:12.58)
Average Speed [km/h]	53.4	66.7	63.4	61.0	61.3	57.4
Top Speed [km/h]	67.7	68.4	64.5	62.2	62.3	60.0
Avg. Dist. to Rail [m]	2.2	0.9	0.5	0.8	1.5	0.7
Avg. Stride Freq. [Hz]	2.3	2.3	2.2	2.2	2.3	2.2
Avg. Stride Length [m]	6.4	7.6	7.7	7.5	7.4	7.2



- [] Ranking at each section and finish
- .-.- No data available at this section
- NA No data available



Horse/Jockey Name	Cho Oyu
Final Rank	6
Fastest Section Time (Section)	0:10.79 (1000m)
Top Speed [km/h] (Section)	68.1 (1000m)
Race State	Finished



Doomben QLD Professional

Race 1: SOUTHS SPORTS CLUB Class 1 Plate - 1200m

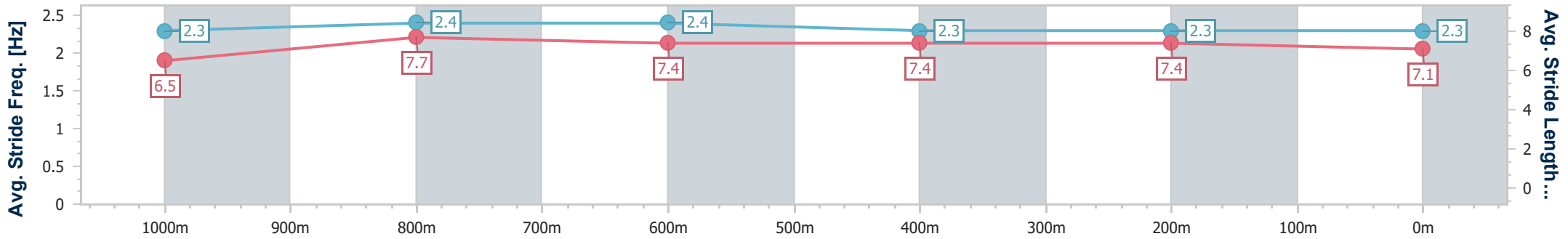
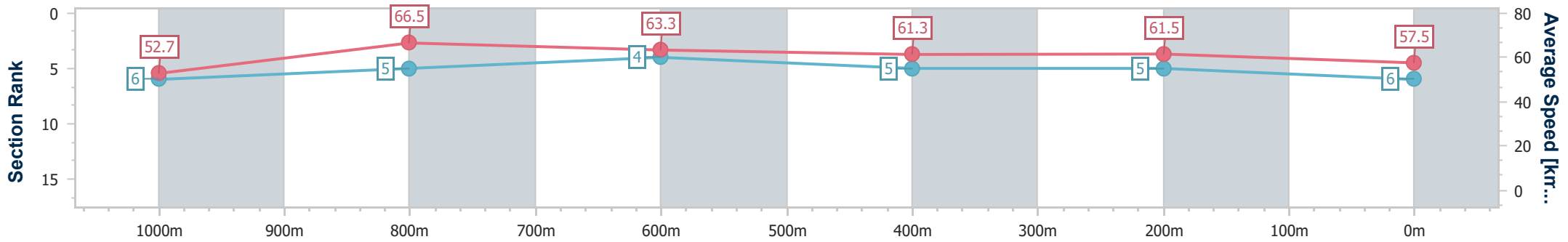
01 April 2025 - 11:44

Track Rating: Soft 6, Weather: Overcast, Rail Position: +0.5m Entire



BRISBANE RACING CLUB

Section	Overall	1000m	800m	600m	400m	200m
Section Times	1:11.77 [6] (0:13.64)	0:58.13 [6] (0:10.79)	0:47.34 [5] (0:11.35)	0:35.99 [4] (0:11.76)	0:24.23 [5] (0:11.72)	0:12.51 [5]
Average Speed [km/h]	52.7	66.5	63.3	61.3	61.5	57.5
Top Speed [km/h]	67.0	68.1	64.2	62.1	62.3	60.4
Avg. Dist. to Rail [m]	0.8	1.2	0.6	0.4	0.6	1.3
Avg. Stride Freq. [Hz]	2.3	2.4	2.4	2.3	2.3	2.3
Avg. Stride Length [m]	6.5	7.7	7.4	7.4	7.4	7.1



- [] Ranking at each section and finish
- .-.- No data available at this section
- NA No data available



Horse/Jockey Name	Keenan
Final Rank	7
Fastest Section Time (Section)	0:10.94 (1000m)
Top Speed [km/h] (Section)	67.8 (Overall)
Race State	Finished



Doomben QLD Professional

Race 1: SOUTHS SPORTS CLUB Class 1 Plate - 1200m

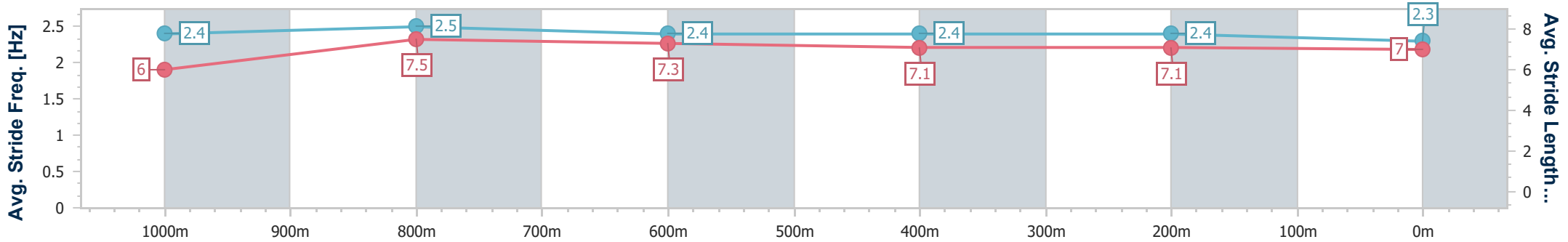
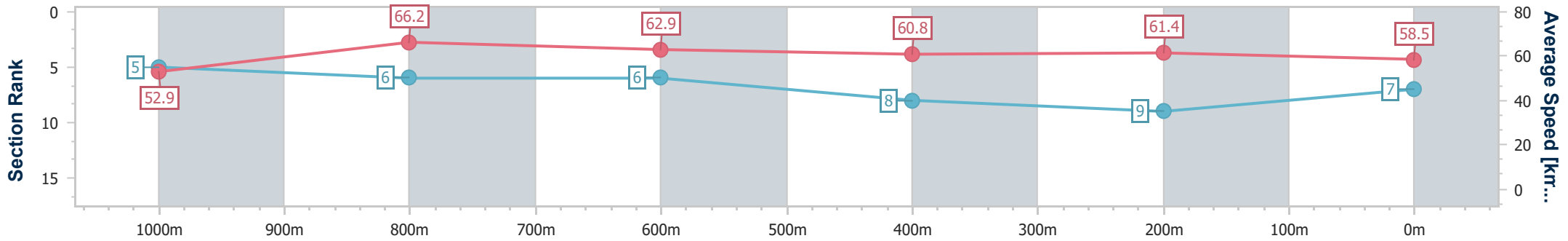
01 April 2025 - 11:44

Track Rating: Soft 6, Weather: Overcast, Rail Position: +0.5m Entire



BRISBANE RACING CLUB

Section	Overall	1000m	800m	600m	400m	200m
Section Times	1:11.84 [7] (0:13.63)	0:58.21 [5] (0:10.94)	0:47.27 [6] (0:11.46)	0:35.81 [6] (0:11.80)	0:24.01 [8] (0:11.71)	0:12.30 [9] (0:12.30)
Average Speed [km/h]	52.9	66.2	62.9	60.8	61.4	58.5
Top Speed [km/h]	67.8	67.6	64.6	62.4	62.5	60.8
Avg. Dist. to Rail [m]	8.1	2.6	0.4	0.4	0.7	2.9
Avg. Stride Freq. [Hz]	2.4	2.5	2.4	2.4	2.4	2.3
Avg. Stride Length [m]	6.0	7.5	7.3	7.1	7.1	7.0



- [] Ranking at each section and finish
- .-.- No data available at this section
- NA No data available



Horse/Jockey Name	Boom Boom Ray
Final Rank	8
Fastest Section Time (Section)	0:11.13 (1000m)
Top Speed [km/h] (Section)	67.0 (1000m)
Race State	Finished



Doomben QLD Professional

Race 1: SOUTHS SPORTS CLUB Class 1 Plate - 1200m

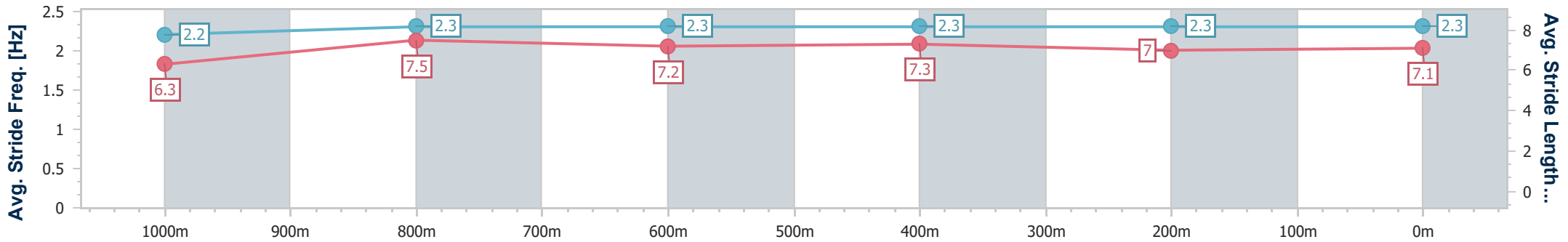
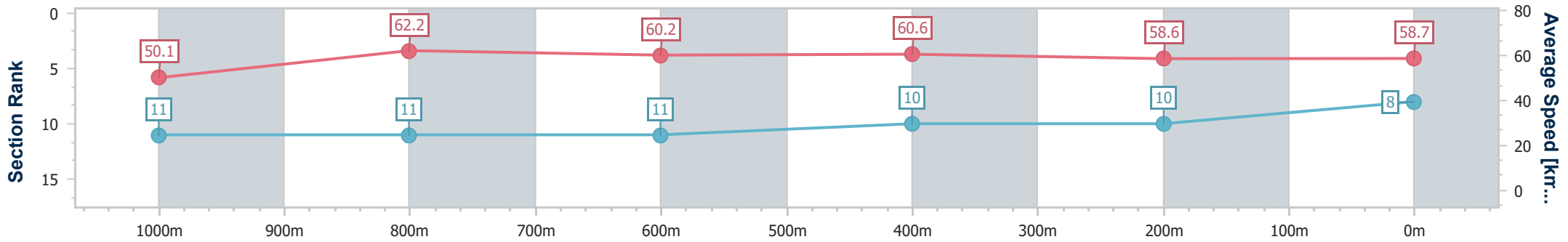
01 April 2025 - 11:44

Track Rating: Soft 6, Weather: Overcast, Rail Position: +0.5m Entire



BRISBANE RACING CLUB

Section	Overall	1000m	800m	600m	400m	200m
Section Times	1:11.87 [8] (0:13.96)	0:57.91 [11] (0:11.13)	0:46.78 [11] (0:11.42)	0:35.36 [11] (0:11.46)	0:23.90 [10] (0:11.58)	0:12.32 [10]
Average Speed [km/h]	50.1	62.2	60.2	60.6	58.6	58.7
Top Speed [km/h]	62.7	67.0	65.2	64.1	62.7	62.7
Avg. Dist. to Rail [m]	3.3	1.0	1.0	1.6	1.1	0.9
Avg. Stride Freq. [Hz]	2.2	2.3	2.3	2.3	2.3	2.3
Avg. Stride Length [m]	6.3	7.5	7.2	7.3	7.0	7.1



- [] Ranking at each section and finish
- .-.- No data available at this section
- NA No data available



Horse/Jockey Name	Lantau Island
Final Rank	9
Fastest Section Time (Section)	0:10.84 (1000m)
Top Speed [km/h] (Section)	68.2 (Overall)
Race State	Finished



Doomben QLD Professional

Race 1: SOUTHS SPORTS CLUB Class 1 Plate - 1200m

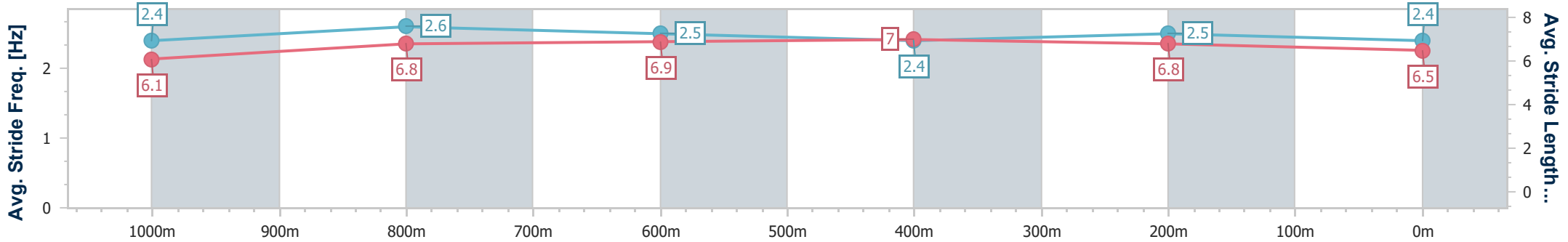
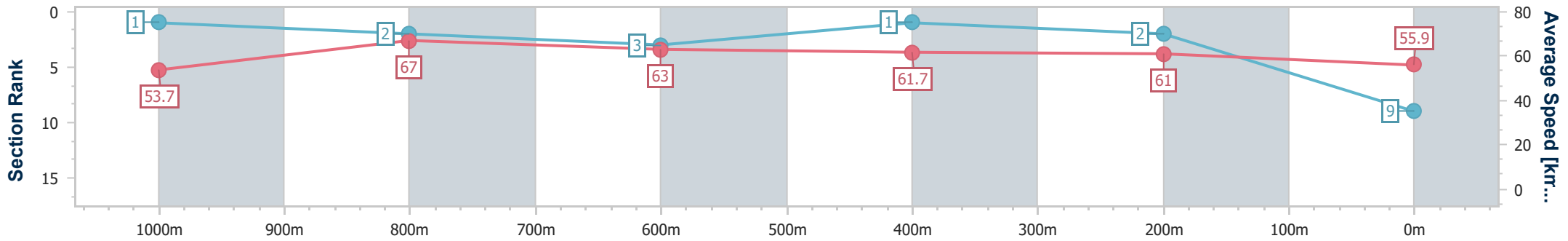
01 April 2025 - 11:44



BRISBANE RACING CLUB

Track Rating: Soft 6, Weather: Overcast, Rail Position: +0.5m Entire

Section	Overall	1000m	800m	600m	400m	200m
Section Times	1:12.07 [9] (0:13.37)	0:58.70 [1] (0:10.84)	0:47.86 [2] (0:11.52)	0:36.34 [3] (0:11.68)	0:24.66 [1] (0:11.78)	0:12.88 [2] (0:12.88)
Average Speed [km/h]	53.7	67.0	63.0	61.7	61.0	55.9
Top Speed [km/h]	68.2	68.2	64.1	62.8	62.0	59.9
Avg. Dist. to Rail [m]	9.4	3.4	1.5	0.3	0.6	1.7
Avg. Stride Freq. [Hz]	2.4	2.6	2.5	2.4	2.5	2.4
Avg. Stride Length [m]	6.1	6.8	6.9	7.0	6.8	6.5



- [] Ranking at each section and finish
- .-.- No data available at this section
- NA No data available



Horse/Jockey Name	Indaza
Final Rank	10
Fastest Section Time (Section)	0:10.86 (1000m)
Top Speed [km/h] (Section)	67.5 (1000m)
Race State	Finished



Doomben QLD Professional

Race 1: SOUTHS SPORTS CLUB Class 1 Plate - 1200m

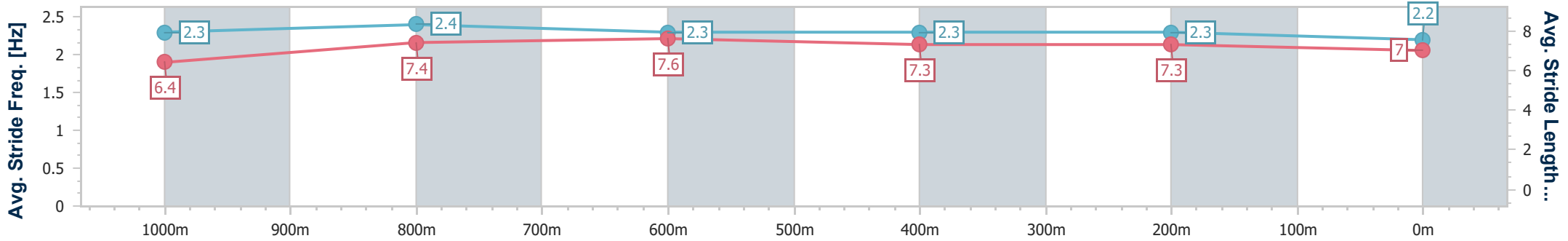
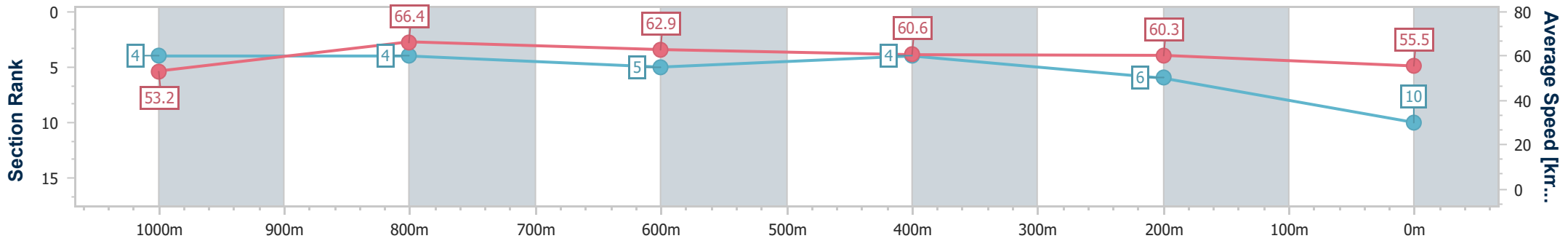
01 April 2025 - 11:44

Track Rating: Soft 6, Weather: Overcast, Rail Position: +0.5m Entire



BRISBANE RACING CLUB

Section	Overall	1000m	800m	600m	400m	200m
Section Times	1:12.31 [10] (0:13.52)	0:58.79 [4] (0:10.86)	0:47.93 [4] (0:11.41)	0:36.52 [5] (0:11.68)	0:24.84 [4] (0:11.86)	0:12.98 [6] (0:12.98)
Average Speed [km/h]	53.2	66.4	62.9	60.6	60.3	55.5
Top Speed [km/h]	67.3	67.5	64.0	61.9	61.4	58.8
Avg. Dist. to Rail [m]	4.0	1.6	0.9	2.5	2.4	1.4
Avg. Stride Freq. [Hz]	2.3	2.4	2.3	2.3	2.3	2.2
Avg. Stride Length [m]	6.4	7.4	7.6	7.3	7.3	7.0



- [] Ranking at each section and finish
- .-.- No data available at this section
- NA No data available



Horse/Jockey Name	Woosh Ka Boom
Final Rank	11
Fastest Section Time (Section)	0:10.74 (1000m)
Top Speed [km/h] (Section)	68.7 (1000m)
Race State	Finished



Doomben QLD Professional

Race 1: SOUTHS SPORTS CLUB Class 1 Plate - 1200m

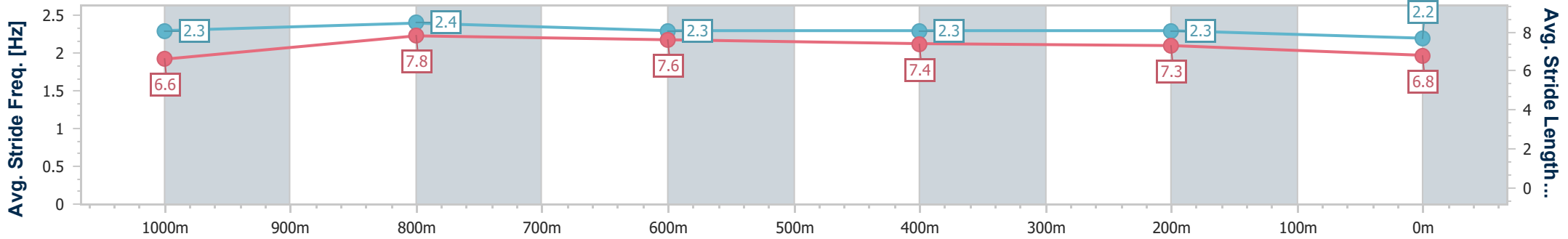
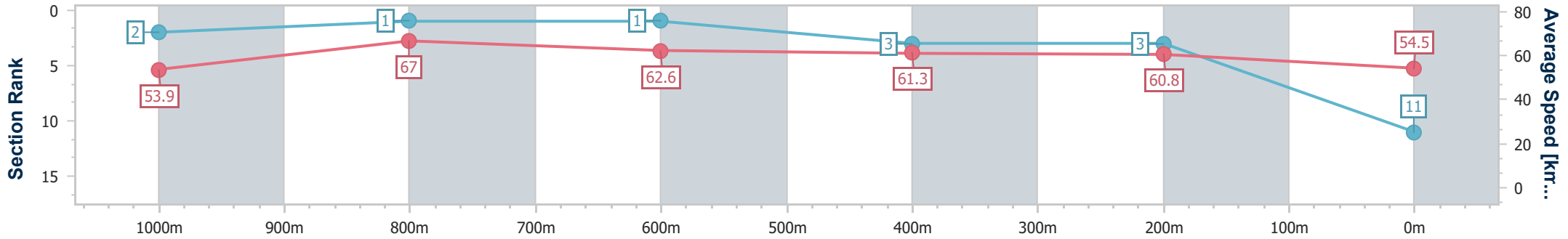
01 April 2025 - 11:44

Track Rating: Soft 6, Weather: Overcast, Rail Position: +0.5m Entire



BRISBANE RACING CLUB

Section	Overall	1000m	800m	600m	400m	200m
Section Times	1:12.45 [11] (0:13.38)	0:59.07 [2] (0:10.74)	0:48.33 [1] (0:11.52)	0:36.81 [1] (0:11.78)	0:25.03 [3] (0:11.81)	0:13.22 [3] (0:13.22)
Average Speed [km/h]	53.9	67.0	62.6	61.3	60.8	54.5
Top Speed [km/h]	68.5	68.7	64.0	62.2	62.2	59.2
Avg. Dist. to Rail [m]	5.2	0.7	0.3	0.4	0.4	0.5
Avg. Stride Freq. [Hz]	2.3	2.4	2.3	2.3	2.3	2.2
Avg. Stride Length [m]	6.6	7.8	7.6	7.4	7.3	6.8



- [] Ranking at each section and finish
- .-.- No data available at this section
- NA No data available



Doomben QLD Professional
Race 2: XXXX SIDELINE BEER GARDEN 3 MAY QTIS Three-Year-Old
Handicap - 2000m
01 April 2025 - 12:18



BRISBANE
RACING CLUB

Track Rating: Soft 7, Weather: Overcast, Rail Position: +0.5m Entire

Section		Overall	1800m	1600m	1400m	1200m	1000m	800m	Last 600m				
Field Times		2:07.08 (0:14.15)	1:52.93 (0:12.36)	1:40.57 (0:12.67)	1:27.90 (0:12.93)	1:14.97 (0:12.96)	1:02.01 (0:12.80)	0:49.21 (0:12.56)	0:36.65				
Rank	TAB Horse/Jockey	Barrier	Top Speed [km/h]	Fastest Section	Distance Travelled [m]								
1	3 LIBERTY PARK Kyle Wilson-Taylor	1	63.3 400m	0:11.52 400m	2:07.08 [1] (0:14.99)	1:52.09 [5] (0:12.43)	1:39.66 [5] (0:12.80)	1:26.86 [5] (0:12.87)	1:13.99 [5] (0:13.03)	1:00.96 [5] (0:13.06)	0:47.90 [5] (0:12.58)	0:35.32	
2	2 HE'S A SAINT Jaden Lloyd	3	64.1 400m	0:11.53 400m	2:07.42 [2] (0:15.21)	1:52.21 [6] (0:12.37)	1:39.84 [6] (0:12.84)	1:27.00 [7] (0:12.95)	1:14.05 [7] (0:13.12)	1:00.93 [7] (0:13.04)	0:47.89 [7] (0:12.45)	0:35.44	+2
3	4 HIGH CLASS ROLLER Damien Thornton	9	62.3 400m	0:11.79 400m	2:07.65 [3] (0:14.50)	1:53.15 [3] (0:12.64)	1:40.51 [3] (0:12.75)	1:27.76 [3] (0:12.87)	1:14.89 [3] (0:13.12)	1:01.77 [3] (0:12.97)	0:48.80 [3] (0:12.59)	0:36.21	+2
4	10 MAD ANA Tahlia Fenlon	8	62.1 600m	0:11.78 400m	2:07.95 [4] (0:14.77)	1:53.18 [4] (0:12.48)	1:40.70 [4] (0:12.82)	1:27.88 [4] (0:12.95)	1:14.93 [4] (0:13.08)	1:01.85 [4] (0:12.84)	0:49.01 [4] (0:12.53)	0:36.48	-5
5	9 CHERRY LIPS Billie-Rose Andrew	7	62.3 Overall	0:12.15 400m	2:07.98 [5] (0:14.15)	1:53.83 [1] (0:12.36)	1:41.47 [1] (0:12.67)	1:28.80 [1] (0:12.93)	1:15.87 [1] (0:12.96)	1:02.91 [1] (0:12.80)	0:50.11 [1] (0:12.56)	0:37.55	-7
6	1 PRINCE LEVI Bailey Wheeler	2	62.3 400m	0:11.69 400m	2:08.02 [6] (0:15.23)	1:52.79 [7] (0:12.36)	1:40.43 [7] (0:12.75)	1:27.68 [6] (0:12.90)	1:14.78 [6] (0:13.14)	1:01.64 [6] (0:12.92)	0:48.72 [6] (0:12.41)	0:36.31	-8
7	6 THE DARK SIDE Cejay Graham	6	63.0 400m	0:11.64 400m	2:08.34 [7] (0:15.55)	1:52.79 [8] (0:12.32)	1:40.47 [8] (0:12.85)	1:27.62 [8] (0:12.99)	1:14.63 [8] (0:13.15)	1:01.48 [8] (0:12.98)	0:48.50 [8] (0:12.41)	0:36.09	+0
8	5 HENLEY ROOM Ron Stewart	5	62.3 400m	0:11.82 400m	2:08.66 [8] (0:15.55)	1:53.11 [9] (0:12.36)	1:40.75 [9] (0:12.91)	1:27.84 [9] (0:12.92)	1:14.92 [9] (0:13.17)	1:01.75 [9] (0:13.02)	0:48.73 [9] (0:12.42)	0:36.31	+5
9	8 CALL SIGN Rikki Jamieson	4	63.3 Overall	0:12.01 600m	2:08.72 [9] (0:14.38)	1:54.34 [2] (0:12.49)	1:41.85 [2] (0:12.72)	1:29.13 [2] (0:12.84)	1:16.29 [2] (0:13.01)	1:03.28 [2] (0:13.23)	0:50.05 [2] (0:12.73)	0:37.32	-6

Scratched: Baccarat Rouge (#7)

[] Ranking at each section and finish
 -:-:- No data available at this section
 NA No data available

SCN Saddle cloth number
 DNF Did not finish
 DNT Did not track



Doomben QLD Professional
Race 2: XXXX SIDELINE BEER GARDEN 3 MAY QTIS Three-Year-Old
Handicap - 2000m
01 April 2025 - 12:18



Track Rating: Soft 7, Weather: Overcast, Rail Position: +0.5m Entire

Section					600m	400m	200m	Last 600m		
Field Times					0:36.65 (0:12.47)	0:24.18 (0:12.15)	0:12.03 (0:12.03)	0:36.65		
Rank	TAB Horse/Jockey	Barrier	Top Speed [km/h]	Fastest Section				Margin	Distance Travelled [m]	
1	3 LIBERTY PARK Kyle Wilson-Taylor	1	63.3 400m	0:11.52 400m	0:35.32 [6] (0:11.84)	0:23.48 [5] (0:11.52)	0:11.96 [2] (0:11.96)	2:07.08	0:35.32	
2	2 HE'S A SAINT Jaden Lloyd	3	64.1 400m	0:11.53 400m	0:35.44 [7] (0:11.86)	0:23.58 [7] (0:11.53)	0:12.05 [6] (0:12.05)	2L	0:35.44 +2	
3	4 HIGH CLASS ROLLER Damien Thornton	9	62.3 400m	0:11.79 400m	0:36.21 [3] (0:11.89)	0:24.32 [2] (0:11.79)	0:12.53 [3] (0:12.53)	3.34L	0:36.21 +2	
4	10 MAD ANA Tahlia Fenlon	8	62.1 600m	0:11.78 400m	0:36.48 [4] (0:11.91)	0:24.57 [3] (0:11.78)	0:12.79 [4] (0:12.79)	5.12L	0:36.48 -5	
5	9 CHERRY LIPS Billie-Rose Andrew	7	62.3 Overall	0:12.15 400m	0:37.55 [1] (0:12.47)	0:25.08 [1] (0:12.15)	0:12.93 [1] (0:12.93)	5.25L	0:37.55 -7	
6	1 PRINCE LEVI Bailey Wheeler	2	62.3 400m	0:11.69 400m	0:36.31 [5] (0:11.95)	0:24.36 [6] (0:11.69)	0:12.67 [5] (0:12.67)	5.51L	0:36.31 -8	
7	6 THE DARK SIDE Cejay Graham	6	63.0 400m	0:11.64 400m	0:36.09 [8] (0:11.99)	0:24.10 [8] (0:11.64)	0:12.46 [8] (0:12.46)	7.41L	0:36.09 +0	
8	5 HENLEY ROOM Ron Stewart	5	62.3 400m	0:11.82 400m	0:36.31 [9] (0:12.24)	0:24.07 [9] (0:11.82)	0:12.25 [9] (0:12.25)	9.26L	0:36.31 +5	
9	8 CALL SIGN Rikki Jamieson	4	63.3 Overall	0:12.01 600m	0:37.32 [2] (0:12.01)	0:25.31 [4] (0:12.22)	0:13.09 [7] (0:13.09)	9.62L	0:37.32 -6	

Scratched: Baccarat Rouge (#7)



Horse/Jockey Name	Liberty Park
Final Rank	1
Fastest Section Time (Section)	0:11.52 (400m)
Top Speed [km/h] (Section)	63.3 (400m)
Race State	Finished



Doomben QLD Professional
 Race 2: XXXX SIDELINE BEER GARDEN 3 MAY QTIS Three-
 Year-Old Handicap - 2000m

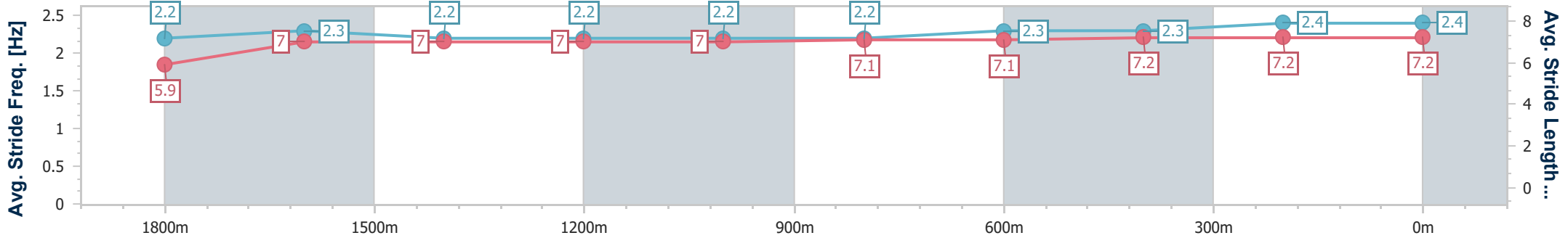
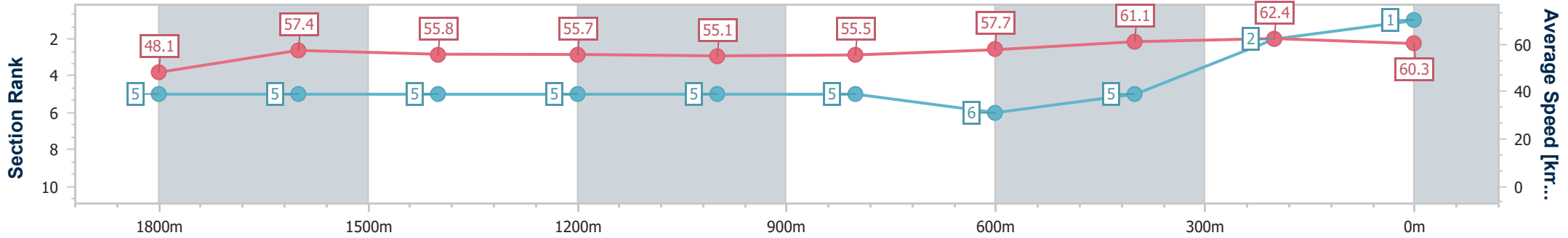
01 April 2025 - 12:18

Track Rating: Soft 7, Weather: Overcast, Rail Position: +0.5m Entire



BRISBANE
 RACING CLUB

Section	Overall	1800m	1600m	1400m	1200m	1000m	800m	600m	400m	200m
Section Times	2:07.08 [1] (0:14.99)	1:52.09 [5] (0:12.43)	1:39.66 [5] (0:12.80)	1:26.86 [5] (0:12.87)	1:13.99 [5] (0:13.03)	1:00.96 [5] (0:13.06)	0:47.90 [5] (0:12.58)	0:35.32 [6] (0:11.84)	0:23.48 [5] (0:11.52)	0:11.96 [2] (0:11.96)
Average Speed [km/h]	48.1	57.4	55.8	55.7	55.1	55.5	57.7	61.1	62.4	60.3
Top Speed [km/h]	60.4	60.5	57.0	56.5	56.2	56.5	61.8	62.0	63.3	62.2
Avg. Dist. to Rail [m]	1.9	1.0	2.0	1.0	0.8	1.3	2.0	0.8	1.6	3.4
Avg. Stride Freq. [Hz]	2.2	2.3	2.2	2.2	2.2	2.2	2.3	2.3	2.4	2.4
Avg. Stride Length [m]	5.9	7.0	7.0	7.0	7.0	7.1	7.1	7.2	7.2	7.2



- [] Ranking at each section and finish
- .-.- No data available at this section
- NA No data available



Horse/Jockey Name	He's A Saint
Final Rank	2
Fastest Section Time (Section)	0:11.53 (400m)
Top Speed [km/h] (Section)	64.1 (400m)
Race State	Finished



Doomben QLD Professional
Race 2: XXXX SIDELINE BEER GARDEN 3 MAY QTIS Three-Year-Old Handicap - 2000m

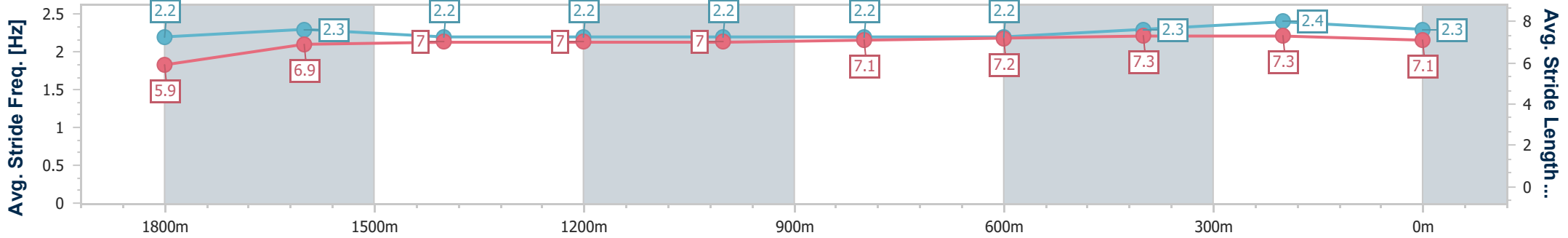
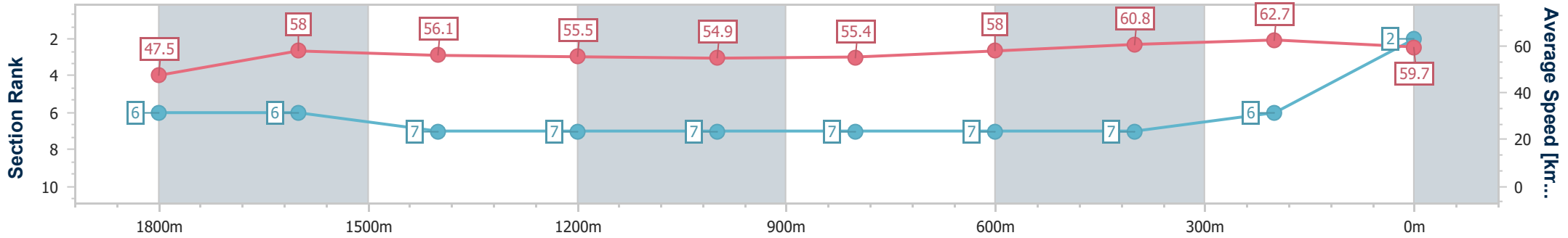


BRISBANE RACING CLUB

01 April 2025 - 12:18

Track Rating: Soft 7, Weather: Overcast, Rail Position: +0.5m Entire

Section	Overall	1800m	1600m	1400m	1200m	1000m	800m	600m	400m	200m
Section Times	2:07.42 [2] (0:15.21)	1:52.21 [6] (0:12.37)	1:39.84 [6] (0:12.84)	1:27.00 [7] (0:12.95)	1:14.05 [7] (0:13.12)	1:00.93 [7] (0:13.04)	0:47.89 [7] (0:12.45)	0:35.44 [7] (0:11.86)	0:23.58 [7] (0:11.53)	0:12.05 [6] (0:12.05)
Average Speed [km/h]	47.5	58.0	56.1	55.5	54.9	55.4	58.0	60.8	62.7	59.7
Top Speed [km/h]	59.9	61.0	58.7	56.2	56.6	57.4	62.3	62.6	64.1	62.2
Avg. Dist. to Rail [m]	1.6	0.7	1.0	0.3	1.4	1.1	1.0	0.4	2.6	3.1
Avg. Stride Freq. [Hz]	2.2	2.3	2.2	2.2	2.2	2.2	2.2	2.3	2.4	2.3
Avg. Stride Length [m]	5.9	6.9	7.0	7.0	7.0	7.1	7.2	7.3	7.3	7.1



- [] Ranking at each section and finish
- .-.- No data available at this section
- NA No data available



Horse/Jockey Name	High Class Roller
Final Rank	3
Fastest Section Time (Section)	0:11.79 (400m)
Top Speed [km/h] (Section)	62.3 (400m)
Race State	Finished



Doomben QLD Professional
 Race 2: XXXX SIDELINE BEER GARDEN 3 MAY QTIS Three-
 Year-Old Handicap - 2000m

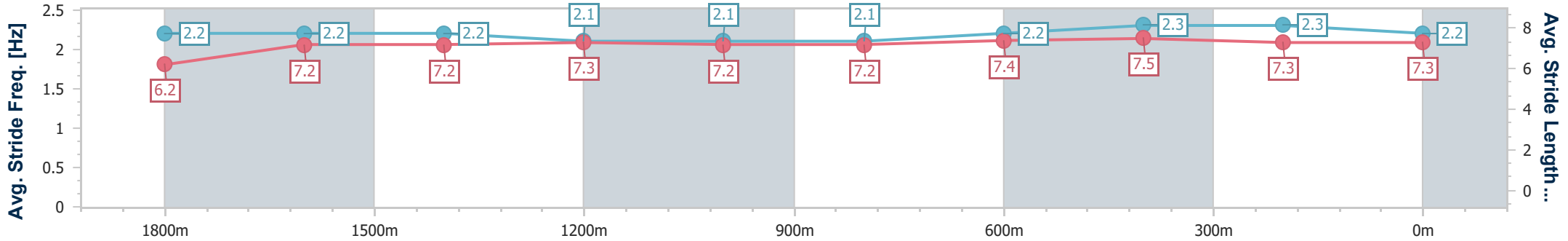
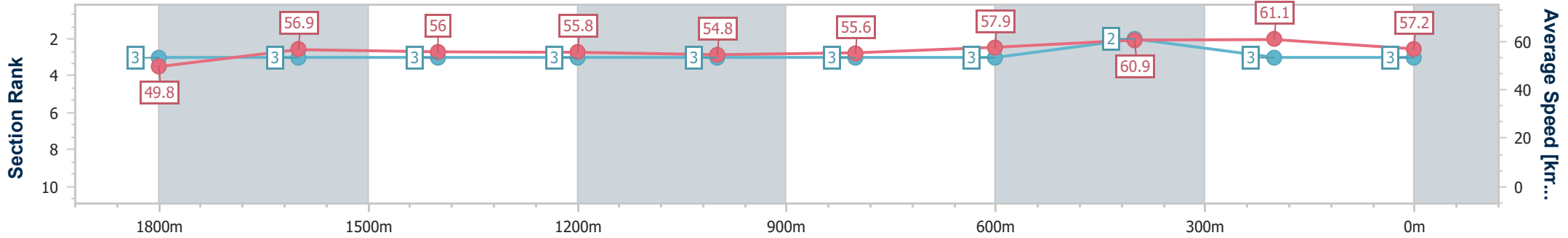


BRISBANE
 RACING CLUB

01 April 2025 - 12:18

Track Rating: Soft 7, Weather: Overcast, Rail Position: +0.5m Entire

Section	Overall	1800m	1600m	1400m	1200m	1000m	800m	600m	400m	200m
Section Times	2:07.65 [3] (0:14.50)	1:53.15 [3] (0:12.64)	1:40.51 [3] (0:12.75)	1:27.76 [3] (0:12.87)	1:14.89 [3] (0:13.12)	1:01.77 [3] (0:12.97)	0:48.80 [3] (0:12.59)	0:36.21 [3] (0:11.89)	0:24.32 [2] (0:11.79)	0:12.53 [3] (0:12.53)
Average Speed [km/h]	49.8	56.9	56.0	55.8	54.8	55.6	57.9	60.9	61.1	57.2
Top Speed [km/h]	61.0	60.2	56.9	56.4	55.4	56.6	61.0	61.9	62.3	60.6
Avg. Dist. to Rail [m]	6.5	0.7	1.1	0.7	1.0	1.2	2.0	0.8	2.2	4.6
Avg. Stride Freq. [Hz]	2.2	2.2	2.2	2.1	2.1	2.1	2.2	2.3	2.3	2.2
Avg. Stride Length [m]	6.2	7.2	7.2	7.3	7.2	7.2	7.4	7.5	7.3	7.3



- [] Ranking at each section and finish
- .-.- No data available at this section
- NA No data available



Horse/Jockey Name	Mad Ana
Final Rank	4
Fastest Section Time (Section)	0:11.78 (400m)
Top Speed [km/h] (Section)	62.1 (600m)
Race State	Finished



Doomben QLD Professional
 Race 2: XXXX SIDELINE BEER GARDEN 3 MAY QTIS Three-Year-Old Handicap - 2000m

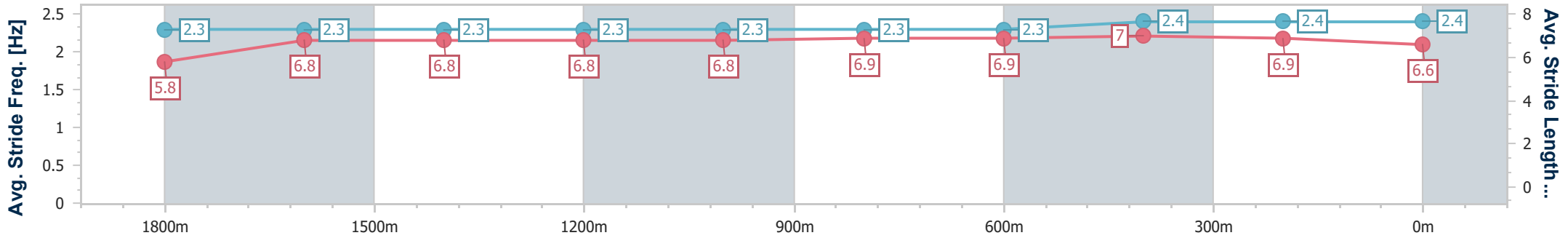
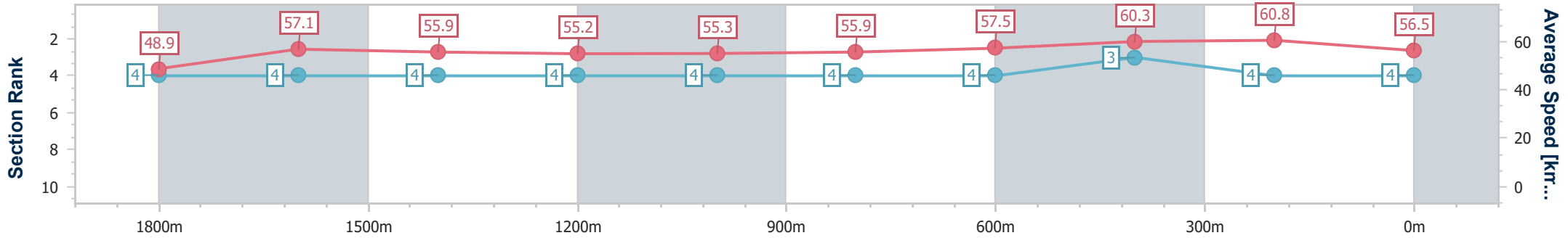


BRISBANE RACING CLUB

01 April 2025 - 12:18

Track Rating: Soft 7, Weather: Overcast, Rail Position: +0.5m Entire

Section	Overall	1800m	1600m	1400m	1200m	1000m	800m	600m	400m	200m
Section Times	2:07.95 [4] (0:14.77)	1:53.18 [4] (0:12.48)	1:40.70 [4] (0:12.82)	1:27.88 [4] (0:12.95)	1:14.93 [4] (0:13.08)	1:01.85 [4] (0:12.84)	0:49.01 [4] (0:12.53)	0:36.48 [4] (0:11.91)	0:24.57 [3] (0:11.78)	0:12.79 [4] (0:12.79)
Average Speed [km/h]	48.9	57.1	55.9	55.2	55.3	55.9	57.5	60.3	60.8	56.5
Top Speed [km/h]	60.6	60.3	57.2	57.2	56.2	57.0	61.0	62.1	61.8	60.6
Avg. Dist. to Rail [m]	4.8	1.4	1.7	0.6	0.4	0.3	0.2	0.7	1.0	1.2
Avg. Stride Freq. [Hz]	2.3	2.3	2.3	2.3	2.3	2.3	2.3	2.4	2.4	2.4
Avg. Stride Length [m]	5.8	6.8	6.8	6.8	6.8	6.9	6.9	7.0	6.9	6.6



- [] Ranking at each section and finish
- .-.- No data available at this section
- NA No data available



Horse/Jockey Name	Cherry Lips
Final Rank	5
Fastest Section Time (Section)	0:12.15 (400m)
Top Speed [km/h] (Section)	62.3 (Overall)
Race State	Finished



Doomben QLD Professional
 Race 2: XXXX SIDELINE BEER GARDEN 3 MAY QTIS Three-
 Year-Old Handicap - 2000m

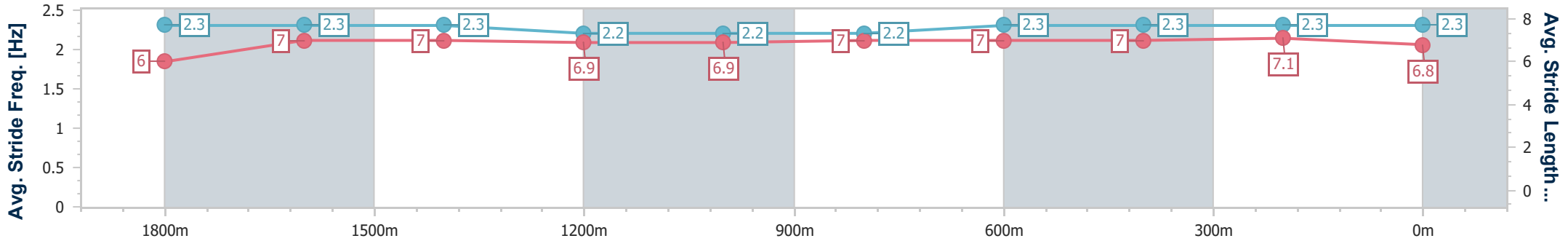
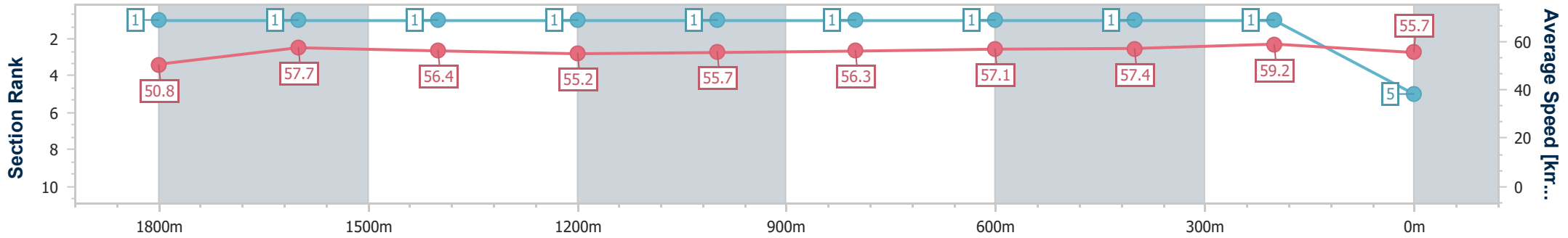
01 April 2025 - 12:18

Track Rating: Soft 7, Weather: Overcast, Rail Position: +0.5m Entire



BRISBANE
 RACING CLUB

Section	Overall	1800m	1600m	1400m	1200m	1000m	800m	600m	400m	200m
Section Times	2:07.98 [5] (0:14.15)	1:53.83 [1] (0:12.36)	1:41.47 [1] (0:12.67)	1:28.80 [1] (0:12.93)	1:15.87 [1] (0:12.96)	1:02.91 [1] (0:12.80)	0:50.11 [1] (0:12.56)	0:37.55 [1] (0:12.47)	0:25.08 [1] (0:12.15)	0:12.93 [1] (0:12.93)
Average Speed [km/h]	50.8	57.7	56.4	55.2	55.7	56.3	57.1	57.4	59.2	55.7
Top Speed [km/h]	62.3	60.3	57.5	56.2	56.9	58.2	58.2	59.2	60.1	58.5
Avg. Dist. to Rail [m]	3.3	2.3	2.1	1.1	0.1	0.3	0.2	0.9	0.6	0.2
Avg. Stride Freq. [Hz]	2.3	2.3	2.3	2.2	2.2	2.2	2.3	2.3	2.3	2.3
Avg. Stride Length [m]	6.0	7.0	7.0	6.9	6.9	7.0	7.0	7.0	7.1	6.8



- [] Ranking at each section and finish
- .-.- No data available at this section
- NA No data available



Horse/Jockey Name	Prince Levi
Final Rank	6
Fastest Section Time (Section)	0:11.69 (400m)
Top Speed [km/h] (Section)	62.3 (400m)
Race State	Finished



Doomben QLD Professional
 Race 2: XXXX SIDELINE BEER GARDEN 3 MAY QTIS Three-Year-Old Handicap - 2000m

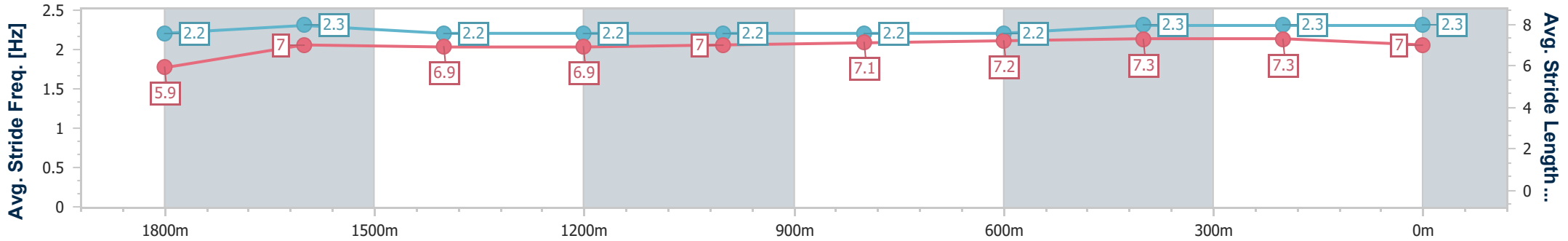
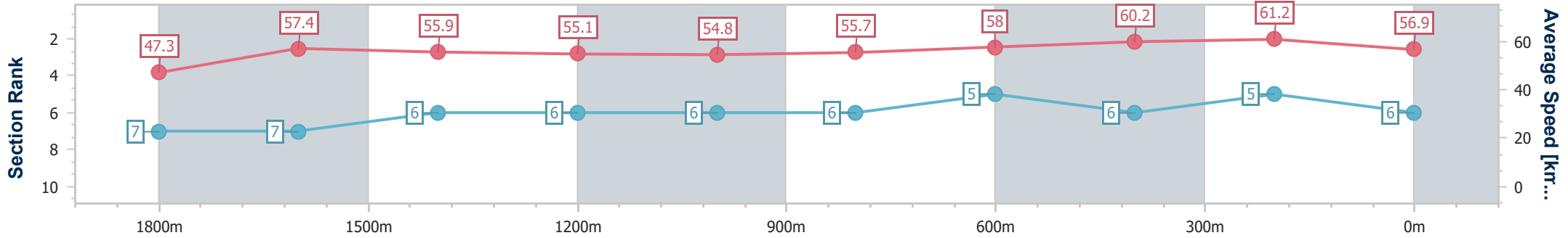


BRISBANE RACING CLUB

01 April 2025 - 12:18

Track Rating: Soft 7, Weather: Overcast, Rail Position: +0.5m Entire

Section	Overall	1800m	1600m	1400m	1200m	1000m	800m	600m	400m	200m
Section Times	2:08.02 [6] (0:15.23)	1:52.79 [7] (0:12.36)	1:40.43 [7] (0:12.75)	1:27.68 [6] (0:12.90)	1:14.78 [6] (0:13.14)	1:01.64 [6] (0:12.92)	0:48.72 [6] (0:12.41)	0:36.31 [5] (0:11.95)	0:24.36 [6] (0:11.69)	0:12.67 [5] (0:12.67)
Average Speed [km/h]	47.3	57.4	55.9	55.1	54.8	55.7	58.0	60.2	61.2	56.9
Top Speed [km/h]	61.3	61.3	56.7	56.2	56.0	57.3	61.7	61.5	62.3	60.9
Avg. Dist. to Rail [m]	1.2	2.3	3.1	1.6	0.6	0.5	0.1	0.6	0.6	1.0
Avg. Stride Freq. [Hz]	2.2	2.3	2.2	2.2	2.2	2.2	2.2	2.3	2.3	2.3
Avg. Stride Length [m]	5.9	7.0	6.9	6.9	7.0	7.1	7.2	7.3	7.3	7.0



- [] Ranking at each section and finish
- .-.- No data available at this section
- NA No data available



Horse/Jockey Name	The Dark Side
Final Rank	7
Fastest Section Time (Section)	0:11.64 (400m)
Top Speed [km/h] (Section)	63.0 (400m)
Race State	Finished



Doomben QLD Professional
Race 2: XXXX SIDELINE BEER GARDEN 3 MAY QTIS Three-Year-Old Handicap - 2000m

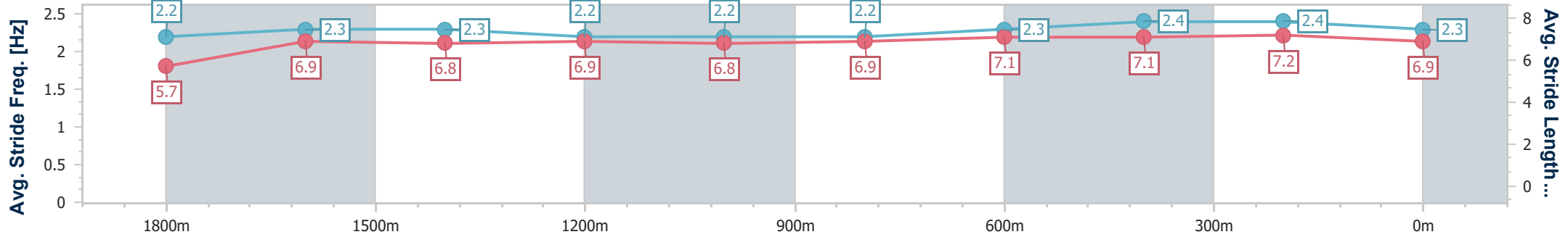
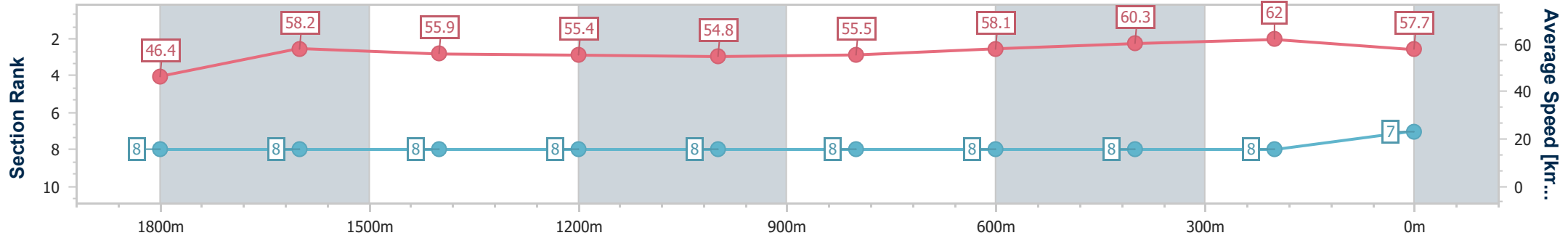


BRISBANE RACING CLUB

01 April 2025 - 12:18

Track Rating: Soft 7, Weather: Overcast, Rail Position: +0.5m Entire

Section	Overall	1800m	1600m	1400m	1200m	1000m	800m	600m	400m	200m
Section Times	2:08.34 [7] (0:15.55)	1:52.79 [8] (0:12.32)	1:40.47 [8] (0:12.85)	1:27.62 [8] (0:12.99)	1:14.63 [8] (0:13.15)	1:01.48 [8] (0:12.98)	0:48.50 [8] (0:12.41)	0:36.09 [8] (0:11.99)	0:24.10 [8] (0:11.64)	0:12.46 [8] (0:12.46)
Average Speed [km/h]	46.4	58.2	55.9	55.4	54.8	55.5	58.1	60.3	62.0	57.7
Top Speed [km/h]	60.9	61.5	58.2	56.9	57.5	57.1	61.6	61.4	63.0	61.5
Avg. Dist. to Rail [m]	2.0	1.6	0.5	0.7	1.8	0.6	0.4	0.7	0.5	2.1
Avg. Stride Freq. [Hz]	2.2	2.3	2.3	2.2	2.2	2.2	2.3	2.4	2.4	2.3
Avg. Stride Length [m]	5.7	6.9	6.8	6.9	6.8	6.9	7.1	7.1	7.2	6.9



- [] Ranking at each section and finish
- .-.- No data available at this section
- NA No data available



Horse/Jockey Name	Henley Room
Final Rank	8
Fastest Section Time (Section)	0:11.82 (400m)
Top Speed [km/h] (Section)	62.3 (400m)
Race State	Finished



Doomben QLD Professional
Race 2: XXXX SIDELINE BEER GARDEN 3 MAY QTIS Three-Year-Old Handicap - 2000m

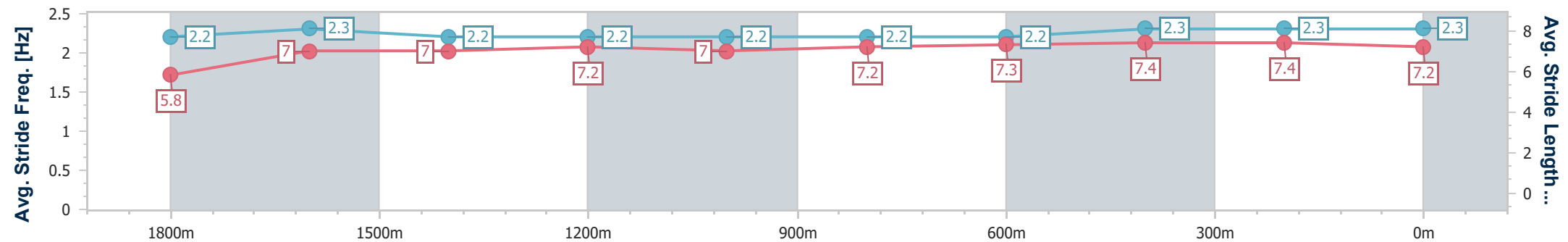
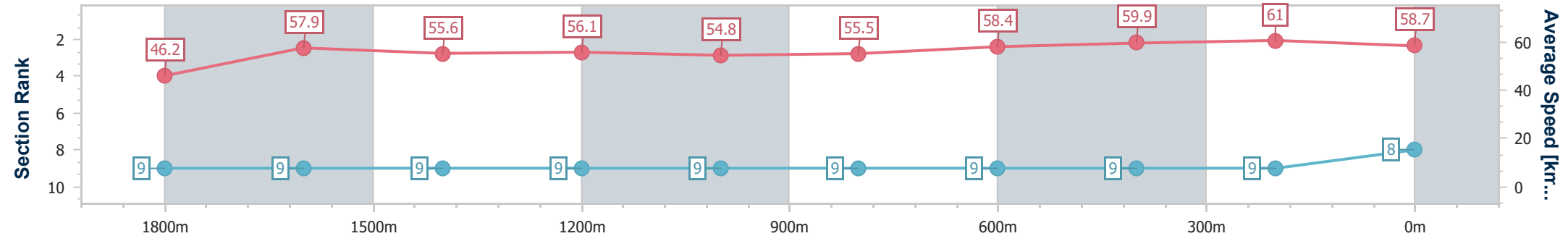
01 April 2025 - 12:18

Track Rating: Soft 7, Weather: Overcast, Rail Position: +0.5m Entire



BRISBANE RACING CLUB

Section	Overall	1800m	1600m	1400m	1200m	1000m	800m	600m	400m	200m
Section Times	2:08.66 [8] (0:15.55)	1:53.11 [9] (0:12.36)	1:40.75 [9] (0:12.91)	1:27.84 [9] (0:12.92)	1:14.92 [9] (0:13.17)	1:01.75 [9] (0:13.02)	0:48.73 [9] (0:12.42)	0:36.31 [9] (0:12.24)	0:24.07 [9] (0:11.82)	0:12.25 [9] (0:12.25)
Average Speed [km/h]	46.2	57.9	55.6	56.1	54.8	55.5	58.4	59.9	61.0	58.7
Top Speed [km/h]	59.9	60.3	59.5	57.8	57.1	57.1	60.9	61.5	62.3	61.1
Avg. Dist. to Rail [m]	2.3	1.8	0.5	0.8	1.5	1.3	2.3	2.4	3.3	6.3
Avg. Stride Freq. [Hz]	2.2	2.3	2.2	2.2	2.2	2.2	2.2	2.3	2.3	2.3
Avg. Stride Length [m]	5.8	7.0	7.0	7.2	7.0	7.2	7.3	7.4	7.4	7.2



- [] Ranking at each section and finish
- .-.- No data available at this section
- NA No data available



Horse/Jockey Name	Call Sign
Final Rank	9
Fastest Section Time (Section)	0:12.01 (600m)
Top Speed [km/h] (Section)	63.3 (Overall)
Race State	Finished



Doomben QLD Professional
 Race 2: XXXX SIDELINE BEER GARDEN 3 MAY QTIS Three-Year-Old Handicap - 2000m

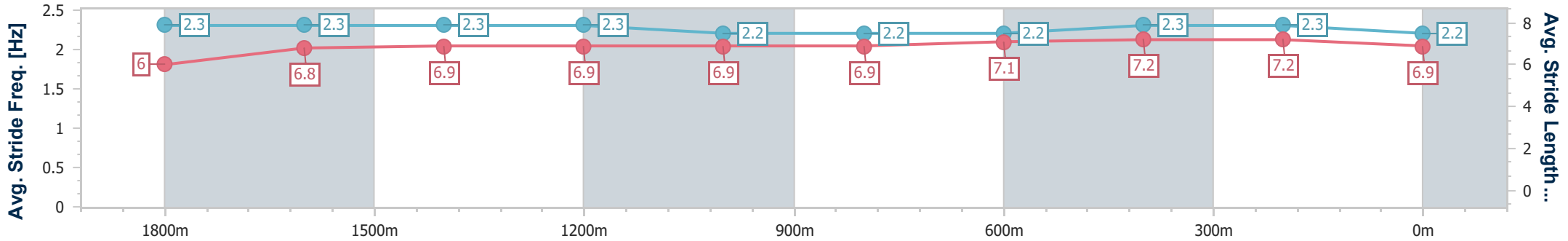
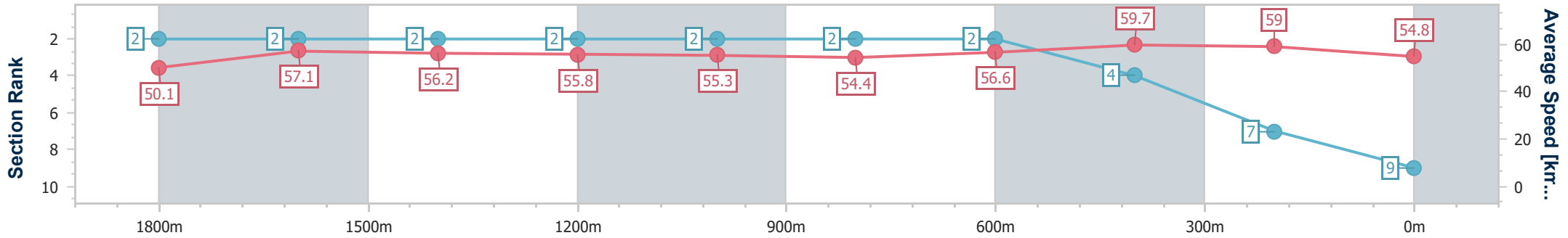


BRISBANE RACING CLUB

01 April 2025 - 12:18

Track Rating: Soft 7, Weather: Overcast, Rail Position: +0.5m Entire

Section	Overall	1800m	1600m	1400m	1200m	1000m	800m	600m	400m	200m
Section Times	2:08.72 [9] (0:14.38)	1:54.34 [2] (0:12.49)	1:41.85 [2] (0:12.72)	1:29.13 [2] (0:12.84)	1:16.29 [2] (0:13.01)	1:03.28 [2] (0:13.23)	0:50.05 [2] (0:12.73)	0:37.32 [2] (0:12.01)	0:25.31 [4] (0:12.22)	0:13.09 [7] (0:13.09)
Average Speed [km/h]	50.1	57.1	56.2	55.8	55.3	54.4	56.6	59.7	59.0	54.8
Top Speed [km/h]	63.3	61.5	57.5	56.4	55.9	55.3	60.1	60.8	59.7	58.7
Avg. Dist. to Rail [m]	2.4	1.0	2.0	1.1	1.6	1.1	0.5	0.5	0.9	3.0
Avg. Stride Freq. [Hz]	2.3	2.3	2.3	2.3	2.2	2.2	2.2	2.3	2.3	2.2
Avg. Stride Length [m]	6.0	6.8	6.9	6.9	6.9	6.9	7.1	7.2	7.2	6.9



- [] Ranking at each section and finish
- .-.- No data available at this section
- NA No data available



Doomben QLD Professional

Race 3: MICHAEL CAHILL Fillies and Mares BENCHMARK 70 Handicap - 1350m

01 April 2025 - 12:53



BRISBANE
RACING CLUB

Track Rating: Soft 6, Weather: Overcast, Rail Position: +0.5m Entire

Section		Overall	1200m	1000m	800m	600m	400m	Last 600m				
Field Times		1:21.28 (0:11.02)	1:10.26 (0:10.63)	0:59.63 (0:11.33)	0:48.30 (0:11.97)	0:36.33 (0:12.23)	0:24.10 (0:12.05)	0:36.33				
Rank	TAB Horse/Jockey	Barrier	Top Speed [km/h]	Fastest Section	Distance Travelled [m]							
1	2 ADIELLA Tahlia Fenlon	6	66.3 1200m	0:10.99 1200m	1:21.28 [1] (0:11.73)	1:09.55 [9] (0:10.99)	0:58.56 [9] (0:11.49)	0:47.07 [9] (0:12.00)	0:35.07 [9] (0:11.96)	0:23.11 [9] (0:11.40)	0:35.07	
2	10 FEARLESS THINKING Tiffani Brooker	2	66.6 1200m	0:10.95 1200m	1:21.36 [2] (0:11.27)	1:10.09 [5] (0:10.95)	0:59.14 [6] (0:11.56)	0:47.58 [6] (0:11.89)	0:35.69 [6] (0:12.07)	0:23.62 [5] (0:11.55)	0:35.69	-3
3	5 APRIL IN AUGUSTA Cejay Graham	8	68.5 1200m	0:10.79 1200m	1:21.59 [3] (0:11.53)	1:10.06 [7] (0:10.79)	0:59.27 [7] (0:11.52)	0:47.75 [7] (0:11.99)	0:35.76 [7] (0:11.91)	0:23.85 [6] (0:11.49)	0:35.76	+2
4	8 BUCKS FIZZ Damien Thornton	1	67.5 1200m	0:10.79 1200m	1:21.61 [4] (0:11.22)	1:10.39 [4] (0:10.79)	0:59.60 [4] (0:11.33)	0:48.27 [4] (0:11.95)	0:36.32 [4] (0:12.19)	0:24.13 [4] (0:11.83)	0:36.32	-3
5	3 HEYOKA Cody Collis	4	67.9 1200m	0:10.76 1200m	1:22.31 [5] (0:11.02)	1:11.29 [1] (0:10.76)	1:00.53 [2] (0:11.27)	0:49.26 [2] (0:11.96)	0:37.30 [2] (0:12.21)	0:25.09 [2] (0:12.03)	0:37.30	-2
6	4 SELLING SUNSET Boris Thornton	7	67.3 1200m	0:10.91 1200m	1:22.67 [6] (0:11.60)	1:11.07 [8] (0:10.91)	1:00.16 [8] (0:11.66)	0:48.50 [8] (0:11.90)	0:36.60 [8] (0:11.99)	0:24.61 [8] (0:11.72)	0:36.60	-6
7	11 TOO MUCH MAKEUP Georgina Cartwright	3	67.6 1200m	0:10.80 1200m	1:22.94 [7] (0:11.12)	1:11.82 [3] (0:10.80)	1:01.02 [3] (0:11.41)	0:49.61 [3] (0:11.76)	0:37.85 [3] (0:12.21)	0:25.64 [3] (0:12.24)	0:37.85	-7
8	6 POWER ACE Emily Lang	9	68.3 1200m	0:10.77 1200m	1:23.35 [8] (0:11.37)	1:11.98 [6] (0:10.77)	1:01.21 [5] (0:11.53)	0:49.68 [5] (0:11.94)	0:37.74 [5] (0:12.20)	0:25.54 [7] (0:12.28)	0:37.74	+1
9	1 SISTINE EXPLORER Courtney Bellamy	5	68.5 1200m	0:10.60 1200m	1:23.35 [9] (0:11.05)	1:12.30 [2] (0:10.60)	1:01.70 [1] (0:11.33)	0:50.37 [1] (0:11.97)	0:38.40 [1] (0:12.23)	0:26.17 [1] (0:12.52)	0:38.40	-6

Scratched: Wild Gypsy (#7), Iron Grace (#9)



Doomben QLD Professional
Race 3: MICHAEL CAHILL Fillies and Mares BENCHMARK 70 Handicap - 1350m

01 April 2025 - 12:53



BRISBANE
RACING CLUB

Track Rating: Soft 6, Weather: Overcast, Rail Position: +0.5m Entire

Section				200m				Last 600m	
Field Times				0:12.05 (0:12.05)				0:36.33	
Rank	TAB Horse/Jockey	Barrier	Top Speed [km/h]	Fastest Section	Margin				Distance Travelled [m]
1	2 ADIELLA Tahlia Fenlon	6	66.3 1200m	0:10.99 1200m	0:11.71 [6] (0:11.71)	1:21.28		0:35.07	
2	10 FEARLESS THINKING Tiffani Brooker	2	66.6 1200m	0:10.95 1200m	0:12.07 [3] (0:12.07)	0.46L		0:35.69	-3
3	5 APRIL IN AUGUSTA Cejay Graham	8	68.5 1200m	0:10.79 1200m	0:12.36 [1] (0:12.36)	1.8L		0:35.76	+2
4	8 BUCKS FIZZ Damien Thornton	1	67.5 1200m	0:10.79 1200m	0:12.30 [4] (0:12.30)	1.95L		0:36.32	-3
5	3 HEYOKA Cody Collis	4	67.9 1200m	0:10.76 1200m	0:13.06 [2] (0:13.06)	6.02L		0:37.30	-2
6	4 SELLING SUNSET Boris Thornton	7	67.3 1200m	0:10.91 1200m	0:12.89 [8] (0:12.89)	8.16L		0:36.60	-6
7	11 TOO MUCH MAKEUP Georgina Cartwright	3	67.6 1200m	0:10.80 1200m	0:13.40 [5] (0:13.40)	9.73L		0:37.85	-7
8	6 POWER ACE Emily Lang	9	68.3 1200m	0:10.77 1200m	0:13.26 [9] (0:13.26)	12.16L		0:37.74	+1
9	1 SISTINE EXPLORER Courtney Bellamy	5	68.5 1200m	0:10.60 1200m	0:13.65 [7] (0:13.65)	12.16L		0:38.40	-6

Scratched: Wild Gypsy (#7), Iron Grace (#9)



Horse/Jockey Name	Adiella
Final Rank	1
Fastest Section Time (Section)	0:10.99 (1200m)
Top Speed [km/h] (Section)	66.3 (1200m)
Race State	Finished



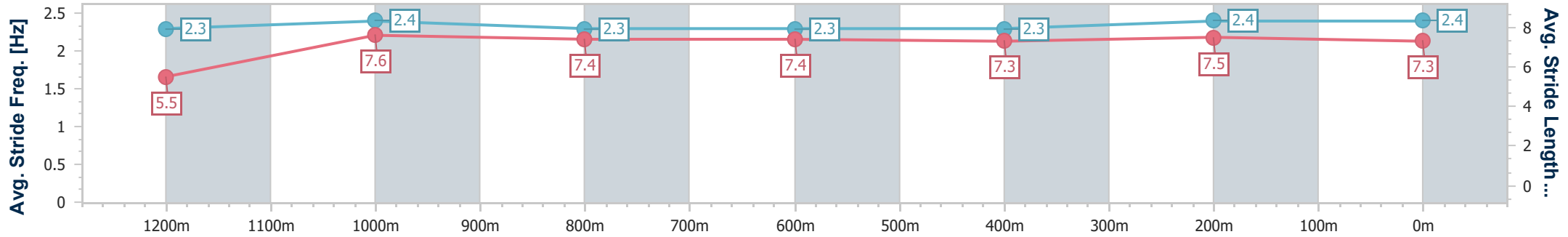
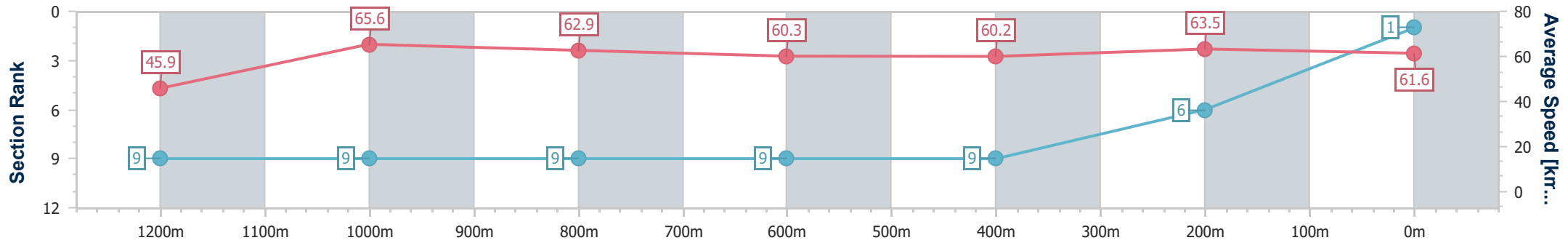
Doomben QLD Professional
Race 3: MICHAEL CAHILL Fillies and Mares BENCHMARK 70
Handicap - 1350m
01 April 2025 - 12:53



BRISBANE
RACING CLUB

Track Rating: Soft 6, Weather: Overcast, Rail Position: +0.5m Entire

Section	Overall	1200m	1000m	800m	600m	400m	200m
Section Times	1:21.28 [1] (0:11.73)	1:09.55 [9] (0:10.99)	0:58.56 [9] (0:11.49)	0:47.07 [9] (0:12.00)	0:35.07 [9] (0:11.96)	0:23.11 [9] (0:11.40)	0:11.71 [6] (0:11.71)
Average Speed [km/h]	45.9	65.6	62.9	60.3	60.2	63.5	61.6
Top Speed [km/h]	64.5	66.3	65.7	61.4	61.4	64.9	64.1
Avg. Dist. to Rail [m]	4.8	1.2	1.4	0.9	0.6	4.1	6.2
Avg. Stride Freq. [Hz]	2.3	2.4	2.3	2.3	2.3	2.4	2.4
Avg. Stride Length [m]	5.5	7.6	7.4	7.4	7.3	7.5	7.3



- [] Ranking at each section and finish
- .-.- No data available at this section
- NA No data available



Horse/Jockey Name	Fearless Thinking
Final Rank	2
Fastest Section Time (Section)	0:10.95 (1200m)
Top Speed [km/h] (Section)	66.6 (1200m)
Race State	Finished



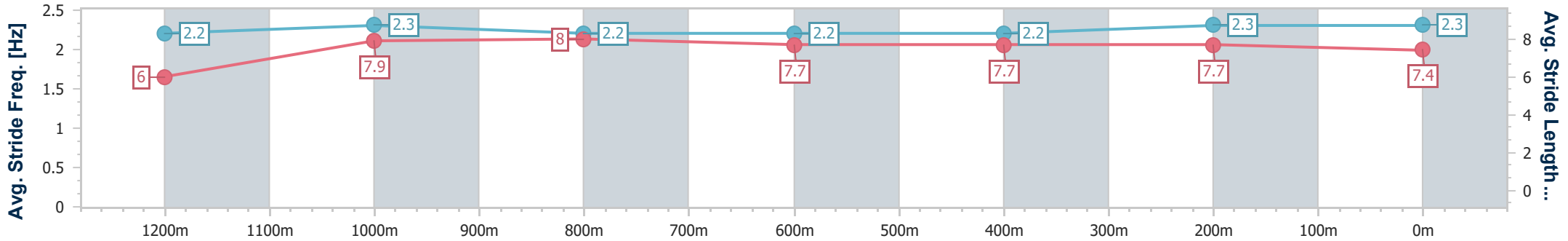
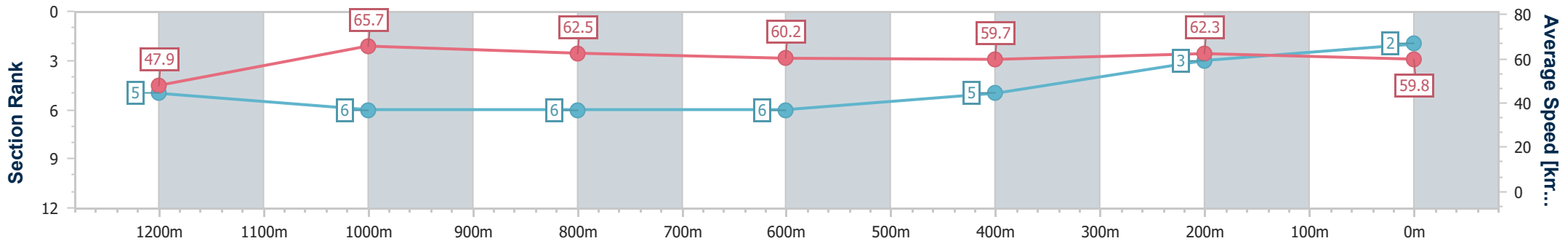
Doomben QLD Professional
Race 3: MICHAEL CAHILL Fillies and Mares BENCHMARK 70
Handicap - 1350m
01 April 2025 - 12:53



BRISBANE
RACING CLUB

Track Rating: Soft 6, Weather: Overcast, Rail Position: +0.5m Entire

Section	Overall	1200m	1000m	800m	600m	400m	200m
Section Times	1:21.36 [2] (0:11.27)	1:10.09 [5] (0:10.95)	0:59.14 [6] (0:11.56)	0:47.58 [6] (0:11.89)	0:35.69 [6] (0:12.07)	0:23.62 [5] (0:11.55)	0:12.07 [3] (0:12.07)
Average Speed [km/h]	47.9	65.7	62.5	60.2	59.7	62.3	59.8
Top Speed [km/h]	65.5	66.6	65.5	61.1	60.6	63.9	62.5
Avg. Dist. to Rail [m]	3.7	2.6	1.2	0.4	0.3	2.6	4.7
Avg. Stride Freq. [Hz]	2.2	2.3	2.2	2.2	2.2	2.3	2.3
Avg. Stride Length [m]	6.0	7.9	8.0	7.7	7.7	7.7	7.4



- [] Ranking at each section and finish
- .-.- No data available at this section
- NA No data available



Horse/Jockey Name	April In Augusta
Final Rank	3
Fastest Section Time (Section)	0:10.79 (1200m)
Top Speed [km/h] (Section)	68.5 (1200m)
Race State	Finished

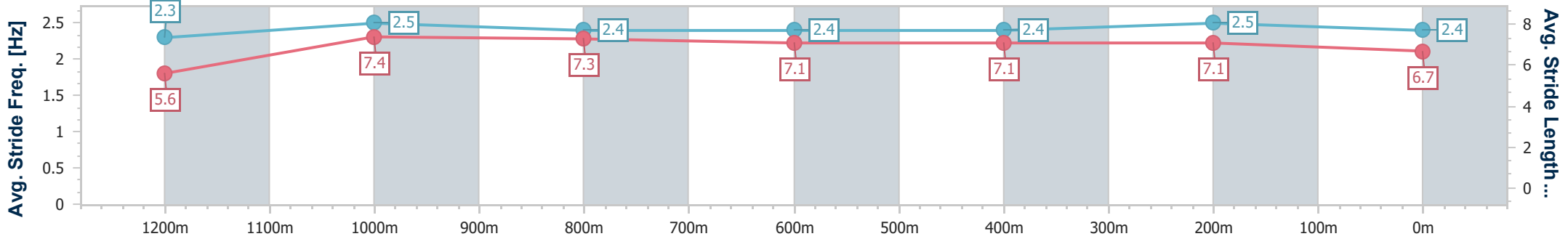
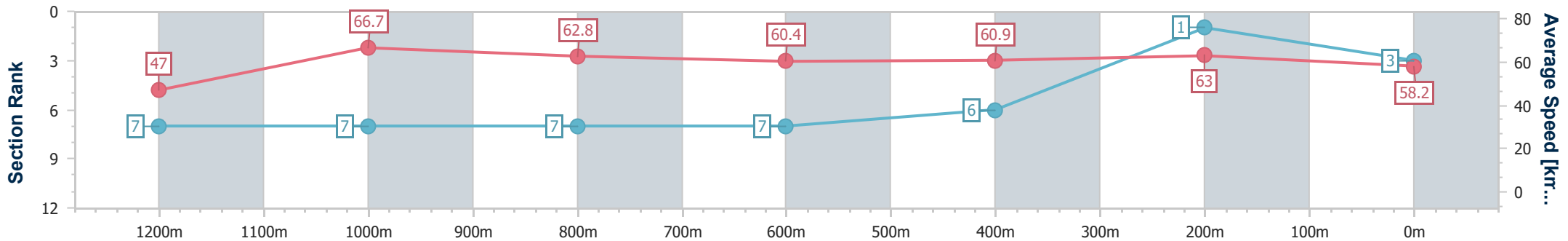


Doomben QLD Professional
Race 3: MICHAEL CAHILL Fillies and Mares BENCHMARK 70
Handicap - 1350m
01 April 2025 - 12:53
Track Rating: Soft 6, Weather: Overcast, Rail Position: +0.5m Entire



BRISBANE
RACING CLUB

Section	Overall	1200m	1000m	800m	600m	400m	200m
Section Times	1:21.59 [3] (0:11.53)	1:10.06 [7] (0:10.79)	0:59.27 [7] (0:11.52)	0:47.75 [7] (0:11.99)	0:35.76 [7] (0:11.91)	0:23.85 [6] (0:11.49)	0:12.36 [1] (0:12.36)
Average Speed [km/h]	47.0	66.7	62.8	60.4	60.9	63.0	58.2
Top Speed [km/h]	65.0	68.5	66.2	62.3	63.1	64.5	60.5
Avg. Dist. to Rail [m]	8.3	2.3	2.0	1.4	0.9	3.2	3.8
Avg. Stride Freq. [Hz]	2.3	2.5	2.4	2.4	2.4	2.5	2.4
Avg. Stride Length [m]	5.6	7.4	7.3	7.1	7.1	7.1	6.7



- [] Ranking at each section and finish
- .-.- No data available at this section
- NA No data available



Horse/Jockey Name	Bucks Fizz
Final Rank	4
Fastest Section Time (Section)	0:10.79 (1200m)
Top Speed [km/h] (Section)	67.5 (1200m)
Race State	Finished



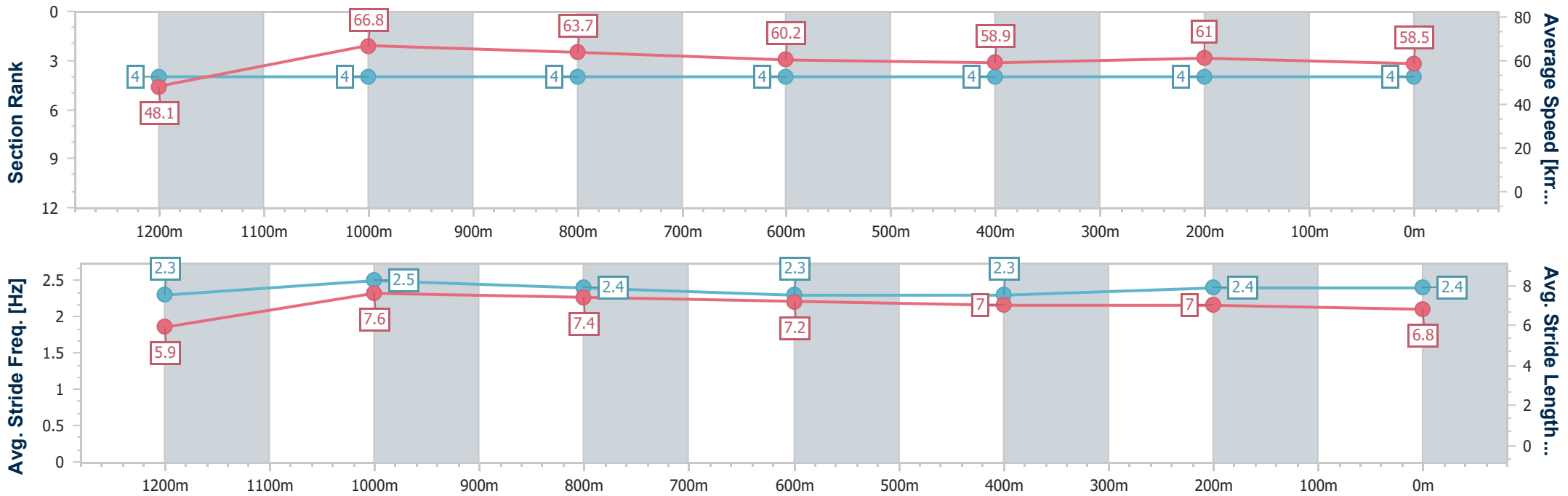
Doomben QLD Professional
Race 3: MICHAEL CAHILL Fillies and Mares BENCHMARK 70
Handicap - 1350m
01 April 2025 - 12:53



BRISBANE
RACING CLUB

Track Rating: Soft 6, Weather: Overcast, Rail Position: +0.5m Entire

Section	Overall	1200m	1000m	800m	600m	400m	200m
Section Times	1:21.61 [4] (0:11.22)	1:10.39 [4] (0:10.79)	0:59.60 [4] (0:11.33)	0:48.27 [4] (0:11.95)	0:36.32 [4] (0:12.19)	0:24.13 [4] (0:11.83)	0:12.30 [4] (0:12.30)
Average Speed [km/h]	48.1	66.8	63.7	60.2	58.9	61.0	58.5
Top Speed [km/h]	65.5	67.5	65.5	62.0	59.8	62.5	61.2
Avg. Dist. to Rail [m]	3.4	1.8	0.7	0.4	0.5	0.5	1.6
Avg. Stride Freq. [Hz]	2.3	2.5	2.4	2.3	2.3	2.4	2.4
Avg. Stride Length [m]	5.9	7.6	7.4	7.2	7.0	7.0	6.8



- [] Ranking at each section and finish
- .-.- No data available at this section
- NA No data available



Horse/Jockey Name	Heyoka
Final Rank	5
Fastest Section Time (Section)	0:10.76 (1200m)
Top Speed [km/h] (Section)	67.9 (1200m)
Race State	Finished



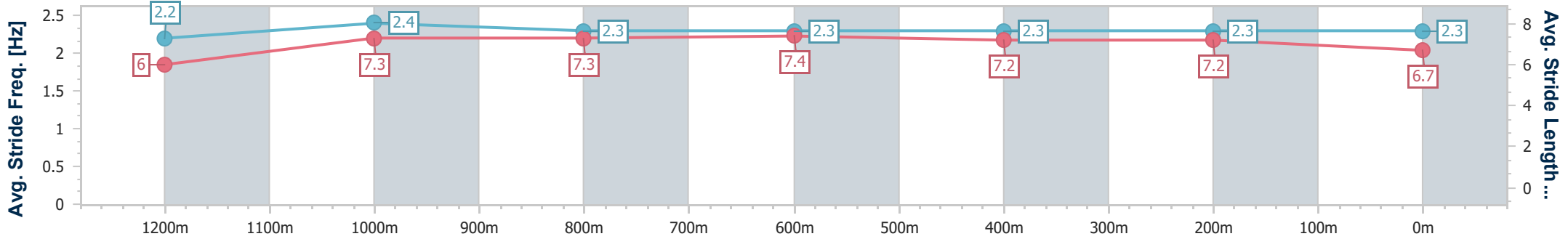
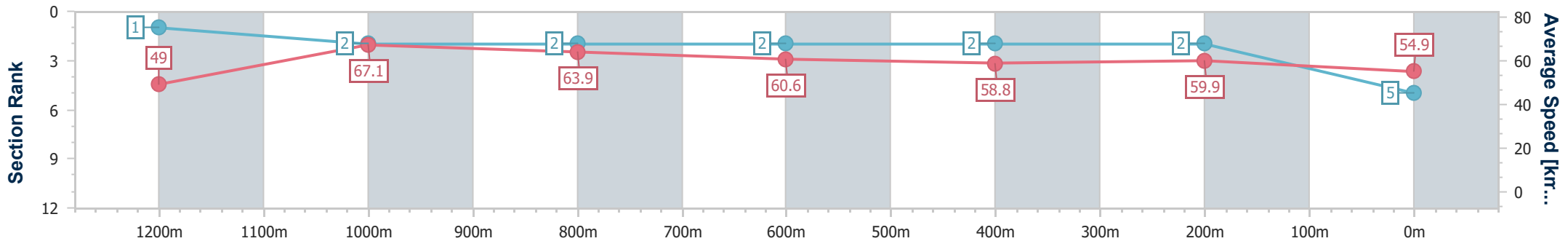
Doomben QLD Professional
Race 3: MICHAEL CAHILL Fillies and Mares BENCHMARK 70
Handicap - 1350m
01 April 2025 - 12:53



BRISBANE
RACING CLUB

Track Rating: Soft 6, Weather: Overcast, Rail Position: +0.5m Entire

Section	Overall	1200m	1000m	800m	600m	400m	200m
Section Times	1:22.31 [5] (0:11.02)	1:11.29 [1] (0:10.76)	1:00.53 [2] (0:11.27)	0:49.26 [2] (0:11.96)	0:37.30 [2] (0:12.21)	0:25.09 [2] (0:12.03)	0:13.06 [2] (0:13.06)
Average Speed [km/h]	49.0	67.1	63.9	60.6	58.8	59.9	54.9
Top Speed [km/h]	65.7	67.9	66.7	61.7	60.0	60.8	59.0
Avg. Dist. to Rail [m]	6.5	4.9	1.9	0.8	0.4	0.4	0.7
Avg. Stride Freq. [Hz]	2.2	2.4	2.3	2.3	2.3	2.3	2.3
Avg. Stride Length [m]	6.0	7.3	7.3	7.4	7.2	7.2	6.7



- [] Ranking at each section and finish
- .-.- No data available at this section
- NA No data available



Horse/Jockey Name	Selling Sunset
Final Rank	6
Fastest Section Time (Section)	0:10.91 (1200m)
Top Speed [km/h] (Section)	67.3 (1200m)
Race State	Finished



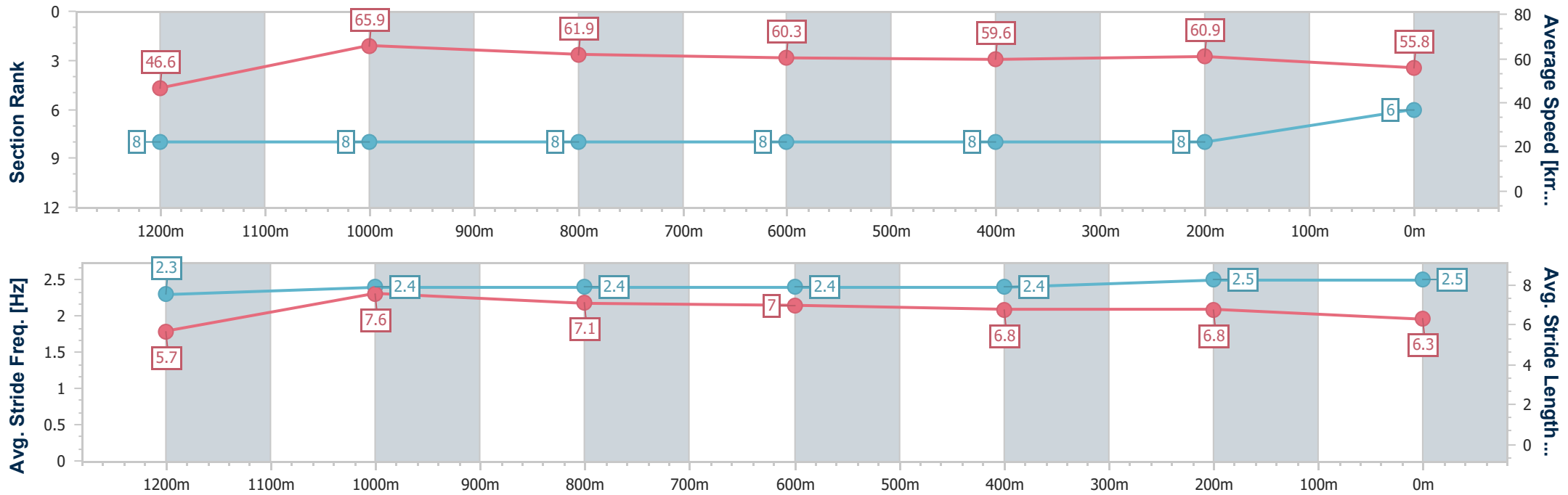
Doomben QLD Professional
Race 3: MICHAEL CAHILL Fillies and Mares BENCHMARK 70
Handicap - 1350m
01 April 2025 - 12:53



BRISBANE
RACING CLUB

Track Rating: Soft 6, Weather: Overcast, Rail Position: +0.5m Entire

Section	Overall	1200m	1000m	800m	600m	400m	200m
Section Times	1:22.67 [6] (0:11.60)	1:11.07 [8] (0:10.91)	1:00.16 [8] (0:11.66)	0:48.50 [8] (0:11.90)	0:36.60 [8] (0:11.99)	0:24.61 [8] (0:11.72)	0:12.89 [8] (0:12.89)
Average Speed [km/h]	46.6	65.9	61.9	60.3	59.6	60.9	55.8
Top Speed [km/h]	65.0	67.3	65.4	62.4	61.0	62.3	60.8
Avg. Dist. to Rail [m]	6.5	1.2	0.8	0.4	1.1	2.4	1.0
Avg. Stride Freq. [Hz]	2.3	2.4	2.4	2.4	2.4	2.5	2.5
Avg. Stride Length [m]	5.7	7.6	7.1	7.0	6.8	6.8	6.3



- [] Ranking at each section and finish
- .-.- No data available at this section
- NA No data available



Horse/Jockey Name	Too Much Makeup
Final Rank	7
Fastest Section Time (Section)	0:10.80 (1200m)
Top Speed [km/h] (Section)	67.6 (1200m)
Race State	Finished



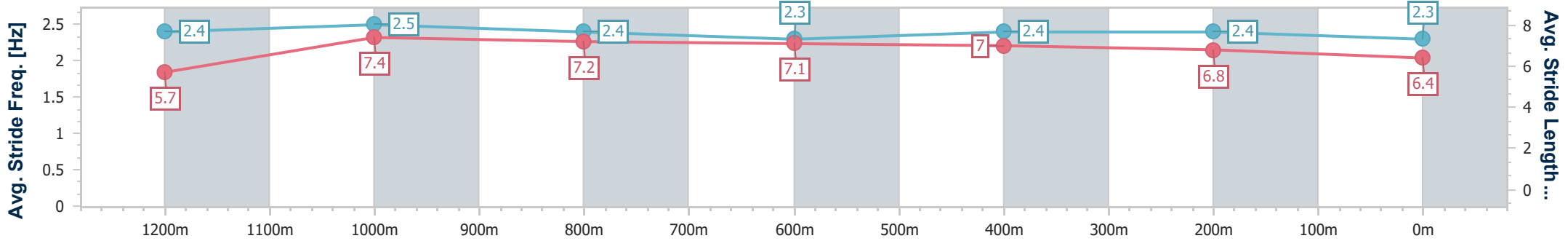
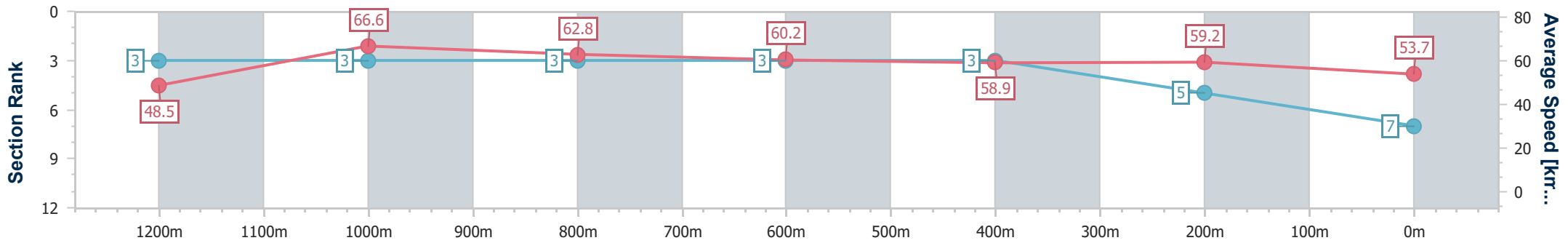
Doomben QLD Professional
Race 3: MICHAEL CAHILL Fillies and Mares BENCHMARK 70
Handicap - 1350m
01 April 2025 - 12:53



BRISBANE
RACING CLUB

Track Rating: Soft 6, Weather: Overcast, Rail Position: +0.5m Entire

Section	Overall	1200m	1000m	800m	600m	400m	200m
Section Times	1:22.94 [7] (0:11.12)	1:11.82 [3] (0:10.80)	1:01.02 [3] (0:11.41)	0:49.61 [3] (0:11.76)	0:37.85 [3] (0:12.21)	0:25.64 [3] (0:12.24)	0:13.40 [5] (0:13.40)
Average Speed [km/h]	48.5	66.6	62.8	60.2	58.9	59.2	53.7
Top Speed [km/h]	66.0	67.6	65.2	61.8	59.7	59.9	57.8
Avg. Dist. to Rail [m]	4.9	1.7	2.1	2.6	0.7	3.0	3.0
Avg. Stride Freq. [Hz]	2.4	2.5	2.4	2.3	2.4	2.4	2.3
Avg. Stride Length [m]	5.7	7.4	7.2	7.1	7.0	6.8	6.4



- [] Ranking at each section and finish
- .-.- No data available at this section
- NA No data available



Horse/Jockey Name	Power Ace
Final Rank	8
Fastest Section Time (Section)	0:10.77 (1200m)
Top Speed [km/h] (Section)	68.3 (1200m)
Race State	Finished



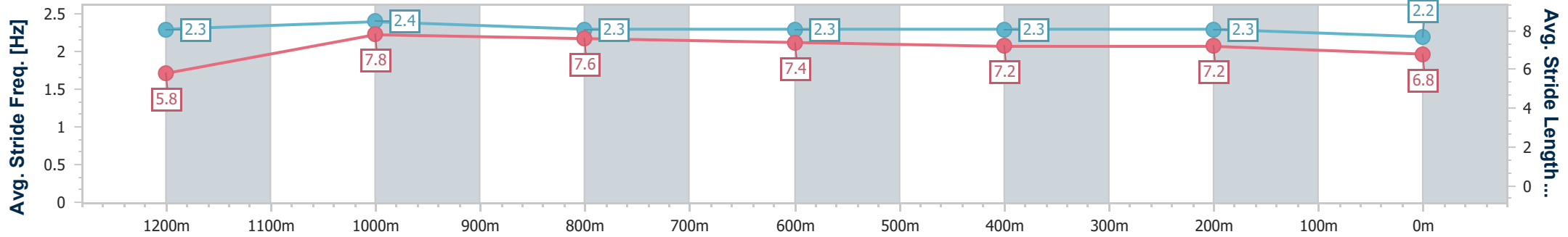
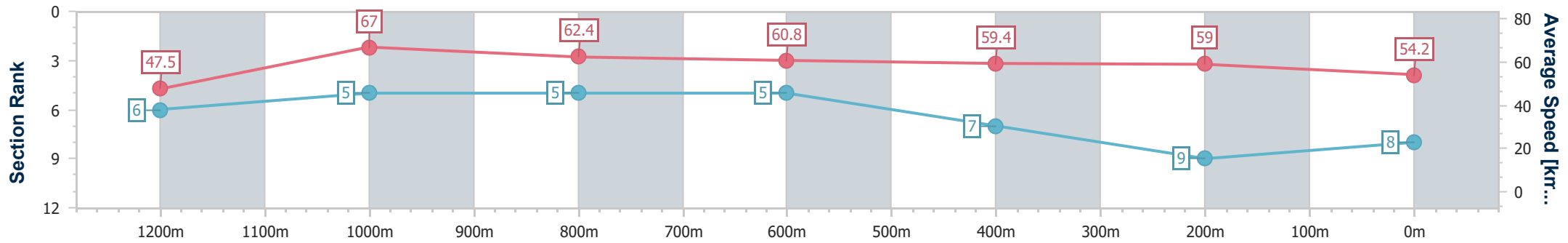
Doomben QLD Professional
Race 3: MICHAEL CAHILL Fillies and Mares BENCHMARK 70
Handicap - 1350m
01 April 2025 - 12:53



BRISBANE
RACING CLUB

Track Rating: Soft 6, Weather: Overcast, Rail Position: +0.5m Entire

Section	Overall	1200m	1000m	800m	600m	400m	200m
Section Times	1:23.35 [8] (0:11.37)	1:11.98 [6] (0:10.77)	1:01.21 [5] (0:11.53)	0:49.68 [5] (0:11.94)	0:37.74 [5] (0:12.20)	0:25.54 [7] (0:12.28)	0:13.26 [9] (0:13.26)
Average Speed [km/h]	47.5	67.0	62.4	60.8	59.4	59.0	54.2
Top Speed [km/h]	66.8	68.3	64.8	61.4	60.5	59.9	57.5
Avg. Dist. to Rail [m]	10.6	6.8	1.6	1.2	1.3	3.5	4.0
Avg. Stride Freq. [Hz]	2.3	2.4	2.3	2.3	2.3	2.3	2.2
Avg. Stride Length [m]	5.8	7.8	7.6	7.4	7.2	7.2	6.8



- [] Ranking at each section and finish
- .-.- No data available at this section
- NA No data available



Horse/Jockey Name	Sistine Explorer
Final Rank	9
Fastest Section Time (Section)	0:10.60 (1200m)
Top Speed [km/h] (Section)	68.5 (1200m)
Race State	Finished



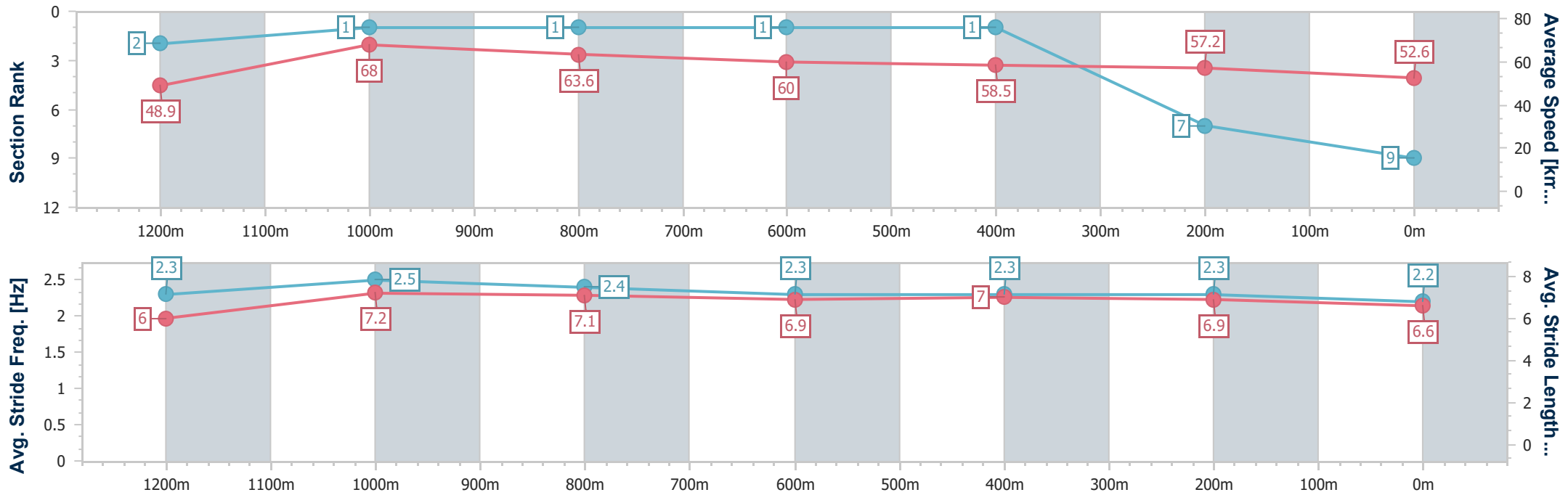
Doomben QLD Professional
Race 3: MICHAEL CAHILL Fillies and Mares BENCHMARK 70
Handicap - 1350m
01 April 2025 - 12:53



BRISBANE
RACING CLUB

Track Rating: Soft 6, Weather: Overcast, Rail Position: +0.5m Entire

Section	Overall	1200m	1000m	800m	600m	400m	200m
Section Times	1:23.35 [9] (0:11.05)	1:12.30 [2] (0:10.60)	1:01.70 [1] (0:11.33)	0:50.37 [1] (0:11.97)	0:38.40 [1] (0:12.23)	0:26.17 [1] (0:12.52)	0:13.65 [7] (0:13.65)
Average Speed [km/h]	48.9	68.0	63.6	60.0	58.5	57.2	52.6
Top Speed [km/h]	67.2	68.5	67.3	60.7	59.5	58.0	55.8
Avg. Dist. to Rail [m]	7.5	5.4	0.3	0.6	1.0	1.7	1.7
Avg. Stride Freq. [Hz]	2.3	2.5	2.4	2.3	2.3	2.3	2.2
Avg. Stride Length [m]	6.0	7.2	7.1	6.9	7.0	6.9	6.6



- [] Ranking at each section and finish
- .-.- No data available at this section
- NA No data available



Doomben QLD Professional
Race 4: LADBROKES CALCUTTA & LUNCHEON 13 JUNE Colts,
Geldings and Entirees BENCHMARK 70 Handicap - 1350m
01 April 2025 - 13:29



Track Rating: Soft 6, Weather: Overcast, Rail Position: +0.5m Entire

Section		Overall	1200m	1000m	800m	600m	400m	Last 600m				
Field Times		1:21.65 (0:11.05)	1:10.60 (0:10.98)	0:59.62 (0:11.58)	0:48.04 (0:12.21)	0:35.83 (0:12.28)	0:23.55 (0:11.61)	0:35.83				
Rank	TAB Horse/Jockey	Barrier	Top Speed [km/h]	Fastest Section							Distance Travelled [m]	
1	12 LUDOVISI Noel Callow	8	66.4 400m	0:11.14 400m	1:21.65 [1] (0:11.69)	1:09.96 [10] (0:11.37)	0:58.59 [11] (0:11.57)	0:47.02 [11] (0:12.23)	0:34.79 [10] (0:11.99)	0:22.80 [9] (0:11.14)	0:34.79	
2	4 CASTILLIAN Ryan Maloney	7	66.2 400m	0:11.09 1200m	1:21.91 [2] (0:11.36)	1:10.55 [8] (0:11.09)	0:59.46 [8] (0:11.55)	0:47.91 [7] (0:12.41)	0:35.50 [7] (0:12.20)	0:23.30 [6] (0:11.26)	0:35.50	+0
3	9 TEXAS FIREBALL Martin Harley	3	65.8 400m	0:11.27 400m	1:21.98 [3] (0:11.44)	1:10.54 [9] (0:11.42)	0:59.12 [10] (0:11.44)	0:47.68 [9] (0:12.28)	0:35.40 [9] (0:12.23)	0:23.17 [8] (0:11.27)	0:35.40	+1
4	1 RIMBAUD Tahlia Fenlon	5	66.4 400m	0:11.15 Overall	1:21.99 [4] (0:11.15)	1:10.84 [4] (0:11.20)	0:59.64 [6] (0:11.62)	0:48.02 [5] (0:12.44)	0:35.58 [6] (0:12.26)	0:23.32 [7] (0:11.19)	0:35.58	+1
5	6 GOOD LIEUTENANT Cejay Graham	11	65.7 1000m	0:11.08 1200m	1:22.14 [5] (0:11.16)	1:10.98 [5] (0:11.08)	0:59.90 [5] (0:11.37)	0:48.53 [1] (0:12.21)	0:36.32 [1] (0:12.28)	0:24.04 [1] (0:11.61)	0:36.32	+0
6	8 BOYS NIGHT OUT Damien Thornton	2	66.0 1200m	0:11.11 1200m	1:22.21 [6] (0:11.33)	1:10.88 [7] (0:11.11)	0:59.77 [7] (0:11.65)	0:48.12 [8] (0:12.49)	0:35.63 [8] (0:12.28)	0:23.35 [10] (0:11.38)	0:35.63	-6
7	13 SOBUTE Bailey Wheeler	6	67.0 1200m	0:11.03 1200m	1:22.24 [7] (0:11.76)	1:10.48 [11] (0:11.03)	0:59.45 [9] (0:11.53)	0:47.92 [10] (0:12.61)	0:35.31 [11] (0:12.20)	0:23.11 [11] (0:11.21)	0:35.31	-5
8	11 JONNY DA WOLF Georgina Cartwright	4	65.2 1200m	0:11.06 Overall	1:22.30 [8] (0:11.06)	1:11.24 [3] (0:11.16)	1:00.08 [3] (0:11.71)	0:48.37 [4] (0:12.37)	0:36.00 [4] (0:12.20)	0:23.80 [4] (0:11.51)	0:36.00	-3
9	10 VORACIOUS Emily Lang	1	65.8 1200m	0:11.06 1200m	1:22.31 [9] (0:11.18)	1:11.13 [6] (0:11.06)	1:00.07 [4] (0:11.74)	0:48.33 [6] (0:12.42)	0:35.91 [5] (0:12.18)	0:23.73 [5] (0:11.54)	0:35.91	-6
10	7 TOO HARD TO REFUSE Courtney Bellamy	10	66.4 1200m	0:11.01 1200m	1:22.68 [10] (0:11.05)	1:11.63 [1] (0:11.01)	1:00.62 [2] (0:11.66)	0:48.96 [3] (0:12.41)	0:36.55 [3] (0:12.23)	0:24.32 [2] (0:11.72)	0:36.55	-5

Scratched: Thankyou Henry (#3), Rideau (#14), Genetic Freak (#5)



Doomben QLD Professional
Race 4: LADBROKES CALCUTTA & LUNCHEON 13 JUNE Colts,
Geldings and Entires BENCHMARK 70 Handicap - 1350m
01 April 2025 - 13:29



Track Rating: Soft 6, Weather: Overcast, Rail Position: +0.5m Entire

Section	Overall	1200m	1000m	800m	600m	400m	Last 600m
Field Times	1:21.65 (0:11.05)	1:10.60 (0:10.98)	0:59.62 (0:11.58)	0:48.04 (0:12.21)	0:35.83 (0:12.28)	0:23.55 (0:11.61)	0:35.83

Rank	TAB	Horse/Jockey	Barrier	Top Speed [km/h]	Fastest Section	Distance Travelled [m]
11	2	HANG FIVE	9	66.6	0:10.98	
		Cody Collis		1200m	1200m	

Scratched: Thankyou Henry (#3), Rideau (#14), Genetic Freak (#5)



Doomben QLD Professional
Race 4: LADBROKES CALCUTTA & LUNCHEON 13 JUNE Colts,
Geldings and Entires BENCHMARK 70 Handicap - 1350m
01 April 2025 - 13:29



Track Rating: Soft 6, Weather: Overcast, Rail Position: +0.5m Entire

Section				200m				Last 600m	
Field Times				0:11.94 (0:11.94)				0:35.83	
Rank	TAB	Horse/Jockey	Barrier	Top Speed [km/h]	Fastest Section	Margin			Distance Travelled [m]
1	12	LUDOVISI Noel Callow	8	66.4 400m	0:11.14 400m	0:11.66 [4] (0:11.66)	1:21.65		0:34.79
2	4	CASTILLIAN Ryan Maloney	7	66.2 400m	0:11.09 1200m	0:12.04 [3] (0:12.04)	1.51L		0:35.50 +0
3	9	TEXAS FIREBALL Martin Harley	3	65.8 400m	0:11.27 400m	0:11.90 [7] (0:11.90)	1.93L		0:35.40 +1
4	1	RIMBAUD Tahlia Fenlon	5	66.4 400m	0:11.15 Overall	0:12.13 [2] (0:12.13)	1.99L		0:35.58 +1
5	6	GOOD LIEUTENANT Cejay Graham	11	65.7 1000m	0:11.08 1200m	0:12.43 [1] (0:12.43)	2.89L		0:36.32 +0
6	8	BOYS NIGHT OUT Damien Thornton	2	66.0 1200m	0:11.11 1200m	0:11.97 [9] (0:11.97)	3.26L		0:35.63 -6
7	13	SOBUTE Bailey Wheeler	6	67.0 1200m	0:11.03 1200m	0:11.90 [10] (0:11.90)	3.46L		0:35.31 -5
8	11	JONNY DA WOLF Georgina Cartwright	4	65.2 1200m	0:11.06 Overall	0:12.29 [5] (0:12.29)	3.78L		0:36.00 -3
9	10	VORACIOUS Emily Lang	1	65.8 1200m	0:11.06 1200m	0:12.19 [8] (0:12.19)	3.87L		0:35.91 -6
10	7	TOO HARD TO REFUSE Courtney Bellamy	10	66.4 1200m	0:11.01 1200m	0:12.60 [6] (0:12.60)	6.06L		0:36.55 -5

Scratched: Thankyou Henry (#3), Rideau (#14), Genetic Freak (#5)

[] Ranking at each section and finish
 -:-:- No data available at this section
 NA No data available

SCN Saddle cloth number
 DNF Did not finish
 DNT Did not track



Doomben QLD Professional
Race 4: LADBROKES CALCUTTA & LUNCHEON 13 JUNE Colts,
Geldings and Entires BENCHMARK 70 Handicap - 1350m
01 April 2025 - 13:29



Track Rating: Soft 6, Weather: Overcast, Rail Position: +0.5m Entire

Section		200m		Last 600m				
Field Times		0:11.94 (0:11.94)		0:35.83				
Rank	TAB Horse/Jockey	Barrier	Top Speed [km/h]	Fastest Section	Margin	Distance Travelled [m]		
11	2 HANG FIVE	9	66.6	0:10.98	0:12.97 [11]	10.31L	0:37.37	-7
	Cody Collis		1200m	1200m	(0:12.97)			

Scratched: Thankyou Henry (#3), Rideau (#14), Genetic Freak (#5)

[] Ranking at each section and finish
 -:-:- No data available at this section
 NA No data available

SCN Saddle cloth number
 DNF Did not finish
 DNT Did not track



Horse/Jockey Name	Ludovisi
Final Rank	1
Fastest Section Time (Section)	0:11.14 (400m)
Top Speed [km/h] (Section)	66.4 (400m)
Race State	Finished



Doomben QLD Professional
Race 4: LADBROKES CALCUTTA & LUNCHEON 13 JUNE
 Colts, Geldings and Entires BENCHMARK 70 Handicap - 1350m

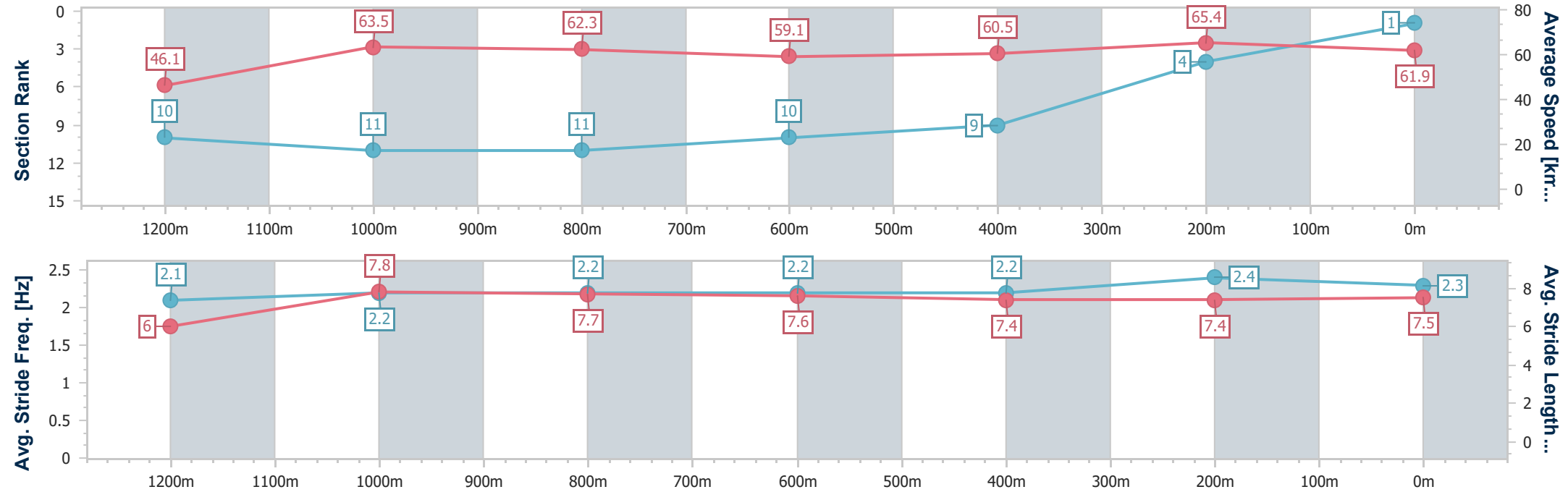


BRISBANE
RACING CLUB

01 April 2025 - 13:29

Track Rating: Soft 6, Weather: Overcast, Rail Position: +0.5m Entire

Section	Overall	1200m	1000m	800m	600m	400m	200m
Section Times	1:21.65 [1] (0:11.69)	1:09.96 [10] (0:11.37)	0:58.59 [11] (0:11.57)	0:47.02 [11] (0:12.23)	0:34.79 [10] (0:11.99)	0:22.80 [9] (0:11.14)	0:11.66 [4] (0:11.66)
Average Speed [km/h]	46.1	63.5	62.3	59.1	60.5	65.4	61.9
Top Speed [km/h]	61.9	63.9	64.2	59.8	63.3	66.4	64.9
Avg. Dist. to Rail [m]	8.7	2.0	0.7	0.6	1.5	7.2	7.7
Avg. Stride Freq. [Hz]	2.1	2.2	2.2	2.2	2.2	2.4	2.3
Avg. Stride Length [m]	6.0	7.8	7.7	7.6	7.4	7.4	7.5



- [] Ranking at each section and finish
- .-.- No data available at this section
- NA No data available



Horse/Jockey Name	Castillian
Final Rank	2
Fastest Section Time (Section)	0:11.09 (1200m)
Top Speed [km/h] (Section)	66.2 (400m)
Race State	Finished



Doomben QLD Professional
Race 4: LADBROKES CALCUTTA & LUNCHEON 13 JUNE
 Colts, Geldings and Entires BENCHMARK 70 Handicap - 1350m

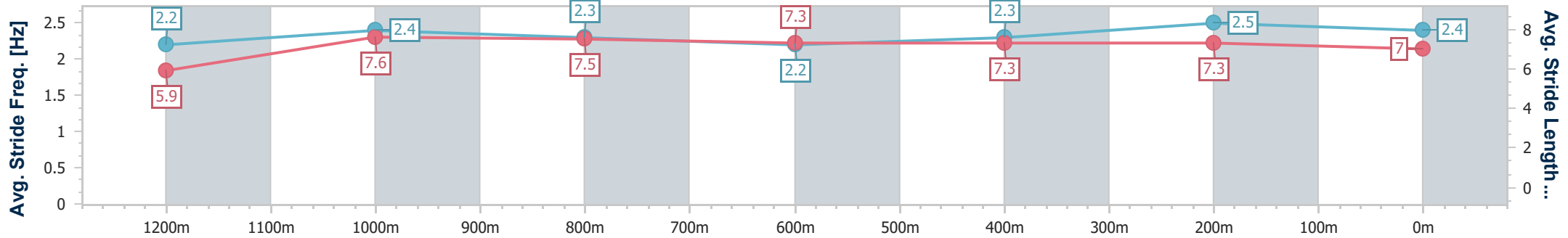
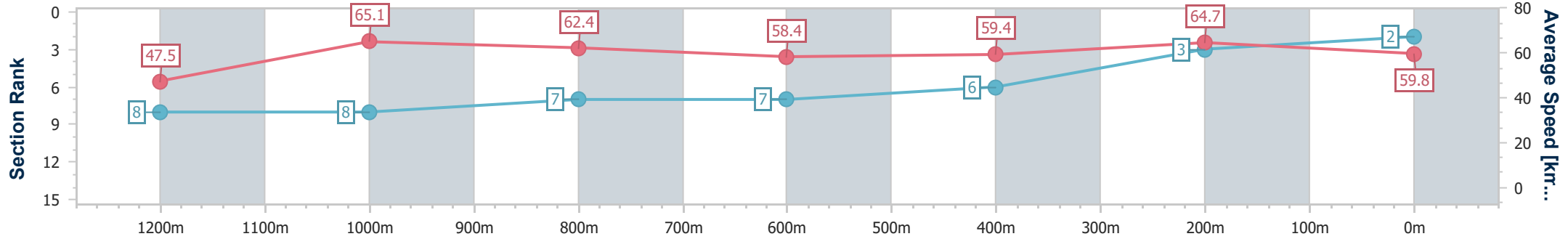


BRISBANE
RACING CLUB

01 April 2025 - 13:29

Track Rating: Soft 6, Weather: Overcast, Rail Position: +0.5m Entire

Section	Overall	1200m	1000m	800m	600m	400m	200m
Section Times	1:21.91 [2] (0:11.36)	1:10.55 [8] (0:11.09)	0:59.46 [8] (0:11.55)	0:47.91 [7] (0:12.41)	0:35.50 [7] (0:12.20)	0:23.30 [6] (0:11.26)	0:12.04 [3] (0:12.04)
Average Speed [km/h]	47.5	65.1	62.4	58.4	59.4	64.7	59.8
Top Speed [km/h]	64.7	65.7	65.3	58.9	62.7	66.2	63.3
Avg. Dist. to Rail [m]	8.2	3.1	1.9	1.1	1.4	5.4	5.7
Avg. Stride Freq. [Hz]	2.2	2.4	2.3	2.2	2.3	2.5	2.4
Avg. Stride Length [m]	5.9	7.6	7.5	7.3	7.3	7.3	7.0



- [] Ranking at each section and finish
- .-.- No data available at this section
- NA No data available



Horse/Jockey Name	Texas Fireball
Final Rank	3
Fastest Section Time (Section)	0:11.27 (400m)
Top Speed [km/h] (Section)	65.8 (400m)
Race State	Finished



Doomben QLD Professional
Race 4: LADBROKES CALCUTTA & LUNCHEON 13 JUNE
 Colts, Geldings and Entires BENCHMARK 70 Handicap - 1350m

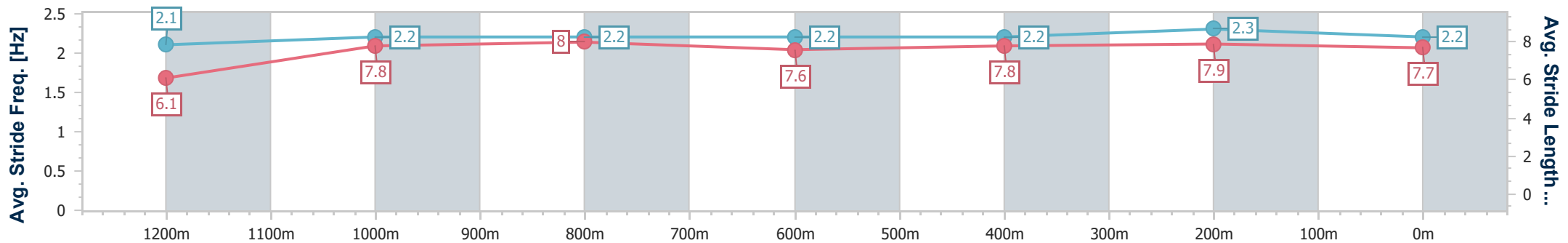
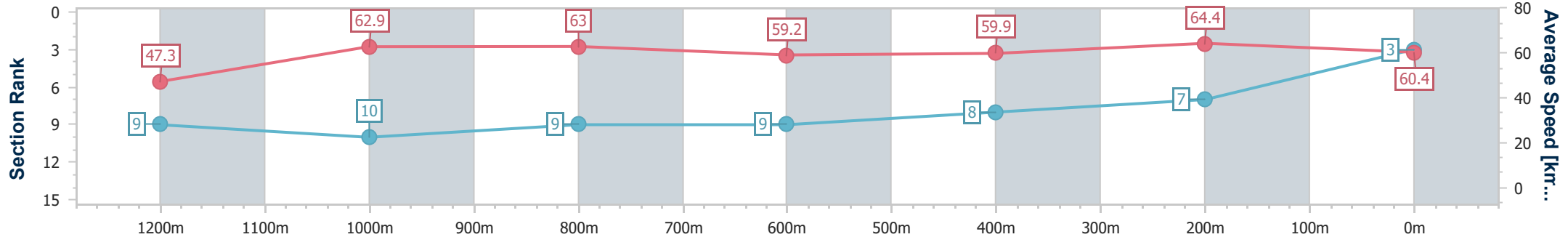


BRISBANE
RACING CLUB

01 April 2025 - 13:29

Track Rating: Soft 6, Weather: Overcast, Rail Position: +0.5m Entire

Section	Overall	1200m	1000m	800m	600m	400m	200m
Section Times	1:21.98 [3] (0:11.44)	1:10.54 [9] (0:11.42)	0:59.12 [10] (0:11.44)	0:47.68 [9] (0:12.28)	0:35.40 [9] (0:12.23)	0:23.17 [8] (0:11.27)	0:11.90 [7] (0:11.90)
Average Speed [km/h]	47.3	62.9	63.0	59.2	59.9	64.4	60.4
Top Speed [km/h]	62.6	64.0	65.3	60.5	62.0	65.8	63.7
Avg. Dist. to Rail [m]	5.3	2.1	0.4	1.6	2.8	6.3	7.3
Avg. Stride Freq. [Hz]	2.1	2.2	2.2	2.2	2.2	2.3	2.2
Avg. Stride Length [m]	6.1	7.8	8.0	7.6	7.8	7.9	7.7



- [] Ranking at each section and finish
- .-.- No data available at this section
- NA No data available



Horse/Jockey Name	Rimbaud
Final Rank	4
Fastest Section Time (Section)	0:11.15 (Overall)
Top Speed [km/h] (Section)	66.4 (400m)
Race State	Finished



Doomben QLD Professional
 Race 4: LADBROKES CALCUTTA & LUNCHEON 13 JUNE
 Colts, Geldings and Entires BENCHMARK 70 Handicap - 1350m

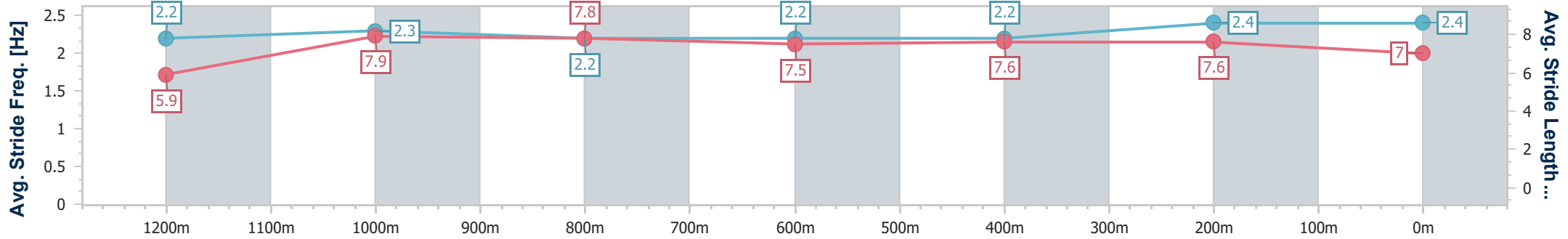
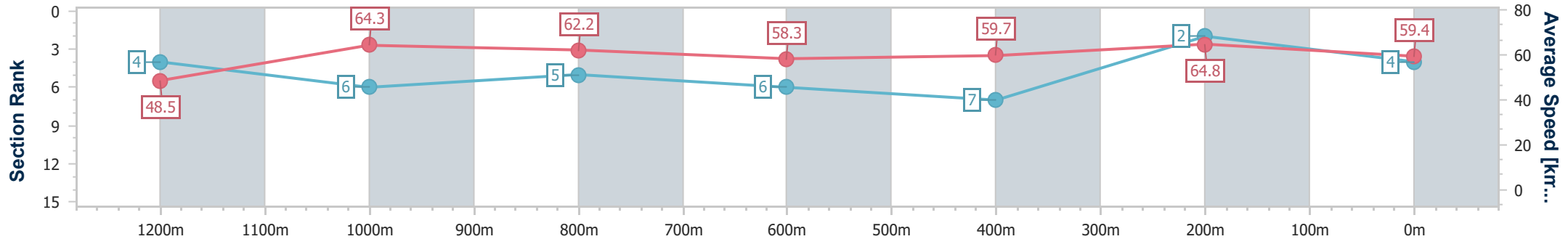


BRISBANE
 RACING CLUB

01 April 2025 - 13:29

Track Rating: Soft 6, Weather: Overcast, Rail Position: +0.5m Entire

Section	Overall	1200m	1000m	800m	600m	400m	200m
Section Times	1:21.99 [4] (0:11.15)	1:10.84 [4] (0:11.20)	0:59.64 [6] (0:11.62)	0:48.02 [5] (0:12.44)	0:35.58 [6] (0:12.26)	0:23.32 [7] (0:11.19)	0:12.13 [2] (0:12.13)
Average Speed [km/h]	48.5	64.3	62.2	58.3	59.7	64.8	59.4
Top Speed [km/h]	63.4	65.2	65.0	59.1	62.7	66.4	62.6
Avg. Dist. to Rail [m]	7.2	2.3	0.7	1.6	2.4	3.4	1.2
Avg. Stride Freq. [Hz]	2.2	2.3	2.2	2.2	2.2	2.4	2.4
Avg. Stride Length [m]	5.9	7.9	7.8	7.5	7.6	7.6	7.0



- [] Ranking at each section and finish
- .-.- No data available at this section
- NA No data available



Horse/Jockey Name	Good Lieutenant
Final Rank	5
Fastest Section Time (Section)	0:11.08 (1200m)
Top Speed [km/h] (Section)	65.7 (1000m)
Race State	Finished



Doomben QLD Professional
Race 4: LADBROKES CALCUTTA & LUNCHEON 13 JUNE
 Colts, Geldings and Entires BENCHMARK 70 Handicap - 1350m

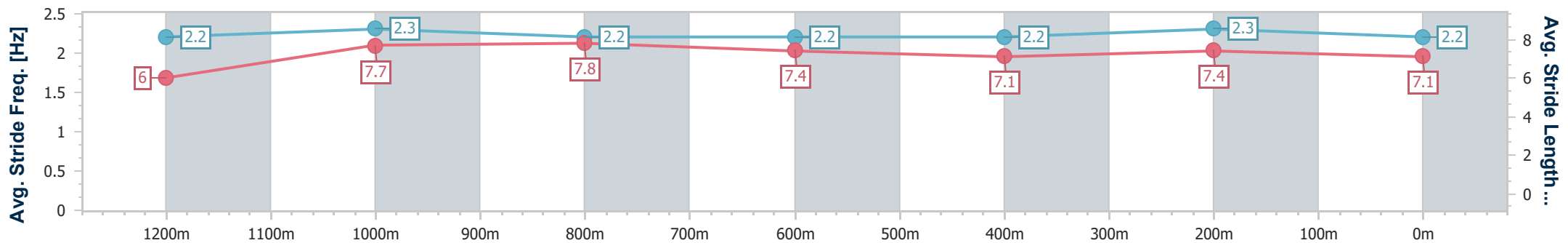
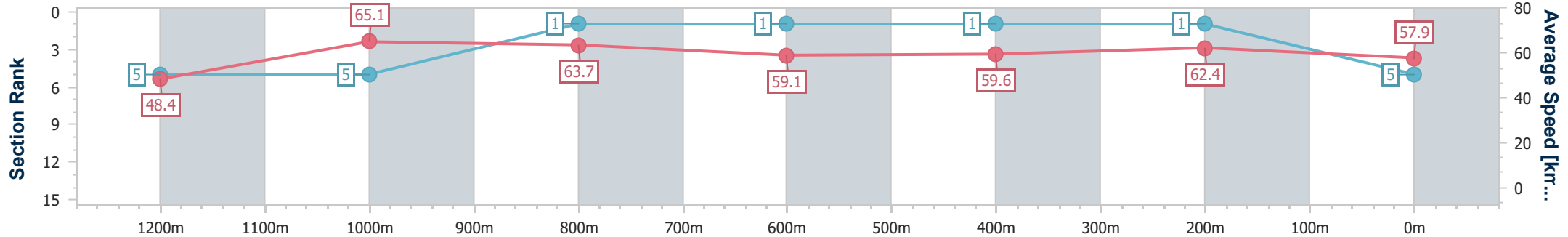


BRISBANE
RACING CLUB

01 April 2025 - 13:29

Track Rating: Soft 6, Weather: Overcast, Rail Position: +0.5m Entire

Section	Overall	1200m	1000m	800m	600m	400m	200m
Section Times	1:22.14 [5] (0:11.16)	1:10.98 [5] (0:11.08)	0:59.90 [5] (0:11.37)	0:48.53 [1] (0:12.21)	0:36.32 [1] (0:12.28)	0:24.04 [1] (0:11.61)	0:12.43 [1] (0:12.43)
Average Speed [km/h]	48.4	65.1	63.7	59.1	59.6	62.4	57.9
Top Speed [km/h]	63.8	65.5	65.7	59.6	61.2	63.4	60.7
Avg. Dist. to Rail [m]	12.4	4.8	1.1	0.7	2.9	3.4	2.2
Avg. Stride Freq. [Hz]	2.2	2.3	2.2	2.2	2.2	2.3	2.2
Avg. Stride Length [m]	6.0	7.7	7.8	7.4	7.1	7.4	7.1



- [] Ranking at each section and finish
- .-.- No data available at this section
- NA No data available



Horse/Jockey Name	Boys Night Out
Final Rank	6
Fastest Section Time (Section)	0:11.11 (1200m)
Top Speed [km/h] (Section)	66.0 (1200m)
Race State	Finished

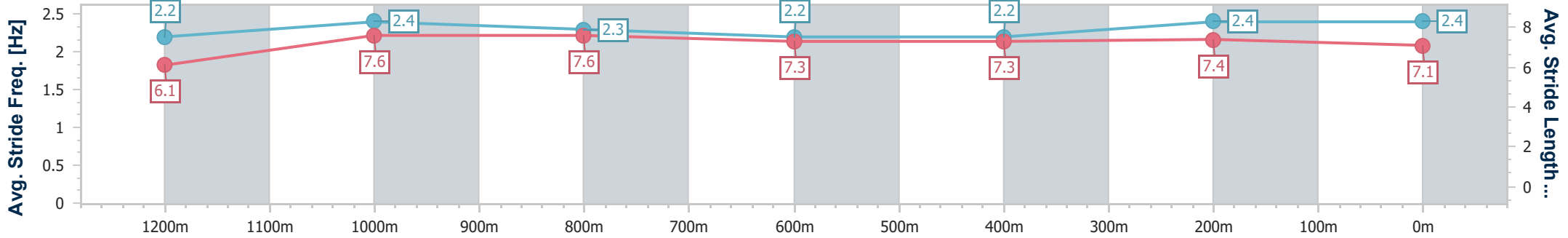
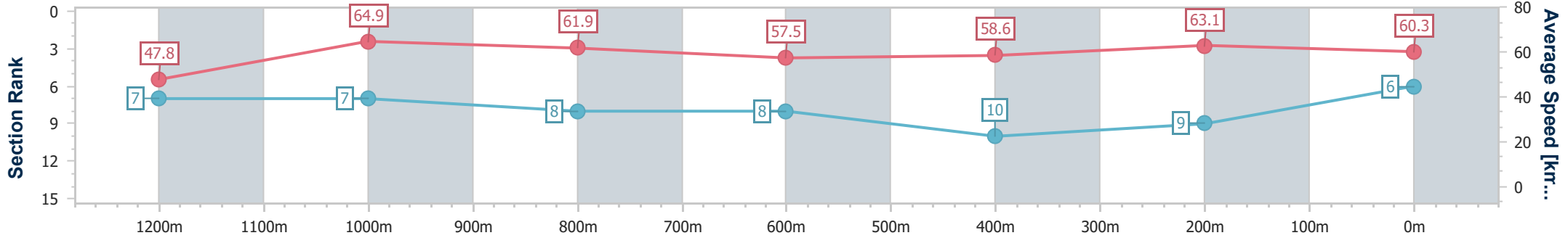


Doomben QLD Professional
Race 4: LADBROKES CALCUTTA & LUNCHEON 13 JUNE
 Colts, Geldings and Entires BENCHMARK 70 Handicap - 1350m
 01 April 2025 - 13:29
 Track Rating: Soft 6, Weather: Overcast, Rail Position: +0.5m Entire



BRISBANE
RACING CLUB

Section	Overall	1200m	1000m	800m	600m	400m	200m
Section Times	1:22.21 [6] (0:11.33)	1:10.88 [7] (0:11.11)	0:59.77 [7] (0:11.65)	0:48.12 [8] (0:12.49)	0:35.63 [8] (0:12.28)	0:23.35 [10] (0:11.38)	0:11.97 [9] (0:11.97)
Average Speed [km/h]	47.8	64.9	61.9	57.5	58.6	63.1	60.3
Top Speed [km/h]	63.7	66.0	65.0	58.5	61.8	64.7	62.9
Avg. Dist. to Rail [m]	4.4	1.4	0.8	0.2	0.4	0.5	0.7
Avg. Stride Freq. [Hz]	2.2	2.4	2.3	2.2	2.2	2.4	2.4
Avg. Stride Length [m]	6.1	7.6	7.6	7.3	7.3	7.4	7.1



- [] Ranking at each section and finish
- .-.- No data available at this section
- NA No data available



Horse/Jockey Name	Sobute
Final Rank	7
Fastest Section Time (Section)	0:11.03 (1200m)
Top Speed [km/h] (Section)	67.0 (1200m)
Race State	Finished



Doomben QLD Professional
Race 4: LADBROKES CALCUTTA & LUNCHEON 13 JUNE
 Colts, Geldings and Entires BENCHMARK 70 Handicap - 1350m

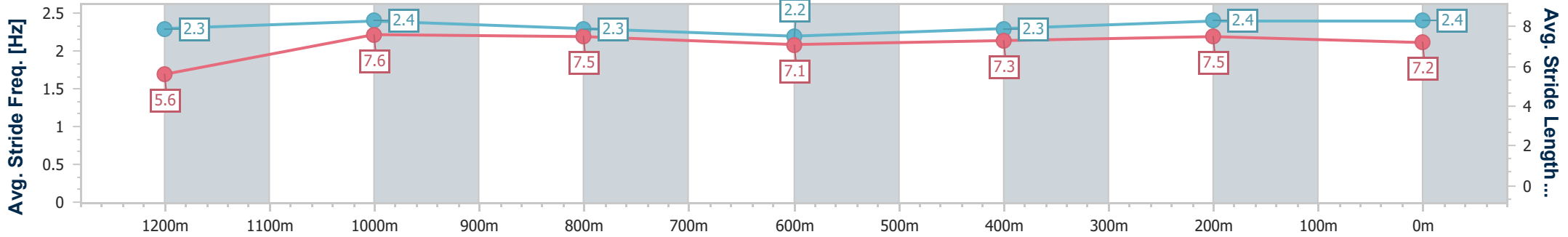
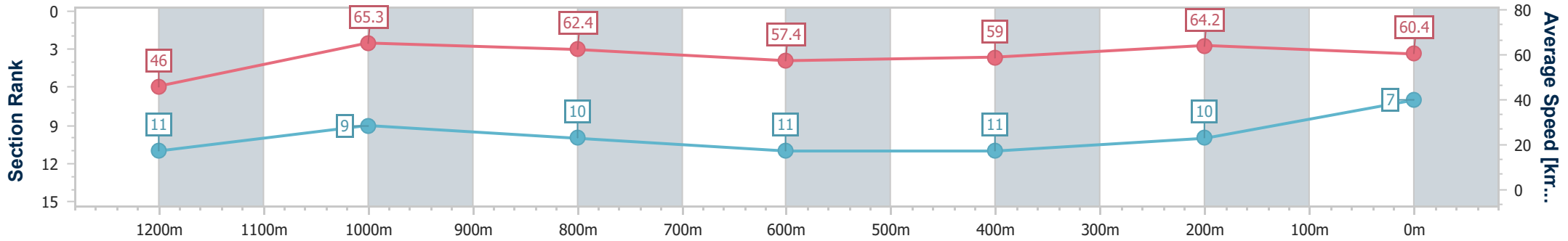


BRISBANE
RACING CLUB

01 April 2025 - 13:29

Track Rating: Soft 6, Weather: Overcast, Rail Position: +0.5m Entire

Section	Overall	1200m	1000m	800m	600m	400m	200m
Section Times	1:22.24 [7] (0:11.76)	1:10.48 [11] (0:11.03)	0:59.45 [9] (0:11.53)	0:47.92 [10] (0:12.61)	0:35.31 [11] (0:12.20)	0:23.11 [11] (0:11.21)	0:11.90 [10] (0:11.90)
Average Speed [km/h]	46.0	65.3	62.4	57.4	59.0	64.2	60.4
Top Speed [km/h]	63.8	67.0	66.9	58.8	61.5	65.7	64.4
Avg. Dist. to Rail [m]	6.2	0.9	0.4	0.6	0.2	0.9	1.6
Avg. Stride Freq. [Hz]	2.3	2.4	2.3	2.2	2.3	2.4	2.4
Avg. Stride Length [m]	5.6	7.6	7.5	7.1	7.3	7.5	7.2



- [] Ranking at each section and finish
- .-.- No data available at this section
- NA No data available



Horse/Jockey Name	Jonny Da Wolf
Final Rank	8
Fastest Section Time (Section)	0:11.06 (Overall)
Top Speed [km/h] (Section)	65.2 (1200m)
Race State	Finished



Doomben QLD Professional
 Race 4: LADBROKES CALCUTTA & LUNCHEON 13 JUNE
 Colts, Geldings and Entires BENCHMARK 70 Handicap - 1350m

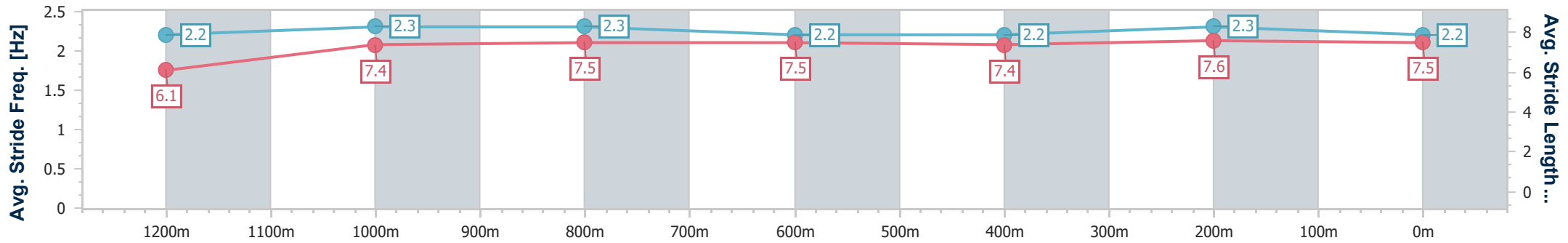
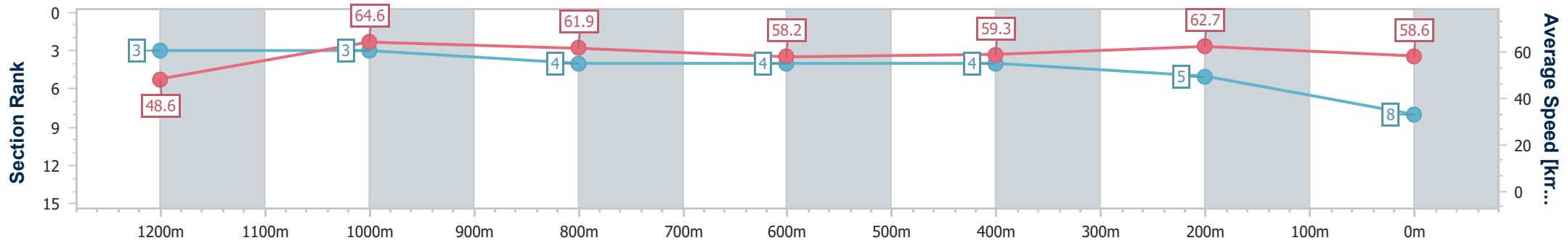


BRISBANE
 RACING CLUB

01 April 2025 - 13:29

Track Rating: Soft 6, Weather: Overcast, Rail Position: +0.5m Entire

Section	Overall	1200m	1000m	800m	600m	400m	200m
Section Times	1:22.30 [8] (0:11.06)	1:11.24 [3] (0:11.16)	1:00.08 [3] (0:11.71)	0:48.37 [4] (0:12.37)	0:36.00 [4] (0:12.20)	0:23.80 [4] (0:11.51)	0:12.29 [5] (0:12.29)
Average Speed [km/h]	48.6	64.6	61.9	58.2	59.3	62.7	58.6
Top Speed [km/h]	64.7	65.2	64.0	59.8	62.1	64.0	61.3
Avg. Dist. to Rail [m]	6.9	2.6	1.3	0.4	0.7	3.0	3.9
Avg. Stride Freq. [Hz]	2.2	2.3	2.3	2.2	2.2	2.3	2.2
Avg. Stride Length [m]	6.1	7.4	7.5	7.5	7.4	7.6	7.5



- [] Ranking at each section and finish
- .-.- No data available at this section
- NA No data available



Horse/Jockey Name	Voracious
Final Rank	9
Fastest Section Time (Section)	0:11.06 (1200m)
Top Speed [km/h] (Section)	65.8 (1200m)
Race State	Finished



Doomben QLD Professional
Race 4: LADBROKES CALCUTTA & LUNCHEON 13 JUNE
 Colts, Geldings and Entires BENCHMARK 70 Handicap - 1350m

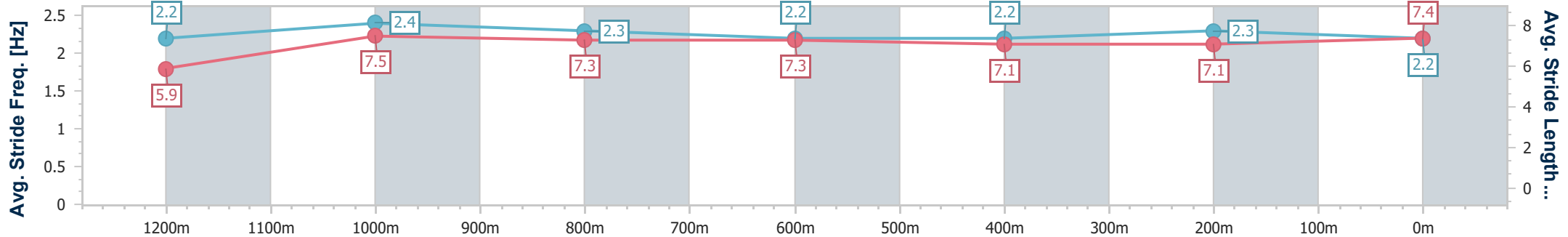
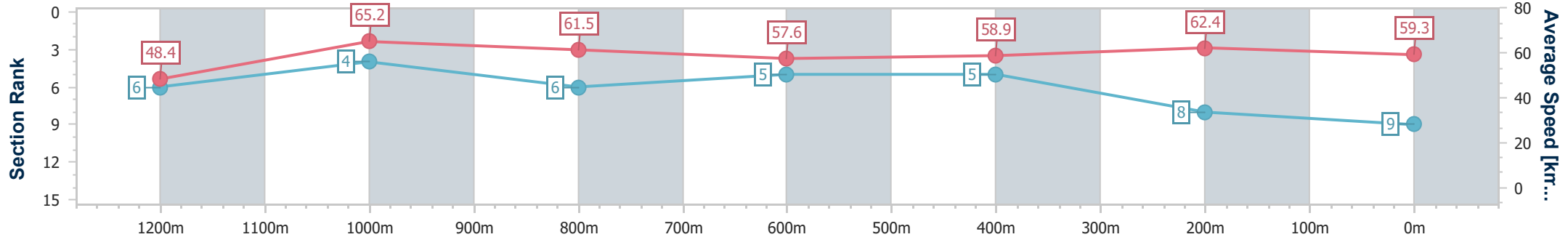


BRISBANE
RACING CLUB

01 April 2025 - 13:29

Track Rating: Soft 6, Weather: Overcast, Rail Position: +0.5m Entire

Section	Overall	1200m	1000m	800m	600m	400m	200m
Section Times	1:22.31 [9] (0:11.18)	1:11.13 [6] (0:11.06)	1:00.07 [4] (0:11.74)	0:48.33 [6] (0:12.42)	0:35.91 [5] (0:12.18)	0:23.73 [5] (0:11.54)	0:12.19 [8] (0:12.19)
Average Speed [km/h]	48.4	65.2	61.5	57.6	58.9	62.4	59.3
Top Speed [km/h]	64.2	65.8	64.8	59.1	61.9	63.1	61.6
Avg. Dist. to Rail [m]	3.3	0.7	0.4	0.5	0.8	1.0	1.8
Avg. Stride Freq. [Hz]	2.2	2.4	2.3	2.2	2.2	2.3	2.2
Avg. Stride Length [m]	5.9	7.5	7.3	7.3	7.1	7.1	7.4



- [] Ranking at each section and finish
- .-.- No data available at this section
- NA No data available



Horse/Jockey Name	Too Hard To Refuse
Final Rank	10
Fastest Section Time (Section)	0:11.01 (1200m)
Top Speed [km/h] (Section)	66.4 (1200m)
Race State	Finished

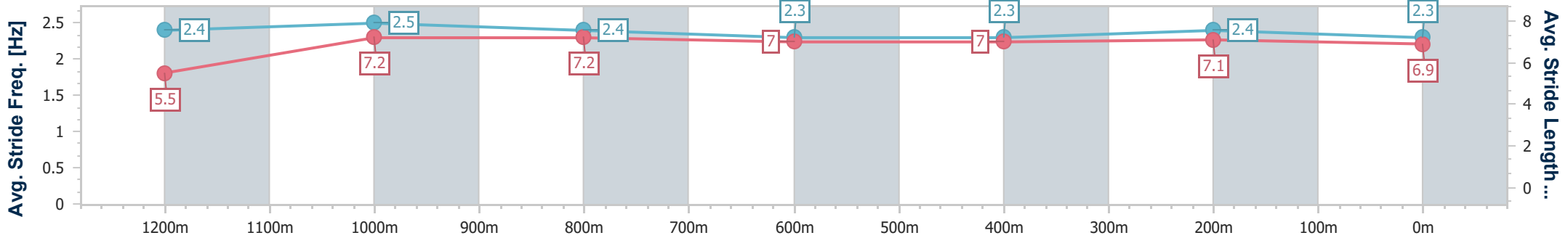
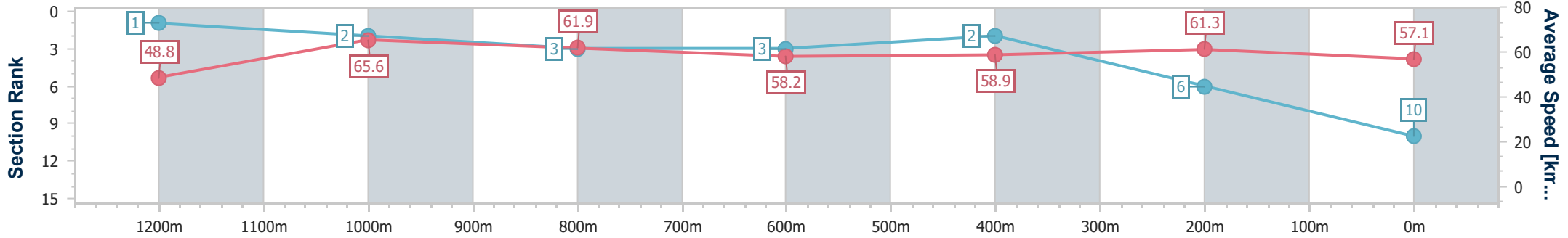


Doomben QLD Professional
Race 4: LADBROKES CALCUTTA & LUNCHEON 13 JUNE
 Colts, Geldings and Entires BENCHMARK 70 Handicap - 1350m
 01 April 2025 - 13:29
 Track Rating: Soft 6, Weather: Overcast, Rail Position: +0.5m Entire



BRISBANE
RACING CLUB

Section	Overall	1200m	1000m	800m	600m	400m	200m
Section Times	1:22.68 [10] (0:11.05)	1:11.63 [1] (0:11.01)	1:00.62 [2] (0:11.66)	0:48.96 [3] (0:12.41)	0:36.55 [3] (0:12.23)	0:24.32 [2] (0:11.72)	0:12.60 [6] (0:12.60)
Average Speed [km/h]	48.8	65.6	61.9	58.2	58.9	61.3	57.1
Top Speed [km/h]	65.4	66.4	65.5	58.7	61.2	62.4	59.8
Avg. Dist. to Rail [m]	11.5	6.0	1.9	0.3	0.3	0.3	0.6
Avg. Stride Freq. [Hz]	2.4	2.5	2.4	2.3	2.3	2.4	2.3
Avg. Stride Length [m]	5.5	7.2	7.2	7.0	7.0	7.1	6.9



- [] Ranking at each section and finish
- .-.- No data available at this section
- NA No data available



Horse/Jockey Name	Hang Five
Final Rank	11
Fastest Section Time (Section)	0:10.98 (1200m)
Top Speed [km/h] (Section)	66.6 (1200m)
Race State	Finished



Doomben QLD Professional
Race 4: LADBROKES CALCUTTA & LUNCHEON 13 JUNE
 Colts, Geldings and Entires BENCHMARK 70 Handicap - 1350m

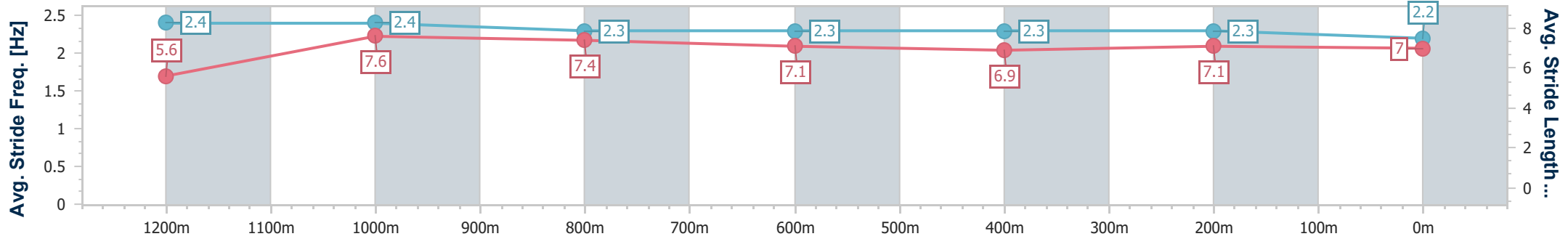
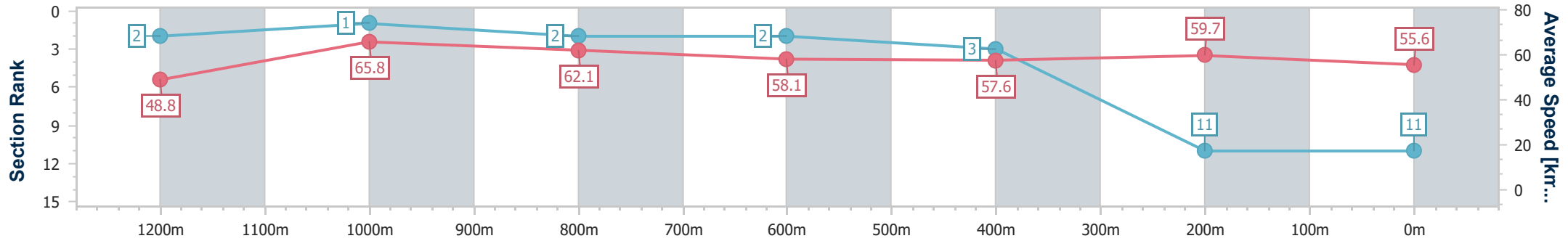


BRISBANE
RACING CLUB

01 April 2025 - 13:29

Track Rating: Soft 6, Weather: Overcast, Rail Position: +0.5m Entire

Section	Overall	1200m	1000m	800m	600m	400m	200m
Section Times	1:23.40 [11] (0:11.05)	1:12.35 [2] (0:10.98)	1:01.37 [1] (0:11.61)	0:49.76 [2] (0:12.39)	0:37.37 [2] (0:12.43)	0:24.94 [3] (0:11.97)	0:12.97 [11] (0:12.97)
Average Speed [km/h]	48.8	65.8	62.1	58.1	57.6	59.7	55.6
Top Speed [km/h]	65.5	66.6	66.0	59.3	59.4	61.6	59.0
Avg. Dist. to Rail [m]	10.9	5.1	1.5	0.2	1.3	1.6	1.6
Avg. Stride Freq. [Hz]	2.4	2.4	2.3	2.3	2.3	2.3	2.2
Avg. Stride Length [m]	5.6	7.6	7.4	7.1	6.9	7.1	7.0



- [] Ranking at each section and finish
- .-.- No data available at this section
- NA No data available



Doomben QLD Professional

Race 5: LARRY CASSIDY BENCHMARK 70 Handicap - 1600m

01 April 2025 - 14:04



BRISBANE
RACING CLUB

Track Rating: Soft 6, Weather: Overcast, Rail Position: +0.5m Entire

Section													Overall	1400m	1200m	1000m	800m	600m	400m	Last 600m
Field Times													1:37.15 (0:14.04)	1:23.11 (0:11.35)	1:11.76 (0:12.13)	0:59.63 (0:12.37)	0:47.26 (0:12.01)	0:35.25 (0:11.84)	0:23.41 (0:11.59)	0:35.25
Rank	TAB	Horse/Jockey	Barrier	Top Speed [km/h]	Fastest Section								Distance Travelled [m]							
1	8	DEMON DARB Bailey Wheeler	10	66.2 400m	0:11.16 400m	1:37.15 [1] (0:14.21)	1:22.94 [3] (0:11.78)	1:11.16 [5] (0:12.31)	0:58.85 [5] (0:12.41)	0:46.44 [5] (0:11.91)	0:34.53 [5] (0:11.55)	0:22.98 [4] (0:11.16)	0:34.53							
2	9	UNTIL VALHALLA Emily Lang	2	64.6 Overall	0:11.50 1400m	1:37.77 [2] (0:14.23)	1:23.54 [4] (0:11.50)	1:12.04 [3] (0:12.26)	0:59.78 [3] (0:12.35)	0:47.43 [3] (0:11.92)	0:35.51 [3] (0:11.74)	0:23.77 [3] (0:11.60)	0:35.51 -5							
3	4	MORE TROUBLE Martin Harley	1	63.5 Overall	0:11.51 1400m	1:38.08 [3] (0:14.04)	1:24.04 [2] (0:11.51)	1:12.53 [2] (0:12.14)	1:00.39 [2] (0:12.42)	0:47.97 [2] (0:11.98)	0:35.99 [2] (0:11.75)	0:24.24 [2] (0:11.76)	0:35.99 -7							
4	16	NOVEMBER FALLS Cejay Graham	3	66.6 Overall	0:11.35 1400m	1:38.18 [4] (0:14.04)	1:24.14 [1] (0:11.35)	1:12.79 [1] (0:12.13)	1:00.66 [1] (0:12.37)	0:48.29 [1] (0:12.01)	0:36.28 [1] (0:11.84)	0:24.44 [1] (0:11.87)	0:36.28 -11							
5	14	ALLHALLOWTIDE Damien Thornton	4	63.4 400m	0:11.63 600m	1:38.67 [5] (0:14.51)	1:24.16 [5] (0:11.73)	1:12.43 [6] (0:12.39)	1:00.04 [6] (0:12.39)	0:47.65 [7] (0:11.98)	0:35.67 [8] (0:11.63)	0:24.04 [8] (0:11.71)	0:35.67 -2							
6	15	RHUVAAL Courtney Bellamy	8	63.9 1400m	0:11.55 1400m	1:38.71 [6] (0:14.93)	1:23.78 [8] (0:11.55)	1:12.23 [7] (0:12.33)	0:59.90 [8] (0:12.22)	0:47.68 [8] (0:11.87)	0:35.81 [6] (0:11.59)	0:24.22 [6] (0:11.68)	0:35.81 -6							
7	5	TEXAS Elione Chaves	9	64.2 1400m	0:11.46 600m	1:38.98 [7] (0:15.18)	1:23.80 [9] (0:11.51)	1:12.29 [9] (0:12.40)	0:59.89 [9] (0:12.31)	0:47.58 [10] (0:12.06)	0:35.52 [10] (0:11.46)	0:24.06 [10] (0:11.63)	0:35.52 -4							
8	11	MOONAN ME Robbie Dolan	7	64.1 1400m	0:11.47 1400m	1:39.06 [8] (0:15.35)	1:23.71 [10] (0:11.47)	1:12.24 [10] (0:12.31)	0:59.93 [10] (0:12.11)	0:47.82 [9] (0:11.93)	0:35.89 [9] (0:11.62)	0:24.27 [9] (0:11.67)	0:35.89 -7							
9	1	CACOFONIX Cody Collis	6	63.5 600m	0:11.63 600m	1:39.14 [9] (0:14.83)	1:24.31 [7] (0:11.66)	1:12.65 [8] (0:12.20)	1:00.45 [7] (0:12.25)	0:48.20 [6] (0:12.03)	0:36.17 [7] (0:11.63)	0:24.54 [7] (0:11.74)	0:36.17 -9							
10	2	BOLD BOURBON Boris Thornton	5	63.8 Overall	0:11.44 1400m	1:40.84 [10] (0:14.54)	1:26.30 [6] (0:11.44)	1:14.86 [4] (0:12.09)	1:02.77 [4] (0:12.39)	0:50.38 [4] (0:11.96)	0:38.42 [4] (0:11.91)	0:26.51 [5] (0:12.45)	0:38.42 -10							

Scratched: Super Chilled (#3), Voracious (#12), Genetic Freak (#7), Kalumburu (#10), Vivenzo (#6), Jonny Da Wolf (#13)

Report Created: Tue 1 April 2025 14:34 GMT+10 (Note: Timing is based on position data)

Page 1/12

[] Ranking at each section and finish
-:--:- No data available at this section
NA No data available

SCN Saddle cloth number
DNF Did not finish
DNT Did not track

data processed by TRIPLES DATA



Doomben QLD Professional

Race 5: LARRY CASSIDY BENCHMARK 70 Handicap - 1600m

01 April 2025 - 14:04



BRISBANE
RACING CLUB

Track Rating: Soft 6, Weather: Overcast, Rail Position: +0.5m Entire

Section							200m			Last 600m
Field Times							0:11.82			0:35.25
						(0:11.82)				
Rank	TAB	Horse/Jockey	Barrier	Top Speed [km/h]	Fastest Section	Margin			Distance Travelled [m]	
1	8	DEMON DARB	10	66.2	0:11.16	0:11.82 [1]	1:37.15		0:34.53	
		Bailey Wheeler		400m	400m	(0:11.82)				
2	9	UNTIL VALHALLA	2	64.6	0:11.50	0:12.17 [2]	3.65L		0:35.51 -5	
		Emily Lang		Overall	1400m	(0:12.17)				
3	4	MORE TROUBLE	1	63.5	0:11.51	0:12.48 [3]	5.46L		0:35.99 -7	
		Martin Harley		Overall	1400m	(0:12.48)				
4	16	NOVEMBER FALLS	3	66.6	0:11.35	0:12.57 [4]	6.08L		0:36.28 -11	
		Cejay Graham		Overall	1400m	(0:12.57)				
5	14	ALLHALLOWTIDE	4	63.4	0:11.63	0:12.33 [7]	8.97L		0:35.67 -2	
		Damien Thornton		400m	600m	(0:12.33)				
6	15	RHUVAAL	8	63.9	0:11.55	0:12.54 [5]	9.15L		0:35.81 -6	
		Courtney Bellamy		1400m	1400m	(0:12.54)				
7	5	TEXAS	9	64.2	0:11.46	0:12.43 [9]	10.79L		0:35.52 -4	
		Elione Chaves		1400m	600m	(0:12.43)				
8	11	MOONAN ME	7	64.1	0:11.47	0:12.60 [8]	11.24L		0:35.89 -7	
		Robbie Dolan		1400m	1400m	(0:12.60)				
9	1	CACOFONIX	6	63.5	0:11.63	0:12.80 [6]	11.73L		0:36.17 -9	
		Cody Collis		600m	600m	(0:12.80)				
10	2	BOLD BOURBON	5	63.8	0:11.44	0:14.06 [10]	21.73L		0:38.42 -10	
		Boris Thornton		Overall	1400m	(0:14.06)				

Scratched: Super Chilled (#3), Voracious (#12), Genetic Freak (#7), Kalumburu (#10), Vivenzo (#6), Jonny Da Wolf (#13)

Report Created: Tue 1 April 2025 14:34 GMT+10 (Note: Timing is based on position data)

Page 2/12

[] Ranking at each section and finish
 -:-:- No data available at this section
 NA No data available

SCN Saddle cloth number
 DNF Did not finish
 DNT Did not track

data processed by  **TRIPLES DATA**



Horse/Jockey Name	Demon Darb
Final Rank	1
Fastest Section Time (Section)	0:11.16 (400m)
Top Speed [km/h] (Section)	66.2 (400m)
Race State	Finished



Doomben QLD Professional

Race 5: LARRY CASSIDY BENCHMARK 70 Handicap - 1600m

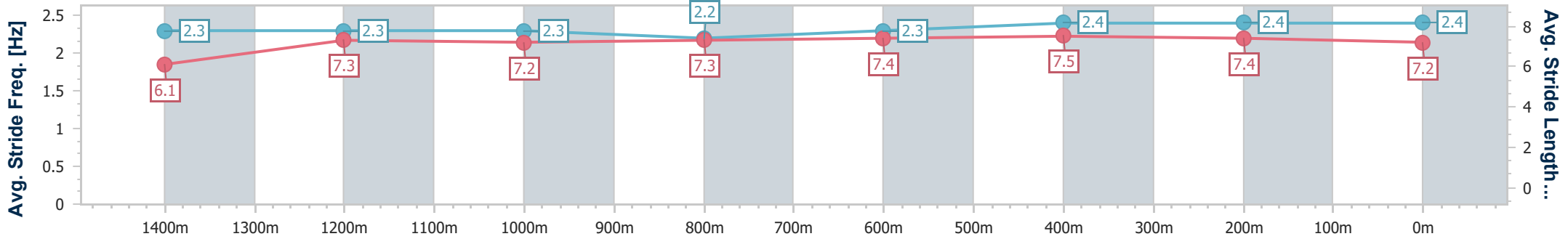
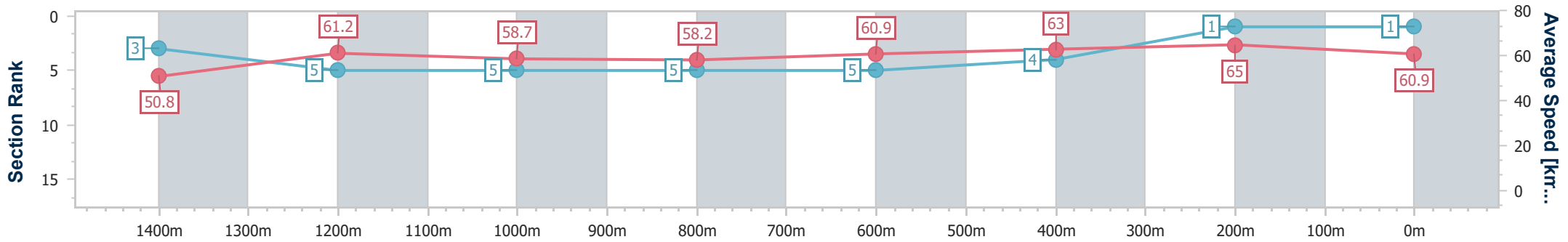
01 April 2025 - 14:04

Track Rating: Soft 6, Weather: Overcast, Rail Position: +0.5m Entire



BRISBANE RACING CLUB

Section	Overall	1400m	1200m	1000m	800m	600m	400m	200m
Section Times	1:37.15 [1] (0:14.21)	1:22.94 [3] (0:11.78)	1:11.16 [5] (0:12.31)	0:58.85 [5] (0:12.41)	0:46.44 [5] (0:11.91)	0:34.53 [5] (0:11.55)	0:22.98 [4] (0:11.16)	0:11.82 [1] (0:11.82)
Average Speed [km/h]	50.8	61.2	58.7	58.2	60.9	63.0	65.0	60.9
Top Speed [km/h]	63.2	63.3	59.5	59.5	63.5	63.9	66.2	64.2
Avg. Dist. to Rail [m]	5.2	0.7	1.8	1.8	1.4	1.8	5.4	4.3
Avg. Stride Freq. [Hz]	2.3	2.3	2.3	2.2	2.3	2.4	2.4	2.4
Avg. Stride Length [m]	6.1	7.3	7.2	7.3	7.4	7.5	7.4	7.2



- [] Ranking at each section and finish
- .-.- No data available at this section
- NA No data available



Horse/Jockey Name	Until Valhalla
Final Rank	2
Fastest Section Time (Section)	0:11.50 (1400m)
Top Speed [km/h] (Section)	64.6 (Overall)
Race State	Finished



Doomben QLD Professional

Race 5: LARRY CASSIDY BENCHMARK 70 Handicap - 1600m

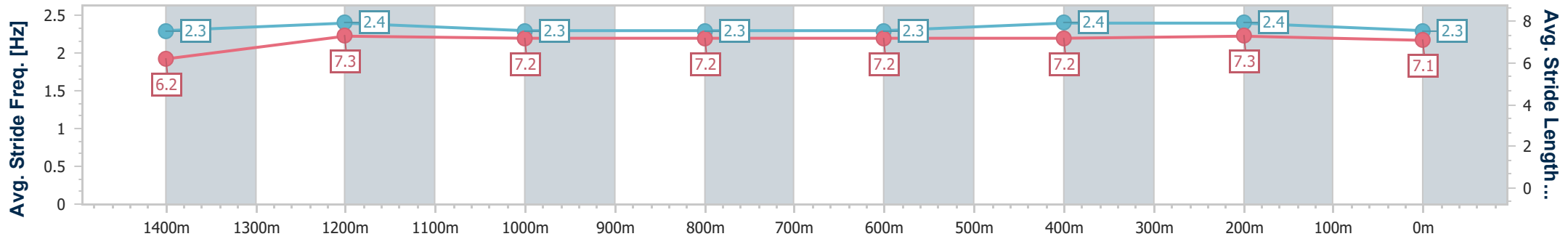
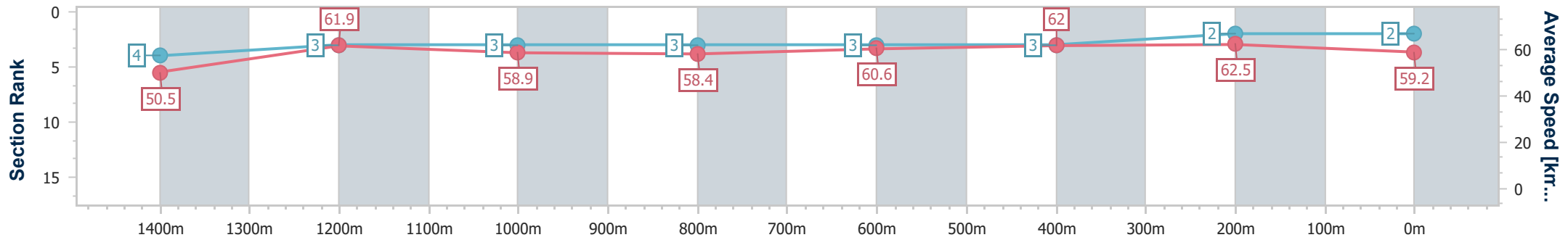
01 April 2025 - 14:04

Track Rating: Soft 6, Weather: Overcast, Rail Position: +0.5m Entire



BRISBANE RACING CLUB

Section	Overall	1400m	1200m	1000m	800m	600m	400m	200m
Section Times	1:37.77 [2] (0:14.23)	1:23.54 [4] (0:11.50)	1:12.04 [3] (0:12.26)	0:59.78 [3] (0:12.35)	0:47.43 [3] (0:11.92)	0:35.51 [3] (0:11.74)	0:23.77 [3] (0:11.60)	0:12.17 [2] (0:12.17)
Average Speed [km/h]	50.5	61.9	58.9	58.4	60.6	62.0	62.5	59.2
Top Speed [km/h]	64.6	64.2	59.4	59.3	62.8	64.4	64.2	62.1
Avg. Dist. to Rail [m]	1.0	1.8	0.2	0.3	1.5	1.9	4.3	6.4
Avg. Stride Freq. [Hz]	2.3	2.4	2.3	2.3	2.3	2.4	2.4	2.3
Avg. Stride Length [m]	6.2	7.3	7.2	7.2	7.2	7.2	7.3	7.1



- [] Ranking at each section and finish
- .-.- No data available at this section
- NA No data available



Horse/Jockey Name	More Trouble
Final Rank	3
Fastest Section Time (Section)	0:11.51 (1400m)
Top Speed [km/h] (Section)	63.5 (Overall)
Race State	Finished



Doomben QLD Professional

Race 5: LARRY CASSIDY BENCHMARK 70 Handicap - 1600m

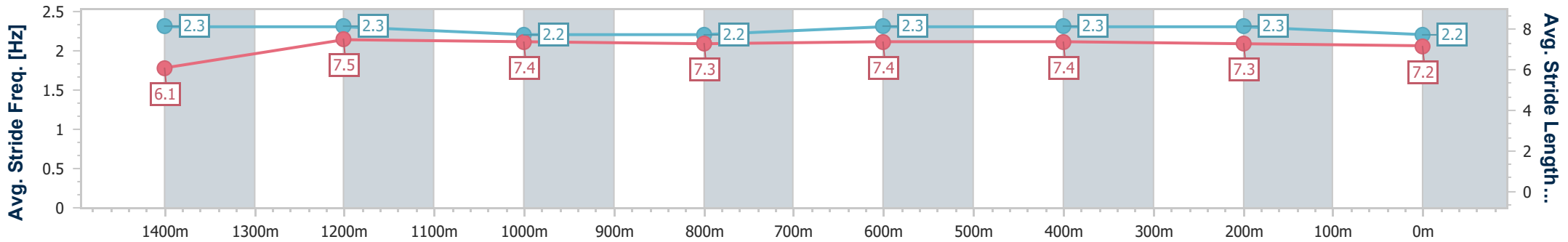
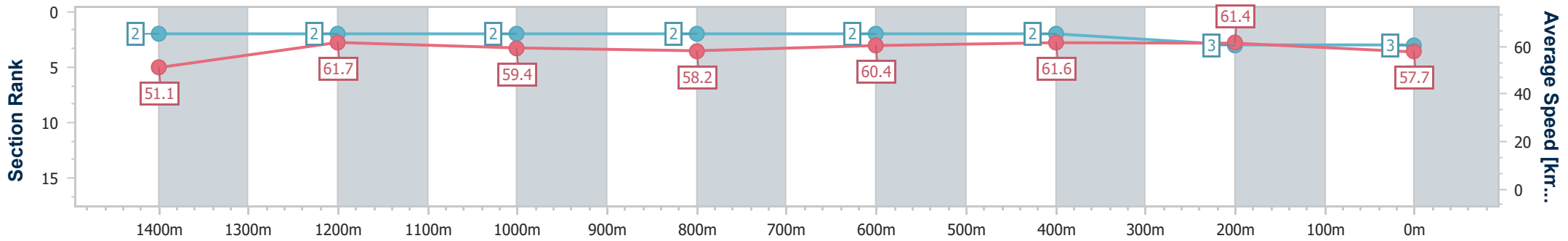
01 April 2025 - 14:04

Track Rating: Soft 6, Weather: Overcast, Rail Position: +0.5m Entire



BRISBANE RACING CLUB

Section	Overall	1400m	1200m	1000m	800m	600m	400m	200m
Section Times	1:38.08 [3] (0:14.04)	1:24.04 [2] (0:11.51)	1:12.53 [2] (0:12.14)	1:00.39 [2] (0:12.42)	0:47.97 [2] (0:11.98)	0:35.99 [2] (0:11.75)	0:24.24 [2] (0:11.76)	0:12.48 [3] (0:12.48)
Average Speed [km/h]	51.1	61.7	59.4	58.2	60.4	61.6	61.4	57.7
Top Speed [km/h]	63.5	63.1	61.1	59.0	61.5	62.3	62.6	60.2
Avg. Dist. to Rail [m]	1.2	2.1	0.4	0.9	1.4	0.9	2.9	3.6
Avg. Stride Freq. [Hz]	2.3	2.3	2.2	2.2	2.3	2.3	2.3	2.2
Avg. Stride Length [m]	6.1	7.5	7.4	7.3	7.4	7.4	7.3	7.2



- [] Ranking at each section and finish
- .-.- No data available at this section
- NA No data available



Horse/Jockey Name	November Falls
Final Rank	4
Fastest Section Time (Section)	0:11.35 (1400m)
Top Speed [km/h] (Section)	66.6 (Overall)
Race State	Finished



Doomben QLD Professional

Race 5: LARRY CASSIDY BENCHMARK 70 Handicap - 1600m

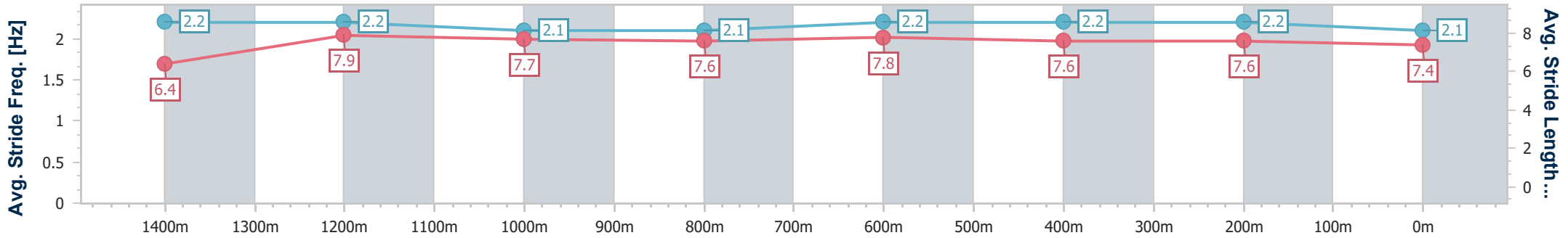
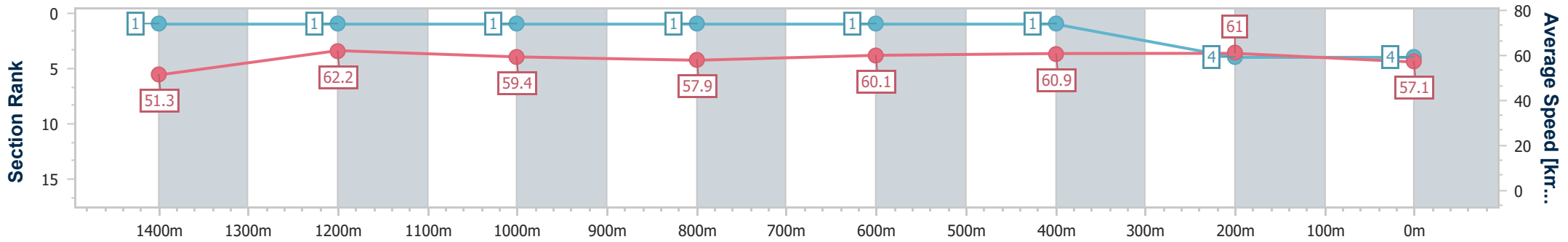
01 April 2025 - 14:04

Track Rating: Soft 6, Weather: Overcast, Rail Position: +0.5m Entire



BRISBANE RACING CLUB

Section	Overall	1400m	1200m	1000m	800m	600m	400m	200m
Section Times	1:38.18 [4] (0:14.04)	1:24.14 [1] (0:11.35)	1:12.79 [1] (0:12.13)	1:00.66 [1] (0:12.37)	0:48.29 [1] (0:12.01)	0:36.28 [1] (0:11.84)	0:24.44 [1] (0:11.87)	0:12.57 [4] (0:12.57)
Average Speed [km/h]	51.3	62.2	59.4	57.9	60.1	60.9	61.0	57.1
Top Speed [km/h]	66.6	65.8	60.2	58.9	60.6	61.4	61.5	60.3
Avg. Dist. to Rail [m]	1.6	2.9	2.2	1.4	0.4	0.6	2.2	3.0
Avg. Stride Freq. [Hz]	2.2	2.2	2.1	2.1	2.2	2.2	2.2	2.1
Avg. Stride Length [m]	6.4	7.9	7.7	7.6	7.8	7.6	7.6	7.4



- [] Ranking at each section and finish
- .-.- No data available at this section
- NA No data available



Horse/Jockey Name	Allhallowtide
Final Rank	5
Fastest Section Time (Section)	0:11.63 (600m)
Top Speed [km/h] (Section)	63.4 (400m)
Race State	Finished



Doomben QLD Professional

Race 5: LARRY CASSIDY BENCHMARK 70 Handicap - 1600m

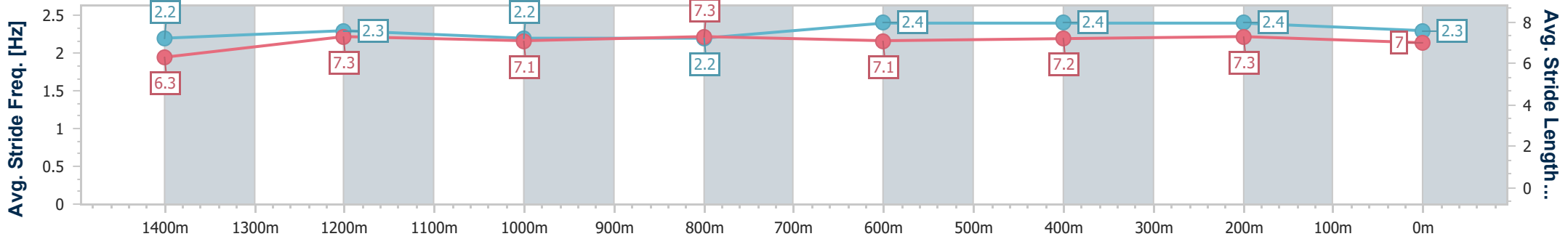
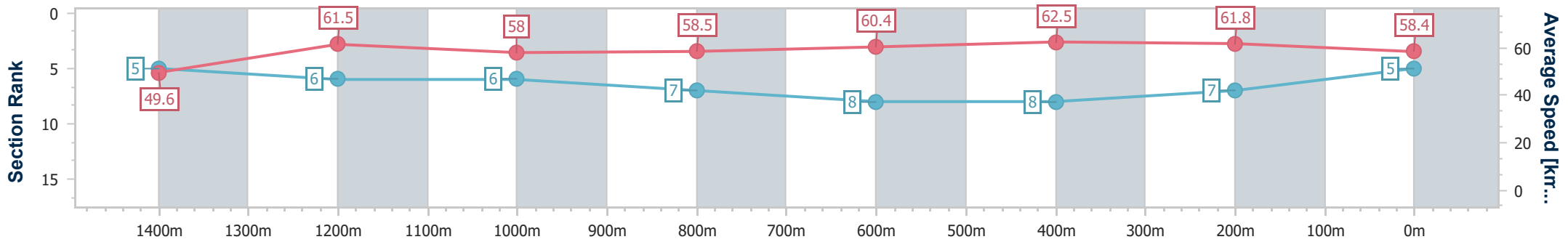
01 April 2025 - 14:04

Track Rating: Soft 6, Weather: Overcast, Rail Position: +0.5m Entire



BRISBANE RACING CLUB

Section	Overall	1400m	1200m	1000m	800m	600m	400m	200m
Section Times	1:38.67 [5] (0:14.51)	1:24.16 [5] (0:11.73)	1:12.43 [6] (0:12.39)	1:00.04 [6] (0:12.39)	0:47.65 [7] (0:11.98)	0:35.67 [8] (0:11.63)	0:24.04 [8] (0:11.71)	0:12.33 [7] (0:12.33)
Average Speed [km/h]	49.6	61.5	58.0	58.5	60.4	62.5	61.8	58.4
Top Speed [km/h]	63.1	63.2	58.9	59.6	62.7	63.0	63.4	60.3
Avg. Dist. to Rail [m]	2.3	0.2	1.8	2.0	1.5	1.2	4.5	5.6
Avg. Stride Freq. [Hz]	2.2	2.3	2.2	2.2	2.4	2.4	2.4	2.3
Avg. Stride Length [m]	6.3	7.3	7.1	7.3	7.1	7.2	7.3	7.0



- [] Ranking at each section and finish
- .-.- No data available at this section
- NA No data available



Horse/Jockey Name	Rhuvaal
Final Rank	6
Fastest Section Time (Section)	0:11.55 (1400m)
Top Speed [km/h] (Section)	63.9 (1400m)
Race State	Finished



Doomben QLD Professional

Race 5: LARRY CASSIDY BENCHMARK 70 Handicap - 1600m

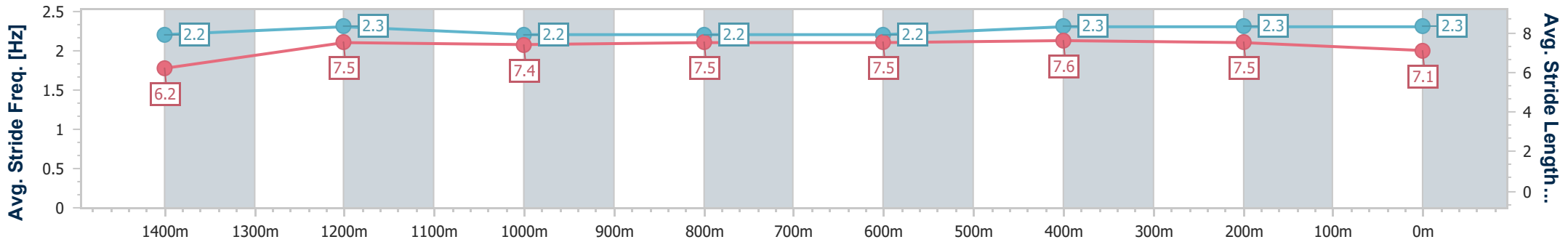
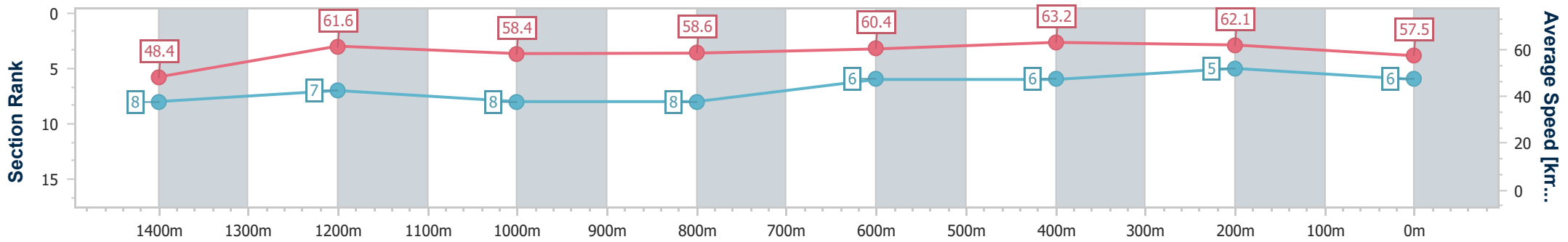
01 April 2025 - 14:04

Track Rating: Soft 6, Weather: Overcast, Rail Position: +0.5m Entire



BRISBANE RACING CLUB

Section	Overall	1400m	1200m	1000m	800m	600m	400m	200m
Section Times	1:38.71 [6] (0:14.93)	1:23.78 [8] (0:11.55)	1:12.23 [7] (0:12.33)	0:59.90 [8] (0:12.22)	0:47.68 [8] (0:11.87)	0:35.81 [6] (0:11.59)	0:24.22 [6] (0:11.68)	0:12.54 [5] (0:12.54)
Average Speed [km/h]	48.4	61.6	58.4	58.6	60.4	63.2	62.1	57.5
Top Speed [km/h]	63.3	63.9	60.0	59.5	63.5	63.8	63.4	60.5
Avg. Dist. to Rail [m]	4.8	1.3	2.2	2.0	1.0	2.2	6.8	7.1
Avg. Stride Freq. [Hz]	2.2	2.3	2.2	2.2	2.2	2.3	2.3	2.3
Avg. Stride Length [m]	6.2	7.5	7.4	7.5	7.5	7.6	7.5	7.1



- [] Ranking at each section and finish
- .-.- No data available at this section
- NA No data available



Horse/Jockey Name	Texas
Final Rank	7
Fastest Section Time (Section)	0:11.46 (600m)
Top Speed [km/h] (Section)	64.2 (1400m)
Race State	Finished



Doomben QLD Professional

Race 5: LARRY CASSIDY BENCHMARK 70 Handicap - 1600m

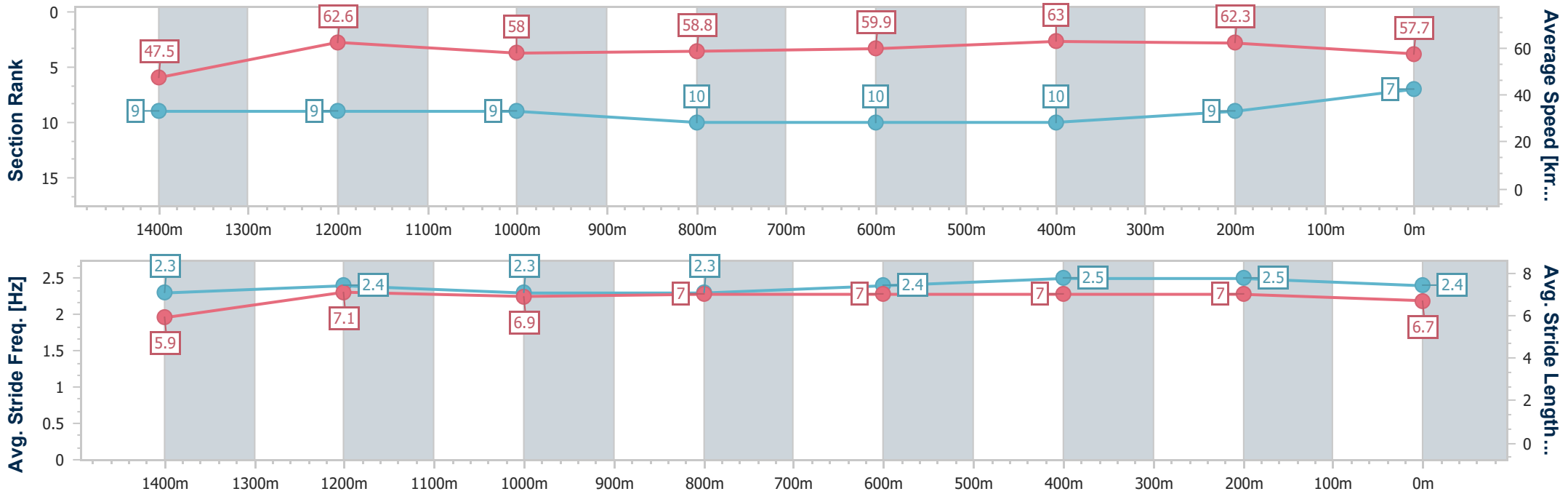
01 April 2025 - 14:04

Track Rating: Soft 6, Weather: Overcast, Rail Position: +0.5m Entire



BRISBANE RACING CLUB

Section	Overall	1400m	1200m	1000m	800m	600m	400m	200m
Section Times	1:38.98 [7] (0:15.18)	1:23.80 [9] (0:11.51)	1:12.29 [9] (0:12.40)	0:59.89 [9] (0:12.31)	0:47.58 [10] (0:12.06)	0:35.52 [10] (0:11.46)	0:24.06 [10] (0:11.63)	0:12.43 [9] (0:12.43)
Average Speed [km/h]	47.5	62.6	58.0	58.8	59.9	63.0	62.3	57.7
Top Speed [km/h]	63.0	64.2	59.6	59.5	63.1	63.6	62.9	61.3
Avg. Dist. to Rail [m]	5.0	0.3	0.8	0.9	0.8	0.5	4.4	7.4
Avg. Stride Freq. [Hz]	2.3	2.4	2.3	2.3	2.4	2.5	2.5	2.4
Avg. Stride Length [m]	5.9	7.1	6.9	7.0	7.0	7.0	7.0	6.7



- [] Ranking at each section and finish
- .-.- No data available at this section
- NA No data available



Horse/Jockey Name	Moonan Me
Final Rank	8
Fastest Section Time (Section)	0:11.47 (1400m)
Top Speed [km/h] (Section)	64.1 (1400m)
Race State	Finished



Doomben QLD Professional

Race 5: LARRY CASSIDY BENCHMARK 70 Handicap - 1600m

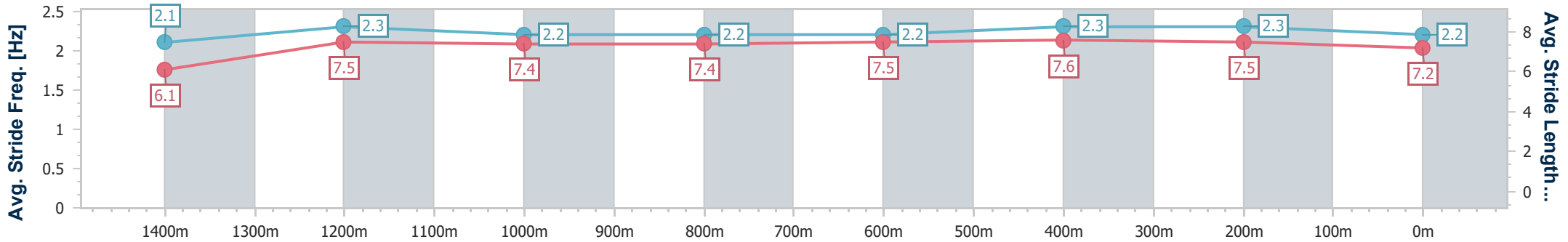
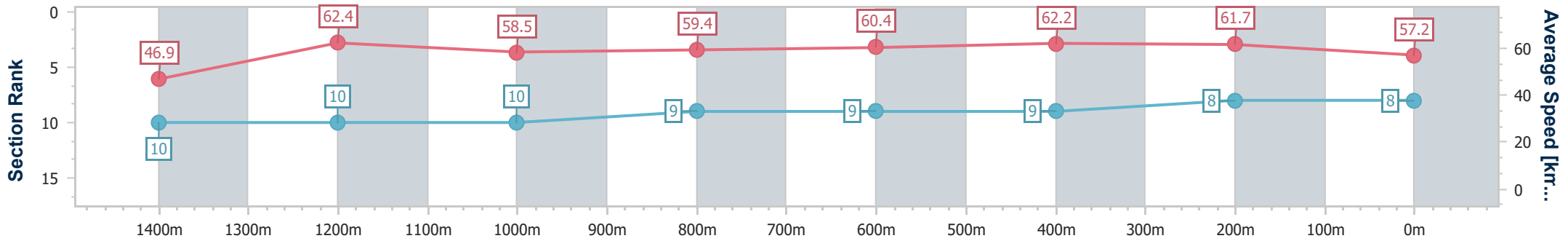
01 April 2025 - 14:04

Track Rating: Soft 6, Weather: Overcast, Rail Position: +0.5m Entire



BRISBANE RACING CLUB

Section	Overall	1400m	1200m	1000m	800m	600m	400m	200m
Section Times	1:39.06 [8] (0:15.35)	1:23.71 [10] (0:11.47)	1:12.24 [10] (0:12.31)	0:59.93 [10] (0:12.11)	0:47.82 [9] (0:11.93)	0:35.89 [9] (0:11.62)	0:24.27 [9] (0:11.67)	0:12.60 [8] (0:12.60)
Average Speed [km/h]	46.9	62.4	58.5	59.4	60.4	62.2	61.7	57.2
Top Speed [km/h]	62.3	64.1	59.8	59.9	63.3	63.3	62.6	60.4
Avg. Dist. to Rail [m]	3.7	1.2	0.5	0.5	0.4	0.3	3.0	6.2
Avg. Stride Freq. [Hz]	2.1	2.3	2.2	2.2	2.2	2.3	2.3	2.2
Avg. Stride Length [m]	6.1	7.5	7.4	7.4	7.5	7.6	7.5	7.2



- [] Ranking at each section and finish
- .-.- No data available at this section
- NA No data available



Horse/Jockey Name	Cacophonix
Final Rank	9
Fastest Section Time (Section)	0:11.63 (600m)
Top Speed [km/h] (Section)	63.5 (600m)
Race State	Finished



Doomben QLD Professional

Race 5: LARRY CASSIDY BENCHMARK 70 Handicap - 1600m

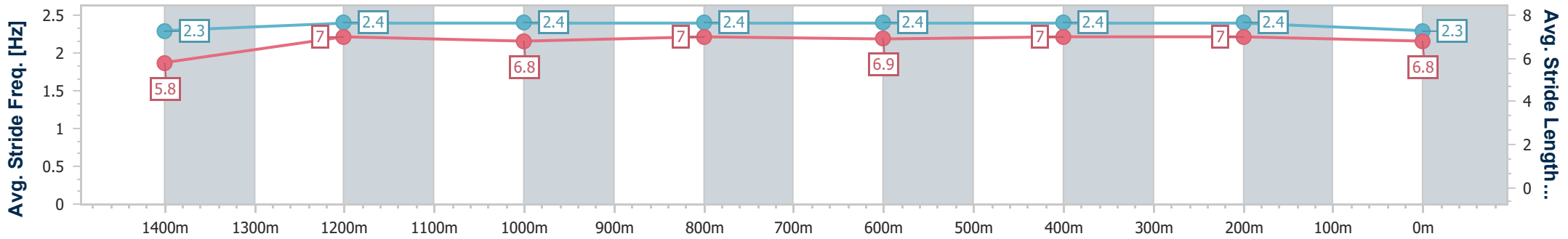
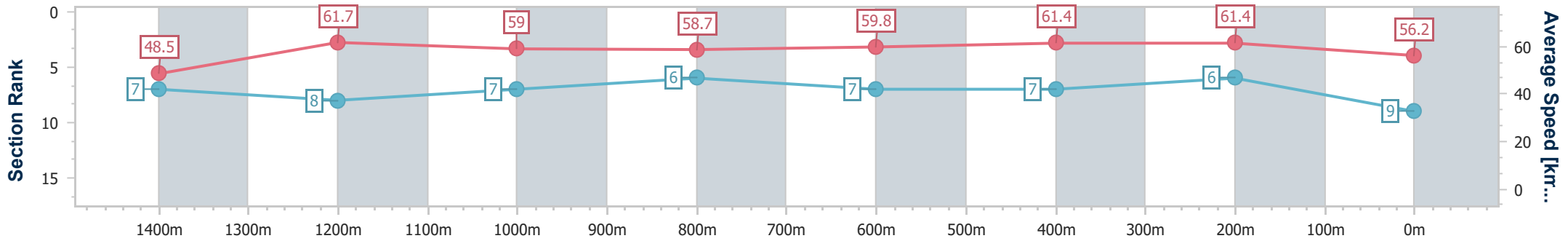
01 April 2025 - 14:04

Track Rating: Soft 6, Weather: Overcast, Rail Position: +0.5m Entire



BRISBANE RACING CLUB

Section	Overall	1400m	1200m	1000m	800m	600m	400m	200m
Section Times	1:39.14 [9] (0:14.83)	1:24.31 [7] (0:11.66)	1:12.65 [8] (0:12.20)	1:00.45 [7] (0:12.25)	0:48.20 [6] (0:12.03)	0:36.17 [7] (0:11.63)	0:24.54 [7] (0:11.74)	0:12.80 [6] (0:12.80)
Average Speed [km/h]	48.5	61.7	59.0	58.7	59.8	61.4	61.4	56.2
Top Speed [km/h]	61.5	63.3	60.5	59.9	63.1	63.5	62.7	59.3
Avg. Dist. to Rail [m]	3.5	0.6	0.3	0.3	0.4	0.7	2.3	3.8
Avg. Stride Freq. [Hz]	2.3	2.4	2.4	2.4	2.4	2.4	2.4	2.3
Avg. Stride Length [m]	5.8	7.0	6.8	7.0	6.9	7.0	7.0	6.8



- [] Ranking at each section and finish
- .-.- No data available at this section
- NA No data available



Horse/Jockey Name	Bold Bourbon
Final Rank	10
Fastest Section Time (Section)	0:11.44 (1400m)
Top Speed [km/h] (Section)	63.8 (Overall)
Race State	Finished



Doomben QLD Professional

Race 5: LARRY CASSIDY BENCHMARK 70 Handicap - 1600m

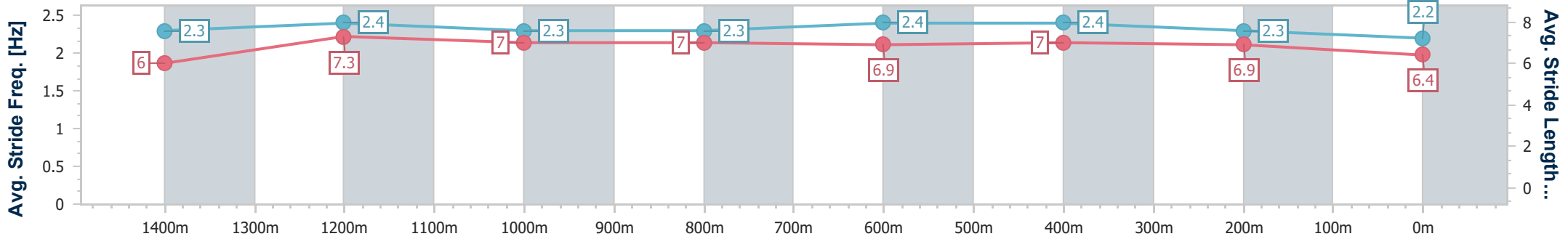
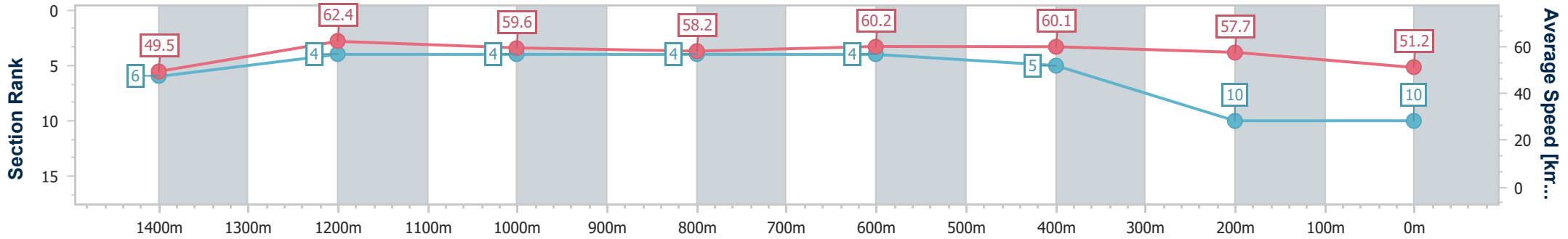
01 April 2025 - 14:04

Track Rating: Soft 6, Weather: Overcast, Rail Position: +0.5m Entire



BRISBANE RACING CLUB

Section	Overall	1400m	1200m	1000m	800m	600m	400m	200m
Section Times	1:40.84 [10] (0:14.54)	1:26.30 [6] (0:11.44)	1:14.86 [4] (0:12.09)	1:02.77 [4] (0:12.39)	0:50.38 [4] (0:11.96)	0:38.42 [4] (0:11.91)	0:26.51 [5] (0:12.45)	0:14.06 [10] (0:14.06)
Average Speed [km/h]	49.5	62.4	59.6	58.2	60.2	60.1	57.7	51.2
Top Speed [km/h]	63.8	63.7	60.5	59.2	61.8	61.0	59.1	56.1
Avg. Dist. to Rail [m]	1.9	1.4	0.6	0.6	0.3	0.8	0.8	1.7
Avg. Stride Freq. [Hz]	2.3	2.4	2.3	2.3	2.4	2.4	2.3	2.2
Avg. Stride Length [m]	6.0	7.3	7.0	7.0	6.9	7.0	6.9	6.4



- [] Ranking at each section and finish
- .-.- No data available at this section
- NA No data available



Doomben QLD Professional

Race 6: BRC MEMBERSHIP No Metro Wins Handicap - 1200m

01 April 2025 - 14:39



BRISBANE
RACING CLUB

Track Rating: Soft 6, Weather: Overcast, Rail Position: +0.5m Entire

Section		Overall										Last 600m	
Field Times		1:11.37										0:35.24	
		(0:13.49)										(0:12.04)	
		1000m										800m	
		0:57.88										0:46.99	
		(0:10.89)										(0:11.75)	
		800m										600m	
		0:46.99										0:35.24	
		(0:11.75)										(0:11.72)	
		600m										400m	
		0:35.24										0:23.52	
		(0:11.72)										(0:11.48)	
		400m										200m	
		0:23.52										0:12.04	
		(0:11.48)										(0:12.04)	
		200m										Last 600m	
		0:12.04										0:35.24	
		(0:12.04)											
Rank	TAB	Horse/Jockey	Barrier	Top Speed [km/h]	Fastest Section	Overall	1000m	800m	600m	400m	200m	Margin	Distance Travelled [m]
1	4	JOHN RAMBO Martin Harley	2	67.7 1000m	0:10.96 1000m	1:11.37 [1] (0:14.14)	0:57.23 [10] (0:10.96)	0:46.27 [9] (0:11.81)	0:34.46 [9] (0:11.60)	0:22.86 [9] (0:11.21)	0:11.65 [8] (0:11.65)	1:11.37	0:34.46
2	5	THANKYOU HENRY Kyle Wilson-Taylor	6	66.5 Overall	0:11.08 1000m	1:11.52 [2] (0:13.74)	0:57.78 [3] (0:11.08)	0:46.70 [3] (0:11.60)	0:35.10 [4] (0:11.86)	0:23.24 [5] (0:11.25)	0:11.99 [3] (0:11.99)	0.87L	0:35.10 +3
3	12	MEAN APPROACH Les Tilley	5	66.8 1000m	0:11.05 1000m	1:11.57 [3] (0:13.97)	0:57.60 [8] (0:11.05)	0:46.55 [7] (0:11.71)	0:34.84 [7] (0:11.68)	0:23.16 [8] (0:11.18)	0:11.98 [6] (0:11.98)	1.16L	0:34.84 +11
4	7	SCUD Ron Stewart	4	68.4 Overall	0:11.12 1000m	1:11.62 [4] (0:13.97)	0:57.65 [7] (0:11.12)	0:46.53 [8] (0:11.84)	0:34.69 [10] (0:11.46)	0:23.23 [7] (0:11.24)	0:11.99 [7] (0:11.99)	1.45L	0:34.69 +8
5	18	TREASURER Georgina Cartwright	10	67.4 1000m	0:11.00 1000m	1:11.67 [5] (0:13.96)	0:57.71 [6] (0:11.00)	0:46.71 [6] (0:11.63)	0:35.08 [5] (0:11.57)	0:23.51 [4] (0:11.37)	0:12.14 [2] (0:12.14)	1.76L	0:35.08 +13
6	10	CENTRE BOUNCE Robbie Dolan	8	67.7 1000m	0:10.96 1000m	1:11.81 [6] (0:14.38)	0:57.43 [11] (0:10.96)	0:46.47 [11] (0:11.65)	0:34.82 [11] (0:11.54)	0:23.28 [10] (0:11.26)	0:12.02 [9] (0:12.02)	2.6L	0:34.82 +9
7	16	GREYZOUS Cejay Graham	11	67.5 1000m	0:11.04 1000m	1:11.90 [7] (0:13.63)	0:58.27 [2] (0:11.04)	0:47.23 [2] (0:11.66)	0:35.57 [2] (0:11.83)	0:23.74 [3] (0:11.37)	0:12.37 [3] (0:12.37)	3.1L	0:35.57 +9
8	14	SUPER DUCK Siobhan Rutledge	9	66.6 1000m	0:11.06 1000m	1:11.91 [8] (0:13.77)	0:58.14 [4] (0:11.06)	0:47.08 [4] (0:11.56)	0:35.52 [3] (0:11.76)	0:23.76 [2] (0:11.43)	0:12.33 [5] (0:12.33)	3.14L	0:35.52 +9
9	6	CERTAINLYCAN Emily Lang	1	67.1 1000m	0:10.89 1000m	1:12.00 [9] (0:13.49)	0:58.51 [1] (0:10.89)	0:47.62 [1] (0:11.75)	0:35.87 [1] (0:11.72)	0:24.15 [1] (0:11.48)	0:12.67 [1] (0:12.67)	3.72L	0:35.87 +5
10	3	DOUBTING EYE Cody Collis	7	67.4 1000m	0:11.05 1000m	1:12.21 [10] (0:14.07)	0:58.14 [9] (0:11.05)	0:47.09 [10] (0:11.71)	0:35.38 [8] (0:11.70)	0:23.68 [11] (0:11.40)	0:12.28 [10] (0:12.28)	4.91L	0:35.38 +4

Scratched: Demon Award (#2), Jack Be Lucky (#1), Lady Wardell (#9), Depth Charge (#11), Staroshka (#13), Eagle Hawk Star (#15), Mio Sorrento (#17)

Report Created: Tue 1 April 2025 15:18 GMT+10 (Note: Timing is based on position data)

Page 1/13

[] Ranking at each section and finish
-:--:- No data available at this section
NA No data available

SCN Saddle cloth number
DNF Did not finish
DNT Did not track

data processed by TRIPLES DATA



Doomben QLD Professional

Race 6: BRC MEMBERSHIP No Metro Wins Handicap - 1200m

01 April 2025 - 14:39



BRISBANE
RACING CLUB

Track Rating: Soft 6, Weather: Overcast, Rail Position: +0.5m Entire

Section	Overall	1000m	800m	600m	400m	200m	Last 600m
Field Times	1:11.37 (0:13.49)	0:57.88 (0:10.89)	0:46.99 (0:11.75)	0:35.24 (0:11.72)	0:23.52 (0:11.48)	0:12.04 (0:12.04)	0:35.24

Rank	TAB	Horse/Jockey	Barrier	Top Speed [km/h]	Fastest Section	Margin	Distance Travelled [m]
11	8	BOWRIDER Bailey Wheeler	3	66.7 1000m	0:11.10 1000m 1:12.65 [11] (0:13.85)	7.54L	+1
					0:58.80 [5] (0:11.10)		
					0:47.70 [5] (0:11.69)		
					0:36.01 [6] (0:11.67)		
					0:24.34 [6] (0:11.63)		
					0:12.71 [11] (0:12.71)		

Scratched: Demon Award (#2), Jack Be Lucky (#1), Lady Wardell (#9), Depth Charge (#11), Staroshka (#13), Eagle Hawk Star (#15), Mio Sorrento (#17)

[] Ranking at each section and finish
 -:-:- No data available at this section
 NA No data available

SCN Saddle cloth number
 DNF Did not finish
 DNT Did not track



Horse/Jockey Name	John Rambo
Final Rank	1
Fastest Section Time (Section)	0:10.96 (1000m)
Top Speed [km/h] (Section)	67.7 (1000m)
Race State	Finished



Doomben QLD Professional

Race 6: BRC MEMBERSHIP No Metro Wins Handicap - 1200m

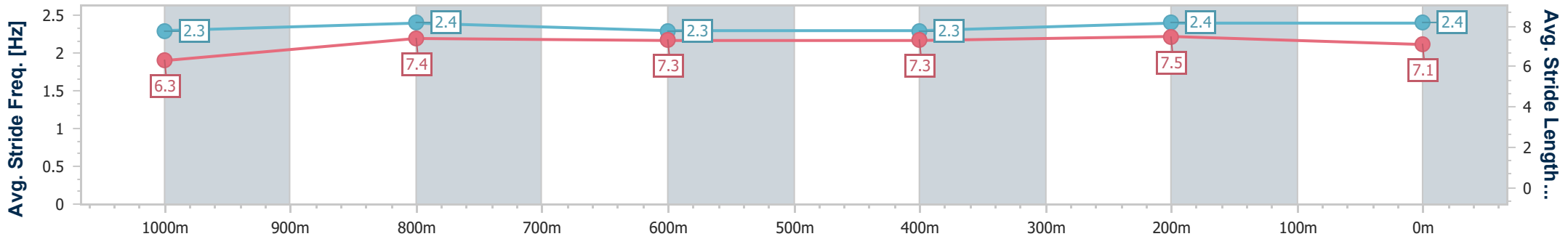
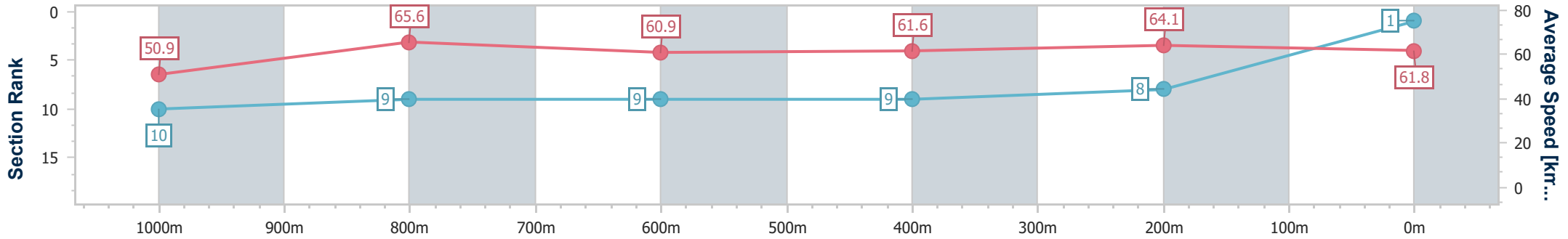
01 April 2025 - 14:39

Track Rating: Soft 6, Weather: Overcast, Rail Position: +0.5m Entire



BRISBANE RACING CLUB

Section	Overall	1000m	800m	600m	400m	200m
Section Times	1:11.37 [1] (0:14.14)	0:57.23 [10] (0:10.96)	0:46.27 [9] (0:11.81)	0:34.46 [9] (0:11.60)	0:22.86 [9] (0:11.21)	0:11.65 [8] (0:11.65)
Average Speed [km/h]	50.9	65.6	60.9	61.6	64.1	61.8
Top Speed [km/h]	66.1	67.7	62.8	62.7	66.3	64.2
Avg. Dist. to Rail [m]	1.7	0.4	0.7	1.4	1.0	0.4
Avg. Stride Freq. [Hz]	2.3	2.4	2.3	2.3	2.4	2.4
Avg. Stride Length [m]	6.3	7.4	7.3	7.3	7.5	7.1



- [] Ranking at each section and finish
- .-.- No data available at this section
- NA No data available



Horse/Jockey Name	Thankyou Henry
Final Rank	2
Fastest Section Time (Section)	0:11.08 (1000m)
Top Speed [km/h] (Section)	66.5 (Overall)
Race State	Finished

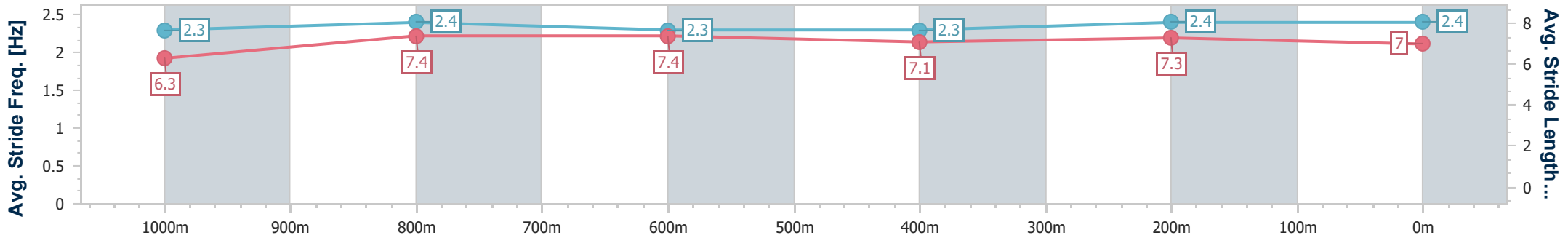
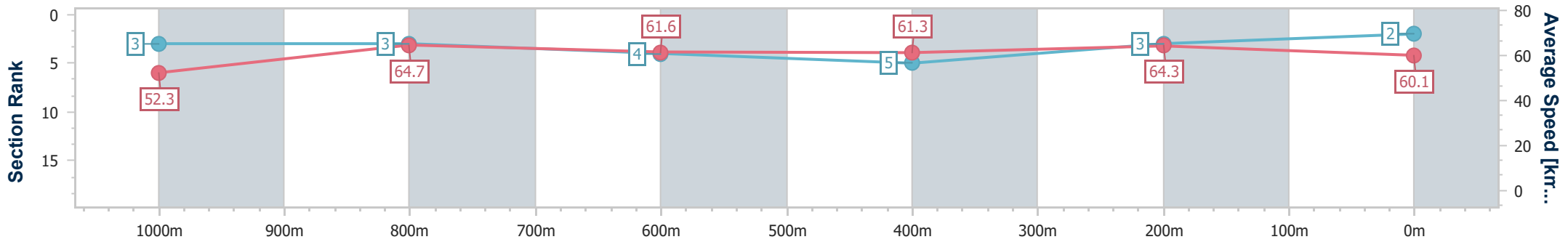


Doomben QLD Professional
Race 6: BRC MEMBERSHIP No Metro Wins Handicap - 1200m
 01 April 2025 - 14:39
 Track Rating: Soft 6, Weather: Overcast, Rail Position: +0.5m Entire



BRISBANE
RACING CLUB

Section	Overall	1000m	800m	600m	400m	200m
Section Times	1:11.52 [2] (0:13.74)	0:57.78 [3] (0:11.08)	0:46.70 [3] (0:11.60)	0:35.10 [4] (0:11.86)	0:23.24 [5] (0:11.25)	0:11.99 [3] (0:11.99)
Average Speed [km/h]	52.3	64.7	61.6	61.3	64.3	60.1
Top Speed [km/h]	66.5	66.5	63.2	62.4	65.8	63.3
Avg. Dist. to Rail [m]	4.3	1.7	1.4	1.5	4.1	4.3
Avg. Stride Freq. [Hz]	2.3	2.4	2.3	2.3	2.4	2.4
Avg. Stride Length [m]	6.3	7.4	7.4	7.1	7.3	7.0



- [] Ranking at each section and finish
- .-.- No data available at this section
- NA No data available



Horse/Jockey Name	Mean Approach
Final Rank	3
Fastest Section Time (Section)	0:11.05 (1000m)
Top Speed [km/h] (Section)	66.8 (1000m)
Race State	Finished



Doomben QLD Professional

Race 6: BRC MEMBERSHIP No Metro Wins Handicap - 1200m

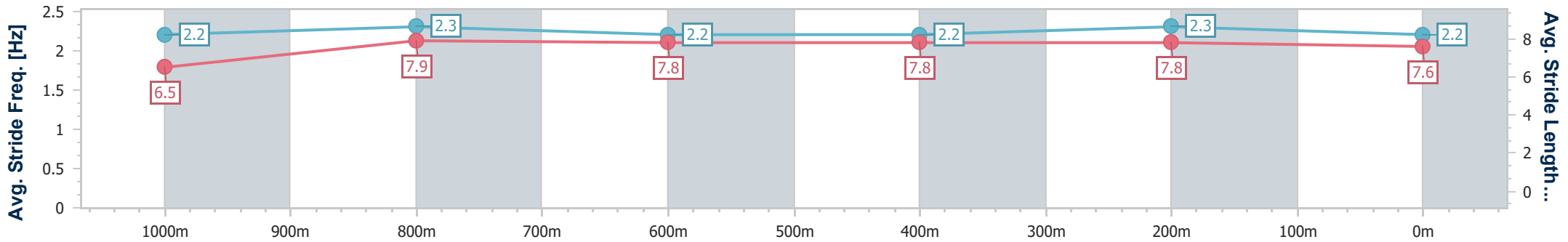
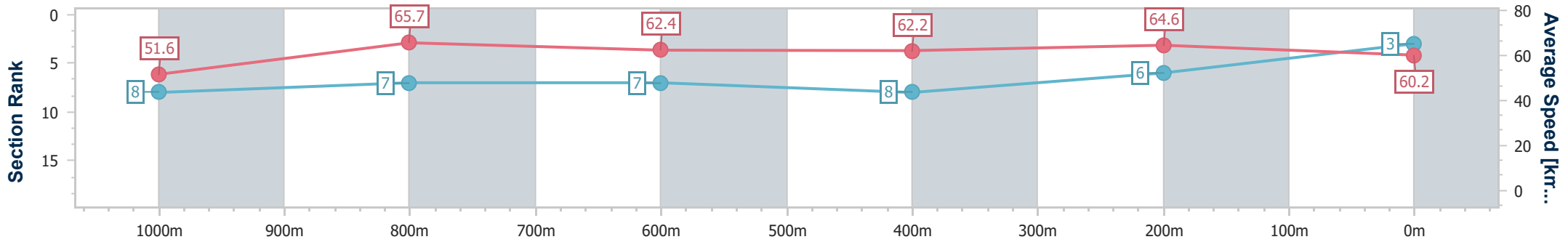
01 April 2025 - 14:39

Track Rating: Soft 6, Weather: Overcast, Rail Position: +0.5m Entire



BRISBANE RACING CLUB

Section	Overall	1000m	800m	600m	400m	200m
Section Times	1:11.57 [3] (0:13.97)	0:57.60 [8] (0:11.05)	0:46.55 [7] (0:11.71)	0:34.84 [7] (0:11.68)	0:23.16 [8] (0:11.18)	0:11.98 [6] (0:11.98)
Average Speed [km/h]	51.6	65.7	62.4	62.2	64.6	60.2
Top Speed [km/h]	66.2	66.8	64.9	63.2	66.1	63.9
Avg. Dist. to Rail [m]	5.1	3.8	2.4	1.5	5.1	6.4
Avg. Stride Freq. [Hz]	2.2	2.3	2.2	2.2	2.3	2.2
Avg. Stride Length [m]	6.5	7.9	7.8	7.8	7.8	7.6



- [] Ranking at each section and finish
- .-.- No data available at this section
- NA No data available



Horse/Jockey Name	Scud
Final Rank	4
Fastest Section Time (Section)	0:11.12 (1000m)
Top Speed [km/h] (Section)	68.4 (Overall)
Race State	Finished



Doomben QLD Professional

Race 6: BRC MEMBERSHIP No Metro Wins Handicap - 1200m

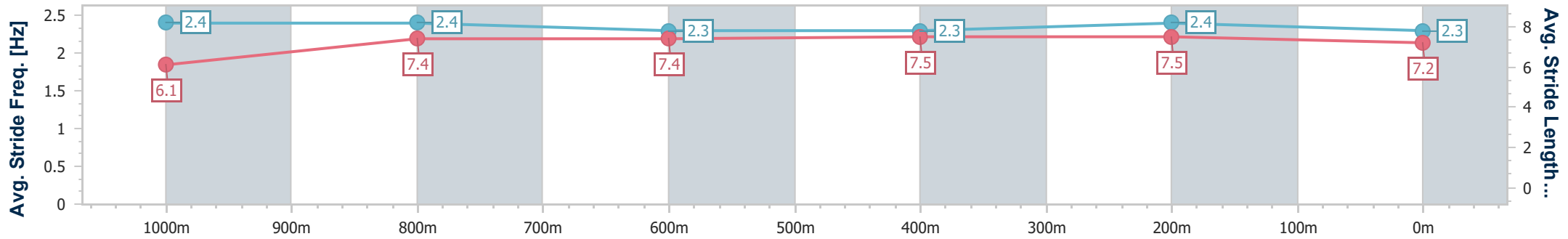
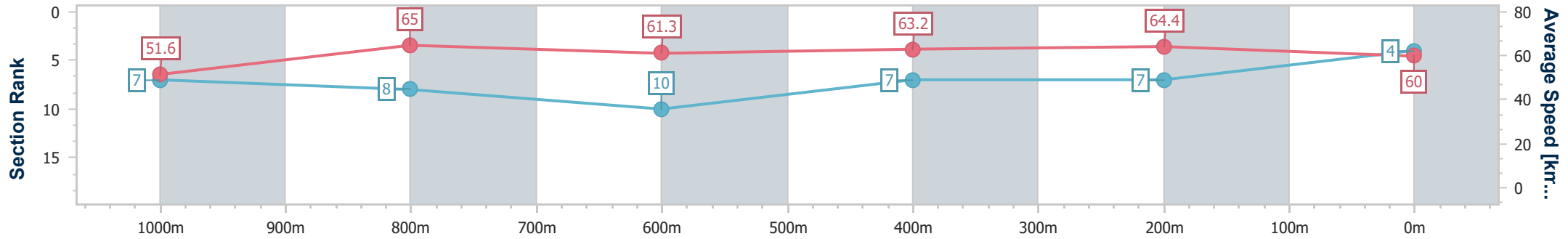
01 April 2025 - 14:39

Track Rating: Soft 6, Weather: Overcast, Rail Position: +0.5m Entire



BRISBANE RACING CLUB

Section	Overall	1000m	800m	600m	400m	200m
Section Times	1:11.62 [4] (0:13.97)	0:57.65 [7] (0:11.12)	0:46.53 [8] (0:11.84)	0:34.69 [10] (0:11.46)	0:23.23 [7] (0:11.24)	0:11.99 [7] (0:11.99)
Average Speed [km/h]	51.6	65.0	61.3	63.2	64.4	60.0
Top Speed [km/h]	68.4	67.9	62.2	63.8	65.4	63.6
Avg. Dist. to Rail [m]	3.7	2.3	1.8	1.1	4.9	9.1
Avg. Stride Freq. [Hz]	2.4	2.4	2.3	2.3	2.4	2.3
Avg. Stride Length [m]	6.1	7.4	7.4	7.5	7.5	7.2



- [] Ranking at each section and finish
- .-.- No data available at this section
- NA No data available



Horse/Jockey Name	Treasurer
Final Rank	5
Fastest Section Time (Section)	0:11.00 (1000m)
Top Speed [km/h] (Section)	67.4 (1000m)
Race State	Finished



Doomben QLD Professional

Race 6: BRC MEMBERSHIP No Metro Wins Handicap - 1200m

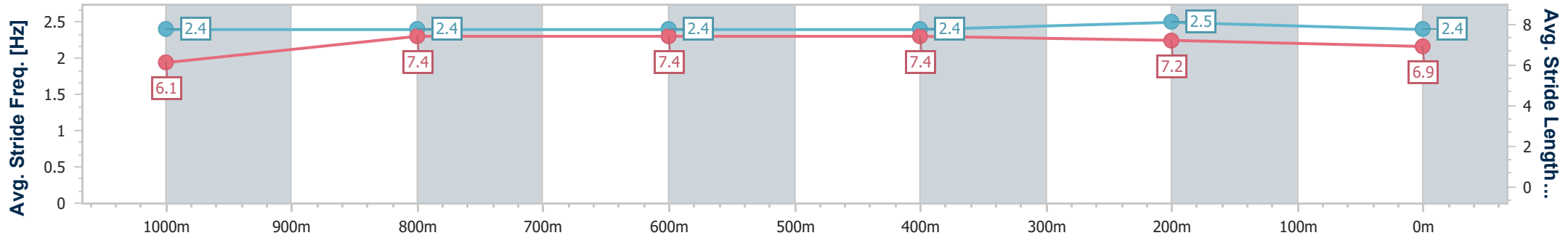
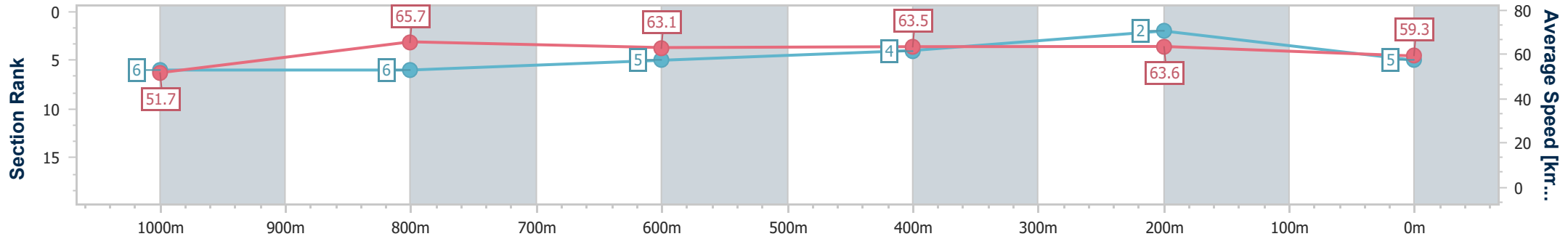
01 April 2025 - 14:39

Track Rating: Soft 6, Weather: Overcast, Rail Position: +0.5m Entire



BRISBANE RACING CLUB

Section	Overall	1000m	800m	600m	400m	200m
Section Times	1:11.67 [5] (0:13.96)	0:57.71 [6] (0:11.00)	0:46.71 [6] (0:11.63)	0:35.08 [5] (0:11.57)	0:23.51 [4] (0:11.37)	0:12.14 [2] (0:12.14)
Average Speed [km/h]	51.7	65.7	63.1	63.5	63.6	59.3
Top Speed [km/h]	65.4	67.4	64.1	64.1	65.3	63.2
Avg. Dist. to Rail [m]	8.6	3.6	3.3	3.7	4.2	5.1
Avg. Stride Freq. [Hz]	2.4	2.4	2.4	2.4	2.5	2.4
Avg. Stride Length [m]	6.1	7.4	7.4	7.4	7.2	6.9



- [] Ranking at each section and finish
- .-.- No data available at this section
- NA No data available



Horse/Jockey Name	Centre Bounce
Final Rank	6
Fastest Section Time (Section)	0:10.96 (1000m)
Top Speed [km/h] (Section)	67.7 (1000m)
Race State	Finished



Doomben QLD Professional

Race 6: BRC MEMBERSHIP No Metro Wins Handicap - 1200m

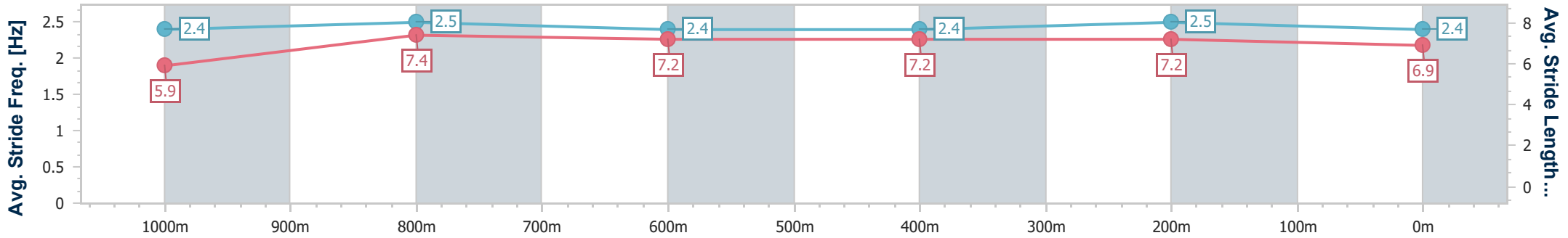
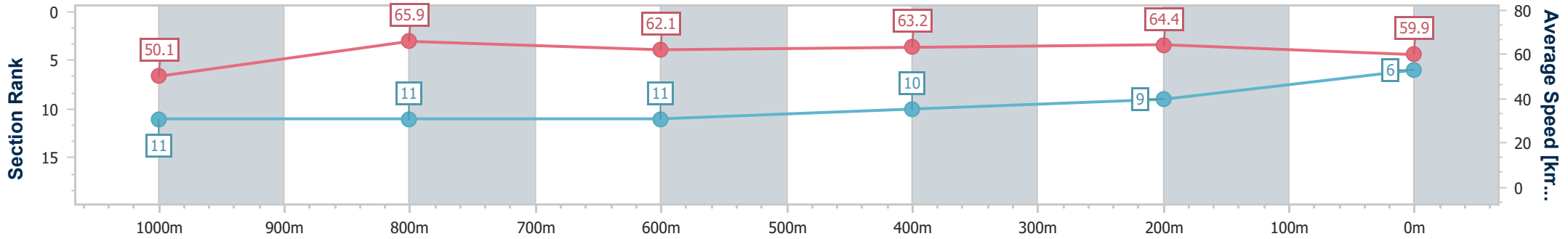
01 April 2025 - 14:39

Track Rating: Soft 6, Weather: Overcast, Rail Position: +0.5m Entire



BRISBANE RACING CLUB

Section	Overall	1000m	800m	600m	400m	200m
Section Times	1:11.81 [6] (0:14.38)	0:57.43 [11] (0:10.96)	0:46.47 [11] (0:11.65)	0:34.82 [11] (0:11.54)	0:23.28 [10] (0:11.26)	0:12.02 [9]
Average Speed [km/h]	50.1	65.9	62.1	63.2	64.4	59.9
Top Speed [km/h]	65.7	67.7	63.9	64.0	66.1	64.3
Avg. Dist. to Rail [m]	6.1	1.6	1.3	1.4	6.7	9.2
Avg. Stride Freq. [Hz]	2.4	2.5	2.4	2.4	2.5	2.4
Avg. Stride Length [m]	5.9	7.4	7.2	7.2	7.2	6.9



- [] Ranking at each section and finish
- .-.- No data available at this section
- NA No data available



Horse/Jockey Name	Greyzous
Final Rank	7
Fastest Section Time (Section)	0:11.04 (1000m)
Top Speed [km/h] (Section)	67.5 (1000m)
Race State	Finished



Doomben QLD Professional

Race 6: BRC MEMBERSHIP No Metro Wins Handicap - 1200m

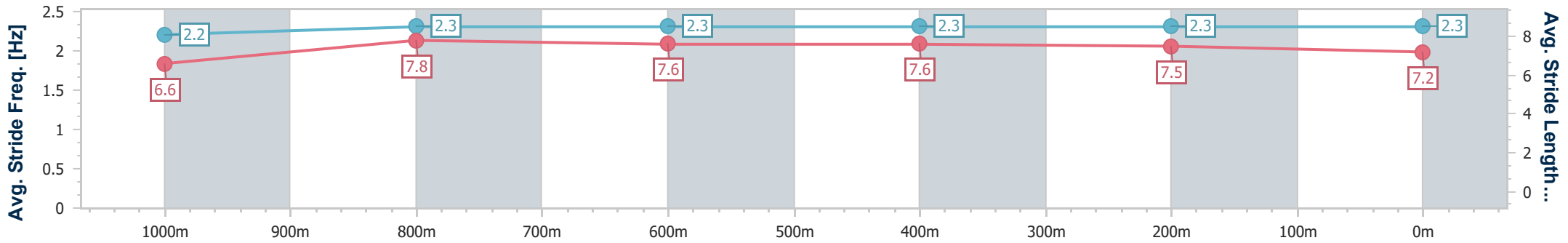
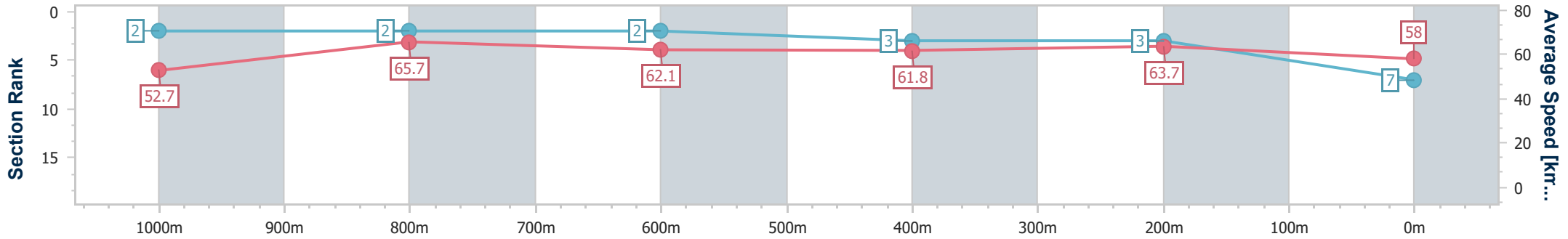
01 April 2025 - 14:39

Track Rating: Soft 6, Weather: Overcast, Rail Position: +0.5m Entire



BRISBANE RACING CLUB

Section	Overall	1000m	800m	600m	400m	200m
Section Times	1:11.90 [7] (0:13.63)	0:58.27 [2] (0:11.04)	0:47.23 [2] (0:11.66)	0:35.57 [2] (0:11.83)	0:23.74 [3] (0:11.37)	0:12.37 [3]
Average Speed [km/h]	52.7	65.7	62.1	61.8	63.7	58.0
Top Speed [km/h]	67.4	67.5	63.2	63.9	65.6	61.4
Avg. Dist. to Rail [m]	9.2	2.7	1.7	2.8	2.8	2.7
Avg. Stride Freq. [Hz]	2.2	2.3	2.3	2.3	2.3	2.3
Avg. Stride Length [m]	6.6	7.8	7.6	7.6	7.5	7.2



- [] Ranking at each section and finish
- .-.- No data available at this section
- NA No data available



Horse/Jockey Name	Super Duck
Final Rank	8
Fastest Section Time (Section)	0:11.06 (1000m)
Top Speed [km/h] (Section)	66.6 (1000m)
Race State	Finished



Doomben QLD Professional

Race 6: BRC MEMBERSHIP No Metro Wins Handicap - 1200m

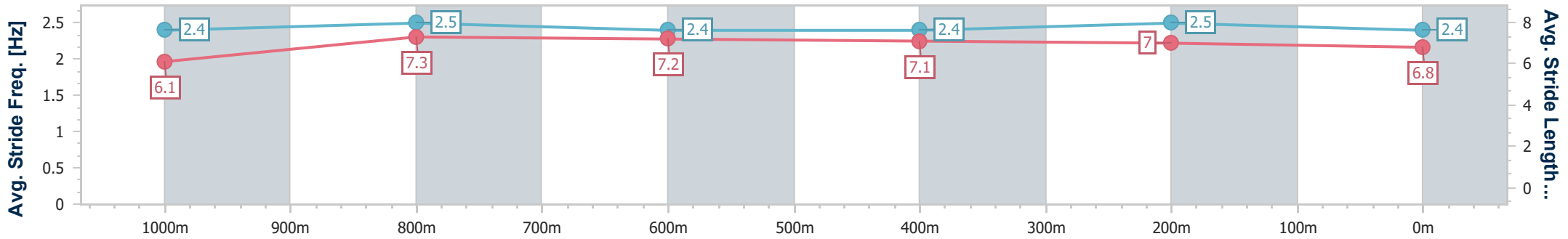
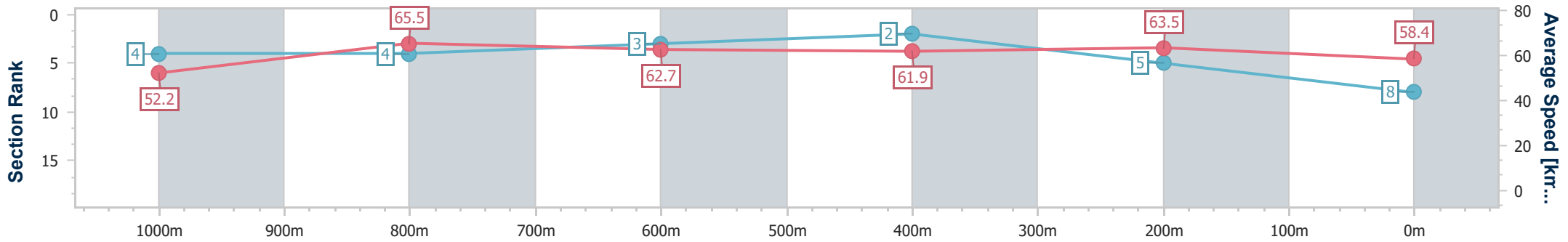
01 April 2025 - 14:39

Track Rating: Soft 6, Weather: Overcast, Rail Position: +0.5m Entire



BRISBANE RACING CLUB

Section	Overall	1000m	800m	600m	400m	200m
Section Times	1:11.91 [8] (0:13.77)	0:58.14 [4] (0:11.06)	0:47.08 [4] (0:11.56)	0:35.52 [3] (0:11.76)	0:23.76 [2] (0:11.43)	0:12.33 [5] (0:12.33)
Average Speed [km/h]	52.2	65.5	62.7	61.9	63.5	58.4
Top Speed [km/h]	66.5	66.6	64.5	62.9	65.0	61.8
Avg. Dist. to Rail [m]	7.6	3.6	1.4	2.0	5.0	5.3
Avg. Stride Freq. [Hz]	2.4	2.5	2.4	2.4	2.5	2.4
Avg. Stride Length [m]	6.1	7.3	7.2	7.1	7.0	6.8



- [] Ranking at each section and finish
- .-.- No data available at this section
- NA No data available



Horse/Jockey Name	Certainlycan
Final Rank	9
Fastest Section Time (Section)	0:10.89 (1000m)
Top Speed [km/h] (Section)	67.1 (1000m)
Race State	Finished



Doomben QLD Professional

Race 6: BRC MEMBERSHIP No Metro Wins Handicap - 1200m

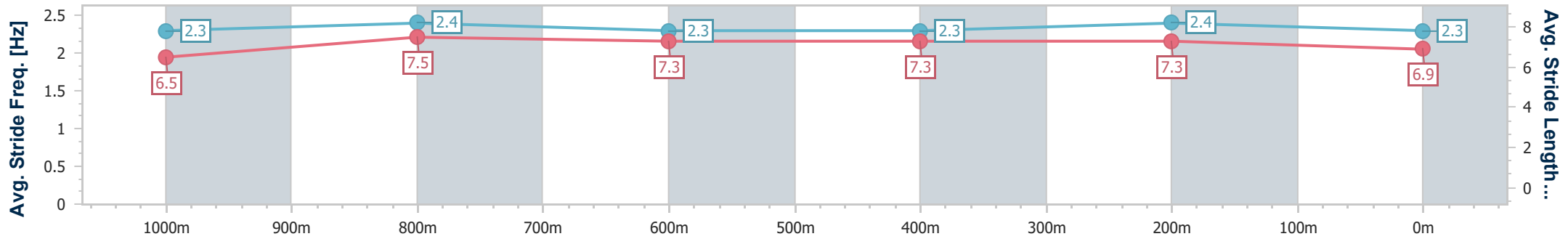
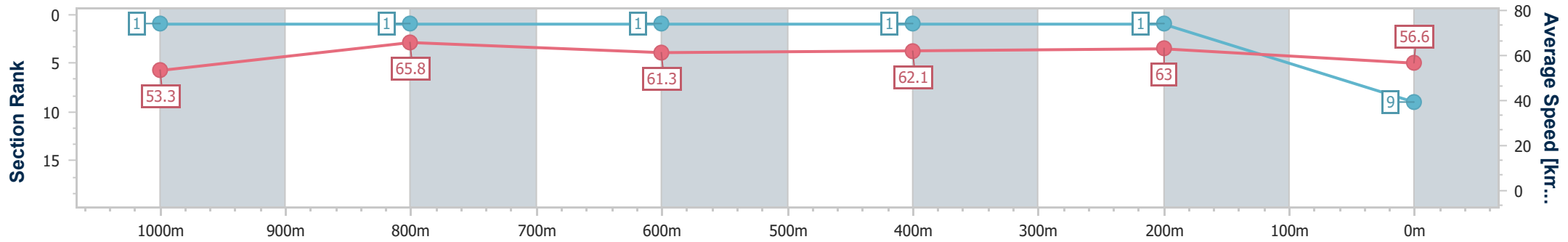
01 April 2025 - 14:39

Track Rating: Soft 6, Weather: Overcast, Rail Position: +0.5m Entire



BRISBANE RACING CLUB

Section	Overall	1000m	800m	600m	400m	200m
Section Times	1:12.00 [9] (0:13.49)	0:58.51 [1] (0:10.89)	0:47.62 [1] (0:11.75)	0:35.87 [1] (0:11.72)	0:24.15 [1] (0:11.48)	0:12.67 [1] (0:12.67)
Average Speed [km/h]	53.3	65.8	61.3	62.1	63.0	56.6
Top Speed [km/h]	66.9	67.1	62.8	63.2	63.9	61.6
Avg. Dist. to Rail [m]	1.5	2.0	1.2	1.8	2.7	2.0
Avg. Stride Freq. [Hz]	2.3	2.4	2.3	2.3	2.4	2.3
Avg. Stride Length [m]	6.5	7.5	7.3	7.3	7.3	6.9



- [] Ranking at each section and finish
- .-.- No data available at this section
- NA No data available



Horse/Jockey Name	Doubting Eye
Final Rank	10
Fastest Section Time (Section)	0:11.05 (1000m)
Top Speed [km/h] (Section)	67.4 (1000m)
Race State	Finished



Doomben QLD Professional

Race 6: BRC MEMBERSHIP No Metro Wins Handicap - 1200m

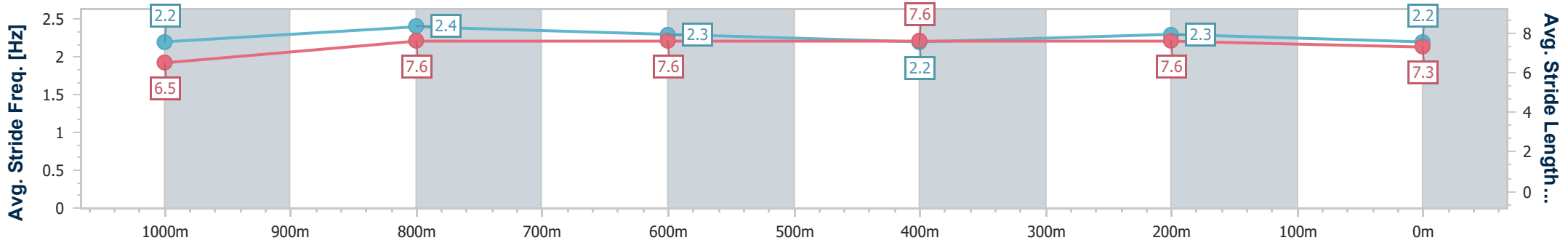
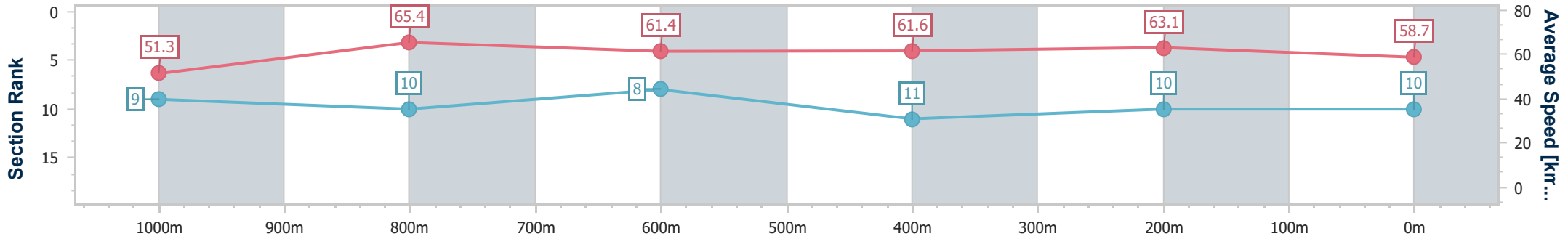
01 April 2025 - 14:39

Track Rating: Soft 6, Weather: Overcast, Rail Position: +0.5m Entire



BRISBANE RACING CLUB

Section	Overall	1000m	800m	600m	400m	200m
Section Times	1:12.21 [10] (0:14.07)	0:58.14 [9] (0:11.05)	0:47.09 [10] (0:11.71)	0:35.38 [8] (0:11.70)	0:23.68 [11] (0:11.40)	0:12.28 [10] (0:12.28)
Average Speed [km/h]	51.3	65.4	61.4	61.6	63.1	58.7
Top Speed [km/h]	67.2	67.4	63.3	62.1	64.5	62.7
Avg. Dist. to Rail [m]	4.4	1.6	0.5	0.2	2.3	6.1
Avg. Stride Freq. [Hz]	2.2	2.4	2.3	2.2	2.3	2.2
Avg. Stride Length [m]	6.5	7.6	7.6	7.6	7.6	7.3



- [] Ranking at each section and finish
- .-.- No data available at this section
- NA No data available



Horse/Jockey Name	Bowrider
Final Rank	11
Fastest Section Time (Section)	0:11.10 (1000m)
Top Speed [km/h] (Section)	66.7 (1000m)
Race State	Finished



Doomben QLD Professional

Race 6: BRC MEMBERSHIP No Metro Wins Handicap - 1200m

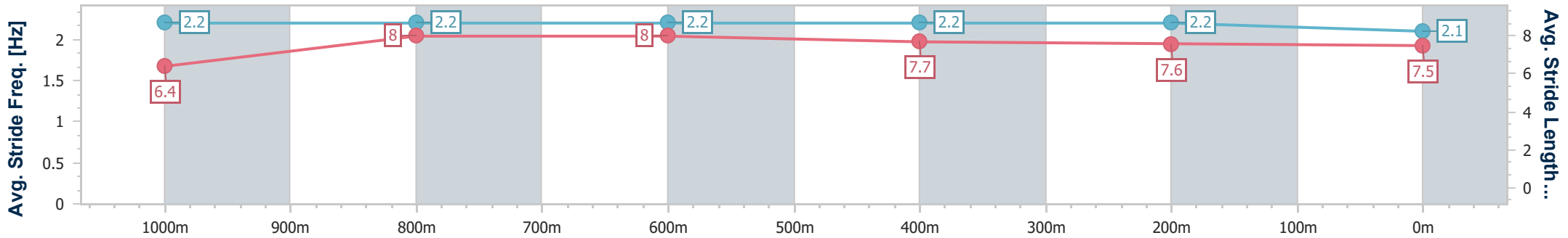
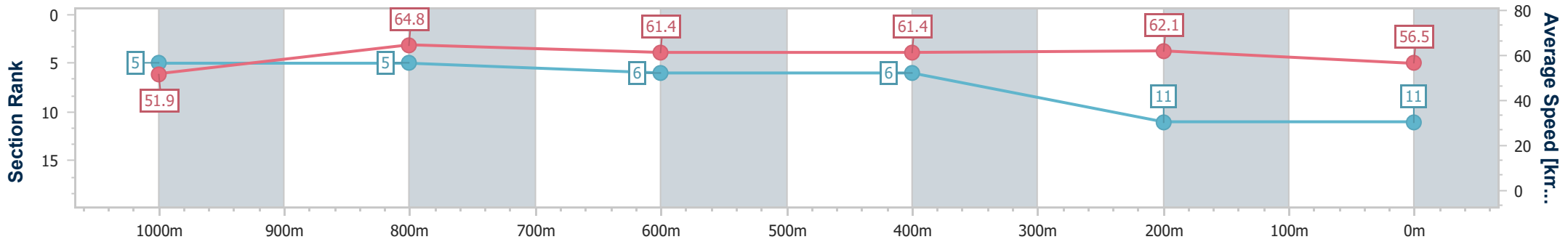
01 April 2025 - 14:39

Track Rating: Soft 6, Weather: Overcast, Rail Position: +0.5m Entire



BRISBANE RACING CLUB

Section	Overall	1000m	800m	600m	400m	200m
Section Times	1:12.65 [11] (0:13.85)	0:58.80 [5] (0:11.10)	0:47.70 [5] (0:11.69)	0:36.01 [6] (0:11.67)	0:24.34 [6] (0:11.63)	0:12.71 [11] (0:12.71)
Average Speed [km/h]	51.9	64.8	61.4	61.4	62.1	56.5
Top Speed [km/h]	66.6	66.7	62.6	62.2	63.2	60.8
Avg. Dist. to Rail [m]	2.7	0.7	0.5	0.6	1.2	0.4
Avg. Stride Freq. [Hz]	2.2	2.2	2.2	2.2	2.2	2.1
Avg. Stride Length [m]	6.4	8.0	8.0	7.7	7.6	7.5



- [] Ranking at each section and finish
- .-.- No data available at this section
- NA No data available



Doomben QLD Professional

Race 7: XXXX BENCHMARK 78 Handicap - 2000m



BRISBANE
RACING CLUB

01 April 2025 - 15:13

Track Rating: Soft 6, Weather: Overcast, Rail Position: +0.5m Entire

Section		Overall	1800m	1600m	1400m	1200m	1000m	800m	Last 600m				
Field Times		2:06.16 (0:14.73)	1:51.43 (0:12.58)	1:38.85 (0:12.60)	1:26.25 (0:12.31)	1:13.94 (0:12.49)	1:01.45 (0:12.59)	0:48.86 (0:12.65)	0:36.21				
Rank	TAB Horse/Jockey	Barrier	Top Speed [km/h]	Fastest Section									Distance Travelled [m]
1	7 GALIFIANAKIS Jake Bayliss	7	65.1 400m	0:11.37 400m	2:06.16 [1] (0:15.40)	1:50.76 [7] (0:12.79)	1:37.97 [7] (0:12.40)	1:25.57 [7] (0:12.51)	1:13.06 [7] (0:12.68)	1:00.38 [7] (0:12.42)	0:47.96 [7] (0:12.34)	0:35.62	
2	6 KIPLING'S JOURNEY Mark Du Plessis	3	63.7 400m	0:11.46 400m	2:06.17 [2] (0:14.73)	1:51.44 [1] (0:12.58)	1:38.86 [1] (0:12.60)	1:26.26 [1] (0:12.31)	1:13.95 [1] (0:12.49)	1:01.46 [1] (0:12.59)	0:48.87 [2] (0:12.79)	0:36.08	-3
3	14 AIDEN Bailey Wheeler	6	61.9 400m	0:11.85 400m	2:06.24 [3] (0:15.16)	1:51.08 [5] (0:12.43)	1:38.65 [4] (0:12.50)	1:26.15 [3] (0:12.18)	1:13.97 [2] (0:12.50)	1:01.47 [2] (0:12.53)	0:48.94 [1] (0:12.65)	0:36.29	-1
4	10 NAVAL SEAL Ryan Maloney	4	63.1 400m	0:11.49 400m	2:06.34 [4] (0:15.22)	1:51.12 [6] (0:12.69)	1:38.43 [5] (0:12.64)	1:25.79 [6] (0:12.35)	1:13.44 [5] (0:12.57)	1:00.87 [5] (0:12.39)	0:48.48 [5] (0:12.82)	0:35.66	-3
5	1 WAPITI Cody Collis	5	62.5 400m	0:11.69 400m	2:06.34 [5] (0:15.06)	1:51.28 [3] (0:12.41)	1:38.87 [2] (0:12.51)	1:26.36 [2] (0:12.51)	1:13.85 [3] (0:12.57)	1:01.28 [3] (0:12.50)	0:48.78 [3] (0:12.69)	0:36.09	+5
6	5 YET HE MOVES Emily Lang	8	64.3 400m	0:11.47 400m	2:06.37 [6] (0:15.54)	1:50.83 [8] (0:13.00)	1:37.83 [8] (0:12.43)	1:25.40 [8] (0:12.40)	1:13.00 [8] (0:12.60)	1:00.40 [8] (0:12.46)	0:47.94 [8] (0:12.08)	0:35.86	+5
7	13 MASTER COPY Damien Thornton	2	62.1 400m	0:11.68 400m	2:06.81 [7] (0:15.00)	1:51.81 [2] (0:12.58)	1:39.23 [3] (0:12.56)	1:26.67 [4] (0:12.47)	1:14.20 [4] (0:12.51)	1:01.69 [4] (0:12.54)	0:49.15 [4] (0:12.63)	0:36.52	-14
8	4 HYDE Tahlia Fenlon	1	62.4 400m	0:11.72 400m	2:06.87 [8] (0:15.12)	1:51.75 [4] (0:12.80)	1:38.95 [6] (0:12.50)	1:26.45 [5] (0:12.49)	1:13.96 [6] (0:12.78)	1:01.18 [6] (0:12.33)	0:48.85 [6] (0:12.38)	0:36.47	-19

Scratched: Grinzinger Knight (#9), Tuhinga (#12), Iverson (#18), Caprice Des Dieux (#3), Youth Spirit (#2), Koruto (#8), Scarlet Prince (#11), Kiptanui (#15), Archer's Game (#16), Jenni Moreese (#17)



Doomben QLD Professional

Race 7: XXXX BENCHMARK 78 Handicap - 2000m



BRISBANE
RACING CLUB

01 April 2025 - 15:13

Track Rating: Soft 6, Weather: Overcast, Rail Position: +0.5m Entire

Section					600m	400m	200m				Last 600m
Field Times					0:36.21 (0:12.14)	0:24.07 (0:11.64)	0:12.43 (0:12.43)				0:36.21
Rank	TAB	Horse/Jockey	Barrier	Top Speed [km/h]	Fastest Section				Margin		
											Distance Travelled [m]
1	7	GALIFIANAKIS Jake Bayliss	7	65.1 400m	0:11.37 400m	0:35.62 [7] (0:11.95)	0:23.67 [7] (0:11.37)	0:12.30 [3] (0:12.30)	2:06.16	0:35.62	
2	6	KIPLING'S JOURNEY Mark Du Plessis	3	63.7 400m	0:11.46 400m	0:36.08 [2] (0:12.18)	0:23.90 [2] (0:11.46)	0:12.44 [1] (0:12.44)	0.06L	0:36.08 -3	
3	14	AIDEN Bailey Wheeler	6	61.9 400m	0:11.85 400m	0:36.29 [1] (0:12.14)	0:24.15 [1] (0:11.85)	0:12.30 [4] (0:12.30)	0.52L	0:36.29 -1	
4	10	NAVAL SEAL Ryan Maloney	4	63.1 400m	0:11.49 400m	0:35.66 [8] (0:11.89)	0:23.77 [8] (0:11.49)	0:12.28 [8] (0:12.28)	1.08L	0:35.66 -3	
5	1	WAPITI Cody Collis	5	62.5 400m	0:11.69 400m	0:36.09 [3] (0:12.09)	0:24.00 [5] (0:11.69)	0:12.31 [7] (0:12.31)	1.1L	0:36.09 +5	
6	5	YET HE MOVES Emily Lang	8	64.3 400m	0:11.47 400m	0:35.86 [6] (0:11.84)	0:24.02 [6] (0:11.47)	0:12.55 [2] (0:12.55)	1.24L	0:35.86 +5	
7	13	MASTER COPY Damien Thornton	2	62.1 400m	0:11.68 400m	0:36.52 [4] (0:12.00)	0:24.52 [4] (0:11.68)	0:12.84 [5] (0:12.84)	3.82L	0:36.52 -14	
8	4	HYDE Tahlia Fenlon	1	62.4 400m	0:11.72 400m	0:36.47 [5] (0:11.89)	0:24.58 [3] (0:11.72)	0:12.86 [6] (0:12.86)	4.22L	0:36.47 -19	

Scratched: Grinzinger Knight (#9), Tuhinga (#12), Iverson (#18), Caprice Des Dieux (#3), Youth Spirit (#2), Koruto (#8), Scarlet Prince (#11), Kiptanui (#15), Archer's Game (#16), Jenni Moreese (#17)



Horse/Jockey Name	Galifianakis
Final Rank	1
Fastest Section Time (Section)	0:11.37 (400m)
Top Speed [km/h] (Section)	65.1 (400m)
Race State	Finished



Doomben QLD Professional

Race 7: XXXX BENCHMARK 78 Handicap - 2000m

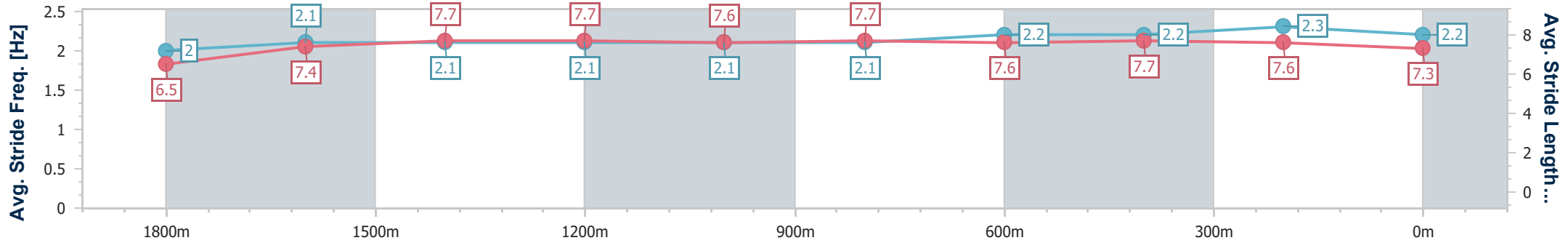
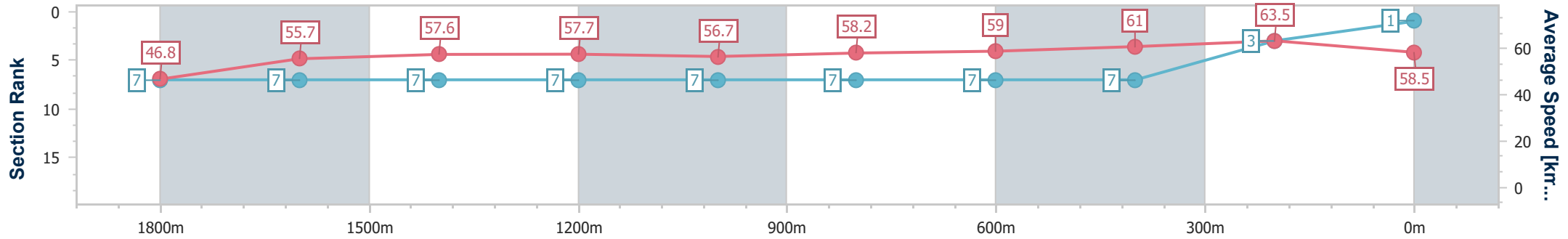
01 April 2025 - 15:13

Track Rating: Soft 6, Weather: Overcast, Rail Position: +0.5m Entire



BRISBANE RACING CLUB

Section	Overall	1800m	1600m	1400m	1200m	1000m	800m	600m	400m	200m
Section Times	2:06.16 [1] (0:15.40)	1:50.76 [7] (0:12.79)	1:37.97 [7] (0:12.40)	1:25.57 [7] (0:12.51)	1:13.06 [7] (0:12.68)	1:00.38 [7] (0:12.42)	0:47.96 [7] (0:12.34)	0:35.62 [7] (0:11.95)	0:23.67 [7] (0:11.37)	0:12.30 [3] (0:12.30)
Average Speed [km/h]	46.8	55.7	57.6	57.7	56.7	58.2	59.0	61.0	63.5	58.5
Top Speed [km/h]	59.0	58.5	58.4	59.0	57.8	58.6	60.1	63.0	65.1	62.6
Avg. Dist. to Rail [m]	2.7	1.7	1.7	0.6	2.6	1.9	1.7	2.2	2.9	4.3
Avg. Stride Freq. [Hz]	2.0	2.1	2.1	2.1	2.1	2.1	2.2	2.2	2.3	2.2
Avg. Stride Length [m]	6.5	7.4	7.7	7.7	7.6	7.7	7.6	7.7	7.6	7.3



- [] Ranking at each section and finish
- .-.- No data available at this section
- NA No data available



Horse/Jockey Name	Kipling's Journey
Final Rank	2
Fastest Section Time (Section)	0:11.46 (400m)
Top Speed [km/h] (Section)	63.7 (400m)
Race State	Finished



Doomben QLD Professional

Race 7: XXXX BENCHMARK 78 Handicap - 2000m

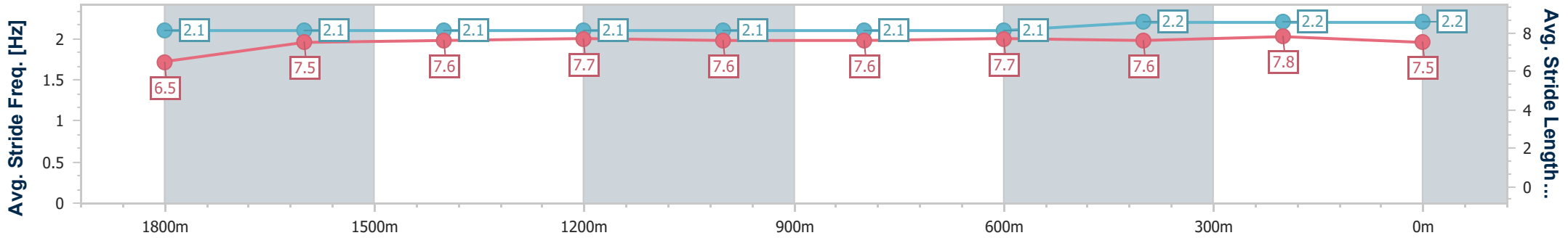
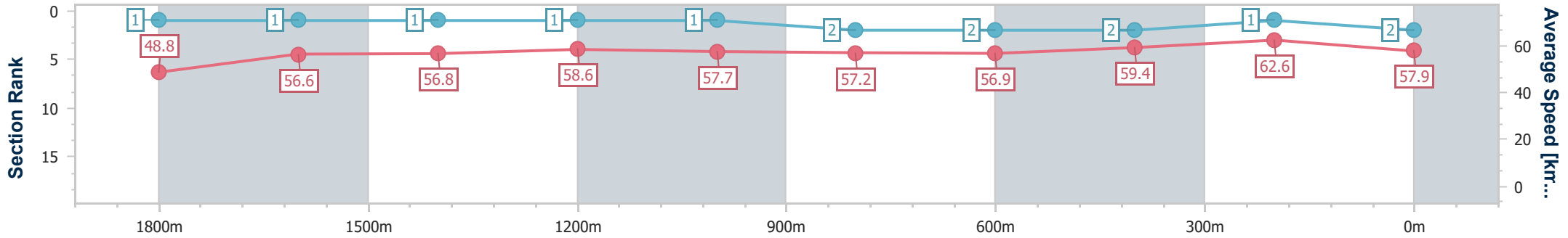
01 April 2025 - 15:13

Track Rating: Soft 6, Weather: Overcast, Rail Position: +0.5m Entire



BRISBANE RACING CLUB

Section	Overall	1800m	1600m	1400m	1200m	1000m	800m	600m	400m	200m
Section Times	2:06.17 [2] (0:14.73)	1:51.44 [1] (0:12.58)	1:38.86 [1] (0:12.60)	1:26.26 [1] (0:12.31)	1:13.95 [1] (0:12.49)	1:01.46 [1] (0:12.59)	0:48.87 [2] (0:12.79)	0:36.08 [2] (0:12.18)	0:23.90 [2] (0:11.46)	0:12.44 [1] (0:12.44)
Average Speed [km/h]	48.8	56.6	56.8	58.6	57.7	57.2	56.9	59.4	62.6	57.9
Top Speed [km/h]	59.4	59.1	57.6	60.1	58.7	58.9	57.6	61.6	63.7	61.2
Avg. Dist. to Rail [m]	1.2	2.2	1.4	0.7	2.1	1.8	1.9	0.9	1.6	2.3
Avg. Stride Freq. [Hz]	2.1	2.1	2.1	2.1	2.1	2.1	2.1	2.2	2.2	2.2
Avg. Stride Length [m]	6.5	7.5	7.6	7.7	7.6	7.6	7.7	7.6	7.8	7.5



- [] Ranking at each section and finish
- .-.- No data available at this section
- NA No data available



Horse/Jockey Name	Aiden
Final Rank	3
Fastest Section Time (Section)	0:11.85 (400m)
Top Speed [km/h] (Section)	61.9 (400m)
Race State	Finished



Doomben QLD Professional

Race 7: XXXX BENCHMARK 78 Handicap - 2000m

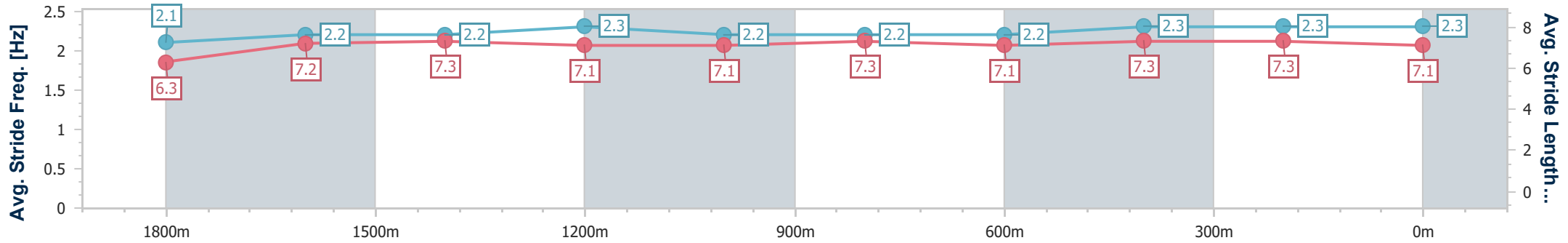
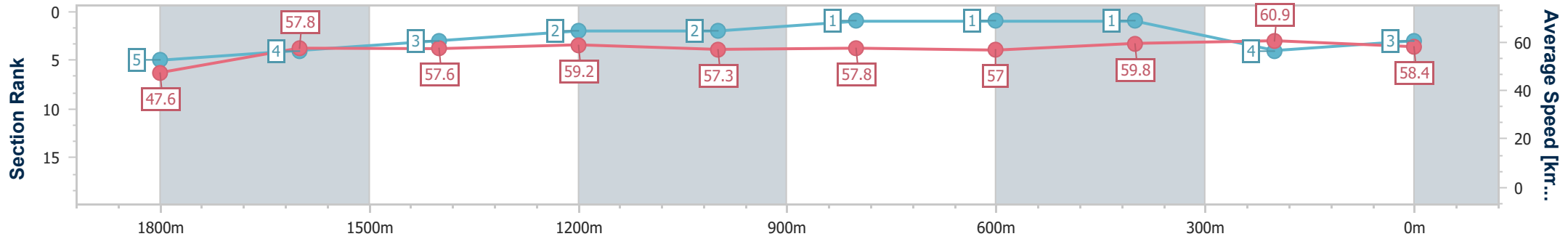
01 April 2025 - 15:13

Track Rating: Soft 6, Weather: Overcast, Rail Position: +0.5m Entire



BRISBANE RACING CLUB

Section	Overall	1800m	1600m	1400m	1200m	1000m	800m	600m	400m	200m
Section Times	2:06.24 [3] (0:15.16)	1:51.08 [5] (0:12.43)	1:38.65 [4] (0:12.50)	1:26.15 [3] (0:12.18)	1:13.97 [2] (0:12.50)	1:01.47 [2] (0:12.53)	0:48.94 [1] (0:12.65)	0:36.29 [1] (0:12.14)	0:24.15 [1] (0:11.85)	0:12.30 [4] (0:12.30)
Average Speed [km/h]	47.6	57.8	57.6	59.2	57.3	57.8	57.0	59.8	60.9	58.4
Top Speed [km/h]	59.1	59.1	59.2	60.8	57.8	58.4	58.6	60.8	61.9	61.1
Avg. Dist. to Rail [m]	3.5	0.9	0.5	0.5	1.2	0.9	1.0	1.1	2.0	4.2
Avg. Stride Freq. [Hz]	2.1	2.2	2.2	2.3	2.2	2.2	2.2	2.3	2.3	2.3
Avg. Stride Length [m]	6.3	7.2	7.3	7.1	7.1	7.3	7.1	7.3	7.3	7.1



- [] Ranking at each section and finish
- .-.- No data available at this section
- NA No data available



Horse/Jockey Name	Naval Seal
Final Rank	4
Fastest Section Time (Section)	0:11.49 (400m)
Top Speed [km/h] (Section)	63.1 (400m)
Race State	Finished



Doomben QLD Professional

Race 7: XXXX BENCHMARK 78 Handicap - 2000m

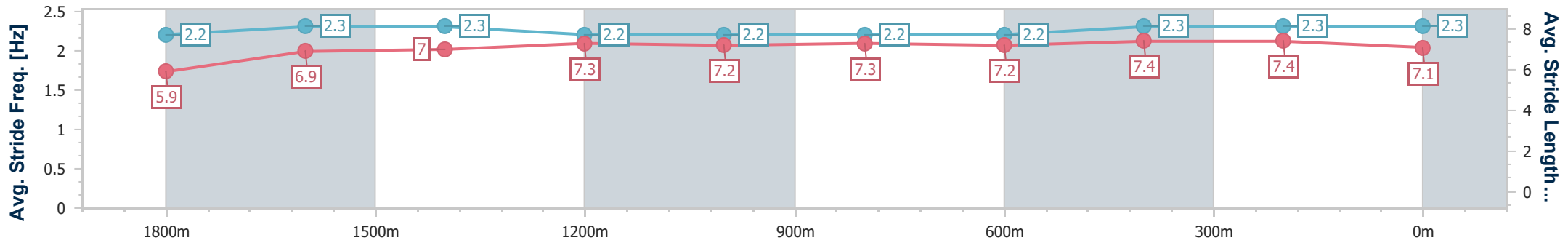
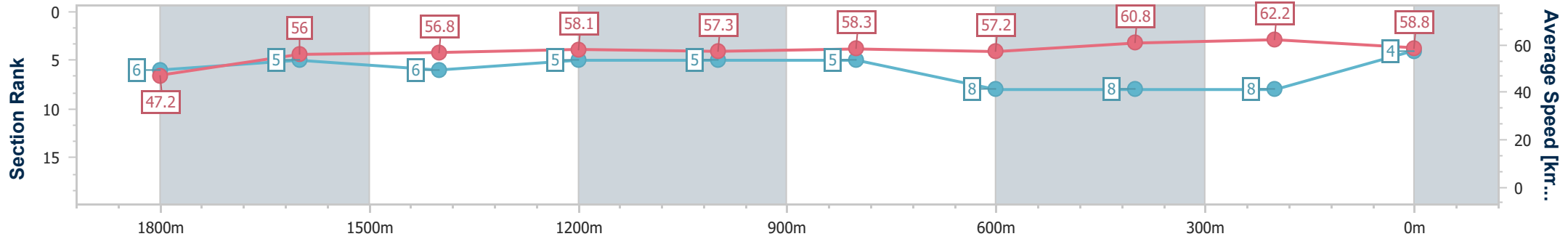
01 April 2025 - 15:13

Track Rating: Soft 6, Weather: Overcast, Rail Position: +0.5m Entire



BRISBANE RACING CLUB

Section	Overall	1800m	1600m	1400m	1200m	1000m	800m	600m	400m	200m
Section Times	2:06.34 [4] (0:15.22)	1:51.12 [6] (0:12.69)	1:38.43 [5] (0:12.64)	1:25.79 [6] (0:12.35)	1:13.44 [5] (0:12.57)	1:00.87 [5] (0:12.39)	0:48.48 [5] (0:12.82)	0:35.66 [8] (0:11.89)	0:23.77 [8] (0:11.49)	0:12.28 [8] (0:12.28)
Average Speed [km/h]	47.2	56.0	56.8	58.1	57.3	58.3	57.2	60.8	62.2	58.8
Top Speed [km/h]	59.3	57.8	57.6	60.0	59.3	60.2	59.2	62.6	63.1	61.5
Avg. Dist. to Rail [m]	2.0	2.5	1.0	0.6	2.7	2.5	3.0	1.1	1.1	2.2
Avg. Stride Freq. [Hz]	2.2	2.3	2.3	2.2	2.2	2.2	2.2	2.3	2.3	2.3
Avg. Stride Length [m]	5.9	6.9	7.0	7.3	7.2	7.3	7.2	7.4	7.4	7.1



- [] Ranking at each section and finish
- .-.- No data available at this section
- NA No data available



Horse/Jockey Name	Wapiti
Final Rank	5
Fastest Section Time (Section)	0:11.69 (400m)
Top Speed [km/h] (Section)	62.5 (400m)
Race State	Finished



Doomben QLD Professional

Race 7: XXXX BENCHMARK 78 Handicap - 2000m

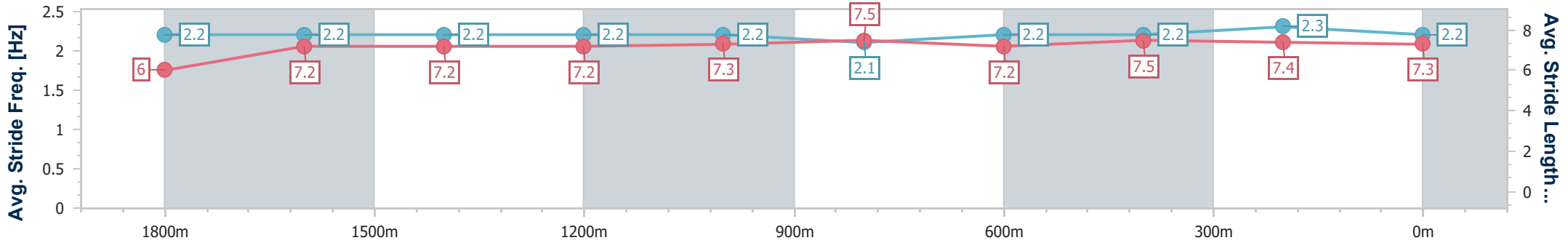
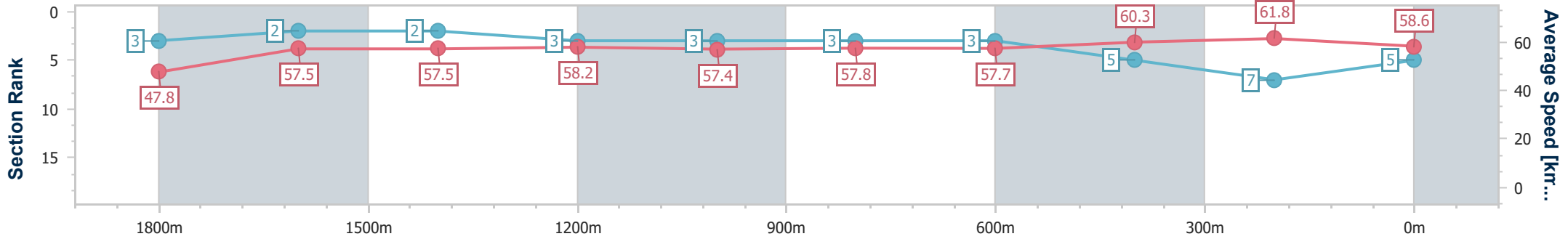
01 April 2025 - 15:13

Track Rating: Soft 6, Weather: Overcast, Rail Position: +0.5m Entire



BRISBANE RACING CLUB

Section	Overall	1800m	1600m	1400m	1200m	1000m	800m	600m	400m	200m
Section Times	2:06.34 [5] (0:15.06)	1:51.28 [3] (0:12.41)	1:38.87 [2] (0:12.51)	1:26.36 [2] (0:12.51)	1:13.85 [3] (0:12.57)	1:01.28 [3] (0:12.50)	0:48.78 [3] (0:12.69)	0:36.09 [3] (0:12.09)	0:24.00 [5] (0:11.69)	0:12.31 [7] (0:12.31)
Average Speed [km/h]	47.8	57.5	57.5	58.2	57.4	57.8	57.7	60.3	61.8	58.6
Top Speed [km/h]	58.7	58.9	58.2	58.6	58.0	58.4	59.1	61.6	62.5	61.4
Avg. Dist. to Rail [m]	1.8	1.7	0.7	1.6	3.8	3.1	2.9	2.5	3.0	7.8
Avg. Stride Freq. [Hz]	2.2	2.2	2.2	2.2	2.2	2.1	2.2	2.2	2.3	2.2
Avg. Stride Length [m]	6.0	7.2	7.2	7.2	7.3	7.5	7.2	7.5	7.4	7.3



- [] Ranking at each section and finish
- .-.- No data available at this section
- NA No data available



Horse/Jockey Name	Yet He Moves
Final Rank	6
Fastest Section Time (Section)	0:11.47 (400m)
Top Speed [km/h] (Section)	64.3 (400m)
Race State	Finished



Doomben QLD Professional

Race 7: XXXX BENCHMARK 78 Handicap - 2000m

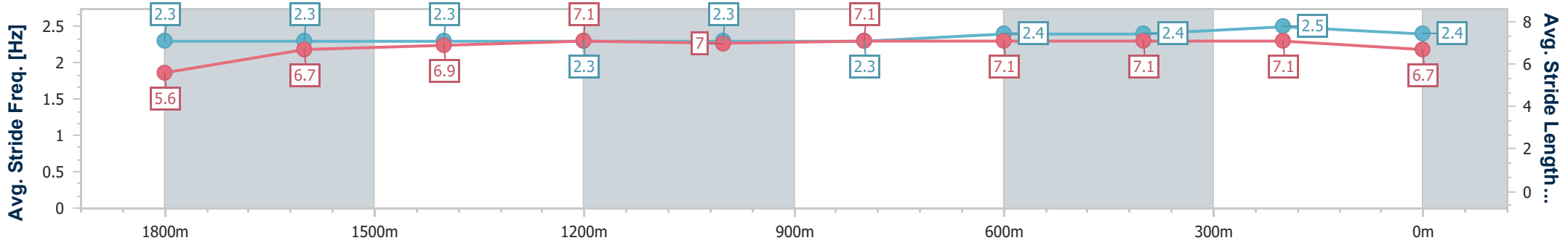
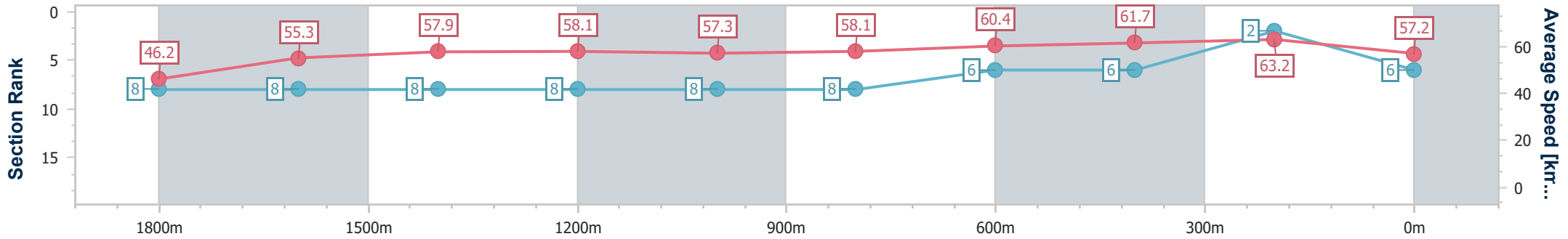
01 April 2025 - 15:13

Track Rating: Soft 6, Weather: Overcast, Rail Position: +0.5m Entire



BRISBANE RACING CLUB

Section	Overall	1800m	1600m	1400m	1200m	1000m	800m	600m	400m	200m
Section Times	2:06.37 [6] (0:15.54)	1:50.83 [8] (0:13.00)	1:37.83 [8] (0:12.43)	1:25.40 [8] (0:12.40)	1:13.00 [8] (0:12.60)	1:00.40 [8] (0:12.46)	0:47.94 [8] (0:12.08)	0:35.86 [6] (0:11.84)	0:24.02 [6] (0:11.47)	0:12.55 [2] (0:12.55)
Average Speed [km/h]	46.2	55.3	57.9	58.1	57.3	58.1	60.4	61.7	63.2	57.2
Top Speed [km/h]	58.6	58.1	60.0	60.3	60.0	59.6	61.5	63.4	64.3	60.3
Avg. Dist. to Rail [m]	4.8	0.9	0.6	0.6	2.8	2.7	3.0	2.7	2.8	4.2
Avg. Stride Freq. [Hz]	2.3	2.3	2.3	2.3	2.3	2.3	2.4	2.4	2.5	2.4
Avg. Stride Length [m]	5.6	6.7	6.9	7.1	7.0	7.1	7.1	7.1	7.1	6.7



- [] Ranking at each section and finish
- .-.- No data available at this section
- NA No data available



Horse/Jockey Name	Master Copy
Final Rank	7
Fastest Section Time (Section)	0:11.68 (400m)
Top Speed [km/h] (Section)	62.1 (400m)
Race State	Finished



Doomben QLD Professional

Race 7: XXXX BENCHMARK 78 Handicap - 2000m

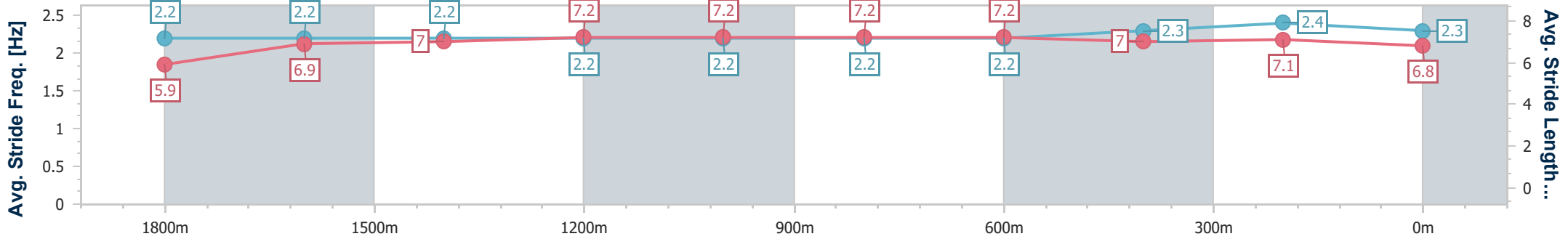
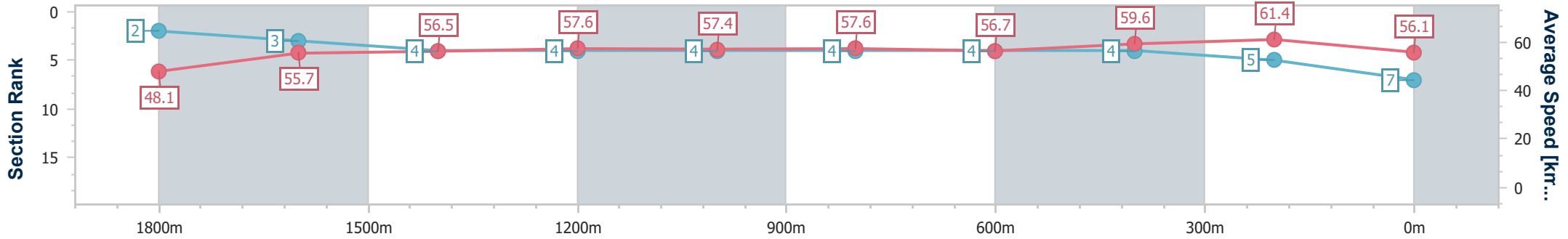
01 April 2025 - 15:13

Track Rating: Soft 6, Weather: Overcast, Rail Position: +0.5m Entire



BRISBANE RACING CLUB

Section	Overall	1800m	1600m	1400m	1200m	1000m	800m	600m	400m	200m
Section Times	2:06.81 [7] (0:15.00)	1:51.81 [2] (0:12.58)	1:39.23 [3] (0:12.56)	1:26.67 [4] (0:12.47)	1:14.20 [4] (0:12.51)	1:01.69 [4] (0:12.54)	0:49.15 [4] (0:12.63)	0:36.52 [4] (0:12.00)	0:24.52 [4] (0:11.68)	0:12.84 [5] (0:12.84)
Average Speed [km/h]	48.1	55.7	56.5	57.6	57.4	57.6	56.7	59.6	61.4	56.1
Top Speed [km/h]	59.3	57.5	57.3	58.6	58.7	57.9	58.3	61.4	62.1	60.8
Avg. Dist. to Rail [m]	2.0	4.1	3.1	0.9	0.6	0.4	0.2	1.2	1.3	0.3
Avg. Stride Freq. [Hz]	2.2	2.2	2.2	2.2	2.2	2.2	2.2	2.3	2.4	2.3
Avg. Stride Length [m]	5.9	6.9	7.0	7.2	7.2	7.2	7.2	7.0	7.1	6.8



- [] Ranking at each section and finish
- .-.- No data available at this section
- NA No data available



Horse/Jockey Name	Hyde
Final Rank	8
Fastest Section Time (Section)	0:11.72 (400m)
Top Speed [km/h] (Section)	62.4 (400m)
Race State	Finished



Doomben QLD Professional

Race 7: XXXX BENCHMARK 78 Handicap - 2000m

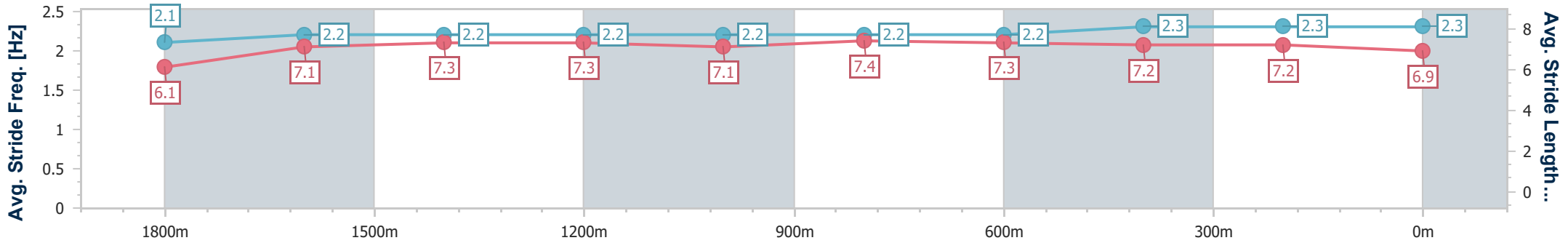
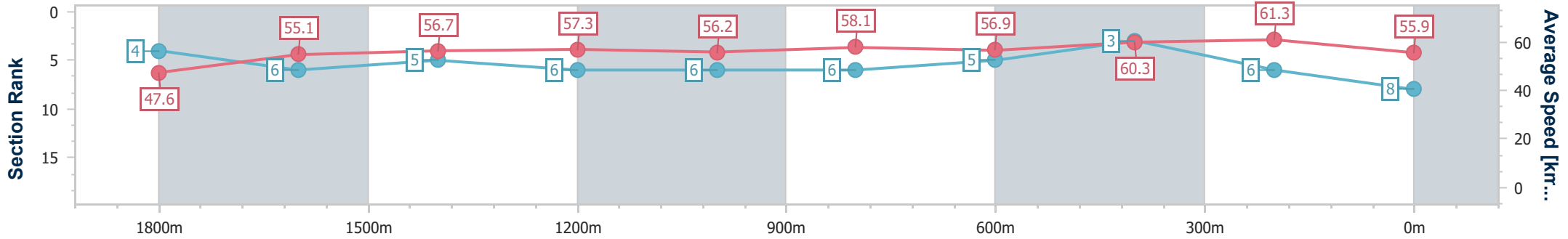
01 April 2025 - 15:13

Track Rating: Soft 6, Weather: Overcast, Rail Position: +0.5m Entire



BRISBANE RACING CLUB

Section	Overall	1800m	1600m	1400m	1200m	1000m	800m	600m	400m	200m
Section Times	2:06.87 [8] (0:15.12)	1:51.75 [4] (0:12.80)	1:38.95 [6] (0:12.50)	1:26.45 [5] (0:12.49)	1:13.96 [6] (0:12.78)	1:01.18 [6] (0:12.33)	0:48.85 [6] (0:12.38)	0:36.47 [5] (0:11.89)	0:24.58 [3] (0:11.72)	0:12.86 [6] (0:12.86)
Average Speed [km/h]	47.6	55.1	56.7	57.3	56.2	58.1	56.9	60.3	61.3	55.9
Top Speed [km/h]	57.4	56.9	57.8	58.1	57.6	58.5	59.7	61.8	62.4	60.2
Avg. Dist. to Rail [m]	2.5	3.7	3.2	1.5	0.9	2.5	3.5	1.3	1.6	1.2
Avg. Stride Freq. [Hz]	2.1	2.2	2.2	2.2	2.2	2.2	2.2	2.3	2.3	2.3
Avg. Stride Length [m]	6.1	7.1	7.3	7.3	7.1	7.4	7.3	7.2	7.2	6.9



- [] Ranking at each section and finish
- .-.- No data available at this section
- NA No data available



Doomben QLD Professional

Race 8: MORETON HIRE BENCHMARK 85 Handicap - 1600m

01 April 2025 - 15:48



BRISBANE
RACING CLUB

Track Rating: Soft 6, Weather: Overcast, Rail Position: +0.5m Entire

Section		Overall	1400m	1200m	1000m	800m	600m	400m	Last 600m				
Field Times		1:39.02 (0:14.61)	1:24.41 (0:12.23)	1:12.18 (0:12.66)	0:59.52 (0:12.36)	0:47.16 (0:12.06)	0:35.10 (0:11.89)	0:23.21 (0:11.32)	0:35.10				
Rank	TAB Horse/Jockey	Barrier	Top Speed [km/h]	Fastest Section									Distance Travelled [m]
1	10 VICTORY WIN Cejay Graham	6	64.9 400m	0:11.33 400m	1:39.02 [1] (0:14.71)	1:24.31 [4] (0:12.39)	1:11.92 [3] (0:12.71)	0:59.21 [3] (0:12.24)	0:46.97 [2] (0:12.04)	0:34.93 [2] (0:11.80)	0:23.13 [2] (0:11.33)	0:34.93	
2	6 THIS'LLBETHEONE Emily Lang	1	64.0 400m	0:11.32 400m	1:39.05 [2] (0:14.68)	1:24.37 [2] (0:12.16)	1:12.21 [1] (0:12.66)	0:59.55 [1] (0:12.36)	0:47.19 [1] (0:12.06)	0:35.13 [1] (0:11.89)	0:23.24 [1] (0:11.32)	0:35.13	-8
3	1 TENZING Cody Collis	3	64.7 400m	0:11.24 400m	1:39.12 [3] (0:14.88)	1:24.24 [5] (0:12.42)	1:11.82 [4] (0:12.66)	0:59.16 [4] (0:12.43)	0:46.73 [4] (0:12.00)	0:34.73 [6] (0:11.82)	0:22.91 [5] (0:11.24)	0:34.73	-4
4	4 MIRACLE SPIN Kyle Wilson-Taylor	8	65.6 400m	0:11.23 400m	1:39.25 [4] (0:14.93)	1:24.32 [6] (0:12.67)	1:11.65 [6] (0:12.64)	0:59.01 [6] (0:12.21)	0:46.80 [6] (0:11.71)	0:35.09 [4] (0:11.77)	0:23.32 [3] (0:11.23)	0:35.09	+2
5	8 FLASHING STEEL Jag Guthmann-Chester	2	64.7 400m	0:11.42 400m	1:39.38 [5] (0:14.61)	1:24.77 [1] (0:12.39)	1:12.38 [2] (0:12.67)	0:59.71 [2] (0:12.43)	0:47.28 [3] (0:12.04)	0:35.24 [3] (0:11.85)	0:23.39 [4] (0:11.42)	0:35.24	-3
6	13 SUPER CHILLED Damien Thornton	4	64.8 400m	0:11.35 400m	1:39.63 [6] (0:14.71)	1:24.92 [3] (0:12.63)	1:12.29 [5] (0:12.67)	0:59.62 [5] (0:12.40)	0:47.22 [5] (0:11.90)	0:35.32 [5] (0:11.91)	0:23.41 [6] (0:11.35)	0:35.32	+2
7	5 SOLAR APEX Noel Callow	7	65.9 Overall	0:11.31 400m	1:40.12 [7] (0:15.28)	1:24.84 [8] (0:12.68)	1:12.16 [8] (0:12.40)	0:59.76 [7] (0:12.40)	0:47.36 [7] (0:11.70)	0:35.66 [8] (0:11.87)	0:23.79 [8] (0:11.31)	0:35.66	+2
8	14 SHARP DAZZLER Ron Stewart	5	62.4 400m	0:11.65 800m	1:40.26 [8] (0:15.06)	1:25.20 [7] (0:12.70)	1:12.50 [7] (0:12.75)	0:59.75 [8] (0:12.28)	0:47.47 [8] (0:11.65)	0:35.82 [7] (0:11.84)	0:23.98 [7] (0:11.73)	0:35.82	+0

Scratched: Mississippi Prince (#3), Hyde (#9), Jonny Da Wolf (#15), Toesonthenose (#7), Jetty (#2), Imatruestar (#11), Red Defcon (#12)

[] Ranking at each section and finish
-:--:- No data available at this section
NA No data available

SCN Saddle cloth number
DNF Did not finish
DNT Did not track



Doomben QLD Professional

Race 8: MORETON HIRE BENCHMARK 85 Handicap - 1600m

01 April 2025 - 15:48



BRISBANE
RACING CLUB

Track Rating: Soft 6, Weather: Overcast, Rail Position: +0.5m Entire

Section				200m				Last 600m	
Field Times				0:11.89 (0:11.89)				0:35.10	
Rank	TAB	Horse/Jockey	Barrier	Top Speed [km/h]	Fastest Section	Margin			Distance Travelled [m]
1	10	VICTORY WIN Cejay Graham	6	64.9 400m	0:11.33 400m	0:11.80 [3] (0:11.80)	1:39.02		0:34.93
2	6	THIS'LLBETHEONE Emily Lang	1	64.0 400m	0:11.32 400m	0:11.92 [1] (0:11.92)	0.21L		0:35.13 -8
3	1	TENZING Cody Collis	3	64.7 400m	0:11.24 400m	0:11.67 [5] (0:11.67)	0.59L		0:34.73 -4
4	4	MIRACLE SPIN Kyle Wilson-Taylor	8	65.6 400m	0:11.23 400m	0:12.09 [2] (0:12.09)	1.39L		0:35.09 +2
5	8	FLASHING STEEL Jag Guthmann-Chester	2	64.7 400m	0:11.42 400m	0:11.97 [4] (0:11.97)	2.11L		0:35.24 -3
6	13	SUPER CHILLED Damien Thornton	4	64.8 400m	0:11.35 400m	0:12.06 [6] (0:12.06)	3.6L		0:35.32 +2
7	5	SOLAR APEX Noel Callow	7	65.9 Overall	0:11.31 400m	0:12.48 [7] (0:12.48)	6.47L		0:35.66 +2
8	14	SHARP DAZZLER Ron Stewart	5	62.4 400m	0:11.65 800m	0:12.25 [8] (0:12.25)	7.29L		0:35.82 +0

Scratched: Mississippi Prince (#3), Hyde (#9), Jonny Da Wolf (#15), Toesonthenose (#7), Jetty (#2), Imatruestar (#11), Red Defcon (#12)



Horse/Jockey Name	Victory Win
Final Rank	1
Fastest Section Time (Section)	0:11.33 (400m)
Top Speed [km/h] (Section)	64.9 (400m)
Race State	Finished



Doomben QLD Professional

Race 8: MORETON HIRE BENCHMARK 85 Handicap - 1600m

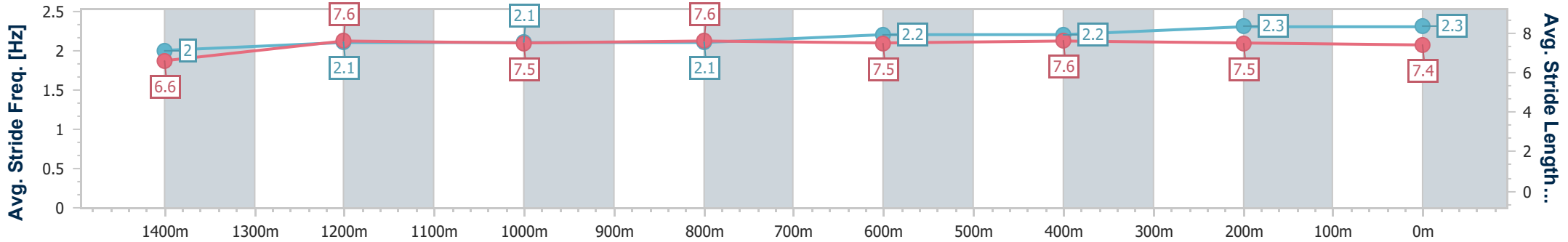
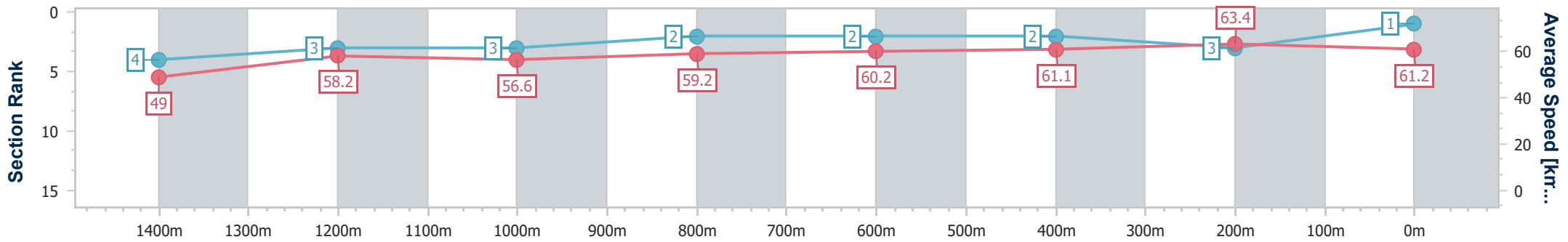
01 April 2025 - 15:48

Track Rating: Soft 6, Weather: Overcast, Rail Position: +0.5m Entire



BRISBANE RACING CLUB

Section	Overall	1400m	1200m	1000m	800m	600m	400m	200m
Section Times	1:39.02 [1] (0:14.71)	1:24.31 [4] (0:12.39)	1:11.92 [3] (0:12.71)	0:59.21 [3] (0:12.24)	0:46.97 [2] (0:12.04)	0:34.93 [2] (0:11.80)	0:23.13 [2] (0:11.33)	0:11.80 [3] (0:11.80)
Average Speed [km/h]	49.0	58.2	56.6	59.2	60.2	61.1	63.4	61.2
Top Speed [km/h]	60.6	59.4	58.0	60.3	61.2	62.3	64.9	63.8
Avg. Dist. to Rail [m]	2.5	0.4	1.5	2.0	1.3	0.3	1.8	4.0
Avg. Stride Freq. [Hz]	2.0	2.1	2.1	2.1	2.2	2.2	2.3	2.3
Avg. Stride Length [m]	6.6	7.6	7.5	7.6	7.5	7.6	7.5	7.4



- [] Ranking at each section and finish
- .-.- No data available at this section
- NA No data available



Horse/Jockey Name	This'llbetheone
Final Rank	2
Fastest Section Time (Section)	0:11.32 (400m)
Top Speed [km/h] (Section)	64.0 (400m)
Race State	Finished



Doomben QLD Professional

Race 8: MORETON HIRE BENCHMARK 85 Handicap - 1600m

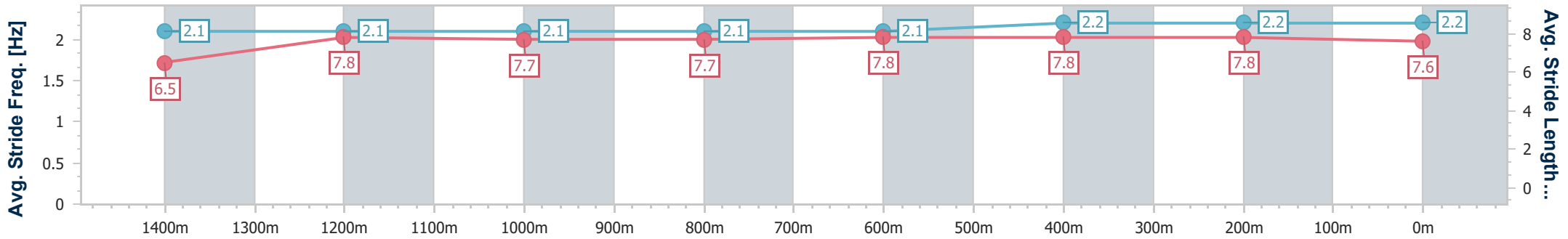
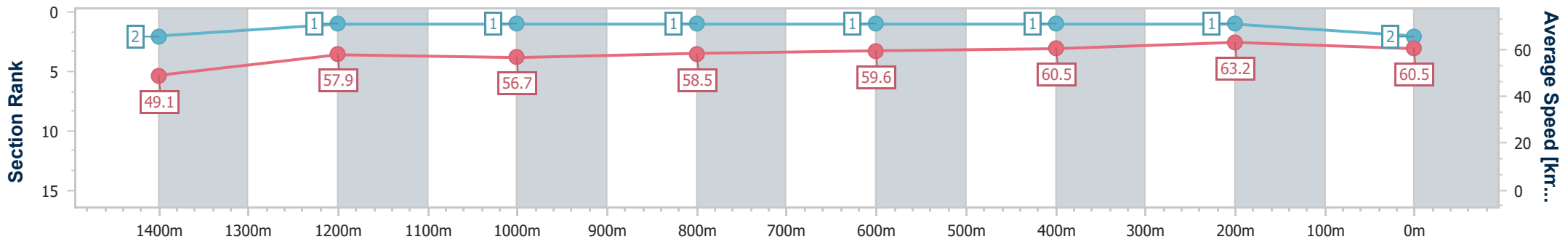
01 April 2025 - 15:48

Track Rating: Soft 6, Weather: Overcast, Rail Position: +0.5m Entire



BRISBANE RACING CLUB

Section	Overall	1400m	1200m	1000m	800m	600m	400m	200m
Section Times	1:39.05 [2] (0:14.68)	1:24.37 [2] (0:12.16)	1:12.21 [1] (0:12.66)	0:59.55 [1] (0:12.36)	0:47.19 [1] (0:12.06)	0:35.13 [1] (0:11.89)	0:23.24 [1] (0:11.32)	0:11.92 [1] (0:11.92)
Average Speed [km/h]	49.1	57.9	56.7	58.5	59.6	60.5	63.2	60.5
Top Speed [km/h]	60.5	59.8	58.1	60.1	60.4	61.8	64.0	63.3
Avg. Dist. to Rail [m]	2.5	3.5	1.5	0.5	0.4	0.4	1.3	1.1
Avg. Stride Freq. [Hz]	2.1	2.1	2.1	2.1	2.1	2.2	2.2	2.2
Avg. Stride Length [m]	6.5	7.8	7.7	7.7	7.8	7.8	7.8	7.6



- [] Ranking at each section and finish
- .-.- No data available at this section
- NA No data available



Horse/Jockey Name	Tenzing
Final Rank	3
Fastest Section Time (Section)	0:11.24 (400m)
Top Speed [km/h] (Section)	64.7 (400m)
Race State	Finished



Doomben QLD Professional

Race 8: MORETON HIRE BENCHMARK 85 Handicap - 1600m

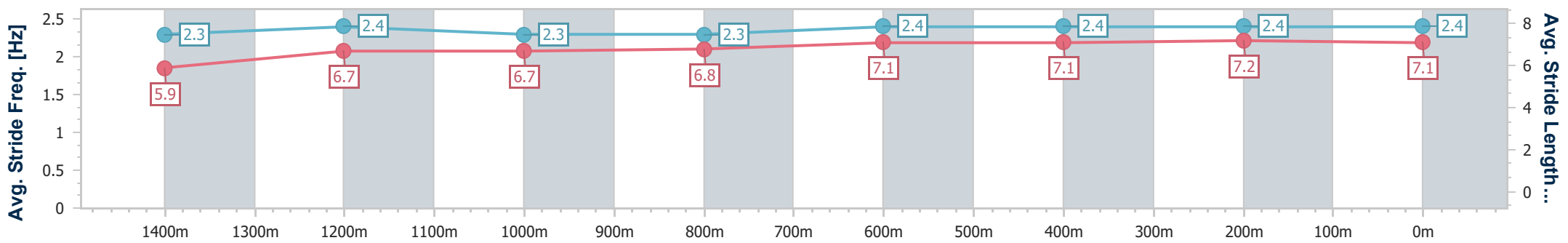
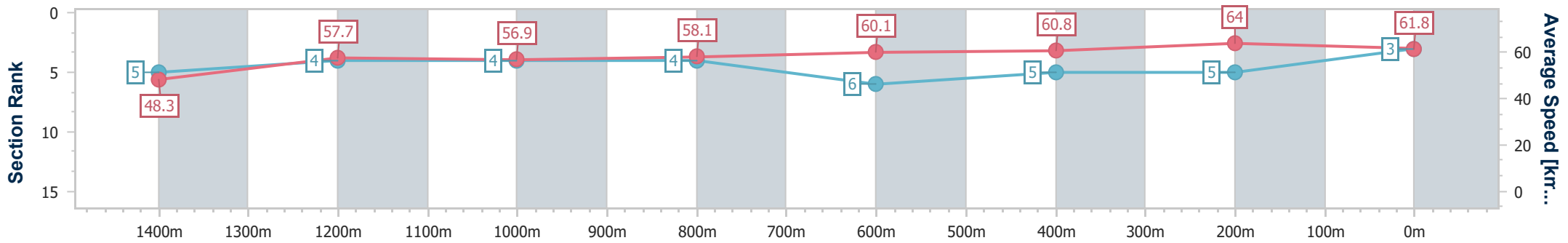
01 April 2025 - 15:48

Track Rating: Soft 6, Weather: Overcast, Rail Position: +0.5m Entire



BRISBANE RACING CLUB

Section	Overall	1400m	1200m	1000m	800m	600m	400m	200m
Section Times	1:39.12 [3] (0:14.88)	1:24.24 [5] (0:12.42)	1:11.82 [4] (0:12.66)	0:59.16 [4] (0:12.43)	0:46.73 [4] (0:12.00)	0:34.73 [6] (0:11.82)	0:22.91 [5] (0:11.24)	0:11.67 [5] (0:11.67)
Average Speed [km/h]	48.3	57.7	56.9	58.1	60.1	60.8	64.0	61.8
Top Speed [km/h]	60.0	62.8	57.8	60.6	61.3	63.0	64.7	64.1
Avg. Dist. to Rail [m]	0.9	0.5	0.4	0.4	0.4	0.5	0.7	1.0
Avg. Stride Freq. [Hz]	2.3	2.4	2.3	2.3	2.4	2.4	2.4	2.4
Avg. Stride Length [m]	5.9	6.7	6.7	6.8	7.1	7.1	7.2	7.1



- [] Ranking at each section and finish
- .-.- No data available at this section
- NA No data available



Horse/Jockey Name	Miracle Spin
Final Rank	4
Fastest Section Time (Section)	0:11.23 (400m)
Top Speed [km/h] (Section)	65.6 (400m)
Race State	Finished



Doomben QLD Professional

Race 8: MORETON HIRE BENCHMARK 85 Handicap - 1600m

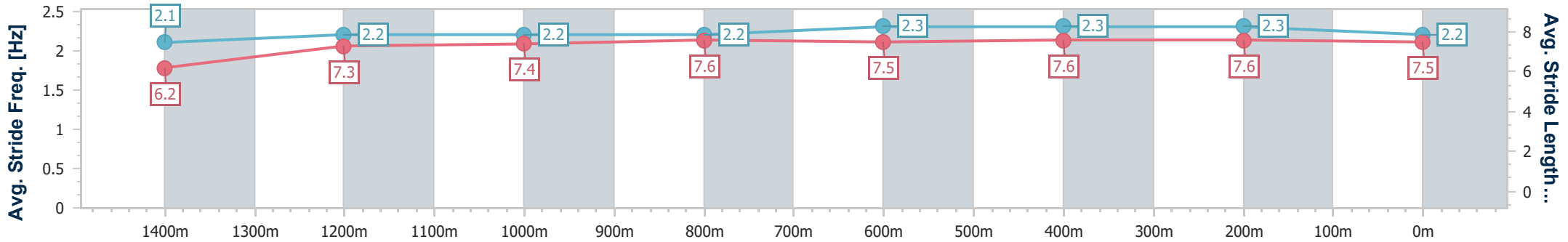
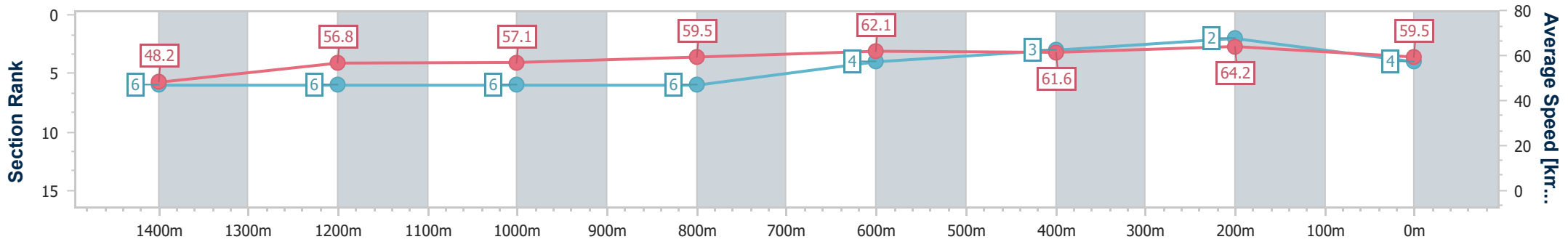
01 April 2025 - 15:48

Track Rating: Soft 6, Weather: Overcast, Rail Position: +0.5m Entire



BRISBANE RACING CLUB

Section	Overall	1400m	1200m	1000m	800m	600m	400m	200m
Section Times	1:39.25 [4] (0:14.93)	1:24.32 [6] (0:12.67)	1:11.65 [6] (0:12.64)	0:59.01 [6] (0:12.21)	0:46.80 [6] (0:11.71)	0:35.09 [4] (0:11.77)	0:23.32 [3] (0:11.23)	0:12.09 [2] (0:12.09)
Average Speed [km/h]	48.2	56.8	57.1	59.5	62.1	61.6	64.2	59.5
Top Speed [km/h]	60.4	57.9	58.3	62.4	63.3	63.2	65.6	62.8
Avg. Dist. to Rail [m]	2.7	0.2	2.2	2.5	2.2	1.2	3.1	5.4
Avg. Stride Freq. [Hz]	2.1	2.2	2.2	2.2	2.3	2.3	2.3	2.2
Avg. Stride Length [m]	6.2	7.3	7.4	7.6	7.5	7.6	7.6	7.5



- [] Ranking at each section and finish
- .-.- No data available at this section
- NA No data available



Horse/Jockey Name	Flashing Steel
Final Rank	5
Fastest Section Time (Section)	0:11.42 (400m)
Top Speed [km/h] (Section)	64.7 (400m)
Race State	Finished



Doomben QLD Professional

Race 8: MORETON HIRE BENCHMARK 85 Handicap - 1600m

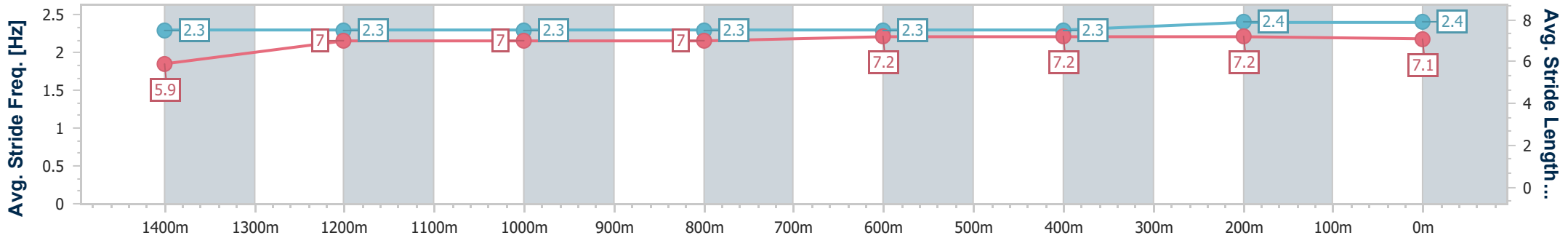
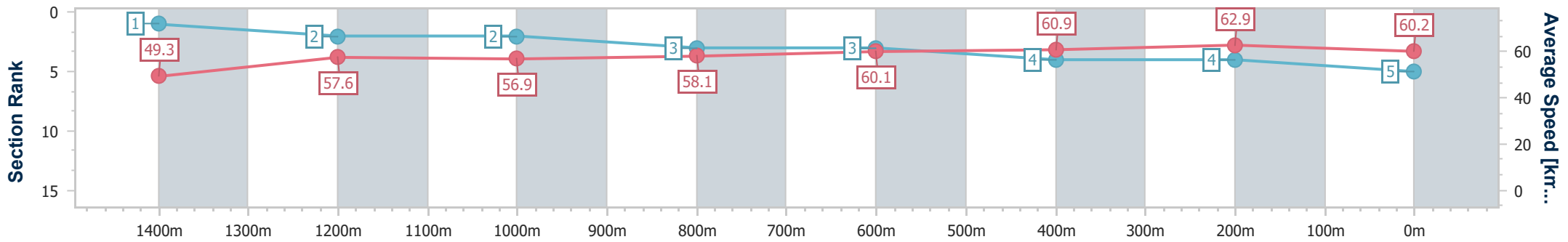
01 April 2025 - 15:48

Track Rating: Soft 6, Weather: Overcast, Rail Position: +0.5m Entire



BRISBANE RACING CLUB

Section	Overall	1400m	1200m	1000m	800m	600m	400m	200m
Section Times	1:39.38 [5] (0:14.61)	1:24.77 [1] (0:12.39)	1:12.38 [2] (0:12.67)	0:59.71 [2] (0:12.43)	0:47.28 [3] (0:12.04)	0:35.24 [3] (0:11.85)	0:23.39 [4] (0:11.42)	0:11.97 [4] (0:11.97)
Average Speed [km/h]	49.3	57.6	56.9	58.1	60.1	60.9	62.9	60.2
Top Speed [km/h]	59.8	59.5	57.8	60.5	60.6	62.5	64.7	63.5
Avg. Dist. to Rail [m]	0.7	1.3	0.3	0.6	1.1	0.6	1.3	3.0
Avg. Stride Freq. [Hz]	2.3	2.3	2.3	2.3	2.3	2.3	2.4	2.4
Avg. Stride Length [m]	5.9	7.0	7.0	7.0	7.2	7.2	7.2	7.1



- [] Ranking at each section and finish
- .-.- No data available at this section
- NA No data available



Horse/Jockey Name	Super Chilled
Final Rank	6
Fastest Section Time (Section)	0:11.35 (400m)
Top Speed [km/h] (Section)	64.8 (400m)
Race State	Finished



Doomben QLD Professional

Race 8: MORETON HIRE BENCHMARK 85 Handicap - 1600m

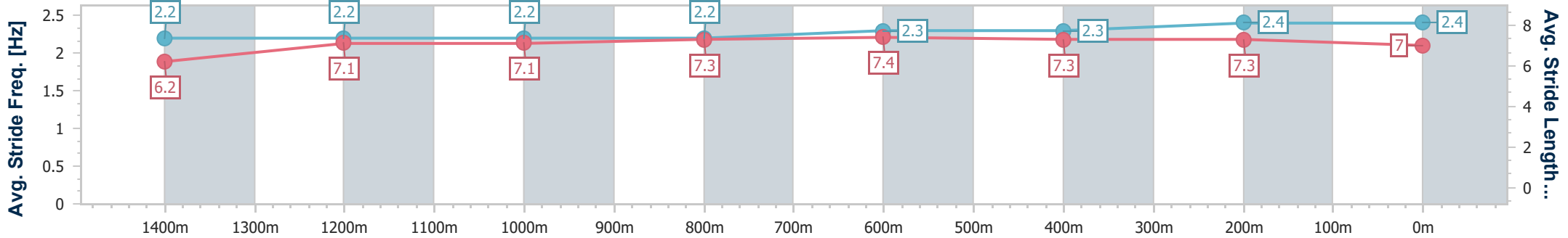
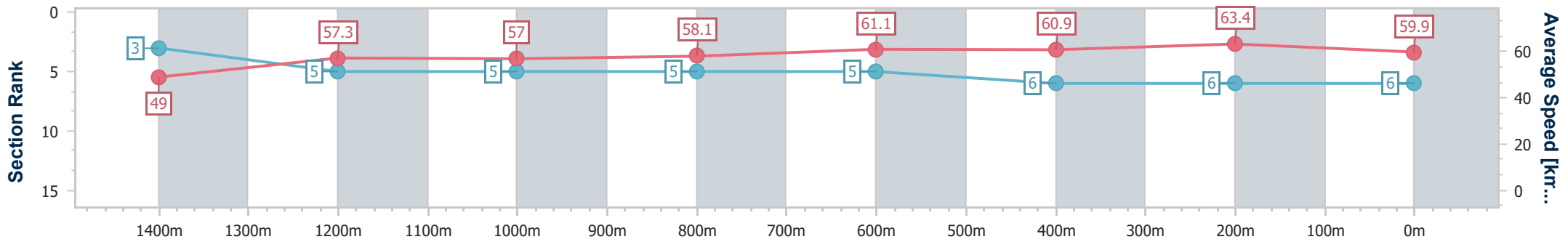
01 April 2025 - 15:48

Track Rating: Soft 6, Weather: Overcast, Rail Position: +0.5m Entire



BRISBANE RACING CLUB

Section	Overall	1400m	1200m	1000m	800m	600m	400m	200m
Section Times	1:39.63 [6] (0:14.71)	1:24.92 [3] (0:12.63)	1:12.29 [5] (0:12.67)	0:59.62 [5] (0:12.40)	0:47.22 [5] (0:11.90)	0:35.32 [5] (0:11.91)	0:23.41 [6] (0:11.35)	0:12.06 [6] (0:12.06)
Average Speed [km/h]	49.0	57.3	57.0	58.1	61.1	60.9	63.4	59.9
Top Speed [km/h]	62.8	58.7	58.0	62.0	62.8	62.6	64.8	62.7
Avg. Dist. to Rail [m]	0.8	0.8	1.6	1.1	1.7	1.4	2.1	4.6
Avg. Stride Freq. [Hz]	2.2	2.2	2.2	2.2	2.3	2.3	2.4	2.4
Avg. Stride Length [m]	6.2	7.1	7.1	7.3	7.4	7.3	7.3	7.0



- [] Ranking at each section and finish
- .-.- No data available at this section
- NA No data available



Horse/Jockey Name	Solar Apex
Final Rank	7
Fastest Section Time (Section)	0:11.31 (400m)
Top Speed [km/h] (Section)	65.9 (Overall)
Race State	Finished



Doomben QLD Professional

Race 8: MORETON HIRE BENCHMARK 85 Handicap - 1600m

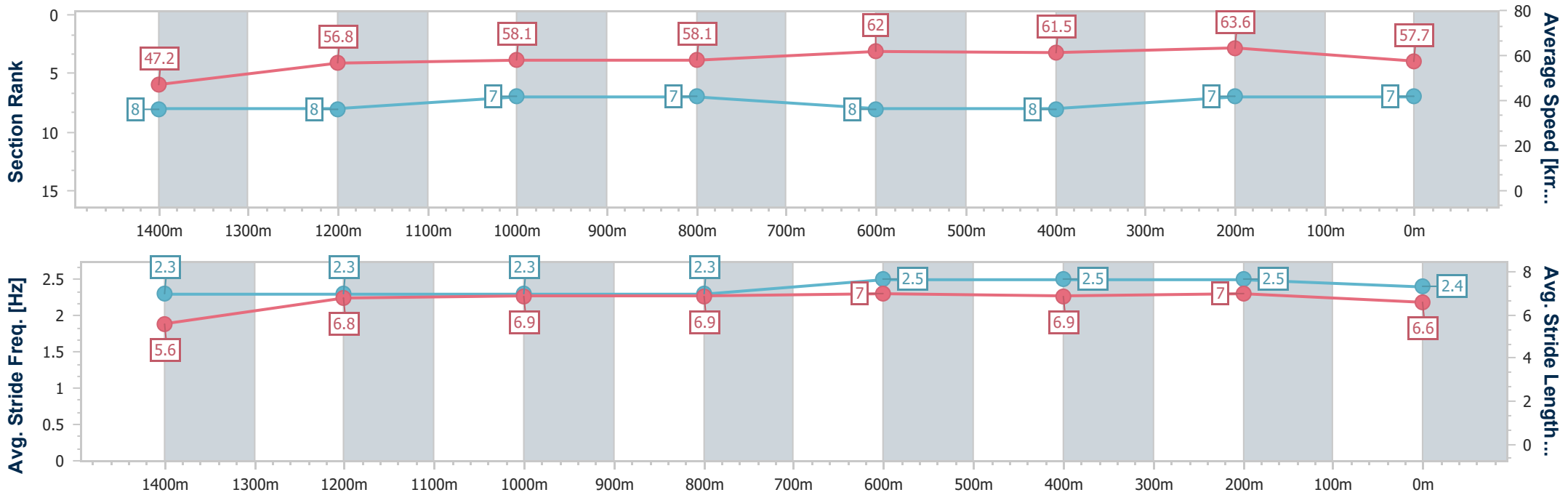
01 April 2025 - 15:48

Track Rating: Soft 6, Weather: Overcast, Rail Position: +0.5m Entire



BRISBANE RACING CLUB

Section	Overall	1400m	1200m	1000m	800m	600m	400m	200m
Section Times	1:40.12 [7] (0:15.28)	1:24.84 [8] (0:12.68)	1:12.16 [8] (0:12.40)	0:59.76 [7] (0:12.40)	0:47.36 [7] (0:11.70)	0:35.66 [8] (0:11.87)	0:23.79 [8] (0:11.31)	0:12.48 [7] (0:12.48)
Average Speed [km/h]	47.2	56.8	58.1	58.1	62.0	61.5	63.6	57.7
Top Speed [km/h]	65.9	58.7	59.5	60.3	63.4	62.8	64.2	62.5
Avg. Dist. to Rail [m]	1.8	0.4	0.9	0.6	1.7	2.8	2.3	5.5
Avg. Stride Freq. [Hz]	2.3	2.3	2.3	2.3	2.5	2.5	2.5	2.4
Avg. Stride Length [m]	5.6	6.8	6.9	6.9	7.0	6.9	7.0	6.6



- [] Ranking at each section and finish
- .-.- No data available at this section
- NA No data available



Horse/Jockey Name	Sharp Dazzler
Final Rank	8
Fastest Section Time (Section)	0:11.65 (800m)
Top Speed [km/h] (Section)	62.4 (400m)
Race State	Finished



Doomben QLD Professional

Race 8: MORETON HIRE BENCHMARK 85 Handicap - 1600m

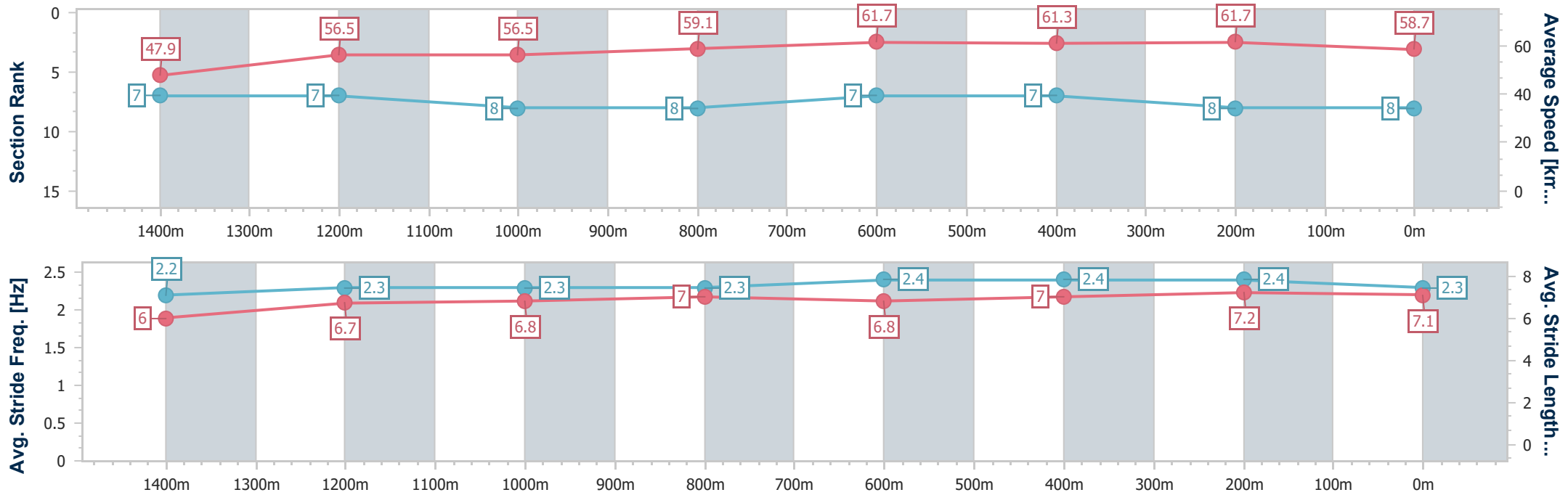
01 April 2025 - 15:48

Track Rating: Soft 6, Weather: Overcast, Rail Position: +0.5m Entire



BRISBANE RACING CLUB

Section	Overall	1400m	1200m	1000m	800m	600m	400m	200m
Section Times	1:40.26 [8] (0:15.06)	1:25.20 [7] (0:12.70)	1:12.50 [7] (0:12.75)	0:59.75 [8] (0:12.28)	0:47.47 [8] (0:11.65)	0:35.82 [7] (0:11.84)	0:23.98 [7] (0:11.73)	0:12.25 [8] (0:12.25)
Average Speed [km/h]	47.9	56.5	56.5	59.1	61.7	61.3	61.7	58.7
Top Speed [km/h]	60.9	59.1	58.4	60.2	62.3	61.7	62.4	61.5
Avg. Dist. to Rail [m]	1.9	0.3	1.9	2.2	0.5	1.3	2.7	4.0
Avg. Stride Freq. [Hz]	2.2	2.3	2.3	2.3	2.4	2.4	2.4	2.3
Avg. Stride Length [m]	6.0	6.7	6.8	7.0	6.8	7.0	7.2	7.1



- [] Ranking at each section and finish
- .-.- No data available at this section
- NA No data available



Doomben QLD Professional

Race 9: SKY RACING QTIS Three-Year-Old Handicap - 1350m

01 April 2025 - 16:25



BRISBANE
RACING CLUB

Track Rating: Soft 6, Weather: Overcast, Rail Position: +0.5m Entire

Section												Last 600m	
Field Times		Overall	1200m	1000m	800m	600m	400m						
		1:22.51 (0:10.89)	1:11.62 (0:11.17)	1:00.45 (0:12.23)	0:48.22 (0:12.63)	0:35.59 (0:12.14)	0:23.45 (0:11.64)						0:35.59
Rank	TAB	Horse/Jockey	Barrier	Top Speed [km/h]	Fastest Section							Distance Travelled [m]	
1	1	GOODLUCKTOME Ryan Maloney	2	67.0 400m	0:11.16 400m	1:22.51 [1] (0:11.18)	1:11.33 [5] (0:11.54)	0:59.79 [5] (0:12.24)	0:47.55 [5] (0:12.54)	0:35.01 [6] (0:12.04)	0:22.97 [6] (0:11.16)	0:35.01	
2	2	APUNTAR Cody Collis	1	65.7 1200m	0:11.17 Overall	1:22.60 [2] (0:11.17)	1:11.43 [4] (0:11.24)	1:00.19 [4] (0:12.23)	0:47.96 [3] (0:12.49)	0:35.47 [3] (0:12.13)	0:23.34 [3] (0:11.64)	0:35.47	-10
3	4	MR BUBBALUSKI Damien Thornton	3	67.3 400m	0:11.18 400m	1:22.69 [3] (0:11.27)	1:11.42 [6] (0:11.53)	0:59.89 [6] (0:12.22)	0:47.67 [7] (0:12.59)	0:35.08 [7] (0:12.08)	0:23.00 [7] (0:11.18)	0:35.08	+4
4	14	BOLSHEVIC ROAD Robbie Dolan	4	65.1 400m	0:11.34 400m	1:22.90 [4] (0:11.79)	1:11.11 [9] (0:11.36)	0:59.75 [9] (0:12.19)	0:47.56 [8] (0:12.44)	0:35.12 [8] (0:11.91)	0:23.21 [7] (0:11.34)	0:35.12	+1
5	11	SHERAQUAY Jim Byrne	9	65.2 1200m	0:11.32 1200m	1:23.01 [5] (0:11.56)	1:11.45 [8] (0:11.32)	1:00.13 [7] (0:12.11)	0:48.02 [6] (0:12.49)	0:35.53 [5] (0:12.02)	0:23.51 [5] (0:11.55)	0:35.53	-4
6	12	MARAGICAL Emily Lang	7	65.0 1200m	0:10.89 Overall	1:23.35 [6] (0:10.89)	1:12.46 [1] (0:11.23)	1:01.23 [2] (0:12.22)	0:49.01 [2] (0:12.58)	0:36.43 [1] (0:12.14)	0:24.29 [1] (0:11.71)	0:36.43	-5
7	8	AZAFRAN Kyle Wilson-Taylor	5	66.0 1200m	0:11.11 Overall	1:24.46 [7] (0:11.11)	1:13.35 [3] (0:11.30)	1:02.05 [3] (0:12.40)	0:49.65 [4] (0:12.55)	0:37.10 [4] (0:12.13)	0:24.97 [4] (0:11.75)	0:37.10	-2
8	6	AIRSWING Jake Bayliss	6	69.1 1200m	0:10.98 1200m	1:25.29 [8] (0:11.08)	1:14.21 [2] (0:10.98)	1:03.23 [1] (0:12.23)	0:51.00 [1] (0:12.66)	0:38.34 [2] (0:12.19)	0:26.15 [2] (0:11.97)	0:38.34	-2
9	3	POSTER GIRL Siobhan Rutledge	8	66.7 400m	0:11.38 400m	1:27.02 [9] (0:11.44)	1:15.58 [7] (0:11.61)	1:03.97 [8] (0:12.30)	0:51.67 [9] (0:12.55)	0:39.12 [9] (0:12.00)	0:27.12 [9] (0:11.38)	0:39.12	+1

Scratched: Arabian Rose (#7), Ready To Schipp (#13), Cole's Best (#9), Yabby Pump (#5), Ready Grey (#10)



Doomben QLD Professional

Race 9: SKY RACING QTIS Three-Year-Old Handicap - 1350m

01 April 2025 - 16:25



BRISBANE
RACING CLUB

Track Rating: Soft 6, Weather: Overcast, Rail Position: +0.5m Entire

Section				200m				Last 600m	
Field Times				0:11.81		(0:11.81)		0:35.59	
Rank	TAB	Horse/Jockey	Barrier	Top Speed [km/h]	Fastest Section	Margin			Distance Travelled [m]
1	1	GOODLUCKTOME Ryan Maloney	2	67.0 400m	0:11.16 400m	0:11.81 [1] (0:11.81)	1:22.51		0:35.01
2	2	APUNTAR Cody Collis	1	65.7 1200m	0:11.17 Overall	0:11.70 [4] (0:11.70)	0.52L		0:35.47 -10
3	4	MR BUBBALUSKI Damien Thornton	3	67.3 400m	0:11.18 400m	0:11.82 [3] (0:11.82)	1.09L		0:35.08 +4
4	14	BOLSHEVIC ROAD Robbie Dolan	4	65.1 400m	0:11.34 400m	0:11.87 [5] (0:11.87)	2.3L		0:35.12 +1
5	11	SHERAQUAY Jim Byrne	9	65.2 1200m	0:11.32 1200m	0:11.96 [6] (0:11.96)	2.97L		0:35.53 -4
6	12	MARAGICAL Emily Lang	7	65.0 1200m	0:10.89 Overall	0:12.58 [2] (0:12.58)	4.92L		0:36.43 -5
7	8	AZAFRAN Kyle Wilson-Taylor	5	66.0 1200m	0:11.11 Overall	0:13.22 [8] (0:13.22)	11.47L		0:37.10 -2
8	6	AIRSWING Jake Bayliss	6	69.1 1200m	0:10.98 1200m	0:14.18 [7] (0:14.18)	16.34L		0:38.34 -2
9	3	POSTER GIRL Siobhan Rutledge	8	66.7 400m	0:11.38 400m	0:15.74 [9] (0:15.74)	26.55L		0:39.12 +1

Scratched: Arabian Rose (#7), Ready To Schipp (#13), Cole's Best (#9), Yabby Pump (#5), Ready Grey (#10)



Horse/Jockey Name	Goodlucktome
Final Rank	1
Fastest Section Time (Section)	0:11.16 (400m)
Top Speed [km/h] (Section)	67.0 (400m)
Race State	Finished

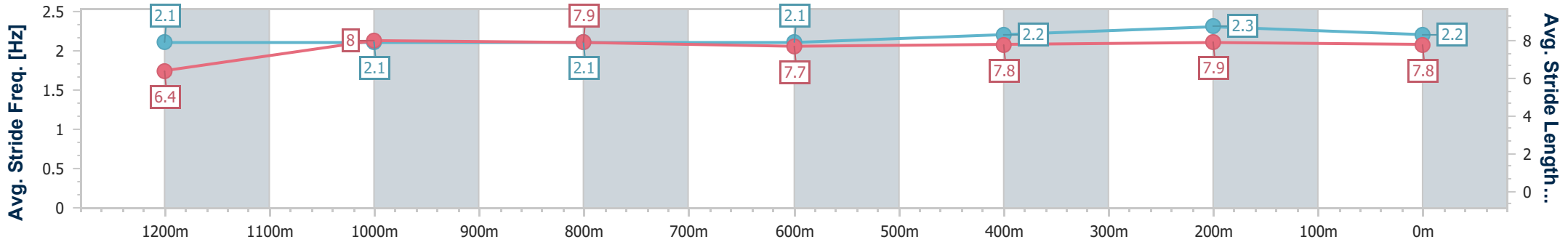
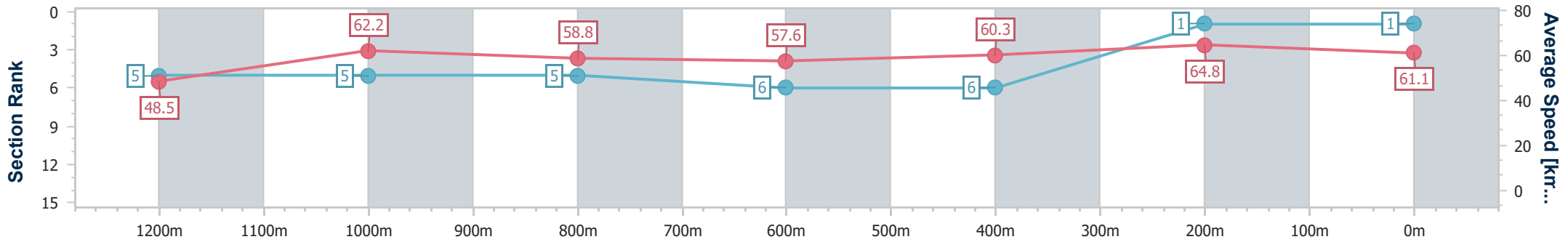


Doomben QLD Professional
Race 9: SKY RACING QTIS Three-Year-Old Handicap - 1350m
 01 April 2025 - 16:25
 Track Rating: Soft 6, Weather: Overcast, Rail Position: +0.5m Entire



BRISBANE
RACING CLUB

Section	Overall	1200m	1000m	800m	600m	400m	200m
Section Times	1:22.51 [1] (0:11.18)	1:11.33 [5] (0:11.54)	0:59.79 [5] (0:12.24)	0:47.55 [5] (0:12.54)	0:35.01 [6] (0:12.04)	0:22.97 [6] (0:11.16)	0:11.81 [1] (0:11.81)
Average Speed [km/h]	48.5	62.2	58.8	57.6	60.3	64.8	61.1
Top Speed [km/h]	63.7	63.8	61.2	58.7	62.6	67.0	64.0
Avg. Dist. to Rail [m]	3.2	1.1	1.2	0.2	1.2	4.8	5.7
Avg. Stride Freq. [Hz]	2.1	2.1	2.1	2.1	2.2	2.3	2.2
Avg. Stride Length [m]	6.4	8.0	7.9	7.7	7.8	7.9	7.8



- [] Ranking at each section and finish
- .-.- No data available at this section
- NA No data available



Horse/Jockey Name	Apuntar
Final Rank	2
Fastest Section Time (Section)	0:11.17 (Overall)
Top Speed [km/h] (Section)	65.7 (1200m)
Race State	Finished

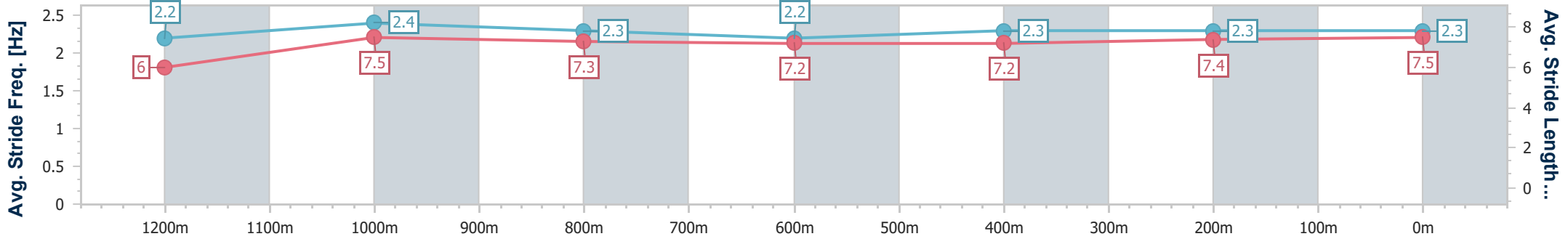
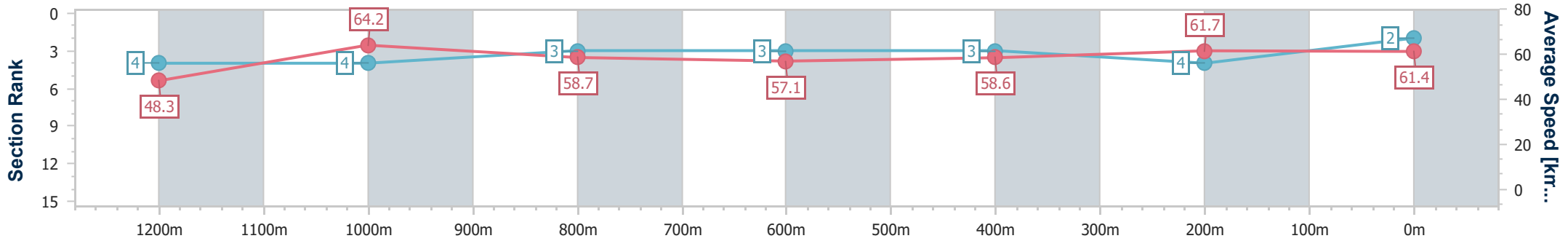


Doomben QLD Professional
Race 9: SKY RACING QTIS Three-Year-Old Handicap - 1350m
 01 April 2025 - 16:25
 Track Rating: Soft 6, Weather: Overcast, Rail Position: +0.5m Entire



BRISBANE
RACING CLUB

Section	Overall	1200m	1000m	800m	600m	400m	200m
Section Times	1:22.60 [2] (0:11.17)	1:11.43 [4] (0:11.24)	1:00.19 [4] (0:12.23)	0:47.96 [3] (0:12.49)	0:35.47 [3] (0:12.13)	0:23.34 [3] (0:11.64)	0:11.70 [4] (0:11.70)
Average Speed [km/h]	48.3	64.2	58.7	57.1	58.6	61.7	61.4
Top Speed [km/h]	65.1	65.7	62.4	57.8	60.0	63.3	62.6
Avg. Dist. to Rail [m]	1.7	0.2	0.4	1.9	2.0	1.3	2.6
Avg. Stride Freq. [Hz]	2.2	2.4	2.3	2.2	2.3	2.3	2.3
Avg. Stride Length [m]	6.0	7.5	7.3	7.2	7.2	7.4	7.5



- [] Ranking at each section and finish
- .-.- No data available at this section
- NA No data available



Horse/Jockey Name	Mr Bubbaluski
Final Rank	3
Fastest Section Time (Section)	0:11.18 (400m)
Top Speed [km/h] (Section)	67.3 (400m)
Race State	Finished



Doomben QLD Professional

Race 9: SKY RACING QTIS Three-Year-Old Handicap - 1350m

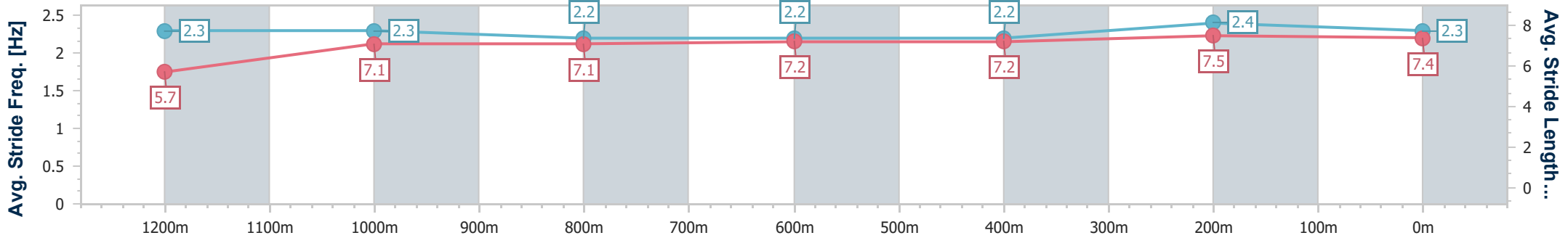
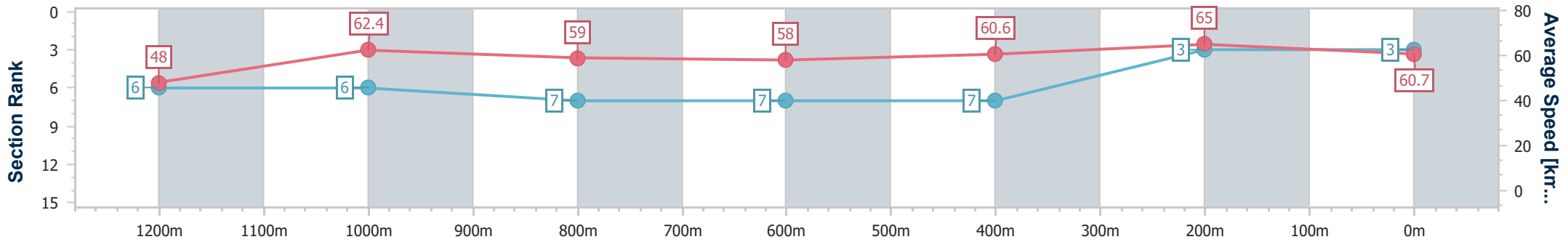
01 April 2025 - 16:25

Track Rating: Soft 6, Weather: Overcast, Rail Position: +0.5m Entire



BRISBANE RACING CLUB

Section	Overall	1200m	1000m	800m	600m	400m	200m
Section Times	1:22.69 [3] (0:11.27)	1:11.42 [6] (0:11.53)	0:59.89 [6] (0:12.22)	0:47.67 [7] (0:12.59)	0:35.08 [7] (0:12.08)	0:23.00 [7] (0:11.18)	0:11.82 [3] (0:11.82)
Average Speed [km/h]	48.0	62.4	59.0	58.0	60.6	65.0	60.7
Top Speed [km/h]	62.7	63.2	62.0	59.0	62.7	67.3	63.9
Avg. Dist. to Rail [m]	4.9	2.7	1.7	2.6	3.0	5.8	9.3
Avg. Stride Freq. [Hz]	2.3	2.3	2.2	2.2	2.2	2.4	2.3
Avg. Stride Length [m]	5.7	7.1	7.1	7.2	7.2	7.5	7.4



- [] Ranking at each section and finish
- .-.- No data available at this section
- NA No data available



Horse/Jockey Name	Bolshevic Road
Final Rank	4
Fastest Section Time (Section)	0:11.34 (400m)
Top Speed [km/h] (Section)	65.1 (400m)
Race State	Finished



Doomben QLD Professional

Race 9: SKY RACING QTIS Three-Year-Old Handicap - 1350m

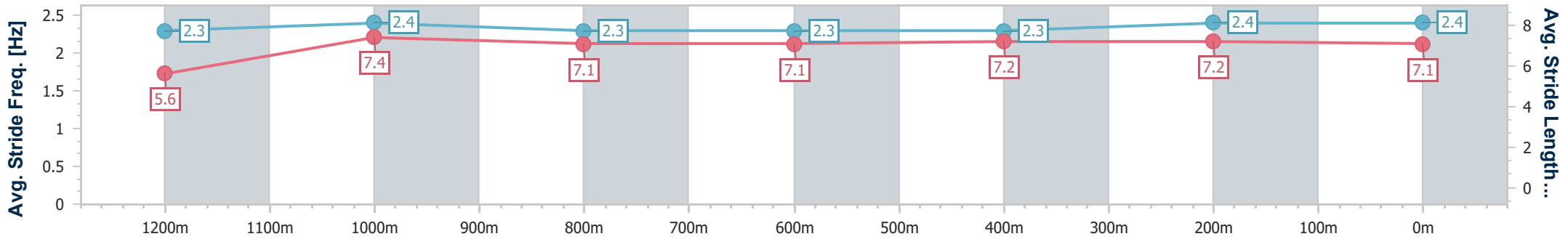
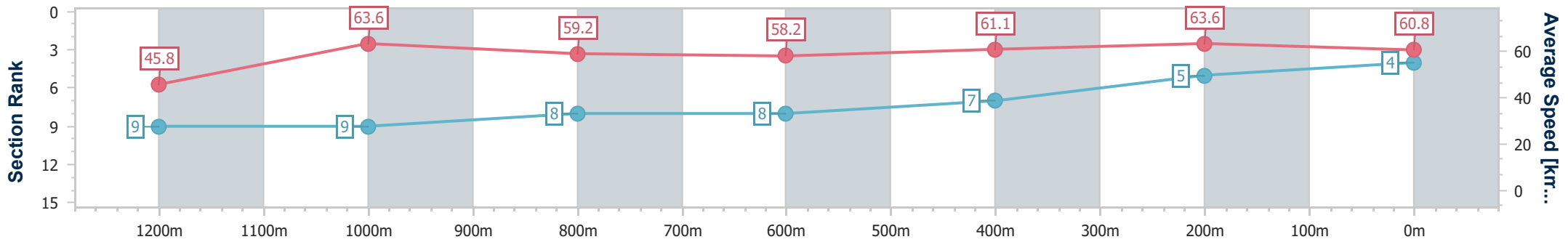
01 April 2025 - 16:25

Track Rating: Soft 6, Weather: Overcast, Rail Position: +0.5m Entire



BRISBANE RACING CLUB

Section	Overall	1200m	1000m	800m	600m	400m	200m
Section Times	1:22.90 [4] (0:11.79)	1:11.11 [9] (0:11.36)	0:59.75 [9] (0:12.19)	0:47.56 [8] (0:12.44)	0:35.12 [8] (0:11.91)	0:23.21 [7] (0:11.34)	0:11.87 [5] (0:11.87)
Average Speed [km/h]	45.8	63.6	59.2	58.2	61.1	63.6	60.8
Top Speed [km/h]	64.6	64.8	61.9	59.9	63.4	65.1	63.1
Avg. Dist. to Rail [m]	5.8	1.8	1.3	1.2	1.6	4.4	7.5
Avg. Stride Freq. [Hz]	2.3	2.4	2.3	2.3	2.3	2.4	2.4
Avg. Stride Length [m]	5.6	7.4	7.1	7.1	7.2	7.2	7.1



- [] Ranking at each section and finish
- .-.- No data available at this section
- NA No data available



Horse/Jockey Name	Sheraquay
Final Rank	5
Fastest Section Time (Section)	0:11.32 (1200m)
Top Speed [km/h] (Section)	65.2 (1200m)
Race State	Finished

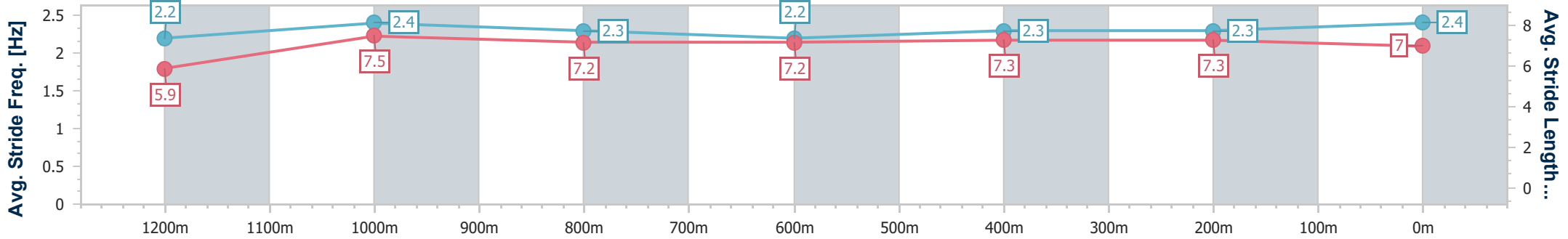
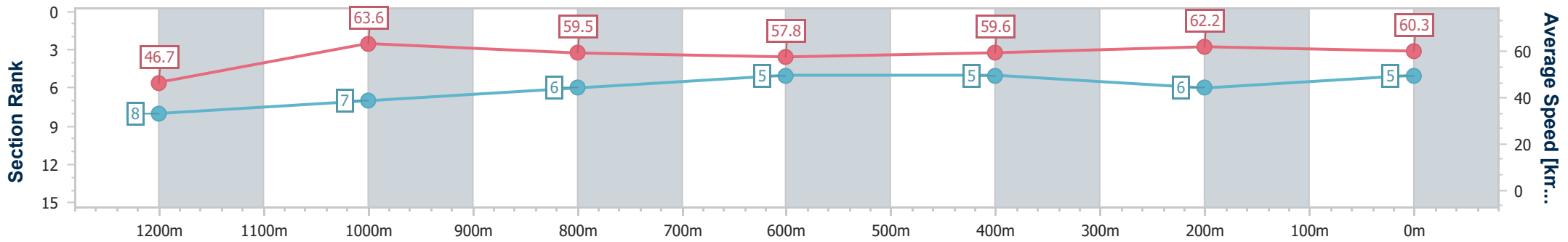


Doomben QLD Professional
Race 9: SKY RACING QTIS Three-Year-Old Handicap - 1350m
 01 April 2025 - 16:25
 Track Rating: Soft 6, Weather: Overcast, Rail Position: +0.5m Entire



BRISBANE
RACING CLUB

Section	Overall	1200m	1000m	800m	600m	400m	200m
Section Times	1:23.01 [5] (0:11.56)	1:11.45 [8] (0:11.32)	1:00.13 [7] (0:12.11)	0:48.02 [6] (0:12.49)	0:35.53 [5] (0:12.02)	0:23.51 [5] (0:11.55)	0:11.96 [6] (0:11.96)
Average Speed [km/h]	46.7	63.6	59.5	57.8	59.6	62.2	60.3
Top Speed [km/h]	63.8	65.2	63.5	58.5	60.8	65.0	63.4
Avg. Dist. to Rail [m]	6.6	1.4	0.9	0.3	0.7	1.1	0.7
Avg. Stride Freq. [Hz]	2.2	2.4	2.3	2.2	2.3	2.3	2.4
Avg. Stride Length [m]	5.9	7.5	7.2	7.2	7.3	7.3	7.0



- [] Ranking at each section and finish
- .-.- No data available at this section
- NA No data available



Horse/Jockey Name	Maragical
Final Rank	6
Fastest Section Time (Section)	0:10.89 (Overall)
Top Speed [km/h] (Section)	65.0 (1200m)
Race State	Finished



Doomben QLD Professional

Race 9: SKY RACING QTIS Three-Year-Old Handicap - 1350m

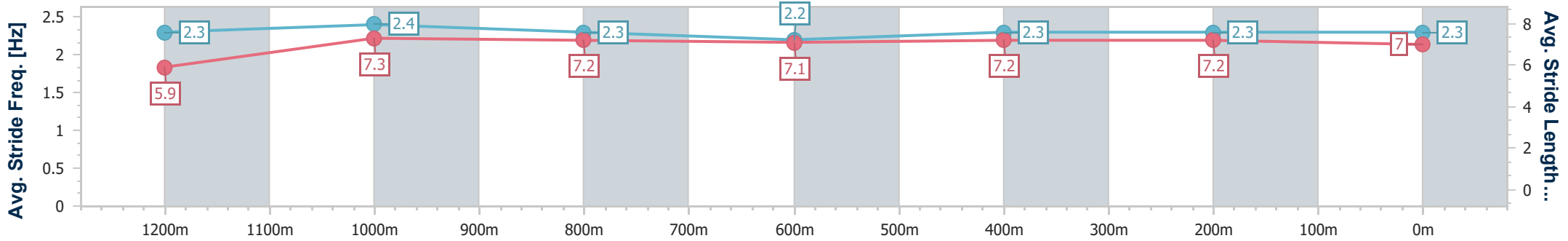
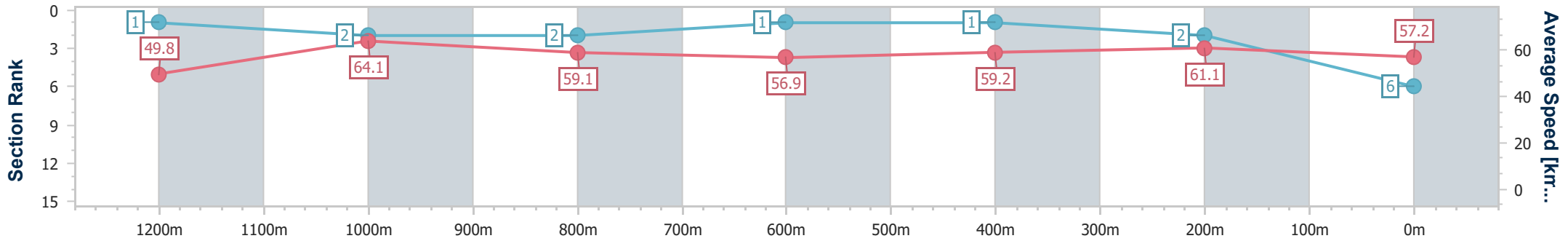
01 April 2025 - 16:25

Track Rating: Soft 6, Weather: Overcast, Rail Position: +0.5m Entire



BRISBANE RACING CLUB

Section	Overall	1200m	1000m	800m	600m	400m	200m
Section Times	1:23.35 [6] (0:10.89)	1:12.46 [1] (0:11.23)	1:01.23 [2] (0:12.22)	0:49.01 [2] (0:12.58)	0:36.43 [1] (0:12.14)	0:24.29 [1] (0:11.71)	0:12.58 [2] (0:12.58)
Average Speed [km/h]	49.8	64.1	59.1	56.9	59.2	61.1	57.2
Top Speed [km/h]	64.0	65.0	62.1	58.2	59.7	62.2	60.6
Avg. Dist. to Rail [m]	8.4	1.5	0.8	0.4	0.9	1.6	1.2
Avg. Stride Freq. [Hz]	2.3	2.4	2.3	2.2	2.3	2.3	2.3
Avg. Stride Length [m]	5.9	7.3	7.2	7.1	7.2	7.2	7.0



- [] Ranking at each section and finish
- .-.- No data available at this section
- NA No data available



Horse/Jockey Name	Azafran
Final Rank	7
Fastest Section Time (Section)	0:11.11 (Overall)
Top Speed [km/h] (Section)	66.0 (1200m)
Race State	Finished



Doomben QLD Professional

Race 9: SKY RACING QTIS Three-Year-Old Handicap - 1350m

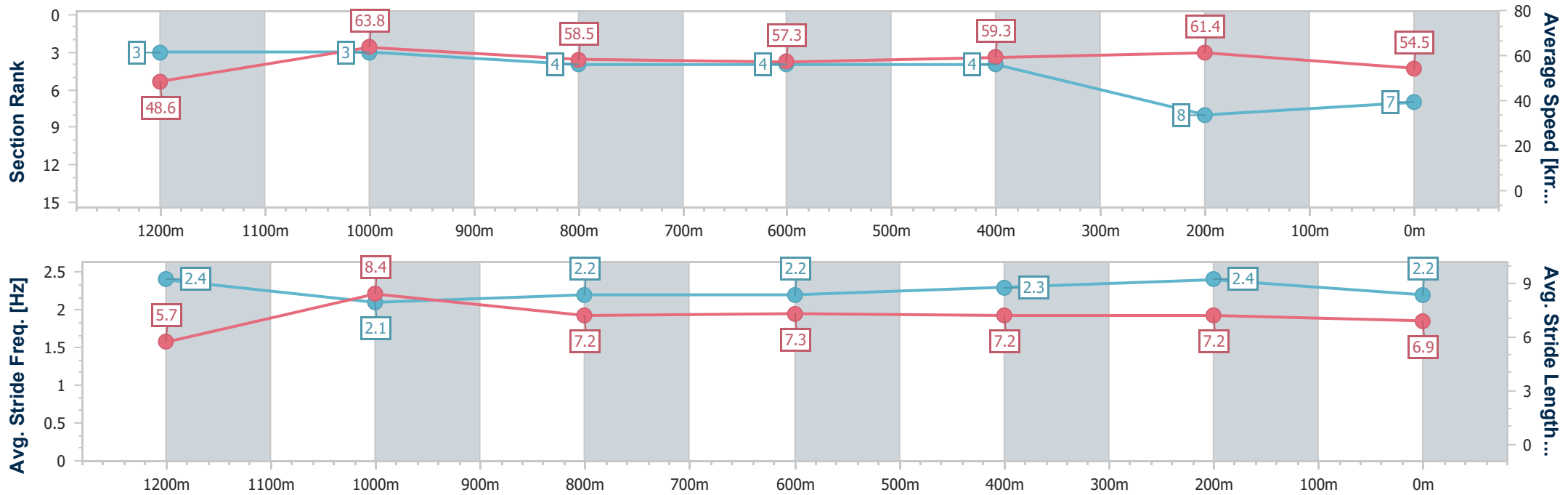
01 April 2025 - 16:25

Track Rating: Soft 6, Weather: Overcast, Rail Position: +0.5m Entire



BRISBANE RACING CLUB

Section	Overall	1200m	1000m	800m	600m	400m	200m
Section Times	1:24.46 [7] (0:11.11)	1:13.35 [3] (0:11.30)	1:02.05 [3] (0:12.40)	0:49.65 [4] (0:12.55)	0:37.10 [4] (0:12.13)	0:24.97 [4] (0:11.75)	0:13.22 [8] (0:13.22)
Average Speed [km/h]	48.6	63.8	58.5	57.3	59.3	61.4	54.5
Top Speed [km/h]	65.4	66.0	60.9	58.9	61.7	63.7	59.9
Avg. Dist. to Rail [m]	6.1	3.1	3.3	0.4	0.3	2.8	5.8
Avg. Stride Freq. [Hz]	2.4	2.1	2.2	2.2	2.3	2.4	2.2
Avg. Stride Length [m]	5.7	8.4	7.2	7.3	7.2	7.2	6.9



- [] Ranking at each section and finish
- .-.- No data available at this section
- NA No data available



Horse/Jockey Name	Airswing
Final Rank	8
Fastest Section Time (Section)	0:10.98 (1200m)
Top Speed [km/h] (Section)	69.1 (1200m)
Race State	Finished

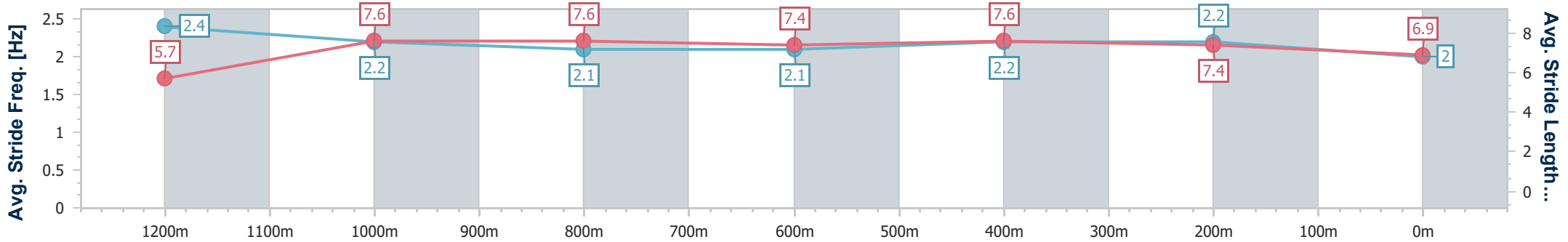
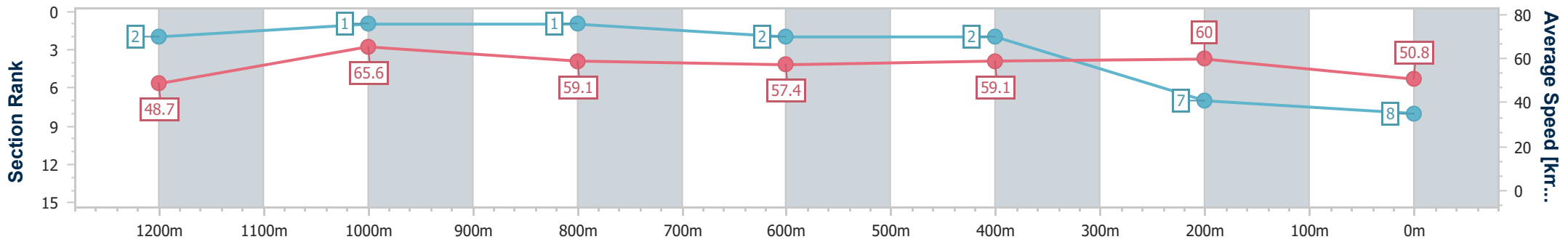


Doomben QLD Professional
Race 9: SKY RACING QTIS Three-Year-Old Handicap - 1350m
 01 April 2025 - 16:25
 Track Rating: Soft 6, Weather: Overcast, Rail Position: +0.5m Entire



BRISBANE
RACING CLUB

Section	Overall	1200m	1000m	800m	600m	400m	200m
Section Times	1:25.29 [8] (0:11.08)	1:14.21 [2] (0:10.98)	1:03.23 [1] (0:12.23)	0:51.00 [1] (0:12.66)	0:38.34 [2] (0:12.19)	0:26.15 [2] (0:11.97)	0:14.18 [7] (0:14.18)
Average Speed [km/h]	48.7	65.6	59.1	57.4	59.1	60.0	50.8
Top Speed [km/h]	66.1	69.1	61.6	58.4	60.1	61.7	57.3
Avg. Dist. to Rail [m]	7.0	3.4	2.1	1.2	0.4	1.4	4.7
Avg. Stride Freq. [Hz]	2.4	2.2	2.1	2.1	2.2	2.2	2.0
Avg. Stride Length [m]	5.7	7.6	7.6	7.4	7.6	7.4	6.9



- [] Ranking at each section and finish
- .-.- No data available at this section
- NA No data available



Horse/Jockey Name	Poster Girl
Final Rank	9
Fastest Section Time (Section)	0:11.38 (400m)
Top Speed [km/h] (Section)	66.7 (400m)
Race State	Finished



Doomben QLD Professional

Race 9: SKY RACING QTIS Three-Year-Old Handicap - 1350m

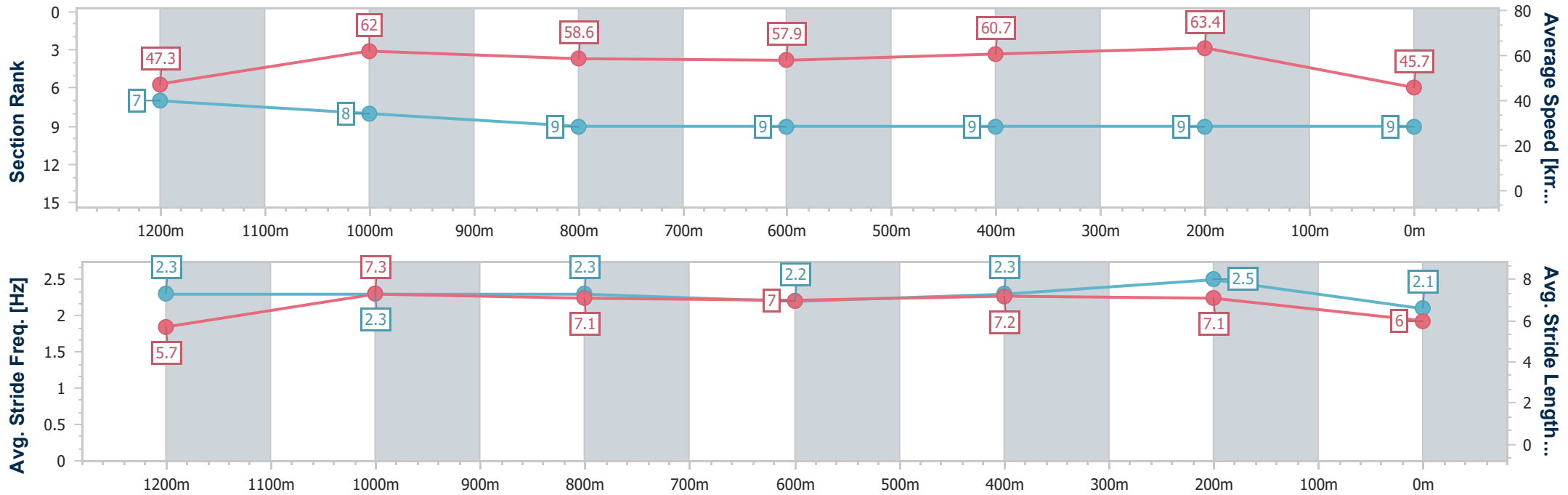
01 April 2025 - 16:25

Track Rating: Soft 6, Weather: Overcast, Rail Position: +0.5m Entire



BRISBANE RACING CLUB

Section	Overall	1200m	1000m	800m	600m	400m	200m
Section Times	1:27.02 [9] (0:11.44)	1:15.58 [7] (0:11.61)	1:03.97 [8] (0:12.30)	0:51.67 [9] (0:12.55)	0:39.12 [9] (0:12.00)	0:27.12 [9] (0:11.38)	0:15.74 [9] (0:15.74)
Average Speed [km/h]	47.3	62.0	58.6	57.9	60.7	63.4	45.7
Top Speed [km/h]	61.0	62.8	61.5	59.8	61.8	66.7	57.1
Avg. Dist. to Rail [m]	8.3	2.4	1.8	1.3	1.9	2.4	4.6
Avg. Stride Freq. [Hz]	2.3	2.3	2.3	2.2	2.3	2.5	2.1
Avg. Stride Length [m]	5.7	7.3	7.1	7.0	7.2	7.1	6.0



- [] Ranking at each section and finish
- .-.- No data available at this section
- NA No data available



Doomben QLD Professional

Race 10: LADBROKES MATES MODE POTS OPEN Handicap - 1350m

01 April 2025 - 17:10



BRISBANE
RACING CLUB

Track Rating: Soft 6, Weather: Overcast, Rail Position: +0.5m Entire

Section		Overall	1200m	1000m	800m	600m	400m	Last 600m				
Field Times		1:20.69 (0:11.01)	1:09.68 (0:10.99)	0:58.69 (0:10.94)	0:47.75 (0:11.70)	0:36.05 (0:11.86)	0:24.19 (0:11.78)	0:36.05				
Rank	TAB Horse/Jockey	Barrier	Top Speed [km/h]	Fastest Section	Distance Travelled [m]							
1	10 SWISS EXILE Damien Thornton	6	66.6 1200m	0:11.01 1200m	1:20.69 [1] (0:11.26)	1:09.43 [5] (0:11.01)	0:58.42 [5] (0:11.32)	0:47.10 [5] (0:11.53)	0:35.57 [5] (0:11.65)	0:23.92 [3] (0:11.51)	0:35.57	
2	18 EN POINTE Tahlia Fenlon	12	69.8 1000m	0:10.85 1200m	1:20.85 [2] (0:11.18)	1:09.67 [3] (0:10.85)	0:58.82 [3] (0:10.91)	0:47.91 [1] (0:11.70)	0:36.21 [1] (0:11.86)	0:24.35 [1] (0:11.84)	0:36.21	-4
3	17 BEAUX RUMBLE Siobhan Rutledge	4	67.7 1200m	0:10.90 1200m	1:20.87 [3] (0:11.30)	1:09.57 [6] (0:10.90)	0:58.67 [4] (0:11.27)	0:47.40 [4] (0:11.54)	0:35.86 [4] (0:11.78)	0:24.08 [4] (0:11.55)	0:35.86	-3
4	9 HATCHET Robbie Dolan	8	67.2 1200m	0:11.21 1200m	1:20.98 [4] (0:11.80)	1:09.18 [10] (0:11.21)	0:57.97 [10] (0:11.63)	0:46.34 [10] (0:11.27)	0:35.07 [10] (0:11.57)	0:23.50 [10] (0:11.40)	0:35.07	+3
5	1 NIKAU SPUR Cody Collis	2	65.2 1200m	0:11.16 1200m	1:21.06 [5] (0:11.58)	1:09.48 [8] (0:11.16)	0:58.32 [9] (0:11.49)	0:46.83 [8] (0:11.40)	0:35.43 [9] (0:11.73)	0:23.70 [9] (0:11.54)	0:35.43	+1
6	15 SHA OF GOMER Ron Stewart	5	65.8 800m	0:11.21 1200m	1:21.16 [6] (0:11.25)	1:09.91 [4] (0:11.21)	0:58.70 [6] (0:11.43)	0:47.27 [7] (0:11.41)	0:35.86 [7] (0:11.65)	0:24.21 [6] (0:11.63)	0:35.86	+1
7	16 PIZARRO Emily Lang	7	67.8 1200m	0:11.06 1200m	1:21.27 [7] (0:11.62)	1:09.65 [9] (0:11.06)	0:58.59 [8] (0:11.56)	0:47.03 [9] (0:11.25)	0:35.78 [8] (0:11.71)	0:24.07 [8] (0:11.73)	0:35.78	+1
8	13 FLEUR DU MONDE Samantha Collett	3	67.1 400m	0:11.36 1200m	1:21.35 [8] (0:11.85)	1:09.50 [11] (0:11.36)	0:58.14 [11] (0:11.44)	0:46.70 [11] (0:11.46)	0:35.24 [11] (0:11.59)	0:23.65 [11] (0:11.46)	0:35.24	-1
9	6 AMORE VELOCE Bailey Wheeler	9	68.5 1200m	0:11.00 1200m	1:21.61 [9] (0:11.01)	1:10.60 [1] (0:11.00)	0:59.60 [2] (0:11.26)	0:48.34 [3] (0:11.45)	0:36.89 [2] (0:11.82)	0:25.07 [2] (0:12.08)	0:36.89	-1
10	8 CORFE CASTLE Georgina Cartwright	1	65.5 1200m	0:11.14 1200m	1:21.74 [10] (0:11.40)	1:10.34 [7] (0:11.14)	0:59.20 [7] (0:11.32)	0:47.88 [6] (0:11.39)	0:36.49 [6] (0:11.73)	0:24.76 [7] (0:11.82)	0:36.49	-5

Scratched: Jetty (#11), Winston Smurfhill (#12), Space Tracker (#5), Don't Stop (#14), Kerchak (#4), Living Free (#7), Sinawann (#2)

[] Ranking at each section and finish
 -:-:- No data available at this section
 NA No data available

SCN Saddle cloth number
 DNF Did not finish
 DNT Did not track



Doomben QLD Professional

Race 10: LADBROKES MATES MODE POTS OPEN Handicap - 1350m

01 April 2025 - 17:10



BRISBANE
RACING CLUB

Track Rating: Soft 6, Weather: Overcast, Rail Position: +0.5m Entire

Section	Overall	1200m	1000m	800m	600m	400m	Last 600m
Field Times	1:20.69 (0:11.01)	1:09.68 (0:10.99)	0:58.69 (0:10.94)	0:47.75 (0:11.70)	0:36.05 (0:11.86)	0:24.19 (0:11.78)	0:36.05

Rank	TAB	Horse/Jockey	Barrier	Top Speed [km/h]	Fastest Section	Overall	1200m	1000m	800m	600m	400m	Last 600m	Distance Travelled [m]
11	3	IRISH SONGS	11	66.9	0:10.90	1:23.43 [11]	1:12.33 [2]	1:01.43 [1]	0:50.16 [2]	0:38.50 [3]	0:26.58 [5]	0:38.50	+6
		Cejay Graham		1200m	1200m	(0:11.10)	(0:10.90)	(0:11.27)	(0:11.66)	(0:11.92)	(0:12.54)		

Scratched: Jetty (#11), Winston Smurfhill (#12), Space Tracker (#5), Don't Stop (#14), Kerchak (#4), Living Free (#7), Sinawann (#2)



Doomben QLD Professional

Race 10: LADBROKES MATES MODE POTS OPEN Handicap - 1350m

01 April 2025 - 17:10



BRISBANE
RACING CLUB

Track Rating: Soft 6, Weather: Overcast, Rail Position: +0.5m Entire

Section				200m				Last 600m	
Field Times				0:12.41 (0:12.41)				0:36.05	
Rank	TAB	Horse/Jockey	Barrier	Top Speed [km/h]	Fastest Section	Margin			Distance Travelled [m]
1	10	SWISS EXILE Damien Thornton	6	66.6 1200m	0:11.01 1200m	0:12.41 [1] (0:12.41)	1:20.69		0:35.57
2	18	EN POINTE Tahlia Fenlon	12	69.8 1000m	0:10.85 1200m	0:12.51 [2] (0:12.51)	0.98L		0:36.21 -4
3	17	BEAUX RUMBLE Siobhan Rutledge	4	67.7 1200m	0:10.90 1200m	0:12.53 [3] (0:12.53)	1.09L		0:35.86 -3
4	9	HATCHET Robbie Dolan	8	67.2 1200m	0:11.21 1200m	0:12.10 [7] (0:12.10)	1.73L		0:35.07 +3
5	1	NIKAU SPUR Cody Collis	2	65.2 1200m	0:11.16 1200m	0:12.16 [8] (0:12.16)	2.2L		0:35.43 +1
6	15	SHA OF GOMER Ron Stewart	5	65.8 800m	0:11.21 1200m	0:12.58 [4] (0:12.58)	2.79L		0:35.86 +1
7	16	PIZARRO Emily Lang	7	67.8 1200m	0:11.06 1200m	0:12.34 [9] (0:12.34)	3.42L		0:35.78 +1
8	13	FLEUR DU MONDE Samantha Collett	3	67.1 400m	0:11.36 1200m	0:12.19 [10] (0:12.19)	3.87L		0:35.24 -1
9	6	AMORE VELOCE Bailey Wheeler	9	68.5 1200m	0:11.00 1200m	0:12.99 [5] (0:12.99)	5.41L		0:36.89 -1
10	8	CORFE CASTLE Georgina Cartwright	1	65.5 1200m	0:11.14 1200m	0:12.94 [6] (0:12.94)	6.22L		0:36.49 -5

Scratched: Jetty (#11), Winston Smurfhill (#12), Space Tracker (#5), Don't Stop (#14), Kerchak (#4), Living Free (#7), Sinawann (#2)



Doomben QLD Professional

Race 10: LADBROKES MATES MODE POTS OPEN Handicap - 1350m

01 April 2025 - 17:10



BRISBANE
RACING CLUB

Track Rating: Soft 6, Weather: Overcast, Rail Position: +0.5m Entire

Section			200m			Last 600m			
Field Times			0:12.41 (0:12.41)			0:36.05			
Rank	TAB	Horse/Jockey	Barrier	Top Speed [km/h]	Fastest Section	Margin	Distance Travelled [m]		
11	3	IRISH SONGS	11	66.9	0:10.90	0:14.04 [11]	16.15L	0:38.50	+6
		Cejay Graham		1200m	1200m	(0:14.04)			

Scratched: Jetty (#11), Winston Smurfhill (#12), Space Tracker (#5), Don't Stop (#14), Kerchak (#4), Living Free (#7), Sinawann (#2)

[] Ranking at each section and finish
 -:-:- No data available at this section
 NA No data available

SCN Saddle cloth number
 DNF Did not finish
 DNT Did not track



Horse/Jockey Name	Swiss Exile
Final Rank	1
Fastest Section Time (Section)	0:11.01 (1200m)
Top Speed [km/h] (Section)	66.6 (1200m)
Race State	Finished



Doomben QLD Professional
Race 10: LADBROKES MATES MODE POTS OPEN Handicap - 1350m

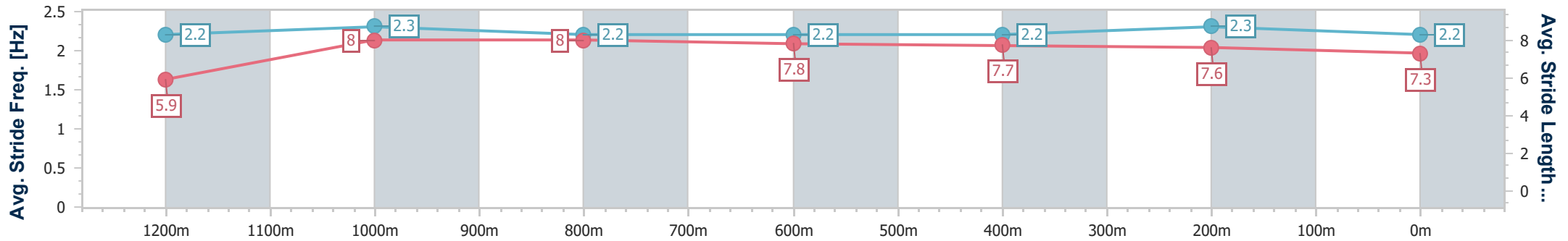
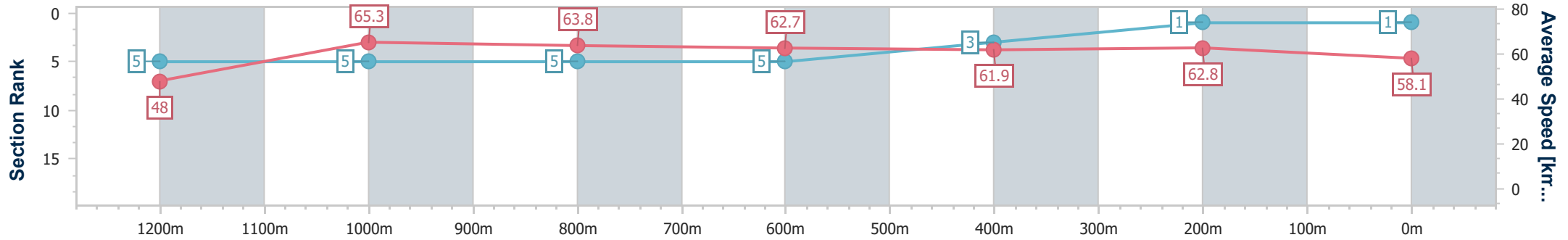


01 April 2025 - 17:10

BRISBANE RACING CLUB

Track Rating: Soft 6, Weather: Overcast, Rail Position: +0.5m Entire

Section	Overall	1200m	1000m	800m	600m	400m	200m
Section Times	1:20.69 [1] (0:11.26)	1:09.43 [5] (0:11.01)	0:58.42 [5] (0:11.32)	0:47.10 [5] (0:11.53)	0:35.57 [5] (0:11.65)	0:23.92 [3] (0:11.51)	0:12.41 [1] (0:12.41)
Average Speed [km/h]	48.0	65.3	63.8	62.7	61.9	62.8	58.1
Top Speed [km/h]	63.7	66.6	65.1	65.1	62.6	64.3	61.2
Avg. Dist. to Rail [m]	6.2	2.2	1.6	0.7	0.2	3.6	6.4
Avg. Stride Freq. [Hz]	2.2	2.3	2.2	2.2	2.2	2.3	2.2
Avg. Stride Length [m]	5.9	8.0	8.0	7.8	7.7	7.6	7.3



- [] Ranking at each section and finish
- .-.- No data available at this section
- NA No data available



Horse/Jockey Name	En Pointe
Final Rank	2
Fastest Section Time (Section)	0:10.85 (1200m)
Top Speed [km/h] (Section)	69.8 (1000m)
Race State	Finished



Doomben QLD Professional
Race 10: LADBROKES MATES MODE POTS OPEN Handicap - 1350m

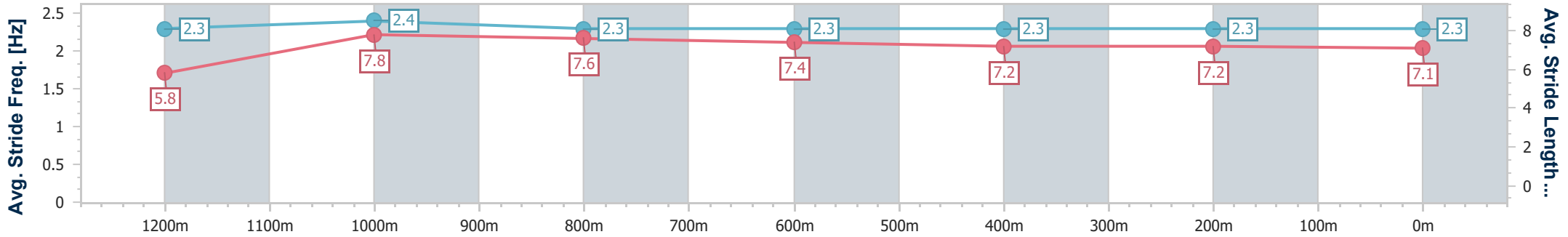
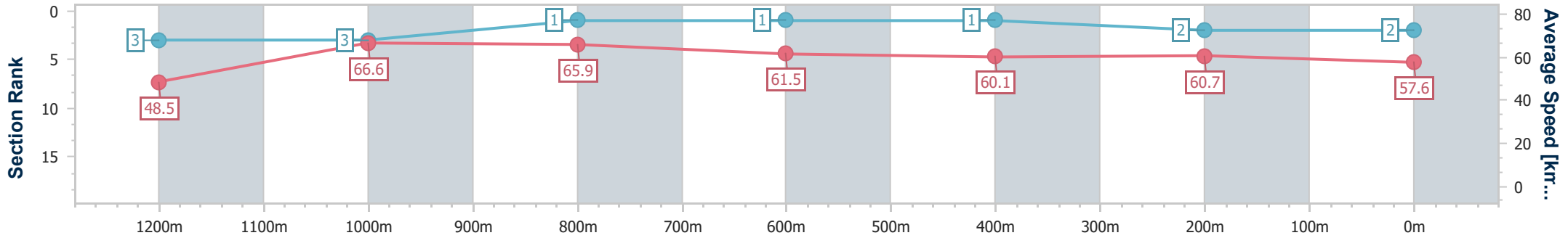


01 April 2025 - 17:10

BRISBANE RACING CLUB

Track Rating: Soft 6, Weather: Overcast, Rail Position: +0.5m Entire

Section	Overall	1200m	1000m	800m	600m	400m	200m
Section Times	1:20.85 [2] (0:11.18)	1:09.67 [3] (0:10.85)	0:58.82 [3] (0:10.91)	0:47.91 [1] (0:11.70)	0:36.21 [1] (0:11.86)	0:24.35 [1] (0:11.84)	0:12.51 [2] (0:12.51)
Average Speed [km/h]	48.5	66.6	65.9	61.5	60.1	60.7	57.6
Top Speed [km/h]	64.8	69.8	69.8	63.9	61.2	62.2	60.8
Avg. Dist. to Rail [m]	12.1	4.7	1.9	0.3	1.5	1.6	3.8
Avg. Stride Freq. [Hz]	2.3	2.4	2.3	2.3	2.3	2.3	2.3
Avg. Stride Length [m]	5.8	7.8	7.6	7.4	7.2	7.2	7.1



- [] Ranking at each section and finish
- .-.- No data available at this section
- NA No data available



Horse/Jockey Name	Beaux Rumble
Final Rank	3
Fastest Section Time (Section)	0:10.90 (1200m)
Top Speed [km/h] (Section)	67.7 (1200m)
Race State	Finished



Doomben QLD Professional
Race 10: LADBROKES MATES MODE POTS OPEN Handicap - 1350m

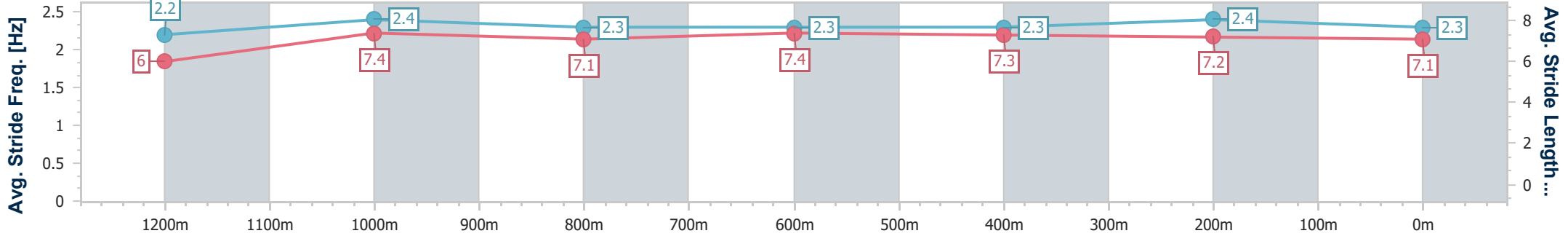
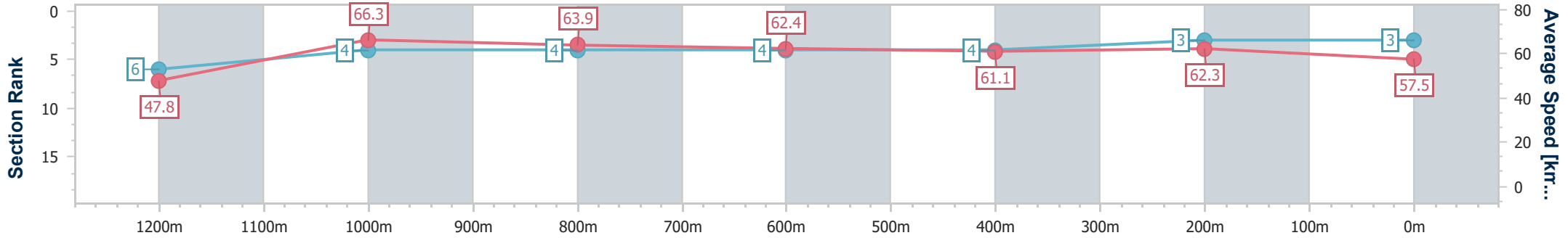


01 April 2025 - 17:10

BRISBANE RACING CLUB

Track Rating: Soft 6, Weather: Overcast, Rail Position: +0.5m Entire

Section	Overall	1200m	1000m	800m	600m	400m	200m
Section Times	1:20.87 [3] (0:11.30)	1:09.57 [6] (0:10.90)	0:58.67 [4] (0:11.27)	0:47.40 [4] (0:11.54)	0:35.86 [4] (0:11.78)	0:24.08 [4] (0:11.55)	0:12.53 [3] (0:12.53)
Average Speed [km/h]	47.8	66.3	63.9	62.4	61.1	62.3	57.5
Top Speed [km/h]	64.3	67.7	65.5	63.7	61.8	64.1	61.0
Avg. Dist. to Rail [m]	4.3	0.8	0.6	0.4	0.2	1.2	2.1
Avg. Stride Freq. [Hz]	2.2	2.4	2.3	2.3	2.3	2.4	2.3
Avg. Stride Length [m]	6.0	7.4	7.1	7.4	7.3	7.2	7.1



- [] Ranking at each section and finish
- .-.- No data available at this section
- NA No data available



Horse/Jockey Name	Hatchet
Final Rank	4
Fastest Section Time (Section)	0:11.21 (1200m)
Top Speed [km/h] (Section)	67.2 (1200m)
Race State	Finished



Doomben QLD Professional
Race 10: LADBROKES MATES MODE POTS OPEN Handicap - 1350m

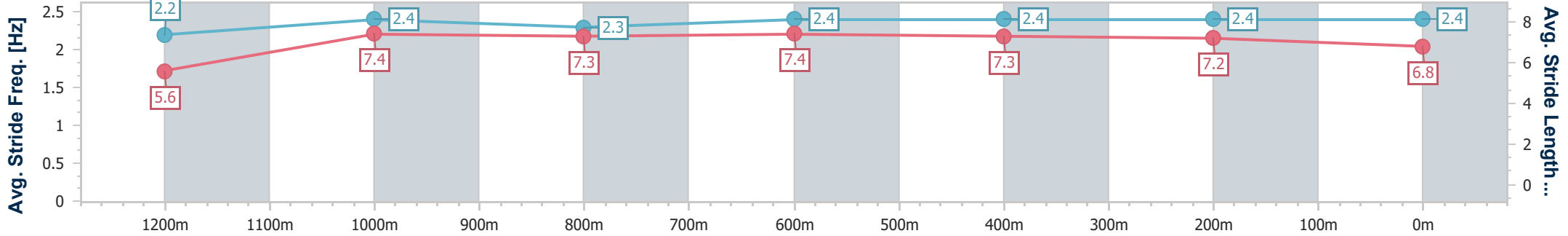
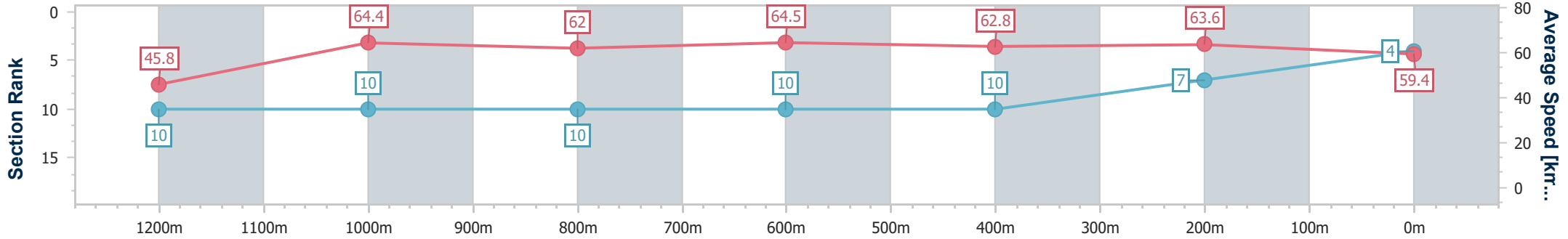


01 April 2025 - 17:10

BRISBANE RACING CLUB

Track Rating: Soft 6, Weather: Overcast, Rail Position: +0.5m Entire

Section	Overall	1200m	1000m	800m	600m	400m	200m
Section Times	1:20.98 [4] (0:11.80)	1:09.18 [10] (0:11.21)	0:57.97 [10] (0:11.63)	0:46.34 [10] (0:11.27)	0:35.07 [10] (0:11.57)	0:23.50 [10] (0:11.40)	0:12.10 [7] (0:12.10)
Average Speed [km/h]	45.8	64.4	62.0	64.5	62.8	63.6	59.4
Top Speed [km/h]	60.9	67.2	65.3	66.4	65.9	64.5	63.7
Avg. Dist. to Rail [m]	7.9	2.1	1.9	1.8	1.9	3.8	2.8
Avg. Stride Freq. [Hz]	2.2	2.4	2.3	2.4	2.4	2.4	2.4
Avg. Stride Length [m]	5.6	7.4	7.3	7.4	7.3	7.2	6.8



- [] Ranking at each section and finish
- .-.- No data available at this section
- NA No data available



Horse/Jockey Name	Nikau Spur
Final Rank	5
Fastest Section Time (Section)	0:11.16 (1200m)
Top Speed [km/h] (Section)	65.2 (1200m)
Race State	Finished



Doomben QLD Professional
Race 10: LADBROKES MATES MODE POTS OPEN Handicap - 1350m

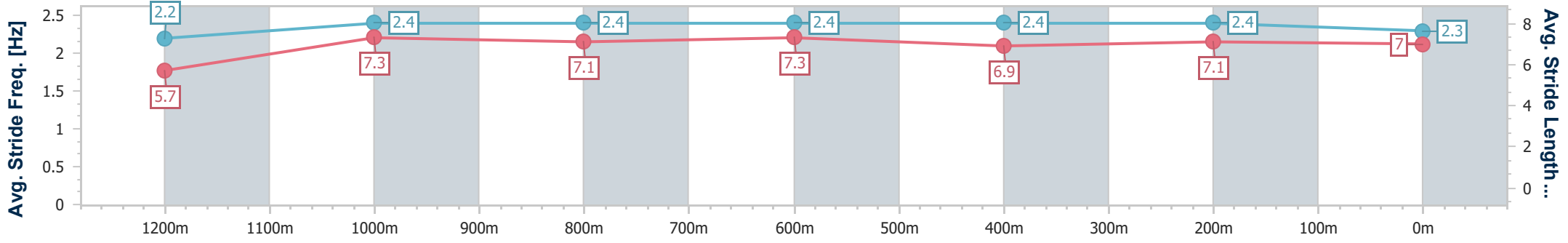
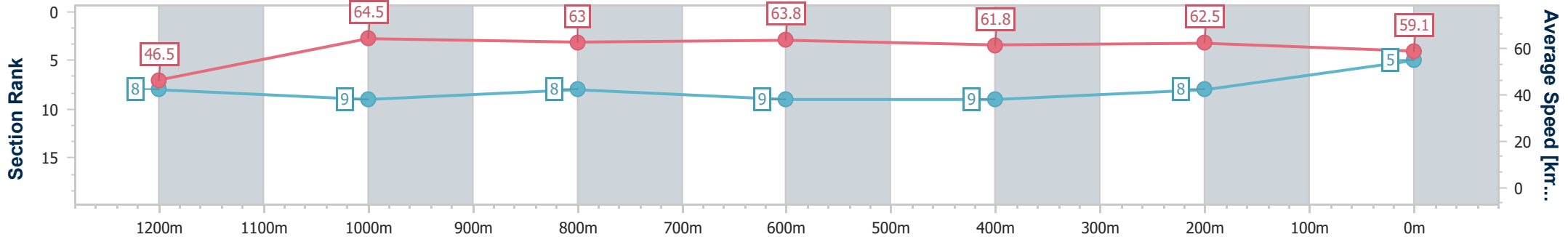


01 April 2025 - 17:10

BRISBANE RACING CLUB

Track Rating: Soft 6, Weather: Overcast, Rail Position: +0.5m Entire

Section	Overall	1200m	1000m	800m	600m	400m	200m
Section Times	1:21.06 [5] (0:11.58)	1:09.48 [8] (0:11.16)	0:58.32 [9] (0:11.49)	0:46.83 [8] (0:11.40)	0:35.43 [9] (0:11.73)	0:23.70 [9] (0:11.54)	0:12.16 [8] (0:12.16)
Average Speed [km/h]	46.5	64.5	63.0	63.8	61.8	62.5	59.1
Top Speed [km/h]	63.8	65.2	64.0	64.4	64.2	63.4	62.2
Avg. Dist. to Rail [m]	3.3	1.3	1.6	2.0	0.8	3.7	7.9
Avg. Stride Freq. [Hz]	2.2	2.4	2.4	2.4	2.4	2.4	2.3
Avg. Stride Length [m]	5.7	7.3	7.1	7.3	6.9	7.1	7.0



- [] Ranking at each section and finish
- .-.- No data available at this section
- NA No data available



Horse/Jockey Name	Sha Of Gomer
Final Rank	6
Fastest Section Time (Section)	0:11.21 (1200m)
Top Speed [km/h] (Section)	65.8 (800m)
Race State	Finished



Doomben QLD Professional
Race 10: LADBROKES MATES MODE POTS OPEN Handicap - 1350m

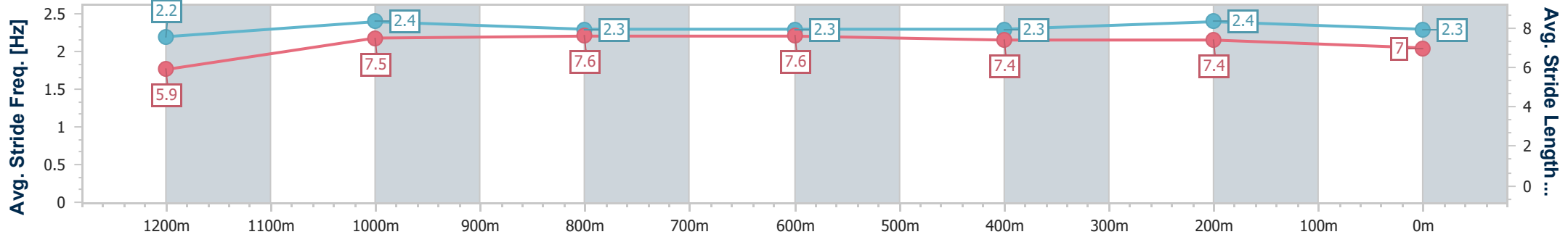
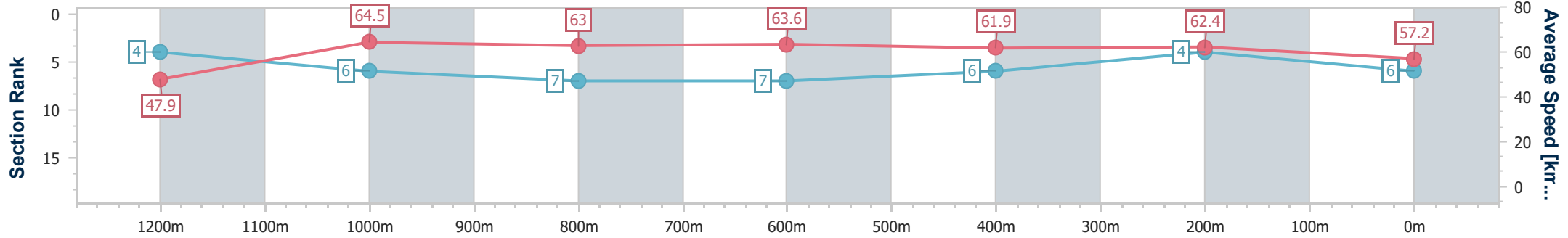


01 April 2025 - 17:10

BRISBANE RACING CLUB

Track Rating: Soft 6, Weather: Overcast, Rail Position: +0.5m Entire

Section	Overall	1200m	1000m	800m	600m	400m	200m
Section Times	1:21.16 [6] (0:11.25)	1:09.91 [4] (0:11.21)	0:58.70 [6] (0:11.43)	0:47.27 [7] (0:11.41)	0:35.86 [7] (0:11.65)	0:24.21 [6] (0:11.63)	0:12.58 [4] (0:12.58)
Average Speed [km/h]	47.9	64.5	63.0	63.6	61.9	62.4	57.2
Top Speed [km/h]	64.3	65.3	64.0	65.8	62.8	63.6	61.4
Avg. Dist. to Rail [m]	5.3	1.6	1.4	1.5	0.6	4.7	6.3
Avg. Stride Freq. [Hz]	2.2	2.4	2.3	2.3	2.3	2.4	2.3
Avg. Stride Length [m]	5.9	7.5	7.6	7.6	7.4	7.4	7.0



- [] Ranking at each section and finish
- .-.- No data available at this section
- NA No data available



Horse/Jockey Name	Pizarro
Final Rank	7
Fastest Section Time (Section)	0:11.06 (1200m)
Top Speed [km/h] (Section)	67.8 (1200m)
Race State	Finished



Doomben QLD Professional
Race 10: LADBROKES MATES MODE POTS OPEN Handicap - 1350m

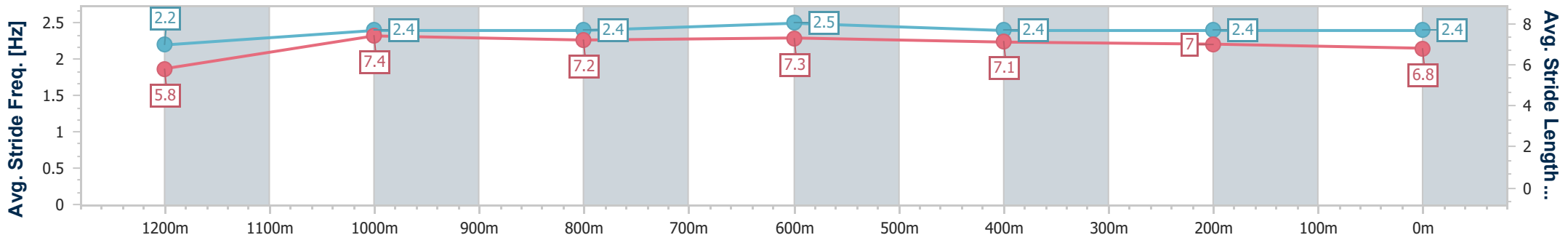
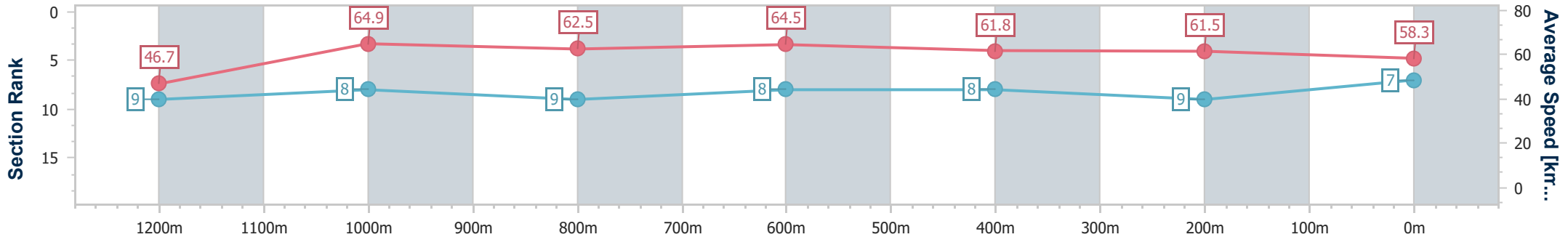
01 April 2025 - 17:10

Track Rating: Soft 6, Weather: Overcast, Rail Position: +0.5m Entire



BRISBANE
RACING CLUB

Section	Overall	1200m	1000m	800m	600m	400m	200m
Section Times	1:21.27 [7] (0:11.62)	1:09.65 [9] (0:11.06)	0:58.59 [8] (0:11.56)	0:47.03 [9] (0:11.25)	0:35.78 [8] (0:11.71)	0:24.07 [8] (0:11.73)	0:12.34 [9] (0:12.34)
Average Speed [km/h]	46.7	64.9	62.5	64.5	61.8	61.5	58.3
Top Speed [km/h]	61.7	67.8	64.6	65.3	63.2	63.0	61.6
Avg. Dist. to Rail [m]	7.2	2.2	1.8	1.2	1.0	4.4	8.8
Avg. Stride Freq. [Hz]	2.2	2.4	2.4	2.5	2.4	2.4	2.4
Avg. Stride Length [m]	5.8	7.4	7.2	7.3	7.1	7.0	6.8



- [] Ranking at each section and finish
- .-.- No data available at this section
- NA No data available



Horse/Jockey Name	Fleur Du Monde
Final Rank	8
Fastest Section Time (Section)	0:11.36 (1200m)
Top Speed [km/h] (Section)	67.1 (400m)
Race State	Finished



Doomben QLD Professional
Race 10: LADBROKES MATES MODE POTS OPEN Handicap - 1350m

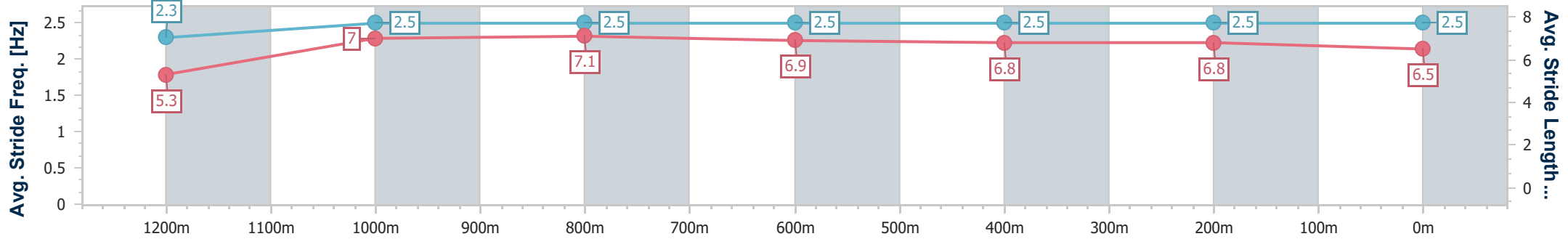
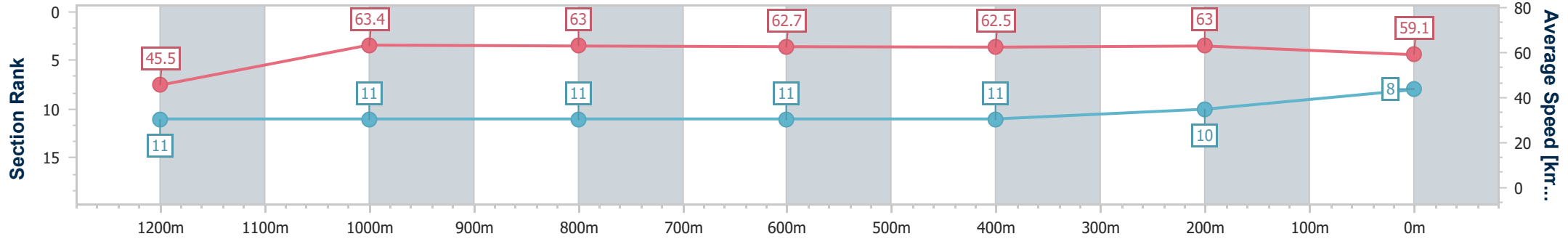


01 April 2025 - 17:10

BRISBANE RACING CLUB

Track Rating: Soft 6, Weather: Overcast, Rail Position: +0.5m Entire

Section	Overall	1200m	1000m	800m	600m	400m	200m
Section Times	1:21.35 [8] (0:11.85)	1:09.50 [11] (0:11.36)	0:58.14 [11] (0:11.44)	0:46.70 [11] (0:11.46)	0:35.24 [11] (0:11.59)	0:23.65 [11] (0:11.46)	0:12.19 [10] (0:12.19)
Average Speed [km/h]	45.5	63.4	63.0	62.7	62.5	63.0	59.1
Top Speed [km/h]	61.1	64.4	63.8	63.6	63.3	67.1	61.7
Avg. Dist. to Rail [m]	3.9	0.9	0.5	0.1	0.8	4.3	6.4
Avg. Stride Freq. [Hz]	2.3	2.5	2.5	2.5	2.5	2.5	2.5
Avg. Stride Length [m]	5.3	7.0	7.1	6.9	6.8	6.8	6.5



- [] Ranking at each section and finish
- .-.- No data available at this section
- NA No data available



Horse/Jockey Name	Amore Veloce
Final Rank	9
Fastest Section Time (Section)	0:11.00 (1200m)
Top Speed [km/h] (Section)	68.5 (1200m)
Race State	Finished



Doomben QLD Professional
Race 10: LADBROKES MATES MODE POTS OPEN Handicap - 1350m

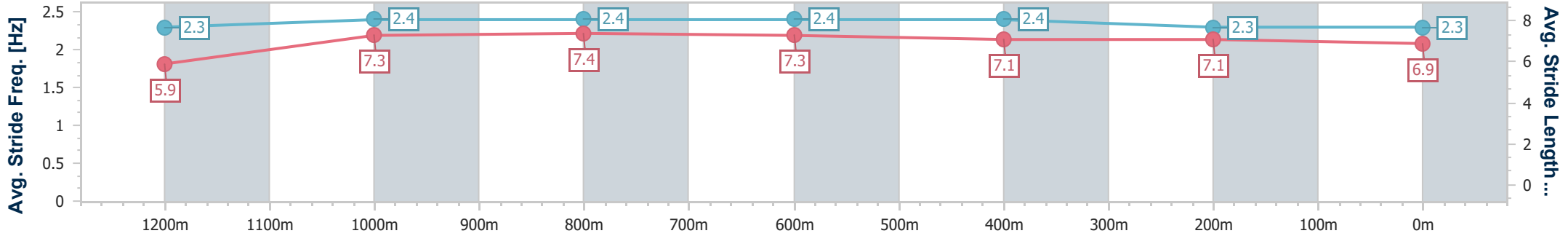
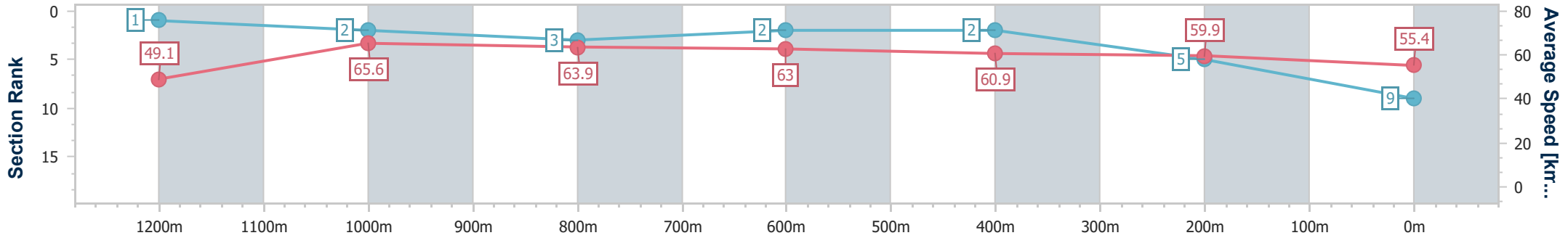


01 April 2025 - 17:10

BRISBANE RACING CLUB

Track Rating: Soft 6, Weather: Overcast, Rail Position: +0.5m Entire

Section	Overall	1200m	1000m	800m	600m	400m	200m
Section Times	1:21.61 [9] (0:11.01)	1:10.60 [1] (0:11.00)	0:59.60 [2] (0:11.26)	0:48.34 [3] (0:11.45)	0:36.89 [2] (0:11.82)	0:25.07 [2] (0:12.08)	0:12.99 [5] (0:12.99)
Average Speed [km/h]	49.1	65.6	63.9	63.0	60.9	59.9	55.4
Top Speed [km/h]	63.5	68.5	66.3	64.6	63.0	60.9	58.5
Avg. Dist. to Rail [m]	9.3	1.4	0.5	0.6	0.3	3.4	4.7
Avg. Stride Freq. [Hz]	2.3	2.4	2.4	2.4	2.4	2.3	2.3
Avg. Stride Length [m]	5.9	7.3	7.4	7.3	7.1	7.1	6.9



- [] Ranking at each section and finish
- .-.- No data available at this section
- NA No data available



Horse/Jockey Name	Corfe Castle
Final Rank	10
Fastest Section Time (Section)	0:11.14 (1200m)
Top Speed [km/h] (Section)	65.5 (1200m)
Race State	Finished



Doomben QLD Professional
Race 10: LADBROKES MATES MODE POTS OPEN Handicap - 1350m

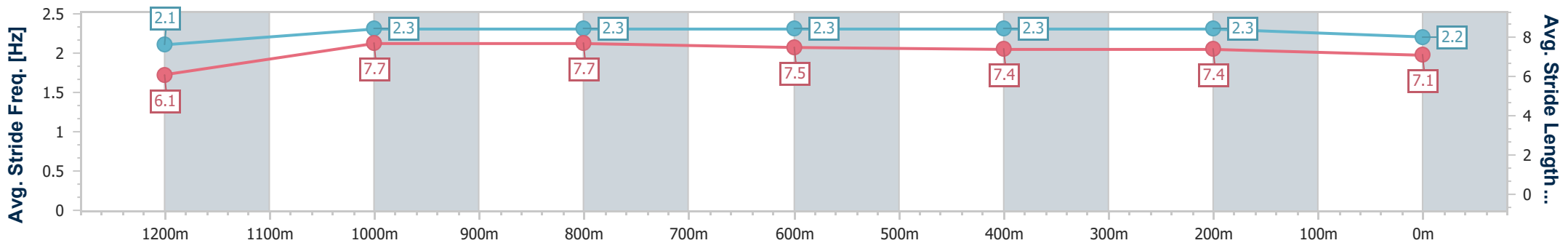
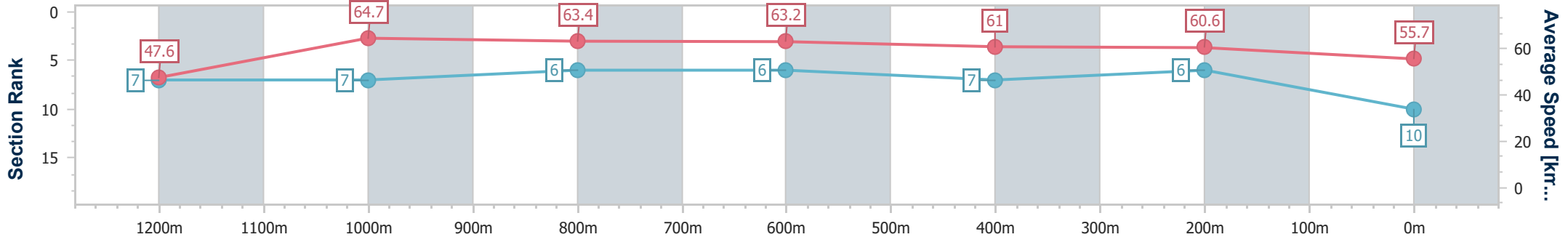


01 April 2025 - 17:10

BRISBANE RACING CLUB

Track Rating: Soft 6, Weather: Overcast, Rail Position: +0.5m Entire

Section	Overall	1200m	1000m	800m	600m	400m	200m
Section Times	1:21.74 [10] (0:11.40)	1:10.34 [7] (0:11.14)	0:59.20 [7] (0:11.32)	0:47.88 [6] (0:11.39)	0:36.49 [6] (0:11.73)	0:24.76 [7] (0:11.82)	0:12.94 [6] (0:12.94)
Average Speed [km/h]	47.6	64.7	63.4	63.2	61.0	60.6	55.7
Top Speed [km/h]	63.9	65.5	64.1	64.5	63.1	61.7	59.2
Avg. Dist. to Rail [m]	2.0	0.4	0.4	0.2	1.2	2.1	6.0
Avg. Stride Freq. [Hz]	2.1	2.3	2.3	2.3	2.3	2.3	2.2
Avg. Stride Length [m]	6.1	7.7	7.7	7.5	7.4	7.4	7.1



- [] Ranking at each section and finish
- .-.- No data available at this section
- NA No data available



Horse/Jockey Name	Irish Songs
Final Rank	11
Fastest Section Time (Section)	0:10.90 (1200m)
Top Speed [km/h] (Section)	66.9 (1200m)
Race State	Finished



Doomben QLD Professional
Race 10: LADBROKES MATES MODE POTS OPEN Handicap - 1350m

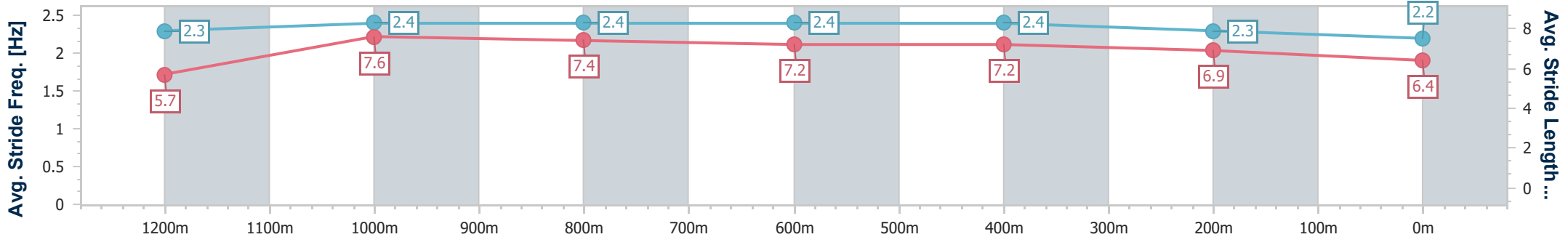
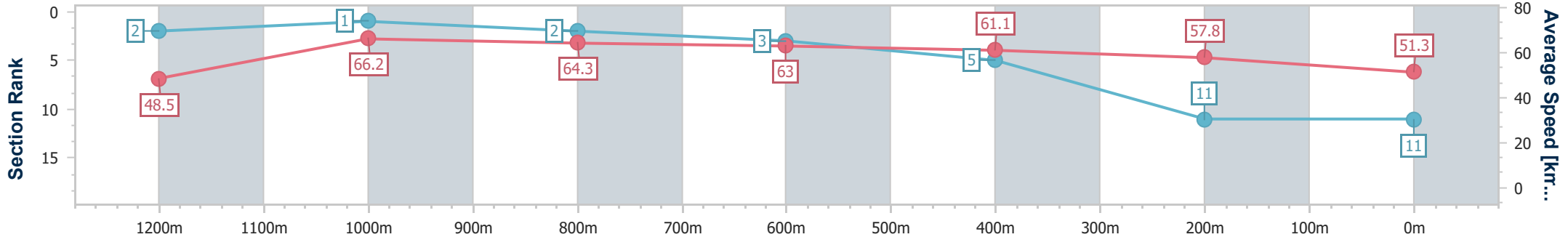


01 April 2025 - 17:10

BRISBANE RACING CLUB

Track Rating: Soft 6, Weather: Overcast, Rail Position: +0.5m Entire

Section	Overall	1200m	1000m	800m	600m	400m	200m
Section Times	1:23.43 [11] (0:11.10)	1:12.33 [2] (0:10.90)	1:01.43 [1] (0:11.27)	0:50.16 [2] (0:11.66)	0:38.50 [3] (0:11.92)	0:26.58 [5] (0:12.54)	0:14.04 [11] (0:14.04)
Average Speed [km/h]	48.5	66.2	64.3	63.0	61.1	57.8	51.3
Top Speed [km/h]	65.7	66.9	66.3	64.8	63.4	59.7	55.8
Avg. Dist. to Rail [m]	9.5	3.3	2.5	3.6	2.3	4.7	5.8
Avg. Stride Freq. [Hz]	2.3	2.4	2.4	2.4	2.4	2.3	2.2
Avg. Stride Length [m]	5.7	7.6	7.4	7.2	7.2	6.9	6.4



- [] Ranking at each section and finish
- .-.- No data available at this section
- NA No data available