



Toowoomba QLD Professional
Race 1: 1EQUINE - FOR THE EQUINE ATHLETE Maiden Handicap -
1000m

05 April 2025 - 12:52



Track Rating: Soft 6, Weather: Fine, Rail Position: +5m Entire

Section						Overall	800m	600m	400m	200m	Last 600m		
Field Times						1:02.59 (0:13.17)	0:49.42 (0:11.10)	0:38.32 (0:11.87)	0:26.45 (0:12.73)	0:13.72 (0:13.72)	0:38.32		
Rank	TAB	Horse/Jockey	Barrier	Top Speed [km/h]	Fastest Section							Margin	Distance Travelled [m]
1	13	LOVE TO ALL	6	66.4	0:11.53	1:02.59 [1]	0:48.67 [10]	0:37.14 [9]	0:25.12 [7]	0:12.60 [6]	1:02.59	0:37.14	
		Chelsea Baker		800m	800m	(0:13.92)	(0:11.53)	(0:12.02)	(0:12.52)	(0:12.60)			
2	3	ENTITLE	3	67.2	0:11.22	1:02.61 [2]	0:48.96 [6]	0:37.74 [4]	0:25.69 [4]	0:13.00 [3]	0.1L	0:37.74	-8
		Nozi Tomizawa		800m	800m	(0:13.65)	(0:11.22)	(0:12.05)	(0:12.69)	(0:13.00)			
3	1	PULL THE CATCH	1	68.7	0:11.10	1:03.10 [3]	0:49.93 [1]	0:38.83 [1]	0:26.96 [1]	0:14.23 [1]	2.9L	0:38.83	-10
		Justin Huxtable		Overall	800m	(0:13.17)	(0:11.10)	(0:11.87)	(0:12.73)	(0:14.23)			
4	4	STELLA BOO	7	68.2	0:11.30	1:03.55 [4]	0:50.29 [2]	0:38.99 [2]	0:26.78 [2]	0:13.70 [4]	5.4L	0:38.99	-3
		Stacey Callow		Overall	800m	(0:13.26)	(0:11.30)	(0:12.21)	(0:13.08)	(0:13.70)			
5	9	SPIRIT SEEKER	5	66.1	0:11.73	1:03.60 [5]	0:49.86 [7]	0:38.13 [10]	0:25.65 [10]	0:12.86 [10]	5.6L	0:38.13	-2
		Amy Graham		800m	800m	(0:13.74)	(0:11.73)	(0:12.48)	(0:12.79)	(0:12.86)			
6	2	BLANCH	9	68.5	0:11.39	1:03.70 [6]	0:50.15 [3]	0:38.76 [5]	0:26.27 [6]	0:13.40 [7]	6.1L	0:38.76	-5
		Liv O'Donnell		Overall	800m	(0:13.55)	(0:11.39)	(0:12.49)	(0:12.87)	(0:13.40)			
7	10	BLAME THE BUBBLES	10	67.2	0:11.48	1:04.02 [7]	0:50.23 [9]	0:38.75 [7]	0:26.39 [8]	0:13.46 [9]	7.9L	0:38.75	-1
		Kenji Yoshida		Overall	800m	(0:13.79)	(0:11.48)	(0:12.36)	(0:12.93)	(0:13.46)			
8	11	POWIAS	4	66.8	0:11.67	1:04.06 [8]	0:50.46 [4]	0:38.79 [8]	0:26.31 [9]	0:13.51 [8]	8.1L	0:38.79	-6
		Shania Willis		Overall	800m	(0:13.60)	(0:11.67)	(0:12.48)	(0:12.80)	(0:13.51)			
9	8	RUBBER BULLETS	8	70.1	0:11.05	1:04.11 [9]	0:50.48 [5]	0:39.43 [3]	0:27.34 [2]	0:14.62 [2]	8.3L	0:39.43	-9
		Les Tilley		Overall	800m	(0:13.63)	(0:11.05)	(0:12.09)	(0:12.72)	(0:14.62)			
10	5	ACCELERATE RAPIDLY	2	65.0	0:11.44	1:04.48 [10]	0:50.71 [8]	0:39.27 [6]	0:27.21 [5]	0:14.49 [5]	10.3L	0:39.27	-10
		Dylan Bennett		800m	800m	(0:13.77)	(0:11.44)	(0:12.06)	(0:12.72)	(0:14.49)			

Scratched: Lady Zaydi (#6), Marathia (#7), Plea (#12), Kool Bruce (#15), Twopence (#16), Croatian Queen (#14)

Report Created: Sat 5 April 2025 13:16 GMT+10 (Note: Timing is based on position data)

Page 1/11

[] Ranking at each section and finish
-:-:- No data available at this section
NA No data available

SCN Saddle cloth number
DNF Did not finish
DNT Did not track

data processed by  TRIPLESDATA



Horse/Jockey Name	Love To All
Final Rank	1
Fastest Section Time (Section)	0:11.53 (800m)
Top Speed [km/h] (Section)	66.4 (800m)
Race State	Finished

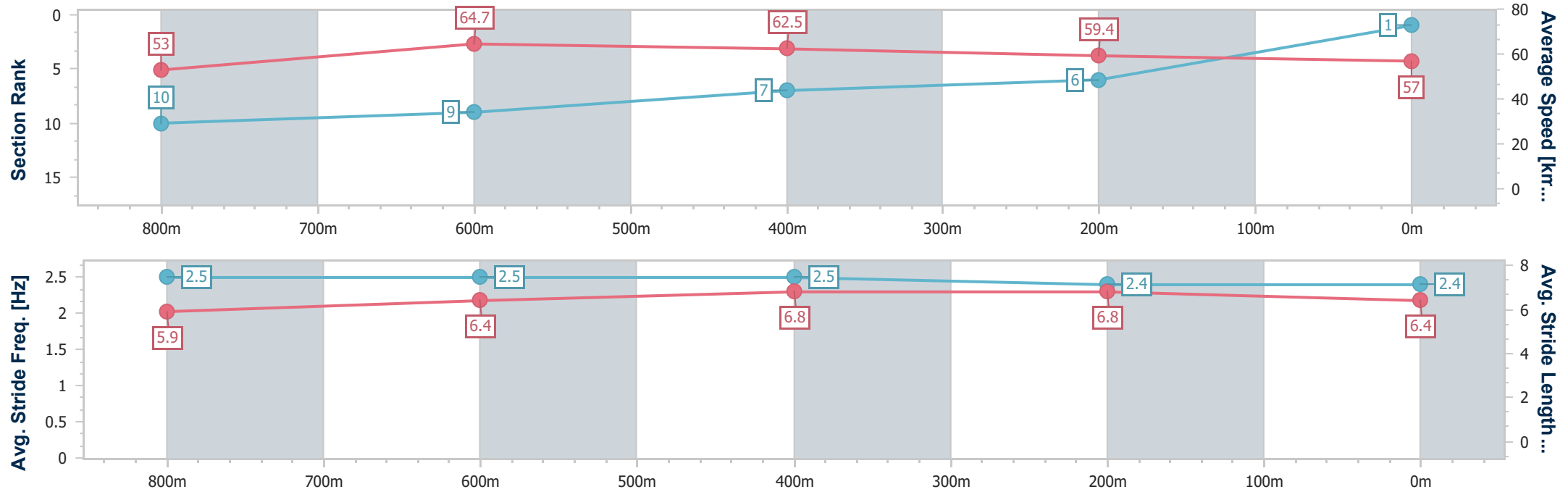


Toowoomba QLD Professional
Race 1: 1EQUINE - FOR THE EQUINE ATHLETE Maiden
Handicap - 1000m
05 April 2025 - 12:52



Track Rating: Soft 6, Weather: Fine, Rail Position: +5m Entire

Section	Overall	800m	600m	400m	200m										
Section Times	1:02.59 [1] (0:13.92)	0:48.67 [10] (0:11.53)	0:37.14 [9] (0:12.02)	0:25.12 [7] (0:12.52)	0:12.60 [6] (0:12.60)										
Average Speed [km/h]	53.0	64.7	62.5	59.4	57.0										
Top Speed [km/h]	66.3	66.4	64.9	60.3	58.3										
Avg. Dist. to Rail [m]	10.9	9.0	8.5	9.2	8.9										
Avg. Stride Freq. [Hz]	2.5	2.5	2.5	2.4	2.4										
Avg. Stride Length [m]	5.9	6.4	6.8	6.8	6.4										





Horse/Jockey Name	Entitle
Final Rank	2
Fastest Section Time (Section)	0:11.22 (800m)
Top Speed [km/h] (Section)	67.2 (800m)
Race State	Finished

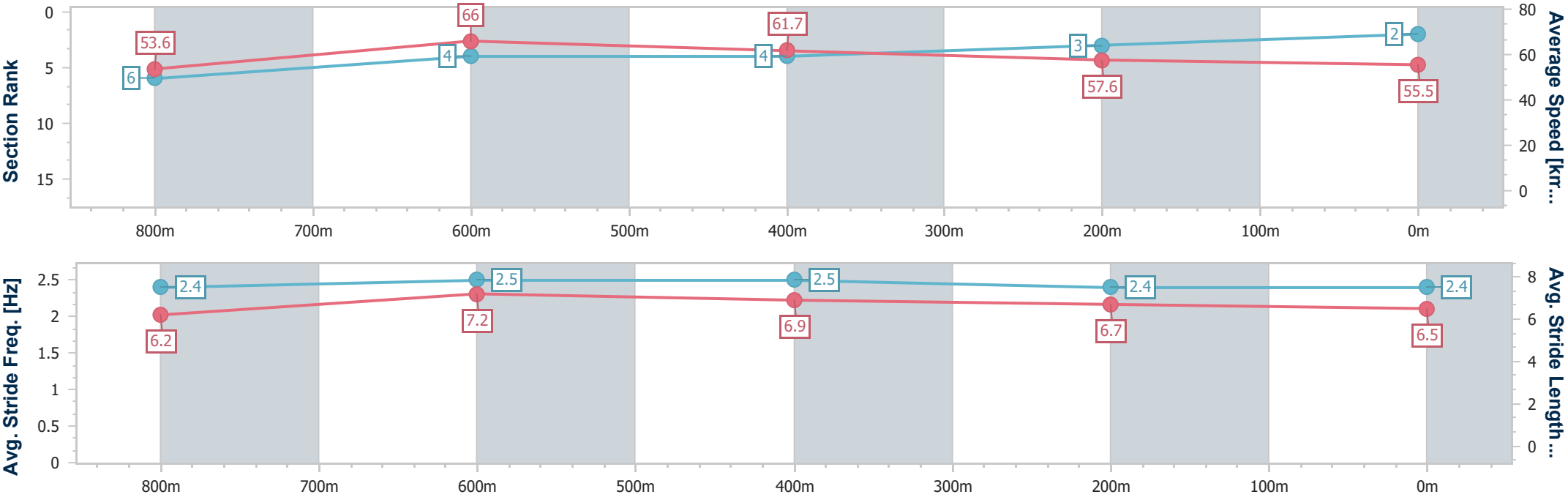


Toowoomba QLD Professional
Race 1: 1EQUINE - FOR THE EQUINE ATHLETE Maiden
Handicap - 1000m
05 April 2025 - 12:52



Track Rating: Soft 6, Weather: Fine, Rail Position: +5m Entire

Section	Overall	800m	600m	400m	200m									
Section Times	1:02.61 [2] (0:13.65)	0:48.96 [6] (0:11.22)	0:37.74 [4] (0:12.05)	0:25.69 [4] (0:12.69)	0:13.00 [3] (0:13.00)									
Average Speed [km/h]	53.6	66.0	61.7	57.6	55.5									
Top Speed [km/h]	66.9	67.2	66.0	58.8	57.2									
Avg. Dist. to Rail [m]	7.6	6.5	7.1	4.3	5.5									
Avg. Stride Freq. [Hz]	2.4	2.5	2.5	2.4	2.4									
Avg. Stride Length [m]	6.2	7.2	6.9	6.7	6.5									





Horse/Jockey Name	Pull The Catch
Final Rank	3
Fastest Section Time (Section)	0:11.10 (800m)
Top Speed [km/h] (Section)	68.7 (Overall)
Race State	Finished

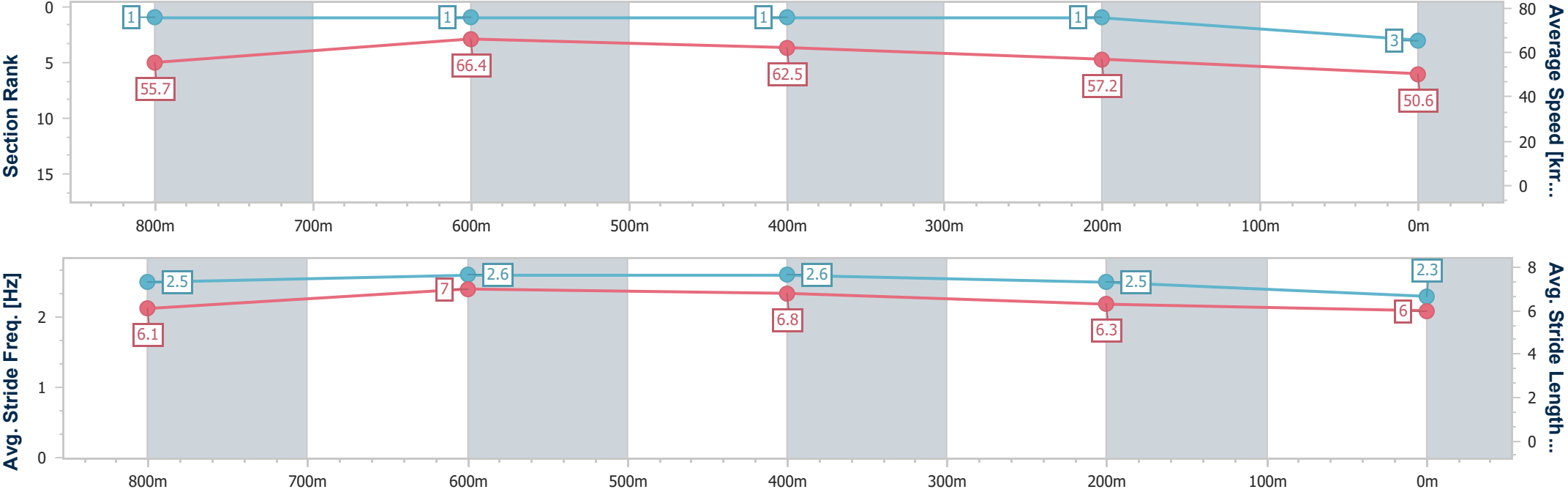


Toowoomba QLD Professional
Race 1: 1EQUINE - FOR THE EQUINE ATHLETE Maiden
Handicap - 1000m
05 April 2025 - 12:52



Track Rating: Soft 6, Weather: Fine, Rail Position: +5m Entire

Section	Overall	800m	600m	400m	200m										
Section Times	1:03.10 [3] (0:13.17)	0:49.93 [1] (0:11.10)	0:38.83 [1] (0:11.87)	0:26.96 [1] (0:12.73)	0:14.23 [1] (0:14.23)										
Average Speed [km/h]	55.7	66.4	62.5	57.2	50.6										
Top Speed [km/h]	68.7	68.1	65.1	59.8	54.4										
Avg. Dist. to Rail [m]	7.2	6.6	5.3	2.9	1.1										
Avg. Stride Freq. [Hz]	2.5	2.6	2.6	2.5	2.3										
Avg. Stride Length [m]	6.1	7.0	6.8	6.3	6.0										





Horse/Jockey Name	Stella Boo
Final Rank	4
Fastest Section Time (Section)	0:11.30 (800m)
Top Speed [km/h] (Section)	68.2 (Overall)
Race State	Finished

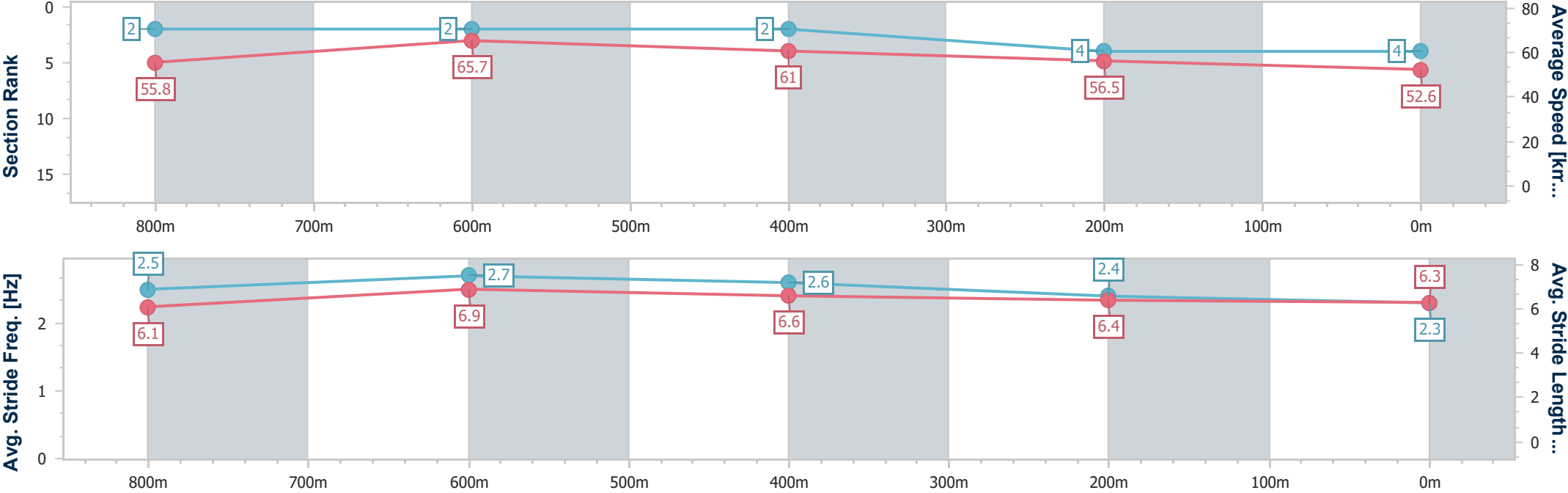


Toowoomba QLD Professional
Race 1: 1EQUINE - FOR THE EQUINE ATHLETE Maiden
Handicap - 1000m
05 April 2025 - 12:52



Track Rating: Soft 6, Weather: Fine, Rail Position: +5m Entire

Section	Overall	800m	600m	400m	200m										
Section Times	1:03.55 [4] (0:13.26)	0:50.29 [2] (0:11.30)	0:38.99 [2] (0:12.21)	0:26.78 [2] (0:13.08)	0:13.70 [4] (0:13.70)										
Average Speed [km/h]	55.8	65.7	61.0	56.5	52.6										
Top Speed [km/h]	68.2	68.2	64.4	58.5	54.5										
Avg. Dist. to Rail [m]	11.5	8.3	7.1	7.2	9.8										
Avg. Stride Freq. [Hz]	2.5	2.7	2.6	2.4	2.3										
Avg. Stride Length [m]	6.1	6.9	6.6	6.4	6.3										





Horse/Jockey Name	Spirit Seeker
Final Rank	5
Fastest Section Time (Section)	0:11.73 (800m)
Top Speed [km/h] (Section)	66.1 (800m)
Race State	Finished

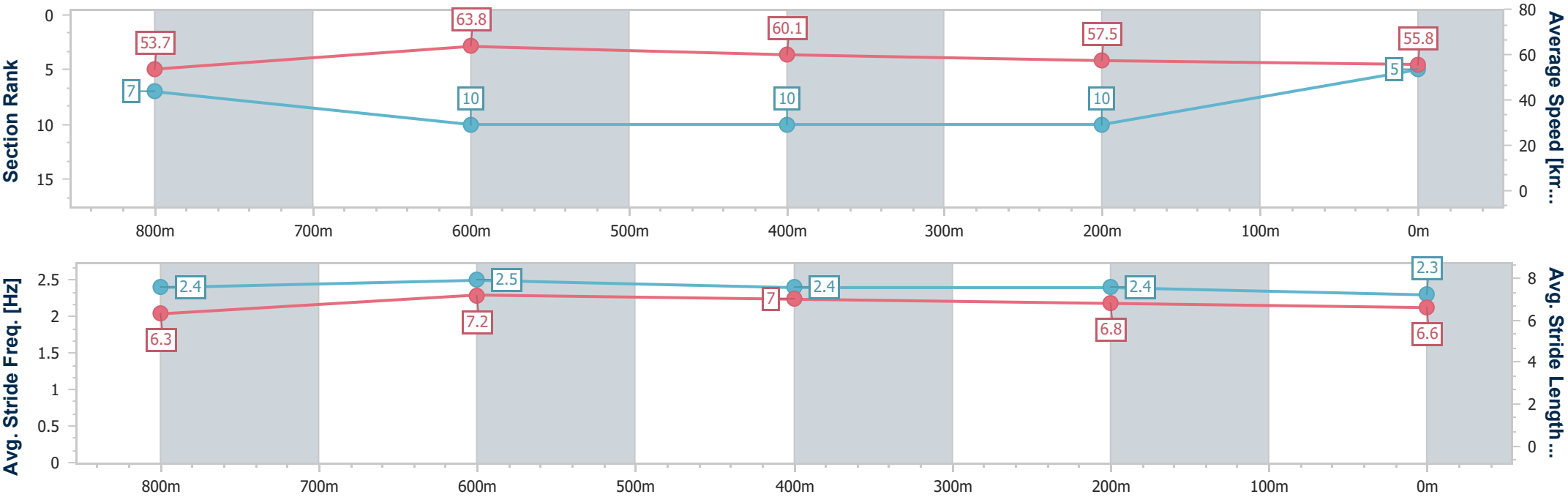


Toowoomba QLD Professional
Race 1: 1EQUINE - FOR THE EQUINE ATHLETE Maiden
Handicap - 1000m
05 April 2025 - 12:52



Track Rating: Soft 6, Weather: Fine, Rail Position: +5m Entire

Section	Overall	800m	600m	400m	200m										
Section Times	1:03.60 [5] (0:13.74)	0:49.86 [7] (0:11.73)	0:38.13 [10] (0:12.48)	0:25.65 [10] (0:12.79)	0:12.86 [10] (0:12.86)										
Average Speed [km/h]	53.7	63.8	60.1	57.5	55.8										
Top Speed [km/h]	65.2	66.1	62.9	59.2	57.2										
Avg. Dist. to Rail [m]	9.4	9.9	8.2	5.4	5.9										
Avg. Stride Freq. [Hz]	2.4	2.5	2.4	2.4	2.3										
Avg. Stride Length [m]	6.3	7.2	7.0	6.8	6.6										





Horse/Jockey Name	Blanch
Final Rank	6
Fastest Section Time (Section)	0:11.39 (800m)
Top Speed [km/h] (Section)	68.5 (Overall)
Race State	Finished

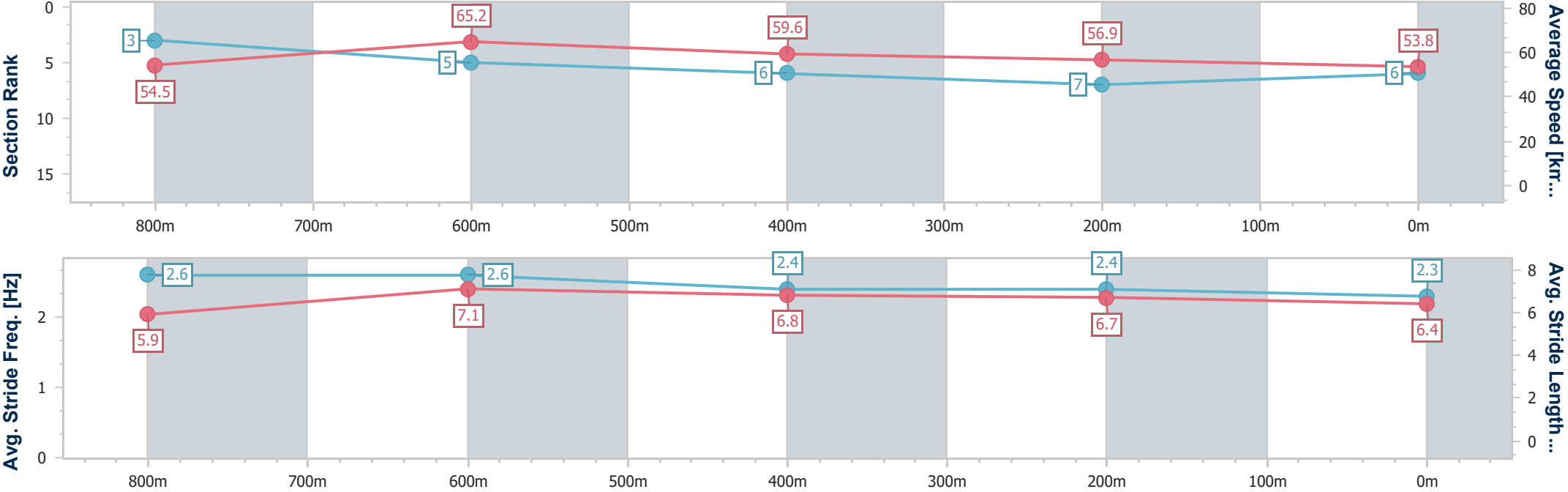


Toowoomba QLD Professional
Race 1: 1EQUINE - FOR THE EQUINE ATHLETE Maiden
Handicap - 1000m
05 April 2025 - 12:52



Track Rating: Soft 6, Weather: Fine, Rail Position: +5m Entire

Section	Overall	800m	600m	400m	200m										
Section Times	1:03.70 [6] (0:13.55)	0:50.15 [3] (0:11.39)	0:38.76 [5] (0:12.49)	0:26.27 [6] (0:12.87)	0:13.40 [7] (0:13.40)										
Average Speed [km/h]	54.5	65.2	59.6	56.9	53.8										
Top Speed [km/h]	68.5	68.4	62.7	58.6	56.2										
Avg. Dist. to Rail [m]	11.2	8.2	6.7	5.7	6.2										
Avg. Stride Freq. [Hz]	2.6	2.6	2.4	2.4	2.3										
Avg. Stride Length [m]	5.9	7.1	6.8	6.7	6.4										





Horse/Jockey Name	Blame The Bubbles
Final Rank	7
Fastest Section Time (Section)	0:11.48 (800m)
Top Speed [km/h] (Section)	67.2 (Overall)
Race State	Finished

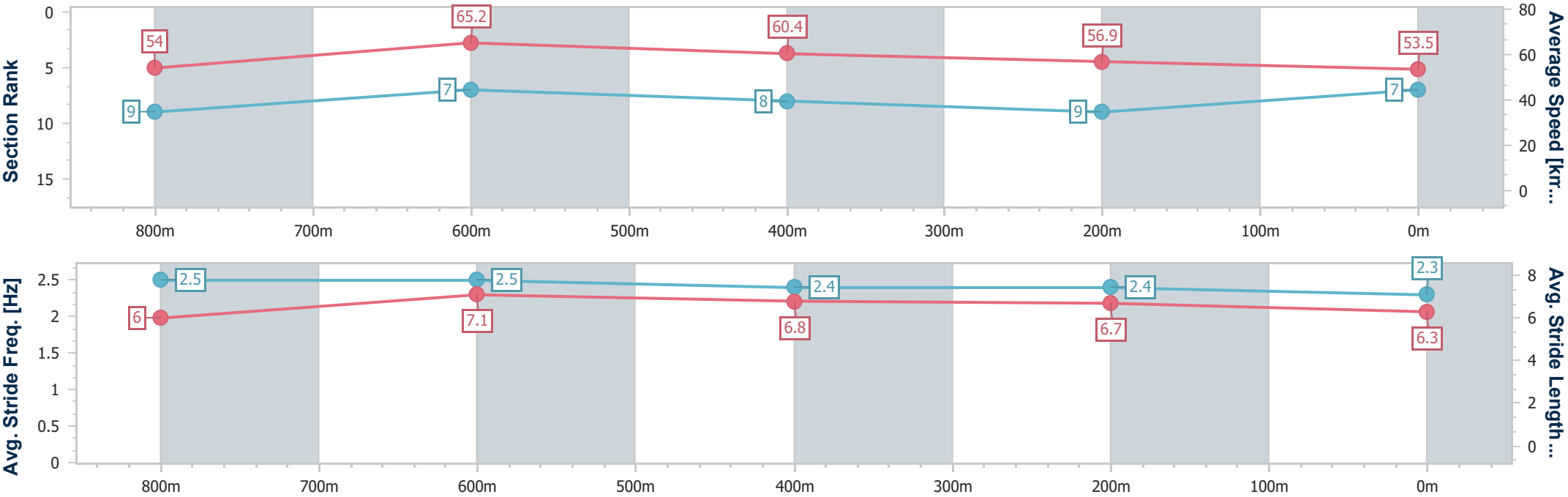


Toowoomba QLD Professional
Race 1: 1EQUINE - FOR THE EQUINE ATHLETE Maiden
Handicap - 1000m
05 April 2025 - 12:52



Track Rating: Soft 6, Weather: Fine, Rail Position: +5m Entire

Section	Overall	800m	600m	400m	200m														
Section Times	1:04.02 [7] (0:13.79)	0:50.23 [9] (0:11.48)	0:38.75 [7] (0:12.36)	0:26.39 [8] (0:12.93)	0:13.46 [9] (0:13.46)														
Average Speed [km/h]	54.0	65.2	60.4	56.9	53.5														
Top Speed [km/h]	67.2	66.4	63.7	59.4	56.5														
Avg. Dist. to Rail [m]	14.0	9.8	7.8	5.7	7.7														
Avg. Stride Freq. [Hz]	2.5	2.5	2.4	2.4	2.3														
Avg. Stride Length [m]	6.0	7.1	6.8	6.7	6.3														





Horse/Jockey Name	Powias
Final Rank	8
Fastest Section Time (Section)	0:11.67 (800m)
Top Speed [km/h] (Section)	66.8 (Overall)
Race State	Finished

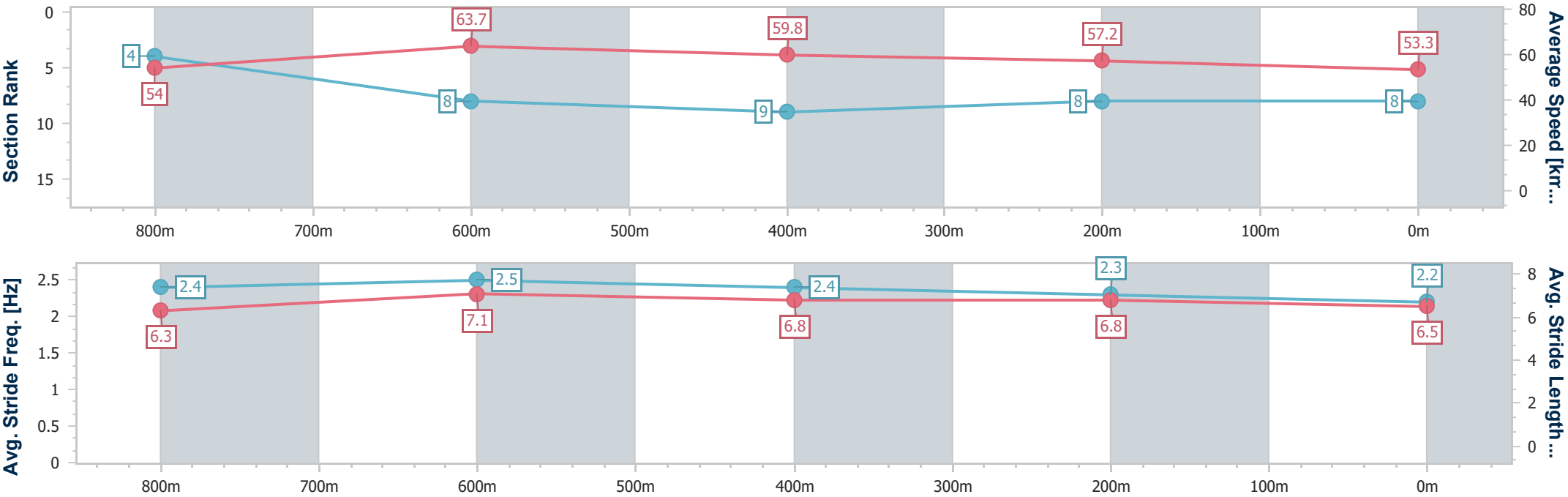


Toowoomba QLD Professional
Race 1: 1EQUINE - FOR THE EQUINE ATHLETE Maiden
Handicap - 1000m
05 April 2025 - 12:52



Track Rating: Soft 6, Weather: Fine, Rail Position: +5m Entire

Section	Overall	800m	600m	400m	200m														
Section Times	1:04.06 [8] (0:13.60)	0:50.46 [4] (0:11.67)	0:38.79 [8] (0:12.48)	0:26.31 [9] (0:12.80)	0:13.51 [8] (0:13.51)														
Average Speed [km/h]	54.0	63.7	59.8	57.2	53.3														
Top Speed [km/h]	66.8	65.7	64.1	58.5	56.2														
Avg. Dist. to Rail [m]	8.4	8.4	7.2	4.4	4.2														
Avg. Stride Freq. [Hz]	2.4	2.5	2.4	2.3	2.2														
Avg. Stride Length [m]	6.3	7.1	6.8	6.8	6.5														





Horse/Jockey Name	Rubber Bullets
Final Rank	9
Fastest Section Time (Section)	0:11.05 (800m)
Top Speed [km/h] (Section)	70.1 (Overall)
Race State	Finished

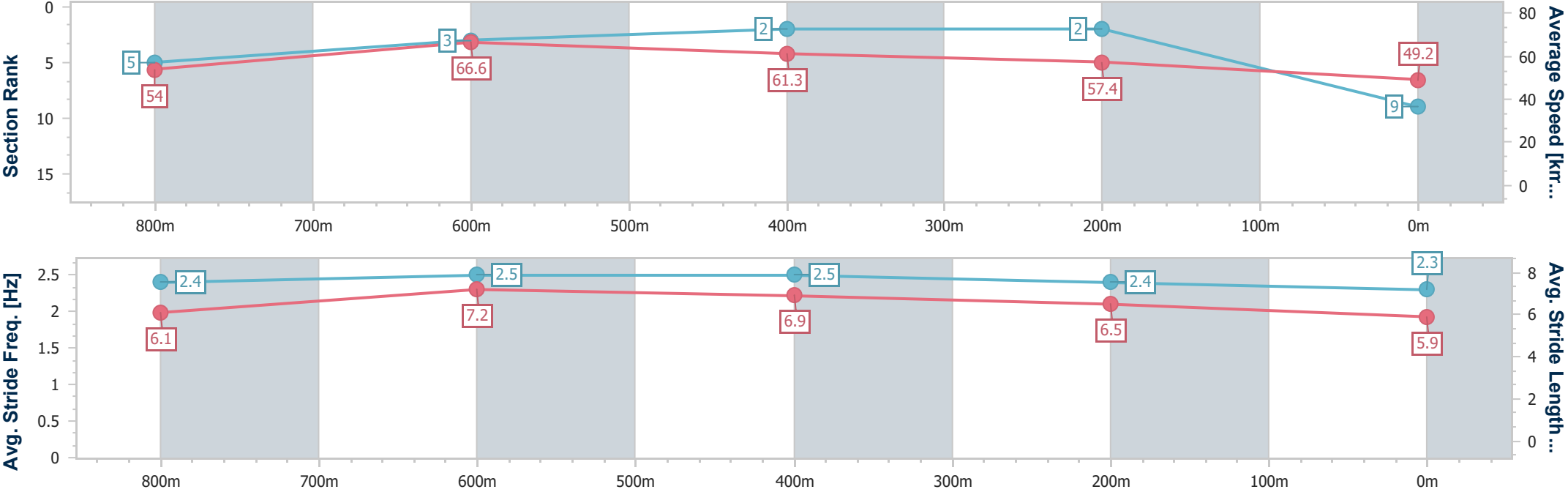


Toowoomba QLD Professional
Race 1: 1EQUINE - FOR THE EQUINE ATHLETE Maiden
Handicap - 1000m
05 April 2025 - 12:52



Track Rating: Soft 6, Weather: Fine, Rail Position: +5m Entire

Section	Overall	800m	600m	400m	200m										
Section Times	1:04.11 [9] (0:13.63)	0:50.48 [5] (0:11.05)	0:39.43 [3] (0:12.09)	0:27.34 [2] (0:12.72)	0:14.62 [2] (0:14.62)										
Average Speed [km/h]	54.0	66.6	61.3	57.4	49.2										
Top Speed [km/h]	70.1	69.3	63.9	59.1	55.2										
Avg. Dist. to Rail [m]	11.2	5.7	5.4	3.4	3.4										
Avg. Stride Freq. [Hz]	2.4	2.5	2.5	2.4	2.3										
Avg. Stride Length [m]	6.1	7.2	6.9	6.5	5.9										





Horse/Jockey Name	Accelerate Rapidly
Final Rank	10
Fastest Section Time (Section)	0:11.44 (800m)
Top Speed [km/h] (Section)	65.0 (800m)
Race State	Finished

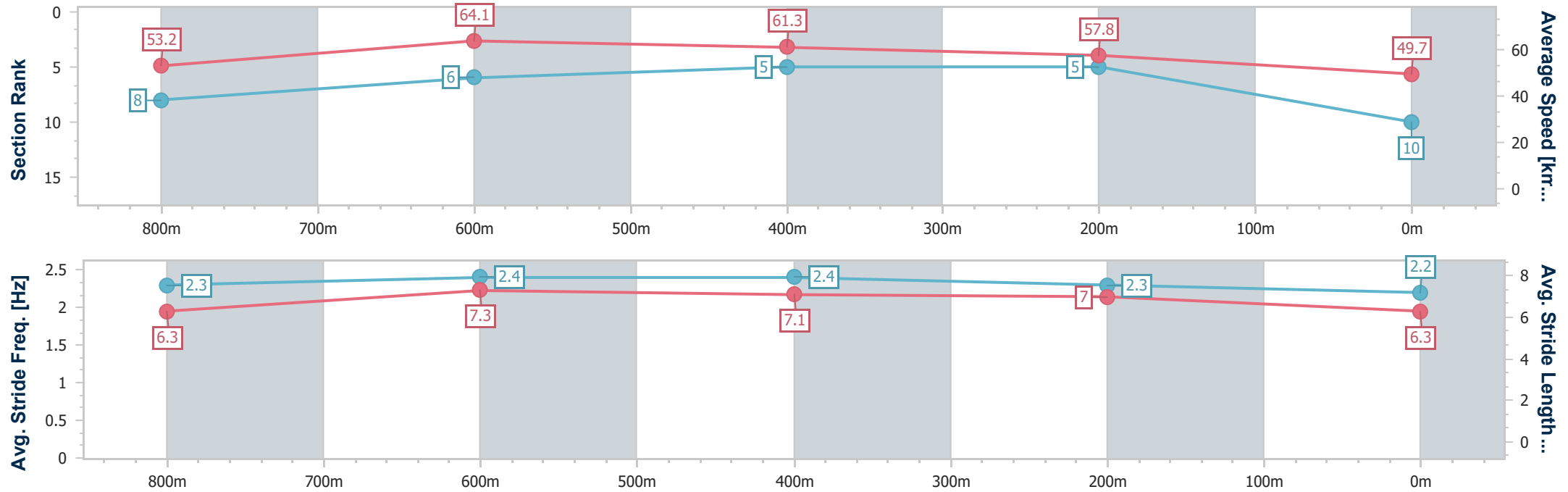


Toowoomba QLD Professional
Race 1: 1EQUINE - FOR THE EQUINE ATHLETE Maiden
Handicap - 1000m
05 April 2025 - 12:52



Track Rating: Soft 6, Weather: Fine, Rail Position: +5m Entire

Section	Overall	800m	600m	400m	200m									
Section Times	1:04.48 [10] (0:13.77)	0:50.71 [8] (0:11.44)	0:39.27 [6] (0:12.06)	0:27.21 [5] (0:12.72)	0:14.49 [5] (0:14.49)									
Average Speed [km/h]	53.2	64.1	61.3	57.8	49.7									
Top Speed [km/h]	64.7	65.0	64.2	59.0	57.2									
Avg. Dist. to Rail [m]	6.6	5.5	5.7	5.2	4.9									
Avg. Stride Freq. [Hz]	2.3	2.4	2.4	2.3	2.2									
Avg. Stride Length [m]	6.3	7.3	7.1	7.0	6.3									





Toowoomba QLD Professional
Race 2: ARMSTRONG GWM Maiden Handicap - 1300m
05 April 2025 - 13:27



Track Rating: Soft 6, Weather: Fine, Rail Position: +5m Entire

Section						Overall	1200m	1000m	800m	600m	400m	Last 600m	
Field Times						1:21.94 (0:07.57)	1:14.37 (0:11.05)	1:03.32 (0:11.81)	0:51.51 (0:12.62)	0:38.89 (0:13.04)	0:25.85 (0:13.06)	0:38.89	
Rank	TAB	Horse/Jockey	Barrier	Top Speed [km/h]	Fastest Section								Distance Travelled [m]
1	6	TICKLE MY TOSEN	4	66.1	0:07.70	1:21.94 [1]	1:14.24 [4]	1:03.03 [4]	0:51.12 [5]	0:38.55 [5]	0:25.52 [5]	0:38.55	
		Karl Zechner		1200m	Overall	(0:07.70)	(0:11.21)	(0:11.91)	(0:12.57)	(0:13.03)	(0:12.91)		
2	2	SAMURAI WARRIOR	3	64.2	0:08.24	1:22.71 [2]	1:14.47 [8]	1:02.77 [9]	0:50.79 [9]	0:38.55 [9]	0:25.73 [8]	0:38.55 +12	
		Landan Sykes		1200m	Overall	(0:08.24)	(0:11.70)	(0:11.98)	(0:12.24)	(0:12.82)	(0:13.06)		
3	1	DEL TITO	8	67.2	0:07.62	1:22.99 [3]	1:15.37 [3]	1:04.37 [1]	0:52.56 [1]	0:39.94 [1]	0:26.90 [1]	0:39.94 -1	
		Les Tilley		1200m	Overall	(0:07.62)	(0:11.00)	(0:11.81)	(0:12.62)	(0:13.04)	(0:13.06)		
4	7	ALLEZBEC	2	63.6	0:07.93	1:23.24 [4]	1:15.31 [7]	1:03.64 [7]	0:51.76 [7]	0:39.47 [6]	0:26.33 [6]	0:39.47 +8	
		Anthony Allen		1200m	Overall	(0:07.93)	(0:11.67)	(0:11.88)	(0:12.29)	(0:13.14)	(0:13.15)		
5	3	DUKE OF LANCASTER	6	64.0	0:08.44	1:23.77 [5]	1:15.33 [9]	1:03.83 [8]	0:51.90 [8]	0:39.68 [8]	0:26.60 [9]	0:39.68 +5	
		Liv O'Donnell		1200m	Overall	(0:08.44)	(0:11.50)	(0:11.93)	(0:12.22)	(0:13.08)	(0:13.25)		
6	9	DARK RED	1	64.8	0:07.93	1:23.78 [6]	1:15.85 [6]	1:04.45 [6]	0:52.54 [6]	0:39.93 [7]	0:26.83 [7]	0:39.93 +5	
		Hannah Richardson		1200m	Overall	(0:07.93)	(0:11.40)	(0:11.91)	(0:12.61)	(0:13.10)	(0:13.26)		
7	4	MY TENNESSEE	7	67.1	0:07.81	1:24.15 [7]	1:16.34 [5]	1:05.21 [5]	0:53.38 [4]	0:40.87 [4]	0:27.76 [4]	0:40.87 +9	
		Nozi Tomizawa		1200m	Overall	(0:07.81)	(0:11.13)	(0:11.83)	(0:12.51)	(0:13.11)	(0:13.70)		
8	5	NOVADAN	5	66.3	0:07.57	1:24.25 [8]	1:16.68 [1]	1:05.54 [3]	0:53.55 [3]	0:41.02 [3]	0:27.88 [2]	0:41.02 -3	
		Kelsey Lenton		1200m	Overall	(0:07.57)	(0:11.14)	(0:11.99)	(0:12.53)	(0:13.14)	(0:13.59)		
9	8	GOOD GIRL POLLY	9	66.5	0:07.61	1:26.21 [9]	1:18.60 [2]	1:07.52 [2]	0:55.68 [2]	0:43.11 [2]	0:29.83 [3]	0:43.11 +5	
		Kenji Yoshida		1200m	Overall	(0:07.61)	(0:11.08)	(0:11.84)	(0:12.57)	(0:13.28)	(0:14.29)		

Scratched: Zou Zoutukatukia (#15), Hazina (#10), Exsidee (#11), Best Coffee (#12), Toy Dandy (#14), Elemiss (#13)



Toowoomba QLD Professional
Race 2: ARMSTRONG GWM Maiden Handicap - 1300m
05 April 2025 - 13:27



Track Rating: Soft 6, Weather: Fine, Rail Position: +5m Entire

Section Field Times				200m 0:12.79 (0:12.79)				Last 600m 0:38.89	
Rank	TAB	Horse/Jockey	Barrier	Top Speed [km/h]	Fastest Section	Margin		Distance Travelled [m]	
1	6	TICKLE MY TOSEN	4	66.1	0:07.70	0:12.61 [2]	1:21.94	0:38.55	
		Karl Zechner		1200m	Overall	(0:12.61)			
2	2	SAMURAI WARRIOR	3	64.2	0:08.24	0:12.67 [4]	4.5L	0:38.55	+12
		Landan Sykes		1200m	Overall	(0:12.67)			
3	1	DEL TITO	8	67.2	0:07.62	0:13.84 [1]	6L	0:39.94	-1
		Les Tilley		1200m	Overall	(0:13.84)			
4	7	ALLEZBEC	2	63.6	0:07.93	0:13.18 [5]	7.3L	0:39.47	+8
		Anthony Allen		1200m	Overall	(0:13.18)			
5	3	DUKE OF LANCASTER	6	64.0	0:08.44	0:13.35 [8]	10.3L	0:39.68	+5
		Liv O'Donnell		1200m	Overall	(0:13.35)			
6	9	DARK RED	1	64.8	0:07.93	0:13.57 [7]	10.4L	0:39.93	+5
		Hannah Richardson		1200m	Overall	(0:13.57)			
7	4	MY TENNESSEE	7	67.1	0:07.81	0:14.06 [6]	12.4L	0:40.87	+9
		Nozi Tomizawa		1200m	Overall	(0:14.06)			
8	5	NOVADAN	5	66.3	0:07.57	0:14.29 [3]	12.9L	0:41.02	-3
		Kelsey Lenton		1200m	Overall	(0:14.29)			
9	8	GOOD GIRL POLLY	9	66.5	0:07.61	0:15.54 [9]	24.4L	0:43.11	+5
		Kenji Yoshida		1200m	Overall	(0:15.54)			

Scratched: Zou Zoutukatukia (#15), Hazina (#10), Exsidee (#11), Best Coffee (#12), Toy Dandy (#14), Elemiss (#13)



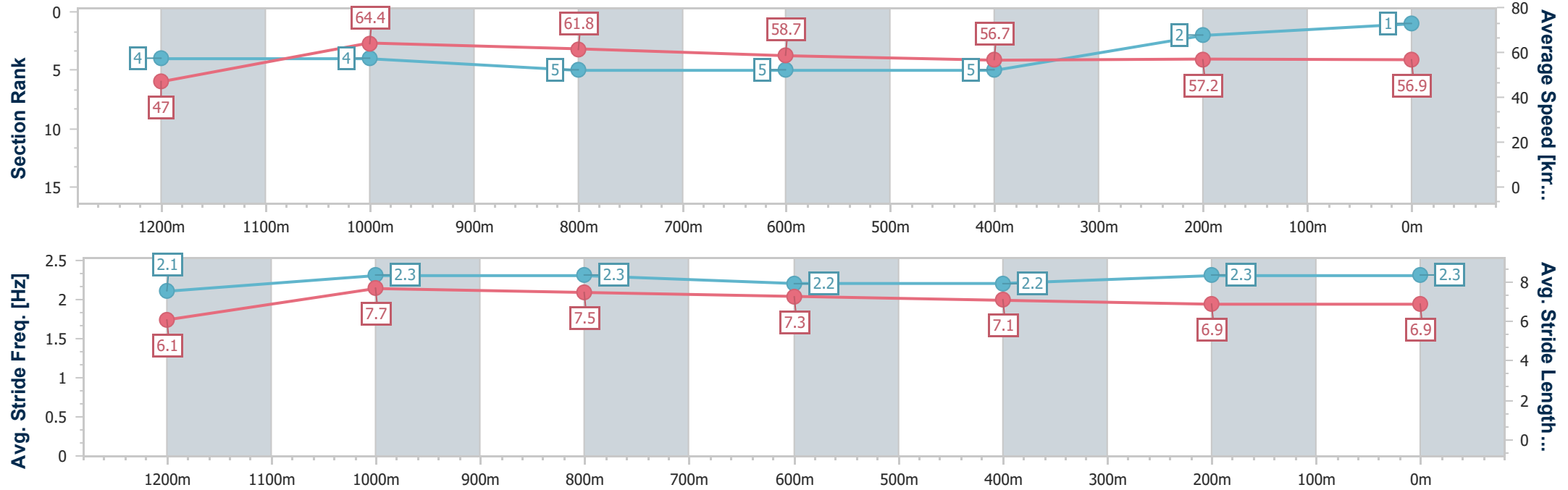
Horse/Jockey Name	Tickle My Tosen
Final Rank	1
Fastest Section Time (Section)	0:07.70 (Overall)
Top Speed [km/h] (Section)	66.1 (1200m)
Race State	Finished



Toowoomba QLD Professional
Race 2: ARMSTRONG GWM Maiden Handicap - 1300m
05 April 2025 - 13:27
Track Rating: Soft 6, Weather: Fine, Rail Position: +5m Entire



Section	Overall	1200m	1000m	800m	600m	400m	200m						
Section Times	1:21.94 [1] (0:07.70)	1:14.24 [4] (0:11.21)	1:03.03 [4] (0:11.91)	0:51.12 [5] (0:12.57)	0:38.55 [5] (0:13.03)	0:25.52 [5] (0:12.91)	0:12.61 [2] (0:12.61)						
Average Speed [km/h]	47.0	64.4	61.8	58.7	56.7	57.2	56.9						
Top Speed [km/h]	60.9	66.1	64.1	60.2	58.9	59.0	58.8						
Avg. Dist. to Rail [m]	7.9	6.7	6.9	6.5	5.1	6.6	3.6						
Avg. Stride Freq. [Hz]	2.1	2.3	2.3	2.2	2.2	2.3	2.3						
Avg. Stride Length [m]	6.1	7.7	7.5	7.3	7.1	6.9	6.9						





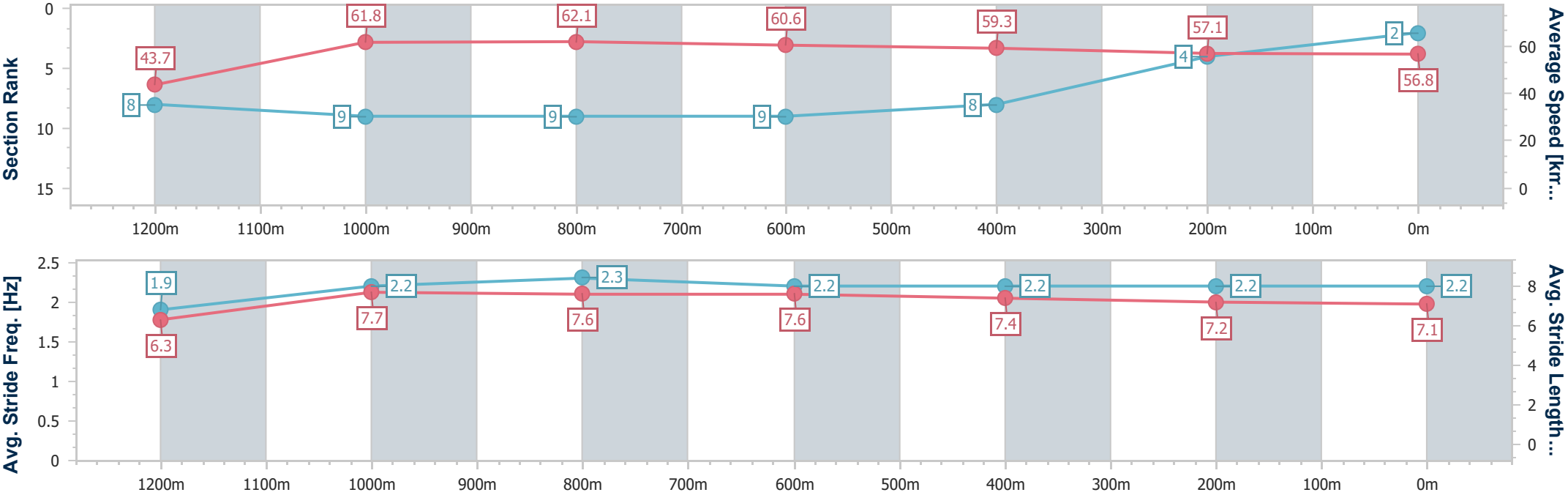
Horse/Jockey Name	Samurai Warrior
Final Rank	2
Fastest Section Time (Section)	0:08.24 (Overall)
Top Speed [km/h] (Section)	64.2 (1200m)
Race State	Finished



Toowoomba QLD Professional
Race 2: ARMSTRONG GWM Maiden Handicap - 1300m
05 April 2025 - 13:27
Track Rating: Soft 6, Weather: Fine, Rail Position: +5m Entire



Section	Overall	1200m	1000m	800m	600m	400m	200m						
Section Times	1:22.71 [2] (0:08.24)	1:14.47 [8] (0:11.70)	1:02.77 [9] (0:11.98)	0:50.79 [9] (0:12.24)	0:38.55 [9] (0:12.82)	0:25.73 [8] (0:13.06)	0:12.67 [4]						
Average Speed [km/h]	43.7	61.8	62.1	60.6	59.3	57.1	56.8						
Top Speed [km/h]	57.0	64.2	63.9	62.7	60.4	59.3	57.4						
Avg. Dist. to Rail [m]	9.4	9.3	9.4	9.4	10.4	9.8	10.9						
Avg. Stride Freq. [Hz]	1.9	2.2	2.3	2.2	2.2	2.2	2.2						
Avg. Stride Length [m]	6.3	7.7	7.6	7.6	7.4	7.2	7.1						





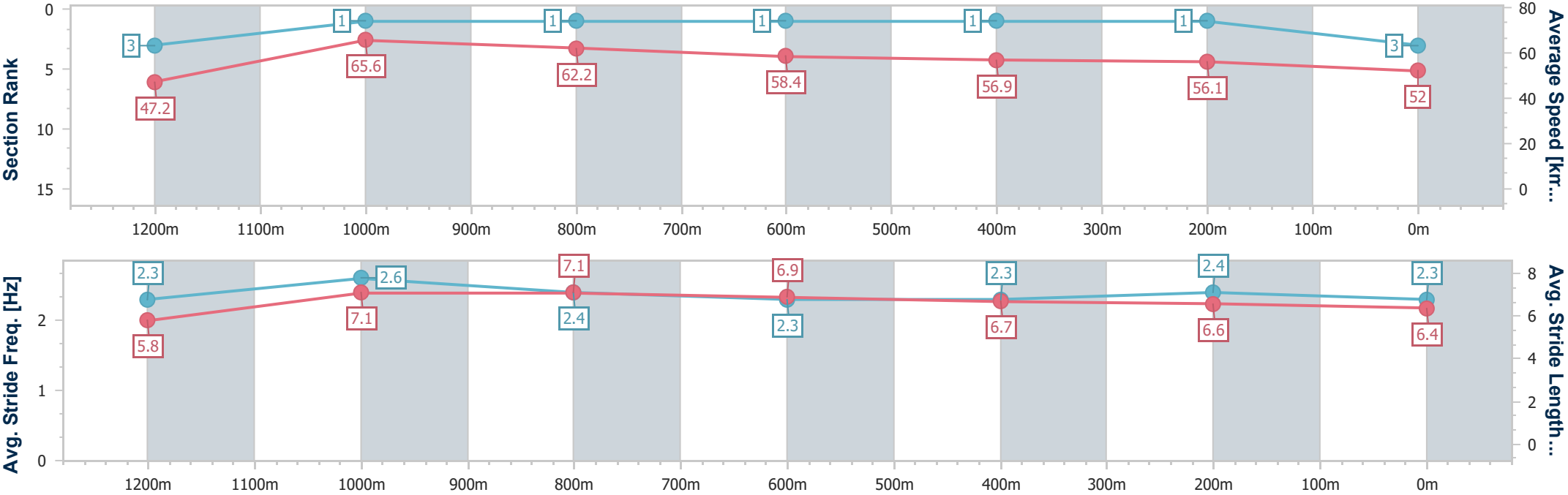
Horse/Jockey Name	Del Tito
Final Rank	3
Fastest Section Time (Section)	0:07.62 (Overall)
Top Speed [km/h] (Section)	67.2 (1200m)
Race State	Finished



Toowoomba QLD Professional
Race 2: ARMSTRONG GWM Maiden Handicap - 1300m
05 April 2025 - 13:27
Track Rating: Soft 6, Weather: Fine, Rail Position: +5m Entire



Section	Overall	1200m	1000m	800m	600m	400m	200m						
Section Times	1:22.99 [3] (0:07.62)	1:15.37 [3] (0:11.00)	1:04.37 [1] (0:11.81)	0:52.56 [1] (0:12.62)	0:39.94 [1] (0:13.04)	0:26.90 [1] (0:13.06)	0:13.84 [1] (0:13.84)						
Average Speed [km/h]	47.2	65.6	62.2	58.4	56.9	56.1	52.0						
Top Speed [km/h]	62.6	67.2	64.8	59.6	57.9	57.2	53.4						
Avg. Dist. to Rail [m]	10.8	7.6	5.4	6.9	6.3	4.3	4.3						
Avg. Stride Freq. [Hz]	2.3	2.6	2.4	2.3	2.3	2.4	2.3						
Avg. Stride Length [m]	5.8	7.1	7.1	6.9	6.7	6.6	6.4						





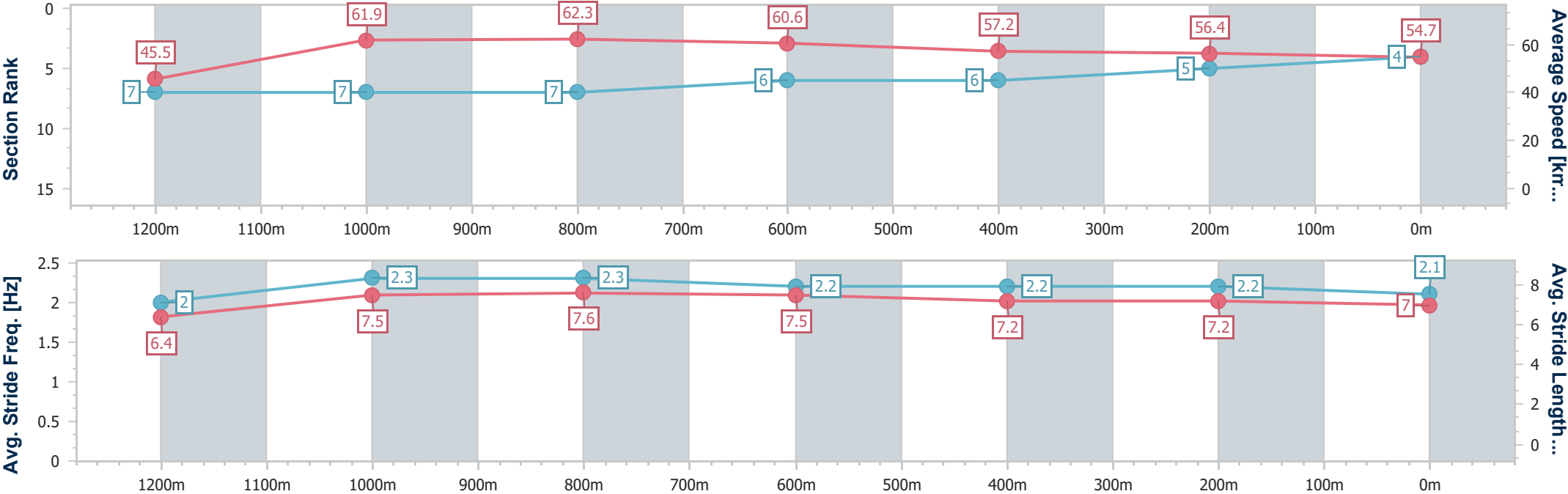
Horse/Jockey Name	Allezbec
Final Rank	4
Fastest Section Time (Section)	0:07.93 (Overall)
Top Speed [km/h] (Section)	63.6 (1200m)
Race State	Finished



Toowoomba QLD Professional
Race 2: ARMSTRONG GWM Maiden Handicap - 1300m
05 April 2025 - 13:27
Track Rating: Soft 6, Weather: Fine, Rail Position: +5m Entire



Section	Overall	1200m	1000m	800m	600m	400m	200m						
Section Times	1:23.24 [4] (0:07.93)	1:15.31 [7] (0:11.67)	1:03.64 [7] (0:11.88)	0:51.76 [7] (0:12.29)	0:39.47 [6] (0:13.14)	0:26.33 [6] (0:13.15)	0:13.18 [5]						
Average Speed [km/h]	45.5	61.9	62.3	60.6	57.2	56.4	54.7						
Top Speed [km/h]	59.0	63.6	63.3	61.9	59.2	57.3	56.9						
Avg. Dist. to Rail [m]	7.7	8.0	7.7	9.4	9.1	7.6	8.5						
Avg. Stride Freq. [Hz]	2.0	2.3	2.3	2.2	2.2	2.2	2.1						
Avg. Stride Length [m]	6.4	7.5	7.6	7.5	7.2	7.2	7.0						





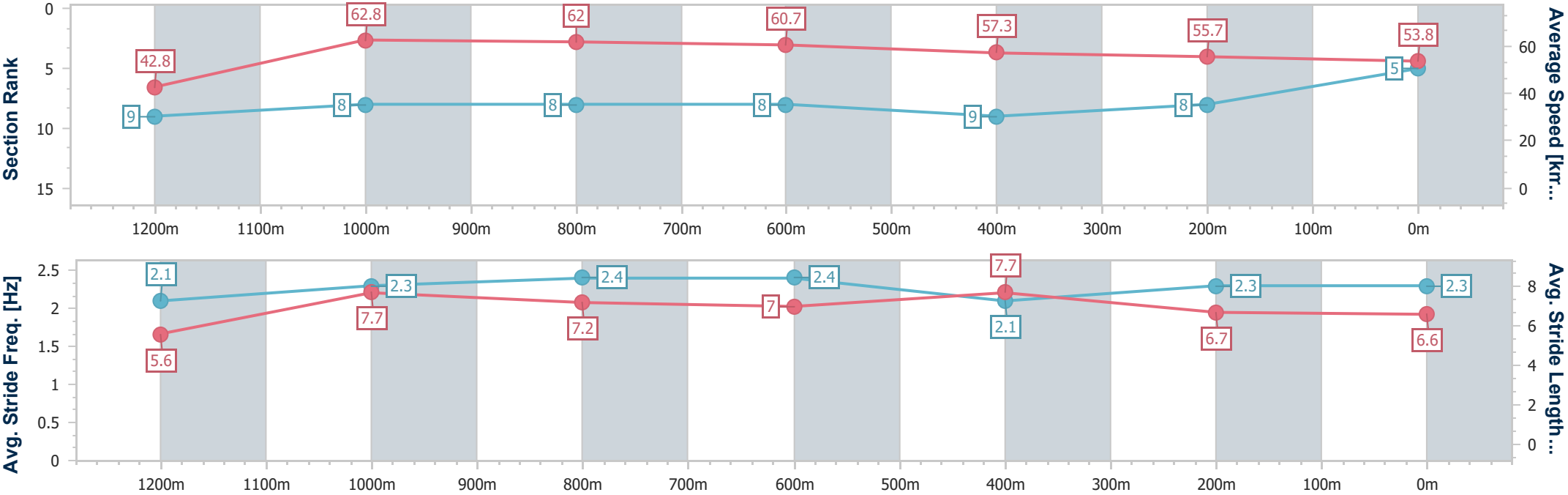
Horse/Jockey Name	Duke Of Lancaster
Final Rank	5
Fastest Section Time (Section)	0:08.44 (Overall)
Top Speed [km/h] (Section)	64.0 (1200m)
Race State	Finished



Toowoomba QLD Professional
Race 2: ARMSTRONG GWM Maiden Handicap - 1300m
05 April 2025 - 13:27
Track Rating: Soft 6, Weather: Fine, Rail Position: +5m Entire



Section	Overall	1200m	1000m	800m	600m	400m	200m						
Section Times	1:23.77 [5] (0:08.44)	1:15.33 [9] (0:11.50)	1:03.83 [8] (0:11.93)	0:51.90 [8] (0:12.22)	0:39.68 [8] (0:13.08)	0:26.60 [9] (0:13.25)	0:13.35 [8] (0:13.35)						
Average Speed [km/h]	42.8	62.8	62.0	60.7	57.3	55.7	53.8						
Top Speed [km/h]	59.8	64.0	63.7	62.1	59.2	56.7	55.0						
Avg. Dist. to Rail [m]	10.7	7.6	8.2	7.6	7.7	7.3	8.0						
Avg. Stride Freq. [Hz]	2.1	2.3	2.4	2.4	2.1	2.3	2.3						
Avg. Stride Length [m]	5.6	7.7	7.2	7.0	7.7	6.7	6.6						





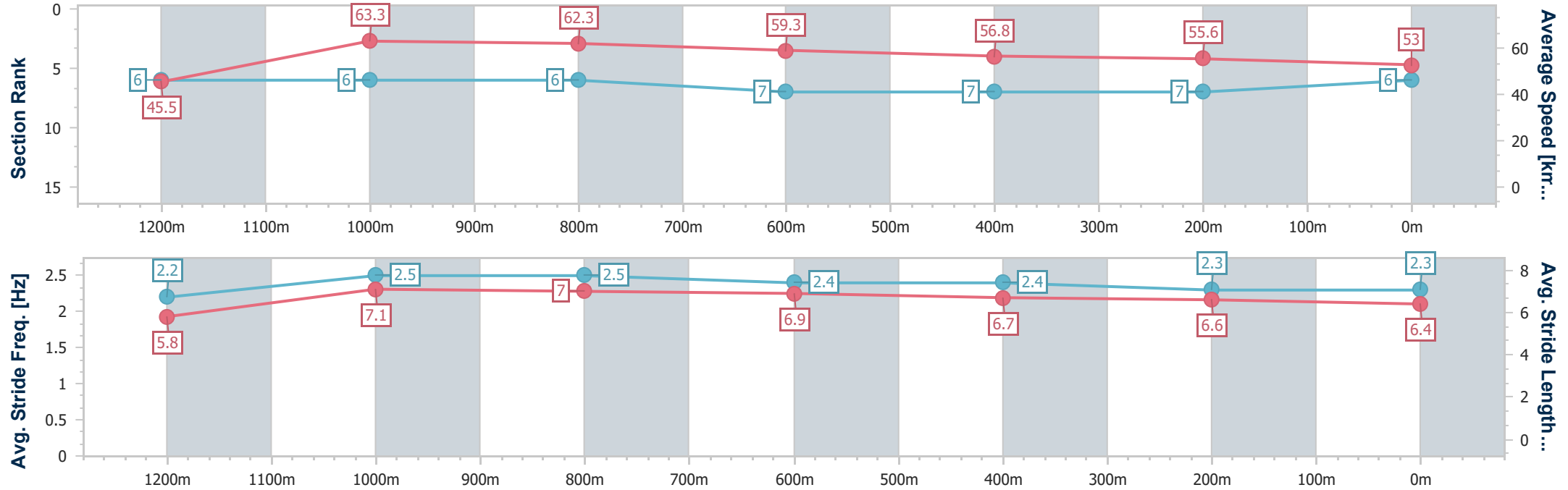
Horse/Jockey Name	Dark Red
Final Rank	6
Fastest Section Time (Section)	0:07.93 (Overall)
Top Speed [km/h] (Section)	64.8 (1200m)
Race State	Finished



Toowoomba QLD Professional
Race 2: ARMSTRONG GWM Maiden Handicap - 1300m
05 April 2025 - 13:27
Track Rating: Soft 6, Weather: Fine, Rail Position: +5m Entire



Section	Overall	1200m	1000m	800m	600m	400m	200m						
Section Times	1:23.78 [6] (0:07.93)	1:15.85 [6] (0:11.40)	1:04.45 [6] (0:11.91)	0:52.54 [6] (0:12.61)	0:39.93 [7] (0:13.10)	0:26.83 [7] (0:13.26)	0:13.57 [7]						
Average Speed [km/h]	45.5	63.3	62.3	59.3	56.8	55.6	53.0						
Top Speed [km/h]	59.7	64.8	63.7	60.1	59.0	56.7	53.3						
Avg. Dist. to Rail [m]	6.3	6.8	8.3	9.3	7.1	5.6	5.2						
Avg. Stride Freq. [Hz]	2.2	2.5	2.5	2.4	2.4	2.3	2.3						
Avg. Stride Length [m]	5.8	7.1	7.0	6.9	6.7	6.6	6.4						





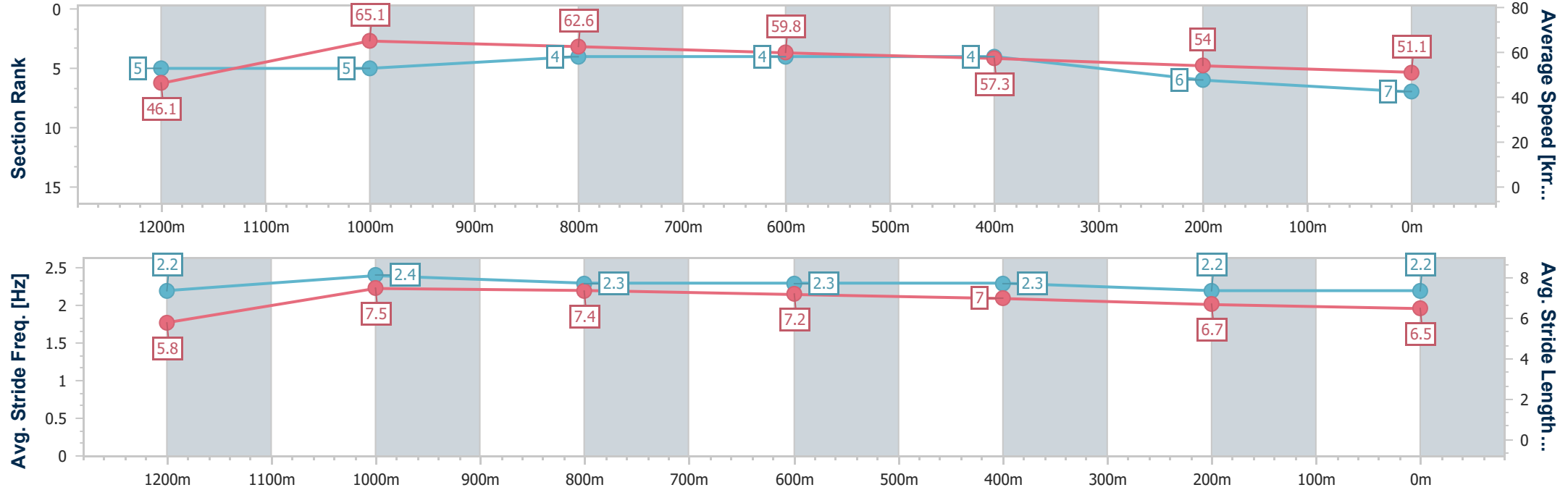
Horse/Jockey Name	My Tennessee
Final Rank	7
Fastest Section Time (Section)	0:07.81 (Overall)
Top Speed [km/h] (Section)	67.1 (1200m)
Race State	Finished



Toowoomba QLD Professional
Race 2: ARMSTRONG GWM Maiden Handicap - 1300m
05 April 2025 - 13:27
Track Rating: Soft 6, Weather: Fine, Rail Position: +5m Entire



Section	Overall	1200m	1000m	800m	600m	400m	200m						
Section Times	1:24.15 [7] (0:07.81)	1:16.34 [5] (0:11.13)	1:05.21 [5] (0:11.83)	0:53.38 [4] (0:12.51)	0:40.87 [4] (0:13.11)	0:27.76 [4] (0:13.70)	0:14.06 [6]						
Average Speed [km/h]	46.1	65.1	62.6	59.8	57.3	54.0	51.1						
Top Speed [km/h]	59.8	67.1	63.9	60.4	59.4	55.2	53.6						
Avg. Dist. to Rail [m]	10.7	8.0	7.9	10.4	8.8	6.9	8.3						
Avg. Stride Freq. [Hz]	2.2	2.4	2.3	2.3	2.3	2.2	2.2						
Avg. Stride Length [m]	5.8	7.5	7.4	7.2	7.0	6.7	6.5						





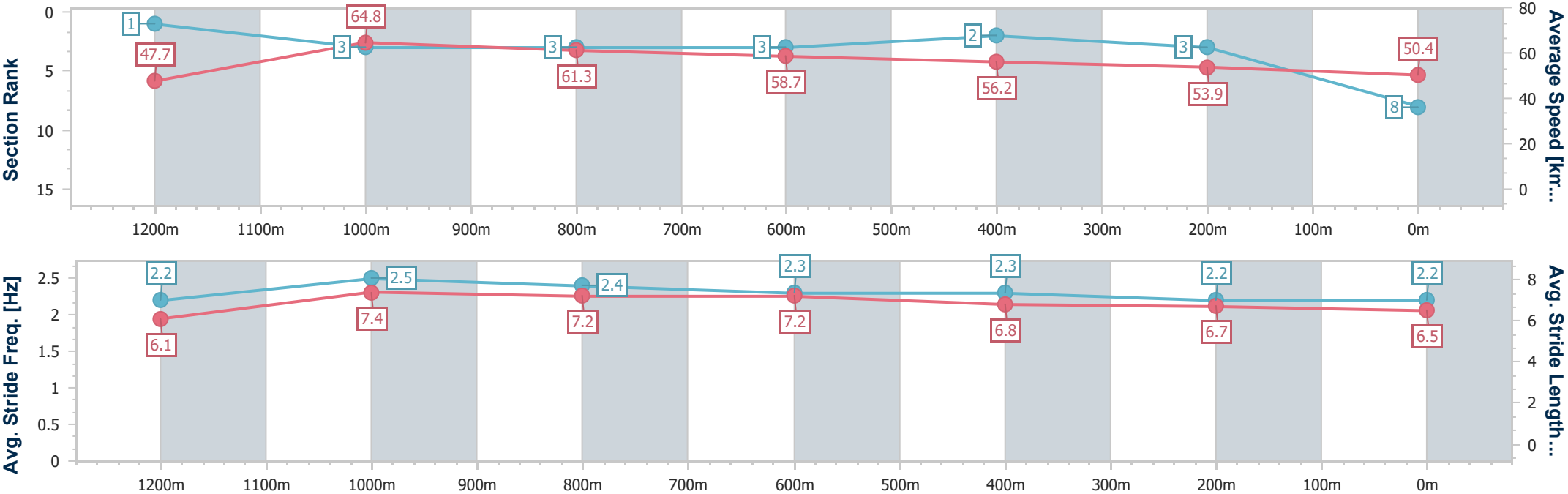
Horse/Jockey Name	Novadan
Final Rank	8
Fastest Section Time (Section)	0:07.57 (Overall)
Top Speed [km/h] (Section)	66.3 (1200m)
Race State	Finished



Toowoomba QLD Professional
Race 2: ARMSTRONG GWM Maiden Handicap - 1300m
05 April 2025 - 13:27
Track Rating: Soft 6, Weather: Fine, Rail Position: +5m Entire



Section	Overall	1200m	1000m	800m	600m	400m	200m						
Section Times	1:24.25 [8] (0:07.57)	1:16.68 [1] (0:11.14)	1:05.54 [3] (0:11.99)	0:53.55 [3] (0:12.53)	0:41.02 [3] (0:13.14)	0:27.88 [2] (0:13.59)	0:14.29 [3] (0:14.29)						
Average Speed [km/h]	47.7	64.8	61.3	58.7	56.2	53.9	50.4						
Top Speed [km/h]	61.2	66.3	64.1	59.2	58.8	55.5	52.5						
Avg. Dist. to Rail [m]	10.3	7.5	6.1	5.8	5.1	4.3	3.7						
Avg. Stride Freq. [Hz]	2.2	2.5	2.4	2.3	2.3	2.2	2.2						
Avg. Stride Length [m]	6.1	7.4	7.2	7.2	6.8	6.7	6.5						





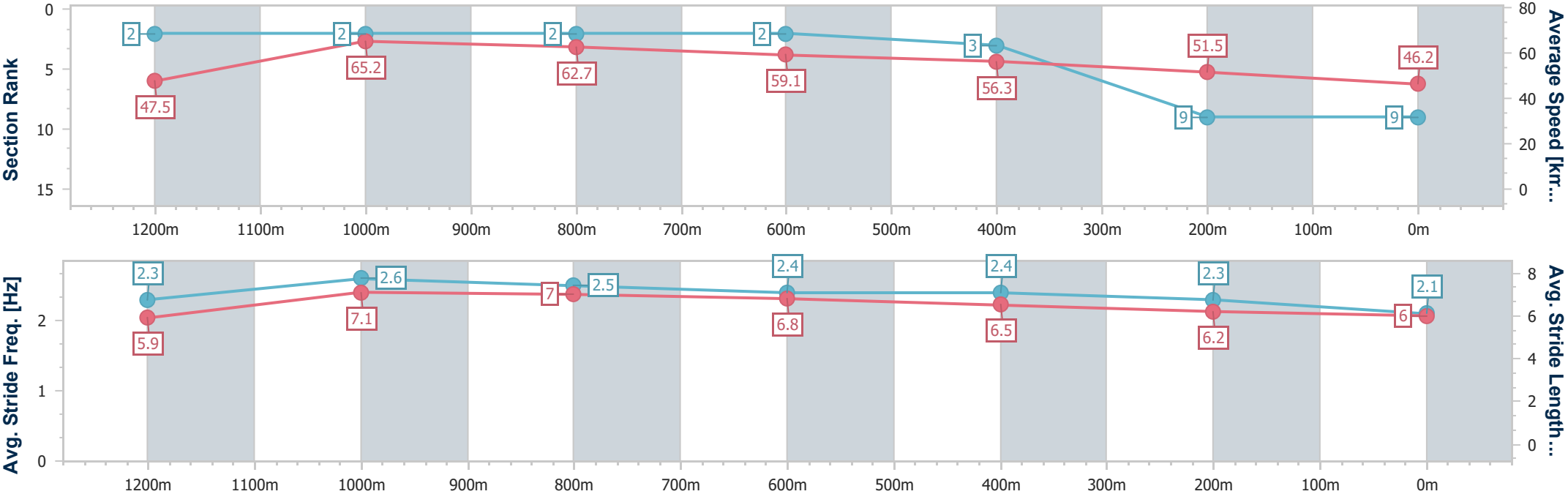
Horse/Jockey Name	Good Girl Polly
Final Rank	9
Fastest Section Time (Section)	0:07.61 (Overall)
Top Speed [km/h] (Section)	66.5 (1200m)
Race State	Finished



Toowoomba QLD Professional
Race 2: ARMSTRONG GWM Maiden Handicap - 1300m
05 April 2025 - 13:27
Track Rating: Soft 6, Weather: Fine, Rail Position: +5m Entire



Section	Overall	1200m	1000m	800m	600m	400m	200m						
Section Times	1:26.21 [9] (0:07.61)	1:18.60 [2] (0:11.08)	1:07.52 [2] (0:11.84)	0:55.68 [2] (0:12.57)	0:43.11 [2] (0:13.28)	0:29.83 [3] (0:14.29)	0:15.54 [9] (0:15.54)						
Average Speed [km/h]	47.5	65.2	62.7	59.1	56.3	51.5	46.2						
Top Speed [km/h]	61.5	66.5	65.7	60.4	58.9	53.8	49.4						
Avg. Dist. to Rail [m]	14.1	10.7	9.1	8.9	7.1	5.8	6.0						
Avg. Stride Freq. [Hz]	2.3	2.6	2.5	2.4	2.4	2.3	2.1						
Avg. Stride Length [m]	5.9	7.1	7.0	6.8	6.5	6.2	6.0						





Toowoomba QLD Professional
Race 3: BROWN FAMILY WINE GROUP QTIS Three-Year-Old
BENCHMARK 60 Handicap - 1200m
05 April 2025 - 14:02



Track Rating: Soft 6, Weather: Fine, Rail Position: +5m Entire

Section						Overall	1000m	800m	600m	400m	200m	Last 600m	
Field Times						1:14.89 (0:13.17)	1:01.72 (0:11.50)	0:50.22 (0:12.08)	0:38.14 (0:12.46)	0:25.68 (0:12.50)	0:13.18 (0:13.18)	0:38.14	
Rank	TAB	Horse/Jockey	Barrier	Top Speed [km/h]	Fastest Section							Margin	Distance Travelled [m]
1	2	COLE'S BEST	7	66.9	0:11.50	1:14.89 [1]	1:01.72 [1]	0:50.22 [1]	0:38.14 [1]	0:25.68 [1]	0:13.18 [1]	1:14.89	0:38.14
		Justin Huxtable		Overall	1000m	(0:13.17)	(0:11.50)	(0:12.08)	(0:12.46)	(0:12.50)	(0:13.18)		
2	7	BROOKLYN DAISY	1	65.0	0:11.38	1:15.47 [2]	1:01.60 [8]	0:50.22 [6]	0:38.35 [6]	0:25.65 [4]	0:12.75 [4]	3.3L	0:38.35 +14
		Anthony Allen		1000m	1000m	(0:13.87)	(0:11.38)	(0:11.87)	(0:12.70)	(0:12.90)	(0:12.75)		
3	8	YES I'M UGLY	4	65.2	0:11.41	1:15.56 [3]	1:02.09 [3]	0:50.68 [3]	0:38.68 [3]	0:25.88 [3]	0:13.16 [2]	3.8L	0:38.68 +11
		James Baker		1000m	1000m	(0:13.47)	(0:11.41)	(0:12.00)	(0:12.80)	(0:12.72)	(0:13.16)		
4	6	READY GREY	5	64.9	0:11.43	1:15.90 [4]	1:02.56 [2]	0:51.13 [2]	0:39.05 [2]	0:26.25 [2]	0:13.22 [3]	5.6L	0:39.05 +16
		Kenji Yoshida		1000m	1000m	(0:13.34)	(0:11.43)	(0:12.08)	(0:12.80)	(0:13.03)	(0:13.22)		
5	5	JUST CLIFFY	3	64.3	0:11.72	1:16.05 [5]	1:02.23 [7]	0:50.51 [8]	0:38.60 [8]	0:25.96 [6]	0:13.07 [6]	6.4L	0:38.60 +13
		Les Tilley		1000m	1000m	(0:13.82)	(0:11.72)	(0:11.91)	(0:12.64)	(0:12.89)	(0:13.07)		
6	3	REIGNING ALPHA	2	64.1	0:11.60	1:16.13 [6]	1:02.60 [5]	0:51.00 [5]	0:39.04 [5]	0:26.26 [5]	0:13.27 [5]	6.9L	0:39.04 +14
		Dylan Bennett		Overall	1000m	(0:13.53)	(0:11.60)	(0:11.96)	(0:12.78)	(0:12.99)	(0:13.27)		
7	4	SPIRIT FOX	6	65.4	0:11.61	1:16.32 [7]	1:02.51 [6]	0:50.90 [7]	0:38.92 [7]	0:26.17 [7]	0:13.31 [7]	7.9L	0:38.92 +19
		Karl Zechner		1000m	1000m	(0:13.81)	(0:11.61)	(0:11.98)	(0:12.75)	(0:12.86)	(0:13.31)		
8	10	ZOU ZOUTUKATUKIA	9	64.9	0:11.73	1:16.48 [8]	1:02.32 [9]	0:50.59 [9]	0:38.73 [9]	0:26.08 [8]	0:13.21 [8]	8.7L	0:38.73 +14
		Amy Graham		1000m	1000m	(0:14.16)	(0:11.73)	(0:11.86)	(0:12.65)	(0:12.87)	(0:13.21)		
9	9	MISHANI INVINCIBLE	8	67.4	0:11.41	1:20.81 [9]	1:07.32 [4]	0:55.91 [4]	0:43.73 [4]	0:30.30 [9]	0:15.58 [9]	34L	0:43.73 +17
		Nozi Tomizawa		1000m	1000m	(0:13.49)	(0:11.41)	(0:12.18)	(0:13.43)	(0:14.72)	(0:15.58)		

Scratched: Limahuli (#1)



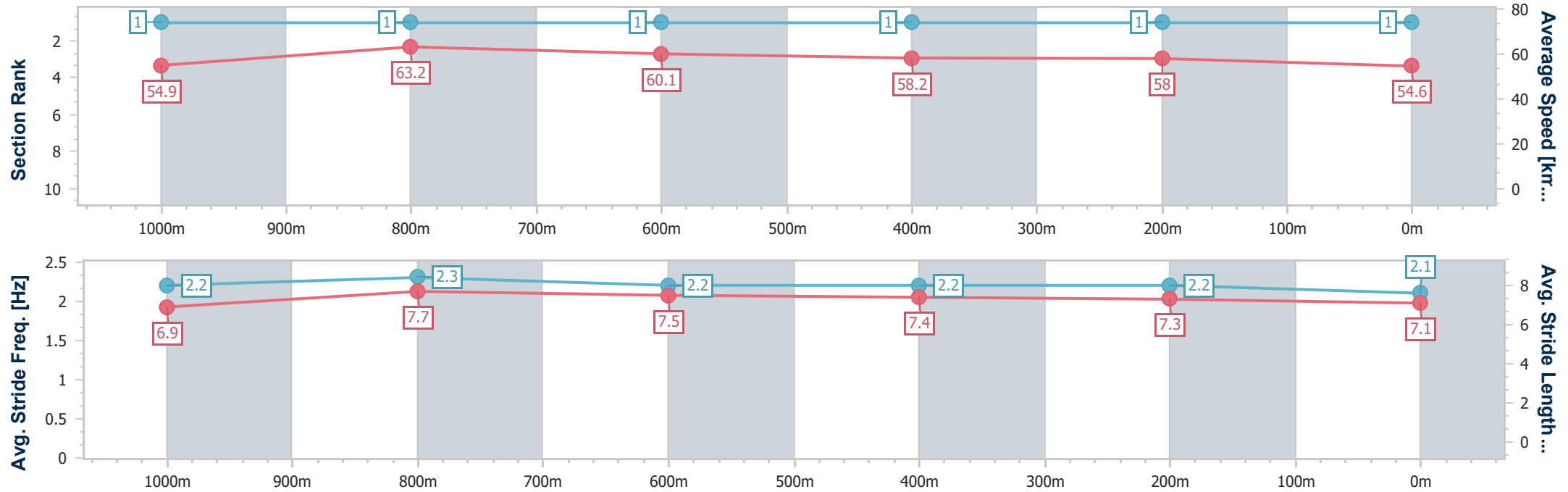
Horse/Jockey Name	Cole's Best
Final Rank	1
Fastest Section Time (Section)	0:11.50 (1000m)
Top Speed [km/h] (Section)	66.9 (Overall)
Race State	Finished



Toowoomba QLD Professional
Race 3: BROWN FAMILY WINE GROUP QTIS Three-Year-Old
BENCHMARK 60 Handicap - 1200m
05 April 2025 - 14:02
Track Rating: Soft 6, Weather: Fine, Rail Position: +5m Entire



Section	Overall	1000m	800m	600m	400m	200m							
Section Times	1:14.89 [1] (0:13.17)	1:01.72 [1] (0:11.50)	0:50.22 [1] (0:12.08)	0:38.14 [1] (0:12.46)	0:25.68 [1] (0:12.50)	0:13.18 [1] (0:13.18)							
Average Speed [km/h]	54.9	63.2	60.1	58.2	58.0	54.6							
Top Speed [km/h]	66.9	65.4	61.9	58.8	58.5	57.7							
Avg. Dist. to Rail [m]	12.0	4.2	2.1	1.0	2.7	3.0							
Avg. Stride Freq. [Hz]	2.2	2.3	2.2	2.2	2.2	2.1							
Avg. Stride Length [m]	6.9	7.7	7.5	7.4	7.3	7.1							





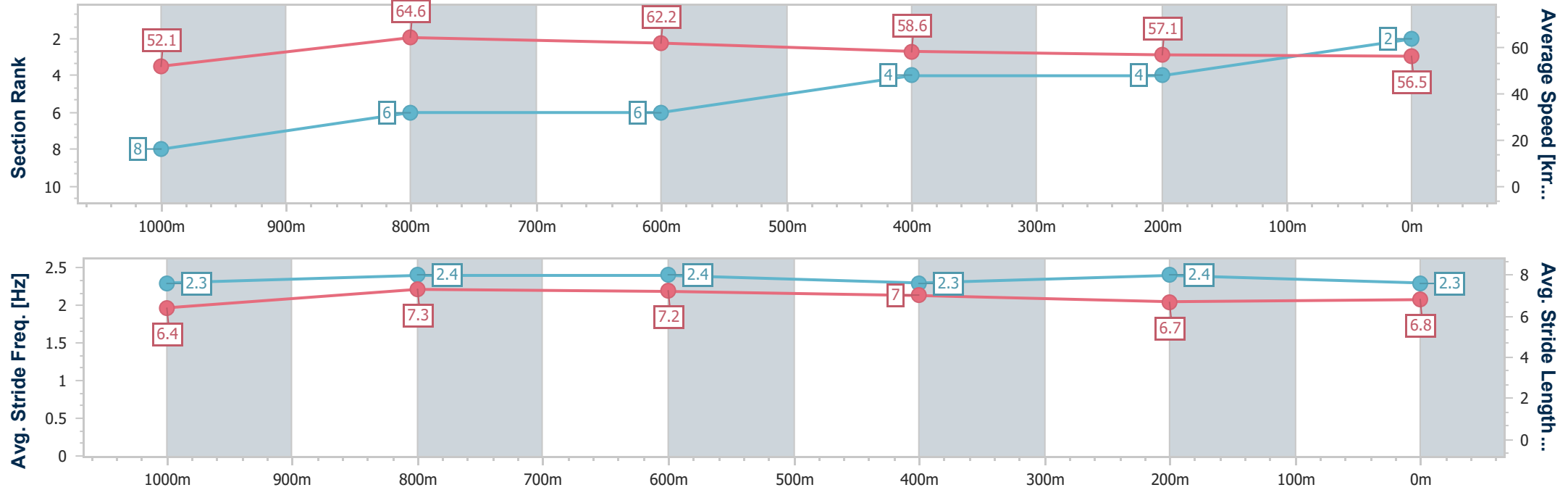
Horse/Jockey Name	Brooklyn Daisy
Final Rank	2
Fastest Section Time (Section)	0:11.38 (1000m)
Top Speed [km/h] (Section)	65.0 (1000m)
Race State	Finished



Toowoomba QLD Professional
Race 3: BROWN FAMILY WINE GROUP QTIS Three-Year-Old
BENCHMARK 60 Handicap - 1200m
05 April 2025 - 14:02
Track Rating: Soft 6, Weather: Fine, Rail Position: +5m Entire



Section	Overall	1000m	800m	600m	400m	200m								
Section Times	1:15.47 [2] (0:13.87)	1:01.60 [8] (0:11.38)	0:50.22 [6] (0:11.87)	0:38.35 [6] (0:12.70)	0:25.65 [4] (0:12.90)	0:12.75 [4] (0:12.75)								
Average Speed [km/h]	52.1	64.6	62.2	58.6	57.1	56.5								
Top Speed [km/h]	64.9	65.0	64.6	59.7	57.7	57.5								
Avg. Dist. to Rail [m]	6.6	5.7	7.2	7.0	6.7	7.1								
Avg. Stride Freq. [Hz]	2.3	2.4	2.4	2.3	2.4	2.3								
Avg. Stride Length [m]	6.4	7.3	7.2	7.0	6.7	6.8								





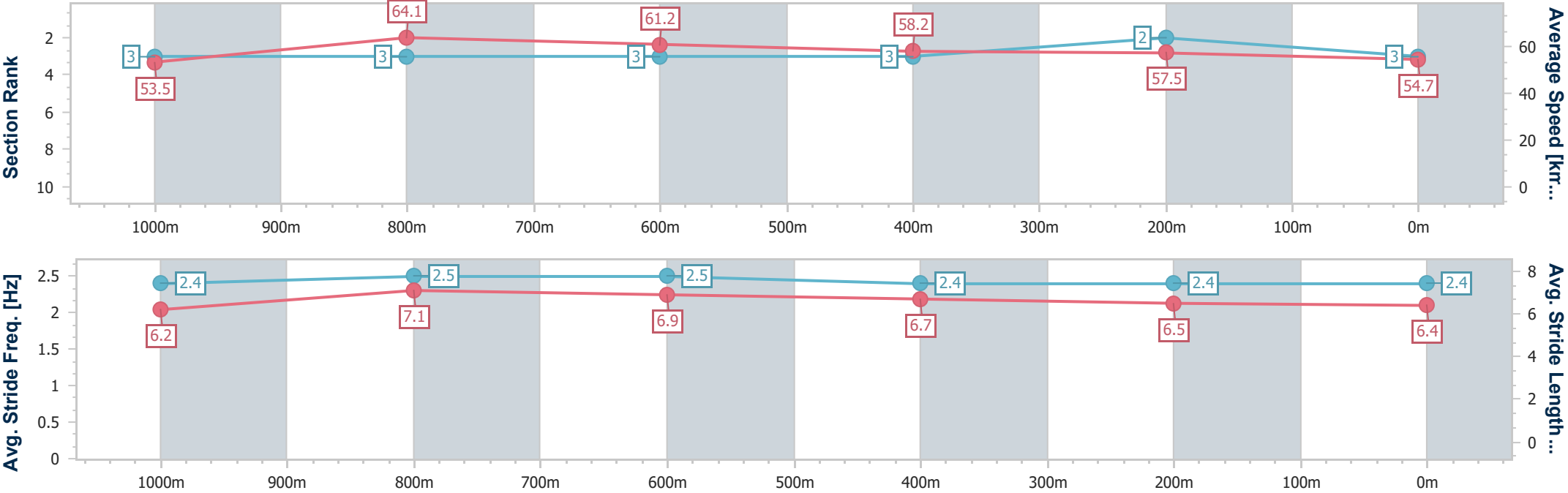
Horse/Jockey Name	Yes I'm Ugly
Final Rank	3
Fastest Section Time (Section)	0:11.41 (1000m)
Top Speed [km/h] (Section)	65.2 (1000m)
Race State	Finished



Toowoomba QLD Professional
Race 3: BROWN FAMILY WINE GROUP QTIS Three-Year-Old
BENCHMARK 60 Handicap - 1200m
05 April 2025 - 14:02
Track Rating: Soft 6, Weather: Fine, Rail Position: +5m Entire



Section	Overall	1000m	800m	600m	400m	200m								
Section Times	1:15.56 [3] (0:13.47)	1:02.09 [3] (0:11.41)	0:50.68 [3] (0:12.00)	0:38.68 [3] (0:12.80)	0:25.88 [3] (0:12.72)	0:13.16 [2] (0:13.16)								
Average Speed [km/h]	53.5	64.1	61.2	58.2	57.5	54.7								
Top Speed [km/h]	64.4	65.2	64.6	60.1	59.6	56.8								
Avg. Dist. to Rail [m]	8.3	5.2	6.0	5.8	5.3	4.7								
Avg. Stride Freq. [Hz]	2.4	2.5	2.5	2.4	2.4	2.4								
Avg. Stride Length [m]	6.2	7.1	6.9	6.7	6.5	6.4								





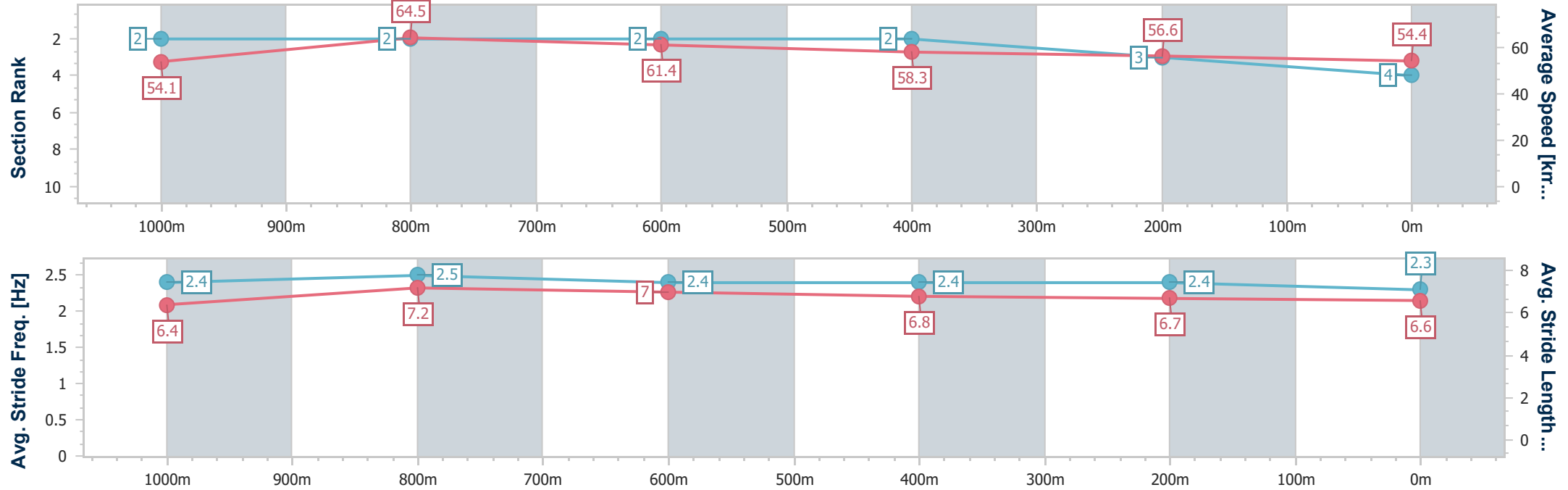
Horse/Jockey Name	Ready Grey
Final Rank	4
Fastest Section Time (Section)	0:11.43 (1000m)
Top Speed [km/h] (Section)	64.9 (1000m)
Race State	Finished



Toowoomba QLD Professional
Race 3: BROWN FAMILY WINE GROUP QTIS Three-Year-Old
BENCHMARK 60 Handicap - 1200m
05 April 2025 - 14:02
Track Rating: Soft 6, Weather: Fine, Rail Position: +5m Entire



Section	Overall	1000m	800m	600m	400m	200m							
Section Times	1:15.90 [4] (0:13.34)	1:02.56 [2] (0:11.43)	0:51.13 [2] (0:12.08)	0:39.05 [2] (0:12.80)	0:26.25 [2] (0:13.03)	0:13.22 [3] (0:13.22)							
Average Speed [km/h]	54.1	64.5	61.4	58.3	56.6	54.4							
Top Speed [km/h]	64.7	64.9	64.0	59.3	57.6	57.2							
Avg. Dist. to Rail [m]	10.6	7.4	8.1	7.2	6.3	7.6							
Avg. Stride Freq. [Hz]	2.4	2.5	2.4	2.4	2.4	2.3							
Avg. Stride Length [m]	6.4	7.2	7.0	6.8	6.7	6.6							





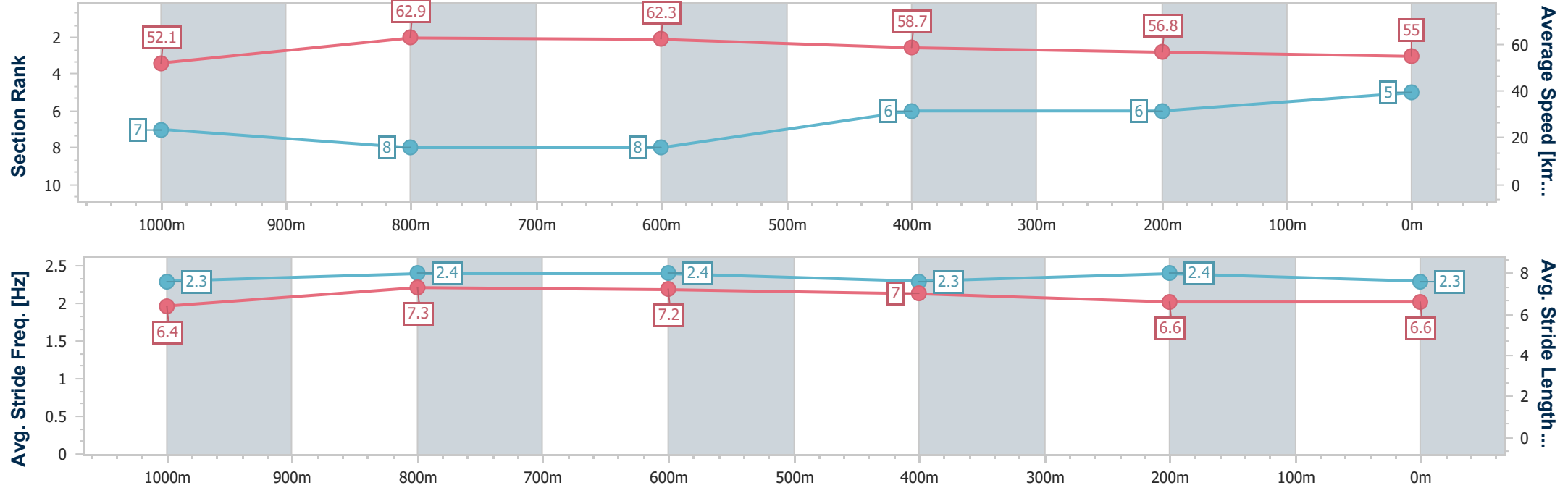
Horse/Jockey Name	Just Cliffy
Final Rank	5
Fastest Section Time (Section)	0:11.72 (1000m)
Top Speed [km/h] (Section)	64.3 (1000m)
Race State	Finished



Toowoomba QLD Professional
Race 3: BROWN FAMILY WINE GROUP QTIS Three-Year-Old
BENCHMARK 60 Handicap - 1200m
05 April 2025 - 14:02
Track Rating: Soft 6, Weather: Fine, Rail Position: +5m Entire



Section	Overall	1000m	800m	600m	400m	200m								
Section Times	1:16.05 [5] (0:13.82)	1:02.23 [7] (0:11.72)	0:50.51 [8] (0:11.91)	0:38.60 [8] (0:12.64)	0:25.96 [6] (0:12.89)	0:13.07 [6] (0:13.07)								
Average Speed [km/h]	52.1	62.9	62.3	58.7	56.8	55.0								
Top Speed [km/h]	63.2	64.3	63.9	61.8	58.7	57.7								
Avg. Dist. to Rail [m]	11.1	8.0	7.8	6.3	4.2	6.3								
Avg. Stride Freq. [Hz]	2.3	2.4	2.4	2.3	2.4	2.3								
Avg. Stride Length [m]	6.4	7.3	7.2	7.0	6.6	6.6								





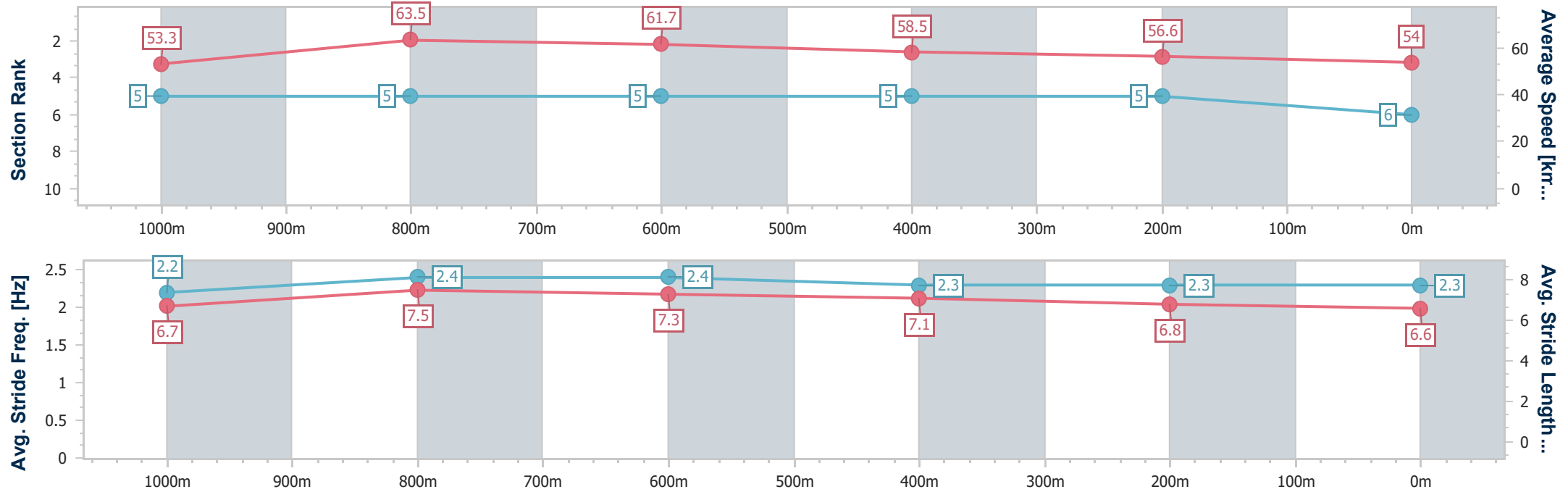
Horse/Jockey Name	Reigning Alpha
Final Rank	6
Fastest Section Time (Section)	0:11.60 (1000m)
Top Speed [km/h] (Section)	64.1 (Overall)
Race State	Finished



Toowoomba QLD Professional
Race 3: BROWN FAMILY WINE GROUP QTIS Three-Year-Old
BENCHMARK 60 Handicap - 1200m
05 April 2025 - 14:02
Track Rating: Soft 6, Weather: Fine, Rail Position: +5m Entire



Section	Overall	1000m	800m	600m	400m	200m							
Section Times	1:16.13 [6] (0:13.53)	1:02.60 [5] (0:11.60)	0:51.00 [5] (0:11.96)	0:39.04 [5] (0:12.78)	0:26.26 [5] (0:12.99)	0:13.27 [5] (0:13.27)							
Average Speed [km/h]	53.3	63.5	61.7	58.5	56.6	54.0							
Top Speed [km/h]	64.1	64.1	63.7	60.2	57.6	56.2							
Avg. Dist. to Rail [m]	9.0	6.9	7.8	6.9	6.0	8.5							
Avg. Stride Freq. [Hz]	2.2	2.4	2.4	2.3	2.3	2.3							
Avg. Stride Length [m]	6.7	7.5	7.3	7.1	6.8	6.6							





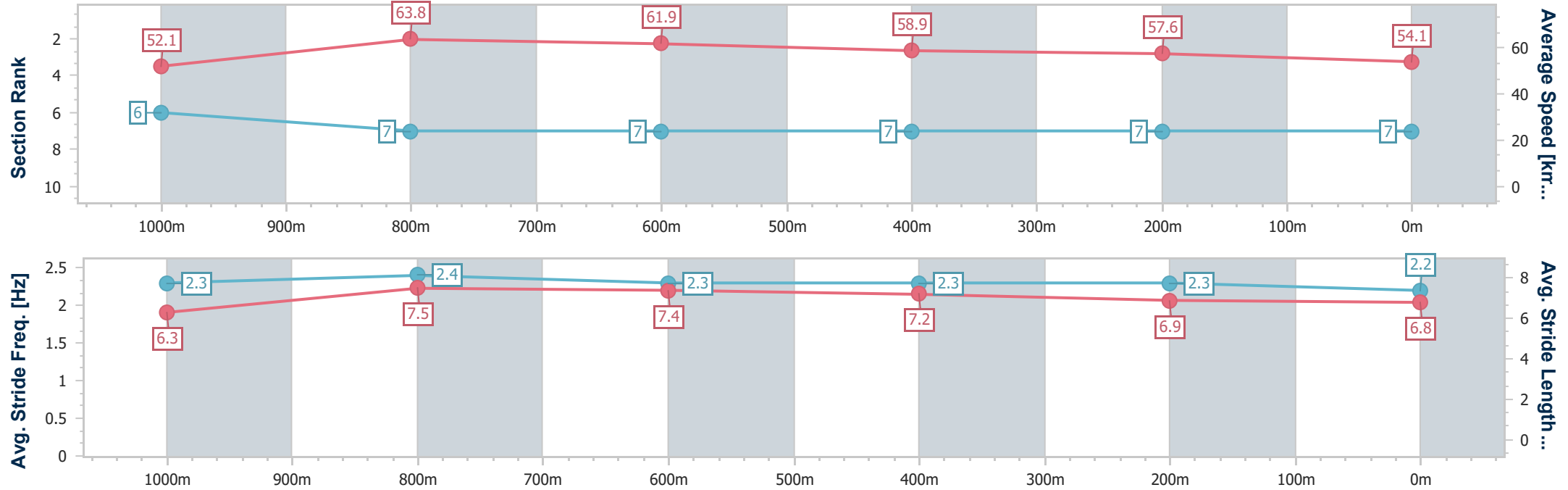
Horse/Jockey Name	Spirit Fox
Final Rank	7
Fastest Section Time (Section)	0:11.61 (1000m)
Top Speed [km/h] (Section)	65.4 (1000m)
Race State	Finished



Toowoomba QLD Professional
Race 3: BROWN FAMILY WINE GROUP QTIS Three-Year-Old
BENCHMARK 60 Handicap - 1200m
05 April 2025 - 14:02
Track Rating: Soft 6, Weather: Fine, Rail Position: +5m Entire



Section	Overall	1000m	800m	600m	400m	200m								
Section Times	1:16.32 [7] (0:13.81)	1:02.51 [6] (0:11.61)	0:50.90 [7] (0:11.98)	0:38.92 [7] (0:12.75)	0:26.17 [7] (0:12.86)	0:13.31 [7] (0:13.31)								
Average Speed [km/h]	52.1	63.8	61.9	58.9	57.6	54.1								
Top Speed [km/h]	64.9	65.4	63.0	61.0	59.1	57.2								
Avg. Dist. to Rail [m]	14.7	9.8	7.9	8.7	7.6	9.7								
Avg. Stride Freq. [Hz]	2.3	2.4	2.3	2.3	2.3	2.2								
Avg. Stride Length [m]	6.3	7.5	7.4	7.2	6.9	6.8								





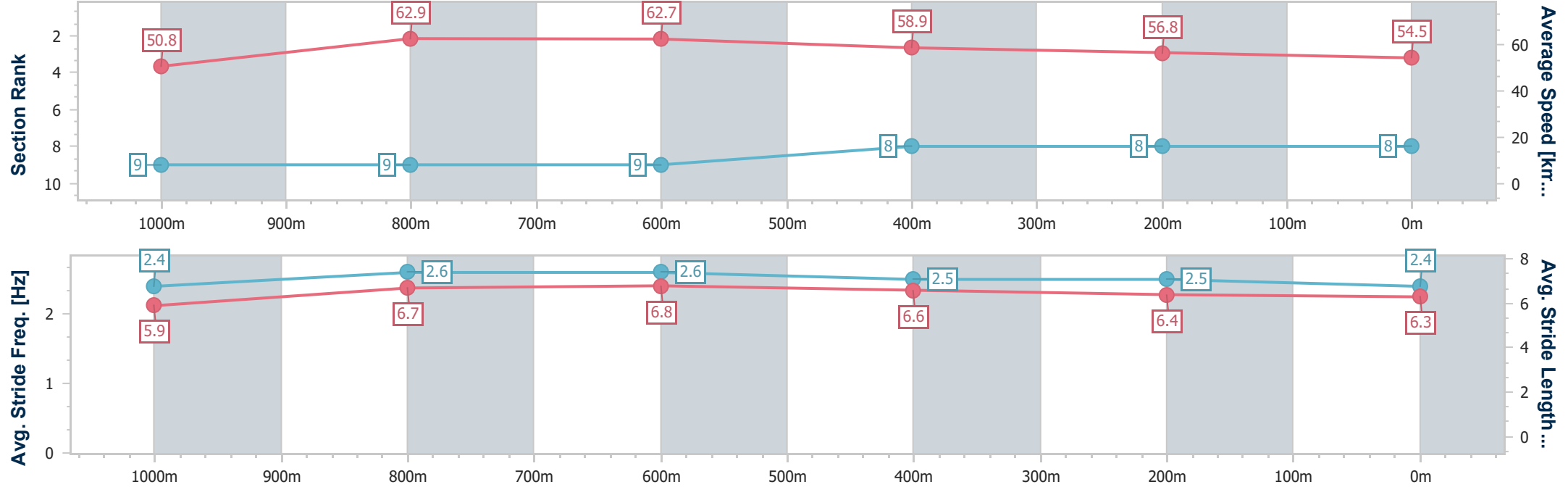
Horse/Jockey Name	Zou Zoutukatukia
Final Rank	8
Fastest Section Time (Section)	0:11.73 (1000m)
Top Speed [km/h] (Section)	64.9 (1000m)
Race State	Finished



Toowoomba QLD Professional
Race 3: BROWN FAMILY WINE GROUP QTIS Three-Year-Old
BENCHMARK 60 Handicap - 1200m
05 April 2025 - 14:02
Track Rating: Soft 6, Weather: Fine, Rail Position: +5m Entire



Section	Overall	1000m	800m	600m	400m	200m								
Section Times	1:16.48 [8] (0:14.16)	1:02.32 [9] (0:11.73)	0:50.59 [9] (0:11.86)	0:38.73 [9] (0:12.65)	0:26.08 [8] (0:12.87)	0:13.21 [8] (0:13.21)								
Average Speed [km/h]	50.8	62.9	62.7	58.9	56.8	54.5								
Top Speed [km/h]	64.9	64.9	64.8	60.6	58.6	56.0								
Avg. Dist. to Rail [m]	12.1	7.0	9.0	6.5	4.8	4.2								
Avg. Stride Freq. [Hz]	2.4	2.6	2.6	2.5	2.5	2.4								
Avg. Stride Length [m]	5.9	6.7	6.8	6.6	6.4	6.3								



- [] Ranking at each section and finish
- .-.- No data available at this section
- NA No data available



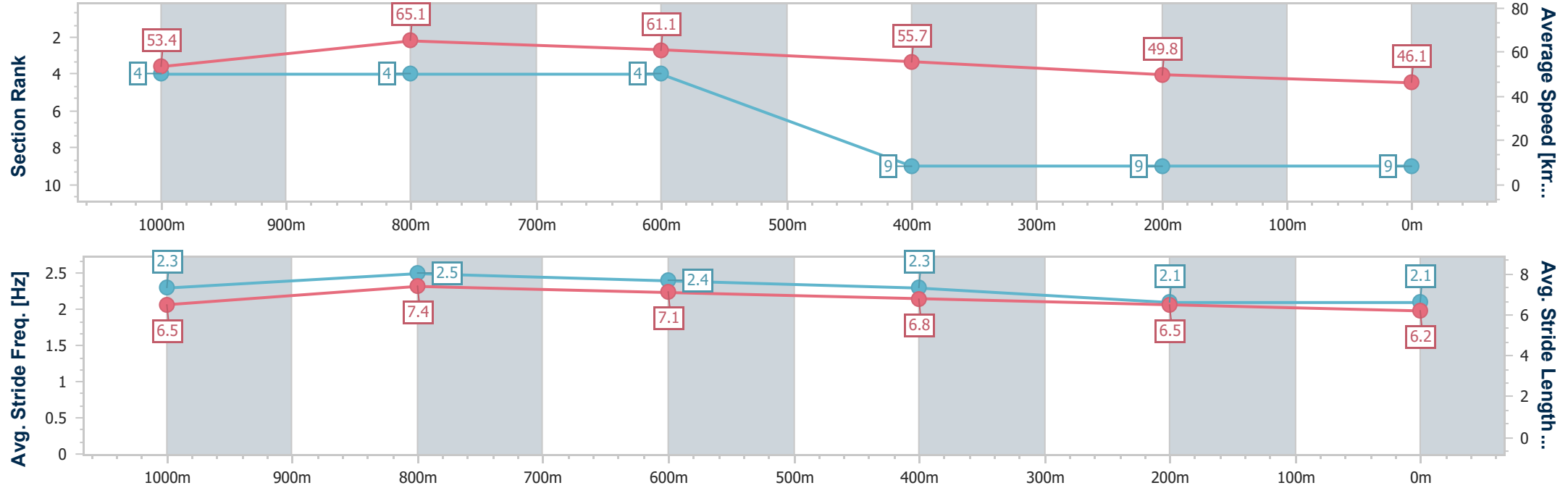
Horse/Jockey Name	Mishani Invincible
Final Rank	9
Fastest Section Time (Section)	0:11.41 (1000m)
Top Speed [km/h] (Section)	67.4 (1000m)
Race State	Finished



Toowoomba QLD Professional
Race 3: BROWN FAMILY WINE GROUP QTIS Three-Year-Old
BENCHMARK 60 Handicap - 1200m
05 April 2025 - 14:02
Track Rating: Soft 6, Weather: Fine, Rail Position: +5m Entire



Section	Overall	1000m	800m	600m	400m	200m							
Section Times	1:20.81 [9] (0:13.49)	1:07.32 [4] (0:11.41)	0:55.91 [4] (0:12.18)	0:43.73 [4] (0:13.43)	0:30.30 [9] (0:14.72)	0:15.58 [9] (0:15.58)							
Average Speed [km/h]	53.4	65.1	61.1	55.7	49.8	46.1							
Top Speed [km/h]	66.2	67.4	64.8	58.9	52.8	48.4							
Avg. Dist. to Rail [m]	14.9	10.4	8.2	7.4	5.6	4.9							
Avg. Stride Freq. [Hz]	2.3	2.5	2.4	2.3	2.1	2.1							
Avg. Stride Length [m]	6.5	7.4	7.1	6.8	6.5	6.2							





Toowoomba QLD Professional

Race 4: ENTERPRISE LEGAL BENCHMARK 58 Handicap - 1890m

05 April 2025 - 14:37



Track Rating: Soft 6, Weather: Fine, Rail Position: +5m Entire

Section						Overall	1600m	1400m	1200m	1000m	800m	600m	Last 600m		
Field Times						2:04.34 (0:21.58)	1:42.76 (0:11.56)	1:31.20 (0:12.00)	1:19.20 (0:12.45)	1:06.75 (0:13.19)	0:53.56 (0:13.24)	0:40.32 (0:13.32)	0:40.32		
Rank	TAB	Horse/Jockey	Barrier	Top Speed [km/h]	Fastest Section									Distance Travelled [m]	
1	2	SHAKE'N'BAKE	10	65.6	0:11.71	2:04.34 [1]	1:42.20 [7]	1:30.49 [7]	1:18.15 [9]	1:05.73 [9]	0:52.68 [9]	0:39.22 [9]	0:39.22		
		Kelsey Lenton		1600m	1600m	(0:22.14)	(0:11.71)	(0:12.34)	(0:12.42)	(0:13.05)	(0:13.46)	(0:12.95)			
2	8	BY BY BEAN	3	66.8	0:11.56	2:04.35 [2]	1:42.77 [1]	1:31.21 [1]	1:19.21 [1]	1:06.76 [1]	0:53.57 [1]	0:40.33 [1]	0:40.33 -18		
		Kenji Yoshida		1600m	1600m	(0:21.58)	(0:11.56)	(0:12.00)	(0:12.45)	(0:13.19)	(0:13.24)	(0:13.32)			
3	10	JORUM	2	65.0	0:11.73	2:04.53 [3]	1:42.89 [2]	1:31.16 [3]	1:18.87 [3]	1:06.48 [4]	0:53.33 [3]	0:39.97 [3]	0:39.97 -6		
		Stacey Callow		1600m	1600m	(0:21.64)	(0:11.73)	(0:12.29)	(0:12.39)	(0:13.15)	(0:13.36)	(0:13.08)			
4	9	LIZZIE'S PRIDE	1	66.1	0:11.66	2:04.70 [4]	1:42.85 [3]	1:31.19 [4]	1:19.02 [4]	1:06.69 [3]	0:53.40 [4]	0:40.06 [4]	0:40.06 -14		
		Chelsea Baker		1600m	1600m	(0:21.85)	(0:11.66)	(0:12.17)	(0:12.33)	(0:13.29)	(0:13.34)	(0:13.18)			
5	4	JETPACK VERDI	4	66.3	0:11.63	2:04.72 [5]	1:42.74 [6]	1:31.11 [5]	1:18.97 [5]	1:06.41 [6]	0:53.24 [6]	0:39.81 [6]	0:39.81 -9		
		James Baker		1600m	1600m	(0:21.98)	(0:11.63)	(0:12.14)	(0:12.56)	(0:13.17)	(0:13.43)	(0:13.34)			
6	7	ANOTHER DAZZLER	8	66.6	0:11.64	2:04.74 [6]	1:42.41 [9]	1:30.77 [9]	1:18.84 [7]	1:06.37 [7]	0:53.19 [7]	0:39.75 [8]	0:39.75 -15		
		Karl Zechner		1400m	1600m	(0:22.33)	(0:11.64)	(0:11.93)	(0:12.47)	(0:13.18)	(0:13.44)	(0:13.39)			
7	11	POT POT BOOM	5	66.8	0:11.71	2:05.06 [7]	1:43.11 [5]	1:31.40 [6]	1:19.26 [6]	1:06.79 [5]	0:53.67 [5]	0:40.37 [5]	0:40.37 -2		
		Hannah Richardson		1600m	1600m	(0:21.95)	(0:11.71)	(0:12.14)	(0:12.47)	(0:13.12)	(0:13.30)	(0:13.18)			
8	5	SEA TREASURES	9	66.6	0:11.78	2:05.40 [8]	1:43.24 [8]	1:31.46 [8]	1:19.42 [8]	1:06.87 [8]	0:53.76 [8]	0:40.43 [7]	0:40.43 -6		
		Les Tilley		1600m	1600m	(0:22.16)	(0:11.78)	(0:12.04)	(0:12.55)	(0:13.11)	(0:13.33)	(0:13.20)			
9	3	BRAVE DEEL	6	66.0	0:11.65	2:05.85 [9]	1:43.25 [10]	1:31.60 [10]	1:19.55 [10]	1:07.06 [10]	0:53.98 [10]	0:40.60 [10]	0:40.60 -13		
		Justin Huxtable		1600m	1600m	(0:22.60)	(0:11.65)	(0:12.05)	(0:12.49)	(0:13.08)	(0:13.38)	(0:13.27)			
10	1	JUMEIRAH TRIANGLE	7	67.5	0:11.34	2:07.13 [10]	1:45.22 [4]	1:33.88 [2]	1:21.72 [2]	1:09.37 [2]	0:56.13 [2]	0:42.69 [2]	0:42.69 -3		
		Liv O'Donnell		1600m	1600m	(0:21.91)	(0:11.34)	(0:12.16)	(0:12.35)	(0:13.24)	(0:13.44)	(0:13.75)			

Scratched: Smokin Match (#6), Luna Diva (#12), Winston Blue (#13)

Report Created: Sat 5 April 2025 15:01 GMT+10 (Note: Timing is based on position data)

Page 1/12

[] Ranking at each section and finish
-:-:- No data available at this section
NA No data available

SCN Saddle cloth number
DNF Did not finish
DNT Did not track

data processed by  TRIPLESDATA



Toowoomba QLD Professional

Race 4: ENTERPRISE LEGAL BENCHMARK 58 Handicap - 1890m

05 April 2025 - 14:37



Track Rating: Soft 6, Weather: Fine, Rail Position: +5m Entire

Section						400m	200m			Last 600m		
Field Times						0:27.00 (0:13.43)	0:13.57 (0:13.57)			0:40.32		
Rank	TAB	Horse/Jockey	Barrier	Top Speed [km/h]	Fastest Section			Margin			Distance Travelled [m]	
1	2	SHAKE'N'BAKE	10	65.6	0:11.71	0:26.27 [5]	0:13.32 [3]	2:04.34			0:39.22	
		Kelsey Lenton		1600m	1600m	(0:12.95)	(0:13.32)					
2	8	BY BY BEAN	3	66.8	0:11.56	0:27.01 [1]	0:13.58 [1]	0.1L			0:40.33	-18
		Kenji Yoshida		1600m	1600m	(0:13.43)	(0:13.58)					
3	10	JORUM	2	65.0	0:11.73	0:26.89 [2]	0:13.52 [2]	1.1L			0:39.97	-6
		Stacey Callow		1600m	1600m	(0:13.37)	(0:13.52)					
4	9	LIZZIE'S PRIDE	1	66.1	0:11.66	0:26.88 [3]	0:13.60 [4]	2.1L			0:40.06	-14
		Chelsea Baker		1600m	1600m	(0:13.28)	(0:13.60)					
5	4	JETPACK VERDI	4	66.3	0:11.63	0:26.47 [8]	0:13.25 [6]	2.2L			0:39.81	-9
		James Baker		1600m	1600m	(0:13.22)	(0:13.25)					
6	7	ANOTHER DAZZLER	8	66.6	0:11.64	0:26.36 [9]	0:13.11 [7]	2.3L			0:39.75	-15
		Karl Zechner		1400m	1600m	(0:13.25)	(0:13.11)					
7	11	POT POT BOOM	5	66.8	0:11.71	0:27.19 [4]	0:13.80 [5]	4.1L			0:40.37	-2
		Hannah Richardson		1600m	1600m	(0:13.39)	(0:13.80)					
8	5	SEA TREASURES	9	66.6	0:11.78	0:27.23 [6]	0:13.69 [8]	6.1L			0:40.43	-6
		Les Tilley		1600m	1600m	(0:13.54)	(0:13.69)					
9	3	BRAVE DEEL	6	66.0	0:11.65	0:27.33 [10]	0:13.85 [9]	8.6L			0:40.60	-13
		Justin Huxtable		1600m	1600m	(0:13.48)	(0:13.85)					
10	1	JUMEIRAH TRIANGLE	7	67.5	0:11.34	0:28.94 [7]	0:14.77 [10]	16.1L			0:42.69	-3
		Liv O'Donnell		1600m	1600m	(0:14.17)	(0:14.77)					

Scratched: Smokin Match (#6), Luna Diva (#12), Winston Blue (#13)

Report Created: Sat 5 April 2025 15:01 GMT+10 (Note: Timing is based on position data)

Page 2/12

[] Ranking at each section and finish
-:-:- No data available at this section
NA No data available

SCN Saddle cloth number
DNF Did not finish
DNT Did not track

data processed by  TRIPLESDATA



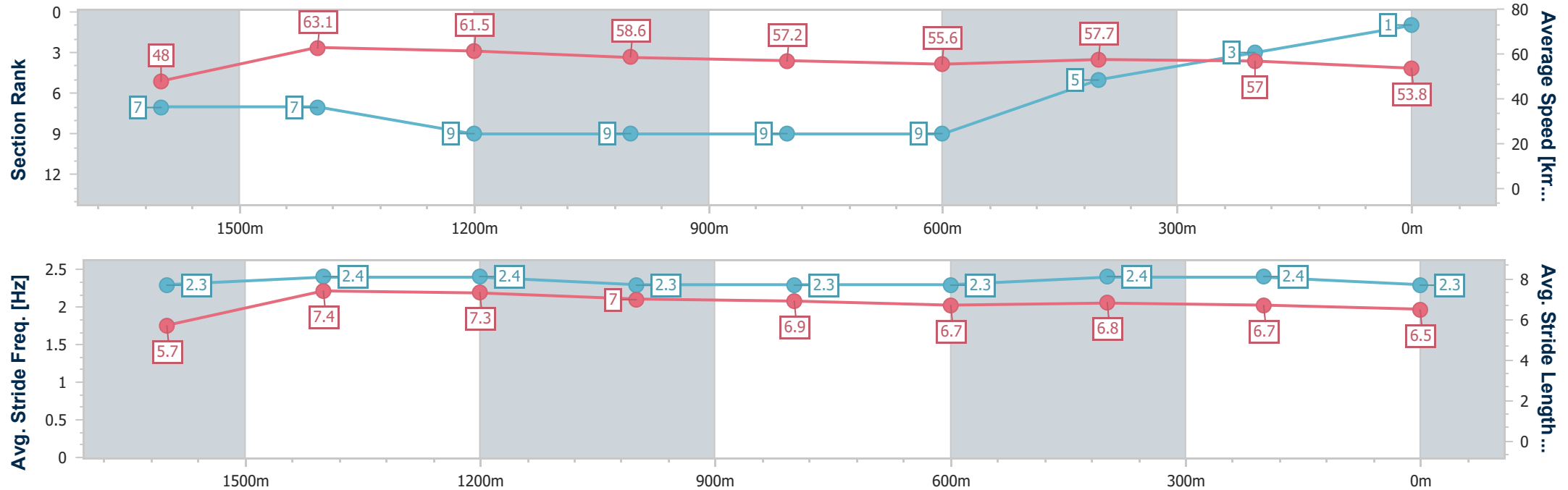
Horse/Jockey Name	Shake'n'bake
Final Rank	1
Fastest Section Time (Section)	0:11.71 (1600m)
Top Speed [km/h] (Section)	65.6 (1600m)
Race State	Finished



Toowoomba QLD Professional
Race 4: ENTERPRISE LEGAL BENCHMARK 58 Handicap - 1890m
05 April 2025 - 14:37
Track Rating: Soft 6, Weather: Fine, Rail Position: +5m Entire



Section	Overall	1600m	1400m	1200m	1000m	800m	600m	400m	200m				
Section Times	2:04.34 [1] (0:22.14)	1:42.20 [7] (0:11.71)	1:30.49 [7] (0:12.34)	1:18.15 [9] (0:12.42)	1:05.73 [9] (0:13.05)	0:52.68 [9] (0:13.46)	0:39.22 [9] (0:12.95)	0:26.27 [5] (0:12.95)	0:13.32 [3] (0:13.32)				
Average Speed [km/h]	48.0	63.1	61.5	58.6	57.2	55.6	57.7	57.0	53.8				
Top Speed [km/h]	62.9	65.6	64.8	60.0	57.7	57.4	59.6	58.3	55.6				
Avg. Dist. to Rail [m]	11.5	7.3	9.4	10.8	10.1	10.1	7.5	7.3	8.6				
Avg. Stride Freq. [Hz]	2.3	2.4	2.4	2.3	2.3	2.3	2.4	2.4	2.3				
Avg. Stride Length [m]	5.7	7.4	7.3	7.0	6.9	6.7	6.8	6.7	6.5				





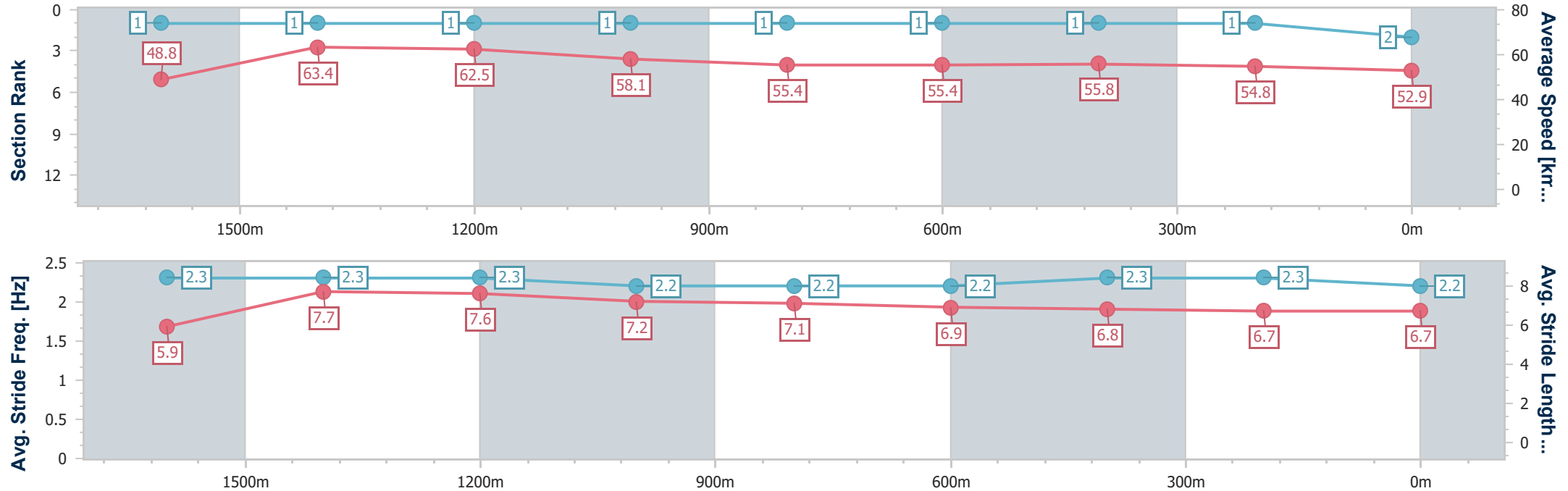
Horse/Jockey Name	By By Bean
Final Rank	2
Fastest Section Time (Section)	0:11.56 (1600m)
Top Speed [km/h] (Section)	66.8 (1600m)
Race State	Finished



Toowoomba QLD Professional
Race 4: ENTERPRISE LEGAL BENCHMARK 58 Handicap - 1890m
05 April 2025 - 14:37
Track Rating: Soft 6, Weather: Fine, Rail Position: +5m Entire



Section	Overall	1600m	1400m	1200m	1000m	800m	600m	400m	200m				
Section Times	2:04.35 [2] (0:21.58)	1:42.77 [1] (0:11.56)	1:31.21 [1] (0:12.00)	1:19.21 [1] (0:12.45)	1:06.76 [1] (0:13.19)	0:53.57 [1] (0:13.24)	0:40.33 [1] (0:13.32)	0:27.01 [1] (0:13.43)	0:13.58 [1] (0:13.58)				
Average Speed [km/h]	48.8	63.4	62.5	58.1	55.4	55.4	55.8	54.8	52.9				
Top Speed [km/h]	64.4	66.8	66.7	59.6	56.2	57.2	57.2	56.3	54.5				
Avg. Dist. to Rail [m]	7.2	5.2	7.3	6.9	4.7	5.1	6.2	5.0	3.6				
Avg. Stride Freq. [Hz]	2.3	2.3	2.3	2.2	2.2	2.2	2.3	2.3	2.2				
Avg. Stride Length [m]	5.9	7.7	7.6	7.2	7.1	6.9	6.8	6.7	6.7				





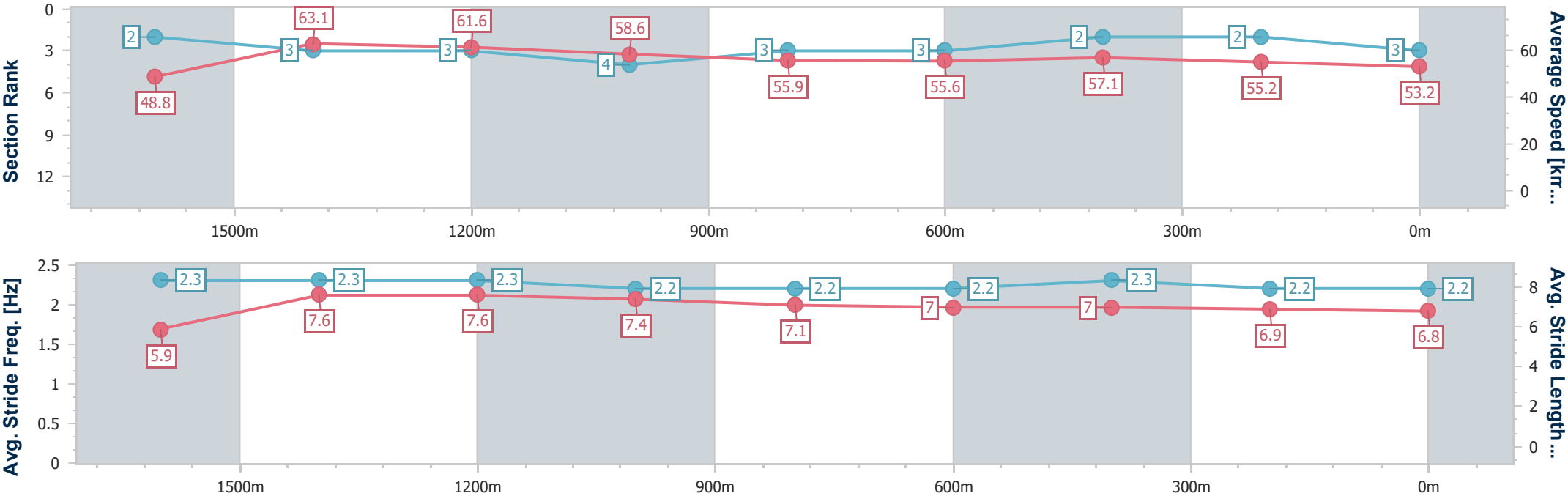
Horse/Jockey Name	Jorum
Final Rank	3
Fastest Section Time (Section)	0:11.73 (1600m)
Top Speed [km/h] (Section)	65.0 (1600m)
Race State	Finished



Toowoomba QLD Professional
Race 4: ENTERPRISE LEGAL BENCHMARK 58 Handicap - 1890m
05 April 2025 - 14:37
Track Rating: Soft 6, Weather: Fine, Rail Position: +5m Entire



Section	Overall	1600m	1400m	1200m	1000m	800m	600m	400m	200m				
Section Times	2:04.53 [3] (0:21.64)	1:42.89 [2] (0:11.73)	1:31.16 [3] (0:12.29)	1:18.87 [3] (0:12.39)	1:06.48 [4] (0:13.15)	0:53.33 [3] (0:13.36)	0:39.97 [3] (0:13.08)	0:26.89 [2] (0:13.37)	0:13.52 [2] (0:13.52)				
Average Speed [km/h]	48.8	63.1	61.6	58.6	55.9	55.6	57.1	55.2	53.2				
Top Speed [km/h]	63.1	65.0	63.9	59.9	56.9	57.7	58.6	56.7	54.3				
Avg. Dist. to Rail [m]	7.7	7.5	8.4	8.8	7.0	8.3	7.2	7.4	8.4				
Avg. Stride Freq. [Hz]	2.3	2.3	2.3	2.2	2.2	2.2	2.3	2.2	2.2				
Avg. Stride Length [m]	5.9	7.6	7.6	7.4	7.1	7.0	7.0	6.9	6.8				





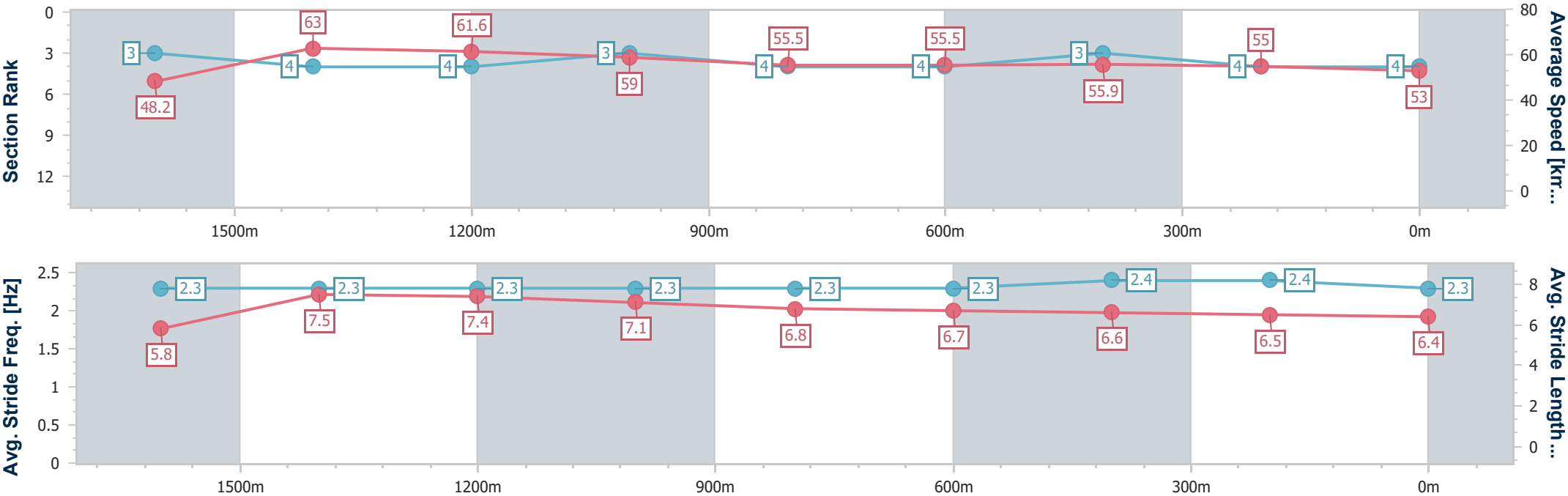
Horse/Jockey Name	Lizzie's Pride
Final Rank	4
Fastest Section Time (Section)	0:11.66 (1600m)
Top Speed [km/h] (Section)	66.1 (1600m)
Race State	Finished



Toowoomba QLD Professional
Race 4: ENTERPRISE LEGAL BENCHMARK 58 Handicap - 1890m
05 April 2025 - 14:37
Track Rating: Soft 6, Weather: Fine, Rail Position: +5m Entire



Section	Overall	1600m	1400m	1200m	1000m	800m	600m	400m	200m				
Section Times	2:04.70 [4] (0:21.85)	1:42.85 [3] (0:11.66)	1:31.19 [4] (0:12.17)	1:19.02 [4] (0:12.33)	1:06.69 [3] (0:13.29)	0:53.40 [4] (0:13.34)	0:40.06 [4] (0:13.18)	0:26.88 [3] (0:13.28)	0:13.60 [4] (0:13.60)				
Average Speed [km/h]	48.2	63.0	61.6	59.0	55.5	55.5	55.9	55.0	53.0				
Top Speed [km/h]	62.8	66.1	63.7	60.6	56.5	57.6	57.3	56.0	54.4				
Avg. Dist. to Rail [m]	7.0	5.6	7.4	9.5	8.3	6.5	4.7	4.8	5.4				
Avg. Stride Freq. [Hz]	2.3	2.3	2.3	2.3	2.3	2.3	2.4	2.4	2.3				
Avg. Stride Length [m]	5.8	7.5	7.4	7.1	6.8	6.7	6.6	6.5	6.4				





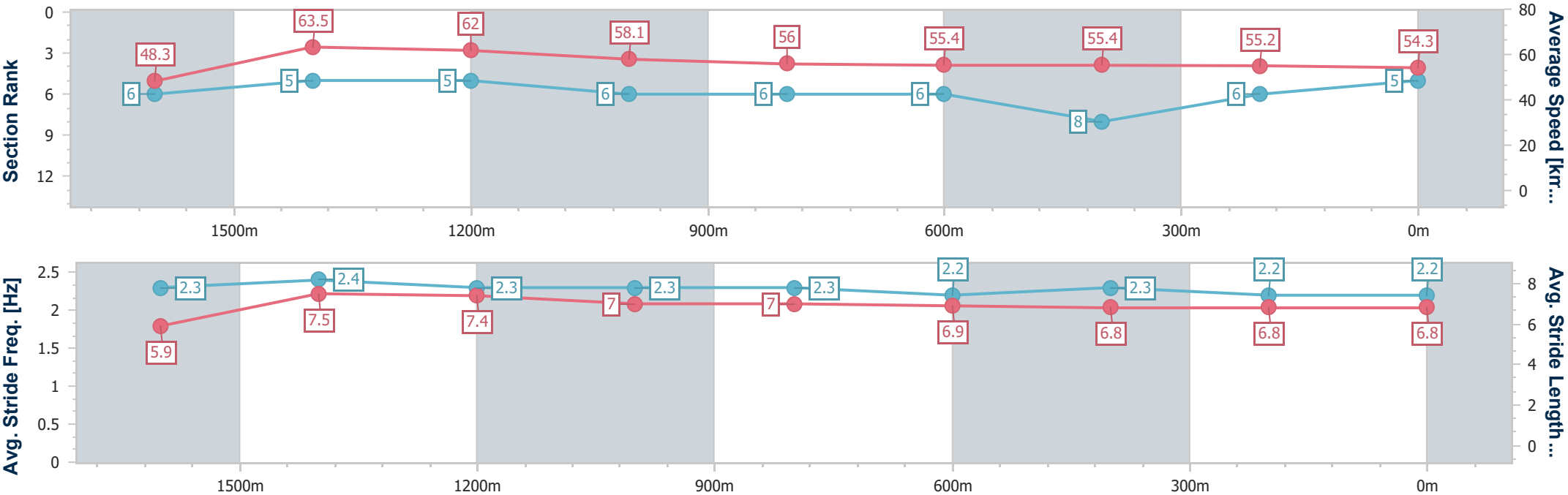
Horse/Jockey Name	Jetpack Verdi
Final Rank	5
Fastest Section Time (Section)	0:11.63 (1600m)
Top Speed [km/h] (Section)	66.3 (1600m)
Race State	Finished



Toowoomba QLD Professional
Race 4: ENTERPRISE LEGAL BENCHMARK 58 Handicap - 1890m
05 April 2025 - 14:37
Track Rating: Soft 6, Weather: Fine, Rail Position: +5m Entire



Section	Overall	1600m	1400m	1200m	1000m	800m	600m	400m	200m				
Section Times	2:04.72 [5] (0:21.98)	1:42.74 [6] (0:11.63)	1:31.11 [5] (0:12.14)	1:18.97 [5] (0:12.56)	1:06.41 [6] (0:13.17)	0:53.24 [6] (0:13.43)	0:39.81 [6] (0:13.34)	0:26.47 [8] (0:13.22)	0:13.25 [6] (0:13.25)				
Average Speed [km/h]	48.3	63.5	62.0	58.1	56.0	55.4	55.4	55.2	54.3				
Top Speed [km/h]	63.6	66.3	66.1	59.5	57.7	56.7	57.2	56.7	55.6				
Avg. Dist. to Rail [m]	9.2	6.9	8.2	9.9	7.5	8.5	5.4	3.9	3.8				
Avg. Stride Freq. [Hz]	2.3	2.4	2.3	2.3	2.3	2.2	2.3	2.2	2.2				
Avg. Stride Length [m]	5.9	7.5	7.4	7.0	7.0	6.9	6.8	6.8	6.8				





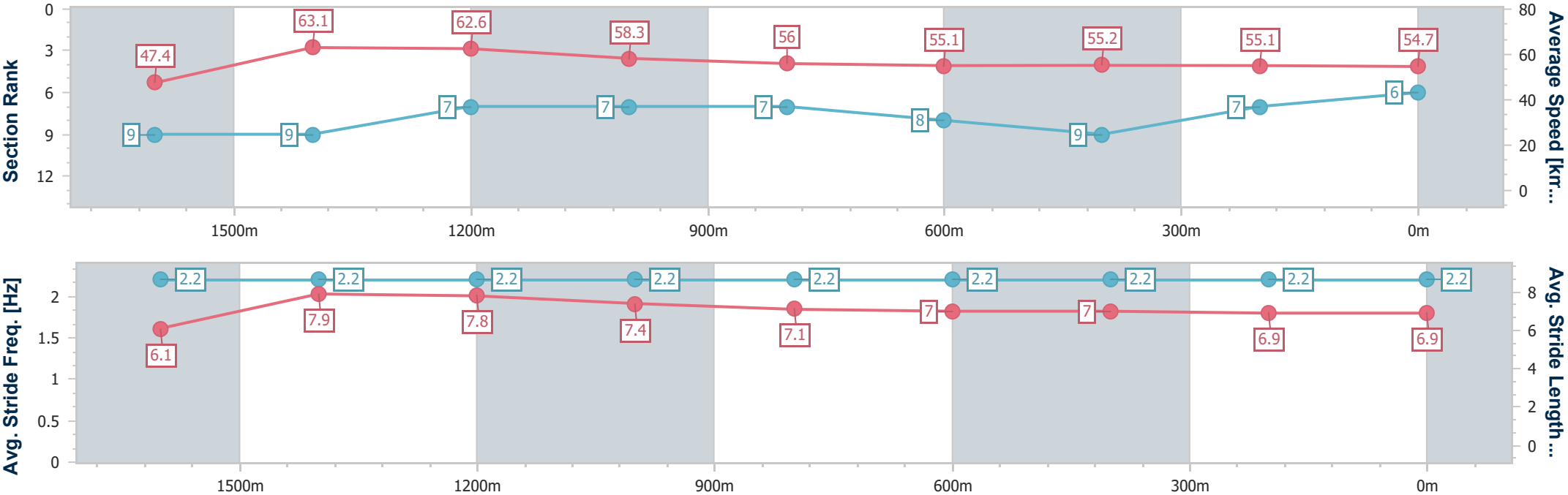
Horse/Jockey Name	Another Dazzler
Final Rank	6
Fastest Section Time (Section)	0:11.64 (1600m)
Top Speed [km/h] (Section)	66.6 (1400m)
Race State	Finished



Toowoomba QLD Professional
Race 4: ENTERPRISE LEGAL BENCHMARK 58 Handicap - 1890m
05 April 2025 - 14:37
Track Rating: Soft 6, Weather: Fine, Rail Position: +5m Entire



Section	Overall	1600m	1400m	1200m	1000m	800m	600m	400m	200m				
Section Times	2:04.74 [6] (0:22.33)	1:42.41 [9] (0:11.64)	1:30.77 [9] (0:11.93)	1:18.84 [7] (0:12.47)	1:06.37 [7] (0:13.18)	0:53.19 [7] (0:13.44)	0:39.75 [8] (0:13.39)	0:26.36 [9] (0:13.25)	0:13.11 [7] (0:13.11)				
Average Speed [km/h]	47.4	63.1	62.6	58.3	56.0	55.1	55.2	55.1	54.7				
Top Speed [km/h]	64.1	66.1	66.6	59.8	57.5	57.8	57.9	55.8	55.8				
Avg. Dist. to Rail [m]	9.8	5.6	7.2	7.7	7.0	7.5	6.0	4.7	6.1				
Avg. Stride Freq. [Hz]	2.2	2.2	2.2	2.2	2.2	2.2	2.2	2.2	2.2				
Avg. Stride Length [m]	6.1	7.9	7.8	7.4	7.1	7.0	7.0	6.9	6.9				





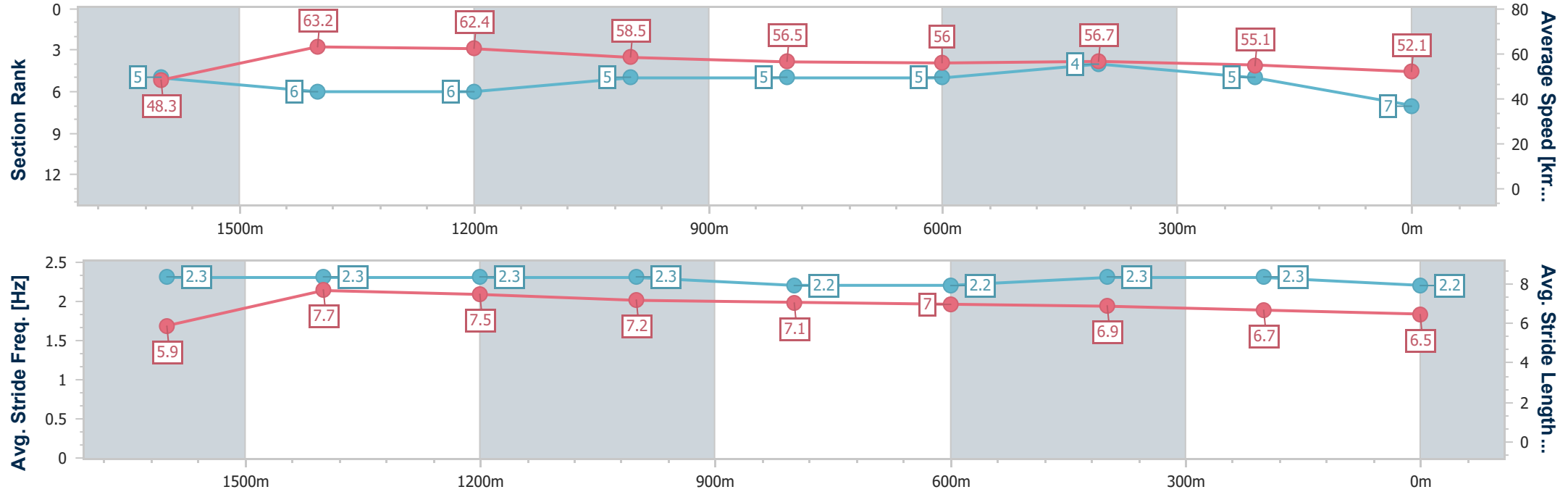
Horse/Jockey Name	Pot Pot Boom
Final Rank	7
Fastest Section Time (Section)	0:11.71 (1600m)
Top Speed [km/h] (Section)	66.8 (1600m)
Race State	Finished



Toowoomba QLD Professional
Race 4: ENTERPRISE LEGAL BENCHMARK 58 Handicap - 1890m
05 April 2025 - 14:37
Track Rating: Soft 6, Weather: Fine, Rail Position: +5m Entire



Section	Overall	1600m	1400m	1200m	1000m	800m	600m	400m	200m				
Section Times	2:05.06 [7] (0:21.95)	1:43.11 [5] (0:11.71)	1:31.40 [6] (0:12.14)	1:19.26 [6] (0:12.47)	1:06.79 [5] (0:13.12)	0:53.67 [5] (0:13.30)	0:40.37 [5] (0:13.18)	0:27.19 [4] (0:13.39)	0:13.80 [5] (0:13.80)				
Average Speed [km/h]	48.3	63.2	62.4	58.5	56.5	56.0	56.7	55.1	52.1				
Top Speed [km/h]	63.2	66.8	65.0	59.7	57.3	57.5	57.9	56.4	53.7				
Avg. Dist. to Rail [m]	9.6	6.9	9.2	10.6	9.3	8.8	7.8	6.3	7.4				
Avg. Stride Freq. [Hz]	2.3	2.3	2.3	2.3	2.2	2.2	2.3	2.3	2.2				
Avg. Stride Length [m]	5.9	7.7	7.5	7.2	7.1	7.0	6.9	6.7	6.5				





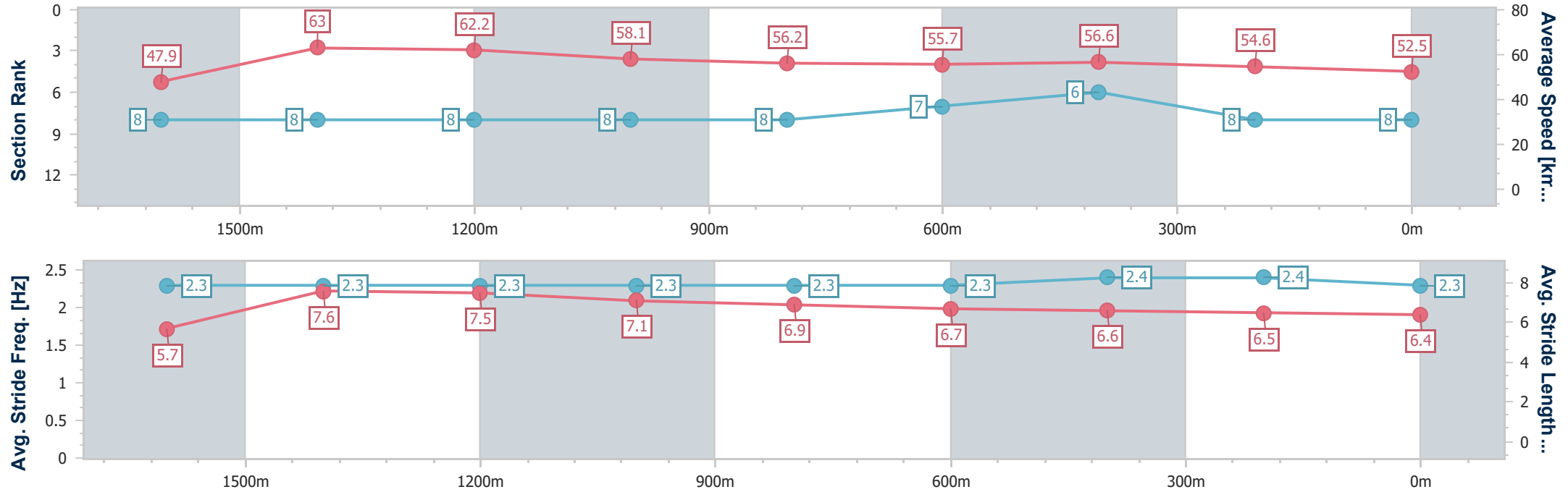
Horse/Jockey Name	Sea Treasures
Final Rank	8
Fastest Section Time (Section)	0:11.78 (1600m)
Top Speed [km/h] (Section)	66.6 (1600m)
Race State	Finished



Toowoomba QLD Professional
Race 4: ENTERPRISE LEGAL BENCHMARK 58 Handicap - 1890m
05 April 2025 - 14:37
Track Rating: Soft 6, Weather: Fine, Rail Position: +5m Entire



Section	Overall	1600m	1400m	1200m	1000m	800m	600m	400m	200m				
Section Times	2:05.40 [8] (0:22.16)	1:43.24 [8] (0:11.78)	1:31.46 [8] (0:12.04)	1:19.42 [8] (0:12.55)	1:06.87 [8] (0:13.11)	0:53.76 [8] (0:13.33)	0:40.43 [7] (0:13.20)	0:27.23 [6] (0:13.54)	0:13.69 [8] (0:13.69)				
Average Speed [km/h]	47.9	63.0	62.2	58.1	56.2	55.7	56.6	54.6	52.5				
Top Speed [km/h]	62.3	66.6	66.2	59.4	58.6	57.0	57.8	56.0	54.1				
Avg. Dist. to Rail [m]	10.1	7.4	7.8	8.6	7.6	8.2	7.3	7.2	9.0				
Avg. Stride Freq. [Hz]	2.3	2.3	2.3	2.3	2.3	2.3	2.4	2.4	2.3				
Avg. Stride Length [m]	5.7	7.6	7.5	7.1	6.9	6.7	6.6	6.5	6.4				





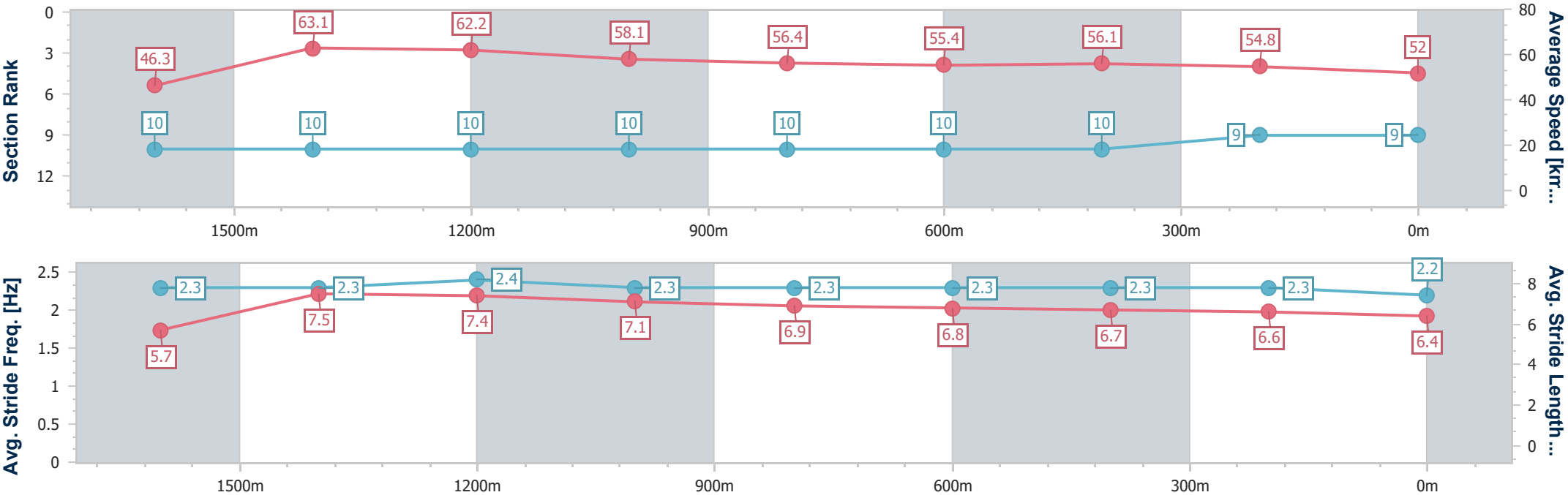
Horse/Jockey Name	Brave Deel
Final Rank	9
Fastest Section Time (Section)	0:11.65 (1600m)
Top Speed [km/h] (Section)	66.0 (1600m)
Race State	Finished



Toowoomba QLD Professional
Race 4: ENTERPRISE LEGAL BENCHMARK 58 Handicap - 1890m
05 April 2025 - 14:37
Track Rating: Soft 6, Weather: Fine, Rail Position: +5m Entire



Section	Overall	1600m	1400m	1200m	1000m	800m	600m	400m	200m				
Section Times	2:05.85 [9] (0:22.60)	1:43.25 [10] (0:11.65)	1:31.60 [10] (0:12.05)	1:19.55 [10] (0:12.49)	1:07.06 [10] (0:13.08)	0:53.98 [10] (0:13.38)	0:40.60 [10] (0:13.27)	0:27.33 [10] (0:13.48)	0:13.85 [9] (0:13.85)				
Average Speed [km/h]	46.3	63.1	62.2	58.1	56.4	55.4	56.1	54.8	52.0				
Top Speed [km/h]	63.7	66.0	65.5	60.4	58.4	58.0	58.9	55.3	54.3				
Avg. Dist. to Rail [m]	7.1	5.0	7.5	8.0	6.9	8.1	7.2	6.8	9.4				
Avg. Stride Freq. [Hz]	2.3	2.3	2.4	2.3	2.3	2.3	2.3	2.3	2.2				
Avg. Stride Length [m]	5.7	7.5	7.4	7.1	6.9	6.8	6.7	6.6	6.4				





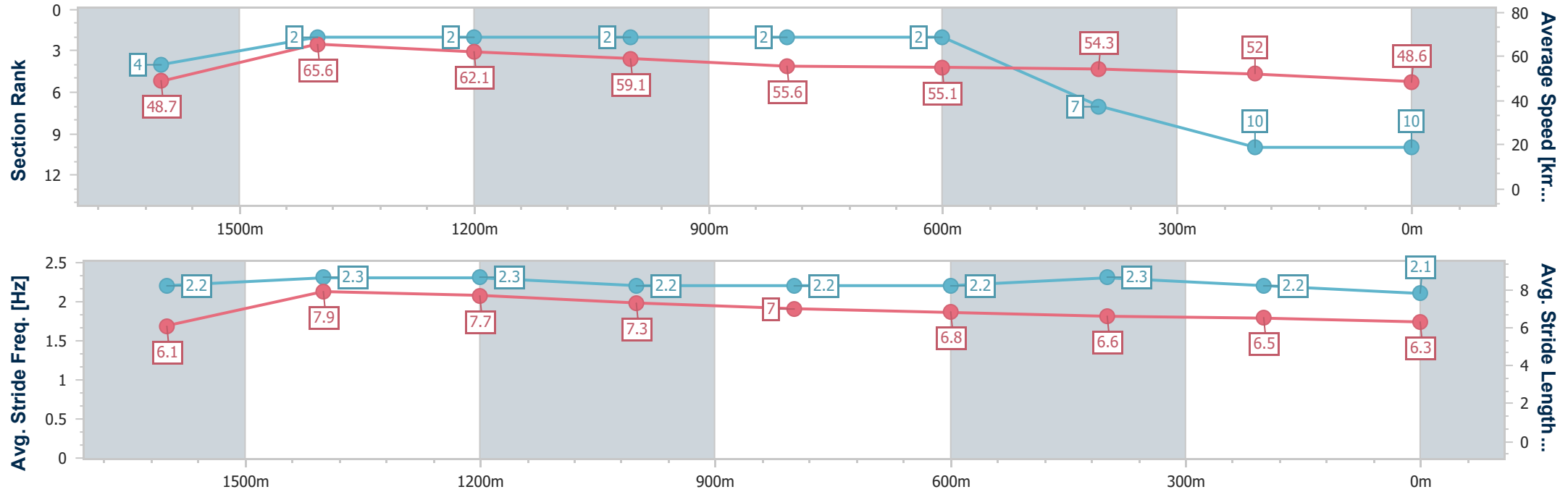
Horse/Jockey Name	Jumeirah Triangle
Final Rank	10
Fastest Section Time (Section)	0:11.34 (1600m)
Top Speed [km/h] (Section)	67.5 (1600m)
Race State	Finished



Toowoomba QLD Professional
Race 4: ENTERPRISE LEGAL BENCHMARK 58 Handicap - 1890m
05 April 2025 - 14:37
Track Rating: Soft 6, Weather: Fine, Rail Position: +5m Entire



Section	Overall	1600m	1400m	1200m	1000m	800m	600m	400m	200m				
Section Times	2:07.13 [10] (0:21.91)	1:45.22 [4] (0:11.34)	1:33.88 [2] (0:12.16)	1:21.72 [2] (0:12.35)	1:09.37 [2] (0:13.24)	0:56.13 [2] (0:13.44)	0:42.69 [2] (0:13.75)	0:28.94 [7] (0:14.17)	0:14.77 [10] (0:14.77)				
Average Speed [km/h]	48.7	65.6	62.1	59.1	55.6	55.1	54.3	52.0	48.6				
Top Speed [km/h]	65.0	67.5	66.6	60.3	57.2	56.1	55.5	52.5	50.7				
Avg. Dist. to Rail [m]	10.9	8.6	8.7	9.0	7.7	8.0	7.1	5.7	5.9				
Avg. Stride Freq. [Hz]	2.2	2.3	2.3	2.2	2.2	2.2	2.3	2.2	2.1				
Avg. Stride Length [m]	6.1	7.9	7.7	7.3	7.0	6.8	6.6	6.5	6.3				





Toowoomba QLD Professional
Race 5: PLATINUM GLASS & SECURITY Class 1 & Maiden Plate - 1000m
05 April 2025 - 15:17



Track Rating: Soft 6, Weather: Fine, Rail Position: +5m Entire

Section						Overall	800m	600m	400m	200m			Last 600m	
Field Times						1:01.48 (0:13.78)	0:47.70 (0:11.72)	0:35.98 (0:12.12)	0:23.86 (0:11.81)	0:12.05 (0:12.05)			0:35.98	
Rank	TAB	Horse/Jockey	Barrier	Top Speed [km/h]	Fastest Section								Margin	Distance Travelled [m]
1	9	ROSE NOIR	1	64.4	0:11.67	1:01.48 [1]	0:47.65 [2]	0:35.98 [1]	0:23.86 [1]	0:12.05 [1]	1:01.48	0:35.98		
		Chelsea Baker		Overall	800m	(0:13.83)	(0:11.67)	(0:12.12)	(0:11.81)	(0:12.05)				
2	3	ARCTIC BEAR	2	64.8	0:11.86	1:02.05 [2]	0:48.27 [1]	0:36.41 [3]	0:24.24 [2]	0:12.21 [2]	3.3L	0:36.41	+6	
		Justin Huxtable		Overall	800m	(0:13.78)	(0:11.86)	(0:12.17)	(0:12.03)	(0:12.21)				
3	2	FLUDWAY	8	65.8	0:11.70	1:02.45 [3]	0:48.09 [8]	0:36.39 [8]	0:24.25 [8]	0:12.23 [5]	5.6L	0:36.39	+3	
		Liv O'Donnell		Overall	800m	(0:14.36)	(0:11.70)	(0:12.14)	(0:12.02)	(0:12.23)				
4	7	GAZZA'S DIAMOND	5	64.8	0:11.62	1:02.55 [4]	0:48.38 [7]	0:36.76 [5]	0:24.66 [4]	0:12.37 [3]	6.1L	0:36.76	-1	
		Kelsey Lenton		Overall	800m	(0:14.17)	(0:11.62)	(0:12.10)	(0:12.29)	(0:12.37)				
5	15	DUCHESS BREE	6	65.7	0:11.62	1:02.66 [5]	0:48.15 [9]	0:36.53 [9]	0:24.36 [9]	0:12.36 [6]	6.6L	0:36.53	+2	
		Erin Molloy		800m	800m	(0:14.51)	(0:11.62)	(0:12.17)	(0:12.00)	(0:12.36)				
6	11	LITTLE SPARK	3	64.1	0:11.76	1:02.68 [6]	0:48.63 [6]	0:36.87 [6]	0:24.71 [5]	0:12.49 [4]	6.7L	0:36.87	+7	
		Landan Sykes		800m	800m	(0:14.05)	(0:11.76)	(0:12.16)	(0:12.22)	(0:12.49)				
7	1	ESTE DIA	7	64.8	0:11.81	1:03.72 [7]	0:49.72 [4]	0:37.91 [6]	0:25.60 [6]	0:12.88 [8]	12.7L	0:37.91	+10	
		Karl Zechner		800m	800m	(0:14.00)	(0:11.81)	(0:12.31)	(0:12.72)	(0:12.88)				
8	6	BOONAH FLASHER	4	64.6	0:11.74	1:03.88 [8]	0:50.00 [3]	0:38.26 [2]	0:26.05 [3]	0:13.37 [7]	13.5L	0:38.26	+6	
		Kenji Yoshida		800m	800m	(0:13.88)	(0:11.74)	(0:12.21)	(0:12.68)	(0:13.37)				
9	16	ALMOST EVEN	9	65.7	0:11.75	1:04.65 [9]	0:50.65 [4]	0:38.90 [4]	0:26.51 [7]	0:13.58 [9]	17.8L	0:38.90	+13	
		Paul Randall		800m	800m	(0:14.00)	(0:11.75)	(0:12.39)	(0:12.93)	(0:13.58)				

Scratched: Artopia (#5), Allezizzy (#4), Hearts Are Racing (#8), Steller Eagle (#10), Tote Sweet (#12), Mount Dove (#13), Basil's Gift (#14)



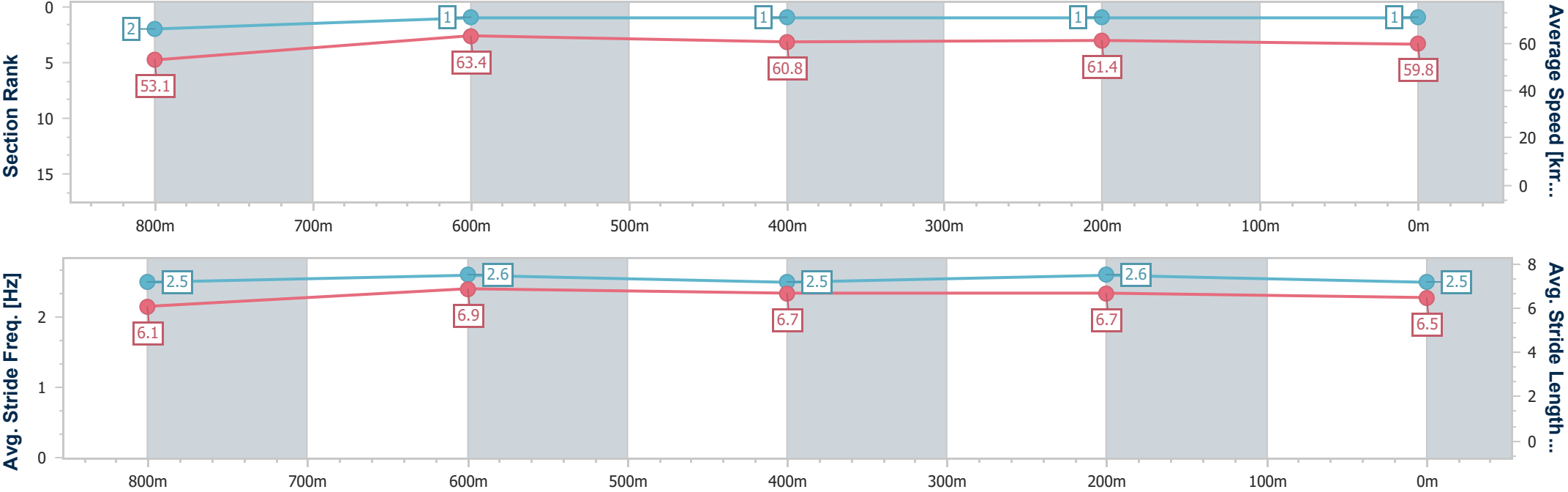
Horse/Jockey Name	Rose Noir
Final Rank	1
Fastest Section Time (Section)	0:11.67 (800m)
Top Speed [km/h] (Section)	64.4 (Overall)
Race State	Finished



Toowoomba QLD Professional
Race 5: PLATINUM GLASS & SECURITY Class 1 & Maiden
Plate - 1000m
05 April 2025 - 15:17
Track Rating: Soft 6, Weather: Fine, Rail Position: +5m Entire



Section	Overall	800m	600m	400m	200m									
Section Times	1:01.48 [1] (0:13.83)	0:47.65 [2] (0:11.67)	0:35.98 [1] (0:12.12)	0:23.86 [1] (0:11.81)	0:12.05 [1] (0:12.05)									
Average Speed [km/h]	53.1	63.4	60.8	61.4	59.8									
Top Speed [km/h]	64.4	64.3	62.4	63.8	61.7									
Avg. Dist. to Rail [m]	8.0	6.3	5.2	1.7	0.8									
Avg. Stride Freq. [Hz]	2.5	2.6	2.5	2.6	2.5									
Avg. Stride Length [m]	6.1	6.9	6.7	6.7	6.5									





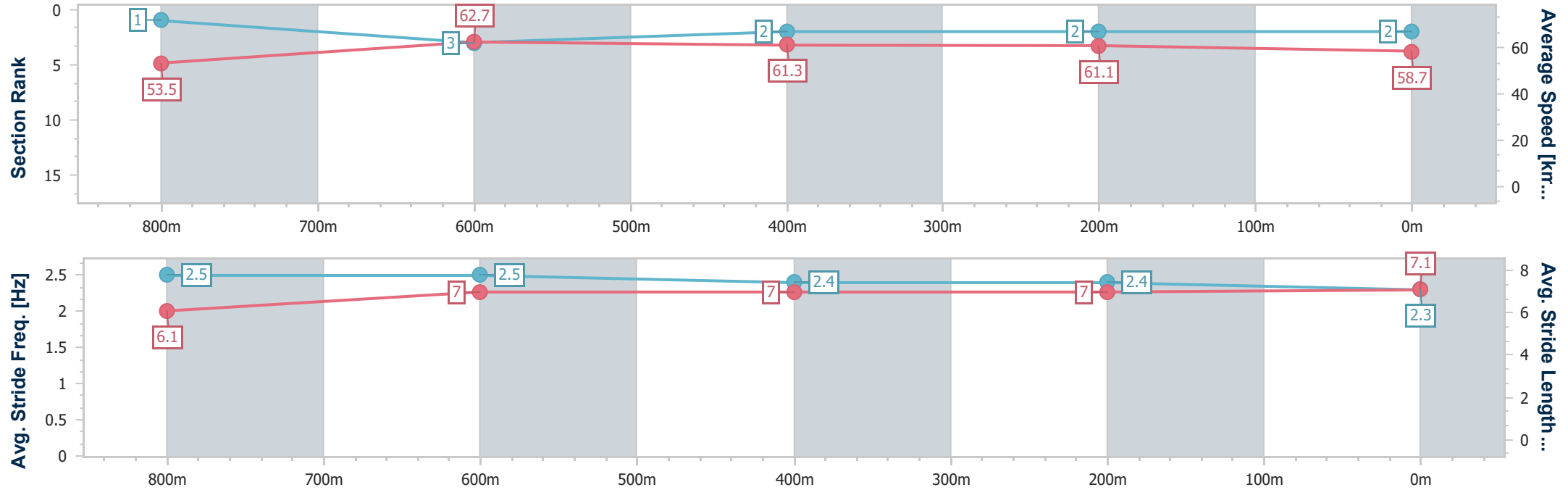
Horse/Jockey Name	Arctic Bear
Final Rank	2
Fastest Section Time (Section)	0:11.86 (800m)
Top Speed [km/h] (Section)	64.8 (Overall)
Race State	Finished



Toowoomba QLD Professional
Race 5: PLATINUM GLASS & SECURITY Class 1 & Maiden
Plate - 1000m
05 April 2025 - 15:17
Track Rating: Soft 6, Weather: Fine, Rail Position: +5m Entire



Section	Overall	800m	600m	400m	200m									
Section Times	1:02.05 [2] (0:13.78)	0:48.27 [1] (0:11.86)	0:36.41 [3] (0:12.17)	0:24.24 [2] (0:12.03)	0:12.21 [2] (0:12.21)									
Average Speed [km/h]	53.5	62.7	61.3	61.1	58.7									
Top Speed [km/h]	64.8	64.1	63.1	62.0	60.5									
Avg. Dist. to Rail [m]	8.1	9.2	6.7	5.5	5.5									
Avg. Stride Freq. [Hz]	2.5	2.5	2.4	2.4	2.3									
Avg. Stride Length [m]	6.1	7.0	7.0	7.0	7.1									





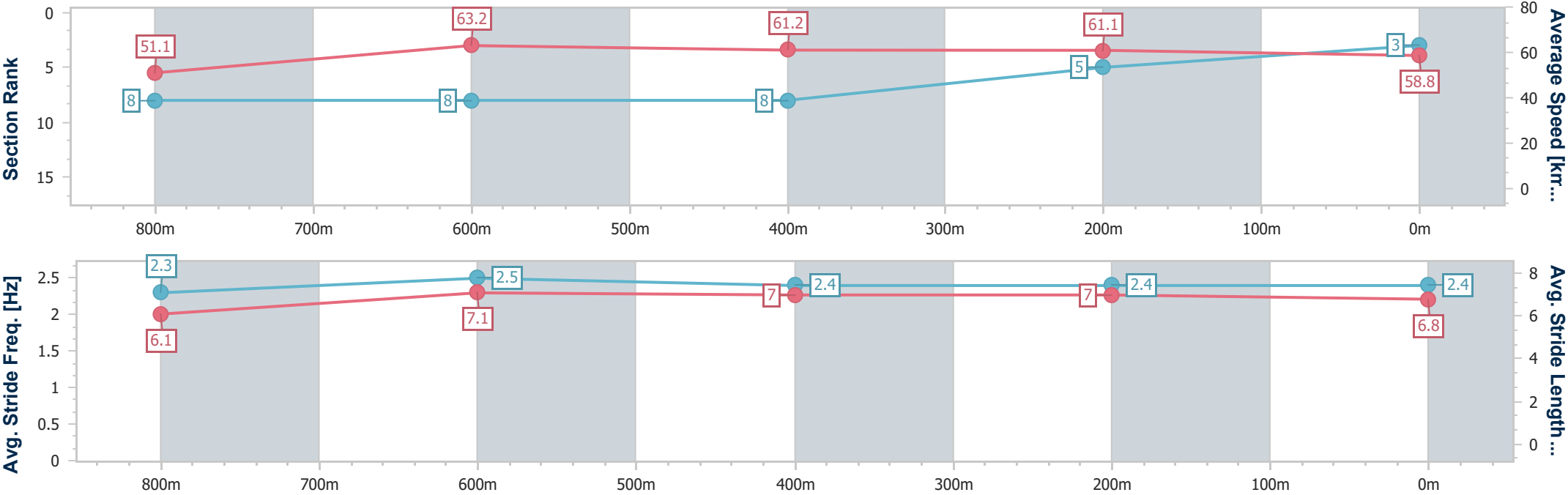
Horse/Jockey Name	Fludway
Final Rank	3
Fastest Section Time (Section)	0:11.70 (800m)
Top Speed [km/h] (Section)	65.8 (Overall)
Race State	Finished



Toowoomba QLD Professional
Race 5: PLATINUM GLASS & SECURITY Class 1 & Maiden
Plate - 1000m
05 April 2025 - 15:17
Track Rating: Soft 6, Weather: Fine, Rail Position: +5m Entire



Section	Overall	800m	600m	400m	200m										
Section Times	1:02.45 [3] (0:14.36)	0:48.09 [8] (0:11.70)	0:36.39 [8] (0:12.14)	0:24.25 [8] (0:12.02)	0:12.23 [5] (0:12.23)										
Average Speed [km/h]	51.1	63.2	61.2	61.1	58.8										
Top Speed [km/h]	65.8	64.3	62.8	62.1	60.5										
Avg. Dist. to Rail [m]	9.7	7.1	6.3	5.2	6.3										
Avg. Stride Freq. [Hz]	2.3	2.5	2.4	2.4	2.4										
Avg. Stride Length [m]	6.1	7.1	7.0	7.0	6.8										





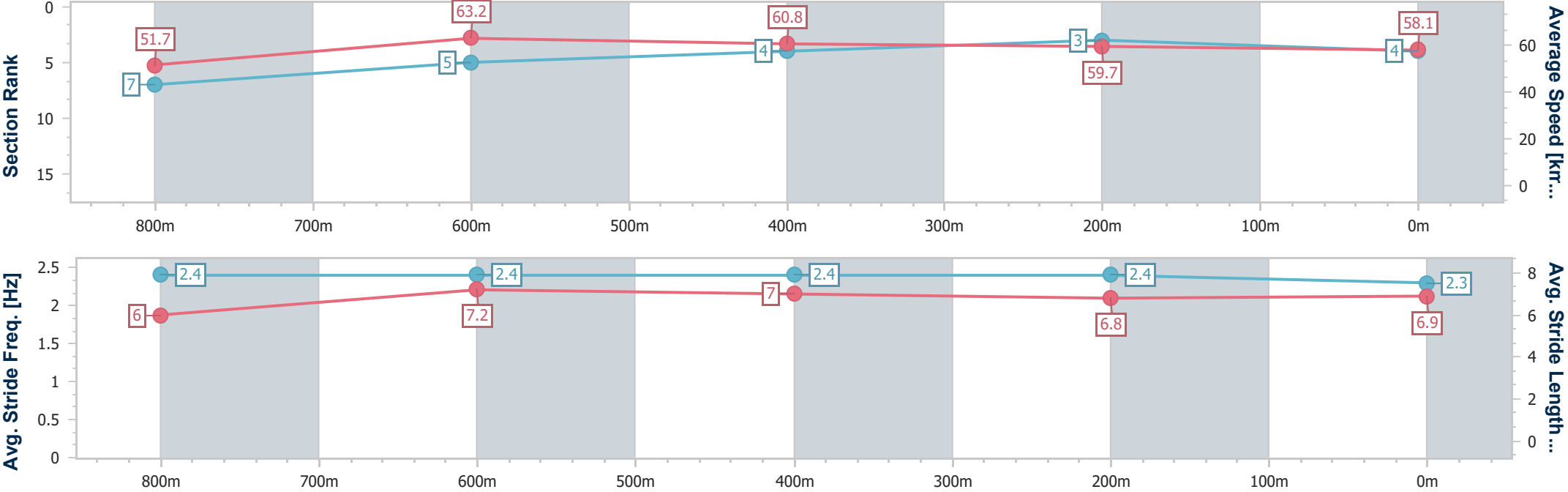
Horse/Jockey Name	Gazza's Diamond
Final Rank	4
Fastest Section Time (Section)	0:11.62 (800m)
Top Speed [km/h] (Section)	64.8 (Overall)
Race State	Finished



Toowoomba QLD Professional
Race 5: PLATINUM GLASS & SECURITY Class 1 & Maiden
Plate - 1000m
05 April 2025 - 15:17
Track Rating: Soft 6, Weather: Fine, Rail Position: +5m Entire



Section	Overall	800m	600m	400m	200m														
Section Times	1:02.55 [4] (0:14.17)	0:48.38 [7] (0:11.62)	0:36.76 [5] (0:12.10)	0:24.66 [4] (0:12.29)	0:12.37 [3] (0:12.37)														
Average Speed [km/h]	51.7	63.2	60.8	59.7	58.1														
Top Speed [km/h]	64.8	64.8	62.7	60.9	59.6														
Avg. Dist. to Rail [m]	10.1	4.4	4.5	4.5	2.8														
Avg. Stride Freq. [Hz]	2.4	2.4	2.4	2.4	2.3														
Avg. Stride Length [m]	6.0	7.2	7.0	6.8	6.9														



[] Ranking at each section and finish
-.-.- No data available at this section
NA No data available



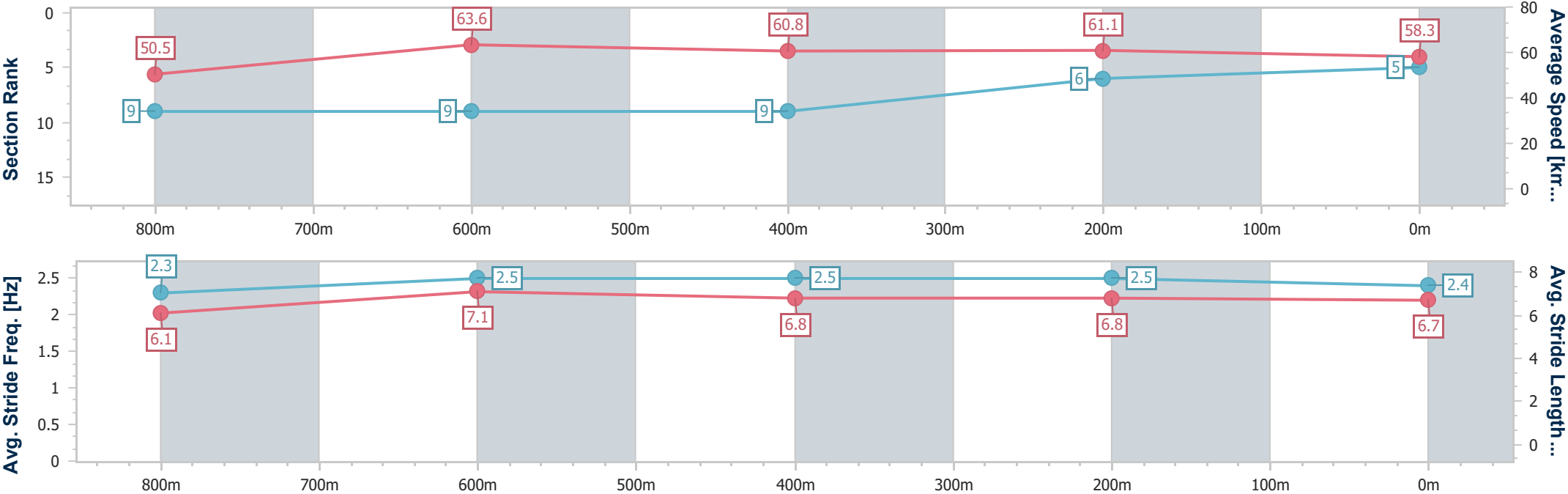
Horse/Jockey Name	Duchess Bree
Final Rank	5
Fastest Section Time (Section)	0:11.62 (800m)
Top Speed [km/h] (Section)	65.7 (800m)
Race State	Finished



Toowoomba QLD Professional
Race 5: PLATINUM GLASS & SECURITY Class 1 & Maiden
Plate - 1000m
05 April 2025 - 15:17
Track Rating: Soft 6, Weather: Fine, Rail Position: +5m Entire



Section	Overall	800m	600m	400m	200m														
Section Times	1:02.66 [5] (0:14.51)	0:48.15 [9] (0:11.62)	0:36.53 [9] (0:12.17)	0:24.36 [9] (0:12.00)	0:12.36 [6] (0:12.36)														
Average Speed [km/h]	50.5	63.6	60.8	61.1	58.3														
Top Speed [km/h]	64.4	65.7	62.1	62.1	61.2														
Avg. Dist. to Rail [m]	9.3	6.3	5.8	4.6	4.8														
Avg. Stride Freq. [Hz]	2.3	2.5	2.5	2.5	2.4														
Avg. Stride Length [m]	6.1	7.1	6.8	6.8	6.7														





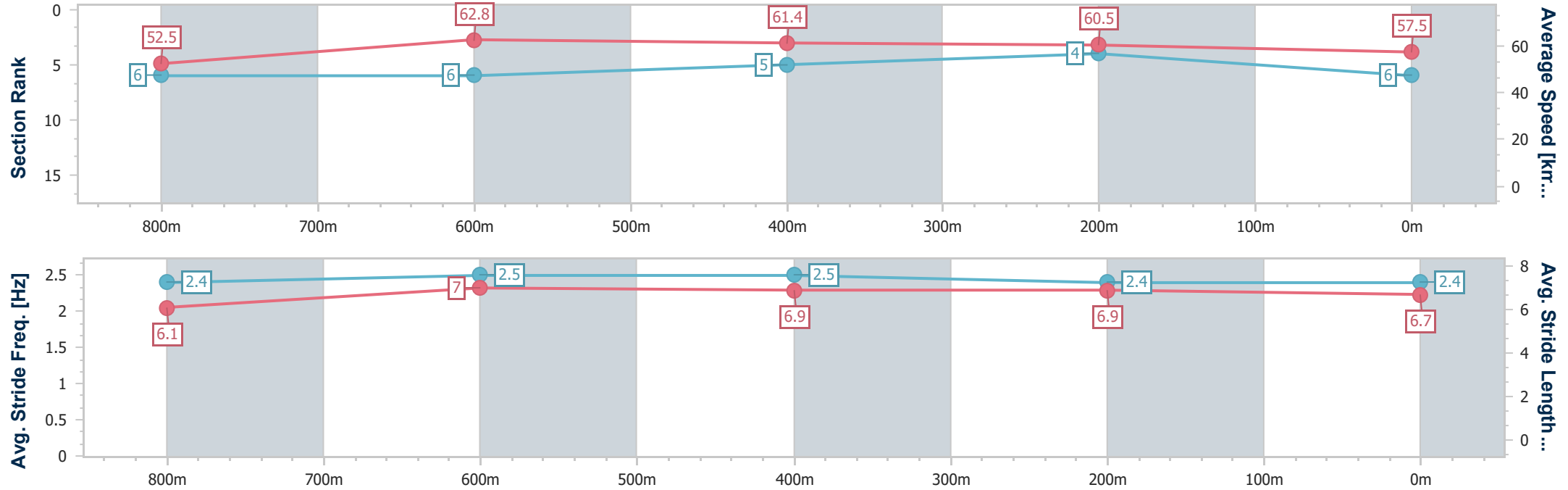
Horse/Jockey Name	Little Spark
Final Rank	6
Fastest Section Time (Section)	0:11.76 (800m)
Top Speed [km/h] (Section)	64.1 (800m)
Race State	Finished



Toowoomba QLD Professional
Race 5: PLATINUM GLASS & SECURITY Class 1 & Maiden
Plate - 1000m
05 April 2025 - 15:17
Track Rating: Soft 6, Weather: Fine, Rail Position: +5m Entire



Section	Overall	800m	600m	400m	200m									
Section Times	1:02.68 [6] (0:14.05)	0:48.63 [6] (0:11.76)	0:36.87 [6] (0:12.16)	0:24.71 [5] (0:12.22)	0:12.49 [4] (0:12.49)									
Average Speed [km/h]	52.5	62.8	61.4	60.5	57.5									
Top Speed [km/h]	64.1	64.1	62.7	61.5	58.8									
Avg. Dist. to Rail [m]	8.9	7.2	7.6	6.5	7.2									
Avg. Stride Freq. [Hz]	2.4	2.5	2.5	2.4	2.4									
Avg. Stride Length [m]	6.1	7.0	6.9	6.9	6.7									





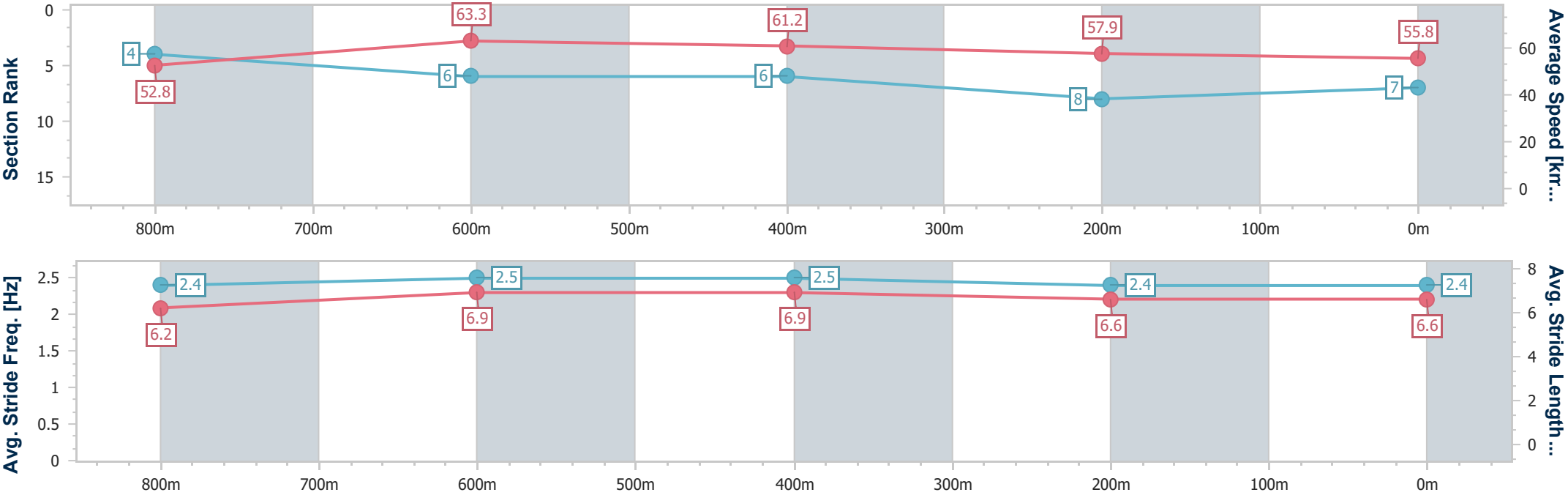
Horse/Jockey Name	Este Dia
Final Rank	7
Fastest Section Time (Section)	0:11.81 (800m)
Top Speed [km/h] (Section)	64.8 (800m)
Race State	Finished



Toowoomba QLD Professional
Race 5: PLATINUM GLASS & SECURITY Class 1 & Maiden
Plate - 1000m
05 April 2025 - 15:17
Track Rating: Soft 6, Weather: Fine, Rail Position: +5m Entire



Section	Overall	800m	600m	400m	200m														
Section Times	1:03.72 [7] (0:14.00)	0:49.72 [4] (0:11.81)	0:37.91 [6] (0:12.31)	0:25.60 [6] (0:12.72)	0:12.88 [8] (0:12.88)														
Average Speed [km/h]	52.8	63.3	61.2	57.9	55.8														
Top Speed [km/h]	64.0	64.8	63.9	59.8	58.7														
Avg. Dist. to Rail [m]	11.1	10.0	8.3	6.9	3.6														
Avg. Stride Freq. [Hz]	2.4	2.5	2.5	2.4	2.4														
Avg. Stride Length [m]	6.2	6.9	6.9	6.6	6.6														





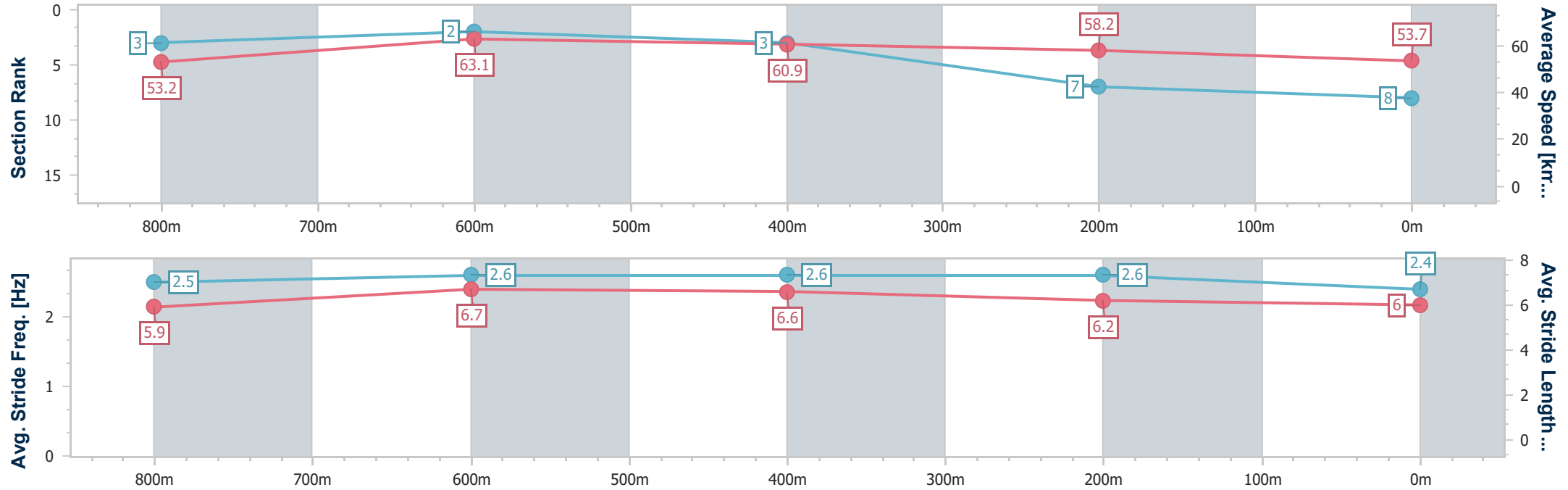
Horse/Jockey Name	Boonah Flasher
Final Rank	8
Fastest Section Time (Section)	0:11.74 (800m)
Top Speed [km/h] (Section)	64.6 (800m)
Race State	Finished



Toowoomba QLD Professional
Race 5: PLATINUM GLASS & SECURITY Class 1 & Maiden
Plate - 1000m
05 April 2025 - 15:17
Track Rating: Soft 6, Weather: Fine, Rail Position: +5m Entire



Section	Overall	800m	600m	400m	200m										
Section Times	1:03.88 [8] (0:13.88)	0:50.00 [3] (0:11.74)	0:38.26 [2] (0:12.21)	0:26.05 [3] (0:12.68)	0:13.37 [7] (0:13.37)										
Average Speed [km/h]	53.2	63.1	60.9	58.2	53.7										
Top Speed [km/h]	64.2	64.6	62.3	59.8	55.5										
Avg. Dist. to Rail [m]	9.7	8.0	6.3	6.2	5.0										
Avg. Stride Freq. [Hz]	2.5	2.6	2.6	2.6	2.4										
Avg. Stride Length [m]	5.9	6.7	6.6	6.2	6.0										





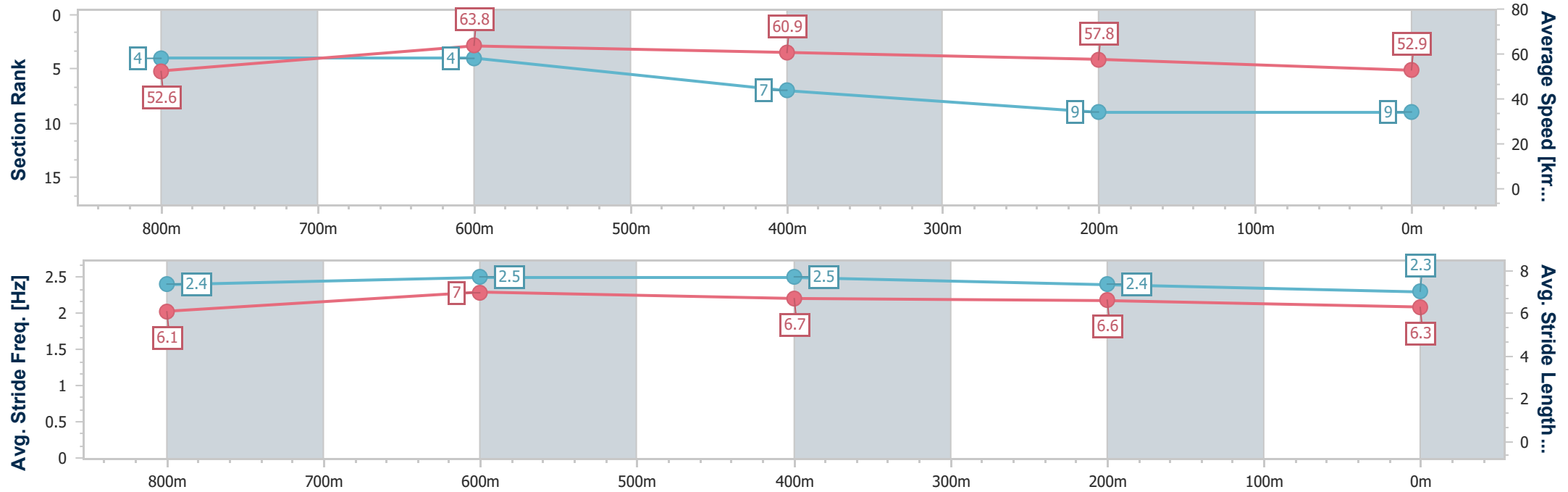
Horse/Jockey Name	Almost Even
Final Rank	9
Fastest Section Time (Section)	0:11.75 (800m)
Top Speed [km/h] (Section)	65.7 (800m)
Race State	Finished



Toowoomba QLD Professional
Race 5: PLATINUM GLASS & SECURITY Class 1 & Maiden
Plate - 1000m
05 April 2025 - 15:17
Track Rating: Soft 6, Weather: Fine, Rail Position: +5m Entire



Section	Overall	800m	600m	400m	200m														
Section Times	1:04.65 [9] (0:14.00)	0:50.65 [4] (0:11.75)	0:38.90 [4] (0:12.39)	0:26.51 [7] (0:12.93)	0:13.58 [9] (0:13.58)														
Average Speed [km/h]	52.6	63.8	60.9	57.8	52.9														
Top Speed [km/h]	65.5	65.7	63.0	59.6	55.7														
Avg. Dist. to Rail [m]	10.6	10.3	10.0	9.8	8.5														
Avg. Stride Freq. [Hz]	2.4	2.5	2.5	2.4	2.3														
Avg. Stride Length [m]	6.1	7.0	6.7	6.6	6.3														





Toowoomba QLD Professional
Race 6: HAPPY 70TH BIRTHDAY RICHARD LIGHT BENCHMARK 70
Handicap - 1300m
05 April 2025 - 15:57



Track Rating: Soft 6, Weather: Fine, Rail Position: +5m Entire

Section						Overall	1200m	1000m	800m	600m	400m	Last 600m	
Field Times						1:21.61 (0:07.23)	1:14.38 (0:11.39)	1:02.99 (0:11.67)	0:51.32 (0:12.49)	0:38.83 (0:13.00)	0:25.83 (0:12.81)	0:38.83	
Rank	TAB	Horse/Jockey	Barrier	Top Speed [km/h]	Fastest Section								Distance Travelled [m]
1	4	NEVER GIVE UP	6	64.9	0:07.54	1:21.61 [1]	1:14.07 [3]	1:02.66 [4]	0:50.93 [4]	0:38.58 [5]	0:25.77 [2]	0:38.58	
		Karl Zechner		1200m	Overall	(0:07.54)	(0:11.41)	(0:11.73)	(0:12.35)	(0:12.81)	(0:12.75)		
2	8	CELESTIAL HARBOUR	7	64.7	0:07.64	1:21.91 [2]	1:14.27 [5]	1:02.80 [6]	0:50.92 [6]	0:38.51 [7]	0:25.74 [6]	0:38.51 -2	
		Nozi Tomizawa		1200m	Overall	(0:07.64)	(0:11.47)	(0:11.88)	(0:12.41)	(0:12.77)	(0:12.67)		
3	10	SUKHBIR	4	65.8	0:07.47	1:21.93 [3]	1:14.46 [2]	1:03.23 [3]	0:51.43 [3]	0:39.02 [3]	0:26.06 [3]	0:39.02 -1	
		Amy Graham		1000m	Overall	(0:07.47)	(0:11.23)	(0:11.80)	(0:12.41)	(0:12.96)	(0:12.93)		
4	3	GRANITE PRINCE	1	65.2	0:07.63	1:22.23 [4]	1:14.60 [4]	1:03.26 [5]	0:51.45 [5]	0:39.27 [4]	0:26.21 [4]	0:39.27 -6	
		Kenji Yoshida		1200m	Overall	(0:07.63)	(0:11.34)	(0:11.81)	(0:12.18)	(0:13.06)	(0:13.13)		
5	1	MOKTAFFY	8	65.9	0:07.85	1:22.46 [5]	1:14.61 [7]	1:03.20 [7]	0:51.43 [7]	0:39.15 [6]	0:26.39 [5]	0:39.15 -2	
		Liv O'Donnell		1200m	Overall	(0:07.85)	(0:11.41)	(0:11.77)	(0:12.28)	(0:12.76)	(0:13.09)		
6	6	NORTHERNONTAP	2	65.5	0:07.23	1:23.15 [6]	1:15.92 [1]	1:04.53 [1]	0:52.82 [2]	0:40.37 [1]	0:27.37 [1]	0:40.37 -4	
		Justin Huxtable		1200m	Overall	(0:07.23)	(0:11.39)	(0:11.71)	(0:12.45)	(0:13.00)	(0:13.21)		
7	5	MAURICE'S MEDAD	5	63.8	0:07.98	1:23.58 [7]	1:15.60 [8]	1:04.12 [8]	0:52.03 [8]	0:39.82 [8]	0:26.84 [8]	0:39.82 -7	
		Les Tilley		1200m	Overall	(0:07.98)	(0:11.48)	(0:12.09)	(0:12.21)	(0:12.98)	(0:13.16)		
8	7	DON'T DISS AROUND	3	65.0	0:09.07	1:23.70 [8]	1:14.63 [9]	1:03.28 [9]	0:51.40 [9]	0:39.42 [9]	0:26.72 [9]	0:39.42 -5	
		Nathan Fazackerley		1200m	Overall	(0:09.07)	(0:11.35)	(0:11.88)	(0:11.98)	(0:12.70)	(0:13.14)		
9	9	VIENNAWAITSFORYOU	9	68.1	0:07.74	1:26.95 [9]	1:19.21 [6]	1:08.25 [2]	0:56.66 [1]	0:44.15 [2]	0:30.53 [7]	0:44.15 +1	
		Dylan Bennett		1200m	Overall	(0:07.74)	(0:10.96)	(0:11.59)	(0:12.51)	(0:13.62)	(0:14.51)		

Scratched: Ardern (#12), Flash Zariz (#13), Pampuni (#14), Silver Warrior (#2), Chasing Jackley (#11)



Toowoomba QLD Professional
Race 6: HAPPY 70TH BIRTHDAY RICHARD LIGHT BENCHMARK 70
Handicap - 1300m
05 April 2025 - 15:57



Track Rating: Soft 6, Weather: Fine, Rail Position: +5m Entire

Section Field Times				200m 0:13.02 (0:13.02)				Last 600m 0:38.83	
Rank	TAB	Horse/Jockey	Barrier	Top Speed [km/h]	Fastest Section	Margin		Distance Travelled [m]	
1	4	NEVER GIVE UP	6	64.9	0:07.54	0:13.02 [1]	1:21.61	0:38.58	
		Karl Zechner		1200m	Overall	(0:13.02)			
2	8	CELESTIAL HARBOUR	7	64.7	0:07.64	0:13.07 [3]	1.8L	0:38.51	-2
		Nozi Tomizawa		1200m	Overall	(0:13.07)			
3	10	SUKHBIR	4	65.8	0:07.47	0:13.13 [2]	1.9L	0:39.02	-1
		Amy Graham		1000m	Overall	(0:13.13)			
4	3	GRANITE PRINCE	1	65.2	0:07.63	0:13.08 [5]	3.4L	0:39.27	-6
		Kenji Yoshida		1200m	Overall	(0:13.08)			
5	1	MOKTAFFY	8	65.9	0:07.85	0:13.30 [6]	4.7L	0:39.15	-2
		Liv O'Donnell		1200m	Overall	(0:13.30)			
6	6	NORTHERNONTAP	2	65.5	0:07.23	0:14.16 [4]	8.7L	0:40.37	-4
		Justin Huxtable		1200m	Overall	(0:14.16)			
7	5	MAURICE'S MEDAD	5	63.8	0:07.98	0:13.68 [7]	11.2L	0:39.82	-7
		Les Tilley		1200m	Overall	(0:13.68)			
8	7	DON'T DISS AROUND	3	65.0	0:09.07	0:13.58 [8]	11.7L	0:39.42	-5
		Nathan Fazackerley		1200m	Overall	(0:13.58)			
9	9	VIENNAWAITSFORYOU	9	68.1	0:07.74	0:16.02 [9]	30.7L	0:44.15	+1
		Dylan Bennett		1200m	Overall	(0:16.02)			

Scratched: Ardern (#12), Flash Zariz (#13), Pampuni (#14), Silver Warrior (#2), Chasing Jackley (#11)



Horse/Jockey Name	Never Give Up
Final Rank	1
Fastest Section Time (Section)	0:07.54 (Overall)
Top Speed [km/h] (Section)	64.9 (1200m)
Race State	Finished



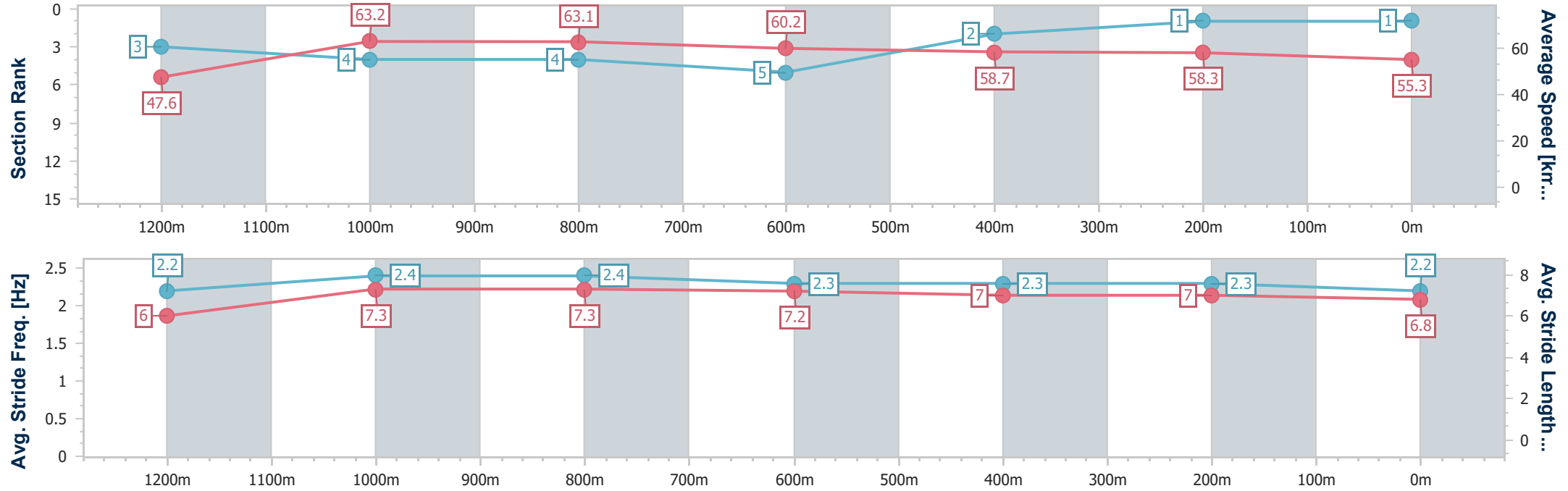
Toowoomba QLD Professional
Race 6: HAPPY 70TH BIRTHDAY RICHARD LIGHT
BENCHMARK 70 Handicap - 1300m



05 April 2025 - 15:57

Track Rating: Soft 6, Weather: Fine, Rail Position: +5m Entire

Section	Overall	1200m	1000m	800m	600m	400m	200m						
Section Times	1:21.61 [1] (0:07.54)	1:14.07 [3] (0:11.41)	1:02.66 [4] (0:11.73)	0:50.93 [4] (0:12.35)	0:38.58 [5] (0:12.81)	0:25.77 [2] (0:12.75)	0:13.02 [1] (0:13.02)						
Average Speed [km/h]	47.6	63.2	63.1	60.2	58.7	58.3	55.3						
Top Speed [km/h]	59.5	64.9	64.6	62.1	59.7	59.1	58.0						
Avg. Dist. to Rail [m]	9.8	7.5	7.4	8.8	8.7	8.9	7.7						
Avg. Stride Freq. [Hz]	2.2	2.4	2.4	2.3	2.3	2.3	2.2						
Avg. Stride Length [m]	6.0	7.3	7.3	7.2	7.0	7.0	6.8						





Horse/Jockey Name	Celestial Harbour
Final Rank	2
Fastest Section Time (Section)	0:07.64 (Overall)
Top Speed [km/h] (Section)	64.7 (1200m)
Race State	Finished



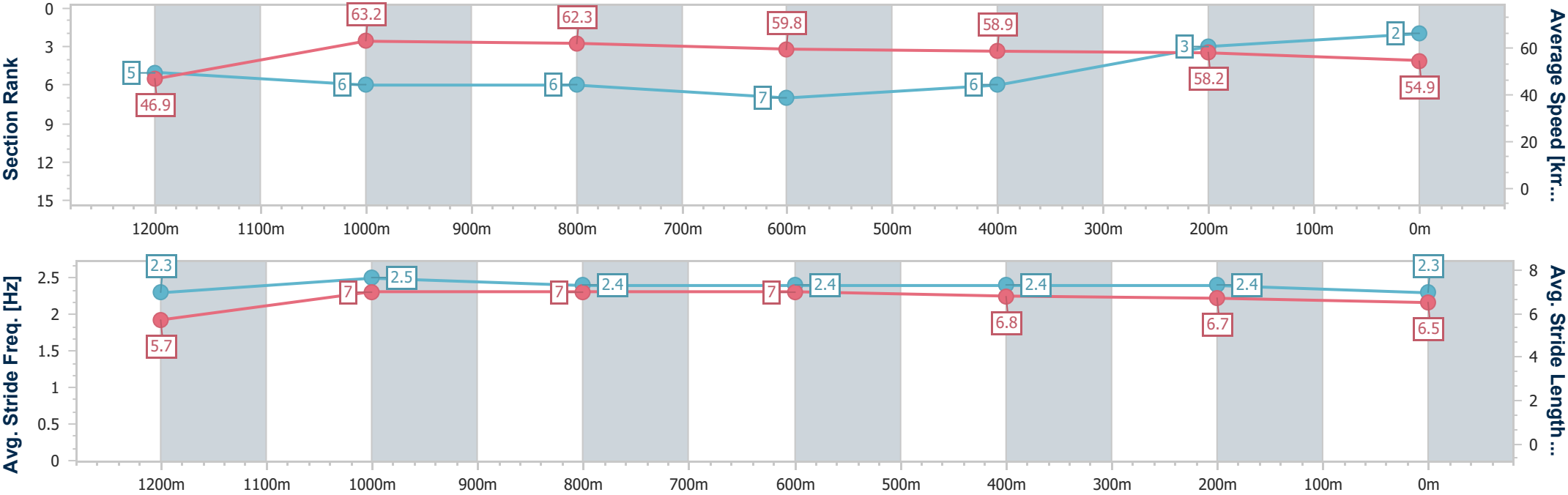
Toowoomba QLD Professional
Race 6: HAPPY 70TH BIRTHDAY RICHARD LIGHT
BENCHMARK 70 Handicap - 1300m



05 April 2025 - 15:57

Track Rating: Soft 6, Weather: Fine, Rail Position: +5m Entire

Section	Overall	1200m	1000m	800m	600m	400m	200m						
Section Times	1:21.91 [2] (0:07.64)	1:14.27 [5] (0:11.47)	1:02.80 [6] (0:11.88)	0:50.92 [6] (0:12.41)	0:38.51 [7] (0:12.77)	0:25.74 [6] (0:12.67)	0:13.07 [3] (0:13.07)						
Average Speed [km/h]	46.9	63.2	62.3	59.8	58.9	58.2	54.9						
Top Speed [km/h]	57.1	64.7	64.4	61.7	60.2	59.6	56.9						
Avg. Dist. to Rail [m]	13.7	10.1	8.1	8.4	8.1	7.8	8.9						
Avg. Stride Freq. [Hz]	2.3	2.5	2.4	2.4	2.4	2.4	2.3						
Avg. Stride Length [m]	5.7	7.0	7.0	7.0	6.8	6.7	6.5						



- [] Ranking at each section and finish
- .-.- No data available at this section
- NA No data available



Horse/Jockey Name	Sukhbir
Final Rank	3
Fastest Section Time (Section)	0:07.47 (Overall)
Top Speed [km/h] (Section)	65.8 (1000m)
Race State	Finished



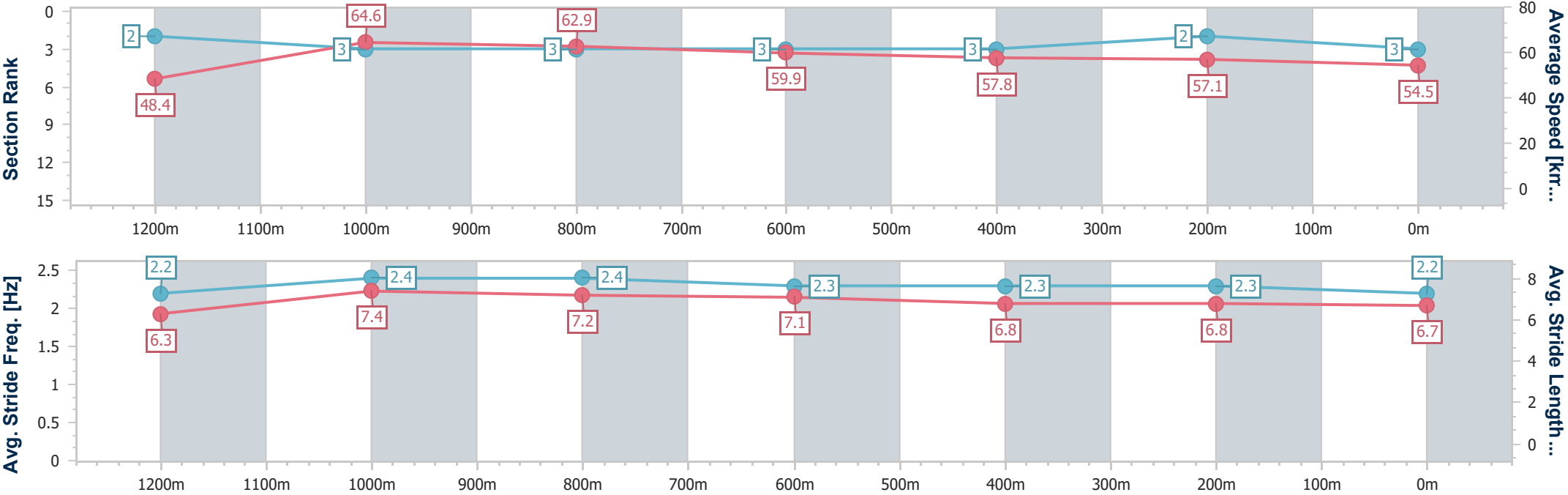
Toowoomba QLD Professional
Race 6: HAPPY 70TH BIRTHDAY RICHARD LIGHT
BENCHMARK 70 Handicap - 1300m



05 April 2025 - 15:57

Track Rating: Soft 6, Weather: Fine, Rail Position: +5m Entire

Section	Overall	1200m	1000m	800m	600m	400m	200m						
Section Times	1:21.93 [3] (0:07.47)	1:14.46 [2] (0:11.23)	1:03.23 [3] (0:11.80)	0:51.43 [3] (0:12.41)	0:39.02 [3] (0:12.96)	0:26.06 [3] (0:12.93)	0:13.13 [2] (0:13.13)						
Average Speed [km/h]	48.4	64.6	62.9	59.9	57.8	57.1	54.5						
Top Speed [km/h]	61.6	65.4	65.8	61.9	59.3	58.3	55.9						
Avg. Dist. to Rail [m]	11.7	9.8	9.5	8.9	8.2	6.0	6.2						
Avg. Stride Freq. [Hz]	2.2	2.4	2.4	2.3	2.3	2.3	2.2						
Avg. Stride Length [m]	6.3	7.4	7.2	7.1	6.8	6.8	6.7						



- [] Ranking at each section and finish
- .-.- No data available at this section
- NA No data available



Horse/Jockey Name	Granite Prince
Final Rank	4
Fastest Section Time (Section)	0:07.63 (Overall)
Top Speed [km/h] (Section)	65.2 (1200m)
Race State	Finished



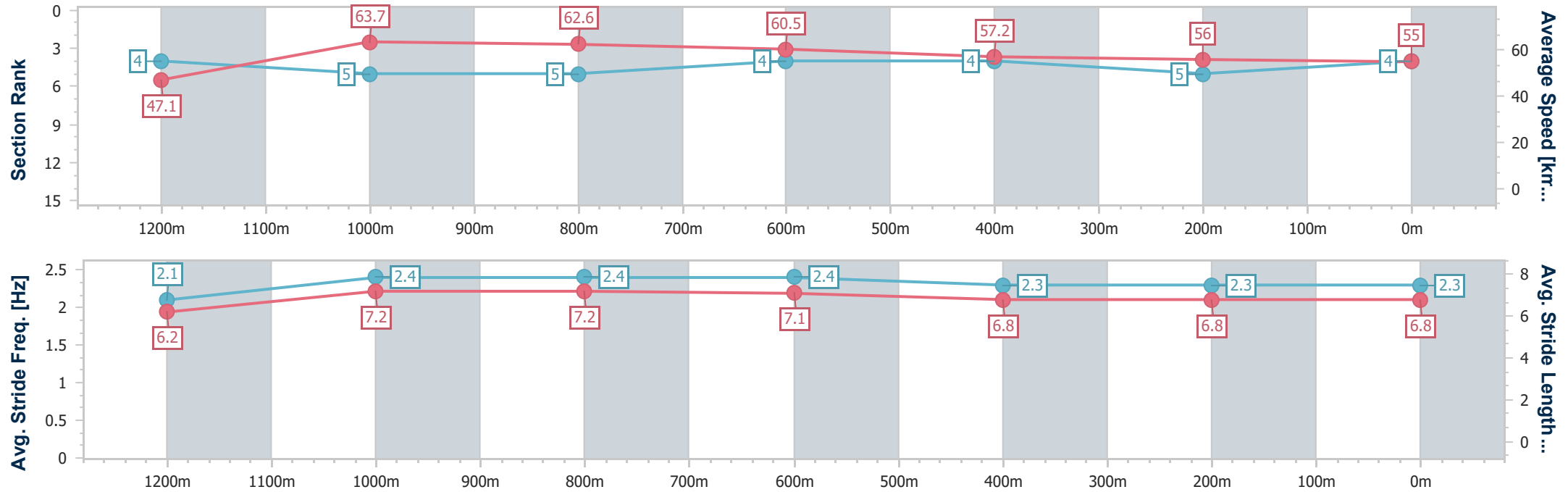
Toowoomba QLD Professional
Race 6: HAPPY 70TH BIRTHDAY RICHARD LIGHT
BENCHMARK 70 Handicap - 1300m



05 April 2025 - 15:57

Track Rating: Soft 6, Weather: Fine, Rail Position: +5m Entire

Section	Overall	1200m	1000m	800m	600m	400m	200m						
Section Times	1:22.23 [4] (0:07.63)	1:14.60 [4] (0:11.34)	1:03.26 [5] (0:11.81)	0:51.45 [5] (0:12.18)	0:39.27 [4] (0:13.06)	0:26.21 [4] (0:13.13)	0:13.08 [5] (0:13.08)						
Average Speed [km/h]	47.1	63.7	62.6	60.5	57.2	56.0	55.0						
Top Speed [km/h]	59.4	65.2	64.2	62.6	59.6	57.5	57.1						
Avg. Dist. to Rail [m]	6.6	5.4	6.5	7.2	6.9	6.8	8.2						
Avg. Stride Freq. [Hz]	2.1	2.4	2.4	2.4	2.3	2.3	2.3						
Avg. Stride Length [m]	6.2	7.2	7.2	7.1	6.8	6.8	6.8						



- [] Ranking at each section and finish
- .-.- No data available at this section
- NA No data available



Horse/Jockey Name	Moktaffy
Final Rank	5
Fastest Section Time (Section)	0:07.85 (Overall)
Top Speed [km/h] (Section)	65.9 (1200m)
Race State	Finished



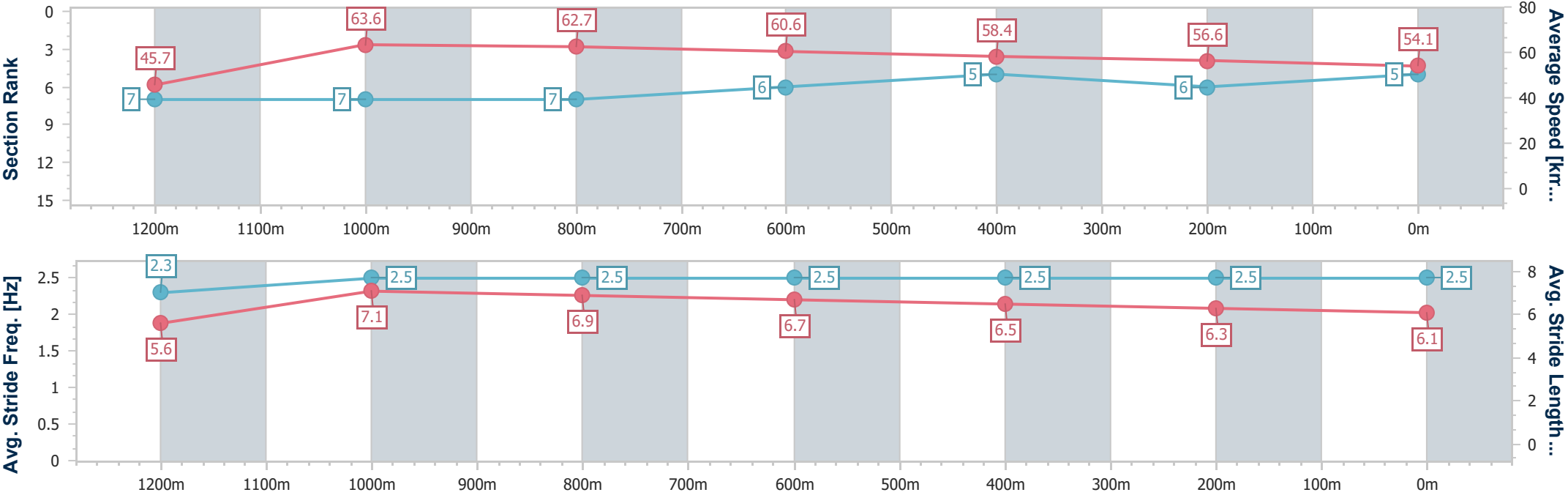
Toowoomba QLD Professional
Race 6: HAPPY 70TH BIRTHDAY RICHARD LIGHT
BENCHMARK 70 Handicap - 1300m



05 April 2025 - 15:57

Track Rating: Soft 6, Weather: Fine, Rail Position: +5m Entire

Section	Overall	1200m	1000m	800m	600m	400m	200m						
Section Times	1:22.46 [5] (0:07.85)	1:14.61 [7] (0:11.41)	1:03.20 [7] (0:11.77)	0:51.43 [7] (0:12.28)	0:39.15 [6] (0:12.76)	0:26.39 [5] (0:13.09)	0:13.30 [6] (0:13.30)						
Average Speed [km/h]	45.7	63.6	62.7	60.6	58.4	56.6	54.1						
Top Speed [km/h]	61.1	65.9	65.0	62.1	59.8	57.4	54.9						
Avg. Dist. to Rail [m]	14.0	9.9	8.5	8.1	7.2	7.9	10.0						
Avg. Stride Freq. [Hz]	2.3	2.5	2.5	2.5	2.5	2.5	2.5						
Avg. Stride Length [m]	5.6	7.1	6.9	6.7	6.5	6.3	6.1						





Horse/Jockey Name	Northernontap
Final Rank	6
Fastest Section Time (Section)	0:07.23 (Overall)
Top Speed [km/h] (Section)	65.5 (1200m)
Race State	Finished

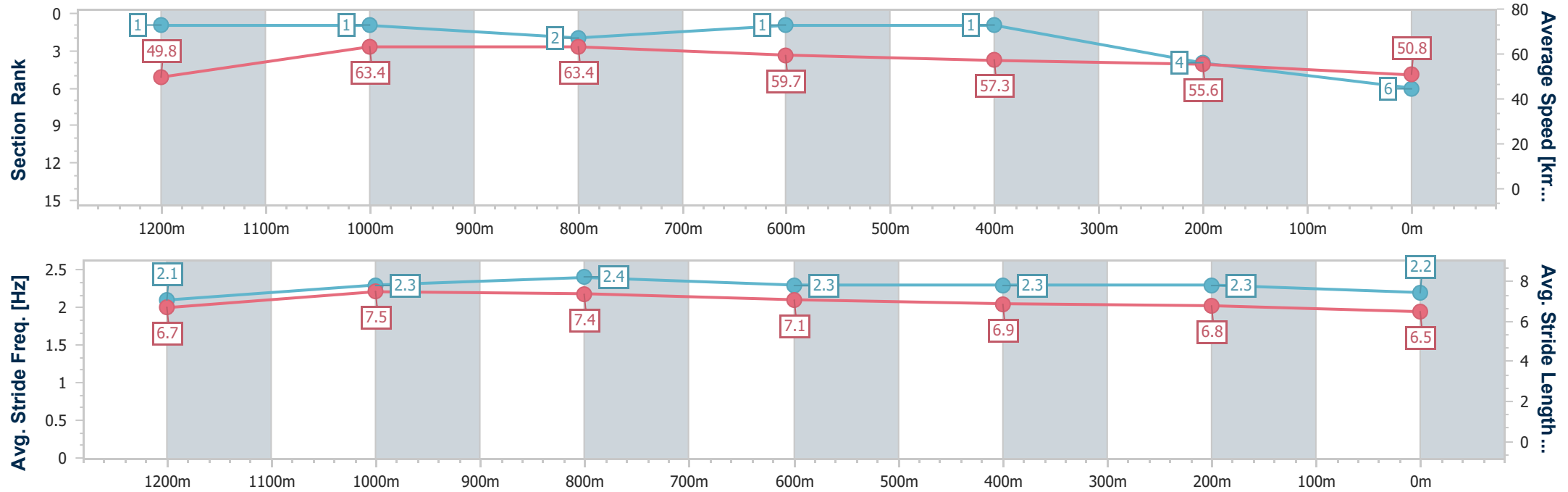


Toowoomba QLD Professional
Race 6: HAPPY 70TH BIRTHDAY RICHARD LIGHT
BENCHMARK 70 Handicap - 1300m



05 April 2025 - 15:57
Track Rating: Soft 6, Weather: Fine, Rail Position: +5m Entire

Section	Overall	1200m	1000m	800m	600m	400m	200m						
Section Times	1:23.15 [6] (0:07.23)	1:15.92 [1] (0:11.39)	1:04.53 [1] (0:11.71)	0:52.82 [2] (0:12.45)	0:40.37 [1] (0:13.00)	0:27.37 [1] (0:13.21)	0:14.16 [4] (0:14.16)						
Average Speed [km/h]	49.8	63.4	63.4	59.7	57.3	55.6	50.8						
Top Speed [km/h]	59.9	65.5	64.8	61.3	59.2	57.0	53.6						
Avg. Dist. to Rail [m]	11.3	8.7	7.9	9.0	6.3	4.8	3.7						
Avg. Stride Freq. [Hz]	2.1	2.3	2.4	2.3	2.3	2.3	2.2						
Avg. Stride Length [m]	6.7	7.5	7.4	7.1	6.9	6.8	6.5						



[] Ranking at each section and finish
-.-.- No data available at this section
NA No data available



Horse/Jockey Name	Maurice's Medad
Final Rank	7
Fastest Section Time (Section)	0:07.98 (Overall)
Top Speed [km/h] (Section)	63.8 (1200m)
Race State	Finished



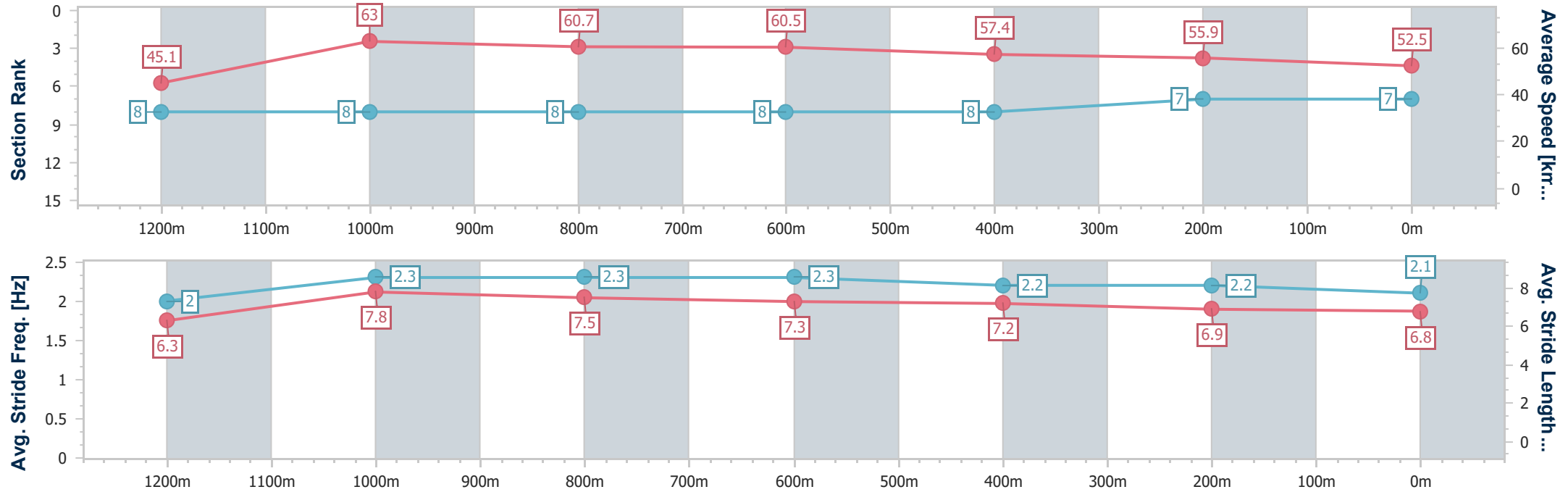
Toowoomba QLD Professional
Race 6: HAPPY 70TH BIRTHDAY RICHARD LIGHT
BENCHMARK 70 Handicap - 1300m



05 April 2025 - 15:57

Track Rating: Soft 6, Weather: Fine, Rail Position: +5m Entire

Section	Overall	1200m	1000m	800m	600m	400m	200m						
Section Times	1:23.58 [7] (0:07.98)	1:15.60 [8] (0:11.48)	1:04.12 [8] (0:12.09)	0:52.03 [8] (0:12.21)	0:39.82 [8] (0:12.98)	0:26.84 [8] (0:13.16)	0:13.68 [7] (0:13.68)						
Average Speed [km/h]	45.1	63.0	60.7	60.5	57.4	55.9	52.5						
Top Speed [km/h]	60.2	63.8	62.6	61.2	59.8	57.3	54.1						
Avg. Dist. to Rail [m]	9.5	7.3	6.3	7.4	6.2	6.1	6.2						
Avg. Stride Freq. [Hz]	2.0	2.3	2.3	2.3	2.2	2.2	2.1						
Avg. Stride Length [m]	6.3	7.8	7.5	7.3	7.2	6.9	6.8						



- [] Ranking at each section and finish
- .-.- No data available at this section
- NA No data available



Horse/Jockey Name	Don't Diss Around
Final Rank	8
Fastest Section Time (Section)	0:09.07 (Overall)
Top Speed [km/h] (Section)	65.0 (1200m)
Race State	Finished



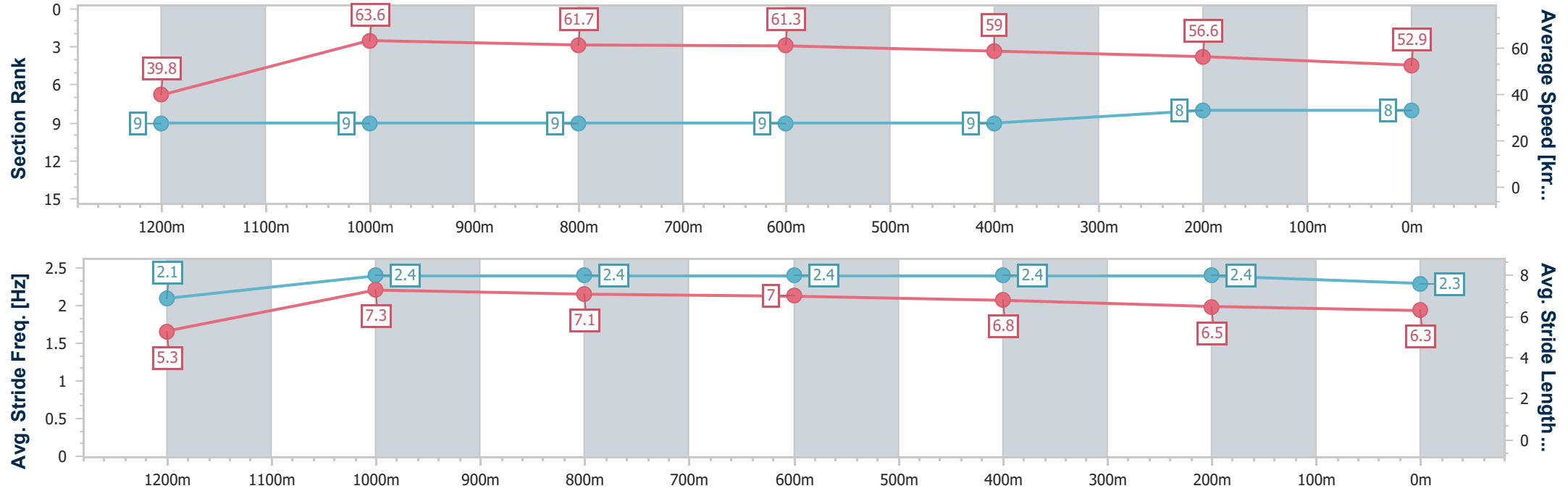
Toowoomba QLD Professional
Race 6: HAPPY 70TH BIRTHDAY RICHARD LIGHT
BENCHMARK 70 Handicap - 1300m



05 April 2025 - 15:57

Track Rating: Soft 6, Weather: Fine, Rail Position: +5m Entire

Section	Overall	1200m	1000m	800m	600m	400m	200m						
Section Times	1:23.70 [8] (0:09.07)	1:14.63 [9] (0:11.35)	1:03.28 [9] (0:11.88)	0:51.40 [9] (0:11.98)	0:39.42 [9] (0:12.70)	0:26.72 [9] (0:13.14)	0:13.58 [8] (0:13.58)						
Average Speed [km/h]	39.8	63.6	61.7	61.3	59.0	56.6	52.9						
Top Speed [km/h]	59.4	65.0	64.6	62.7	61.7	58.3	55.6						
Avg. Dist. to Rail [m]	5.8	5.6	5.5	5.7	7.7	8.5	8.5						
Avg. Stride Freq. [Hz]	2.1	2.4	2.4	2.4	2.4	2.4	2.3						
Avg. Stride Length [m]	5.3	7.3	7.1	7.0	6.8	6.5	6.3						



- [] Ranking at each section and finish
- .-.- No data available at this section
- NA No data available



Horse/Jockey Name	Viennawaitsforyou
Final Rank	9
Fastest Section Time (Section)	0:07.74 (Overall)
Top Speed [km/h] (Section)	68.1 (1200m)
Race State	Finished



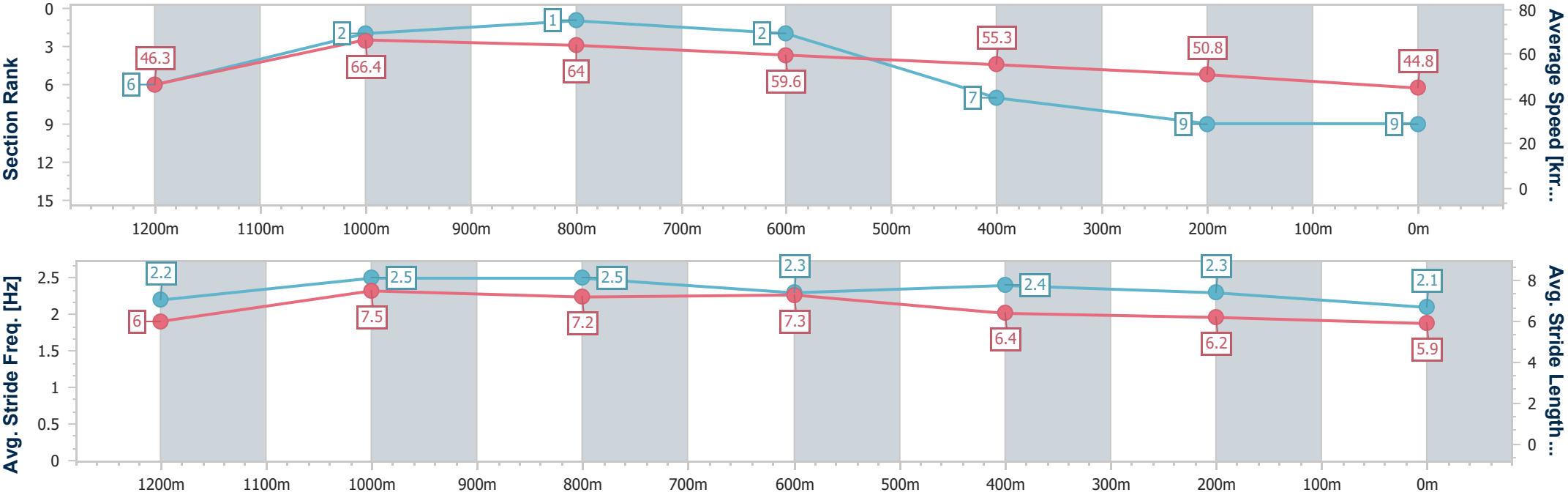
Toowoomba QLD Professional
Race 6: HAPPY 70TH BIRTHDAY RICHARD LIGHT
BENCHMARK 70 Handicap - 1300m



05 April 2025 - 15:57

Track Rating: Soft 6, Weather: Fine, Rail Position: +5m Entire

Section	Overall	1200m	1000m	800m	600m	400m	200m						
Section Times	1:26.95 [9] (0:07.74)	1:19.21 [6] (0:10.96)	1:08.25 [2] (0:11.59)	0:56.66 [1] (0:12.51)	0:44.15 [2] (0:13.62)	0:30.53 [7] (0:14.51)	0:16.02 [9] (0:16.02)						
Average Speed [km/h]	46.3	66.4	64.0	59.6	55.3	50.8	44.8						
Top Speed [km/h]	60.2	68.1	67.1	61.6	58.3	52.8	48.2						
Avg. Dist. to Rail [m]	15.4	11.7	9.8	9.7	8.8	6.5	7.3						
Avg. Stride Freq. [Hz]	2.2	2.5	2.5	2.3	2.4	2.3	2.1						
Avg. Stride Length [m]	6.0	7.5	7.2	7.3	6.4	6.2	5.9						





Toowoomba QLD Professional
Race 7: GERRY BROWN'S SHELVING & STORAGE BENCHMARK 58
Handicap - 1200m
05 April 2025 - 16:38



Track Rating: Soft 6, Weather: Fine, Rail Position: +5m Entire

Section						Overall	1000m	800m	600m	400m	200m	Last 600m		
Field Times						1:15.36 (0:13.08)	1:02.28 (0:11.60)	0:50.68 (0:12.12)	0:38.56 (0:12.72)	0:25.84 (0:12.81)	0:13.03 (0:13.03)	0:38.56		
Rank	TAB	Horse/Jockey	Barrier	Top Speed [km/h]	Fastest Section							Margin	Distance Travelled [m]	
1	3	DOWNEY	8	63.6	0:11.79	1:15.36 [1]	1:01.45 [11]	0:49.66 [11]	0:37.61 [10]	0:25.05 [8]	0:12.25 [6]	1:15.36	0:37.61	
		Justin Huxtable		1000m	1000m	(0:13.91)	(0:11.79)	(0:12.05)	(0:12.56)	(0:12.80)	(0:12.25)			
2	2	INATICK	9	68.0	0:11.60	1:15.42 [2]	1:02.34 [1]	0:50.74 [1]	0:38.62 [1]	0:25.90 [1]	0:13.09 [1]	0.2L	0:38.62	-3
		Dylan Bennett		Overall	1000m	(0:13.08)	(0:11.60)	(0:12.12)	(0:12.72)	(0:12.81)	(0:13.09)			
3	8	AERIAL BAY	1	65.2	0:11.68	1:15.70 [3]	1:02.45 [2]	0:50.77 [2]	0:38.65 [2]	0:25.91 [2]	0:13.05 [2]	1.7L	0:38.65	-5
		Anthony Allen		Overall	1000m	(0:13.25)	(0:11.68)	(0:12.12)	(0:12.74)	(0:12.86)	(0:13.05)			
4	15	HUSSON'S REVENGE	11	63.5	0:11.88	1:15.82 [4]	1:02.08 [8]	0:50.20 [10]	0:37.97 [11]	0:25.44 [10]	0:12.63 [8]	2.2L	0:37.97	+6
		Landan Sykes		1000m	1000m	(0:13.74)	(0:11.88)	(0:12.23)	(0:12.53)	(0:12.81)	(0:12.63)			
5	7	SMOOTH FLIGHT	2	67.0	0:11.53	1:15.82 [5]	1:02.03 [9]	0:50.50 [6]	0:38.41 [5]	0:25.53 [7]	0:12.87 [4]	2.3L	0:38.41	-7
		Erin Molloy		Overall	1000m	(0:13.79)	(0:11.53)	(0:12.09)	(0:12.88)	(0:12.66)	(0:12.87)			
6	1	FIGHTING IDOL	5	65.0	0:11.60	1:16.32 [6]	1:02.91 [4]	0:51.31 [3]	0:39.10 [4]	0:26.32 [3]	0:13.33 [5]	5.1L	0:39.10	+4
		Liv O'Donnell		1000m	1000m	(0:13.41)	(0:11.60)	(0:12.21)	(0:12.78)	(0:12.99)	(0:13.33)			
7	17	MOUNT DOVE	7	65.5	0:11.63	1:16.41 [7]	1:02.55 [10]	0:50.92 [9]	0:38.78 [9]	0:25.97 [11]	0:13.04 [11]	5.6L	0:38.78	-6
		Karl Zechner		1000m	1000m	(0:13.86)	(0:11.63)	(0:12.14)	(0:12.81)	(0:12.93)	(0:13.04)			
8	4	ANYWAY YOU WANT IT	6	63.7	0:11.71	1:16.44 [8]	1:02.76 [7]	0:51.05 [7]	0:38.82 [8]	0:26.09 [9]	0:13.19 [9]	5.8L	0:38.82	+3
		Stacey Callow		1000m	1000m	(0:13.68)	(0:11.71)	(0:12.23)	(0:12.73)	(0:12.90)	(0:13.19)			
9	14	NEW YORK GAL	10	64.5	0:11.78	1:16.51 [9]	1:02.86 [6]	0:51.08 [8]	0:38.95 [7]	0:26.27 [6]	0:13.34 [7]	6.1L	0:38.95	+1
		Les Tilley		1000m	1000m	(0:13.65)	(0:11.78)	(0:12.13)	(0:12.68)	(0:12.93)	(0:13.34)			
10	12	INSPIRED DREAM	4	65.0	0:11.70	1:16.59 [10]	1:03.07 [5]	0:51.37 [5]	0:39.16 [6]	0:26.54 [4]	0:13.67 [3]	6.5L	0:39.16	-2
		Nozi Tomizawa		Overall	1000m	(0:13.52)	(0:11.70)	(0:12.21)	(0:12.62)	(0:12.87)	(0:13.67)			

Scratched: Saddle Boy (#13), Hearts Are Racing (#16), Jamaican Mecrazy (#18), Freeman (#10), Brooklyn Daisy (#11), Platinum Gift (#9), Russian Diva (#6)



Toowoomba QLD Professional
Race 7: GERRY BROWN'S SHELVING & STORAGE BENCHMARK 58
Handicap - 1200m
05 April 2025 - 16:38



Track Rating: Soft 6, Weather: Fine, Rail Position: +5m Entire

Section					Overall	1000m	800m	600m	400m	200m	Last 600m			
Field Times					1:15.36 (0:13.08)	1:02.28 (0:11.60)	0:50.68 (0:12.12)	0:38.56 (0:12.72)	0:25.84 (0:12.81)	0:13.03 (0:13.03)	0:38.56			
Rank	TAB	Horse/Jockey	Barrier	Top Speed [km/h]	Fastest Section							Margin	Distance Travelled [m]	
11	5	EXPLOSIVE DRAGON	3	65.4	0:11.66	1:16.79 [11]	1:03.42 [3]	0:51.76 [4]	0:39.61 [3]	0:26.73 [5]	0:13.49 [10]	7.5L	0:39.61	-1
		Chelsea Baker		Overall	1000m	(0:13.37)	(0:11.66)	(0:12.15)	(0:12.88)	(0:13.24)	(0:13.49)			

Scratched: Saddle Boy (#13), Hearts Are Racing (#16), Jamaican Mecrazy (#18), Freeman (#10), Brooklyn Daisy (#11), Platinum Gift (#9), Russian Diva (#6)



Horse/Jockey Name	Downey
Final Rank	1
Fastest Section Time (Section)	0:11.79 (1000m)
Top Speed [km/h] (Section)	63.6 (1000m)
Race State	Finished



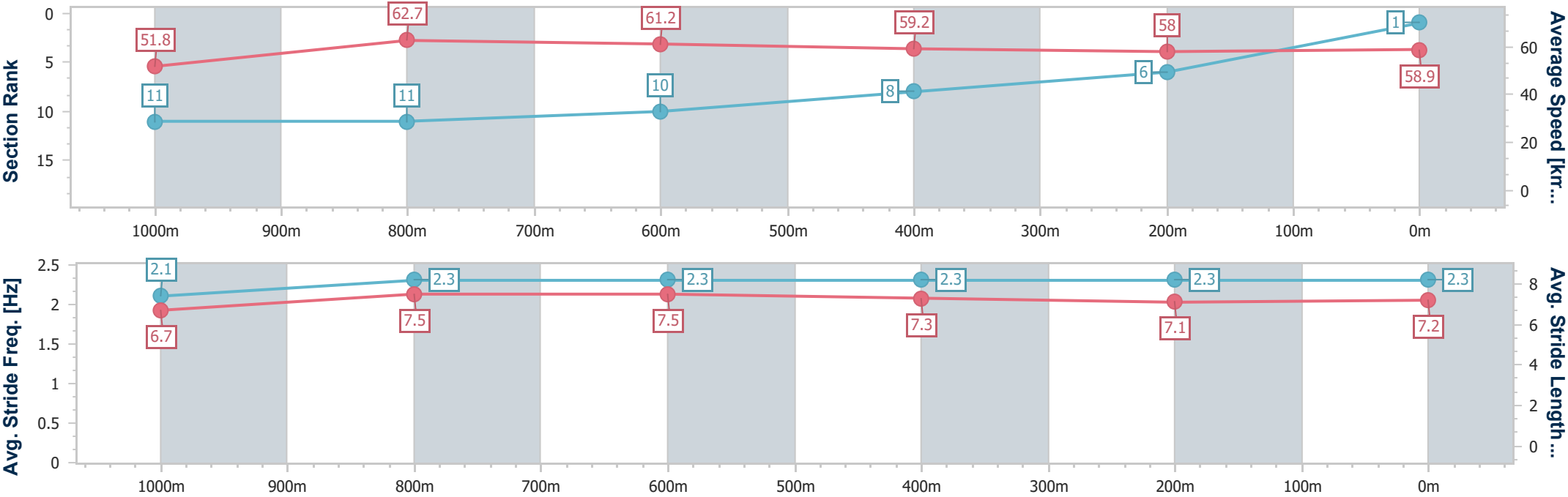
Toowoomba QLD Professional
Race 7: GERRY BROWN'S SHELVING & STORAGE
BENCHMARK 58 Handicap - 1200m



05 April 2025 - 16:38

Track Rating: Soft 6, Weather: Fine, Rail Position: +5m Entire

Section	Overall	1000m	800m	600m	400m	200m							
Section Times	1:15.36 [1] (0:13.91)	1:01.45 [11] (0:11.79)	0:49.66 [11] (0:12.05)	0:37.61 [10] (0:12.56)	0:25.05 [8] (0:12.80)	0:12.25 [6] (0:12.25)							
Average Speed [km/h]	51.8	62.7	61.2	59.2	58.0	58.9							
Top Speed [km/h]	62.2	63.6	62.3	60.1	59.4	59.4							
Avg. Dist. to Rail [m]	13.0	8.2	6.6	6.5	7.8	6.2							
Avg. Stride Freq. [Hz]	2.1	2.3	2.3	2.3	2.3	2.3							
Avg. Stride Length [m]	6.7	7.5	7.5	7.3	7.1	7.2							





Horse/Jockey Name	Inatick
Final Rank	2
Fastest Section Time (Section)	0:11.60 (1000m)
Top Speed [km/h] (Section)	68.0 (Overall)
Race State	Finished



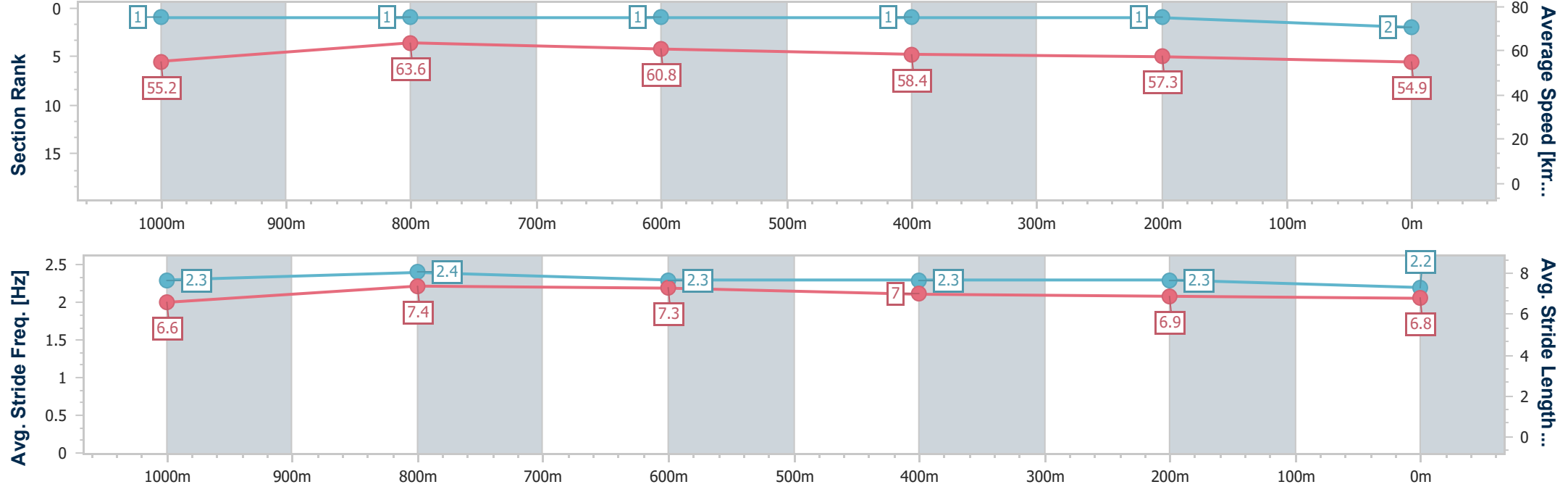
Toowoomba QLD Professional
Race 7: GERRY BROWN'S SHELVING & STORAGE
BENCHMARK 58 Handicap - 1200m



05 April 2025 - 16:38

Track Rating: Soft 6, Weather: Fine, Rail Position: +5m Entire

Section	Overall	1000m	800m	600m	400m	200m							
Section Times	1:15.42 [2] (0:13.08)	1:02.34 [1] (0:11.60)	0:50.74 [1] (0:12.12)	0:38.62 [1] (0:12.72)	0:25.90 [1] (0:12.81)	0:13.09 [1] (0:13.09)							
Average Speed [km/h]	55.2	63.6	60.8	58.4	57.3	54.9							
Top Speed [km/h]	68.0	64.9	63.0	60.0	58.2	56.4							
Avg. Dist. to Rail [m]	12.8	8.1	6.7	5.8	5.2	6.0							
Avg. Stride Freq. [Hz]	2.3	2.4	2.3	2.3	2.3	2.2							
Avg. Stride Length [m]	6.6	7.4	7.3	7.0	6.9	6.8							



- [] Ranking at each section and finish
- .-.- No data available at this section
- NA No data available



Horse/Jockey Name	Aerial Bay
Final Rank	3
Fastest Section Time (Section)	0:11.68 (1000m)
Top Speed [km/h] (Section)	65.2 (Overall)
Race State	Finished



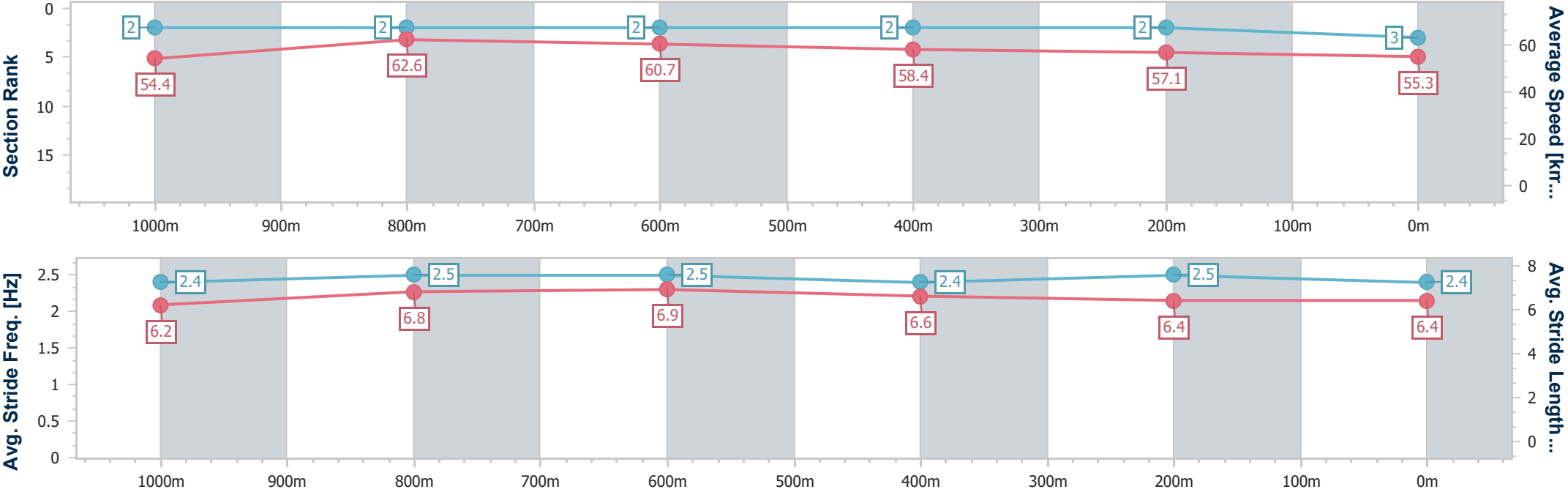
Toowoomba QLD Professional
Race 7: GERRY BROWN'S SHELVING & STORAGE
BENCHMARK 58 Handicap - 1200m



05 April 2025 - 16:38

Track Rating: Soft 6, Weather: Fine, Rail Position: +5m Entire

Section	Overall	1000m	800m	600m	400m	200m							
Section Times	1:15.70 [3] (0:13.25)	1:02.45 [2] (0:11.68)	0:50.77 [2] (0:12.12)	0:38.65 [2] (0:12.74)	0:25.91 [2] (0:12.86)	0:13.05 [2] (0:13.05)							
Average Speed [km/h]	54.4	62.6	60.7	58.4	57.1	55.3							
Top Speed [km/h]	65.2	64.3	62.3	60.5	58.6	56.9							
Avg. Dist. to Rail [m]	6.6	5.2	6.2	6.2	6.0	6.4							
Avg. Stride Freq. [Hz]	2.4	2.5	2.5	2.4	2.5	2.4							
Avg. Stride Length [m]	6.2	6.8	6.9	6.6	6.4	6.4							





Horse/Jockey Name	Husson's Revenge
Final Rank	4
Fastest Section Time (Section)	0:11.88 (1000m)
Top Speed [km/h] (Section)	63.5 (1000m)
Race State	Finished



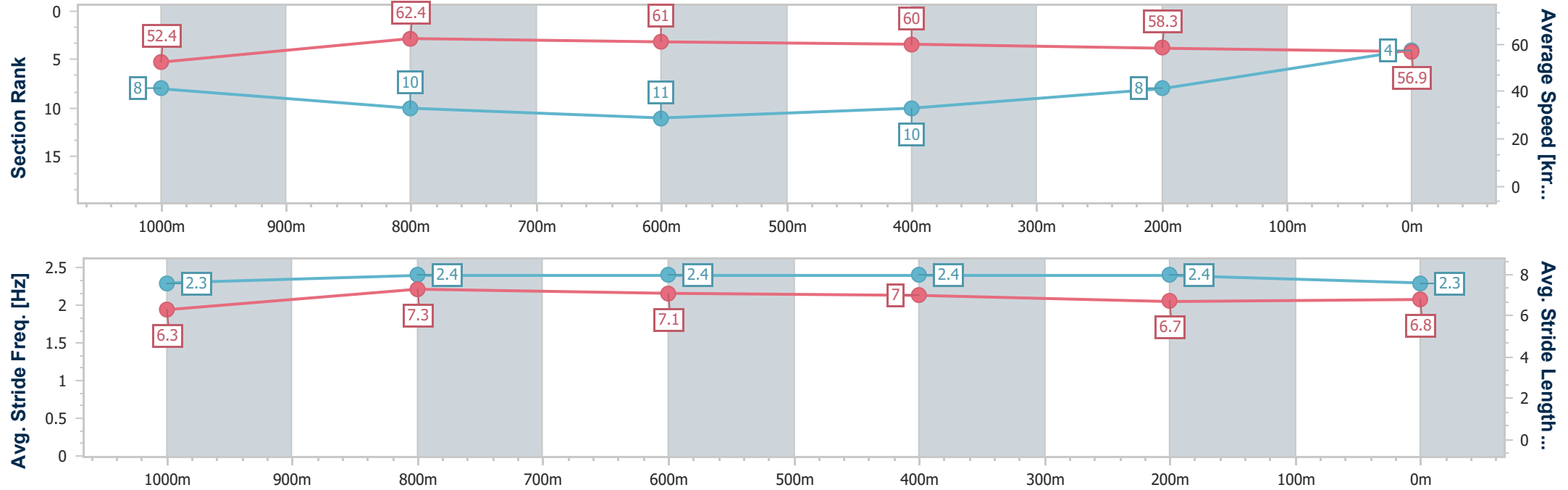
Toowoomba QLD Professional
Race 7: GERRY BROWN'S SHELVING & STORAGE
BENCHMARK 58 Handicap - 1200m



05 April 2025 - 16:38

Track Rating: Soft 6, Weather: Fine, Rail Position: +5m Entire

Section	Overall	1000m	800m	600m	400m	200m							
Section Times	1:15.82 [4] (0:13.74)	1:02.08 [8] (0:11.88)	0:50.20 [10] (0:12.23)	0:37.97 [11] (0:12.53)	0:25.44 [10] (0:12.81)	0:12.63 [8] (0:12.63)							
Average Speed [km/h]	52.4	62.4	61.0	60.0	58.3	56.9							
Top Speed [km/h]	63.3	63.5	62.0	61.3	58.9	58.6							
Avg. Dist. to Rail [m]	14.2	8.9	9.2	8.6	10.4	9.8							
Avg. Stride Freq. [Hz]	2.3	2.4	2.4	2.4	2.4	2.3							
Avg. Stride Length [m]	6.3	7.3	7.1	7.0	6.7	6.8							





Horse/Jockey Name	Smooth Flight
Final Rank	5
Fastest Section Time (Section)	0:11.53 (1000m)
Top Speed [km/h] (Section)	67.0 (Overall)
Race State	Finished



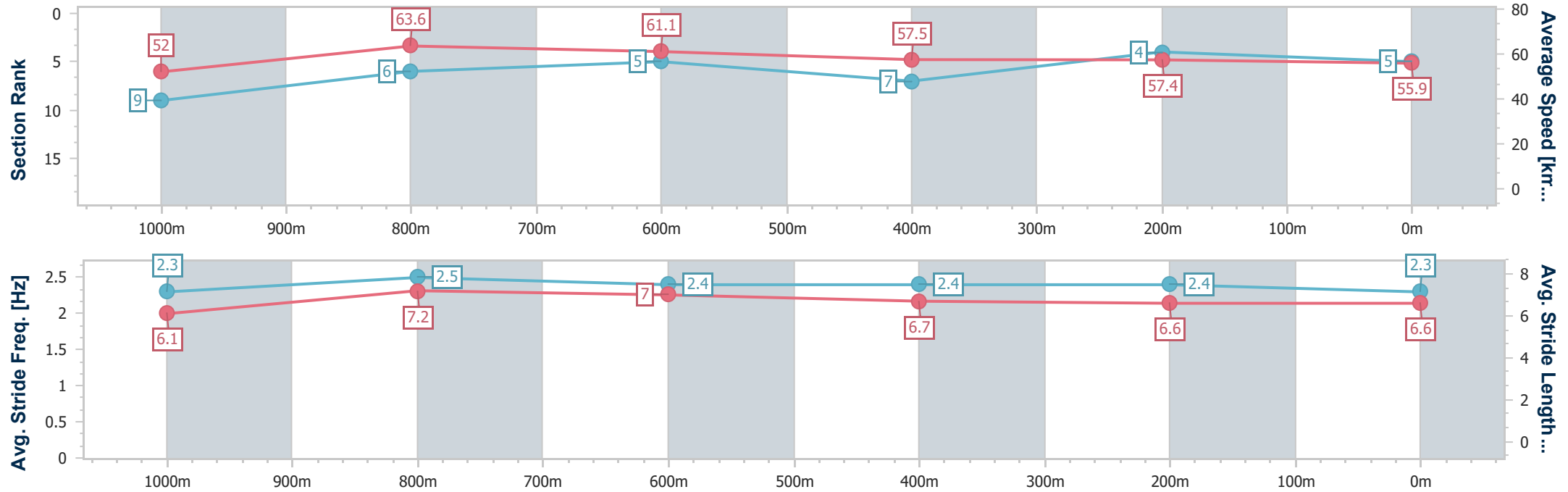
Toowoomba QLD Professional
Race 7: GERRY BROWN'S SHELVING & STORAGE
BENCHMARK 58 Handicap - 1200m



05 April 2025 - 16:38

Track Rating: Soft 6, Weather: Fine, Rail Position: +5m Entire

Section	Overall	1000m	800m	600m	400m	200m							
Section Times	1:15.82 [5] (0:13.79)	1:02.03 [9] (0:11.53)	0:50.50 [6] (0:12.09)	0:38.41 [5] (0:12.88)	0:25.53 [7] (0:12.66)	0:12.87 [4] (0:12.87)							
Average Speed [km/h]	52.0	63.6	61.1	57.5	57.4	55.9							
Top Speed [km/h]	67.0	66.3	62.6	59.8	58.6	57.4							
Avg. Dist. to Rail [m]	9.0	5.9	6.2	5.5	2.7	3.2							
Avg. Stride Freq. [Hz]	2.3	2.5	2.4	2.4	2.4	2.3							
Avg. Stride Length [m]	6.1	7.2	7.0	6.7	6.6	6.6							



- [] Ranking at each section and finish
- .-.- No data available at this section
- NA No data available



Horse/Jockey Name	Fighting Idol
Final Rank	6
Fastest Section Time (Section)	0:11.60 (1000m)
Top Speed [km/h] (Section)	65.0 (1000m)
Race State	Finished



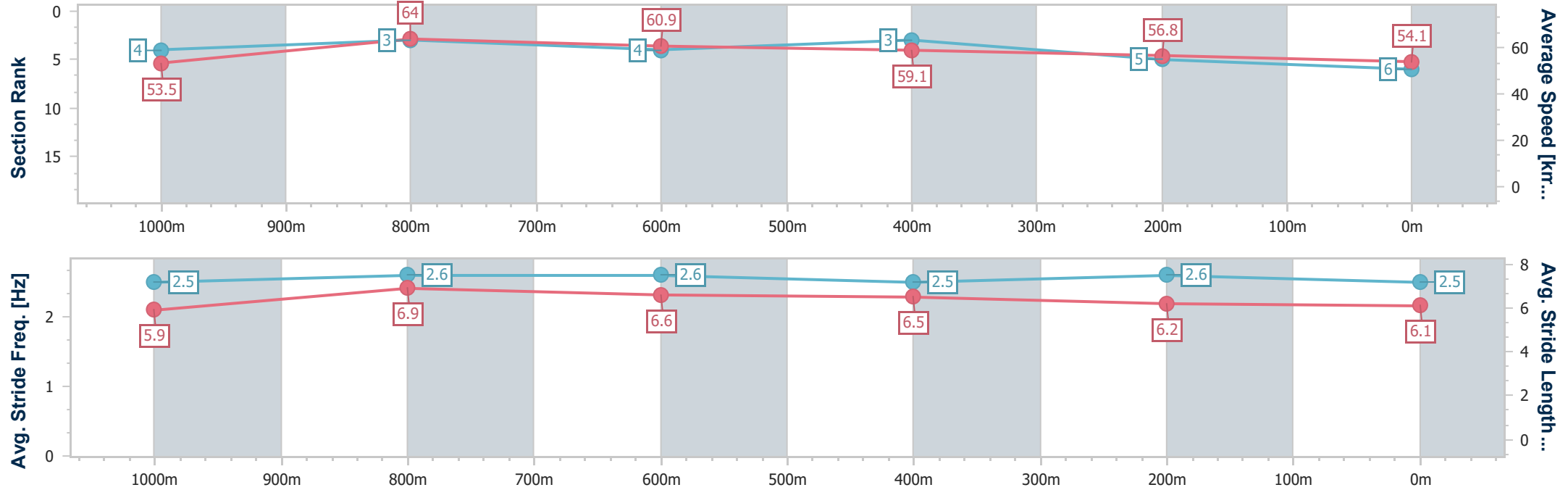
Toowoomba QLD Professional
Race 7: GERRY BROWN'S SHELVING & STORAGE
BENCHMARK 58 Handicap - 1200m



05 April 2025 - 16:38

Track Rating: Soft 6, Weather: Fine, Rail Position: +5m Entire

Section	Overall	1000m	800m	600m	400m	200m							
Section Times	1:16.32 [6] (0:13.41)	1:02.91 [4] (0:11.60)	0:51.31 [3] (0:12.21)	0:39.10 [4] (0:12.78)	0:26.32 [3] (0:12.99)	0:13.33 [5] (0:13.33)							
Average Speed [km/h]	53.5	64.0	60.9	59.1	56.8	54.1							
Top Speed [km/h]	64.3	65.0	62.6	60.1	59.0	56.0							
Avg. Dist. to Rail [m]	8.2	7.8	9.5	9.2	8.1	9.4							
Avg. Stride Freq. [Hz]	2.5	2.6	2.6	2.5	2.6	2.5							
Avg. Stride Length [m]	5.9	6.9	6.6	6.5	6.2	6.1							



- [] Ranking at each section and finish
- .-.- No data available at this section
- NA No data available



Horse/Jockey Name	Mount Dove
Final Rank	7
Fastest Section Time (Section)	0:11.63 (1000m)
Top Speed [km/h] (Section)	65.5 (1000m)
Race State	Finished



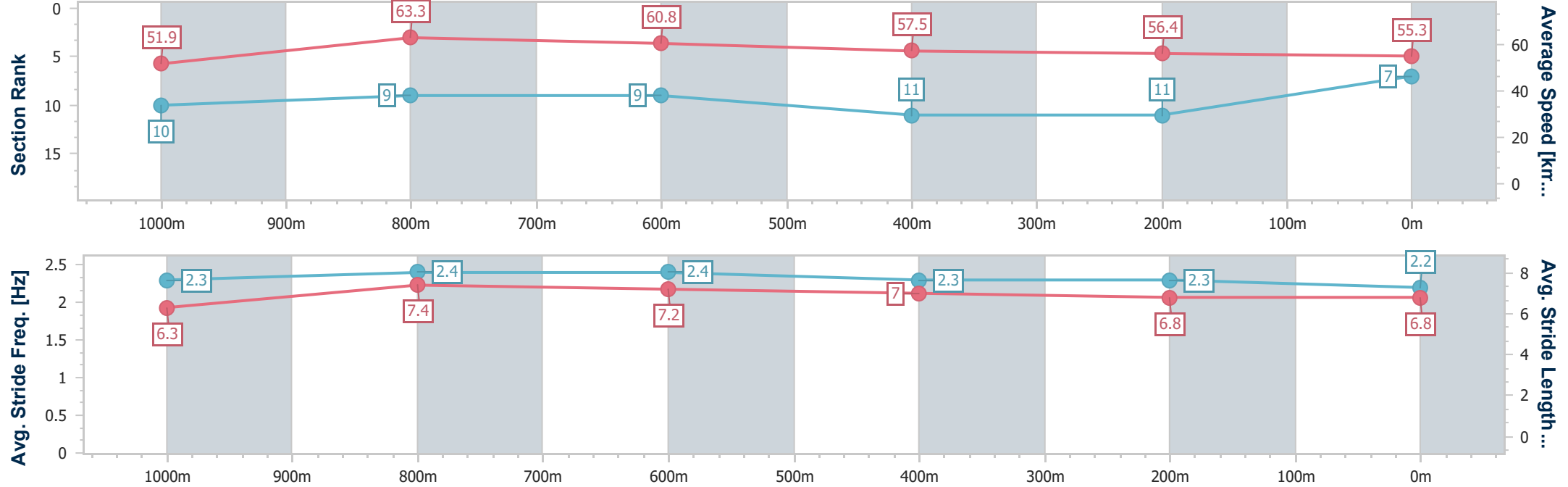
Toowoomba QLD Professional
Race 7: GERRY BROWN'S SHELVING & STORAGE
BENCHMARK 58 Handicap - 1200m



05 April 2025 - 16:38

Track Rating: Soft 6, Weather: Fine, Rail Position: +5m Entire

Section	Overall	1000m	800m	600m	400m	200m								
Section Times	1:16.41 [7] (0:13.86)	1:02.55 [10] (0:11.63)	0:50.92 [9] (0:12.14)	0:38.78 [9] (0:12.81)	0:25.97 [11] (0:12.93)	0:13.04 [11] (0:13.04)								
Average Speed [km/h]	51.9	63.3	60.8	57.5	56.4	55.3								
Top Speed [km/h]	64.6	65.5	62.2	60.4	56.9	56.7								
Avg. Dist. to Rail [m]	9.9	6.8	6.8	4.7	2.6	2.3								
Avg. Stride Freq. [Hz]	2.3	2.4	2.4	2.3	2.3	2.2								
Avg. Stride Length [m]	6.3	7.4	7.2	7.0	6.8	6.8								





Horse/Jockey Name	Anyway You Want It
Final Rank	8
Fastest Section Time (Section)	0:11.71 (1000m)
Top Speed [km/h] (Section)	63.7 (1000m)
Race State	Finished



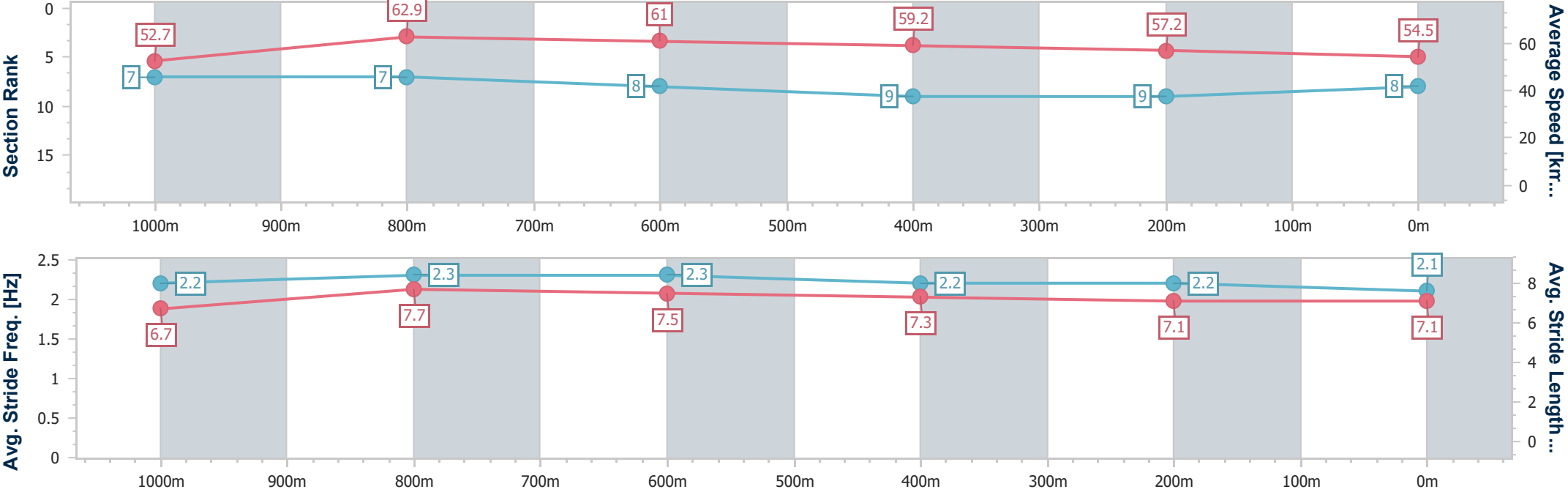
Toowoomba QLD Professional
Race 7: GERRY BROWN'S SHELVING & STORAGE
BENCHMARK 58 Handicap - 1200m



05 April 2025 - 16:38

Track Rating: Soft 6, Weather: Fine, Rail Position: +5m Entire

Section	Overall	1000m	800m	600m	400m	200m							
Section Times	1:16.44 [8] (0:13.68)	1:02.76 [7] (0:11.71)	0:51.05 [7] (0:12.23)	0:38.82 [8] (0:12.73)	0:26.09 [9] (0:12.90)	0:13.19 [9] (0:13.19)							
Average Speed [km/h]	52.7	62.9	61.0	59.2	57.2	54.5							
Top Speed [km/h]	63.4	63.7	62.8	60.6	58.1	55.3							
Avg. Dist. to Rail [m]	10.7	7.8	9.3	8.8	6.9	7.7							
Avg. Stride Freq. [Hz]	2.2	2.3	2.3	2.2	2.2	2.1							
Avg. Stride Length [m]	6.7	7.7	7.5	7.3	7.1	7.1							





Horse/Jockey Name	New York Gal
Final Rank	9
Fastest Section Time (Section)	0:11.78 (1000m)
Top Speed [km/h] (Section)	64.5 (1000m)
Race State	Finished



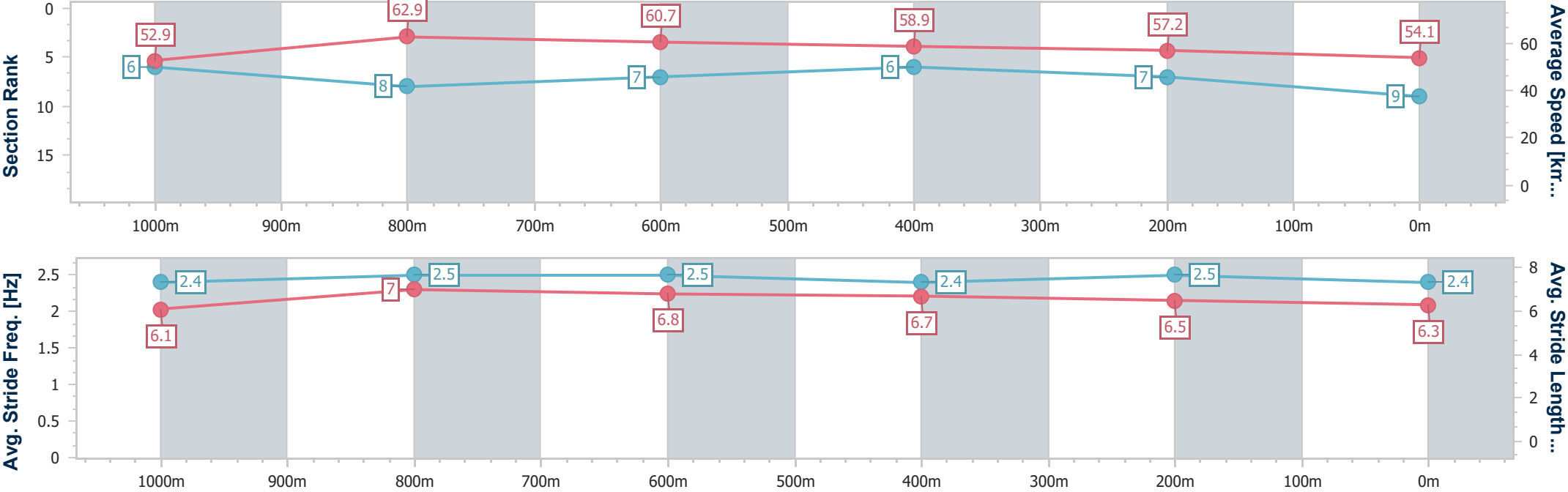
Toowoomba QLD Professional
Race 7: GERRY BROWN'S SHELVING & STORAGE
BENCHMARK 58 Handicap - 1200m



05 April 2025 - 16:38

Track Rating: Soft 6, Weather: Fine, Rail Position: +5m Entire

Section	Overall	1000m	800m	600m	400m	200m							
Section Times	1:16.51 [9] (0:13.65)	1:02.86 [6] (0:11.78)	0:51.08 [8] (0:12.13)	0:38.95 [7] (0:12.68)	0:26.27 [6] (0:12.93)	0:13.34 [7] (0:13.34)							
Average Speed [km/h]	52.9	62.9	60.7	58.9	57.2	54.1							
Top Speed [km/h]	63.6	64.5	62.3	61.1	58.3	55.2							
Avg. Dist. to Rail [m]	13.6	8.5	7.2	7.0	8.7	10.0							
Avg. Stride Freq. [Hz]	2.4	2.5	2.5	2.4	2.5	2.4							
Avg. Stride Length [m]	6.1	7.0	6.8	6.7	6.5	6.3							





Horse/Jockey Name	Inspired Dream
Final Rank	10
Fastest Section Time (Section)	0:11.70 (1000m)
Top Speed [km/h] (Section)	65.0 (Overall)
Race State	Finished



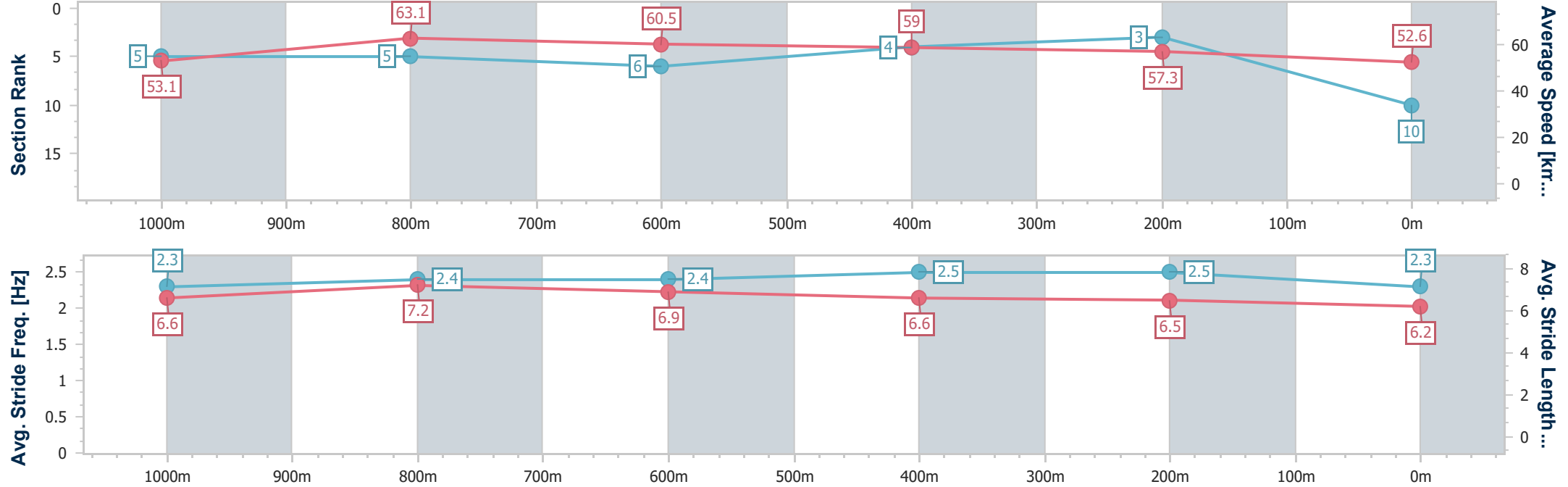
Toowoomba QLD Professional
Race 7: GERRY BROWN'S SHELVING & STORAGE
BENCHMARK 58 Handicap - 1200m



05 April 2025 - 16:38

Track Rating: Soft 6, Weather: Fine, Rail Position: +5m Entire

Section	Overall	1000m	800m	600m	400m	200m							
Section Times	1:16.59 [10] (0:13.52)	1:03.07 [5] (0:11.70)	0:51.37 [5] (0:12.21)	0:39.16 [6] (0:12.62)	0:26.54 [4] (0:12.87)	0:13.67 [3] (0:13.67)							
Average Speed [km/h]	53.1	63.1	60.5	59.0	57.3	52.6							
Top Speed [km/h]	65.0	64.9	62.8	60.3	59.5	54.5							
Avg. Dist. to Rail [m]	8.5	6.7	7.7	6.9	6.2	6.8							
Avg. Stride Freq. [Hz]	2.3	2.4	2.4	2.5	2.5	2.3							
Avg. Stride Length [m]	6.6	7.2	6.9	6.6	6.5	6.2							





Horse/Jockey Name	Explosive Dragon
Final Rank	11
Fastest Section Time (Section)	0:11.66 (1000m)
Top Speed [km/h] (Section)	65.4 (Overall)
Race State	Finished



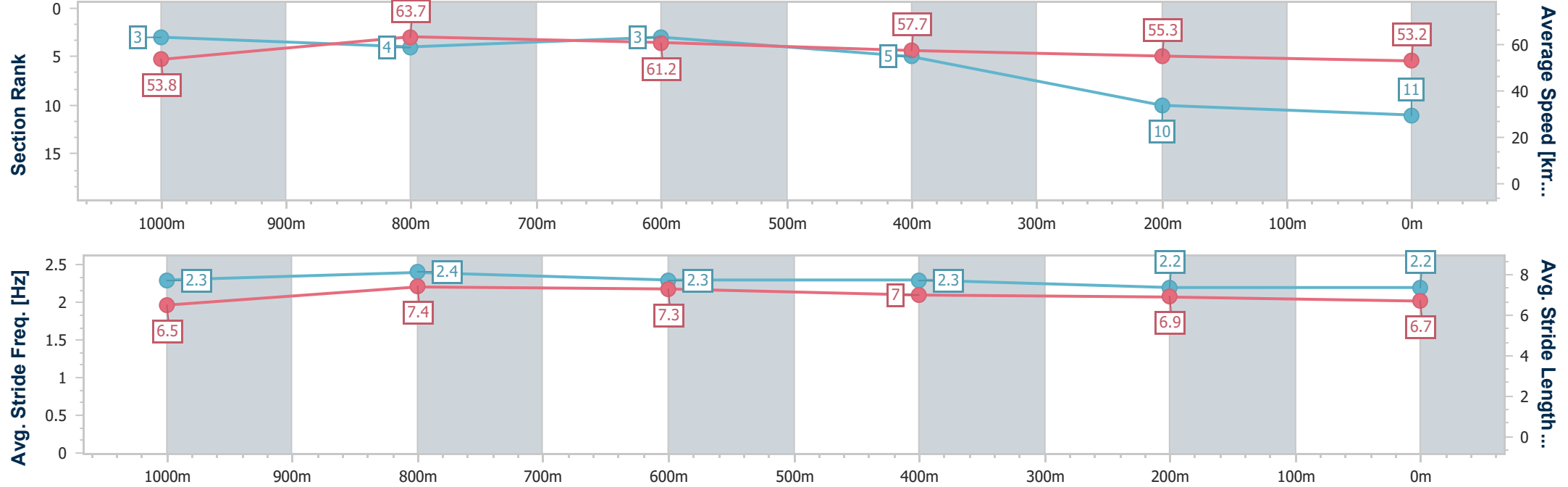
Toowoomba QLD Professional
Race 7: GERRY BROWN'S SHELVING & STORAGE
BENCHMARK 58 Handicap - 1200m



05 April 2025 - 16:38

Track Rating: Soft 6, Weather: Fine, Rail Position: +5m Entire

Section	Overall	1000m	800m	600m	400m	200m							
Section Times	1:16.79 [11] (0:13.37)	1:03.42 [3] (0:11.66)	0:51.76 [4] (0:12.15)	0:39.61 [3] (0:12.88)	0:26.73 [5] (0:13.24)	0:13.49 [10] (0:13.49)							
Average Speed [km/h]	53.8	63.7	61.2	57.7	55.3	53.2							
Top Speed [km/h]	65.4	65.4	62.8	60.1	56.9	54.7							
Avg. Dist. to Rail [m]	10.5	8.9	8.2	6.7	4.4	5.9							
Avg. Stride Freq. [Hz]	2.3	2.4	2.3	2.3	2.2	2.2							
Avg. Stride Length [m]	6.5	7.4	7.3	7.0	6.9	6.7							



- [] Ranking at each section and finish
- .-.- No data available at this section
- NA No data available