



Ladbrokes Cannon Park QLD Professional

Race 1: IT'S A LIFE I WANT Maiden Plate - 950m

10 April 2025 - 12:35



Track Rating: Good 4, Weather: Overcast, Rail Position: True

Section						Overall	800m	600m	400m	200m				Last 600m
Field Times						0:56.97 (0:10.51)	0:46.46 (0:10.64)	0:35.82 (0:11.24)	0:24.58 (0:11.94)	0:12.64 (0:12.64)				0:35.82
Rank	TAB	Horse/Jockey	Barrier	Top Speed [km/h]	Fastest Section						Margin			Distance Travelled [m]
1	7	SWEET CANDY	2	67.4	0:10.56	0:56.97 [1]	0:46.41 [2]	0:35.58 [3]	0:24.32 [3]	0:12.42 [2]	0:56.97	0:35.58		
		Rachel Shred		Overall	Overall	(0:10.56)	(0:10.83)	(0:11.26)	(0:11.90)	(0:12.42)				
2	3	COACHMAN	4	68.6	0:10.51	0:57.09 [2]	0:46.58 [1]	0:35.94 [1]	0:24.65 [2]	0:12.76 [1]	0.73L	0:35.94		+0
		Ryan Wiggins		800m	Overall	(0:10.51)	(0:10.64)	(0:11.29)	(0:11.89)	(0:12.76)				
3	5	HITCHEDINMANHATTAN	3	67.3	0:10.64	0:57.22 [3]	0:46.58 [3]	0:35.74 [4]	0:24.43 [4]	0:12.59 [4]	1.48L	0:35.74		+3
		Sean Cormack		800m	Overall	(0:10.64)	(0:10.84)	(0:11.31)	(0:11.84)	(0:12.59)				
4	1	KEEPTHEWOLVESAWAY	1	66.9	0:10.87	0:57.48 [4]	0:46.56 [5]	0:35.69 [5]	0:24.28 [5]	0:12.51 [5]	3L	0:35.69		-3
		Tyler Leslight		800m	800m	(0:10.92)	(0:10.87)	(0:11.41)	(0:11.77)	(0:12.51)				
5	6	DON'TLEAVEMENOW	5	69.5	0:10.53	0:57.61 [5]	0:46.92 [4]	0:36.39 [2]	0:25.22 [1]	0:13.05 [3]	3.76L	0:36.39		+0
		Nathan Thomas		800m	800m	(0:10.69)	(0:10.53)	(0:11.17)	(0:12.17)	(0:13.05)				

Scratched: Chargin' (#2), Gabby's Ready (#4)



Horse/Jockey Name	Sweet Candy
Final Rank	1
Fastest Section Time (Section)	0:10.56 (Overall)
Top Speed [km/h] (Section)	67.4 (Overall)
Race State	Finished



Ladbrokes Cannon Park QLD Professional

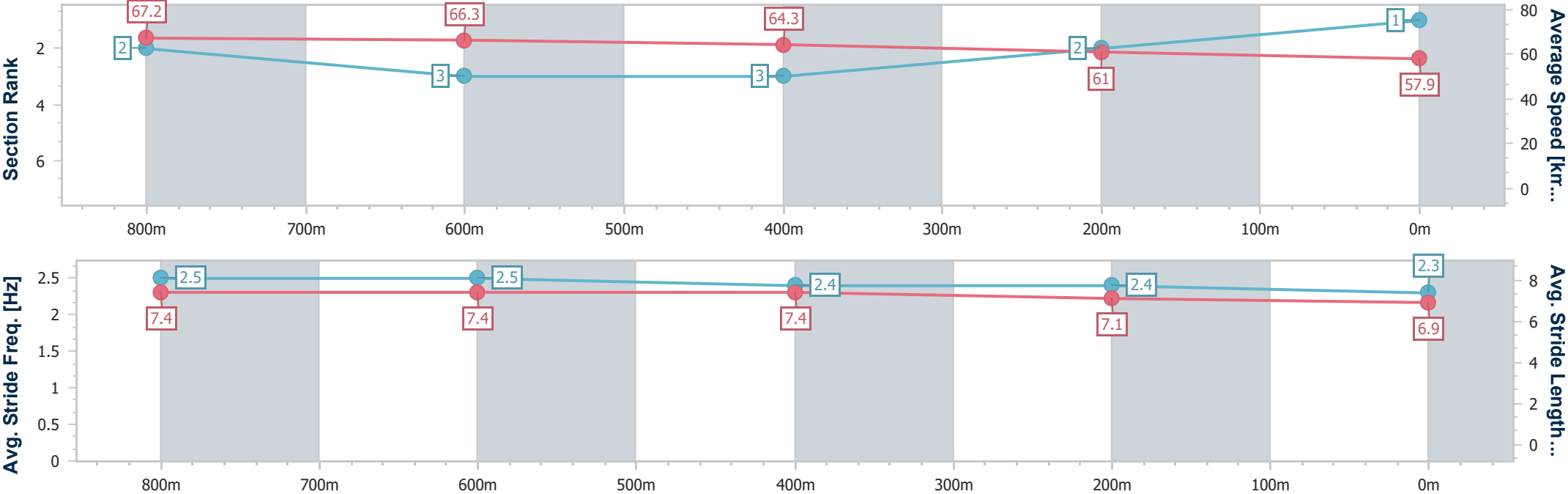
Race 1: IT'S A LIFE I WANT Maiden Plate - 950m

10 April 2025 - 12:35

Track Rating: Good 4, Weather: Overcast, Rail Position: True



Section	Overall	800m	600m	400m	200m														
Section Times	0:56.97 [1] (0:10.56)	0:46.41 [2] (0:10.83)	0:35.58 [3] (0:11.26)	0:24.32 [3] (0:11.90)	0:12.42 [2] (0:12.42)														
Average Speed [km/h]	67.2	66.3	64.3	61.0	57.9														
Top Speed [km/h]	67.4	67.3	67.1	64.6	61.6														
Avg. Dist. to Rail [m]	2.6	1.4	1.2	2.3	3.6														
Avg. Stride Freq. [Hz]	2.5	2.5	2.4	2.4	2.3														
Avg. Stride Length [m]	7.4	7.4	7.4	7.1	6.9														





Horse/Jockey Name	Coachman
Final Rank	2
Fastest Section Time (Section)	0:10.51 (Overall)
Top Speed [km/h] (Section)	68.6 (800m)
Race State	Finished



Ladbrokes Cannon Park QLD Professional

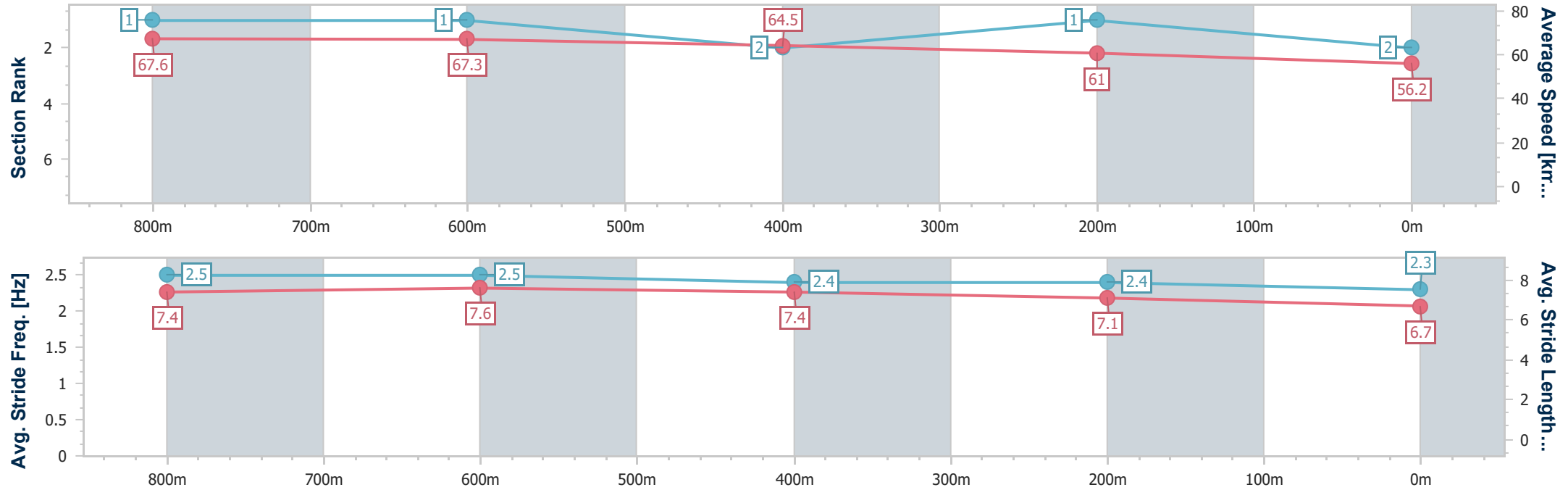
Race 1: IT'S A LIFE I WANT Maiden Plate - 950m

10 April 2025 - 12:35

Track Rating: Good 4, Weather: Overcast, Rail Position: True



Section	Overall	800m	600m	400m	200m										
Section Times	0:57.09 [2] (0:10.51)	0:46.58 [1] (0:10.64)	0:35.94 [1] (0:11.29)	0:24.65 [2] (0:11.89)	0:12.76 [1] (0:12.76)										
Average Speed [km/h]	67.6	67.3	64.5	61.0	56.2										
Top Speed [km/h]	67.8	68.6	68.3	64.4	61.3										
Avg. Dist. to Rail [m]	5.1	1.0	1.1	2.3	2.5										
Avg. Stride Freq. [Hz]	2.5	2.5	2.4	2.4	2.3										
Avg. Stride Length [m]	7.4	7.6	7.4	7.1	6.7										



- [] Ranking at each section and finish
- .-.- No data available at this section
- NA No data available



Horse/Jockey Name	Hitched in Manhattan
Final Rank	3
Fastest Section Time (Section)	0:10.64 (Overall)
Top Speed [km/h] (Section)	67.3 (800m)
Race State	Finished



Ladbrokes Cannon Park QLD Professional

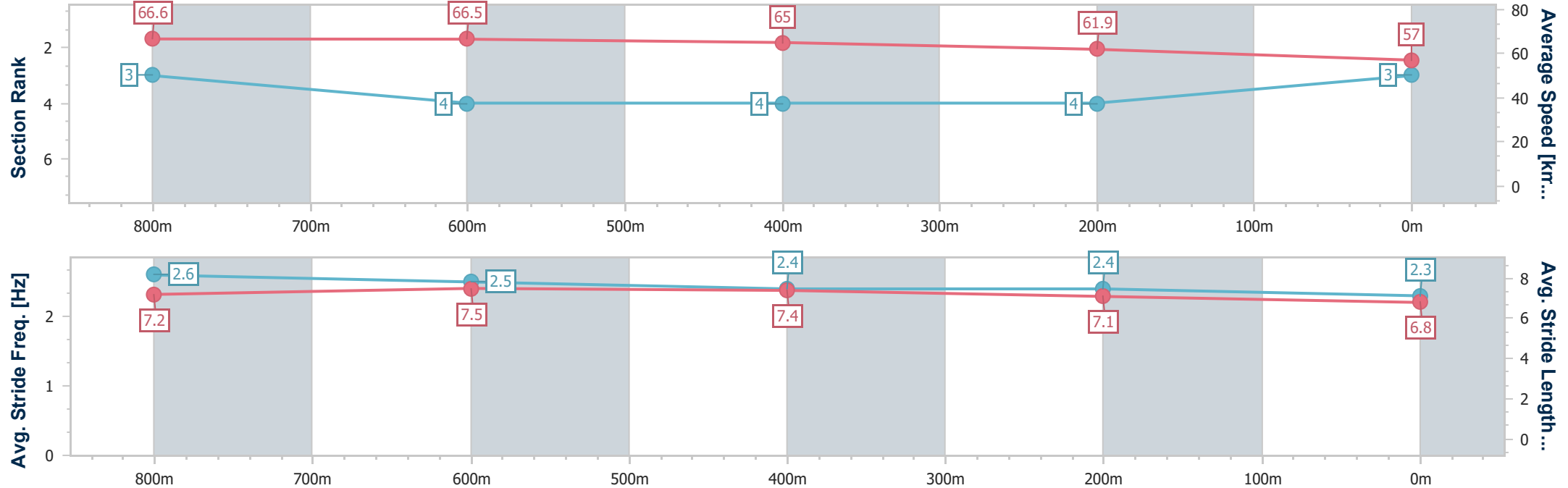
Race 1: IT'S A LIFE I WANT Maiden Plate - 950m

10 April 2025 - 12:35

Track Rating: Good 4, Weather: Overcast, Rail Position: True



Section	Overall	800m	600m	400m	200m										
Section Times	0:57.22 [3] (0:10.64)	0:46.58 [3] (0:10.84)	0:35.74 [4] (0:11.31)	0:24.43 [4] (0:11.84)	0:12.59 [4] (0:12.59)										
Average Speed [km/h]	66.6	66.5	65.0	61.9	57.0										
Top Speed [km/h]	66.8	67.3	67.3	65.6	62.1										
Avg. Dist. to Rail [m]	3.5	1.2	2.4	4.7	5.3										
Avg. Stride Freq. [Hz]	2.6	2.5	2.4	2.4	2.3										
Avg. Stride Length [m]	7.2	7.5	7.4	7.1	6.8										





Horse/Jockey Name	Keepthewolvesaway
Final Rank	4
Fastest Section Time (Section)	0:10.87 (800m)
Top Speed [km/h] (Section)	66.9 (800m)
Race State	Finished



Ladbrokes Cannon Park QLD Professional

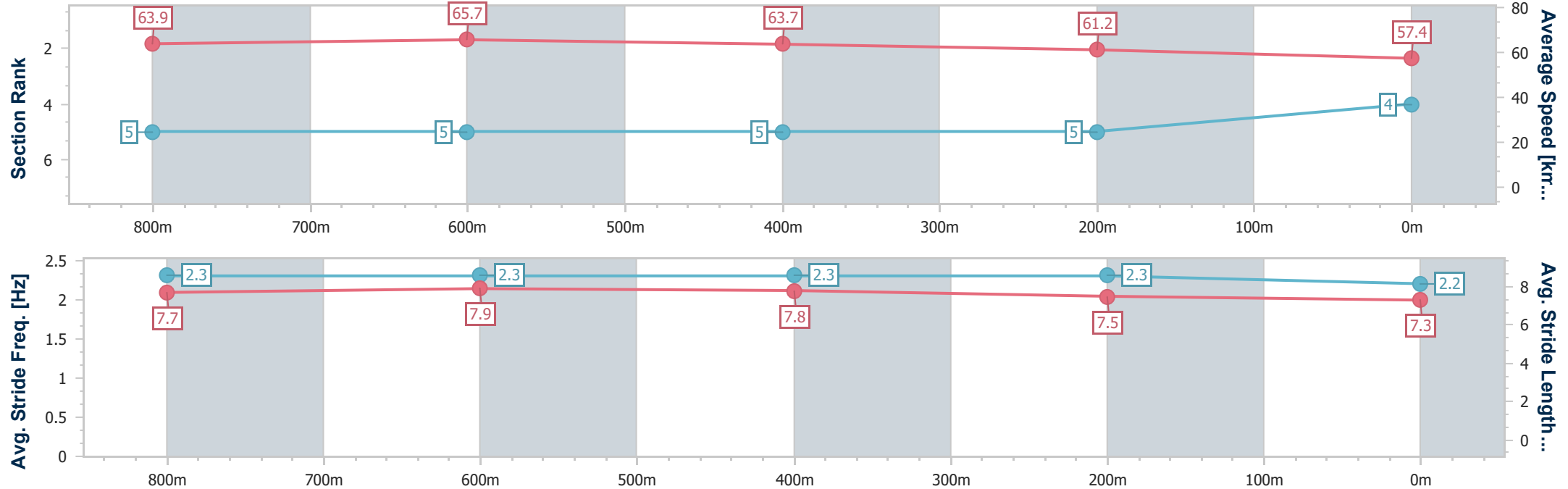
Race 1: IT'S A LIFE I WANT Maiden Plate - 950m

10 April 2025 - 12:35

Track Rating: Good 4, Weather: Overcast, Rail Position: True



Section	Overall	800m	600m	400m	200m														
Section Times	0:57.48 [4] (0:10.92)	0:46.56 [5] (0:10.87)	0:35.69 [5] (0:11.41)	0:24.28 [5] (0:11.77)	0:12.51 [5] (0:12.51)														
Average Speed [km/h]	63.9	65.7	63.7	61.2	57.4														
Top Speed [km/h]	64.1	66.9	66.8	63.9	62.6														
Avg. Dist. to Rail [m]	2.6	0.4	1.2	5.1	8.0														
Avg. Stride Freq. [Hz]	2.3	2.3	2.3	2.3	2.2														
Avg. Stride Length [m]	7.7	7.9	7.8	7.5	7.3														



- [] Ranking at each section and finish
- .-.- No data available at this section
- NA No data available



Horse/Jockey Name	Don'tleavemenow
Final Rank	5
Fastest Section Time (Section)	0:10.53 (800m)
Top Speed [km/h] (Section)	69.5 (800m)
Race State	Finished



Ladbroke's Cannon Park QLD Professional

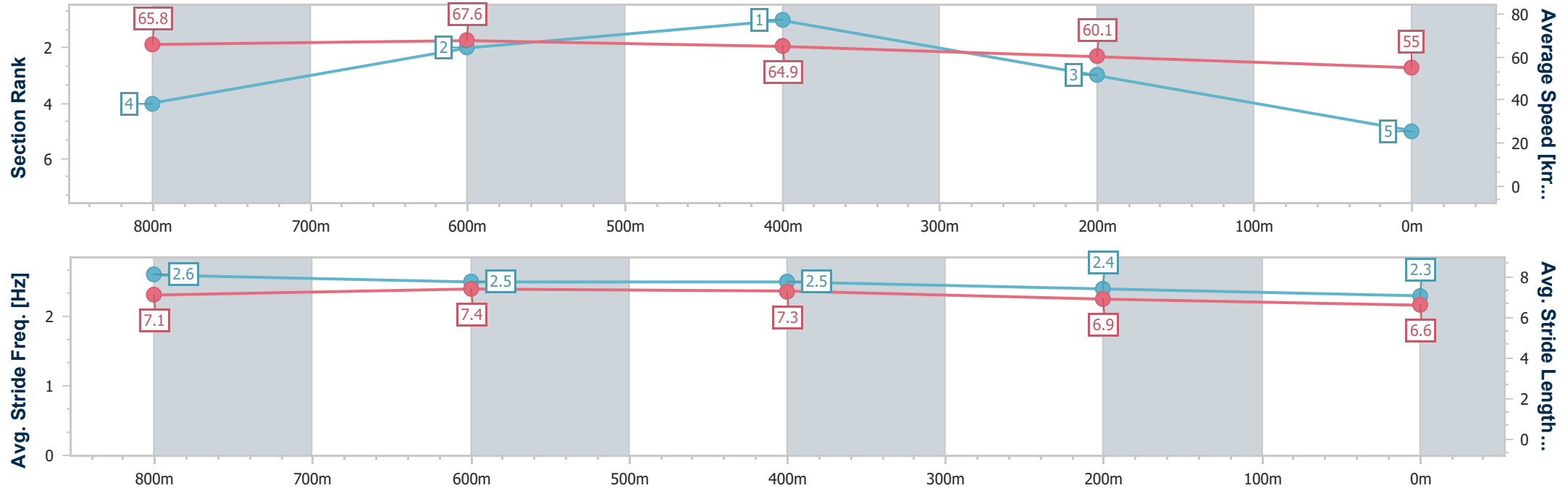
Race 1: IT'S A LIFE I WANT Maiden Plate - 950m

10 April 2025 - 12:35

Track Rating: Good 4, Weather: Overcast, Rail Position: True



Section	Overall	800m	600m	400m	200m									
Section Times	0:57.61 [5] (0:10.69)	0:46.92 [4] (0:10.53)	0:36.39 [2] (0:11.17)	0:25.22 [1] (0:12.17)	0:13.05 [3] (0:13.05)									
Average Speed [km/h]	65.8	67.6	64.9	60.1	55.0									
Top Speed [km/h]	66.0	69.5	68.7	65.1	60.2									
Avg. Dist. to Rail [m]	2.5	0.5	1.4	4.7	4.3									
Avg. Stride Freq. [Hz]	2.6	2.5	2.5	2.4	2.3									
Avg. Stride Length [m]	7.1	7.4	7.3	6.9	6.6									





Ladbroke's Cannon Park QLD Professional
Race 2: ASTUTE FINANCE - BARRON RIVER Maiden Handicap - 1250m
10 April 2025 - 13:15



Track Rating: Good 4, Weather: Overcast, Rail Position: True

Section					Overall	1000m	800m	600m	400m	200m	Last 600m			
Field Times					1:16.19 (0:16.27)	0:59.92 (0:11.35)	0:48.57 (0:11.75)	0:36.82 (0:12.03)	0:24.79 (0:12.14)	0:12.65 (0:12.65)	0:36.82			
Rank	TAB	Horse/Jockey	Barrier	Top Speed [km/h]	Fastest Section							Margin	Distance Travelled [m]	
1	4	PARVULUS	2	67.2	0:11.45	1:16.19 [1]	0:59.90 [2]	0:48.45 [2]	0:36.82 [2]	0:24.78 [2]	0:12.65 [1]	1:16.19	0:36.81	
		Nathan Thomas		Overall	1000m	(0:16.29)	(0:11.45)	(0:11.63)	(0:12.03)	(0:12.13)	(0:12.65)			
2	2	RICH FLEX	6	65.9	0:11.47	1:16.35 [2]	0:59.80 [3]	0:48.33 [4]	0:36.55 [4]	0:24.61 [3]	0:12.58 [3]	0.93L	0:36.55	+3
		Gabrielle Semmens		Overall	1000m	(0:16.55)	(0:11.47)	(0:11.78)	(0:11.94)	(0:12.03)	(0:12.58)			
3	3	BLEDISLOE	7	65.7	0:11.27	1:16.50 [3]	0:59.40 [6]	0:48.13 [6]	0:36.59 [6]	0:24.70 [6]	0:12.73 [4]	1.81L	0:36.59	-1
		Ryan Wiggins		Overall	1000m	(0:17.10)	(0:11.27)	(0:11.54)	(0:11.89)	(0:11.97)	(0:12.73)			
4	6	SHE'S A MISSION	4	65.9	0:11.49	1:16.71 [4]	0:59.94 [5]	0:48.45 [5]	0:36.81 [5]	0:24.93 [5]	0:12.89 [5]	3.07L	0:36.81	-1
		Amanda Thomson		Overall	1000m	(0:16.77)	(0:11.49)	(0:11.64)	(0:11.88)	(0:12.04)	(0:12.89)			
5	7	TOHUKU	3	65.7	0:11.31	1:16.93 [5]	1:00.23 [4]	0:48.92 [3]	0:37.20 [3]	0:25.17 [4]	0:13.06 [6]	4.32L	0:37.20	-7
		Rachel Shred		Overall	1000m	(0:16.70)	(0:11.31)	(0:11.72)	(0:12.03)	(0:12.11)	(0:13.06)			
6	1	KING CANUTE	5	66.3	0:11.35	1:17.52 [6]	1:01.25 [1]	0:49.90 [1]	0:38.15 [1]	0:26.12 [1]	0:13.77 [2]	7.8L	0:38.15	-5
		Sean Cormack		Overall	1000m	(0:16.27)	(0:11.35)	(0:11.75)	(0:12.03)	(0:12.35)	(0:13.77)			

Did Not Finish: Glad Rag Doll (#5)



Horse/Jockey Name	Parvulus
Final Rank	1
Fastest Section Time (Section)	0:11.45 (1000m)
Top Speed [km/h] (Section)	67.2 (Overall)
Race State	Finished



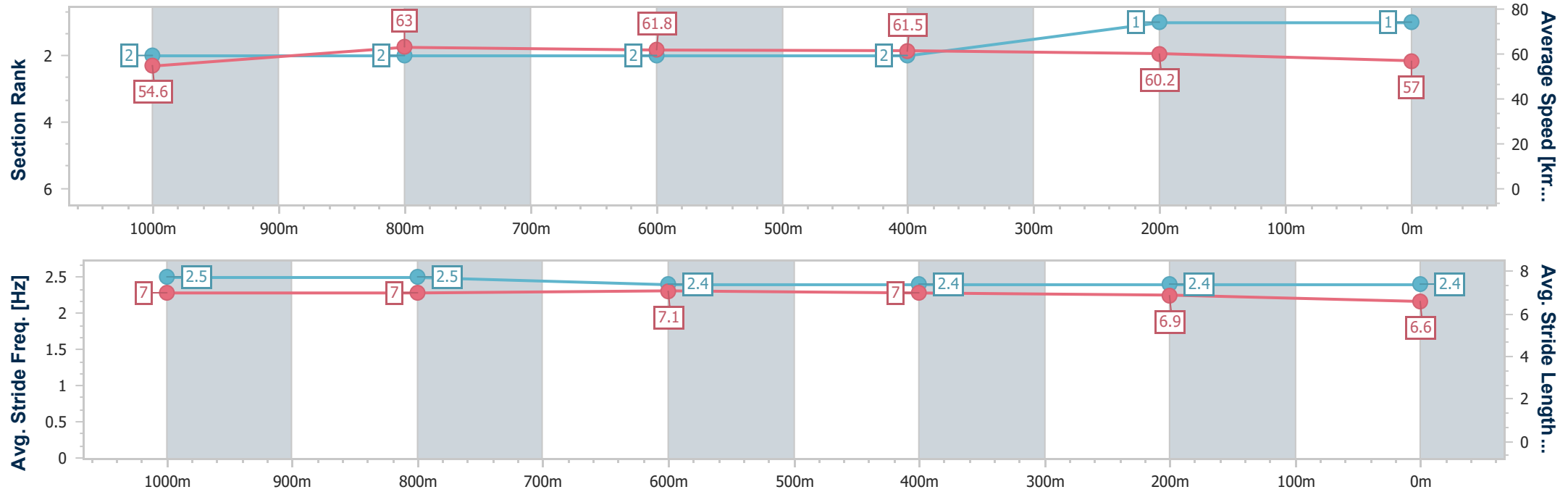
Ladbroke's Cannon Park QLD Professional
Race 2: ASTUTE FINANCE - BARRON RIVER Maiden Handicap
- 1250m

10 April 2025 - 13:15

Track Rating: Good 4, Weather: Overcast, Rail Position: True



Section	Overall	1000m	800m	600m	400m	200m							
Section Times	1:16.19 [1] (0:16.29)	0:59.90 [2] (0:11.45)	0:48.45 [2] (0:11.63)	0:36.82 [2] (0:12.03)	0:24.78 [2] (0:12.13)	0:12.65 [1] (0:12.65)							
Average Speed [km/h]	54.6	63.0	61.8	61.5	60.2	57.0							
Top Speed [km/h]	67.2	64.0	63.9	63.7	61.1	59.1							
Avg. Dist. to Rail [m]	4.4	1.1	3.5	4.0	4.2	3.4							
Avg. Stride Freq. [Hz]	2.5	2.5	2.4	2.4	2.4	2.4							
Avg. Stride Length [m]	7.0	7.0	7.1	7.0	6.9	6.6							



- [] Ranking at each section and finish
- .-.- No data available at this section
- NA No data available



Horse/Jockey Name	Rich Flex
Final Rank	2
Fastest Section Time (Section)	0:11.47 (1000m)
Top Speed [km/h] (Section)	65.9 (Overall)
Race State	Finished



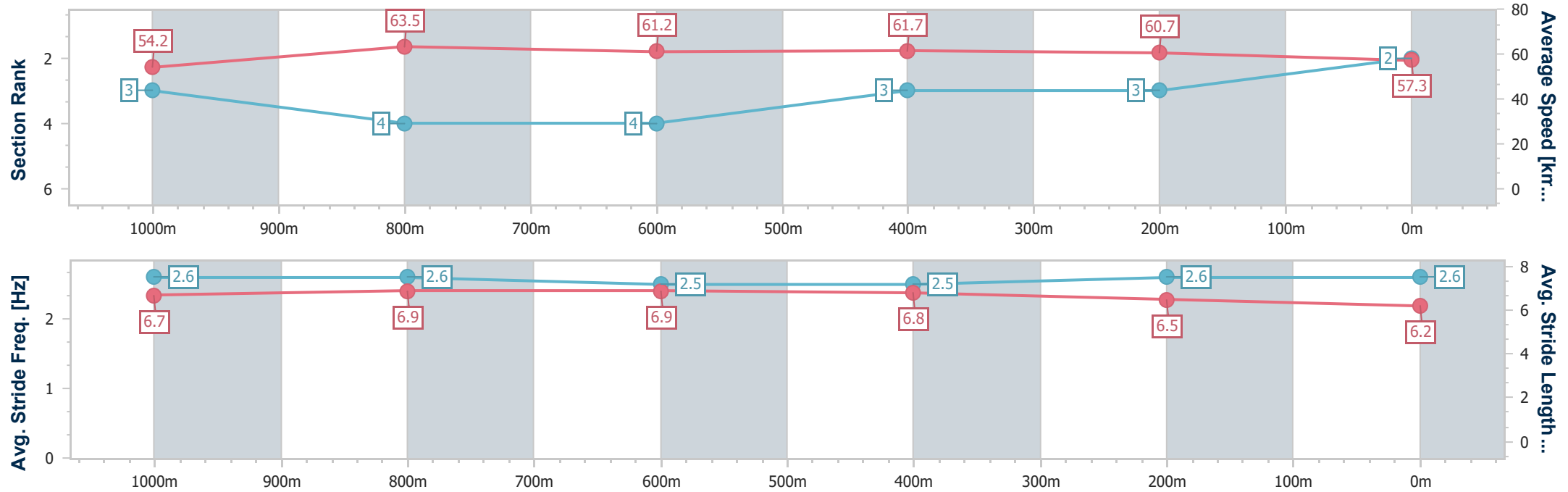
Ladbrokes Cannon Park QLD Professional
Race 2: ASTUTE FINANCE - BARRON RIVER Maiden Handicap
- 1250m

10 April 2025 - 13:15

Track Rating: Good 4, Weather: Overcast, Rail Position: True



Section	Overall	1000m	800m	600m	400m	200m							
Section Times	1:16.35 [2] (0:16.55)	0:59.80 [3] (0:11.47)	0:48.33 [4] (0:11.78)	0:36.55 [4] (0:11.94)	0:24.61 [3] (0:12.03)	0:12.58 [3] (0:12.58)							
Average Speed [km/h]	54.2	63.5	61.2	61.7	60.7	57.3							
Top Speed [km/h]	65.9	65.2	62.5	62.9	61.9	59.9							
Avg. Dist. to Rail [m]	2.1	1.7	2.5	3.6	6.0	6.6							
Avg. Stride Freq. [Hz]	2.6	2.6	2.5	2.5	2.6	2.6							
Avg. Stride Length [m]	6.7	6.9	6.9	6.8	6.5	6.2							



- [] Ranking at each section and finish
- .-.- No data available at this section
- NA No data available



Horse/Jockey Name	Bledisloe
Final Rank	3
Fastest Section Time (Section)	0:11.27 (1000m)
Top Speed [km/h] (Section)	65.7 (Overall)
Race State	Finished



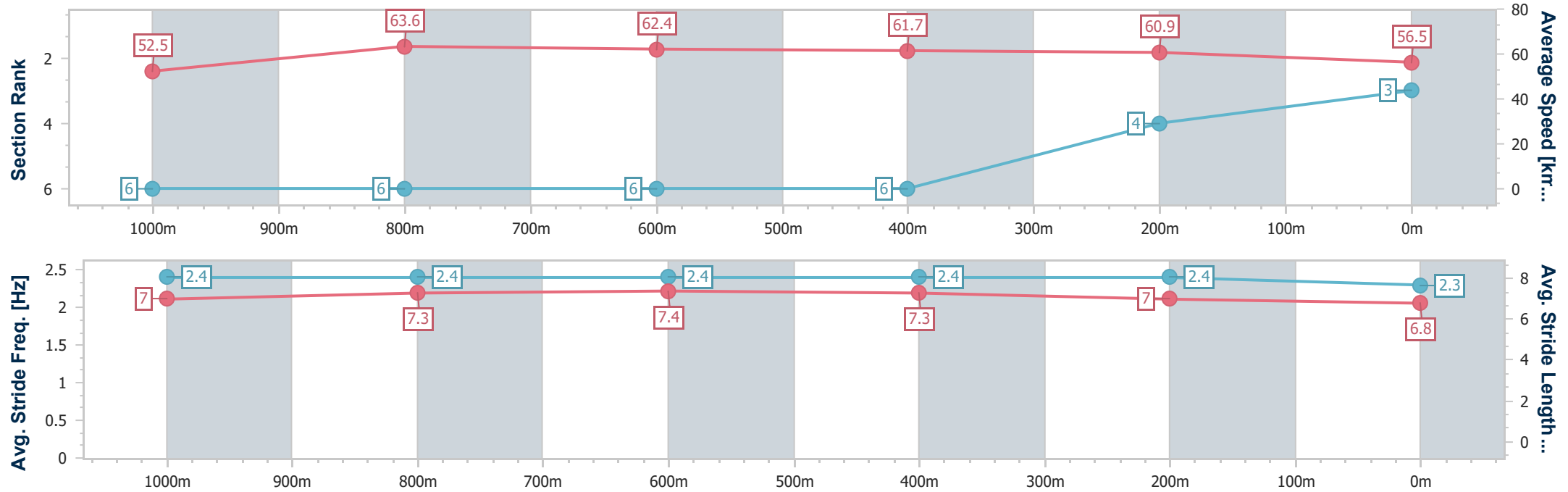
Ladbrokes Cannon Park QLD Professional
Race 2: ASTUTE FINANCE - BARRON RIVER Maiden Handicap
- 1250m

10 April 2025 - 13:15

Track Rating: Good 4, Weather: Overcast, Rail Position: True



Section	Overall	1000m	800m	600m	400m	200m							
Section Times	1:16.50 [3] (0:17.10)	0:59.40 [6] (0:11.27)	0:48.13 [6] (0:11.54)	0:36.59 [6] (0:11.89)	0:24.70 [6] (0:11.97)	0:12.73 [4] (0:12.73)							
Average Speed [km/h]	52.5	63.6	62.4	61.7	60.9	56.5							
Top Speed [km/h]	65.7	65.3	63.8	63.7	62.1	59.1							
Avg. Dist. to Rail [m]	2.6	0.7	1.3	2.5	5.3	5.6							
Avg. Stride Freq. [Hz]	2.4	2.4	2.4	2.4	2.4	2.3							
Avg. Stride Length [m]	7.0	7.3	7.4	7.3	7.0	6.8							



[] Ranking at each section and finish
- - - - No data available at this section
NA No data available



Horse/Jockey Name	She's A Mission
Final Rank	4
Fastest Section Time (Section)	0:11.49 (1000m)
Top Speed [km/h] (Section)	65.9 (Overall)
Race State	Finished



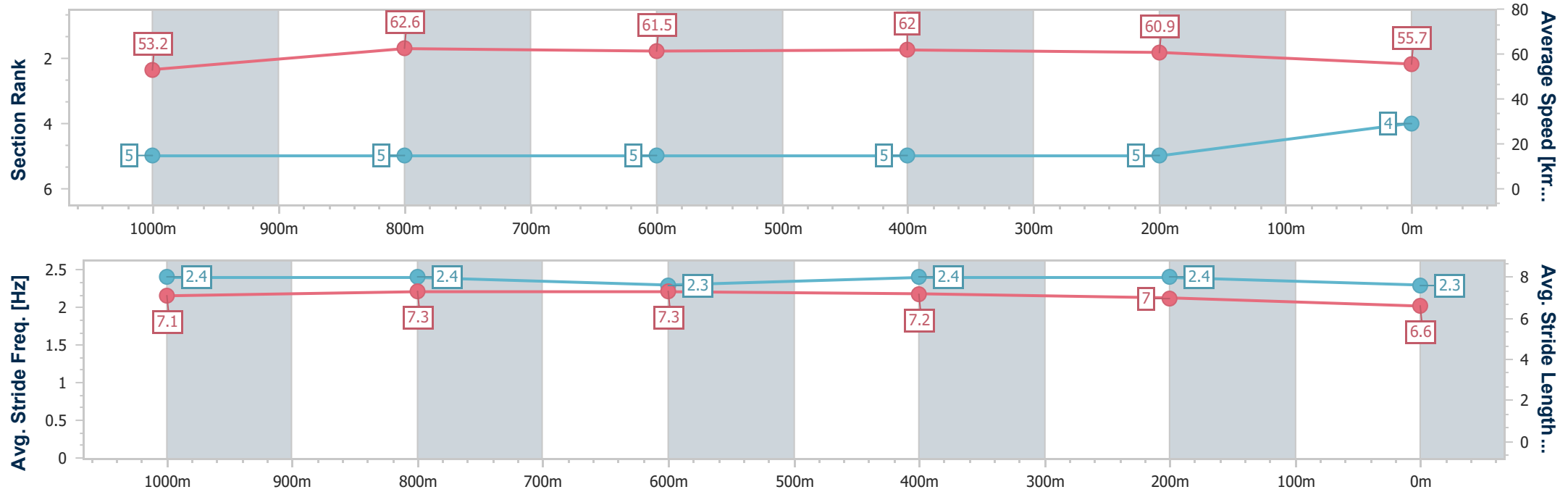
Ladbrokes Cannon Park QLD Professional
Race 2: ASTUTE FINANCE - BARRON RIVER Maiden Handicap
- 1250m

10 April 2025 - 13:15

Track Rating: Good 4, Weather: Overcast, Rail Position: True



Section	Overall	1000m	800m	600m	400m	200m							
Section Times	1:16.71 [4] (0:16.77)	0:59.94 [5] (0:11.49)	0:48.45 [5] (0:11.64)	0:36.81 [5] (0:11.88)	0:24.93 [5] (0:12.04)	0:12.89 [5] (0:12.89)							
Average Speed [km/h]	53.2	62.6	61.5	62.0	60.9	55.7							
Top Speed [km/h]	65.9	64.7	63.5	63.3	62.0	59.3							
Avg. Dist. to Rail [m]	2.1	1.6	2.3	3.6	6.3	7.1							
Avg. Stride Freq. [Hz]	2.4	2.4	2.3	2.4	2.4	2.3							
Avg. Stride Length [m]	7.1	7.3	7.3	7.2	7.0	6.6							





Horse/Jockey Name	Tohuku
Final Rank	5
Fastest Section Time (Section)	0:11.31 (1000m)
Top Speed [km/h] (Section)	65.7 (Overall)
Race State	Finished



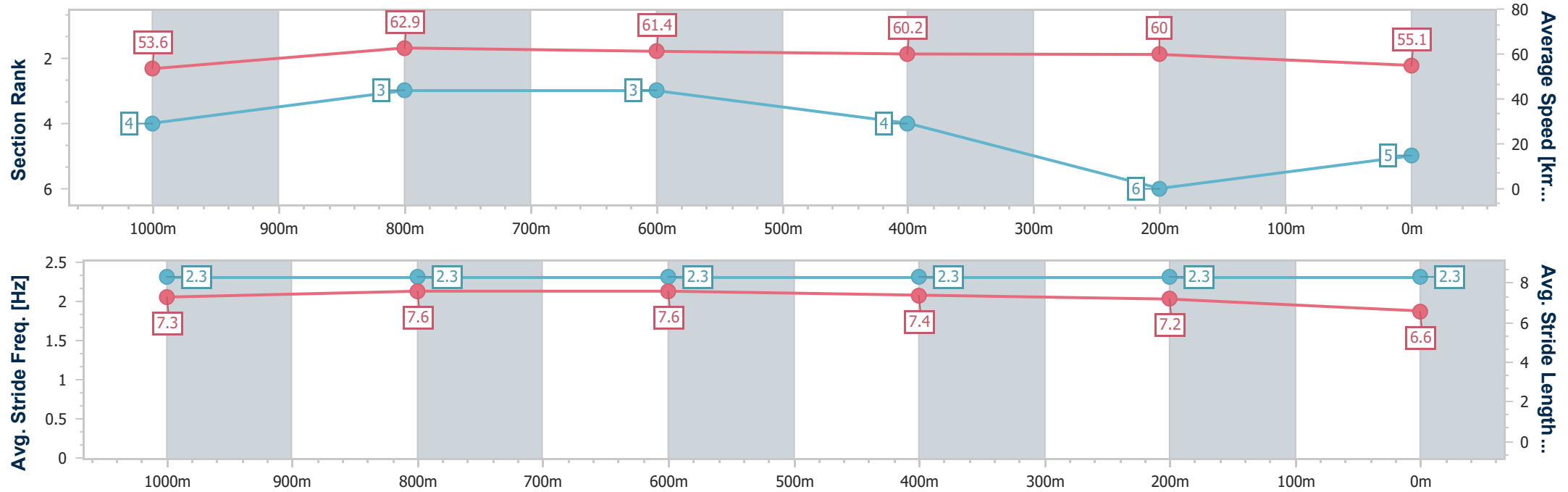
Ladbrokes Cannon Park QLD Professional
Race 2: ASTUTE FINANCE - BARRON RIVER Maiden Handicap
- 1250m

10 April 2025 - 13:15

Track Rating: Good 4, Weather: Overcast, Rail Position: True



Section	Overall	1000m	800m	600m	400m	200m							
Section Times	1:16.93 [5] (0:16.70)	1:00.23 [4] (0:11.31)	0:48.92 [3] (0:11.72)	0:37.20 [3] (0:12.03)	0:25.17 [4] (0:12.11)	0:13.06 [6] (0:13.06)							
Average Speed [km/h]	53.6	62.9	61.4	60.2	60.0	55.1							
Top Speed [km/h]	65.7	65.7	62.3	61.4	61.3	57.3							
Avg. Dist. to Rail [m]	1.8	1.2	0.4	1.2	1.8	1.6							
Avg. Stride Freq. [Hz]	2.3	2.3	2.3	2.3	2.3	2.3							
Avg. Stride Length [m]	7.3	7.6	7.6	7.4	7.2	6.6							



- [] Ranking at each section and finish
- .-.- No data available at this section
- NA No data available



Horse/Jockey Name	King Canute
Final Rank	6
Fastest Section Time (Section)	0:11.35 (1000m)
Top Speed [km/h] (Section)	66.3 (Overall)
Race State	Finished



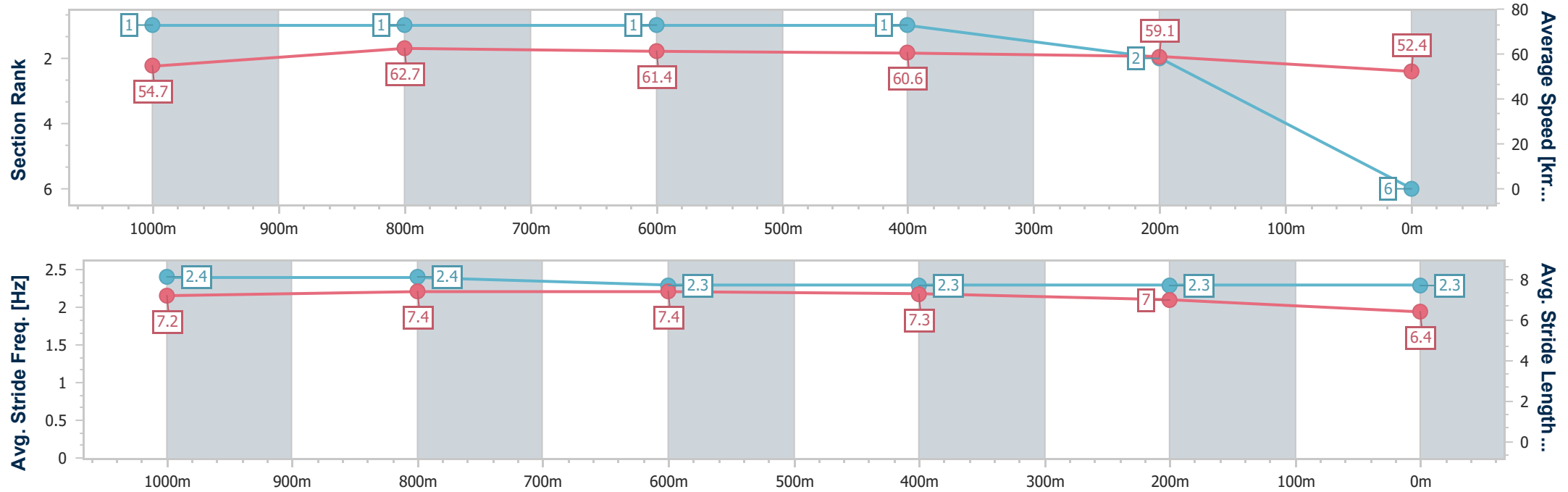
Ladbrokes Cannon Park QLD Professional
Race 2: ASTUTE FINANCE - BARRON RIVER Maiden Handicap
- 1250m

10 April 2025 - 13:15

Track Rating: Good 4, Weather: Overcast, Rail Position: True



Section	Overall	1000m	800m	600m	400m	200m							
Section Times	1:17.52 [6] (0:16.27)	1:01.25 [1] (0:11.35)	0:49.90 [1] (0:11.75)	0:38.15 [1] (0:12.03)	0:26.12 [1] (0:12.35)	0:13.77 [2] (0:13.77)							
Average Speed [km/h]	54.7	62.7	61.4	60.6	59.1	52.4							
Top Speed [km/h]	66.3	63.5	62.6	61.9	60.1	57.5							
Avg. Dist. to Rail [m]	2.1	1.5	1.1	2.0	3.8	3.6							
Avg. Stride Freq. [Hz]	2.4	2.4	2.3	2.3	2.3	2.3							
Avg. Stride Length [m]	7.2	7.4	7.4	7.3	7.0	6.4							



- [] Ranking at each section and finish
- .-.- No data available at this section
- NA No data available



Horse/Jockey Name	Glad Rag Doll
Final Rank	2147483647
Fastest Section Time (Section)	0:00.00 (Overall)
Top Speed [km/h] (Section)	--
Race State	DidNotFinish



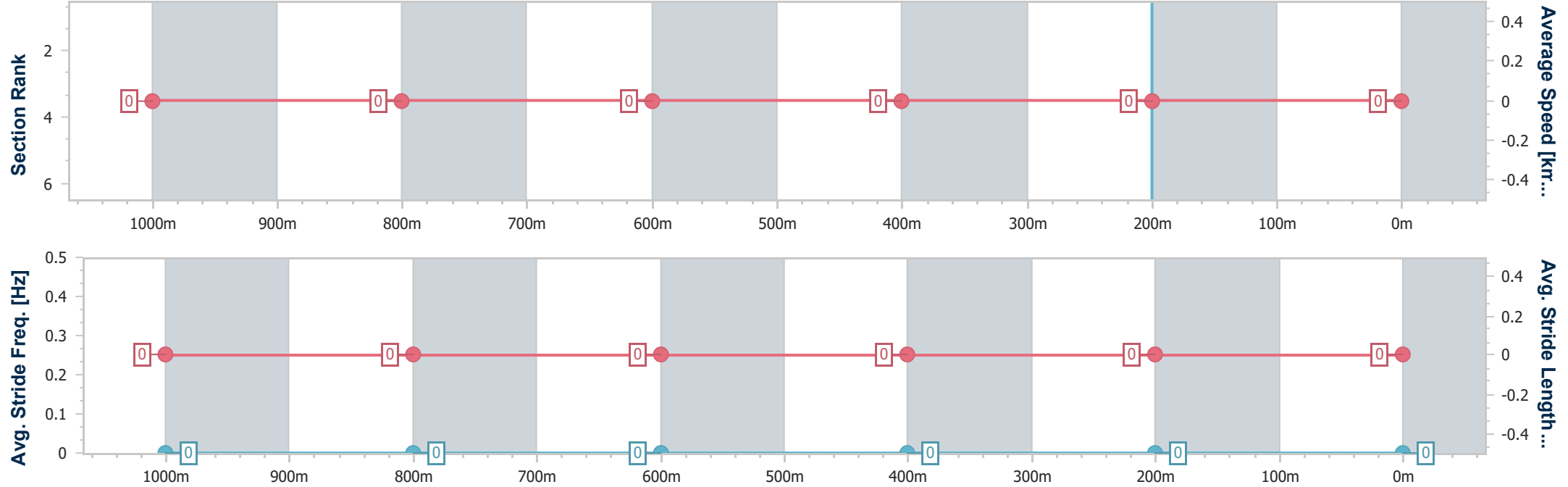
Ladbrokes Cannon Park QLD Professional
Race 2: ASTUTE FINANCE - BARRON RIVER Maiden Handicap
- 1250m

10 April 2025 - 13:15

Track Rating: Good 4, Weather: Overcast, Rail Position: True



Section	Overall	1000m	800m	600m	400m	200m							
Section Times	--:--	--:--	--:--	--:--	--:--	--:--							
Average Speed [km/h]	0.0	0.0	0.0	0.0	0.0	0.0							
Top Speed [km/h]	--	--	--	--	--	--							
Avg. Dist. to Rail [m]	0.0	0.0	0.0	0.0	0.0	0.0							
Avg. Stride Freq. [Hz]	--	--	--	--	--	--							
Avg. Stride Length [m]	--	--	--	--	--	--							



- [] Ranking at each section and finish
- :-- No data available at this section
- NA No data available



Ladbroke's Cannon Park QLD Professional
Race 3: PWN PLUMBING BENCHMARK 65 Handicap - 1400m
10 April 2025 - 13:50



Track Rating: Good 4, Weather: Overcast, Rail Position: True

Section						Overall	1200m	1000m	800m	600m	400m	Last 600m	
Field Times						1:24.20 (0:14.50)	1:09.70 (0:10.61)	0:59.09 (0:11.57)	0:47.52 (0:11.55)	0:35.97 (0:11.66)	0:24.31 (0:12.02)	0:35.97	
Rank	TAB	Horse/Jockey	Barrier	Top Speed [km/h]	Fastest Section								Distance Travelled [m]
1	2	STADIUM OF LIGHT	3	67.6	0:10.82	1:24.20 [1]	1:08.94 [5]	0:58.12 [5]	0:46.79 [5]	0:35.34 [5]	0:23.90 [5]	0:35.34	
		Lauren Guernier		1200m	1200m	(0:15.26)	(0:10.82)	(0:11.33)	(0:11.45)	(0:11.44)	(0:11.77)		
2	1	SPIRIT MEISTER	5	68.8	0:10.61	1:24.62 [2]	1:10.12 [1]	0:59.51 [1]	0:47.94 [1]	0:36.39 [1]	0:24.73 [1]	0:36.39	-8
		Aidan Holt		Overall	1200m	(0:14.50)	(0:10.61)	(0:11.57)	(0:11.55)	(0:11.66)	(0:12.02)		
3	6	DOMINANT ROSE	1	67.8	0:10.65	1:24.85 [3]	1:10.09 [2]	0:59.44 [2]	0:47.98 [2]	0:36.46 [2]	0:24.68 [3]	0:36.46	-4
		Nathan Thomas		1200m	1200m	(0:14.76)	(0:10.65)	(0:11.46)	(0:11.52)	(0:11.78)	(0:12.02)		
4	5	BABY GUINNESS	2	67.4	0:10.77	1:24.91 [4]	1:10.07 [3]	0:59.30 [3]	0:48.02 [3]	0:36.48 [3]	0:24.96 [2]	0:36.48	-8
		Lacey Morrison		1200m	1200m	(0:14.84)	(0:10.77)	(0:11.28)	(0:11.54)	(0:11.52)	(0:12.09)		
5	4	TRODAIRE	4	67.3	0:10.52	1:25.31 [5]	1:10.20 [4]	0:59.68 [4]	0:48.30 [4]	0:36.81 [4]	0:25.13 [4]	0:36.81	-4
		Ryan Wiggins		1200m	1200m	(0:15.11)	(0:10.52)	(0:11.38)	(0:11.49)	(0:11.68)	(0:11.99)		

Scratched: Nolan (#3)



Ladbroke's Cannon Park QLD Professional
Race 3: PWN PLUMBING BENCHMARK 65 Handicap - 1400m
10 April 2025 - 13:50



Track Rating: Good 4, Weather: Overcast, Rail Position: True

Section		200m					Last 600m		
Field Times		0:12.29 (0:12.29)					0:35.97		
Rank	TAB	Horse/Jockey	Barrier	Top Speed [km/h]	Fastest Section	Margin		Distance Travelled [m]	
1	2	STADIUM OF LIGHT	3	67.6	0:10.82	0:12.13 [3]	1:24.20	0:35.34	
		Lauren Guernier		1200m	1200m	(0:12.13)			
2	1	SPIRIT MEISTER	5	68.8	0:10.61	0:12.71 [1]	2.48L	0:36.39	-8
		Aidan Holt		Overall	1200m	(0:12.71)			
3	6	DOMINANT ROSE	1	67.8	0:10.65	0:12.66 [5]	3.84L	0:36.46	-4
		Nathan Thomas		1200m	1200m	(0:12.66)			
4	5	BABY GUINNESS	2	67.4	0:10.77	0:12.87 [2]	4.2L	0:36.48	-8
		Lacey Morrison		1200m	1200m	(0:12.87)			
5	4	TRODAIRE	4	67.3	0:10.52	0:13.14 [4]	6.57L	0:36.81	-4
		Ryan Wiggins		1200m	1200m	(0:13.14)			

Scratched: Nolan (#3)



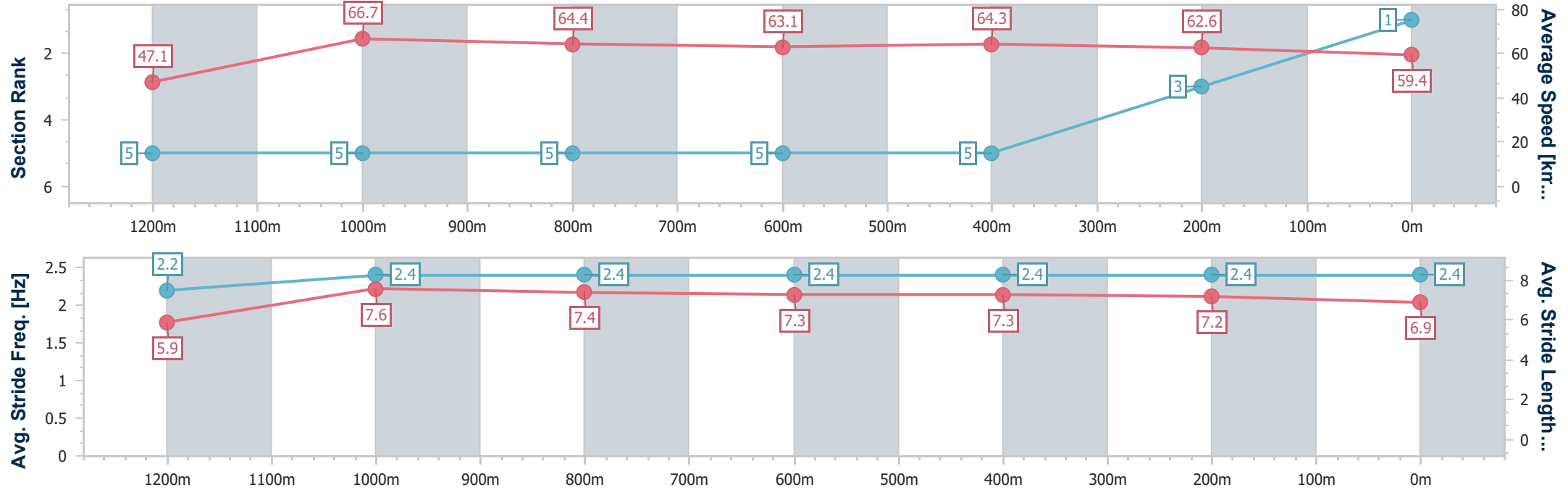
Horse/Jockey Name	Stadium Of Light
Final Rank	1
Fastest Section Time (Section)	0:10.82 (1200m)
Top Speed [km/h] (Section)	67.6 (1200m)
Race State	Finished



Ladbrokes Cannon Park QLD Professional
Race 3: PWN PLUMBING BENCHMARK 65 Handicap - 1400m
10 April 2025 - 13:50
Track Rating: Good 4, Weather: Overcast, Rail Position: True



Section	Overall	1200m	1000m	800m	600m	400m	200m						
Section Times	1:24.20 [1] (0:15.26)	1:08.94 [5] (0:10.82)	0:58.12 [5] (0:11.33)	0:46.79 [5] (0:11.45)	0:35.34 [5] (0:11.44)	0:23.90 [5] (0:11.77)	0:12.13 [3] (0:12.13)						
Average Speed [km/h]	47.1	66.7	64.4	63.1	64.3	62.6	59.4						
Top Speed [km/h]	65.2	67.6	66.6	66.2	65.5	63.7	61.1						
Avg. Dist. to Rail [m]	3.1	0.4	2.4	2.4	3.6	7.7	7.7						
Avg. Stride Freq. [Hz]	2.2	2.4	2.4	2.4	2.4	2.4	2.4						
Avg. Stride Length [m]	5.9	7.6	7.4	7.3	7.3	7.2	6.9						





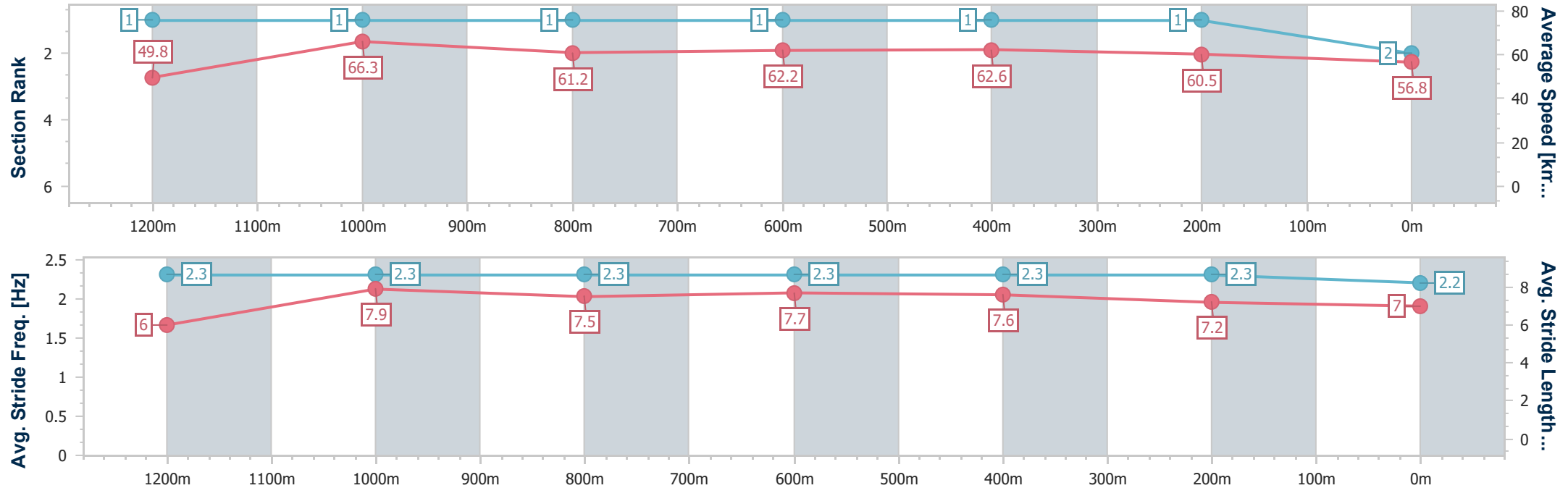
Horse/Jockey Name	Spirit Meister
Final Rank	2
Fastest Section Time (Section)	0:10.61 (1200m)
Top Speed [km/h] (Section)	68.8 (Overall)
Race State	Finished



Ladbrokes Cannon Park QLD Professional
Race 3: PWN PLUMBING BENCHMARK 65 Handicap - 1400m
10 April 2025 - 13:50
Track Rating: Good 4, Weather: Overcast, Rail Position: True



Section	Overall	1200m	1000m	800m	600m	400m	200m						
Section Times	1:24.62 [2] (0:14.50)	1:10.12 [1] (0:10.61)	0:59.51 [1] (0:11.57)	0:47.94 [1] (0:11.55)	0:36.39 [1] (0:11.66)	0:24.73 [1] (0:12.02)	0:12.71 [1] (0:12.71)						
Average Speed [km/h]	49.8	66.3	61.2	62.2	62.6	60.5	56.8						
Top Speed [km/h]	68.8	68.6	64.1	64.3	63.7	61.8	58.8						
Avg. Dist. to Rail [m]	4.5	6.3	2.5	0.6	1.7	3.5	1.9						
Avg. Stride Freq. [Hz]	2.3	2.3	2.3	2.3	2.3	2.3	2.2						
Avg. Stride Length [m]	6.0	7.9	7.5	7.7	7.6	7.2	7.0						





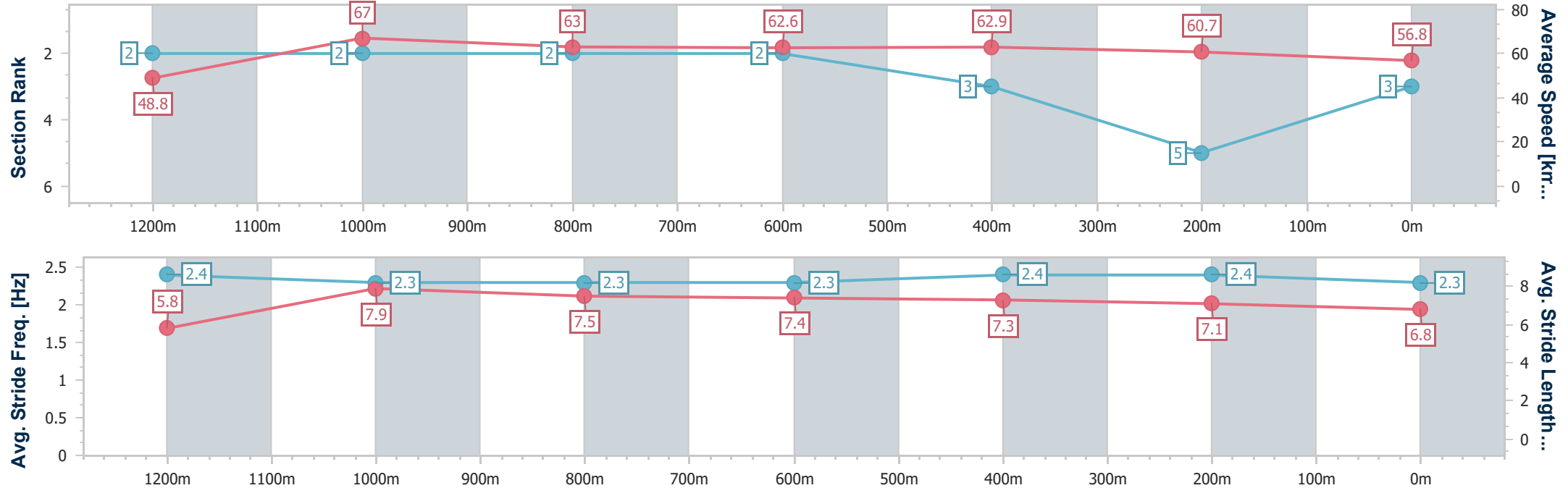
Horse/Jockey Name	Dominant Rose
Final Rank	3
Fastest Section Time (Section)	0:10.65 (1200m)
Top Speed [km/h] (Section)	67.8 (1200m)
Race State	Finished



Ladbrokes Cannon Park QLD Professional
Race 3: PWN PLUMBING BENCHMARK 65 Handicap - 1400m
10 April 2025 - 13:50
Track Rating: Good 4, Weather: Overcast, Rail Position: True



Section	Overall	1200m	1000m	800m	600m	400m	200m						
Section Times	1:24.85 [3] (0:14.76)	1:10.09 [2] (0:10.65)	0:59.44 [2] (0:11.46)	0:47.98 [2] (0:11.52)	0:36.46 [2] (0:11.78)	0:24.68 [3] (0:12.02)	0:12.66 [5] (0:12.66)						
Average Speed [km/h]	48.8	67.0	63.0	62.6	62.9	60.7	56.8						
Top Speed [km/h]	66.9	67.8	65.9	64.8	64.0	63.3	59.6						
Avg. Dist. to Rail [m]	7.6	2.9	1.1	2.8	4.1	5.4	4.9						
Avg. Stride Freq. [Hz]	2.4	2.3	2.3	2.3	2.4	2.4	2.3						
Avg. Stride Length [m]	5.8	7.9	7.5	7.4	7.3	7.1	6.8						





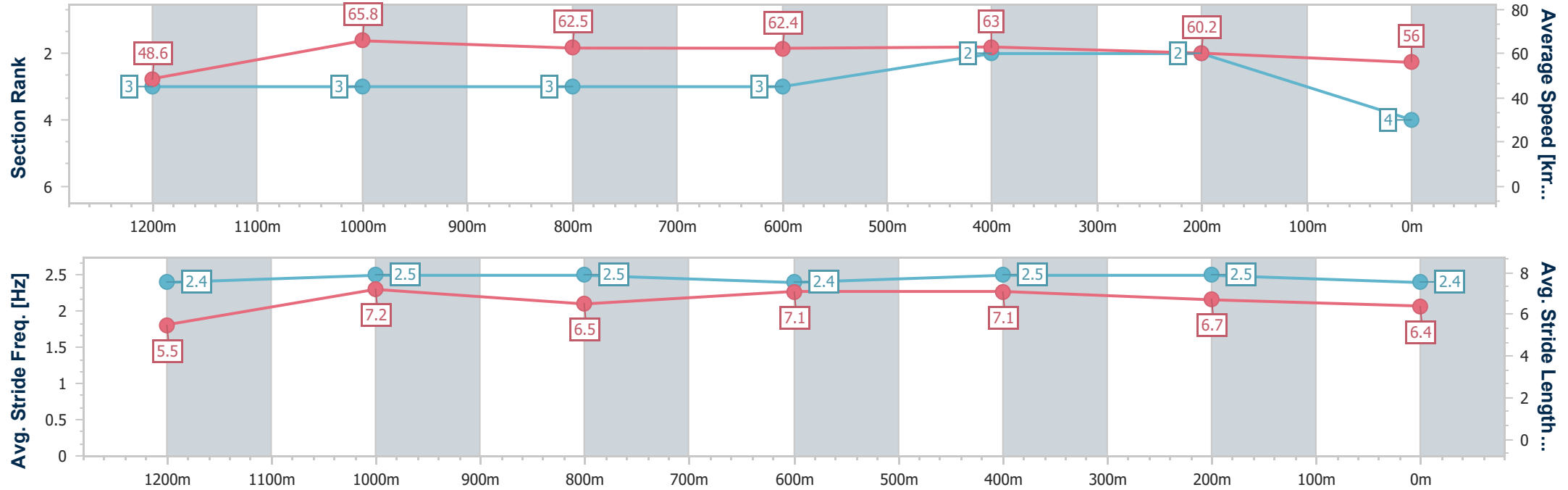
Horse/Jockey Name	Baby Guinness
Final Rank	4
Fastest Section Time (Section)	0:10.77 (1200m)
Top Speed [km/h] (Section)	67.4 (1200m)
Race State	Finished



Ladbrokes Cannon Park QLD Professional
Race 3: PWN PLUMBING BENCHMARK 65 Handicap - 1400m
10 April 2025 - 13:50
Track Rating: Good 4, Weather: Overcast, Rail Position: True



Section	Overall	1200m	1000m	800m	600m	400m	200m						
Section Times	1:24.91 [4] (0:14.84)	1:10.07 [3] (0:10.77)	0:59.30 [3] (0:11.28)	0:48.02 [3] (0:11.54)	0:36.48 [3] (0:11.52)	0:24.96 [2] (0:12.09)	0:12.87 [2] (0:12.87)						
Average Speed [km/h]	48.6	65.8	62.5	62.4	63.0	60.2	56.0						
Top Speed [km/h]	65.6	67.4	63.5	64.2	64.8	61.3	57.8						
Avg. Dist. to Rail [m]	4.0	3.7	3.0	0.4	1.5	3.7	3.1						
Avg. Stride Freq. [Hz]	2.4	2.5	2.5	2.4	2.5	2.5	2.4						
Avg. Stride Length [m]	5.5	7.2	6.5	7.1	7.1	6.7	6.4						



[] Ranking at each section and finish
-.-.- No data available at this section
NA No data available



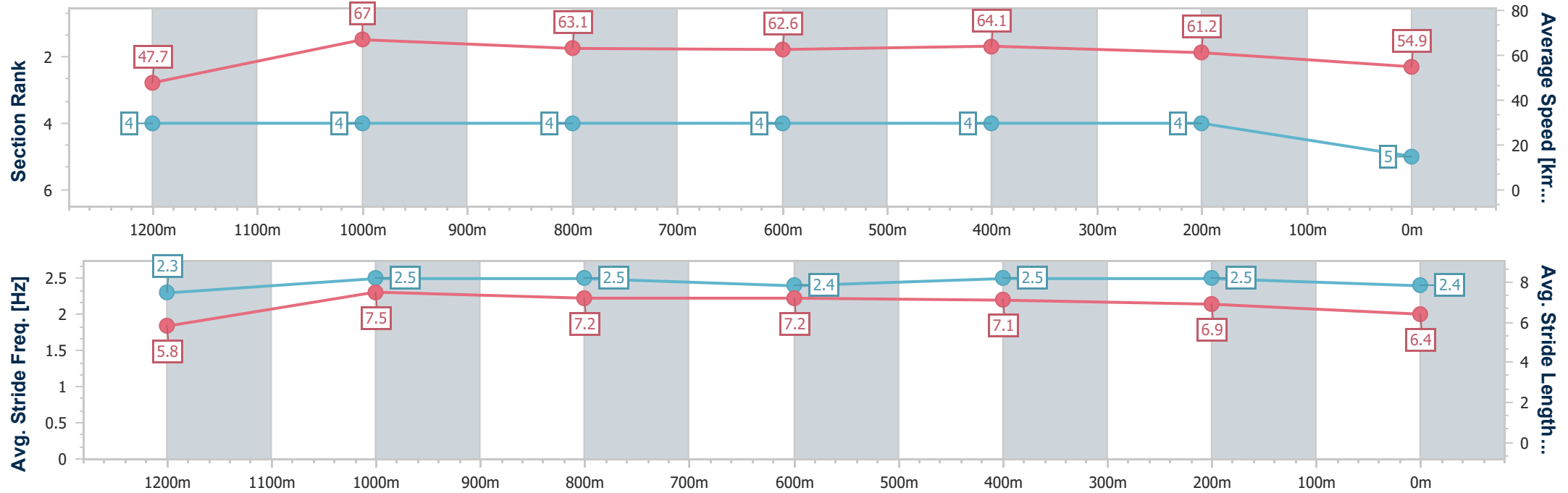
Horse/Jockey Name	Trodaire
Final Rank	5
Fastest Section Time (Section)	0:10.52 (1200m)
Top Speed [km/h] (Section)	67.3 (1200m)
Race State	Finished



Ladbrokes Cannon Park QLD Professional
Race 3: PWN PLUMBING BENCHMARK 65 Handicap - 1400m
10 April 2025 - 13:50
Track Rating: Good 4, Weather: Overcast, Rail Position: True



Section	Overall	1200m	1000m	800m	600m	400m	200m						
Section Times	1:25.31 [5] (0:15.11)	1:10.20 [4] (0:10.52)	0:59.68 [4] (0:11.38)	0:48.30 [4] (0:11.49)	0:36.81 [4] (0:11.68)	0:25.13 [4] (0:11.99)	0:13.14 [4] (0:13.14)						
Average Speed [km/h]	47.7	67.0	63.1	62.6	64.1	61.2	54.9						
Top Speed [km/h]	65.8	67.3	66.1	65.4	65.6	63.7	58.5						
Avg. Dist. to Rail [m]	5.5	6.2	2.7	4.0	6.0	6.0	6.0						
Avg. Stride Freq. [Hz]	2.3	2.5	2.5	2.4	2.5	2.5	2.4						
Avg. Stride Length [m]	5.8	7.5	7.2	7.2	7.1	6.9	6.4						





Ladbroke's Cannon Park QLD Professional
Race 4: LADBROKES ODDS SURGE BENCHMARK 60 Handicap - 1250m
10 April 2025 - 14:25



Track Rating: Good 4, Weather: Overcast, Rail Position: True

Section						Overall	1000m	800m	600m	400m	200m	Last 600m		
Field Times						1:14.00 (0:16.10)	0:57.90 (0:10.88)	0:47.02 (0:11.21)	0:35.81 (0:11.69)	0:24.12 (0:12.04)	0:12.08 (0:12.08)	0:35.81		
Rank	TAB	Horse/Jockey	Barrier	Top Speed [km/h]	Fastest Section							Margin	Distance Travelled [m]	
1	4	LEAN EAGLE	5	67.3	0:10.95	1:14.00 [1]	0:57.27 [5]	0:46.28 [5]	0:35.33 [4]	0:23.78 [4]	0:12.08 [1]	1:14.00	0:35.33	
		Ryan Wiggins		Overall	800m	(0:16.73)	(0:10.99)	(0:10.95)	(0:11.55)	(0:11.70)	(0:12.08)			
2	6	CITY OF BOULDER	3	66.7	0:10.93	1:14.64 [2]	0:58.12 [3]	0:47.19 [3]	0:36.15 [3]	0:24.66 [2]	0:12.69 [2]	3.76L	0:36.15	-1
		Nathan Thomas		Overall	1000m	(0:16.52)	(0:10.93)	(0:11.04)	(0:11.49)	(0:11.97)	(0:12.69)			
3	5	ELLIE'S DREAM	4	68.4	0:10.97	1:15.00 [3]	0:58.77 [2]	0:47.80 [2]	0:36.65 [2]	0:24.99 [3]	0:12.88 [3]	5.87L	0:36.65	-1
		Sean Cormack		Overall	1000m	(0:16.23)	(0:10.97)	(0:11.15)	(0:11.66)	(0:12.11)	(0:12.88)			
4	3	TEN SCHILLING	1	67.0	0:11.13	1:15.47 [4]	0:58.94 [4]	0:47.81 [4]	0:36.51 [5]	0:24.93 [5]	0:12.99 [5]	8.63L	0:36.51	-7
		Amanda Thomson		Overall	1000m	(0:16.53)	(0:11.13)	(0:11.30)	(0:11.58)	(0:11.94)	(0:12.99)			
5	7	SPONTANEOUS CHOICE	2	69.0	0:10.88	1:15.58 [5]	0:59.48 [1]	0:48.60 [1]	0:37.39 [1]	0:25.70 [1]	0:13.36 [4]	9.28L	0:37.39	-8
		Rachel Shred		Overall	1000m	(0:16.10)	(0:10.88)	(0:11.21)	(0:11.69)	(0:12.34)	(0:13.36)			

Scratched: Vancouver Bay (#1), Spirit Of Giving (#2)



Horse/Jockey Name	Lean Eagle
Final Rank	1
Fastest Section Time (Section)	0:10.95 (800m)
Top Speed [km/h] (Section)	67.3 (Overall)
Race State	Finished

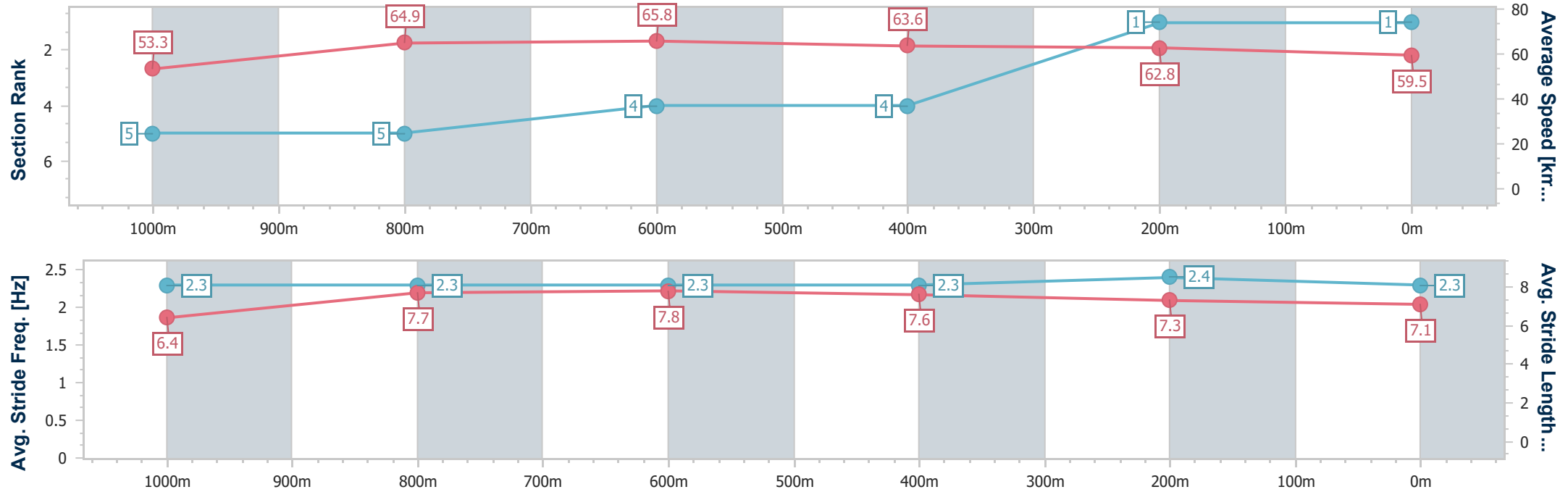


Ladbroke's Cannon Park QLD Professional
Race 4: LADBROKES ODDS SURGE BENCHMARK 60
Handicap - 1250m
10 April 2025 - 14:25



Track Rating: Good 4, Weather: Overcast, Rail Position: True

Section	Overall	1000m	800m	600m	400m	200m							
Section Times	1:14.00 [1] (0:16.73)	0:57.27 [5] (0:10.99)	0:46.28 [5] (0:10.95)	0:35.33 [4] (0:11.55)	0:23.78 [4] (0:11.70)	0:12.08 [1] (0:12.08)							
Average Speed [km/h]	53.3	64.9	65.8	63.6	62.8	59.5							
Top Speed [km/h]	67.3	66.3	66.6	66.1	64.1	63.0							
Avg. Dist. to Rail [m]	2.3	1.7	2.0	2.9	8.0	5.6							
Avg. Stride Freq. [Hz]	2.3	2.3	2.3	2.3	2.4	2.3							
Avg. Stride Length [m]	6.4	7.7	7.8	7.6	7.3	7.1							





Horse/Jockey Name	City Of Boulder
Final Rank	2
Fastest Section Time (Section)	0:10.93 (1000m)
Top Speed [km/h] (Section)	66.7 (Overall)
Race State	Finished

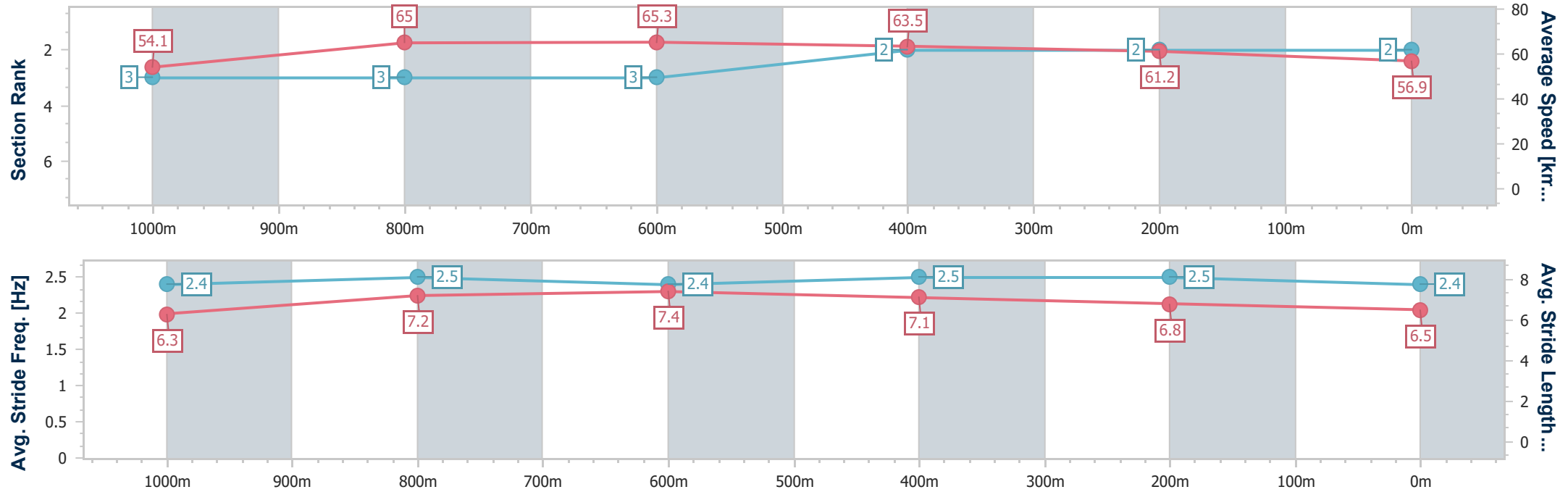


Ladbrokes Cannon Park QLD Professional
Race 4: LADBROKES ODDS SURGE BENCHMARK 60
Handicap - 1250m
10 April 2025 - 14:25



Track Rating: Good 4, Weather: Overcast, Rail Position: True

Section	Overall	1000m	800m	600m	400m	200m							
Section Times	1:14.64 [2] (0:16.52)	0:58.12 [3] (0:10.93)	0:47.19 [3] (0:11.04)	0:36.15 [3] (0:11.49)	0:24.66 [2] (0:11.97)	0:12.69 [2] (0:12.69)							
Average Speed [km/h]	54.1	65.0	65.3	63.5	61.2	56.9							
Top Speed [km/h]	66.7	66.2	65.5	65.1	62.3	59.6							
Avg. Dist. to Rail [m]	1.6	1.7	0.2	2.2	7.7	5.9							
Avg. Stride Freq. [Hz]	2.4	2.5	2.4	2.5	2.5	2.4							
Avg. Stride Length [m]	6.3	7.2	7.4	7.1	6.8	6.5							





Horse/Jockey Name	Ellie's Dream
Final Rank	3
Fastest Section Time (Section)	0:10.97 (1000m)
Top Speed [km/h] (Section)	68.4 (Overall)
Race State	Finished

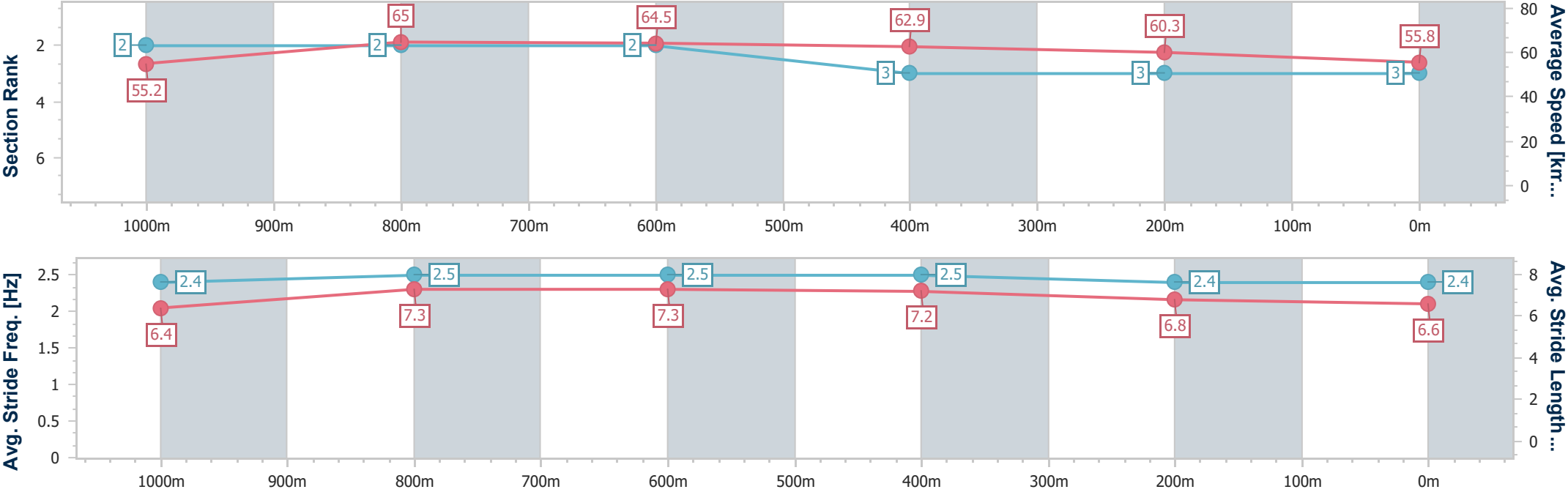


Ladbroke's Cannon Park QLD Professional
Race 4: LADBROKES ODDS SURGE BENCHMARK 60
Handicap - 1250m
10 April 2025 - 14:25



Track Rating: Good 4, Weather: Overcast, Rail Position: True

Section	Overall	1000m	800m	600m	400m	200m							
Section Times	1:15.00 [3] (0:16.23)	0:58.77 [2] (0:10.97)	0:47.80 [2] (0:11.15)	0:36.65 [2] (0:11.66)	0:24.99 [3] (0:12.11)	0:12.88 [3] (0:12.88)							
Average Speed [km/h]	55.2	65.0	64.5	62.9	60.3	55.8							
Top Speed [km/h]	68.4	66.9	65.9	63.7	61.7	59.3							
Avg. Dist. to Rail [m]	2.4	1.5	0.9	2.5	5.8	3.6							
Avg. Stride Freq. [Hz]	2.4	2.5	2.5	2.5	2.4	2.4							
Avg. Stride Length [m]	6.4	7.3	7.3	7.2	6.8	6.6							





Horse/Jockey Name	Ten Schilling
Final Rank	4
Fastest Section Time (Section)	0:11.13 (1000m)
Top Speed [km/h] (Section)	67.0 (Overall)
Race State	Finished

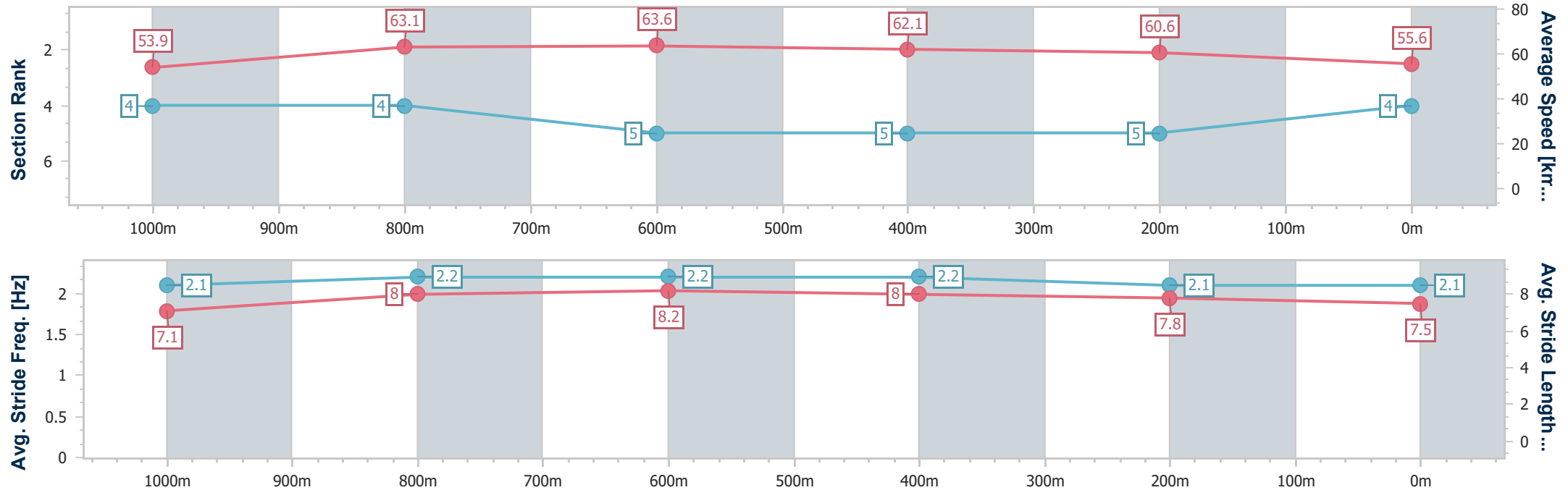


Ladbroke's Cannon Park QLD Professional
Race 4: LADBROKES ODDS SURGE BENCHMARK 60
Handicap - 1250m
10 April 2025 - 14:25



Track Rating: Good 4, Weather: Overcast, Rail Position: True

Section	Overall	1000m	800m	600m	400m	200m							
Section Times	1:15.47 [4] (0:16.53)	0:58.94 [4] (0:11.13)	0:47.81 [4] (0:11.30)	0:36.51 [5] (0:11.58)	0:24.93 [5] (0:11.94)	0:12.99 [5] (0:12.99)							
Average Speed [km/h]	53.9	63.1	63.6	62.1	60.6	55.6							
Top Speed [km/h]	67.0	65.0	64.8	64.5	63.2	58.9							
Avg. Dist. to Rail [m]	3.3	3.4	1.0	1.1	2.0	1.4							
Avg. Stride Freq. [Hz]	2.1	2.2	2.2	2.2	2.1	2.1							
Avg. Stride Length [m]	7.1	8.0	8.2	8.0	7.8	7.5							





Horse/Jockey Name	Spontaneous Choice
Final Rank	5
Fastest Section Time (Section)	0:10.88 (1000m)
Top Speed [km/h] (Section)	69.0 (Overall)
Race State	Finished

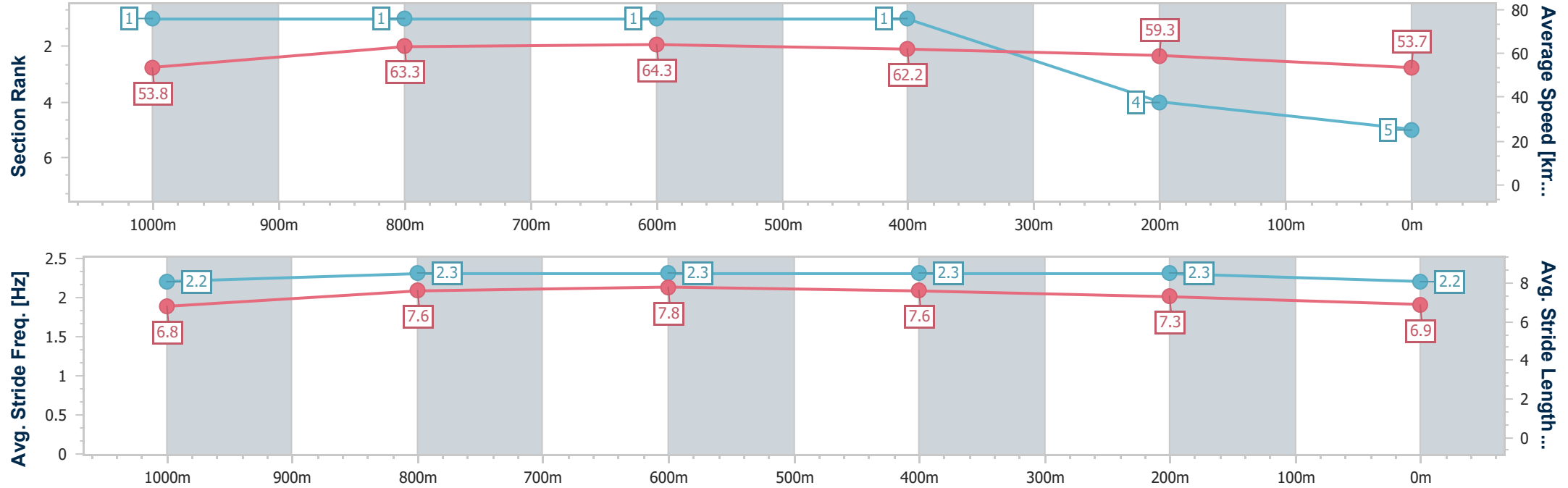


Ladbroke's Cannon Park QLD Professional
Race 4: LADBROKES ODDS SURGE BENCHMARK 60
Handicap - 1250m
10 April 2025 - 14:25



Track Rating: Good 4, Weather: Overcast, Rail Position: True

Section	Overall	1000m	800m	600m	400m	200m							
Section Times	1:15.58 [5] (0:16.10)	0:59.48 [1] (0:10.88)	0:48.60 [1] (0:11.21)	0:37.39 [1] (0:11.69)	0:25.70 [1] (0:12.34)	0:13.36 [4] (0:13.36)							
Average Speed [km/h]	53.8	63.3	64.3	62.2	59.3	53.7							
Top Speed [km/h]	69.0	65.4	65.0	63.9	61.6	57.2							
Avg. Dist. to Rail [m]	10.6	5.9	0.4	1.9	5.0	3.0							
Avg. Stride Freq. [Hz]	2.2	2.3	2.3	2.3	2.3	2.2							
Avg. Stride Length [m]	6.8	7.6	7.8	7.6	7.3	6.9							



- [] Ranking at each section and finish
- .-.- No data available at this section
- NA No data available



Ladbroke's Cannon Park QLD Professional
Race 5: BABINDA ELECTRICS OPEN Handicap - 1400m
10 April 2025 - 15:05



Track Rating: Good 4, Weather: Overcast, Rail Position: True

Section					Overall	1200m	1000m	800m	600m	400m	Last 600m		
Field Times					1:23.91 (0:14.56)	1:09.35 (0:10.77)	0:58.58 (0:11.34)	0:47.24 (0:11.42)	0:35.82 (0:11.40)	0:24.42 (0:11.80)	0:35.82		
Rank	TAB	Horse/Jockey	Barrier	Top Speed [km/h]	Fastest Section							Distance Travelled [m]	
1	1	GO GETABOY	1	67.2	0:10.77	1:23.91 [1]	1:09.35 [1]	0:58.58 [1]	0:47.24 [1]	0:35.82 [1]	0:24.42 [1]	0:35.82	
		Ryan Wiggins		1200m	1200m	(0:14.56)	(0:10.77)	(0:11.34)	(0:11.42)	(0:11.40)	(0:11.80)		
2	6	HERNE HILL	6	68.6	0:10.76	1:23.94 [2]	1:08.98 [5]	0:58.22 [5]	0:46.77 [5]	0:35.47 [5]	0:24.04 [5]	0:35.47	+6
		Gabrielle Semmens		Overall	1200m	(0:14.96)	(0:10.76)	(0:11.45)	(0:11.30)	(0:11.43)	(0:11.55)		
3	5	SECRET LOCATION	3	67.5	0:10.73	1:24.06 [3]	1:08.92 [6]	0:58.19 [6]	0:46.78 [6]	0:35.49 [6]	0:24.14 [6]	0:35.49	+3
		Tyler Leslight		1200m	1200m	(0:15.14)	(0:10.73)	(0:11.41)	(0:11.29)	(0:11.35)	(0:11.78)		
4	4	STRATHCONA	5	67.6	0:10.67	1:24.19 [4]	1:09.49 [2]	0:58.82 [2]	0:47.41 [2]	0:35.94 [3]	0:24.53 [3]	0:35.94	+2
		Jackson Murphy		Overall	1200m	(0:14.70)	(0:10.67)	(0:11.41)	(0:11.47)	(0:11.41)	(0:11.63)		
5	7	HARROW	2	68.4	0:10.73	1:24.42 [5]	1:09.61 [3]	0:58.88 [4]	0:47.51 [4]	0:36.14 [4]	0:24.57 [4]	0:36.14	+2
		Nathan Thomas		1200m	1200m	(0:14.81)	(0:10.73)	(0:11.37)	(0:11.37)	(0:11.57)	(0:11.82)		
6	2	GULF OF LION	4	68.3	0:10.61	1:24.62 [6]	1:09.72 [4]	0:59.11 [3]	0:47.75 [3]	0:36.49 [2]	0:25.08 [2]	0:36.49	+6
		Aidan Holt		1200m	1200m	(0:14.90)	(0:10.61)	(0:11.36)	(0:11.26)	(0:11.41)	(0:11.79)		

Scratched: Reggie's Boy (#3)



Ladbroke's Cannon Park QLD Professional
Race 5: BABINDA ELECTRICS OPEN Handicap - 1400m
10 April 2025 - 15:05



Track Rating: Good 4, Weather: Overcast, Rail Position: True

Section		Field Times		200m		Last 600m			
				0:12.62 (0:12.62)		0:35.82			
Rank	TAB	Horse/Jockey	Barrier	Top Speed [km/h]	Fastest Section	Margin			Distance Travelled [m]
1	1	GO GETABOY	1	67.2	0:10.77	0:12.62 [2]	1:23.91	0:35.82	
		Ryan Wiggins		1200m	1200m	(0:12.62)			
2	6	HERNE HILL	6	68.6	0:10.76	0:12.49 [4]	0.17L	0:35.47	+6
		Gabrielle Semmens		Overall	1200m	(0:12.49)			
3	5	SECRET LOCATION	3	67.5	0:10.73	0:12.36 [6]	0.87L	0:35.49	+3
		Tyler Leslight		1200m	1200m	(0:12.36)			
4	4	STRATHCONA	5	67.6	0:10.67	0:12.90 [1]	1.66L	0:35.94	+2
		Jackson Murphy		Overall	1200m	(0:12.90)			
5	7	HARROW	2	68.4	0:10.73	0:12.75 [5]	3L	0:36.14	+2
		Nathan Thomas		1200m	1200m	(0:12.75)			
6	2	GULF OF LION	4	68.3	0:10.61	0:13.29 [3]	4.18L	0:36.49	+6
		Aidan Holt		1200m	1200m	(0:13.29)			

Scratched: Reggie's Boy (#3)



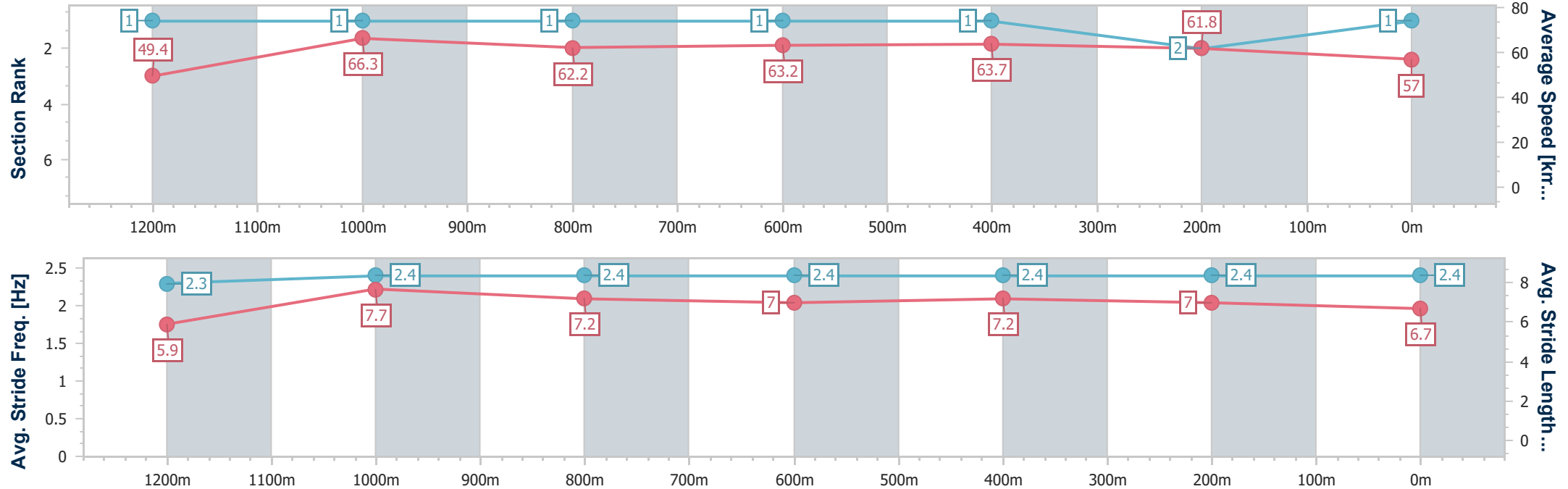
Horse/Jockey Name	Go Getaboy
Final Rank	1
Fastest Section Time (Section)	0:10.77 (1200m)
Top Speed [km/h] (Section)	67.2 (1200m)
Race State	Finished



Ladbrokes Cannon Park QLD Professional
Race 5: BABINDA ELECTRICS OPEN Handicap - 1400m
10 April 2025 - 15:05
Track Rating: Good 4, Weather: Overcast, Rail Position: True



Section	Overall	1200m	1000m	800m	600m	400m	200m						
Section Times	1:23.91 [1] (0:14.56)	1:09.35 [1] (0:10.77)	0:58.58 [1] (0:11.34)	0:47.24 [1] (0:11.42)	0:35.82 [1] (0:11.40)	0:24.42 [1] (0:11.80)	0:12.62 [2] (0:12.62)						
Average Speed [km/h]	49.4	66.3	62.2	63.2	63.7	61.8	57.0						
Top Speed [km/h]	65.8	67.2	64.5	63.9	64.9	62.6	59.7						
Avg. Dist. to Rail [m]	2.7	2.3	2.5	0.1	1.3	5.3	6.4						
Avg. Stride Freq. [Hz]	2.3	2.4	2.4	2.4	2.4	2.4	2.4						
Avg. Stride Length [m]	5.9	7.7	7.2	7.0	7.2	7.0	6.7						





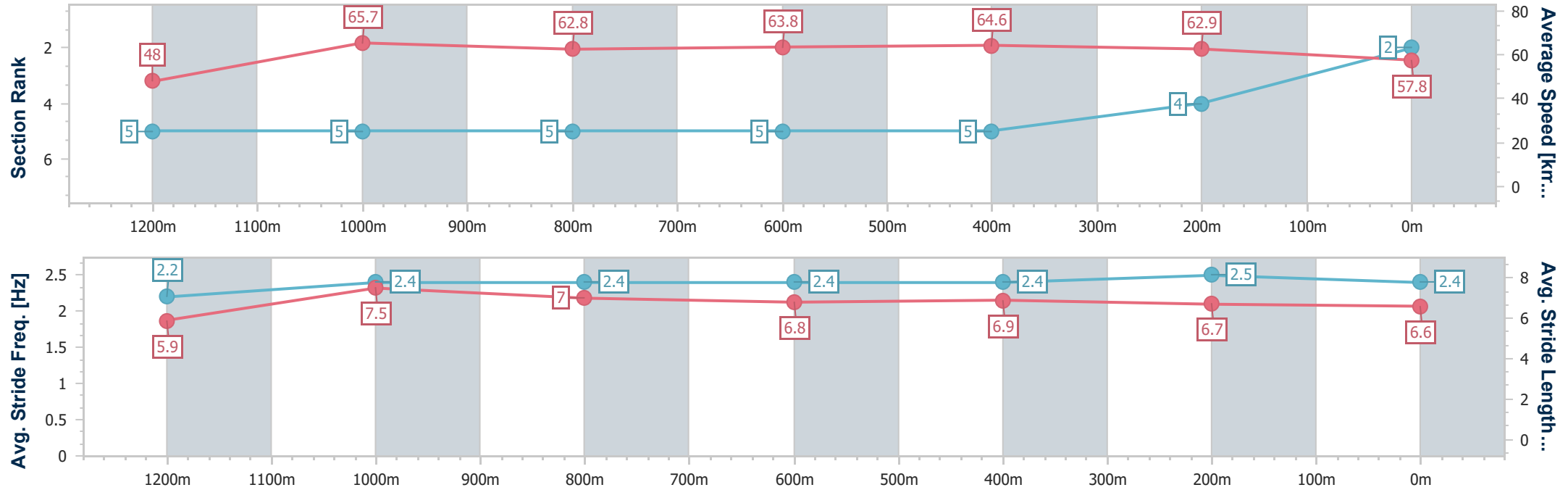
Horse/Jockey Name	Herne Hill
Final Rank	2
Fastest Section Time (Section)	0:10.76 (1200m)
Top Speed [km/h] (Section)	68.6 (Overall)
Race State	Finished



Ladbrokes Cannon Park QLD Professional
Race 5: BABINDA ELECTRICS OPEN Handicap - 1400m
10 April 2025 - 15:05
Track Rating: Good 4, Weather: Overcast, Rail Position: True



Section	Overall	1200m	1000m	800m	600m	400m	200m						
Section Times	1:23.94 [2] (0:14.96)	1:08.98 [5] (0:10.76)	0:58.22 [5] (0:11.45)	0:46.77 [5] (0:11.30)	0:35.47 [5] (0:11.43)	0:24.04 [5] (0:11.55)	0:12.49 [4] (0:12.49)						
Average Speed [km/h]	48.0	65.7	62.8	63.8	64.6	62.9	57.8						
Top Speed [km/h]	68.6	68.5	65.9	65.0	64.9	64.6	60.9						
Avg. Dist. to Rail [m]	5.0	3.7	2.0	3.9	4.4	4.3	6.3						
Avg. Stride Freq. [Hz]	2.2	2.4	2.4	2.4	2.4	2.5	2.4						
Avg. Stride Length [m]	5.9	7.5	7.0	6.8	6.9	6.7	6.6						





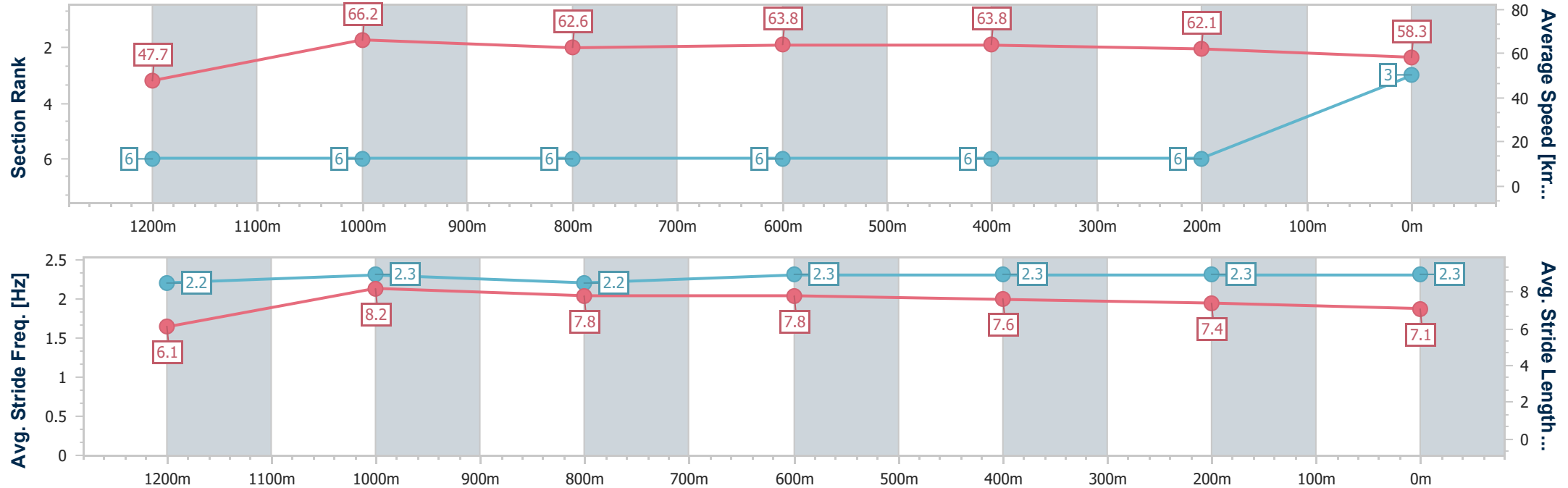
Horse/Jockey Name	Secret Location
Final Rank	3
Fastest Section Time (Section)	0:10.73 (1200m)
Top Speed [km/h] (Section)	67.5 (1200m)
Race State	Finished



Ladbrokes Cannon Park QLD Professional
Race 5: BABINDA ELECTRICS OPEN Handicap - 1400m
10 April 2025 - 15:05
Track Rating: Good 4, Weather: Overcast, Rail Position: True



Section	Overall	1200m	1000m	800m	600m	400m	200m						
Section Times	1:24.06 [3] (0:15.14)	1:08.92 [6] (0:10.73)	0:58.19 [6] (0:11.41)	0:46.78 [6] (0:11.29)	0:35.49 [6] (0:11.35)	0:24.14 [6] (0:11.78)	0:12.36 [6] (0:12.36)						
Average Speed [km/h]	47.7	66.2	62.6	63.8	63.8	62.1	58.3						
Top Speed [km/h]	65.8	67.5	65.8	65.0	65.2	63.0	61.0						
Avg. Dist. to Rail [m]	2.5	2.3	1.5	1.3	1.5	3.9	3.0						
Avg. Stride Freq. [Hz]	2.2	2.3	2.2	2.3	2.3	2.3	2.3						
Avg. Stride Length [m]	6.1	8.2	7.8	7.8	7.6	7.4	7.1						





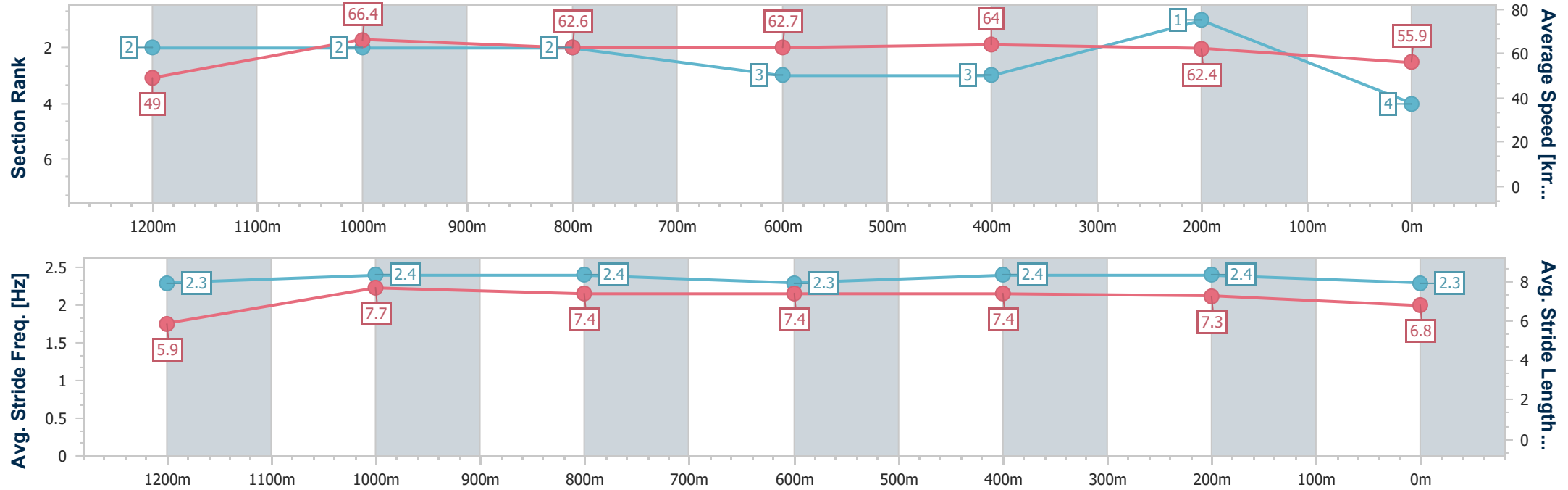
Horse/Jockey Name	Strathcona
Final Rank	4
Fastest Section Time (Section)	0:10.67 (1200m)
Top Speed [km/h] (Section)	67.6 (Overall)
Race State	Finished



Ladbrokes Cannon Park QLD Professional
Race 5: BABINDA ELECTRICS OPEN Handicap - 1400m
10 April 2025 - 15:05
Track Rating: Good 4, Weather: Overcast, Rail Position: True



Section	Overall	1200m	1000m	800m	600m	400m	200m						
Section Times	1:24.19 [4] (0:14.70)	1:09.49 [2] (0:10.67)	0:58.82 [2] (0:11.41)	0:47.41 [2] (0:11.47)	0:35.94 [3] (0:11.41)	0:24.53 [3] (0:11.63)	0:12.90 [1] (0:12.90)						
Average Speed [km/h]	49.0	66.4	62.6	62.7	64.0	62.4	55.9						
Top Speed [km/h]	67.6	67.4	64.7	64.1	65.9	64.0	60.6						
Avg. Dist. to Rail [m]	5.4	4.0	1.7	1.6	2.2	4.7	6.0						
Avg. Stride Freq. [Hz]	2.3	2.4	2.4	2.3	2.4	2.4	2.3						
Avg. Stride Length [m]	5.9	7.7	7.4	7.4	7.4	7.3	6.8						





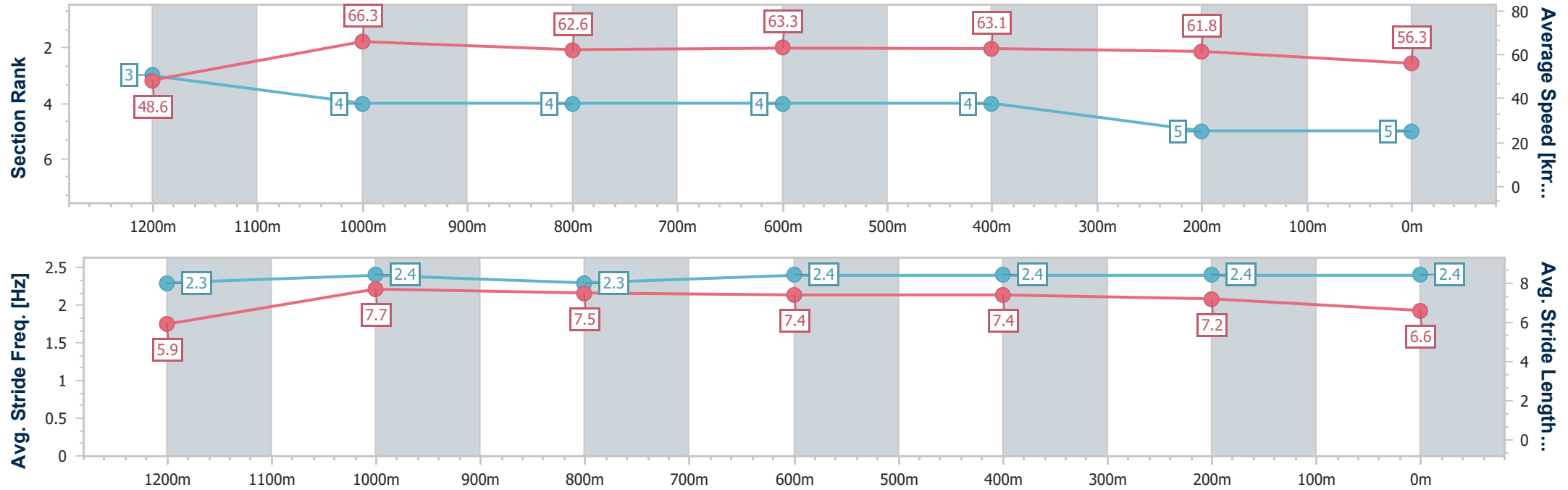
Horse/Jockey Name	Harrow
Final Rank	5
Fastest Section Time (Section)	0:10.73 (1200m)
Top Speed [km/h] (Section)	68.4 (1200m)
Race State	Finished



Ladbrokes Cannon Park QLD Professional
Race 5: BABINDA ELECTRICS OPEN Handicap - 1400m
10 April 2025 - 15:05
Track Rating: Good 4, Weather: Overcast, Rail Position: True



Section	Overall	1200m	1000m	800m	600m	400m	200m						
Section Times	1:24.42 [5] (0:14.81)	1:09.61 [3] (0:10.73)	0:58.88 [4] (0:11.37)	0:47.51 [4] (0:11.37)	0:36.14 [4] (0:11.57)	0:24.57 [4] (0:11.82)	0:12.75 [5] (0:12.75)						
Average Speed [km/h]	48.6	66.3	62.6	63.3	63.1	61.8	56.3						
Top Speed [km/h]	67.7	68.4	64.7	64.6	64.3	62.7	60.0						
Avg. Dist. to Rail [m]	4.8	4.3	1.8	2.4	2.5	4.6	6.0						
Avg. Stride Freq. [Hz]	2.3	2.4	2.3	2.4	2.4	2.4	2.4						
Avg. Stride Length [m]	5.9	7.7	7.5	7.4	7.4	7.2	6.6						





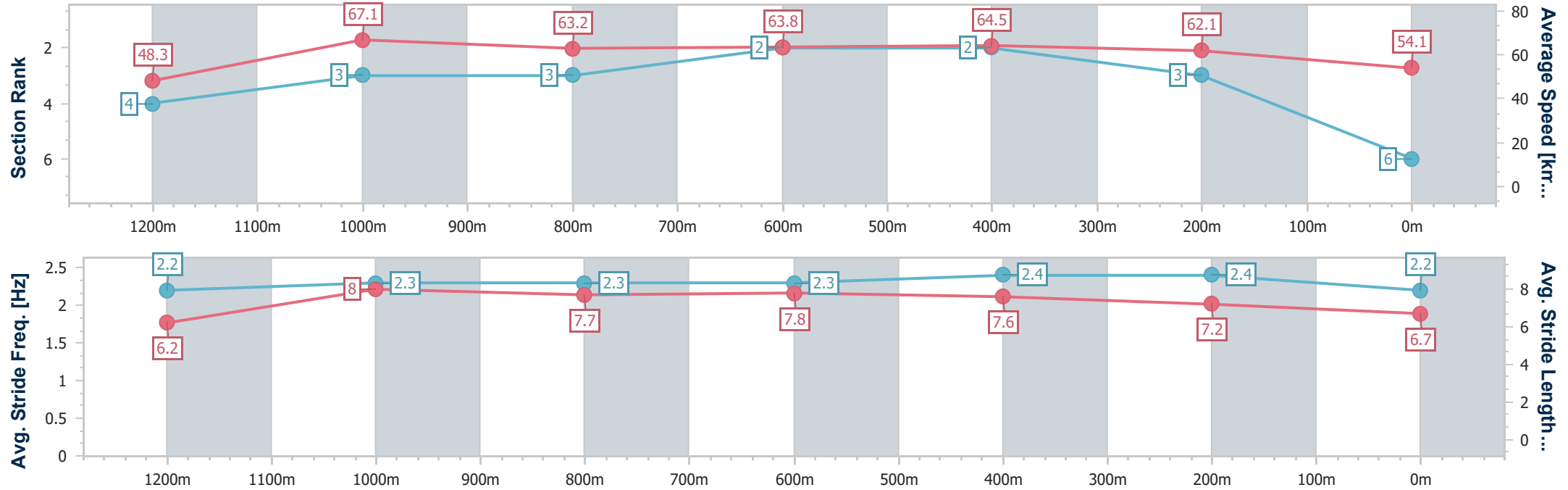
Horse/Jockey Name	Gulf Of Lion
Final Rank	6
Fastest Section Time (Section)	0:10.61 (1200m)
Top Speed [km/h] (Section)	68.3 (1200m)
Race State	Finished



Ladbrokes Cannon Park QLD Professional
Race 5: BABINDA ELECTRICS OPEN Handicap - 1400m
10 April 2025 - 15:05
Track Rating: Good 4, Weather: Overcast, Rail Position: True



Section	Overall	1200m	1000m	800m	600m	400m	200m						
Section Times	1:24.62 [6] (0:14.90)	1:09.72 [4] (0:10.61)	0:59.11 [3] (0:11.36)	0:47.75 [3] (0:11.26)	0:36.49 [2] (0:11.41)	0:25.08 [2] (0:11.79)	0:13.29 [3] (0:13.29)						
Average Speed [km/h]	48.3	67.1	63.2	63.8	64.5	62.1	54.1						
Top Speed [km/h]	67.9	68.3	65.5	65.3	65.8	64.3	58.2						
Avg. Dist. to Rail [m]	3.5	2.2	1.3	2.4	3.5	6.3	6.2						
Avg. Stride Freq. [Hz]	2.2	2.3	2.3	2.3	2.4	2.4	2.2						
Avg. Stride Length [m]	6.2	8.0	7.7	7.8	7.6	7.2	6.7						





Ladbroke's Cannon Park QLD Professional
Race 6: SOUTHWEST SIGNS QTIS Three-Year-Old & Four-Year-Old
Handicap - 1400m
10 April 2025 - 15:40



Track Rating: Good 4, Weather: Overcast, Rail Position: True

Section		Overall				1200m	1000m	800m	600m	400m	Last 600m	
Field Times		1:23.83				1:09.81	0:59.27	0:48.02	0:36.65	0:25.09	0:36.65	
		(0:14.02)				(0:10.54)	(0:11.25)	(0:11.37)	(0:11.56)	(0:12.08)		
Rank	TAB	Horse/Jockey	Barrier	Top Speed [km/h]	Fastest Section							Distance Travelled [m]
1	1	HANGIN' AROUND	6	69.4	0:10.54	1:23.83 [1]	1:09.81 [1]	0:59.27 [1]	0:48.02 [1]	0:36.65 [1]	0:25.09 [1]	0:36.65
		Ryan Wiggins		1200m	1200m	(0:14.02)	(0:10.54)	(0:11.25)	(0:11.37)	(0:11.56)	(0:12.08)	
2	3	CHIROGRAPHY	2	69.8	0:10.50	1:24.84 [2]	1:10.60 [2]	1:00.10 [2]	0:48.78 [2]	0:37.25 [2]	0:25.48 [2]	0:37.25 +1
		Jackson Murphy		1200m	1200m	(0:14.24)	(0:10.50)	(0:11.32)	(0:11.53)	(0:11.77)	(0:12.40)	
3	6	MAJESTIC BLAZE	1	68.6	0:10.55	1:25.45 [3]	1:11.05 [6]	1:00.50 [3]	0:49.34 [3]	0:37.74 [4]	0:25.61 [4]	0:37.74 +1
		Rachel Shred		Overall	1200m	(0:14.40)	(0:10.55)	(0:11.16)	(0:11.60)	(0:12.13)	(0:12.49)	
4	2	ARGUABLE	3	68.1	0:10.74	1:25.49 [4]	1:11.23 [3]	1:00.49 [4]	0:49.34 [4]	0:37.81 [3]	0:25.94 [3]	0:37.81 +1
		Nathan Thomas		Overall	1200m	(0:14.26)	(0:10.74)	(0:11.15)	(0:11.53)	(0:11.87)	(0:12.42)	
5	7	DESERT GRIT	5	68.5	0:10.95	1:26.05 [5]	1:11.68 [4]	1:00.73 [6]	0:49.40 [6]	0:38.14 [5]	0:26.18 [5]	0:38.14 +6
		Gabrielle Semmens		Overall	1200m	(0:14.37)	(0:10.95)	(0:11.33)	(0:11.26)	(0:11.96)	(0:12.52)	
6	8	CLAN WIELAND	4	69.9	0:10.92	1:26.77 [6]	1:12.38 [5]	1:01.46 [5]	0:50.37 [5]	0:38.76 [6]	0:26.74 [6]	0:38.76 +3
		Sean Cormack		Overall	1200m	(0:14.39)	(0:10.92)	(0:11.08)	(0:11.61)	(0:12.02)	(0:13.12)	

Scratched: Platinum Field (#4), Old Salt (#5)



Ladbroke's Cannon Park QLD Professional
Race 6: SOUTHWEST SIGNS QTIS Three-Year-Old & Four-Year-Old
Handicap - 1400m
10 April 2025 - 15:40



Track Rating: Good 4, Weather: Overcast, Rail Position: True

Section		Field Times		200m		Last 600m			
				0:13.01 (0:13.01)		0:36.65			
Rank	TAB	Horse/Jockey	Barrier	Top Speed [km/h]	Fastest Section	Margin			Distance Travelled [m]
1	1	HANGIN' AROUND	6	69.4	0:10.54	0:13.01 [1]	1:23.83	0:36.65	
		Ryan Wiggins		1200m	1200m	(0:13.01)			
2	3	CHIROGRAPHY	2	69.8	0:10.50	0:13.08 [2]	5.91L	0:37.25	+1
		Jackson Murphy		1200m	1200m	(0:13.08)			
3	6	MAJESTIC BLAZE	1	68.6	0:10.55	0:13.12 [4]	9.49L	0:37.74	+1
		Rachel Shred		Overall	1200m	(0:13.12)			
4	2	ARGUABLE	3	68.1	0:10.74	0:13.52 [3]	9.76L	0:37.81	+1
		Nathan Thomas		Overall	1200m	(0:13.52)			
5	7	DESERT GRIT	5	68.5	0:10.95	0:13.66 [5]	13.01L	0:38.14	+6
		Gabrielle Semmens		Overall	1200m	(0:13.66)			
6	8	CLAN WIELAND	4	69.9	0:10.92	0:13.62 [6]	17.25L	0:38.76	+3
		Sean Cormack		Overall	1200m	(0:13.62)			

Scratched: Platinum Field (#4), Old Salt (#5)



Horse/Jockey Name	Hangin' Around
Final Rank	1
Fastest Section Time (Section)	0:10.54 (1200m)
Top Speed [km/h] (Section)	69.4 (1200m)
Race State	Finished

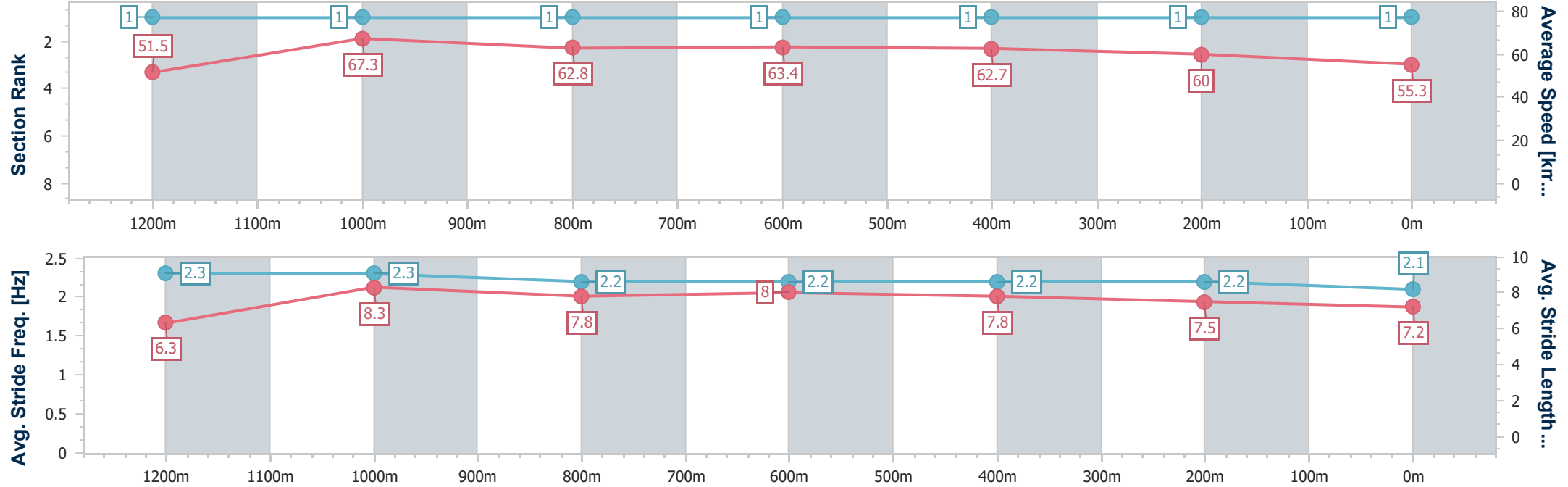


Ladbrokes Cannon Park QLD Professional
Race 6: SOUTHWEST SIGNS QTIS Three-Year-Old & Four-Year-
Old Handicap - 1400m
10 April 2025 - 15:40



Track Rating: Good 4, Weather: Overcast, Rail Position: True

Section	Overall	1200m	1000m	800m	600m	400m	200m						
Section Times	1:23.83 [1] (0:14.02)	1:09.81 [1] (0:10.54)	0:59.27 [1] (0:11.25)	0:48.02 [1] (0:11.37)	0:36.65 [1] (0:11.56)	0:25.09 [1] (0:12.08)	0:13.01 [1] (0:13.01)						
Average Speed [km/h]	51.5	67.3	62.8	63.4	62.7	60.0	55.3						
Top Speed [km/h]	69.4	69.4	64.9	64.0	64.3	61.2	59.1						
Avg. Dist. to Rail [m]	3.9	2.7	2.6	0.4	1.1	3.1	2.6						
Avg. Stride Freq. [Hz]	2.3	2.3	2.2	2.2	2.2	2.2	2.1						
Avg. Stride Length [m]	6.3	8.3	7.8	8.0	7.8	7.5	7.2						





Horse/Jockey Name	Chirography
Final Rank	2
Fastest Section Time (Section)	0:10.50 (1200m)
Top Speed [km/h] (Section)	69.8 (1200m)
Race State	Finished

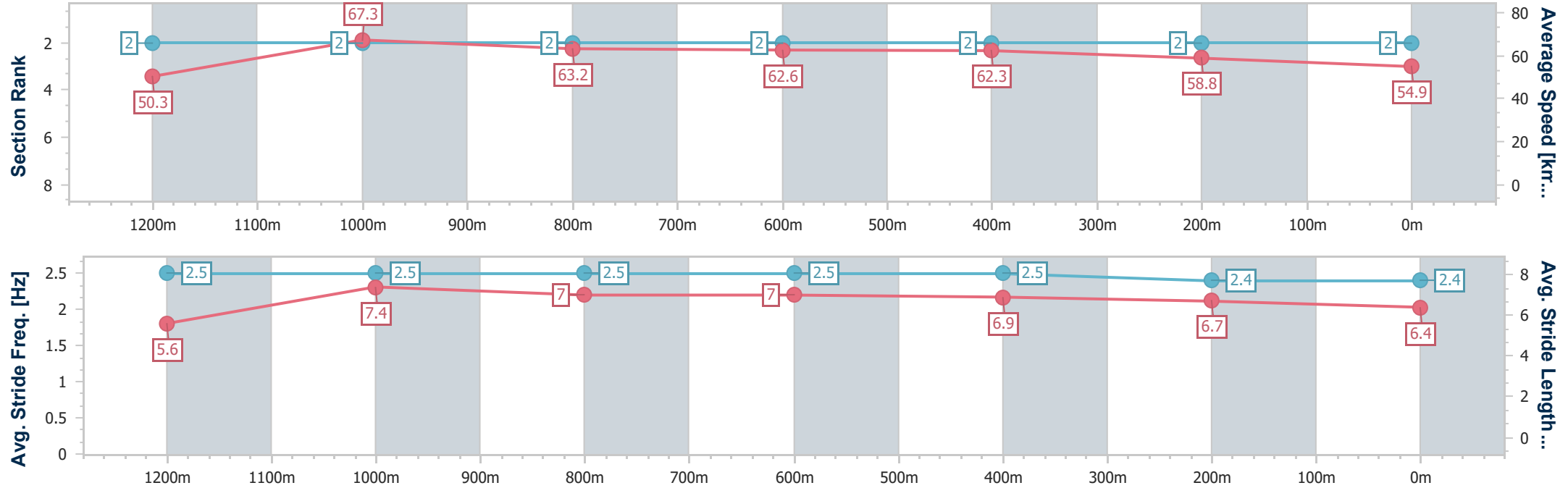


Ladbrokes Cannon Park QLD Professional
Race 6: SOUTHWEST SIGNS QTIS Three-Year-Old & Four-Year-
Old Handicap - 1400m
10 April 2025 - 15:40



Track Rating: Good 4, Weather: Overcast, Rail Position: True

Section	Overall	1200m	1000m	800m	600m	400m	200m						
Section Times	1:24.84 [2] (0:14.24)	1:10.60 [2] (0:10.50)	1:00.10 [2] (0:11.32)	0:48.78 [2] (0:11.53)	0:37.25 [2] (0:11.77)	0:25.48 [2] (0:12.40)	0:13.08 [2] (0:13.08)						
Average Speed [km/h]	50.3	67.3	63.2	62.6	62.3	58.8	54.9						
Top Speed [km/h]	69.6	69.8	64.5	63.8	64.0	60.5	58.4						
Avg. Dist. to Rail [m]	6.3	5.8	1.9	3.2	3.2	4.2	4.0						
Avg. Stride Freq. [Hz]	2.5	2.5	2.5	2.5	2.5	2.4	2.4						
Avg. Stride Length [m]	5.6	7.4	7.0	7.0	6.9	6.7	6.4						





Horse/Jockey Name	Majestic Blaze
Final Rank	3
Fastest Section Time (Section)	0:10.55 (1200m)
Top Speed [km/h] (Section)	68.6 (Overall)
Race State	Finished

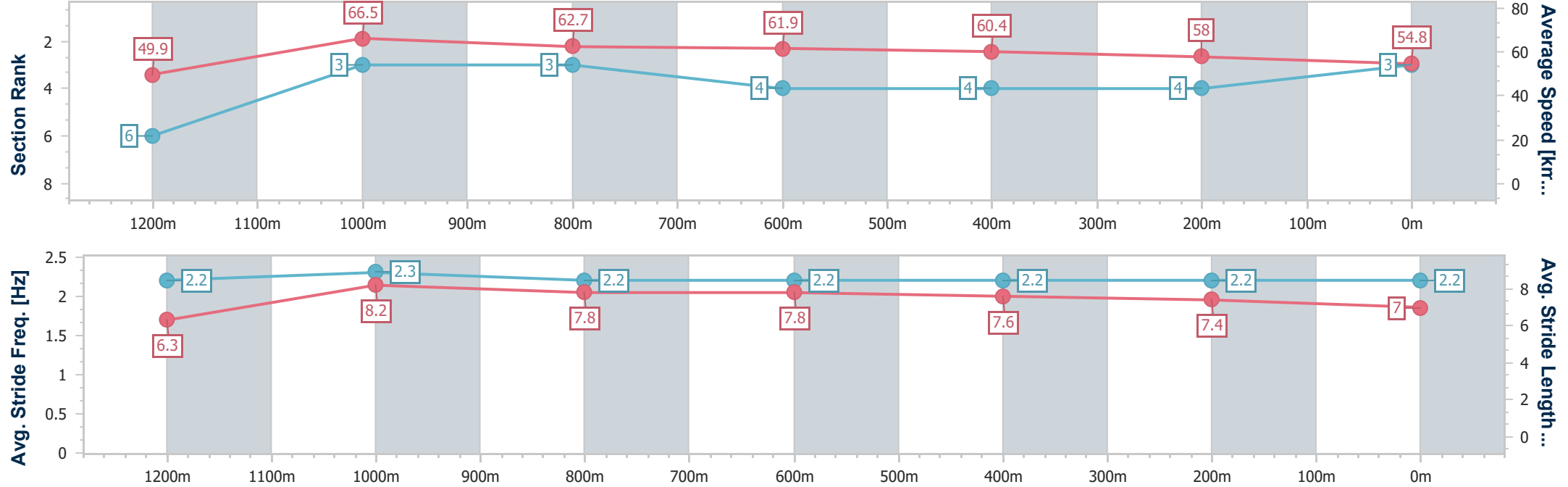


Ladbroke's Cannon Park QLD Professional
Race 6: SOUTHWEST SIGNS QTIS Three-Year-Old & Four-Year-
Old Handicap - 1400m
10 April 2025 - 15:40



Track Rating: Good 4, Weather: Overcast, Rail Position: True

Section	Overall	1200m	1000m	800m	600m	400m	200m						
Section Times	1:25.45 [3] (0:14.40)	1:11.05 [6] (0:10.55)	1:00.50 [3] (0:11.16)	0:49.34 [3] (0:11.60)	0:37.74 [4] (0:12.13)	0:25.61 [4] (0:12.49)	0:13.12 [4] (0:13.12)						
Average Speed [km/h]	49.9	66.5	62.7	61.9	60.4	58.0	54.8						
Top Speed [km/h]	68.6	68.5	63.9	62.8	62.3	59.1	57.0						
Avg. Dist. to Rail [m]	6.0	6.6	4.0	0.8	1.9	3.5	2.7						
Avg. Stride Freq. [Hz]	2.2	2.3	2.2	2.2	2.2	2.2	2.2						
Avg. Stride Length [m]	6.3	8.2	7.8	7.8	7.6	7.4	7.0						



- [] Ranking at each section and finish
- .-.- No data available at this section
- NA No data available



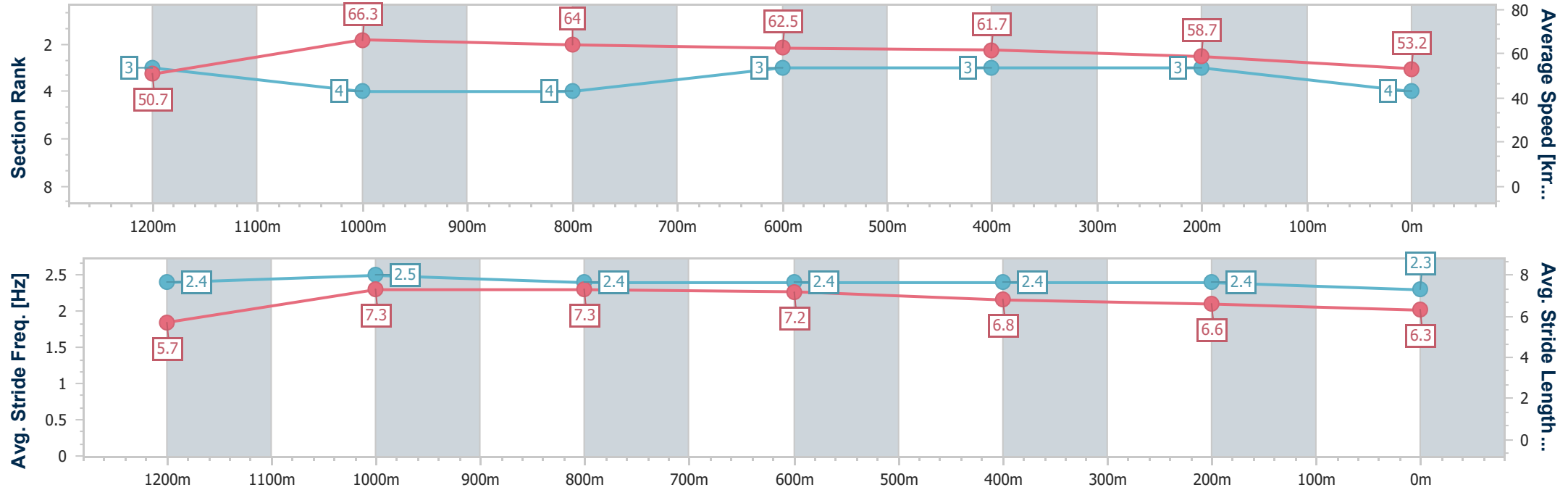
Horse/Jockey Name	Arguable
Final Rank	4
Fastest Section Time (Section)	0:10.74 (1200m)
Top Speed [km/h] (Section)	68.1 (Overall)
Race State	Finished



Ladbroke's Cannon Park QLD Professional
Race 6: SOUTHWEST SIGNS QTIS Three-Year-Old & Four-Year-
Old Handicap - 1400m
10 April 2025 - 15:40
Track Rating: Good 4, Weather: Overcast, Rail Position: True



Section	Overall	1200m	1000m	800m	600m	400m	200m						
Section Times	1:25.49 [4] (0:14.26)	1:11.23 [3] (0:10.74)	1:00.49 [4] (0:11.15)	0:49.34 [4] (0:11.53)	0:37.81 [3] (0:11.87)	0:25.94 [3] (0:12.42)	0:13.52 [3] (0:13.52)						
Average Speed [km/h]	50.7	66.3	64.0	62.5	61.7	58.7	53.2						
Top Speed [km/h]	68.1	67.6	65.3	63.1	63.2	60.5	55.7						
Avg. Dist. to Rail [m]	2.9	2.3	1.9	3.2	2.9	5.0	6.0						
Avg. Stride Freq. [Hz]	2.4	2.5	2.4	2.4	2.4	2.4	2.3						
Avg. Stride Length [m]	5.7	7.3	7.3	7.2	6.8	6.6	6.3						





Horse/Jockey Name	Desert Grit
Final Rank	5
Fastest Section Time (Section)	0:10.95 (1200m)
Top Speed [km/h] (Section)	68.5 (Overall)
Race State	Finished

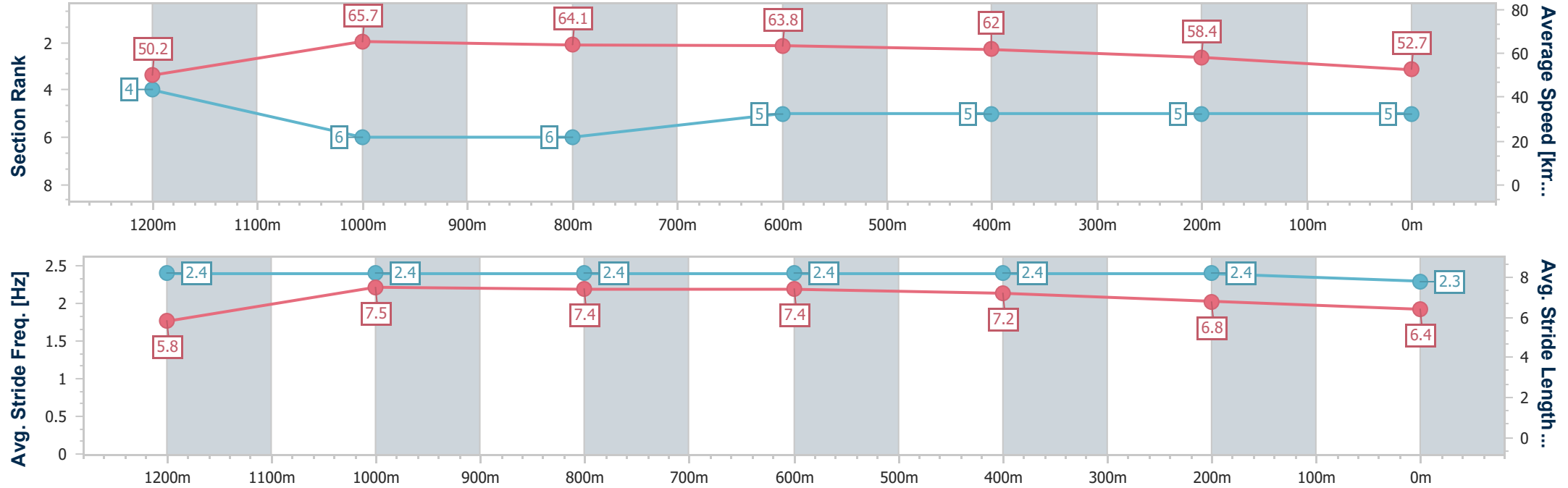


Ladbroke's Cannon Park QLD Professional
Race 6: SOUTHWEST SIGNS QTIS Three-Year-Old & Four-Year-
Old Handicap - 1400m
10 April 2025 - 15:40



Track Rating: Good 4, Weather: Overcast, Rail Position: True

Section	Overall	1200m	1000m	800m	600m	400m	200m						
Section Times	1:26.05 [5] (0:14.37)	1:11.68 [4] (0:10.95)	1:00.73 [6] (0:11.33)	0:49.40 [6] (0:11.26)	0:38.14 [5] (0:11.96)	0:26.18 [5] (0:12.52)	0:13.66 [5] (0:13.66)						
Average Speed [km/h]	50.2	65.7	64.1	63.8	62.0	58.4	52.7						
Top Speed [km/h]	68.5	68.5	65.7	64.8	63.9	60.5	55.9						
Avg. Dist. to Rail [m]	3.7	1.3	1.8	3.7	4.4	6.8	8.1						
Avg. Stride Freq. [Hz]	2.4	2.4	2.4	2.4	2.4	2.4	2.3						
Avg. Stride Length [m]	5.8	7.5	7.4	7.4	7.2	6.8	6.4						





Horse/Jockey Name	Clan Wieland
Final Rank	6
Fastest Section Time (Section)	0:10.92 (1200m)
Top Speed [km/h] (Section)	69.9 (Overall)
Race State	Finished

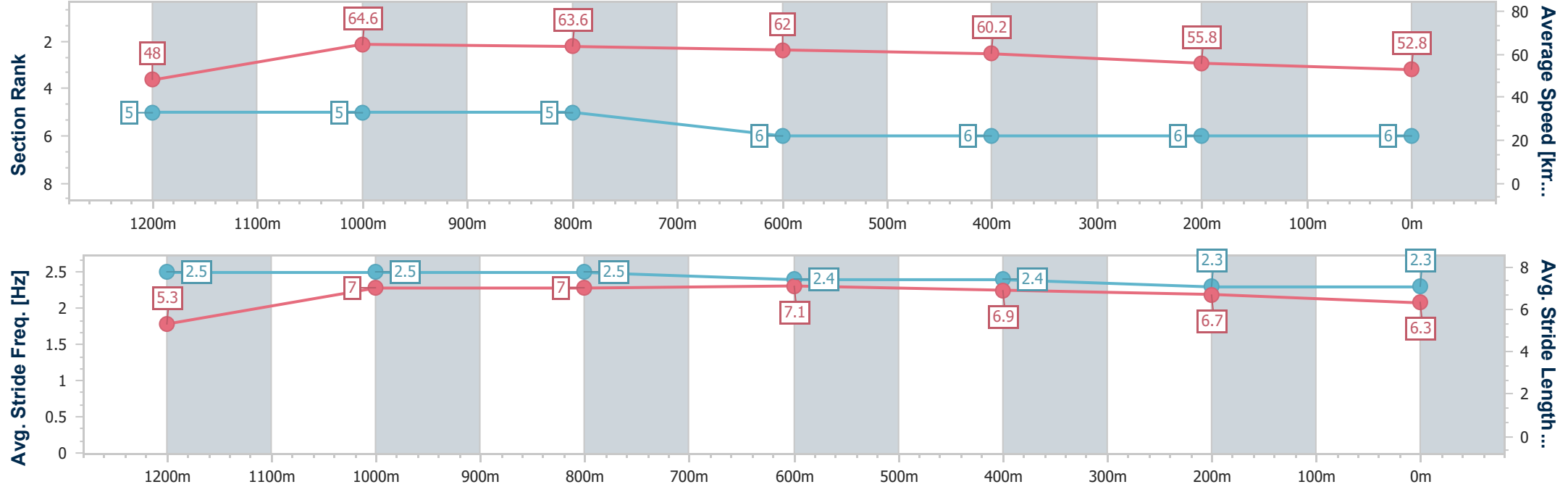


Ladbroke's Cannon Park QLD Professional
Race 6: SOUTHWEST SIGNS QTIS Three-Year-Old & Four-Year-
Old Handicap - 1400m
10 April 2025 - 15:40



Track Rating: Good 4, Weather: Overcast, Rail Position: True

Section	Overall	1200m	1000m	800m	600m	400m	200m						
Section Times	1:26.77 [6] (0:14.39)	1:12.38 [5] (0:10.92)	1:01.46 [5] (0:11.08)	0:50.37 [5] (0:11.61)	0:38.76 [6] (0:12.02)	0:26.74 [6] (0:13.12)	0:13.62 [6] (0:13.62)						
Average Speed [km/h]	48.0	64.6	63.6	62.0	60.2	55.8	52.8						
Top Speed [km/h]	69.9	69.6	66.3	63.3	62.6	57.8	56.8						
Avg. Dist. to Rail [m]	8.2	6.4	9.7	3.1	2.5	6.4	2.3						
Avg. Stride Freq. [Hz]	2.5	2.5	2.5	2.4	2.4	2.3	2.3						
Avg. Stride Length [m]	5.3	7.0	7.0	7.1	6.9	6.7	6.3						





Ladbroke's Cannon Park QLD Professional

Race 7: NIESAR PAINTING Class 1 Handicap - 1250m

10 April 2025 - 16:15



Track Rating: Good 4, Weather: Overcast, Rail Position: True

Section		Overall				1000m	800m	600m	400m	200m	Last 600m		
Field Times		1:14.54 (0:15.65)				0:58.89 (0:10.71)	0:48.18 (0:11.53)	0:36.65 (0:11.68)	0:24.97 (0:12.52)	0:12.45 (0:12.45)	0:36.65		
Rank	TAB	Horse/Jockey	Barrier	Top Speed [km/h]	Fastest Section							Margin	Distance Travelled [m]
1	5	ALMIGHTY JAB	5	68.1	0:10.87	1:14.54 [1]	0:58.29 [8]	0:47.42 [7]	0:36.05 [7]	0:24.22 [8]	0:12.40 [2]	1:14.54	0:36.05
		Ryan Wiggins		1000m	1000m	(0:16.25)	(0:10.87)	(0:11.37)	(0:11.83)	(0:11.82)	(0:12.40)		
2	4	LOOMING ONE	10	68.8	0:10.70	1:14.89 [2]	0:58.36 [9]	0:47.66 [9]	0:36.21 [9]	0:24.50 [9]	0:12.57 [5]	2.06L	0:36.21
		Aidan Holt		Overall	1000m	(0:16.53)	(0:10.70)	(0:11.45)	(0:11.71)	(0:11.93)	(0:12.57)		-3
3	2	SET THE SAILS	1	70.3	0:10.86	1:15.09 [3]	0:59.32 [3]	0:48.46 [3]	0:36.83 [6]	0:24.95 [6]	0:12.76 [6]	3.21L	0:36.83
		Jackson Murphy		Overall	1000m	(0:15.77)	(0:10.86)	(0:11.63)	(0:11.88)	(0:12.19)	(0:12.76)		-9
4	10	TRAVELLING SWEET	3	69.5	0:10.89	1:15.18 [4]	0:59.45 [2]	0:48.56 [2]	0:37.01 [4]	0:25.39 [3]	0:12.93 [3]	3.74L	0:37.01
		Lacey Morrison		Overall	1000m	(0:15.73)	(0:10.89)	(0:11.55)	(0:11.62)	(0:12.46)	(0:12.93)		-6
5	3	TSUNAMI	9	72.0	0:10.71	1:15.46 [5]	0:59.81 [1]	0:49.10 [1]	0:37.57 [1]	0:25.89 [1]	0:13.37 [1]	5.38L	0:37.57
		Amanda Thomson		Overall	1000m	(0:15.65)	(0:10.71)	(0:11.53)	(0:11.68)	(0:12.52)	(0:13.37)		-6
6	9	PICCAPEPPA	8	68.6	0:10.81	1:15.48 [6]	0:58.83 [10]	0:48.02 [10]	0:36.90 [8]	0:25.25 [7]	0:13.02 [9]	5.53L	0:36.90
		Rachel Shred		Overall	1000m	(0:16.65)	(0:10.81)	(0:11.12)	(0:11.65)	(0:12.23)	(0:13.02)		-2
7	8	ASAMBE	7	70.2	0:10.75	1:15.58 [7]	0:59.49 [6]	0:48.74 [6]	0:37.43 [2]	0:25.53 [4]	0:13.18 [8]	6.08L	0:37.43
		Wanderson D'Avila		Overall	1000m	(0:16.09)	(0:10.75)	(0:11.31)	(0:11.90)	(0:12.35)	(0:13.18)		+5
8	6	TARIFF	6	70.5	0:10.78	1:15.62 [8]	0:59.63 [5]	0:48.85 [4]	0:37.40 [5]	0:25.50 [5]	0:13.24 [7]	6.31L	0:37.40
		Lauren Guernier		Overall	1000m	(0:15.99)	(0:10.78)	(0:11.45)	(0:11.90)	(0:12.26)	(0:13.24)		+5
9	7	AIRBORNE HOTDOG	4	70.2	0:10.88	1:15.75 [9]	0:59.83 [4]	0:48.95 [5]	0:37.60 [3]	0:26.00 [2]	0:13.45 [4]	7.09L	0:37.60
		Nathan Thomas		Overall	1000m	(0:15.92)	(0:10.88)	(0:11.35)	(0:11.60)	(0:12.55)	(0:13.45)		+0
10	11	SHIHO	2	69.5	0:10.94	1:16.07 [10]	0:59.89 [7]	0:48.95 [8]	0:37.29 [10]	0:25.43 [10]	0:13.33 [10]	8.98L	0:37.29
		Bella Youngberry		Overall	1000m	(0:16.18)	(0:10.94)	(0:11.66)	(0:11.86)	(0:12.10)	(0:13.33)		-6

Scratched: Absconded Witness (#1)

Report Created: Thu 10 April 2025 16:34 GMT+10 (Note: Timing is based on position data)

Page 1/11

[] Ranking at each section and finish
-:-:- No data available at this section
NA No data available

SCN Saddle cloth number
DNF Did not finish
DNT Did not track

data processed by  TRIPLESDATA



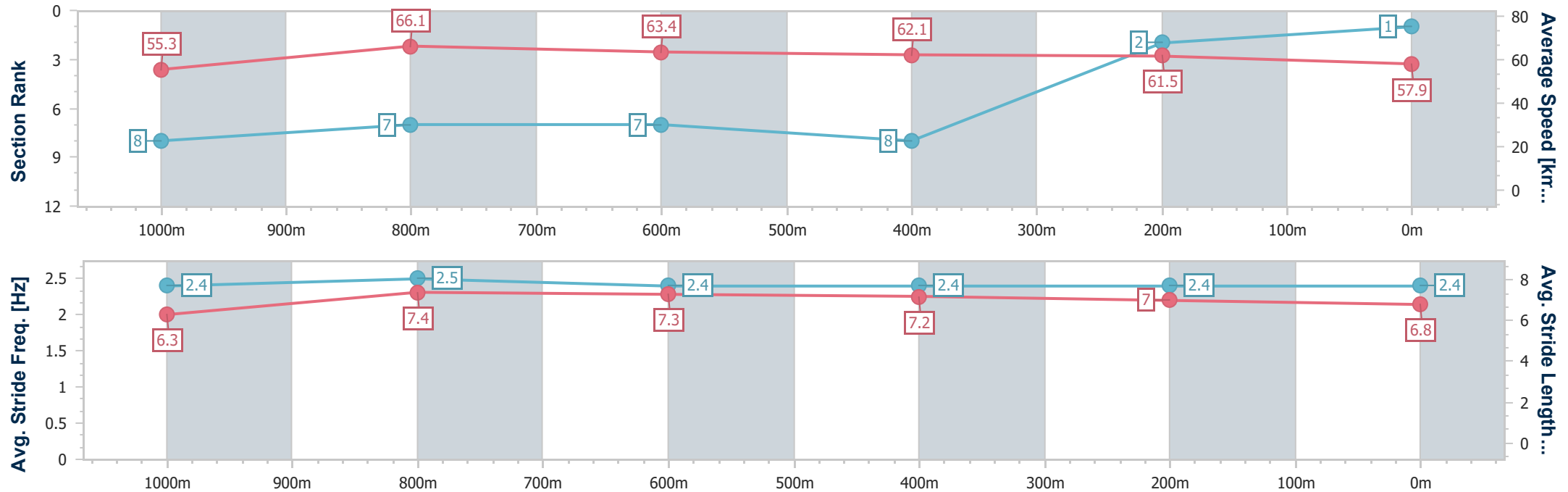
Horse/Jockey Name	Almighty Jab
Final Rank	1
Fastest Section Time (Section)	0:10.87 (1000m)
Top Speed [km/h] (Section)	68.1 (1000m)
Race State	Finished



Ladbrokes Cannon Park QLD Professional
Race 7: NIESAR PAINTING Class 1 Handicap - 1250m
10 April 2025 - 16:15
Track Rating: Good 4, Weather: Overcast, Rail Position: True



Section	Overall	1000m	800m	600m	400m	200m								
Section Times	1:14.54 [1] (0:16.25)	0:58.29 [8] (0:10.87)	0:47.42 [7] (0:11.37)	0:36.05 [7] (0:11.83)	0:24.22 [8] (0:11.82)	0:12.40 [2] (0:12.40)								
Average Speed [km/h]	55.3	66.1	63.4	62.1	61.5	57.9								
Top Speed [km/h]	67.7	68.1	64.1	64.2	62.9	61.0								
Avg. Dist. to Rail [m]	2.2	1.3	3.3	3.3	3.2	2.7								
Avg. Stride Freq. [Hz]	2.4	2.5	2.4	2.4	2.4	2.4								
Avg. Stride Length [m]	6.3	7.4	7.3	7.2	7.0	6.8								





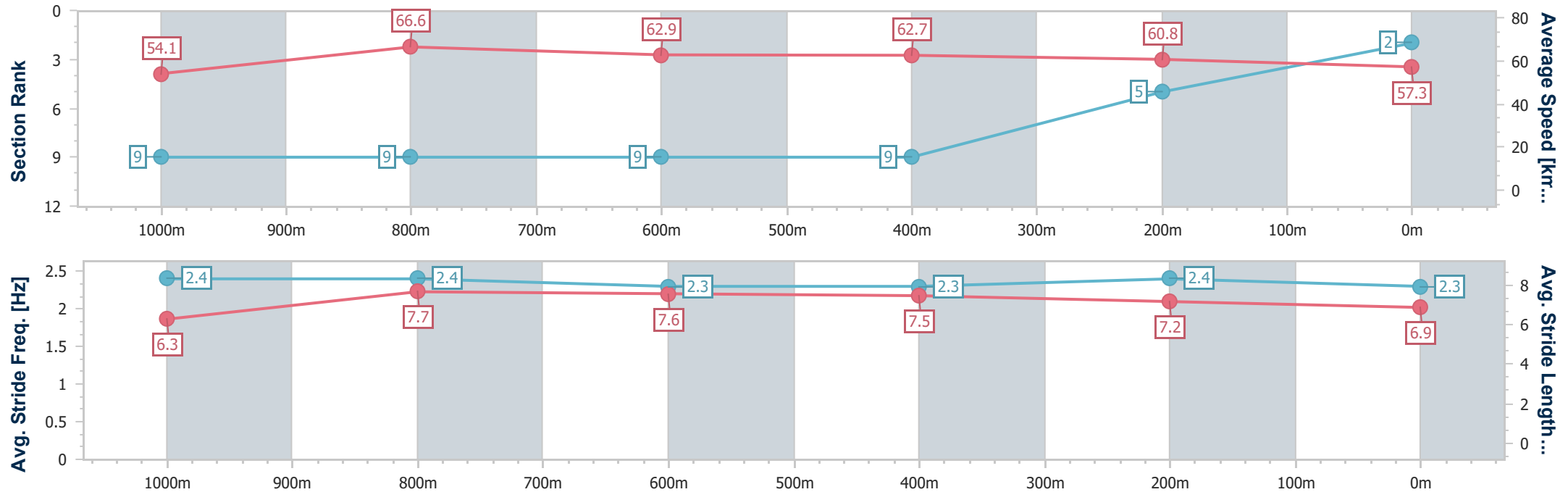
Horse/Jockey Name	Looming One
Final Rank	2
Fastest Section Time (Section)	0:10.70 (1000m)
Top Speed [km/h] (Section)	68.8 (Overall)
Race State	Finished



Ladbrokes Cannon Park QLD Professional
Race 7: NIESAR PAINTING Class 1 Handicap - 1250m
10 April 2025 - 16:15
Track Rating: Good 4, Weather: Overcast, Rail Position: True



Section	Overall	1000m	800m	600m	400m	200m							
Section Times	1:14.89 [2] (0:16.53)	0:58.36 [9] (0:10.70)	0:47.66 [9] (0:11.45)	0:36.21 [9] (0:11.71)	0:24.50 [9] (0:11.93)	0:12.57 [5] (0:12.57)							
Average Speed [km/h]	54.1	66.6	62.9	62.7	60.8	57.3							
Top Speed [km/h]	68.8	68.5	64.4	64.0	61.8	59.2							
Avg. Dist. to Rail [m]	6.5	2.3	3.6	3.3	5.2	6.3							
Avg. Stride Freq. [Hz]	2.4	2.4	2.3	2.3	2.4	2.3							
Avg. Stride Length [m]	6.3	7.7	7.6	7.5	7.2	6.9							





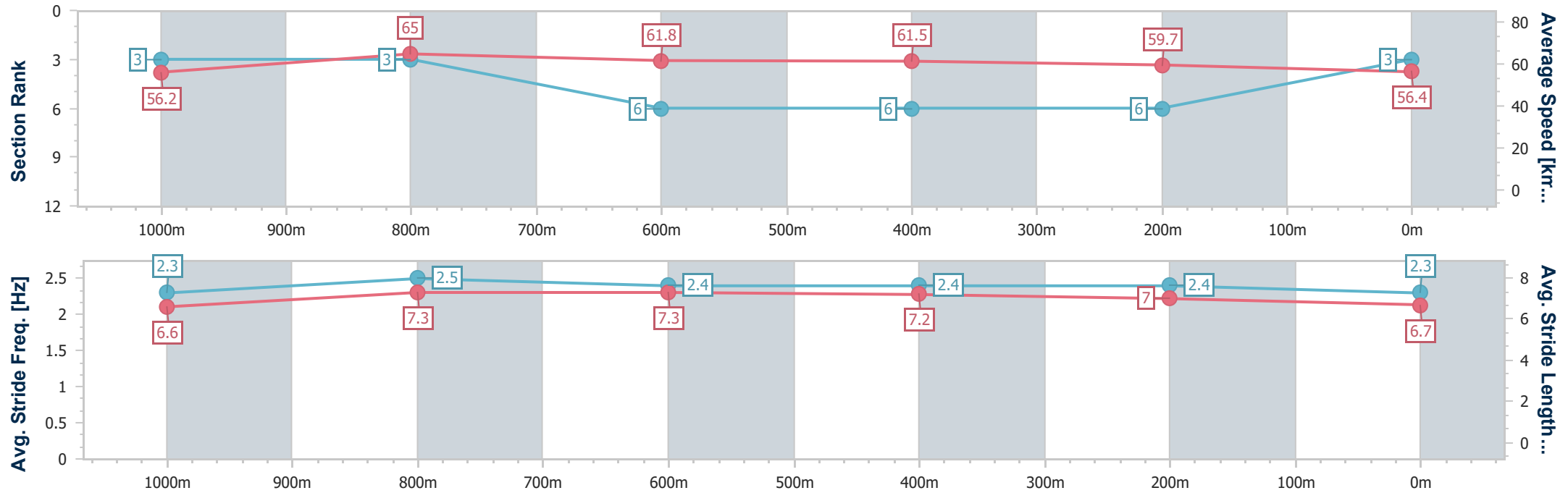
Horse/Jockey Name	Set The Sails
Final Rank	3
Fastest Section Time (Section)	0:10.86 (1000m)
Top Speed [km/h] (Section)	70.3 (Overall)
Race State	Finished



Ladbrokes Cannon Park QLD Professional
Race 7: NIESAR PAINTING Class 1 Handicap - 1250m
10 April 2025 - 16:15
Track Rating: Good 4, Weather: Overcast, Rail Position: True



Section	Overall	1000m	800m	600m	400m	200m							
Section Times	1:15.09 [3] (0:15.77)	0:59.32 [3] (0:10.86)	0:48.46 [3] (0:11.63)	0:36.83 [6] (0:11.88)	0:24.95 [6] (0:12.19)	0:12.76 [6] (0:12.76)							
Average Speed [km/h]	56.2	65.0	61.8	61.5	59.7	56.4							
Top Speed [km/h]	70.3	67.5	64.6	64.2	62.0	60.0							
Avg. Dist. to Rail [m]	5.3	2.7	0.6	1.9	3.8	4.9							
Avg. Stride Freq. [Hz]	2.3	2.5	2.4	2.4	2.4	2.3							
Avg. Stride Length [m]	6.6	7.3	7.3	7.2	7.0	6.7							





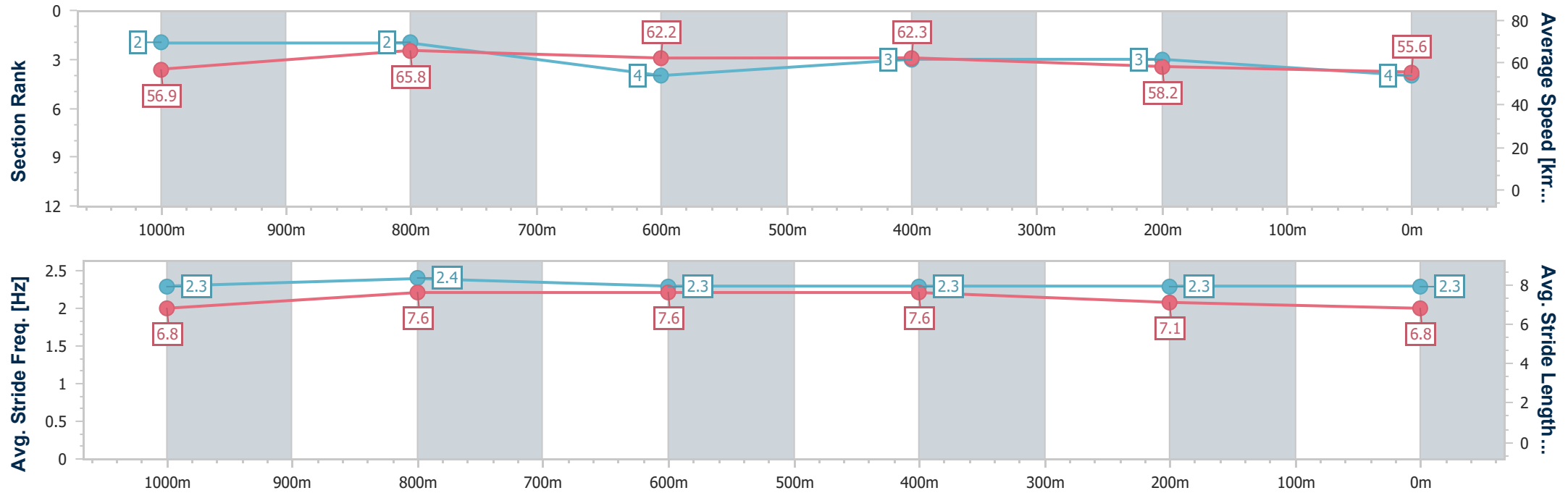
Horse/Jockey Name	Travelling Sweet
Final Rank	4
Fastest Section Time (Section)	0:10.89 (1000m)
Top Speed [km/h] (Section)	69.5 (Overall)
Race State	Finished



Ladbrokes Cannon Park QLD Professional
Race 7: NIESAR PAINTING Class 1 Handicap - 1250m
10 April 2025 - 16:15
Track Rating: Good 4, Weather: Overcast, Rail Position: True



Section	Overall	1000m	800m	600m	400m	200m							
Section Times	1:15.18 [4] (0:15.73)	0:59.45 [2] (0:10.89)	0:48.56 [2] (0:11.55)	0:37.01 [4] (0:11.62)	0:25.39 [3] (0:12.46)	0:12.93 [3] (0:12.93)							
Average Speed [km/h]	56.9	65.8	62.2	62.3	58.2	55.6							
Top Speed [km/h]	69.5	69.4	63.7	63.4	61.2	57.5							
Avg. Dist. to Rail [m]	1.5	1.3	0.5	1.0	2.9	3.9							
Avg. Stride Freq. [Hz]	2.3	2.4	2.3	2.3	2.3	2.3							
Avg. Stride Length [m]	6.8	7.6	7.6	7.6	7.1	6.8							





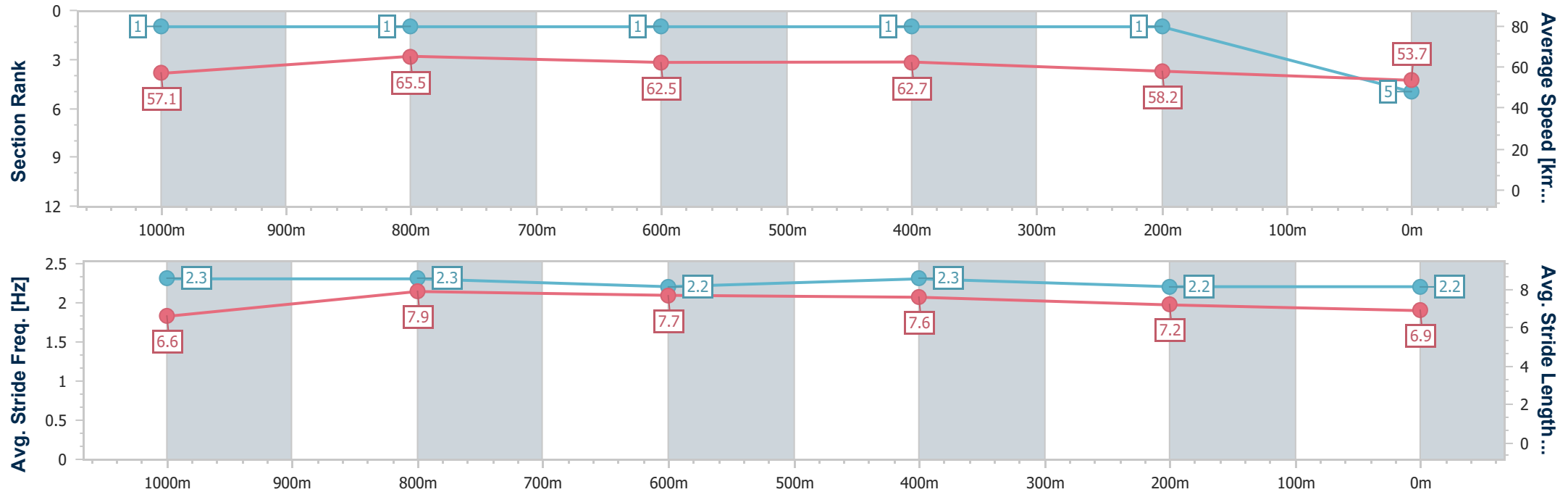
Horse/Jockey Name	Tsunami
Final Rank	5
Fastest Section Time (Section)	0:10.71 (1000m)
Top Speed [km/h] (Section)	72.0 (Overall)
Race State	Finished



Ladbroke's Cannon Park QLD Professional
Race 7: NIESAR PAINTING Class 1 Handicap - 1250m
10 April 2025 - 16:15
Track Rating: Good 4, Weather: Overcast, Rail Position: True



Section	Overall	1000m	800m	600m	400m	200m							
Section Times	1:15.46 [5] (0:15.65)	0:59.81 [1] (0:10.71)	0:49.10 [1] (0:11.53)	0:37.57 [1] (0:11.68)	0:25.89 [1] (0:12.52)	0:13.37 [1] (0:13.37)							
Average Speed [km/h]	57.1	65.5	62.5	62.7	58.2	53.7							
Top Speed [km/h]	72.0	72.0	63.7	63.6	60.2	56.2							
Avg. Dist. to Rail [m]	3.2	3.2	1.1	2.6	3.3	3.4							
Avg. Stride Freq. [Hz]	2.3	2.3	2.2	2.3	2.2	2.2							
Avg. Stride Length [m]	6.6	7.9	7.7	7.6	7.2	6.9							





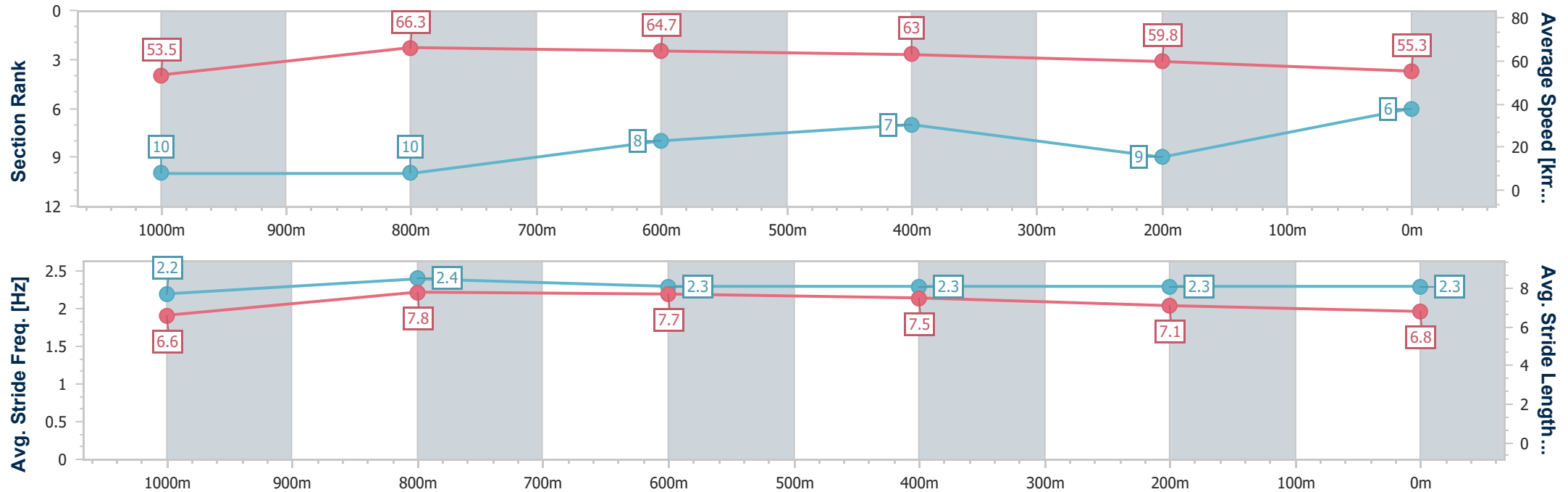
Horse/Jockey Name	Piccapeppa
Final Rank	6
Fastest Section Time (Section)	0:10.81 (1000m)
Top Speed [km/h] (Section)	68.6 (Overall)
Race State	Finished



Ladbrokes Cannon Park QLD Professional
Race 7: NIESAR PAINTING Class 1 Handicap - 1250m
10 April 2025 - 16:15
Track Rating: Good 4, Weather: Overcast, Rail Position: True



Section	Overall	1000m	800m	600m	400m	200m							
Section Times	1:15.48 [6] (0:16.65)	0:58.83 [10] (0:10.81)	0:48.02 [10] (0:11.12)	0:36.90 [8] (0:11.65)	0:25.25 [7] (0:12.23)	0:13.02 [9] (0:13.02)							
Average Speed [km/h]	53.5	66.3	64.7	63.0	59.8	55.3							
Top Speed [km/h]	68.6	68.1	67.1	64.9	62.1	57.8							
Avg. Dist. to Rail [m]	3.6	2.9	4.4	3.2	8.5	9.2							
Avg. Stride Freq. [Hz]	2.2	2.4	2.3	2.3	2.3	2.3							
Avg. Stride Length [m]	6.6	7.8	7.7	7.5	7.1	6.8							





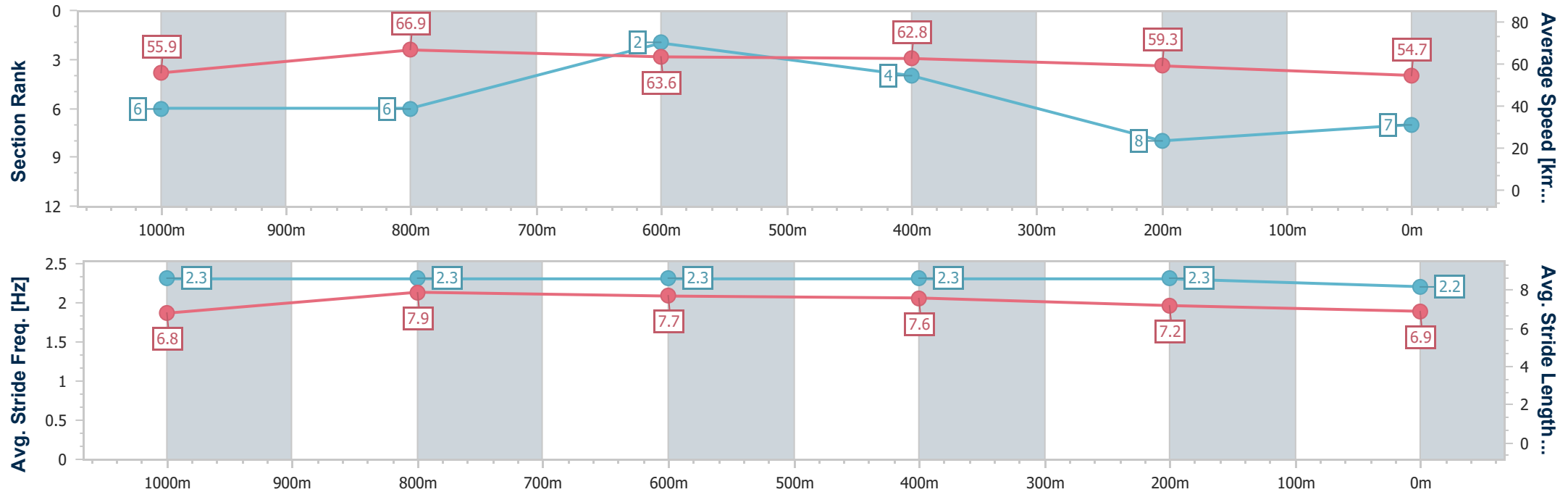
Horse/Jockey Name	Asambe
Final Rank	7
Fastest Section Time (Section)	0:10.75 (1000m)
Top Speed [km/h] (Section)	70.2 (Overall)
Race State	Finished



Ladbrokes Cannon Park QLD Professional
Race 7: NIESAR PAINTING Class 1 Handicap - 1250m
10 April 2025 - 16:15
Track Rating: Good 4, Weather: Overcast, Rail Position: True



Section	Overall	1000m	800m	600m	400m	200m							
Section Times	1:15.58 [7] (0:16.09)	0:59.49 [6] (0:10.75)	0:48.74 [6] (0:11.31)	0:37.43 [2] (0:11.90)	0:25.53 [4] (0:12.35)	0:13.18 [8] (0:13.18)							
Average Speed [km/h]	55.9	66.9	63.6	62.8	59.3	54.7							
Top Speed [km/h]	70.2	69.8	64.8	64.5	61.3	57.5							
Avg. Dist. to Rail [m]	2.7	2.1	4.9	5.8	5.6	6.6							
Avg. Stride Freq. [Hz]	2.3	2.3	2.3	2.3	2.3	2.2							
Avg. Stride Length [m]	6.8	7.9	7.7	7.6	7.2	6.9							





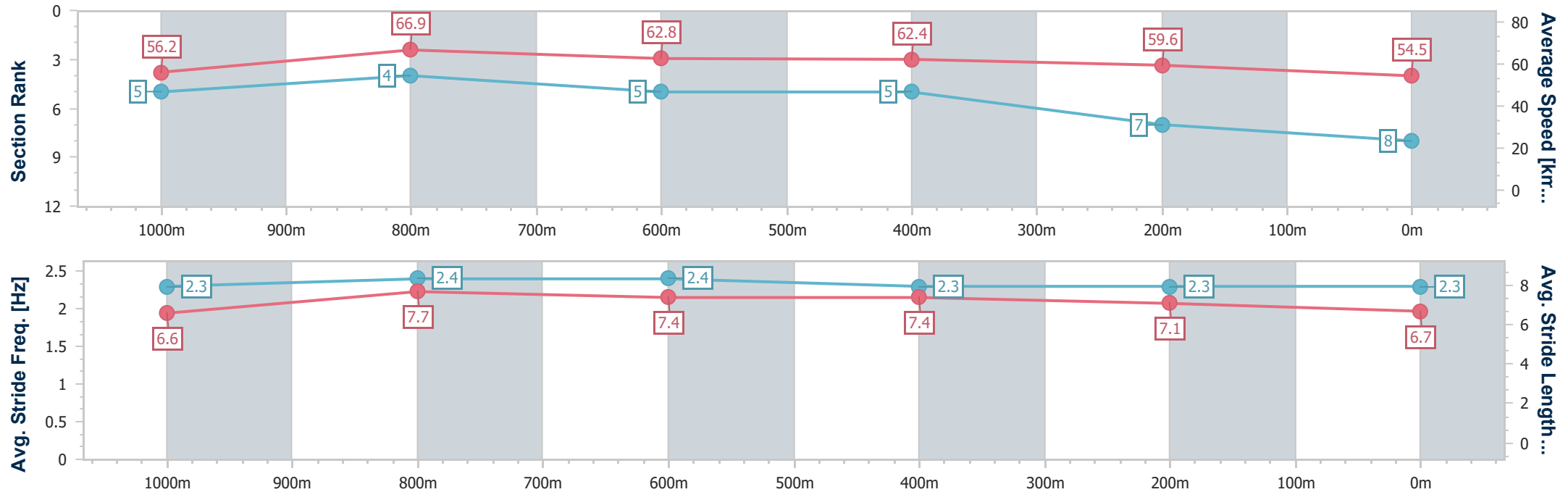
Horse/Jockey Name	Tariff
Final Rank	8
Fastest Section Time (Section)	0:10.78 (1000m)
Top Speed [km/h] (Section)	70.5 (Overall)
Race State	Finished



Ladbrokes Cannon Park QLD Professional
Race 7: NIESAR PAINTING Class 1 Handicap - 1250m
10 April 2025 - 16:15
Track Rating: Good 4, Weather: Overcast, Rail Position: True



Section	Overall	1000m	800m	600m	400m	200m							
Section Times	1:15.62 [8] (0:15.99)	0:59.63 [5] (0:10.78)	0:48.85 [4] (0:11.45)	0:37.40 [5] (0:11.90)	0:25.50 [5] (0:12.26)	0:13.24 [7] (0:13.24)							
Average Speed [km/h]	56.2	66.9	62.8	62.4	59.6	54.5							
Top Speed [km/h]	70.5	69.9	64.0	63.8	62.3	58.0							
Avg. Dist. to Rail [m]	2.2	1.4	3.7	4.7	5.4	5.2							
Avg. Stride Freq. [Hz]	2.3	2.4	2.4	2.3	2.3	2.3							
Avg. Stride Length [m]	6.6	7.7	7.4	7.4	7.1	6.7							





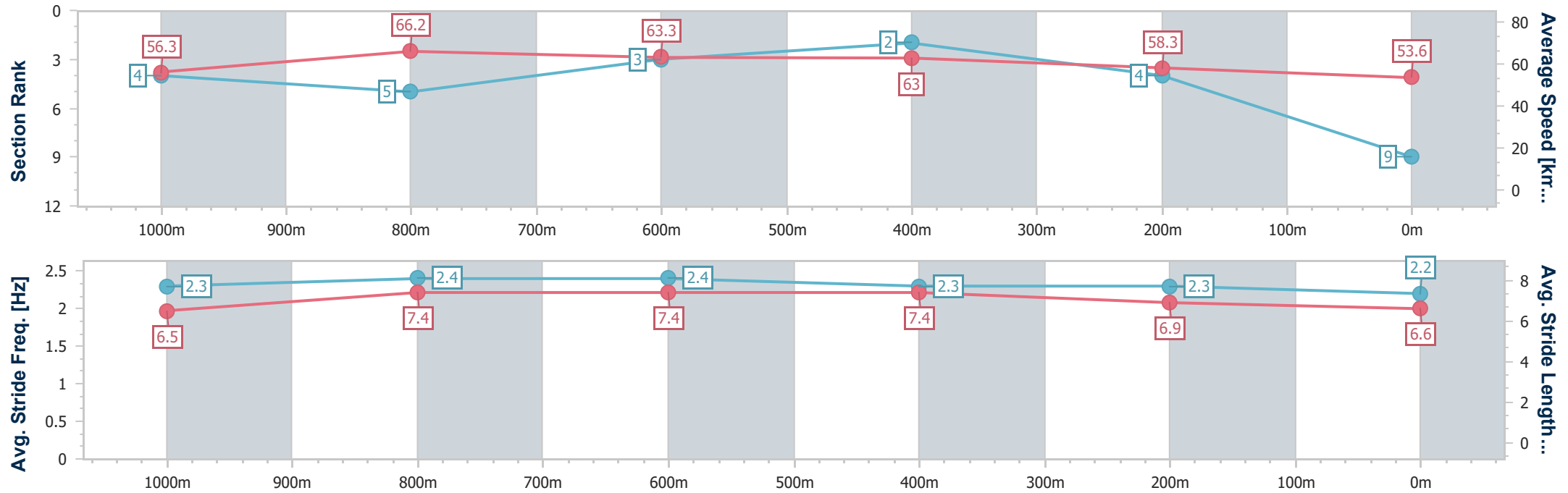
Horse/Jockey Name	Airborne Hotdog
Final Rank	9
Fastest Section Time (Section)	0:10.88 (1000m)
Top Speed [km/h] (Section)	70.2 (Overall)
Race State	Finished



Ladbrokes Cannon Park QLD Professional
Race 7: NIESAR PAINTING Class 1 Handicap - 1250m
10 April 2025 - 16:15
Track Rating: Good 4, Weather: Overcast, Rail Position: True



Section	Overall	1000m	800m	600m	400m	200m							
Section Times	1:15.75 [9] (0:15.92)	0:59.83 [4] (0:10.88)	0:48.95 [5] (0:11.35)	0:37.60 [3] (0:11.60)	0:26.00 [2] (0:12.55)	0:13.45 [4] (0:13.45)							
Average Speed [km/h]	56.3	66.2	63.3	63.0	58.3	53.6							
Top Speed [km/h]	70.2	69.8	64.5	64.7	61.3	56.5							
Avg. Dist. to Rail [m]	1.1	1.5	2.8	2.4	4.8	4.5							
Avg. Stride Freq. [Hz]	2.3	2.4	2.4	2.3	2.3	2.2							
Avg. Stride Length [m]	6.5	7.4	7.4	7.4	6.9	6.6							





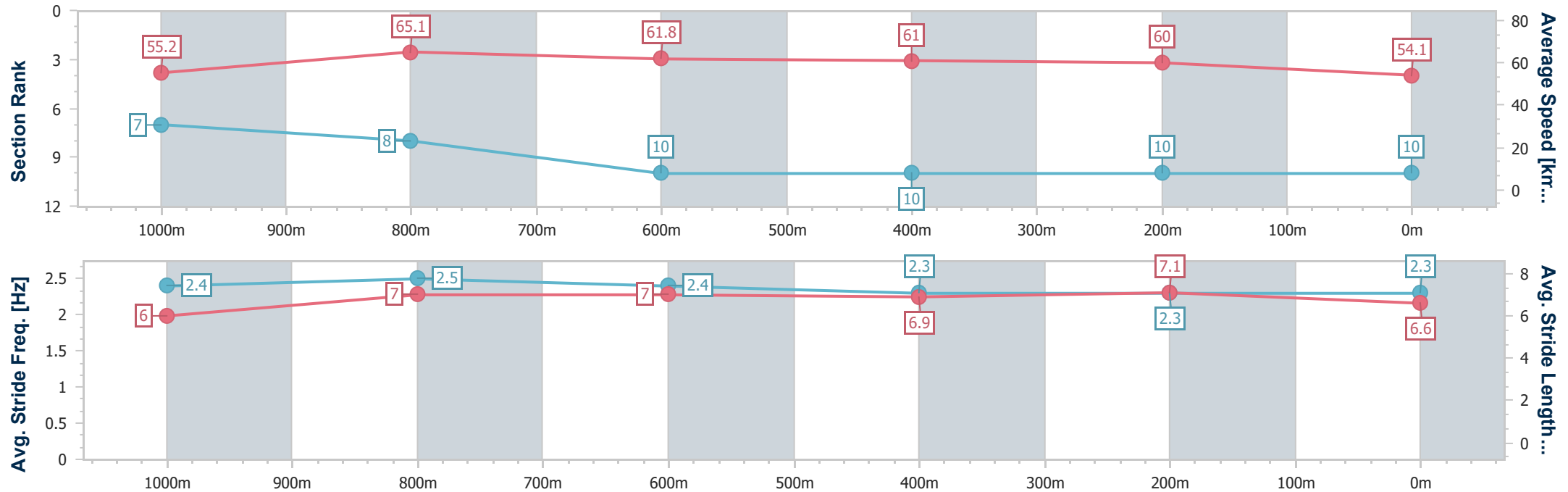
Horse/Jockey Name	Shiho
Final Rank	10
Fastest Section Time (Section)	0:10.94 (1000m)
Top Speed [km/h] (Section)	69.5 (Overall)
Race State	Finished



Ladbrokes Cannon Park QLD Professional
Race 7: NIESAR PAINTING Class 1 Handicap - 1250m
10 April 2025 - 16:15
Track Rating: Good 4, Weather: Overcast, Rail Position: True



Section	Overall	1000m	800m	600m	400m	200m							
Section Times	1:16.07 [10] (0:16.18)	0:59.89 [7] (0:10.94)	0:48.95 [8] (0:11.66)	0:37.29 [10] (0:11.86)	0:25.43 [10] (0:12.10)	0:13.33 [10] (0:13.33)							
Average Speed [km/h]	55.2	65.1	61.8	61.0	60.0	54.1							
Top Speed [km/h]	69.5	68.6	62.9	62.9	61.9	58.6							
Avg. Dist. to Rail [m]	1.4	1.9	2.2	1.1	4.1	3.5							
Avg. Stride Freq. [Hz]	2.4	2.5	2.4	2.3	2.3	2.3							
Avg. Stride Length [m]	6.0	7.0	7.0	6.9	7.1	6.6							





Ladbroke's Cannon Park QLD Professional
Race 8: R&J BATTERIES BENCHMARK 60 Handicap - 950m
10 April 2025 - 16:55



Track Rating: Good 4, Weather: Overcast, Rail Position: True

Section							Overall	800m	600m	400m	200m			Last 600m
Field Times							0:54.83 (0:10.03)	0:44.80 (0:10.33)	0:34.47 (0:11.06)	0:23.41 (0:11.40)	0:12.01 (0:12.01)			0:34.47
Rank	TAB	Horse/Jockey	Barrier	Top Speed [km/h]	Fastest Section						Margin			Distance Travelled [m]
1	5	LADY DAMUS	3	71.4	0:10.33	0:54.83 [1]	0:44.08 [6]	0:33.75 [6]	0:22.83 [6]	0:11.79 [2]	0:54.83			0:33.75
		Ryan Wiggins		Overall	800m	(0:10.75)	(0:10.33)	(0:10.92)	(0:11.04)	(0:11.79)				
2	1	KITEMA	5	71.7	0:10.18	0:55.36 [2]	0:45.18 [2]	0:34.86 [2]	0:23.94 [1]	0:12.54 [1]	3.11L			0:34.86
		Lauren Guernier		800m	Overall	(0:10.18)	(0:10.32)	(0:10.92)	(0:11.40)	(0:12.54)				
3	2	GUAPO	6	70.5	0:10.44	0:55.53 [3]	0:45.05 [4]	0:34.61 [4]	0:23.79 [3]	0:12.35 [4]	4.13L			0:34.61
		Amanda Thomson		800m	800m	(0:10.48)	(0:10.44)	(0:10.82)	(0:11.44)	(0:12.35)				
4	7	CATALINA DREAMING	1	69.7	0:10.03	0:55.60 [4]	0:45.57 [1]	0:35.24 [1]	0:24.12 [2]	0:12.54 [3]	4.51L			0:35.24
		Jackson Murphy		800m	Overall	(0:10.03)	(0:10.33)	(0:11.12)	(0:11.58)	(0:12.54)				
5	8	GREY POWER	4	68.8	0:10.40	0:55.62 [5]	0:45.22 [3]	0:34.76 [3]	0:23.87 [4]	0:12.43 [5]	4.62L			0:34.76
		Bella Youngberry		800m	Overall	(0:10.40)	(0:10.46)	(0:10.89)	(0:11.44)	(0:12.43)				
6	9	CULLIVEL	2	70.1	0:10.44	0:55.64 [6]	0:45.13 [5]	0:34.69 [5]	0:23.65 [5]	0:12.08 [6]	4.77L			0:34.69
		Wanderson D'Avila		800m	800m	(0:10.51)	(0:10.44)	(0:11.04)	(0:11.57)	(0:12.08)				
7	10	INJADA	8	70.1	0:10.37	0:55.71 [7]	0:44.77 [8]	0:34.40 [8]	0:23.46 [8]	0:12.02 [8]	5.19L			0:34.40
		Lacey Morrison		800m	800m	(0:10.94)	(0:10.37)	(0:10.94)	(0:11.44)	(0:12.02)				
8	6	SUPER TWENTY THREE	7	70.0	0:10.42	0:55.86 [8]	0:45.01 [7]	0:34.59 [7]	0:23.69 [7]	0:12.29 [7]	6.06L			0:34.59
		Aidan Holt		800m	800m	(0:10.85)	(0:10.42)	(0:10.90)	(0:11.40)	(0:12.29)				
9	4	SOUTHERN FRONT	9	68.8	0:10.70	0:56.71 [9]	0:45.57 [9]	0:34.87 [9]	0:23.85 [9]	0:12.60 [9]	11.03L			0:34.87
		Tyler Leslight		800m	800m	(0:11.14)	(0:10.70)	(0:11.02)	(0:11.25)	(0:12.60)				

Scratched: Devil's Inn (#3)



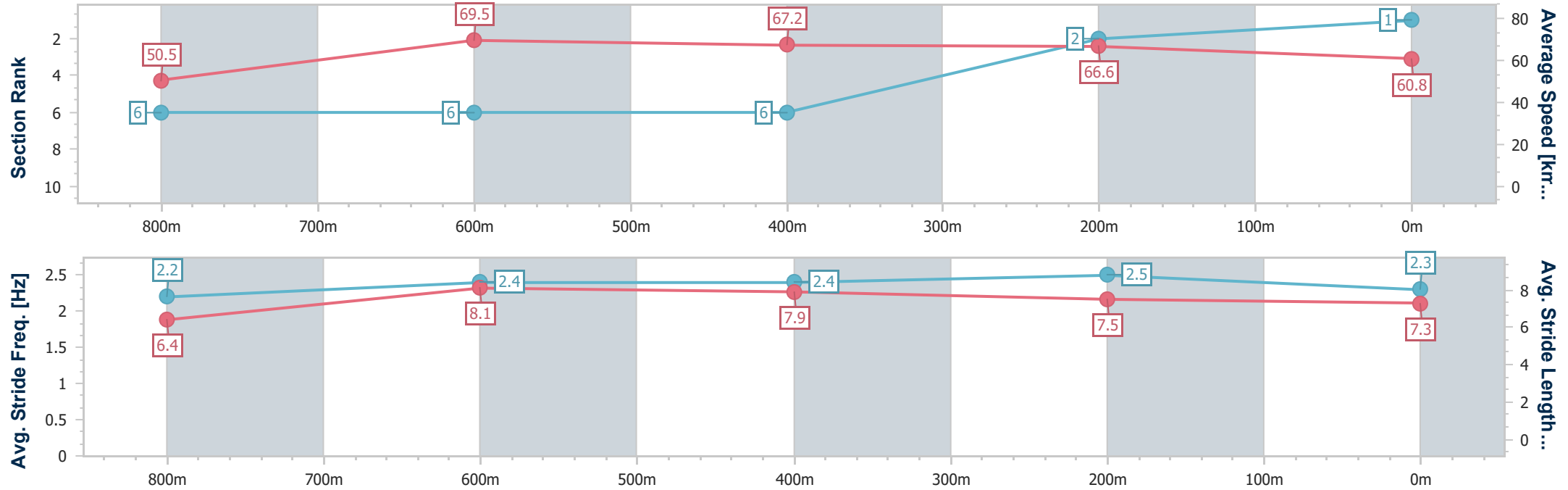
Horse/Jockey Name	Lady Damus
Final Rank	1
Fastest Section Time (Section)	0:10.33 (800m)
Top Speed [km/h] (Section)	71.4 (Overall)
Race State	Finished



Ladbrokes Cannon Park QLD Professional
Race 8: R&J BATTERIES BENCHMARK 60 Handicap - 950m
10 April 2025 - 16:55
Track Rating: Good 4, Weather: Overcast, Rail Position: True



Section	Overall	800m	600m	400m	200m														
Section Times	0:54.83 [1] (0:10.75)	0:44.08 [6] (0:10.33)	0:33.75 [6] (0:10.92)	0:22.83 [6] (0:11.04)	0:11.79 [2] (0:11.79)														
Average Speed [km/h]	50.5	69.5	67.2	66.6	60.8														
Top Speed [km/h]	71.4	71.4	69.0	67.3	65.8														
Avg. Dist. to Rail [m]	5.7	0.3	2.2	7.3	5.7														
Avg. Stride Freq. [Hz]	2.2	2.4	2.4	2.5	2.3														
Avg. Stride Length [m]	6.4	8.1	7.9	7.5	7.3														





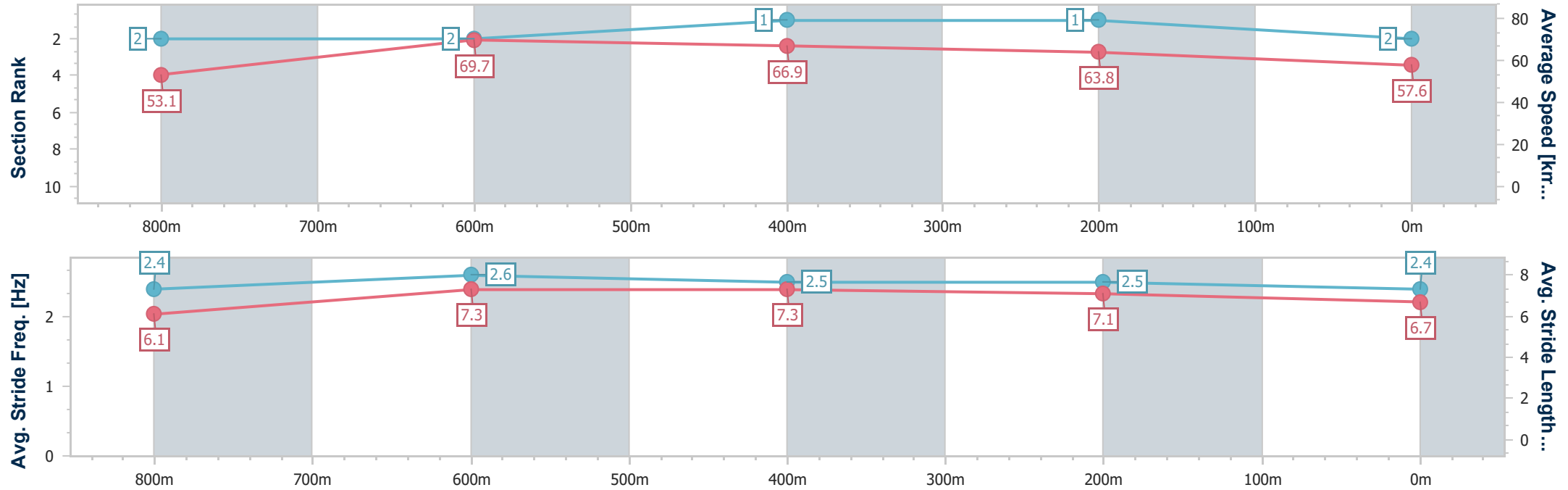
Horse/Jockey Name	Kitema
Final Rank	2
Fastest Section Time (Section)	0:10.18 (Overall)
Top Speed [km/h] (Section)	71.7 (800m)
Race State	Finished



Ladbrokes Cannon Park QLD Professional
Race 8: R&J BATTERIES BENCHMARK 60 Handicap - 950m
10 April 2025 - 16:55
Track Rating: Good 4, Weather: Overcast, Rail Position: True



Section	Overall	800m	600m	400m	200m										
Section Times	0:55.36 [2] (0:10.18)	0:45.18 [2] (0:10.32)	0:34.86 [2] (0:10.92)	0:23.94 [1] (0:11.40)	0:12.54 [1] (0:12.54)										
Average Speed [km/h]	53.1	69.7	66.9	63.8	57.6										
Top Speed [km/h]	69.9	71.7	69.8	66.4	60.3										
Avg. Dist. to Rail [m]	8.5	3.6	2.8	3.4	2.8										
Avg. Stride Freq. [Hz]	2.4	2.6	2.5	2.5	2.4										
Avg. Stride Length [m]	6.1	7.3	7.3	7.1	6.7										



[] Ranking at each section and finish
-.-.- No data available at this section
NA No data available



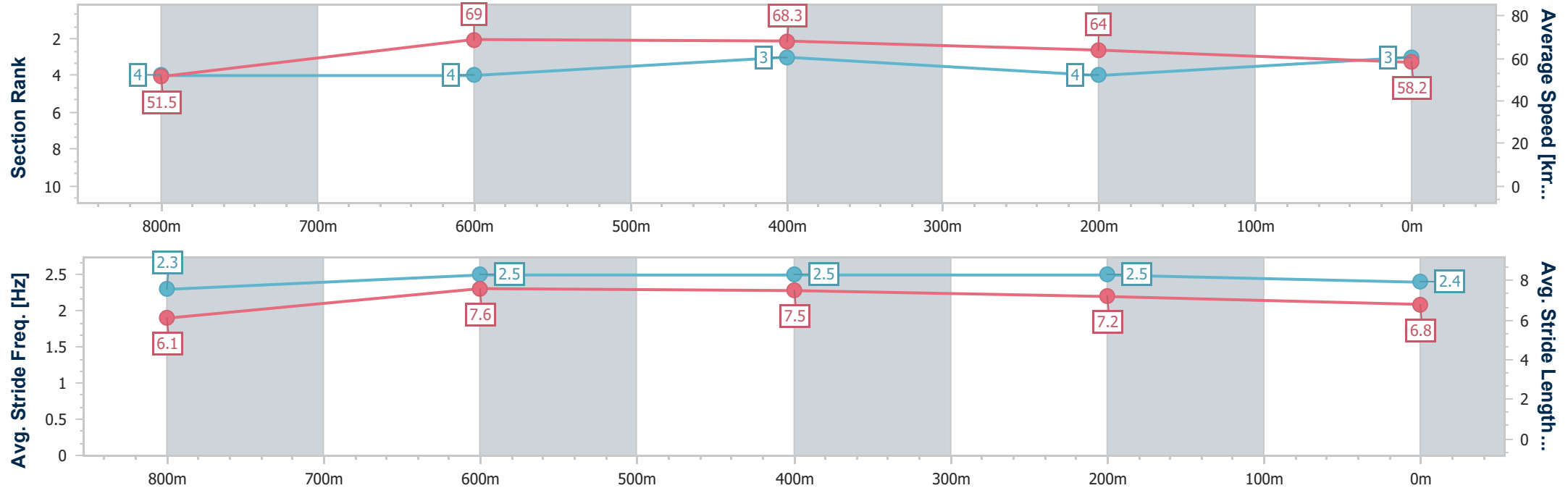
Horse/Jockey Name	Guapo
Final Rank	3
Fastest Section Time (Section)	0:10.44 (800m)
Top Speed [km/h] (Section)	70.5 (800m)
Race State	Finished



Ladbrokes Cannon Park QLD Professional
Race 8: R&J BATTERIES BENCHMARK 60 Handicap - 950m
10 April 2025 - 16:55
Track Rating: Good 4, Weather: Overcast, Rail Position: True



Section	Overall	800m	600m	400m	200m										
Section Times	0:55.53 [3] (0:10.48)	0:45.05 [4] (0:10.44)	0:34.61 [4] (0:10.82)	0:23.79 [3] (0:11.44)	0:12.35 [4] (0:12.35)										
Average Speed [km/h]	51.5	69.0	68.3	64.0	58.2										
Top Speed [km/h]	64.0	70.5	69.6	65.9	61.5										
Avg. Dist. to Rail [m]	5.9	2.4	3.7	5.3	7.4										
Avg. Stride Freq. [Hz]	2.3	2.5	2.5	2.5	2.4										
Avg. Stride Length [m]	6.1	7.6	7.5	7.2	6.8										





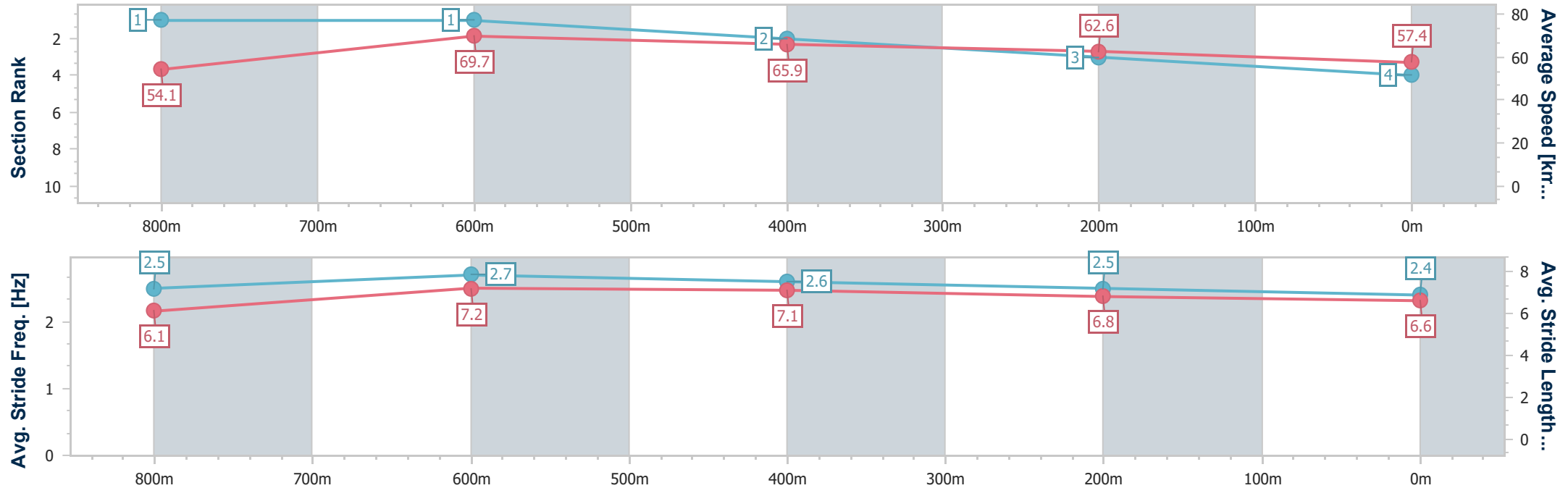
Horse/Jockey Name	Catalina Dreaming
Final Rank	4
Fastest Section Time (Section)	0:10.03 (Overall)
Top Speed [km/h] (Section)	69.7 (800m)
Race State	Finished



Ladbrokes Cannon Park QLD Professional
Race 8: R&J BATTERIES BENCHMARK 60 Handicap - 950m
10 April 2025 - 16:55
Track Rating: Good 4, Weather: Overcast, Rail Position: True



Section	Overall	800m	600m	400m	200m										
Section Times	0:55.60 [4] (0:10.03)	0:45.57 [1] (0:10.33)	0:35.24 [1] (0:11.12)	0:24.12 [2] (0:11.58)	0:12.54 [3] (0:12.54)										
Average Speed [km/h]	54.1	69.7	65.9	62.6	57.4										
Top Speed [km/h]	68.5	69.7	68.3	64.2	61.3										
Avg. Dist. to Rail [m]	2.4	0.8	2.6	3.4	4.2										
Avg. Stride Freq. [Hz]	2.5	2.7	2.6	2.5	2.4										
Avg. Stride Length [m]	6.1	7.2	7.1	6.8	6.6										



[] Ranking at each section and finish
-.-.- No data available at this section
NA No data available



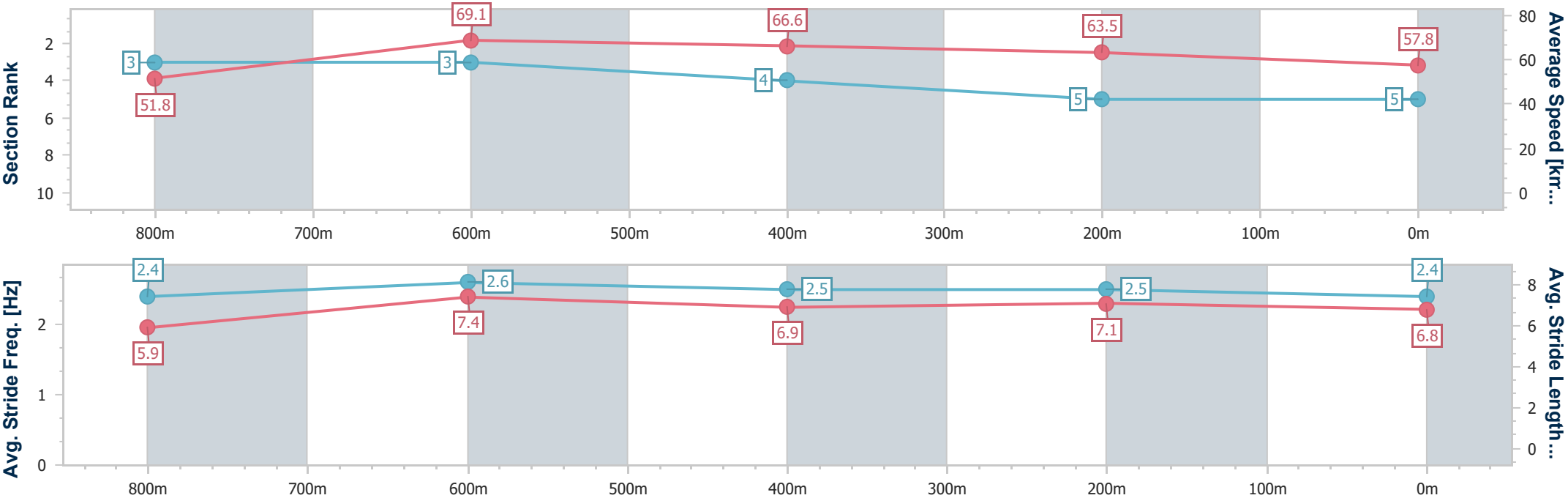
Horse/Jockey Name	Grey Power
Final Rank	5
Fastest Section Time (Section)	0:10.40 (Overall)
Top Speed [km/h] (Section)	68.8 (800m)
Race State	Finished



Ladbrokes Cannon Park QLD Professional
Race 8: R&J BATTERIES BENCHMARK 60 Handicap - 950m
10 April 2025 - 16:55
Track Rating: Good 4, Weather: Overcast, Rail Position: True



Section	Overall	800m	600m	400m	200m														
Section Times	0:55.62 [5] (0:10.40)	0:45.22 [3] (0:10.46)	0:34.76 [3] (0:10.89)	0:23.87 [4] (0:11.44)	0:12.43 [5] (0:12.43)														
Average Speed [km/h]	51.8	69.1	66.6	63.5	57.8														
Top Speed [km/h]	68.0	68.8	68.3	64.7	60.5														
Avg. Dist. to Rail [m]	5.3	2.7	1.9	2.5	4.0														
Avg. Stride Freq. [Hz]	2.4	2.6	2.5	2.5	2.4														
Avg. Stride Length [m]	5.9	7.4	6.9	7.1	6.8														





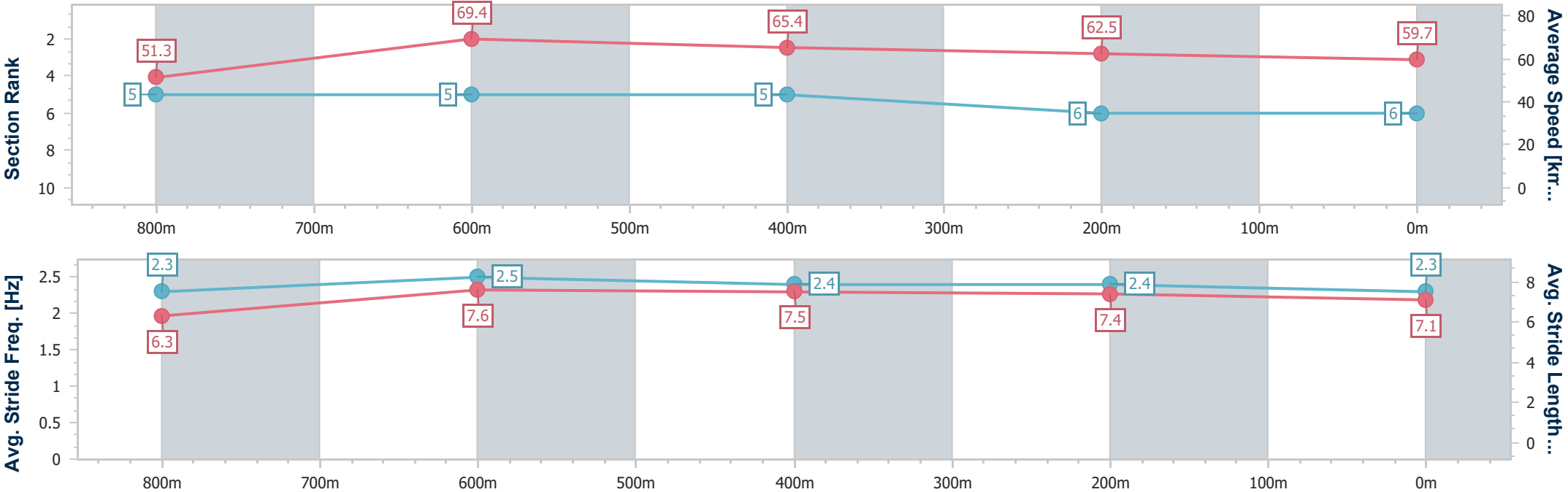
Horse/Jockey Name	Cullivel
Final Rank	6
Fastest Section Time (Section)	0:10.44 (800m)
Top Speed [km/h] (Section)	70.1 (800m)
Race State	Finished



Ladbrokes Cannon Park QLD Professional
Race 8: R&J BATTERIES BENCHMARK 60 Handicap - 950m
10 April 2025 - 16:55
Track Rating: Good 4, Weather: Overcast, Rail Position: True



Section	Overall	800m	600m	400m	200m														
Section Times	0:55.64 [6] (0:10.51)	0:45.13 [5] (0:10.44)	0:34.69 [5] (0:11.04)	0:23.65 [5] (0:11.57)	0:12.08 [6] (0:12.08)														
Average Speed [km/h]	51.3	69.4	65.4	62.5	59.7														
Top Speed [km/h]	69.5	70.1	68.9	63.8	61.6														
Avg. Dist. to Rail [m]	8.6	2.7	0.8	2.3	1.2														
Avg. Stride Freq. [Hz]	2.3	2.5	2.4	2.4	2.3														
Avg. Stride Length [m]	6.3	7.6	7.5	7.4	7.1														





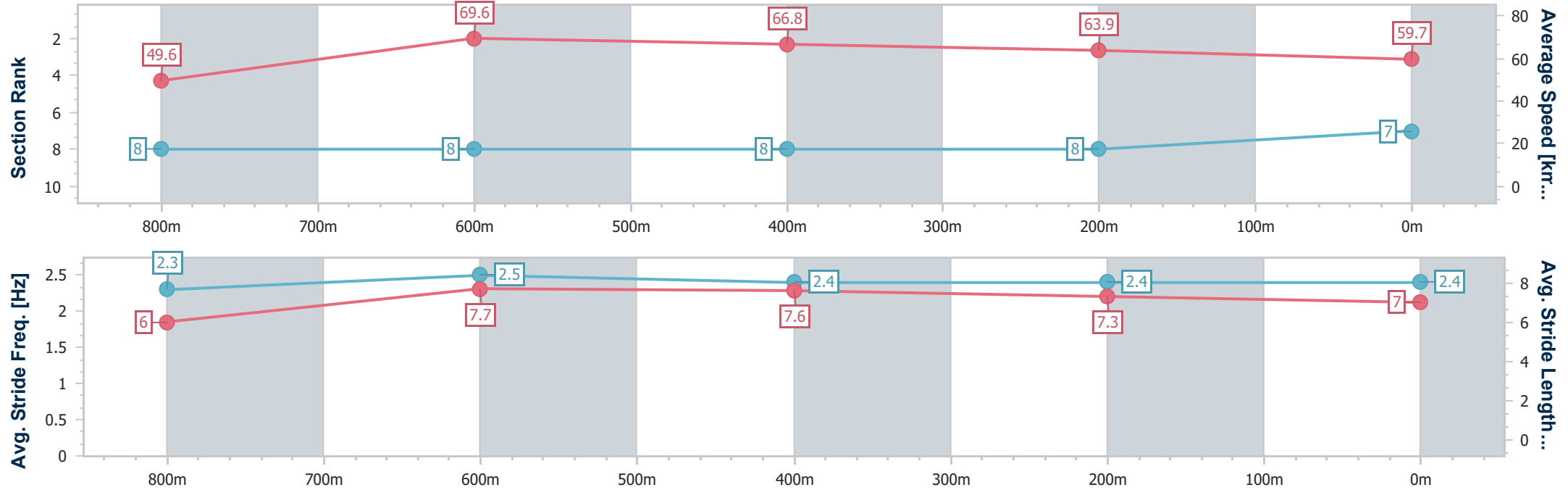
Horse/Jockey Name	Injada
Final Rank	7
Fastest Section Time (Section)	0:10.37 (800m)
Top Speed [km/h] (Section)	70.1 (800m)
Race State	Finished



Ladbrokes Cannon Park QLD Professional
Race 8: R&J BATTERIES BENCHMARK 60 Handicap - 950m
10 April 2025 - 16:55
Track Rating: Good 4, Weather: Overcast, Rail Position: True



Section	Overall	800m	600m	400m	200m															
Section Times	0:55.71 [7] (0:10.94)	0:44.77 [8] (0:10.37)	0:34.40 [8] (0:10.94)	0:23.46 [8] (0:11.44)	0:12.02 [8] (0:12.02)															
Average Speed [km/h]	49.6	69.6	66.8	63.9	59.7															
Top Speed [km/h]	66.2	70.1	68.4	64.8	63.4															
Avg. Dist. to Rail [m]	10.6	4.1	2.8	5.2	6.4															
Avg. Stride Freq. [Hz]	2.3	2.5	2.4	2.4	2.4															
Avg. Stride Length [m]	6.0	7.7	7.6	7.3	7.0															



[] Ranking at each section and finish
-.-.- No data available at this section
NA No data available



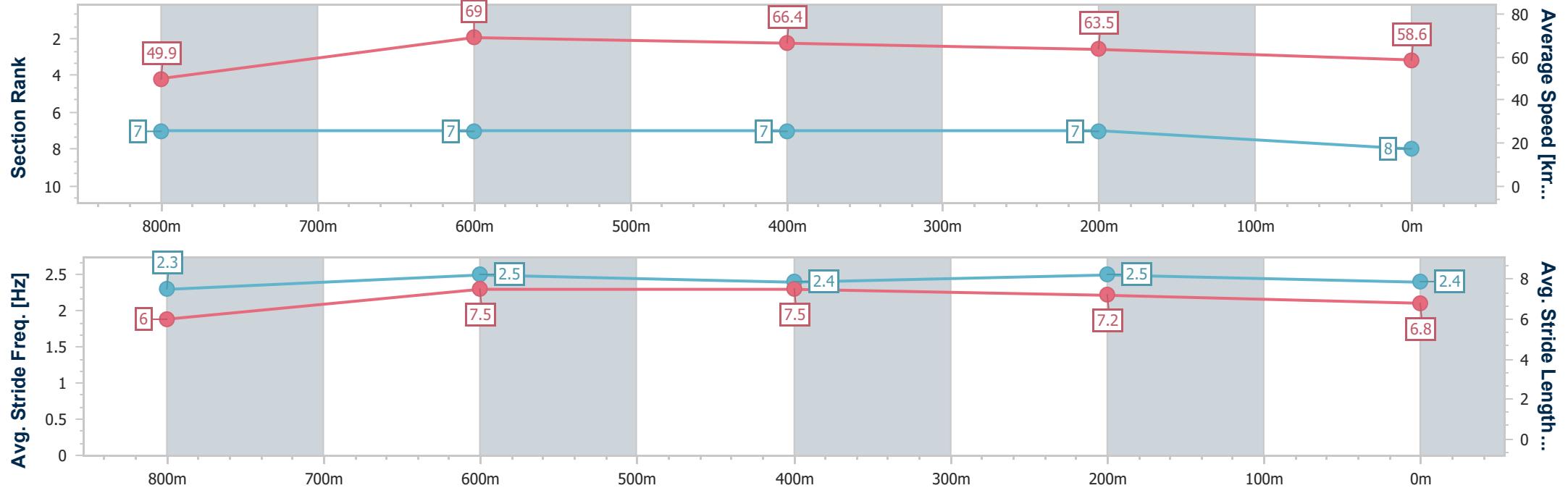
Horse/Jockey Name	Super Twenty Three
Final Rank	8
Fastest Section Time (Section)	0:10.42 (800m)
Top Speed [km/h] (Section)	70.0 (800m)
Race State	Finished



Ladbrokes Cannon Park QLD Professional
Race 8: R&J BATTERIES BENCHMARK 60 Handicap - 950m
10 April 2025 - 16:55
Track Rating: Good 4, Weather: Overcast, Rail Position: True



Section	Overall	800m	600m	400m	200m										
Section Times	0:55.86 [8] (0:10.85)	0:45.01 [7] (0:10.42)	0:34.59 [7] (0:10.90)	0:23.69 [7] (0:11.40)	0:12.29 [7] (0:12.29)										
Average Speed [km/h]	49.9	69.0	66.4	63.5	58.6										
Top Speed [km/h]	67.8	70.0	68.5	64.9	61.4										
Avg. Dist. to Rail [m]	9.0	2.1	0.8	3.5	4.7										
Avg. Stride Freq. [Hz]	2.3	2.5	2.4	2.5	2.4										
Avg. Stride Length [m]	6.0	7.5	7.5	7.2	6.8										





Horse/Jockey Name	Southern Front
Final Rank	9
Fastest Section Time (Section)	0:10.70 (800m)
Top Speed [km/h] (Section)	68.8 (800m)
Race State	Finished



Ladbrokes Cannon Park QLD Professional
Race 8: R&J BATTERIES BENCHMARK 60 Handicap - 950m
10 April 2025 - 16:55
Track Rating: Good 4, Weather: Overcast, Rail Position: True



Section	Overall	800m	600m	400m	200m														
Section Times	0:56.71 [9] (0:11.14)	0:45.57 [9] (0:10.70)	0:34.87 [9] (0:11.02)	0:23.85 [9] (0:11.25)	0:12.60 [9] (0:12.60)														
Average Speed [km/h]	48.7	67.3	65.2	64.0	57.0														
Top Speed [km/h]	64.7	68.8	67.2	65.5	62.4														
Avg. Dist. to Rail [m]	8.5	0.9	0.7	0.3	0.6														
Avg. Stride Freq. [Hz]	2.3	2.4	2.4	2.5	2.3														
Avg. Stride Length [m]	5.9	7.6	7.3	7.2	6.9														

