



Townsville QLD Professional
Race 1: Ladbroke's Same Race Multi QTIS Maiden Plate - 1400m
15 April 2025 - 13:27



Track Rating: Good 4, Weather: Fine, Rail Position: +3m 1000m-W/Post, +1m

Section						Overall	1200m	1000m	800m	600m	400m	Last 600m	
Field Times						1:22.99 (0:14.58)	1:08.41 (0:11.20)	0:57.21 (0:11.53)	0:45.68 (0:11.21)	0:34.47 (0:11.19)	0:23.28 (0:11.54)	0:34.47	
Rank	TAB	Horse/Jockey	Barrier	Top Speed [km/h]	Fastest Section								Distance Travelled [m]
1	1	NAPA VALLEY	6	66.5	0:11.03	1:22.99 [1]	1:07.97 [5]	0:56.94 [4]	0:45.55 [4]	0:34.17 [4]	0:23.00 [3]	0:34.17	
		Graham Kliese		1200m	1200m	(0:15.02)	(0:11.03)	(0:11.39)	(0:11.38)	(0:11.17)	(0:11.26)		
2	4	REMLAP KAVA	5	66.4	0:11.03	1:23.28 [2]	1:08.53 [3]	0:57.50 [1]	0:45.94 [2]	0:34.68 [2]	0:23.51 [2]	0:34.68 -3	
		Ashley Butler		1200m	1200m	(0:14.75)	(0:11.03)	(0:11.56)	(0:11.26)	(0:11.17)	(0:11.48)		
3	3	MISHANI BURN	4	66.5	0:11.10	1:23.74 [3]	1:09.05 [2]	0:57.95 [2]	0:46.43 [1]	0:35.22 [1]	0:24.03 [1]	0:35.22 -8	
		Amanda Thomson		1200m	1200m	(0:14.69)	(0:11.10)	(0:11.52)	(0:11.21)	(0:11.19)	(0:11.59)		
4	7	SNEAKY TAY	2	64.9	0:11.30	1:24.09 [4]	1:09.19 [4]	0:57.89 [5]	0:46.42 [5]	0:35.08 [5]	0:23.72 [5]	0:35.08 -4	
		Sean Cormack		1200m	1200m	(0:14.90)	(0:11.30)	(0:11.47)	(0:11.34)	(0:11.36)	(0:11.59)		
5	5	ELIZABETHAN	7	65.7	0:11.24	1:24.99 [5]	1:09.56 [7]	0:58.31 [7]	0:47.07 [7]	0:35.59 [7]	0:23.97 [7]	0:35.59 -1	
		Nathan Thomas		1200m	1000m	(0:15.43)	(0:11.25)	(0:11.24)	(0:11.48)	(0:11.62)	(0:11.69)		
6	2	MARCH MADNESS	3	64.6	0:11.34	1:25.09 [6]	1:09.92 [6]	0:58.58 [6]	0:47.19 [6]	0:35.69 [6]	0:24.07 [6]	0:35.69 -4	
		Isabella Teh		1200m	1200m	(0:15.17)	(0:11.34)	(0:11.39)	(0:11.50)	(0:11.62)	(0:11.63)		
7	6	MISSIN' DE QUO	1	64.8	0:11.34	1:25.26 [7]	1:10.68 [1]	0:59.28 [3]	0:47.89 [3]	0:36.55 [3]	0:25.13 [4]	0:36.55 -5	
		Gabrielle Semmens		800m	800m	(0:14.58)	(0:11.40)	(0:11.39)	(0:11.34)	(0:11.42)	(0:12.02)		



Townsville QLD Professional
Race 1: Ladbroke's Same Race Multi QTIS Maiden Plate - 1400m
15 April 2025 - 13:27



Track Rating: Good 4, Weather: Fine, Rail Position: +3m 1000m-W/Post, +1m

Section		200m					Last 600m		
Field Times		0:11.74 (0:11.74)					0:34.47		
Rank	TAB	Horse/Jockey	Barrier	Top Speed [km/h]	Fastest Section	Margin		Distance Travelled [m]	
1	1	NAPA VALLEY	6	66.5	0:11.03	0:11.74 [2]	1:22.99	0:34.17	
		Graham Klieese		1200m	1200m	(0:11.74)			
2	4	REMLAP KAVA	5	66.4	0:11.03	0:12.03 [1]	1.67L	0:34.68 -3	
		Ashley Butler		1200m	1200m	(0:12.03)			
3	3	MISHANI BURN	4	66.5	0:11.10	0:12.44 [3]	4.37L	0:35.22 -8	
		Amanda Thomson		1200m	1200m	(0:12.44)			
4	7	SNEAKY TAY	2	64.9	0:11.30	0:12.13 [4]	6.44L	0:35.08 -4	
		Sean Cormack		1200m	1200m	(0:12.13)			
5	5	ELIZABETHAN	7	65.7	0:11.24	0:12.28 [7]	11.75L	0:35.59 -1	
		Nathan Thomas		1200m	1000m	(0:12.28)			
6	2	MARCH MADNESS	3	64.6	0:11.34	0:12.44 [6]	12.32L	0:35.69 -4	
		Isabella Teh		1200m	1200m	(0:12.44)			
7	6	MISSIN' DE QUO	1	64.8	0:11.34	0:13.11 [5]	13.35L	0:36.55 -5	
		Gabrielle Semmens		800m	800m	(0:13.11)			



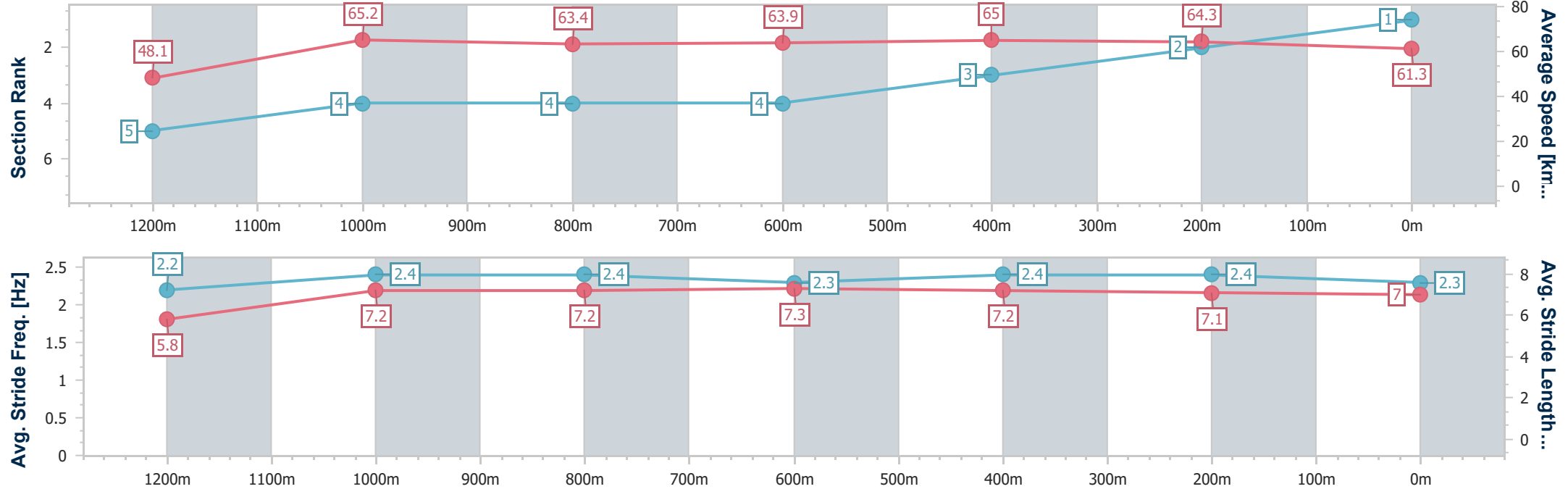
Horse/Jockey Name	Napa Valley
Final Rank	1
Fastest Section Time (Section)	0:11.03 (1200m)
Top Speed [km/h] (Section)	66.5 (1200m)
Race State	Finished



Townsville QLD Professional
Race 1: Ladbrokes Same Race Multi QTIS Maiden Plate - 1400m
15 April 2025 - 13:27
Track Rating: Good 4, Weather: Fine, Rail Position: +3m 1000m-
W/Post, +1m



Section	Overall	1200m	1000m	800m	600m	400m	200m						
Section Times	1:22.99 [1] (0:15.02)	1:07.97 [5] (0:11.03)	0:56.94 [4] (0:11.39)	0:45.55 [4] (0:11.38)	0:34.17 [4] (0:11.17)	0:23.00 [3] (0:11.26)	0:11.74 [2] (0:11.74)						
Average Speed [km/h]	48.1	65.2	63.4	63.9	65.0	64.3	61.3						
Top Speed [km/h]	63.4	66.5	65.9	65.1	65.7	64.8	63.4						
Avg. Dist. to Rail [m]	6.4	1.0	1.1	1.9	2.0	4.0	5.3						
Avg. Stride Freq. [Hz]	2.2	2.4	2.4	2.3	2.4	2.4	2.3						
Avg. Stride Length [m]	5.8	7.2	7.2	7.3	7.2	7.1	7.0						





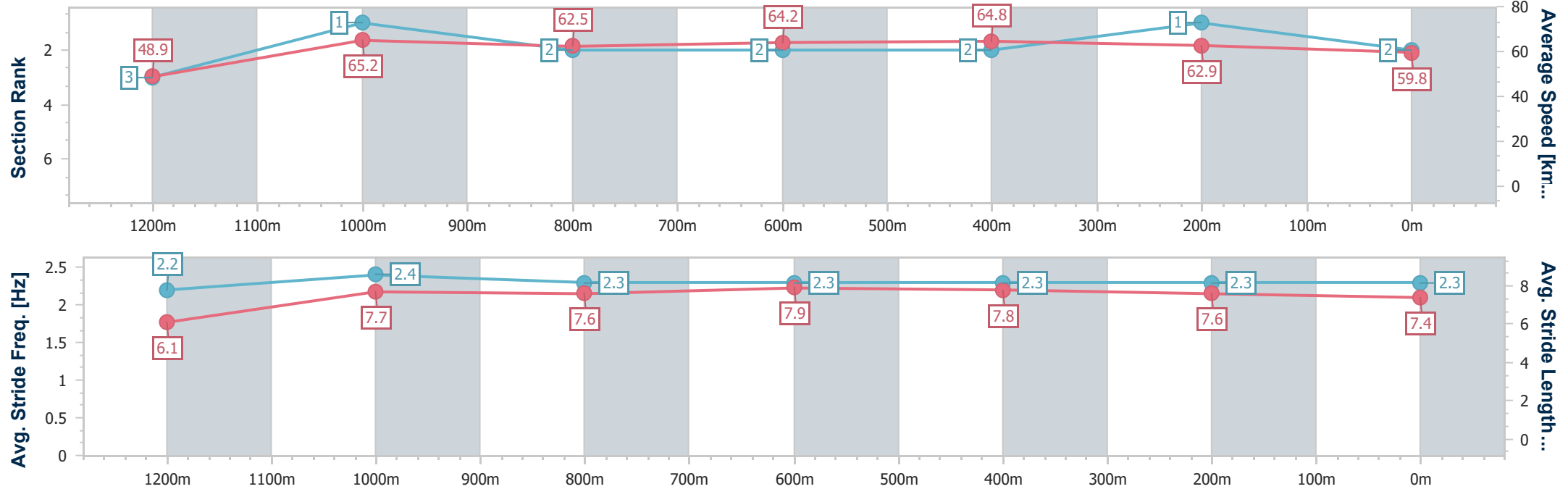
Horse/Jockey Name	Remlap Kava
Final Rank	2
Fastest Section Time (Section)	0:11.03 (1200m)
Top Speed [km/h] (Section)	66.4 (1200m)
Race State	Finished



Townsville QLD Professional
Race 1: Ladbrokes Same Race Multi QTIS Maiden Plate - 1400m
15 April 2025 - 13:27
Track Rating: Good 4, Weather: Fine, Rail Position: +3m 1000m-W/Post, +1m



Section	Overall	1200m	1000m	800m	600m	400m	200m						
Section Times	1:23.28 [2] (0:14.75)	1:08.53 [3] (0:11.03)	0:57.50 [1] (0:11.56)	0:45.94 [2] (0:11.26)	0:34.68 [2] (0:11.17)	0:23.51 [2] (0:11.48)	0:12.03 [1] (0:12.03)						
Average Speed [km/h]	48.9	65.2	62.5	64.2	64.8	62.9	59.8						
Top Speed [km/h]	63.7	66.4	63.9	65.4	65.5	64.5	61.2						
Avg. Dist. to Rail [m]	5.7	1.9	0.9	0.7	1.1	2.7	2.9						
Avg. Stride Freq. [Hz]	2.2	2.4	2.3	2.3	2.3	2.3	2.3						
Avg. Stride Length [m]	6.1	7.7	7.6	7.9	7.8	7.6	7.4						





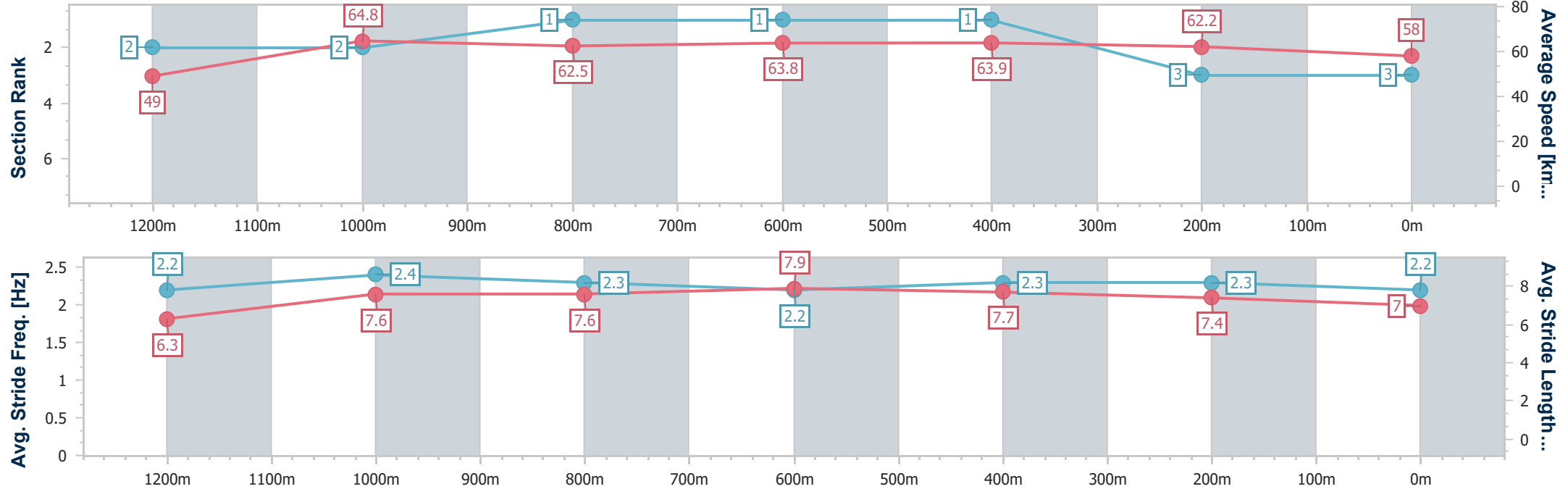
Horse/Jockey Name	Mishani Burn
Final Rank	3
Fastest Section Time (Section)	0:11.10 (1200m)
Top Speed [km/h] (Section)	66.5 (1200m)
Race State	Finished



Townsville QLD Professional
Race 1: Ladbrokes Same Race Multi QTIS Maiden Plate - 1400m
15 April 2025 - 13:27
Track Rating: Good 4, Weather: Fine, Rail Position: +3m 1000m-W/Post, +1m



Section	Overall	1200m	1000m	800m	600m	400m	200m						
Section Times	1:23.74 [3] (0:14.69)	1:09.05 [2] (0:11.10)	0:57.95 [2] (0:11.52)	0:46.43 [1] (0:11.21)	0:35.22 [1] (0:11.19)	0:24.03 [1] (0:11.59)	0:12.44 [3] (0:12.44)						
Average Speed [km/h]	49.0	64.8	62.5	63.8	63.9	62.2	58.0						
Top Speed [km/h]	62.3	66.5	64.4	64.7	64.8	63.1	61.0						
Avg. Dist. to Rail [m]	4.3	1.2	1.1	1.1	1.3	1.2	2.4						
Avg. Stride Freq. [Hz]	2.2	2.4	2.3	2.2	2.3	2.3	2.2						
Avg. Stride Length [m]	6.3	7.6	7.6	7.9	7.7	7.4	7.0						





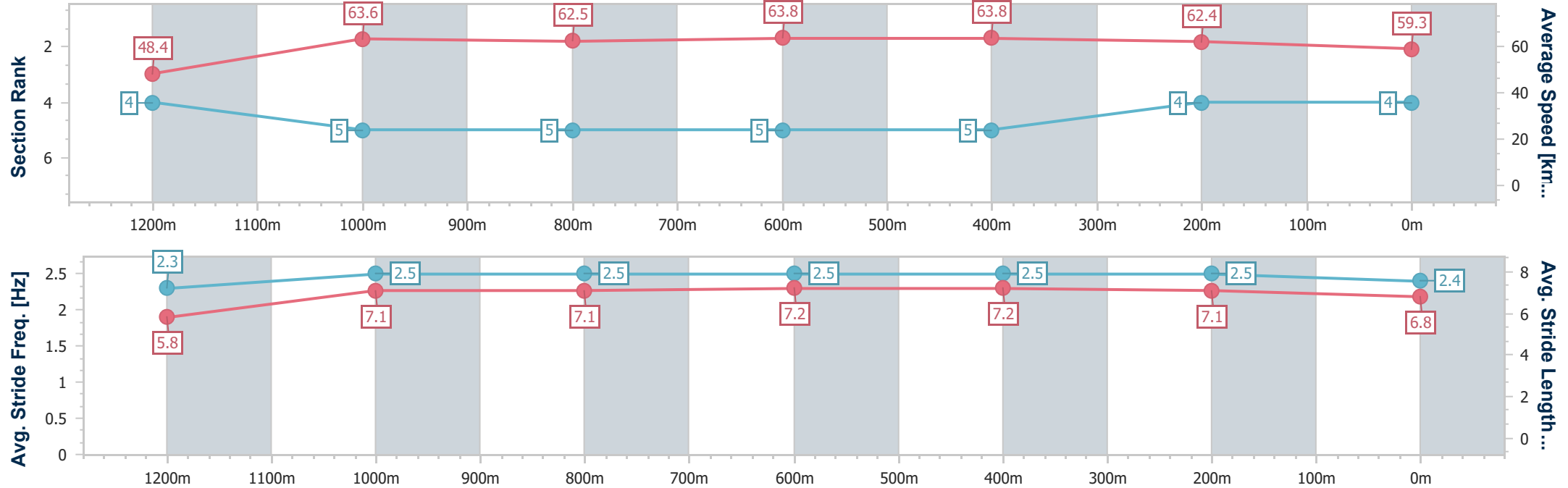
Horse/Jockey Name	Sneaky Tay
Final Rank	4
Fastest Section Time (Section)	0:11.30 (1200m)
Top Speed [km/h] (Section)	64.9 (1200m)
Race State	Finished



Townsville QLD Professional
Race 1: Ladbrokes Same Race Multi QTIS Maiden Plate - 1400m
15 April 2025 - 13:27
Track Rating: Good 4, Weather: Fine, Rail Position: +3m 1000m-W/Post, +1m



Section	Overall	1200m	1000m	800m	600m	400m	200m						
Section Times	1:24.09 [4] (0:14.90)	1:09.19 [4] (0:11.30)	0:57.89 [5] (0:11.47)	0:46.42 [5] (0:11.34)	0:35.08 [5] (0:11.36)	0:23.72 [5] (0:11.59)	0:12.13 [4] (0:12.13)						
Average Speed [km/h]	48.4	63.6	62.5	63.8	63.8	62.4	59.3						
Top Speed [km/h]	61.8	64.9	63.6	64.8	64.8	63.3	61.2						
Avg. Dist. to Rail [m]	3.2	1.0	1.3	0.9	1.3	3.6	5.3						
Avg. Stride Freq. [Hz]	2.3	2.5	2.5	2.5	2.5	2.5	2.4						
Avg. Stride Length [m]	5.8	7.1	7.1	7.2	7.2	7.1	6.8						





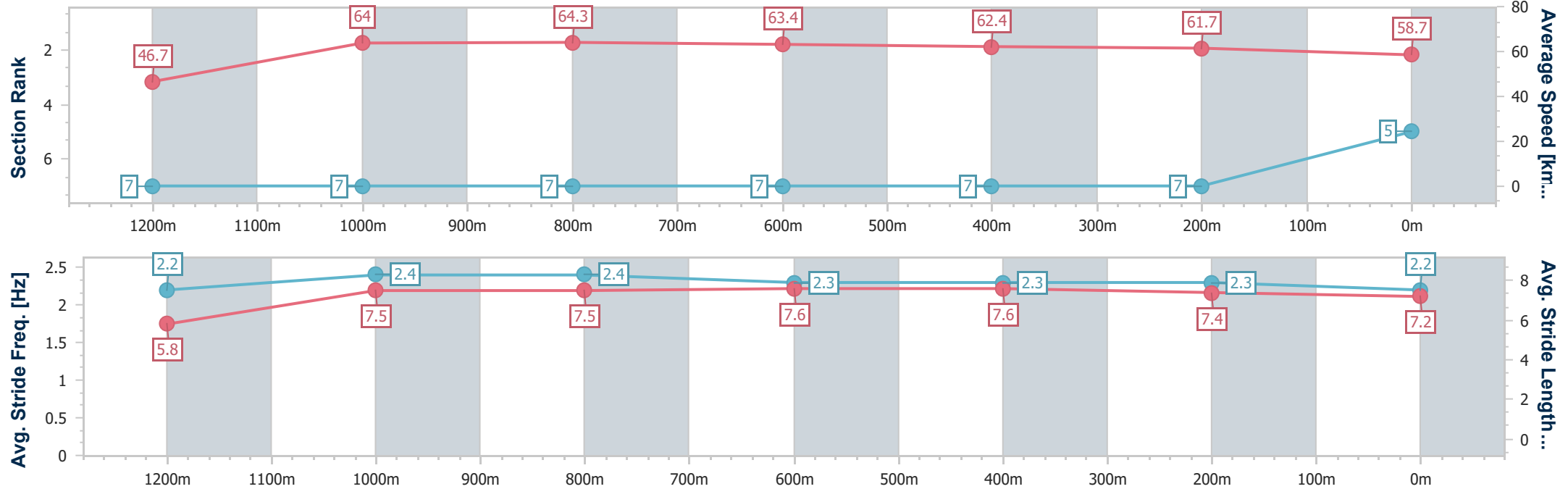
Horse/Jockey Name	Elizabethan
Final Rank	5
Fastest Section Time (Section)	0:11.24 (1000m)
Top Speed [km/h] (Section)	65.7 (1200m)
Race State	Finished



Townsville QLD Professional
Race 1: Ladbrokes Same Race Multi QTIS Maiden Plate - 1400m
15 April 2025 - 13:27
Track Rating: Good 4, Weather: Fine, Rail Position: +3m 1000m-W/Post, +1m



Section	Overall	1200m	1000m	800m	600m	400m	200m						
Section Times	1:24.99 [5] (0:15.43)	1:09.56 [7] (0:11.25)	0:58.31 [7] (0:11.24)	0:47.07 [7] (0:11.48)	0:35.59 [7] (0:11.62)	0:23.97 [7] (0:11.69)	0:12.28 [7] (0:12.28)						
Average Speed [km/h]	46.7	64.0	64.3	63.4	62.4	61.7	58.7						
Top Speed [km/h]	59.3	65.7	65.3	65.2	63.9	62.9	61.0						
Avg. Dist. to Rail [m]	6.9	1.0	1.0	2.1	1.6	2.4	4.3						
Avg. Stride Freq. [Hz]	2.2	2.4	2.4	2.3	2.3	2.3	2.2						
Avg. Stride Length [m]	5.8	7.5	7.5	7.6	7.6	7.4	7.2						





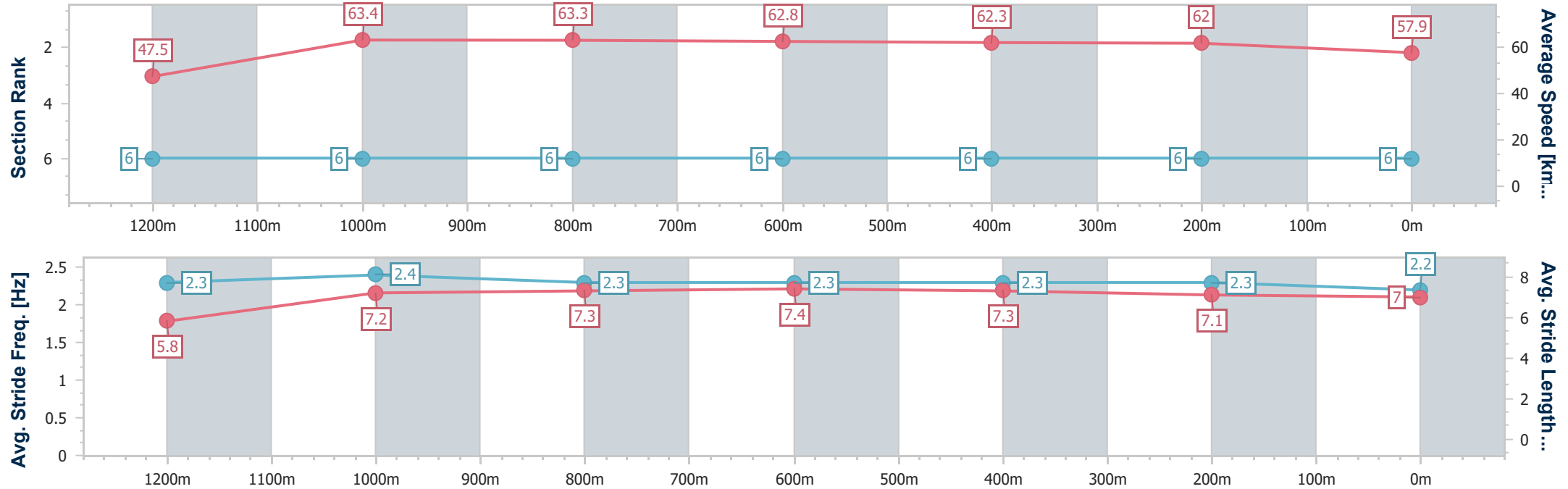
Horse/Jockey Name	March Madness
Final Rank	6
Fastest Section Time (Section)	0:11.34 (1200m)
Top Speed [km/h] (Section)	64.6 (1200m)
Race State	Finished



Townsville QLD Professional
Race 1: Ladbrokes Same Race Multi QTIS Maiden Plate - 1400m
15 April 2025 - 13:27
Track Rating: Good 4, Weather: Fine, Rail Position: +3m 1000m-W/Post, +1m



Section	Overall	1200m	1000m	800m	600m	400m	200m						
Section Times	1:25.09 [6] (0:15.17)	1:09.92 [6] (0:11.34)	0:58.58 [6] (0:11.39)	0:47.19 [6] (0:11.50)	0:35.69 [6] (0:11.62)	0:24.07 [6] (0:11.63)	0:12.44 [6] (0:12.44)						
Average Speed [km/h]	47.5	63.4	63.3	62.8	62.3	62.0	57.9						
Top Speed [km/h]	61.6	64.6	64.4	63.2	62.6	62.7	60.6						
Avg. Dist. to Rail [m]	4.9	0.7	0.9	0.9	0.9	1.9	2.6						
Avg. Stride Freq. [Hz]	2.3	2.4	2.3	2.3	2.3	2.3	2.2						
Avg. Stride Length [m]	5.8	7.2	7.3	7.4	7.3	7.1	7.0						





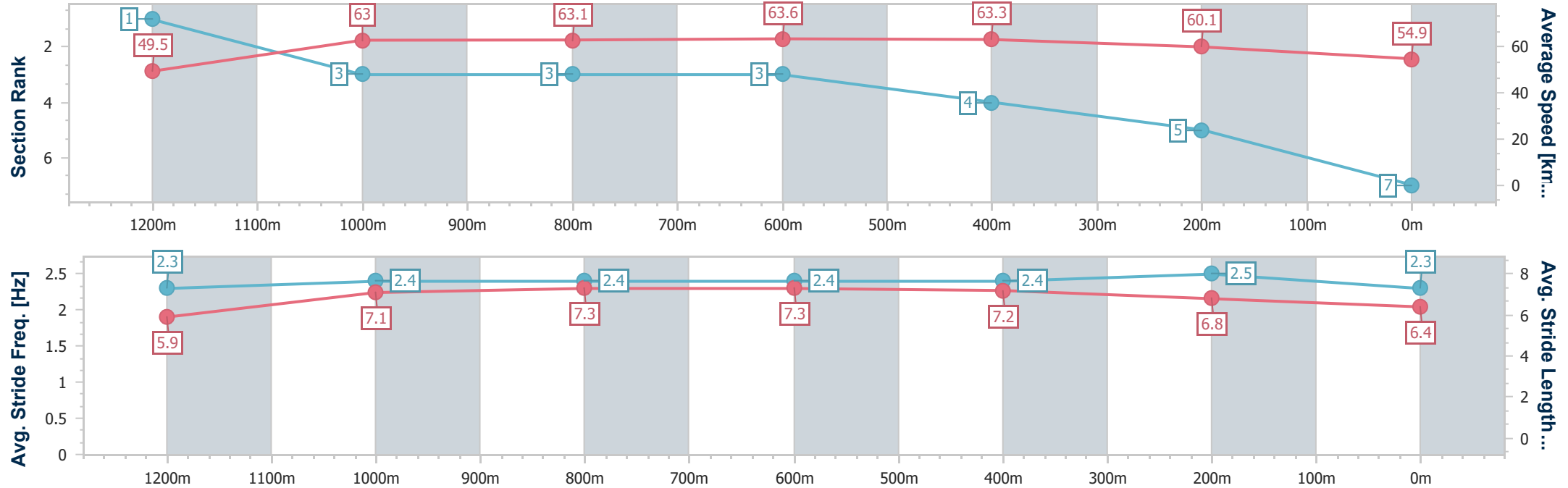
Horse/Jockey Name	Missin' De Quo
Final Rank	7
Fastest Section Time (Section)	0:11.34 (800m)
Top Speed [km/h] (Section)	64.8 (800m)
Race State	Finished



Townsville QLD Professional
Race 1: Ladbrokes Same Race Multi QTIS Maiden Plate - 1400m
15 April 2025 - 13:27
Track Rating: Good 4, Weather: Fine, Rail Position: +3m 1000m- W/Post, +1m



Section	Overall	1200m	1000m	800m	600m	400m	200m						
Section Times	1:25.26 [7] (0:14.58)	1:10.68 [1] (0:11.40)	0:59.28 [3] (0:11.39)	0:47.89 [3] (0:11.34)	0:36.55 [3] (0:11.42)	0:25.13 [4] (0:12.02)	0:13.11 [5] (0:13.11)						
Average Speed [km/h]	49.5	63.0	63.1	63.6	63.3	60.1	54.9						
Top Speed [km/h]	60.6	64.5	64.3	64.8	63.7	62.9	57.7						
Avg. Dist. to Rail [m]	3.1	0.8	0.8	0.5	0.8	2.4	4.0						
Avg. Stride Freq. [Hz]	2.3	2.4	2.4	2.4	2.4	2.5	2.3						
Avg. Stride Length [m]	5.9	7.1	7.3	7.3	7.2	6.8	6.4						





Townsville QLD Professional
Race 2: Ladbroke's Communities Class 1 Handicap - 1000m
15 April 2025 - 14:04



Track Rating: Good 4, Weather: Fine, Rail Position: +3m 1000m-W/Post, +1m

Section						Overall	800m	600m	400m	200m	Last 600m		
Field Times						0:56.96 (0:13.42)	0:43.54 (0:10.44)	0:33.10 (0:10.71)	0:22.39 (0:10.93)	0:11.46 (0:11.46)	0:33.10		
Rank	TAB	Horse/Jockey	Barrier	Top Speed [km/h]	Fastest Section						Margin	Distance Travelled [m]	
1	6	TSUNAMI FORCE	1	69.5	0:10.58	0:56.96 [1]	0:43.49 [2]	0:32.91 [3]	0:22.17 [4]	0:11.31 [2]	0:56.96	0:32.91	
		Justin Stanley		800m	800m	(0:13.47)	(0:10.58)	(0:10.74)	(0:10.86)	(0:11.31)			
2	3	OUR FOLLY	5	71.0	0:10.33	0:57.01 [2]	0:43.37 [3]	0:33.04 [2]	0:22.35 [2]	0:11.51 [1]	0.29L	0:33.04 +2	
		Lacey Morrison		800m	800m	(0:13.64)	(0:10.33)	(0:10.69)	(0:10.84)	(0:11.51)			
3	5	IMPERIUM	4	70.1	0:10.42	0:57.12 [3]	0:43.42 [4]	0:33.00 [4]	0:22.34 [3]	0:11.36 [4]	0.95L	0:33.00 +3	
		Sean Cormack		800m	800m	(0:13.70)	(0:10.42)	(0:10.66)	(0:10.98)	(0:11.36)			
4	1	FANCIFUL MR FOX	3	70.1	0:10.44	0:57.46 [4]	0:44.04 [1]	0:33.60 [1]	0:22.89 [1]	0:11.73 [3]	2.94L	0:33.60 +2	
		Gabrielle Semmens		800m	800m	(0:13.42)	(0:10.44)	(0:10.71)	(0:11.16)	(0:11.73)			
5	7	QUEENBEEL	6	70.4	0:10.60	0:57.73 [5]	0:43.99 [5]	0:33.39 [6]	0:22.69 [6]	0:11.50 [6]	4.54L	0:33.39 +0	
		Denicious Smith		800m	800m	(0:13.74)	(0:10.60)	(0:10.70)	(0:11.19)	(0:11.50)			
6	4	TENNAGAIN	2	69.5	0:10.45	0:57.90 [6]	0:44.15 [6]	0:33.70 [5]	0:22.94 [5]	0:11.68 [5]	5.53L	0:33.70 -1	
		Isabella Teh		800m	800m	(0:13.75)	(0:10.45)	(0:10.76)	(0:11.26)	(0:11.68)			

Scratched: Terminus (#2)



Horse/Jockey Name	Tsunami Force
Final Rank	1
Fastest Section Time (Section)	0:10.58 (800m)
Top Speed [km/h] (Section)	69.5 (800m)
Race State	Finished



Townsville QLD Professional

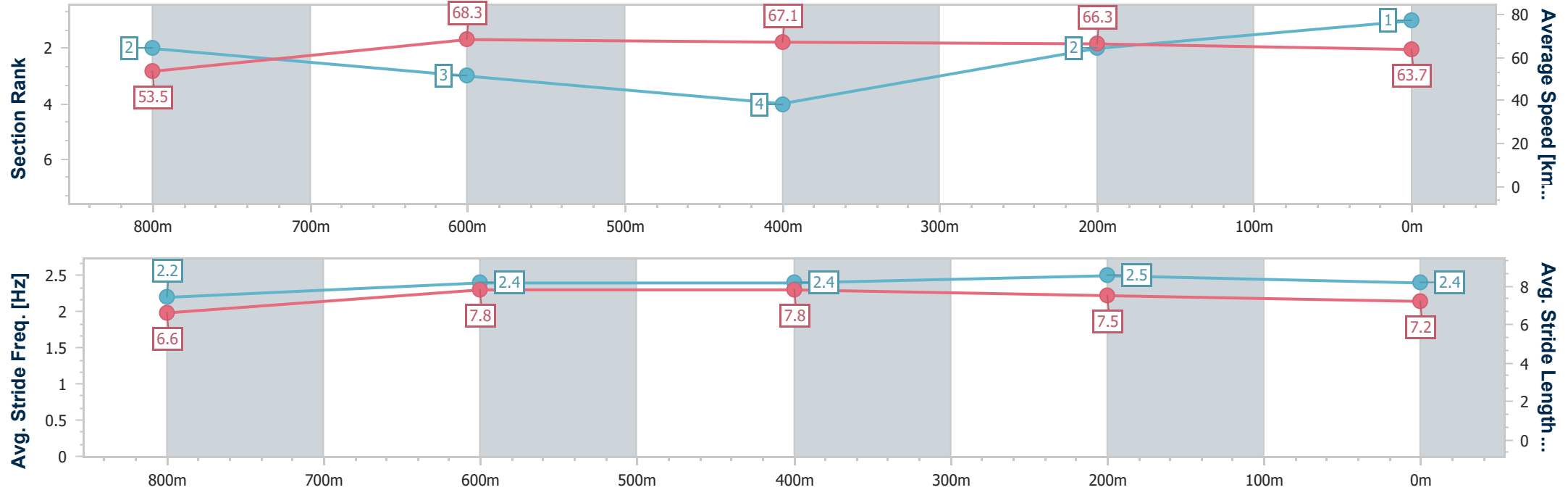
Race 2: Ladbrokes Communities Class 1 Handicap - 1000m

15 April 2025 - 14:04

Track Rating: Good 4, Weather: Fine, Rail Position: +3m 1000m-W/Post, +1m



Section	Overall	800m	600m	400m	200m										
Section Times	0:56.96 [1] (0:13.47)	0:43.49 [2] (0:10.58)	0:32.91 [3] (0:10.74)	0:22.17 [4] (0:10.86)	0:11.31 [2] (0:11.31)										
Average Speed [km/h]	53.5	68.3	67.1	66.3	63.7										
Top Speed [km/h]	68.4	69.5	69.2	68.3	65.9										
Avg. Dist. to Rail [m]	2.2	1.3	0.3	0.4	0.9										
Avg. Stride Freq. [Hz]	2.2	2.4	2.4	2.5	2.4										
Avg. Stride Length [m]	6.6	7.8	7.8	7.5	7.2										





Horse/Jockey Name	Our Folly
Final Rank	2
Fastest Section Time (Section)	0:10.33 (800m)
Top Speed [km/h] (Section)	71.0 (800m)
Race State	Finished



Townsville QLD Professional

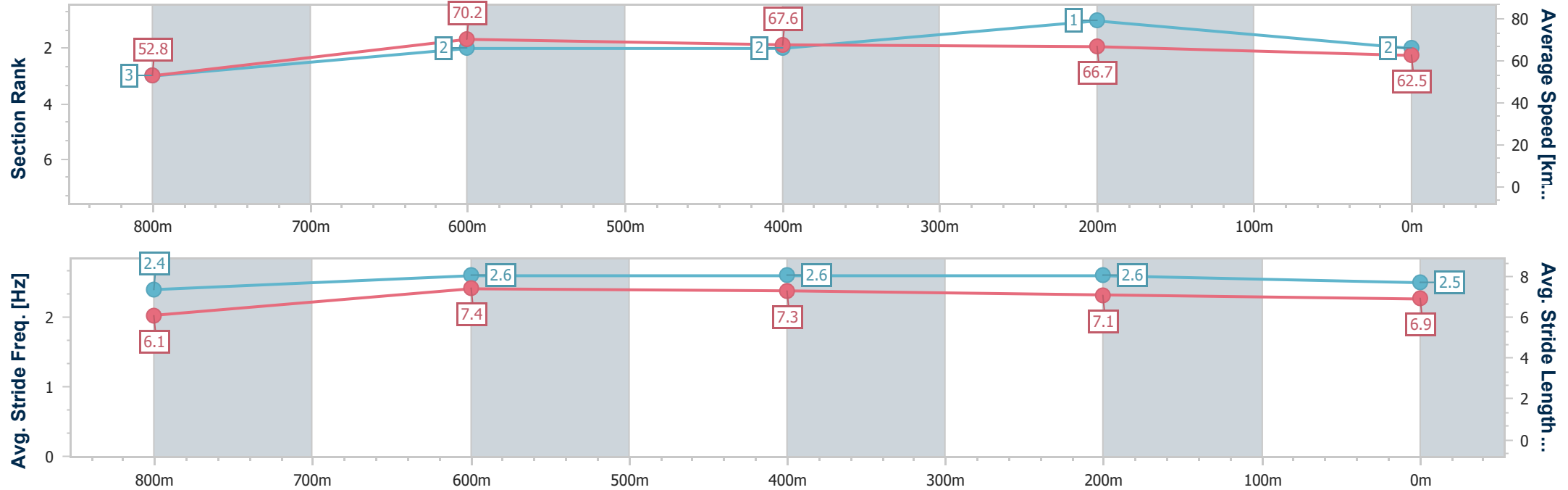
Race 2: Ladbrokes Communities Class 1 Handicap - 1000m

15 April 2025 - 14:04

Track Rating: Good 4, Weather: Fine, Rail Position: +3m 1000m-
W/Post, +1m



Section	Overall	800m	600m	400m	200m								
Section Times	0:57.01 [2] (0:13.64)	0:43.37 [3] (0:10.33)	0:33.04 [2] (0:10.69)	0:22.35 [2] (0:10.84)	0:11.51 [1] (0:11.51)								
Average Speed [km/h]	52.8	70.2	67.6	66.7	62.5								
Top Speed [km/h]	69.4	71.0	69.6	67.4	65.5								
Avg. Dist. to Rail [m]	5.0	2.0	1.0	1.7	1.8								
Avg. Stride Freq. [Hz]	2.4	2.6	2.6	2.6	2.5								
Avg. Stride Length [m]	6.1	7.4	7.3	7.1	6.9								





Horse/Jockey Name	Imperium
Final Rank	3
Fastest Section Time (Section)	0:10.42 (800m)
Top Speed [km/h] (Section)	70.1 (800m)
Race State	Finished



Townsville QLD Professional

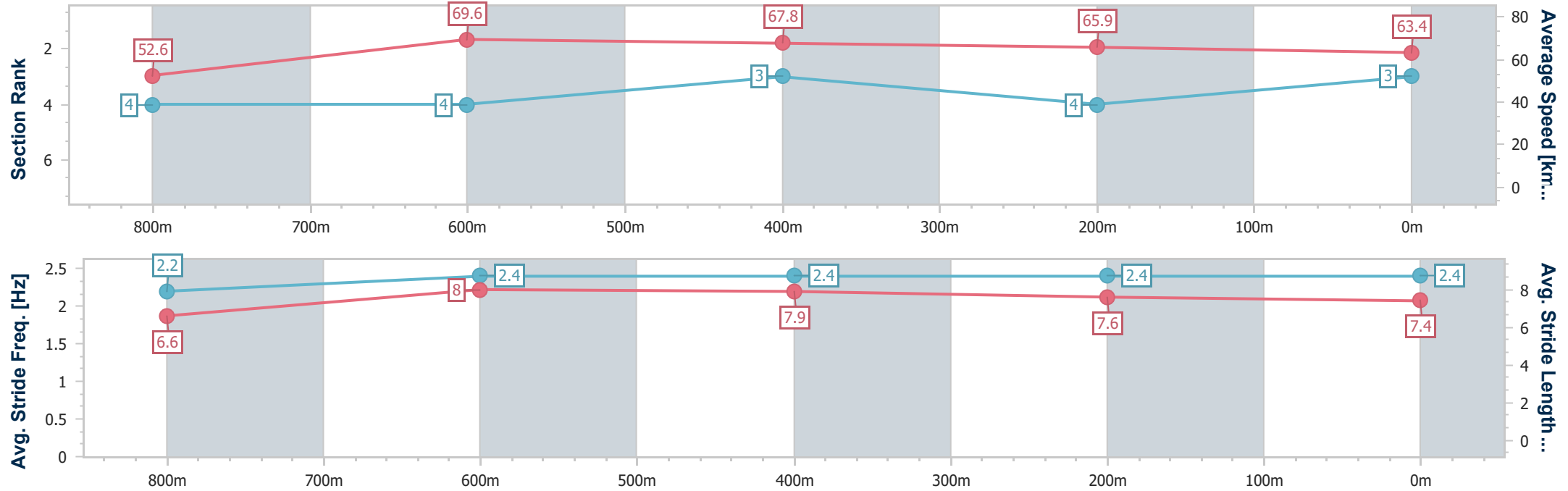
Race 2: Ladbrokes Communities Class 1 Handicap - 1000m

15 April 2025 - 14:04

Track Rating: Good 4, Weather: Fine, Rail Position: +3m 1000m-W/Post, +1m



Section	Overall	800m	600m	400m	200m										
Section Times	0:57.12 [3] (0:13.70)	0:43.42 [4] (0:10.42)	0:33.00 [4] (0:10.66)	0:22.34 [3] (0:10.98)	0:11.36 [4] (0:11.36)										
Average Speed [km/h]	52.6	69.6	67.8	65.9	63.4										
Top Speed [km/h]	69.1	70.1	69.7	68.7	65.6										
Avg. Dist. to Rail [m]	4.4	1.7	1.2	3.2	3.6										
Avg. Stride Freq. [Hz]	2.2	2.4	2.4	2.4	2.4										
Avg. Stride Length [m]	6.6	8.0	7.9	7.6	7.4										





Horse/Jockey Name	Fanciful Mr Fox
Final Rank	4
Fastest Section Time (Section)	0:10.44 (800m)
Top Speed [km/h] (Section)	70.1 (800m)
Race State	Finished



Townsville QLD Professional

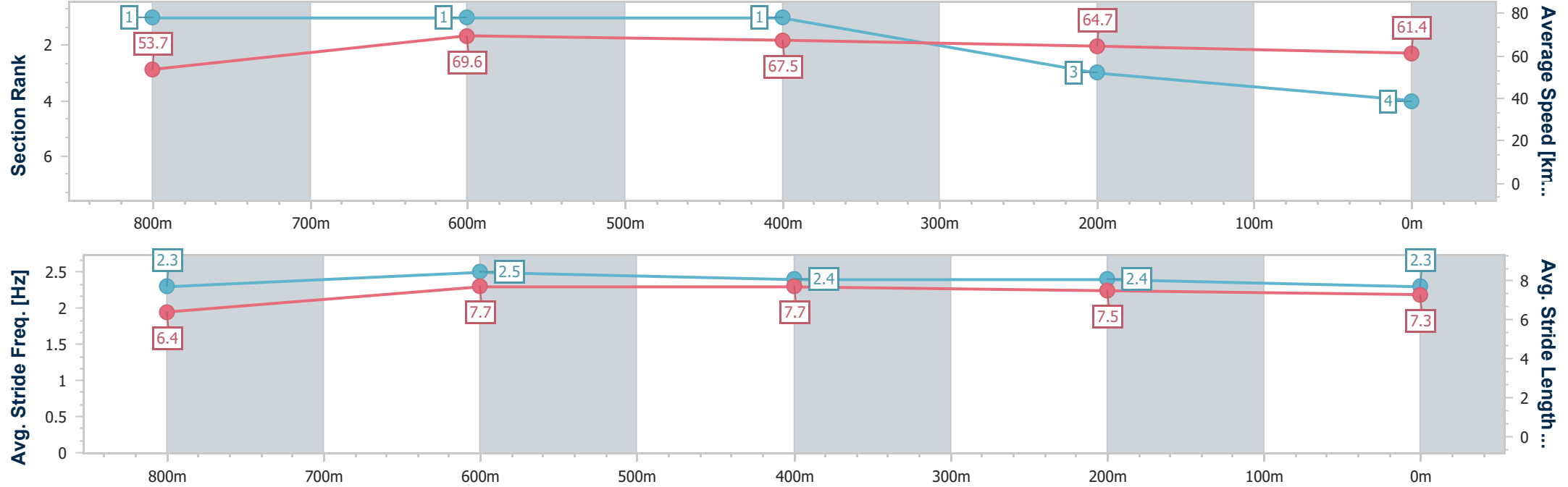
Race 2: Ladbrokes Communities Class 1 Handicap - 1000m

15 April 2025 - 14:04

Track Rating: Good 4, Weather: Fine, Rail Position: +3m 1000m-
W/Post, +1m



Section	Overall	800m	600m	400m	200m									
Section Times	0:57.46 [4] (0:13.42)	0:44.04 [1] (0:10.44)	0:33.60 [1] (0:10.71)	0:22.89 [1] (0:11.16)	0:11.73 [3] (0:11.73)									
Average Speed [km/h]	53.7	69.6	67.5	64.7	61.4									
Top Speed [km/h]	68.3	70.1	69.5	66.6	63.2									
Avg. Dist. to Rail [m]	4.3	2.5	0.8	1.3	2.5									
Avg. Stride Freq. [Hz]	2.3	2.5	2.4	2.4	2.3									
Avg. Stride Length [m]	6.4	7.7	7.7	7.5	7.3									





Horse/Jockey Name	Queenbeel
Final Rank	5
Fastest Section Time (Section)	0:10.60 (800m)
Top Speed [km/h] (Section)	70.4 (800m)
Race State	Finished



Townsville QLD Professional

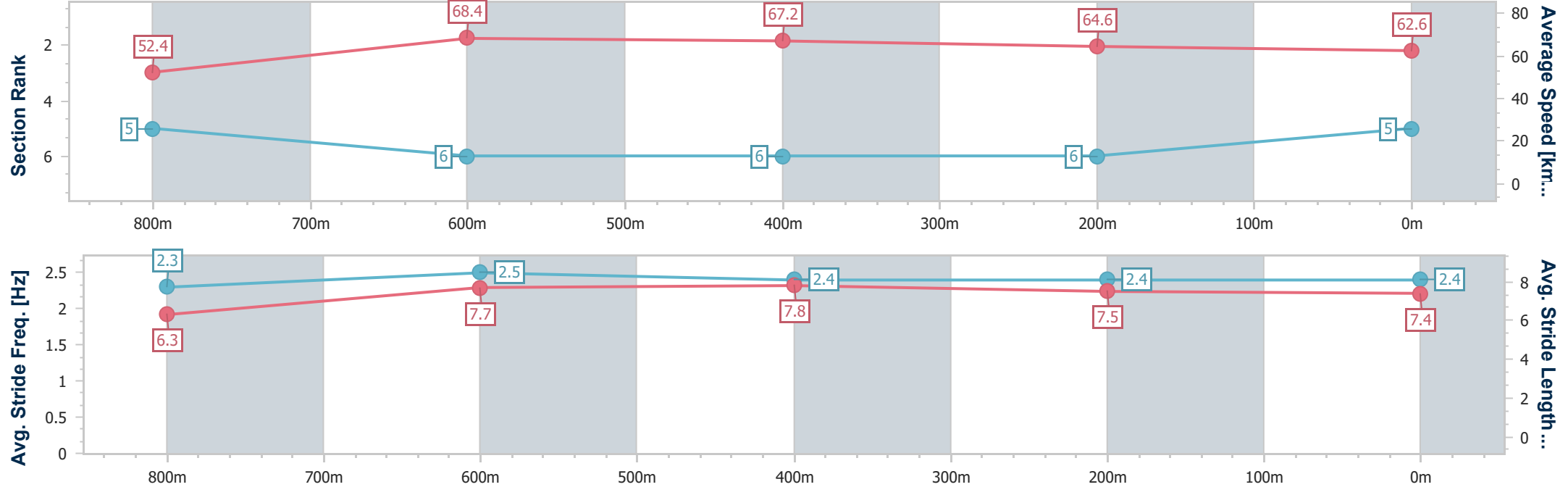
Race 2: Ladbrokes Communities Class 1 Handicap - 1000m

15 April 2025 - 14:04

Track Rating: Good 4, Weather: Fine, Rail Position: +3m 1000m-
W/Post, +1m



Section	Overall	800m	600m	400m	200m									
Section Times	0:57.73 [5] (0:13.74)	0:43.99 [5] (0:10.60)	0:33.39 [6] (0:10.70)	0:22.69 [6] (0:11.19)	0:11.50 [6] (0:11.50)									
Average Speed [km/h]	52.4	68.4	67.2	64.6	62.6									
Top Speed [km/h]	67.7	70.4	70.4	66.0	64.2									
Avg. Dist. to Rail [m]	5.7	2.1	0.4	1.6	3.5									
Avg. Stride Freq. [Hz]	2.3	2.5	2.4	2.4	2.4									
Avg. Stride Length [m]	6.3	7.7	7.8	7.5	7.4									





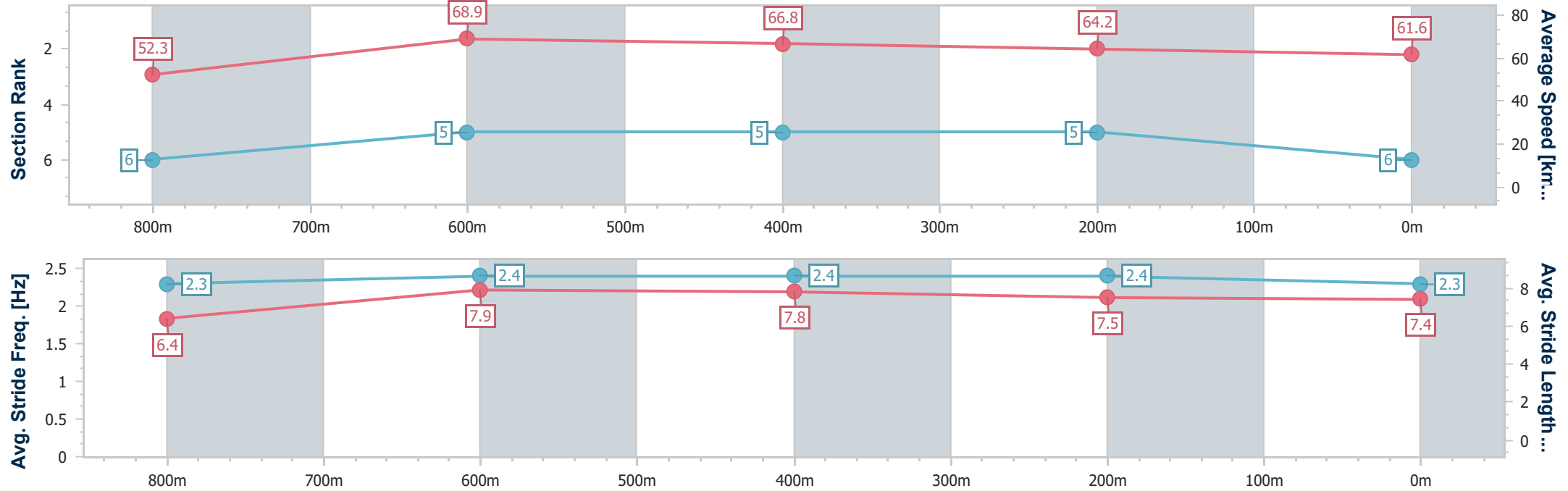
Horse/Jockey Name	Tennagain
Final Rank	6
Fastest Section Time (Section)	0:10.45 (800m)
Top Speed [km/h] (Section)	69.5 (800m)
Race State	Finished



Townsville QLD Professional
Race 2: Ladbrokes Communities Class 1 Handicap - 1000m
15 April 2025 - 14:04
Track Rating: Good 4, Weather: Fine, Rail Position: +3m 1000m-
W/Post, +1m



Section	Overall	800m	600m	400m	200m										
Section Times	0:57.90 [6] (0:13.75)	0:44.15 [6] (0:10.45)	0:33.70 [5] (0:10.76)	0:22.94 [5] (0:11.26)	0:11.68 [5] (0:11.68)										
Average Speed [km/h]	52.3	68.9	66.8	64.2	61.6										
Top Speed [km/h]	69.4	69.5	68.5	65.1	63.8										
Avg. Dist. to Rail [m]	2.9	0.6	0.4	1.3	1.5										
Avg. Stride Freq. [Hz]	2.3	2.4	2.4	2.4	2.3										
Avg. Stride Length [m]	6.4	7.9	7.8	7.5	7.4										





Townsville QLD Professional
Race 3: Ladbroke's Blackbook QTIS Two-Years-Old Maiden Plate - 1000m
15 April 2025 - 14:43



Track Rating: Good 4, Weather: Fine, Rail Position: +3m 1000m-W/Post, +1m

Section						Overall	800m	600m	400m	200m			Last 600m	
Field Times						0:56.97 (0:13.02)	0:43.95 (0:10.20)	0:33.75 (0:10.73)	0:23.02 (0:11.06)	0:11.96 (0:11.96)			0:33.75	
Rank	TAB	Horse/Jockey	Barrier	Top Speed [km/h]	Fastest Section							Margin	Distance Travelled [m]	
1	1	CAROHVIC	8	71.9	0:10.20	0:56.97 [1]	0:43.95 [1]	0:33.75 [1]	0:23.02 [1]	0:11.96 [1]	0:56.97	0:33.75		
		Graham Kliese		800m	800m	(0:13.02)	(0:10.20)	(0:10.73)	(0:11.06)	(0:11.96)				
2	5	SECRET CYPHER	9	71.0	0:10.33	0:57.15 [2]	0:43.62 [5]	0:33.29 [5]	0:22.45 [4]	0:11.37 [3]	1.06L	0:33.29 +3		
		Nathan Thomas		800m	800m	(0:13.53)	(0:10.33)	(0:10.84)	(0:11.08)	(0:11.37)				
3	6	TIMINCA	2	72.0	0:10.29	0:57.63 [3]	0:44.61 [2]	0:34.32 [2]	0:23.21 [2]	0:12.01 [2]	3.9L	0:34.32 -1		
		Ashley Butler		800m	800m	(0:13.02)	(0:10.29)	(0:11.11)	(0:11.20)	(0:12.01)				
4	4	MISTER DOOBEE	6	69.1	0:10.63	0:57.98 [4]	0:44.28 [6]	0:33.65 [7]	0:22.86 [7]	0:11.68 [6]	5.94L	0:33.65 +3		
		Lacey Morrison		800m	800m	(0:13.70)	(0:10.63)	(0:10.79)	(0:11.18)	(0:11.68)				
5	10	SCANDINAVI	4	71.0	0:10.33	0:58.25 [5]	0:44.81 [4]	0:34.48 [3]	0:23.75 [3]	0:12.33 [4]	7.55L	0:34.48 +1		
		Amanda Thomson		800m	800m	(0:13.44)	(0:10.33)	(0:10.73)	(0:11.42)	(0:12.33)				
6	12	WE US 'N' CO	7	69.1	0:10.56	0:58.46 [6]	0:44.57 [9]	0:34.01 [8]	0:23.12 [9]	0:11.84 [8]	8.76L	0:34.01 +4		
		Wanderson D'Avila		800m	800m	(0:13.89)	(0:10.56)	(0:10.89)	(0:11.28)	(0:11.84)				
7	3	LOUIS AUGUSTE	3	69.9	0:10.44	0:58.48 [7]	0:45.13 [3]	0:34.69 [4]	0:23.77 [5]	0:12.27 [5]	8.88L	0:34.69 -3		
		Justin Stanley		800m	800m	(0:13.35)	(0:10.44)	(0:10.92)	(0:11.50)	(0:12.27)				
8	2	LOST LAMB	1	69.0	0:10.69	0:58.90 [8]	0:45.04 [8]	0:34.34 [9]	0:23.65 [8]	0:12.27 [9]	11.39L	0:34.34 -2		
		Denicious Smith		800m	600m	(0:13.86)	(0:10.70)	(0:10.69)	(0:11.38)	(0:12.27)				
9	9	LOOK 'N' WIN	5	69.3	0:10.52	0:59.40 [9]	0:45.69 [7]	0:35.17 [6]	0:24.35 [6]	0:12.85 [7]	14.28L	0:35.17 -2		
		Sean Cormack		800m	800m	(0:13.71)	(0:10.52)	(0:10.82)	(0:11.50)	(0:12.85)				

Scratched: Who Asked Zou (#7), Fabulean (#8), The Kobay Train (#11)



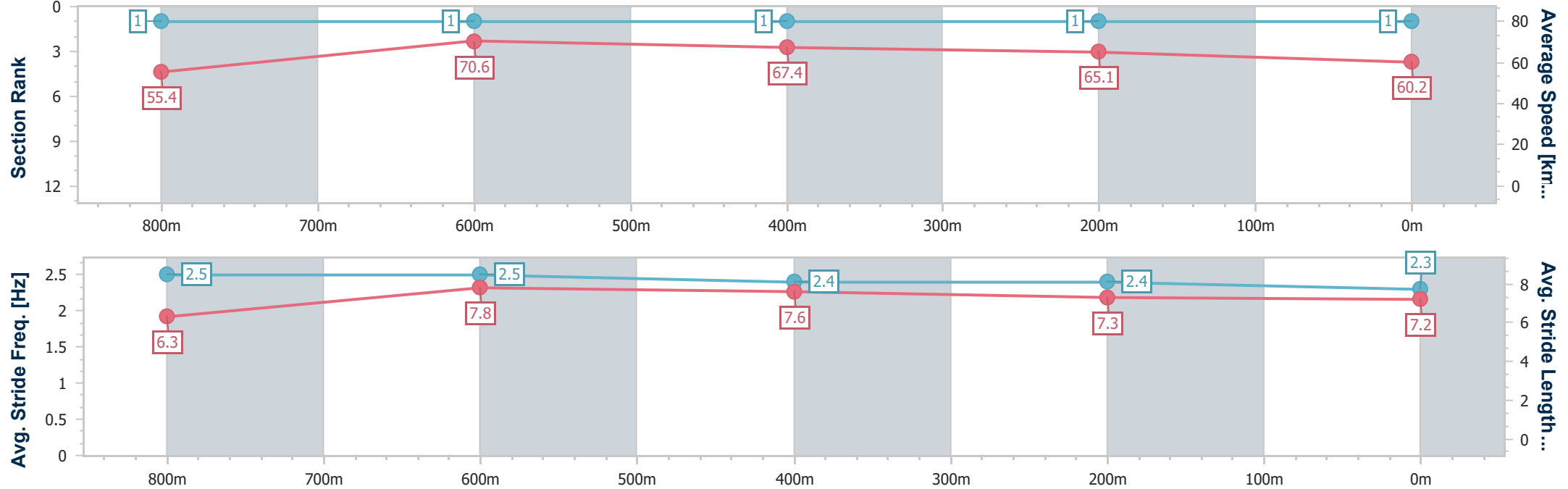
Horse/Jockey Name	Carohvic
Final Rank	1
Fastest Section Time (Section)	0:10.20 (800m)
Top Speed [km/h] (Section)	71.9 (800m)
Race State	Finished



Townsville QLD Professional
Race 3: Ladbrokes Blackbook QTIS Two-Years-Old Maiden
Plate - 1000m
15 April 2025 - 14:43
Track Rating: Good 4, Weather: Fine, Rail Position: +3m 1000m-
W/Post, +1m



Section	Overall	800m	600m	400m	200m									
Section Times	0:56.97 [1] (0:13.02)	0:43.95 [1] (0:10.20)	0:33.75 [1] (0:10.73)	0:23.02 [1] (0:11.06)	0:11.96 [1] (0:11.96)									
Average Speed [km/h]	55.4	70.6	67.4	65.1	60.2									
Top Speed [km/h]	71.5	71.9	68.4	66.0	63.3									
Avg. Dist. to Rail [m]	6.3	1.0	0.5	1.1	1.4									
Avg. Stride Freq. [Hz]	2.5	2.5	2.4	2.4	2.3									
Avg. Stride Length [m]	6.3	7.8	7.6	7.3	7.2									





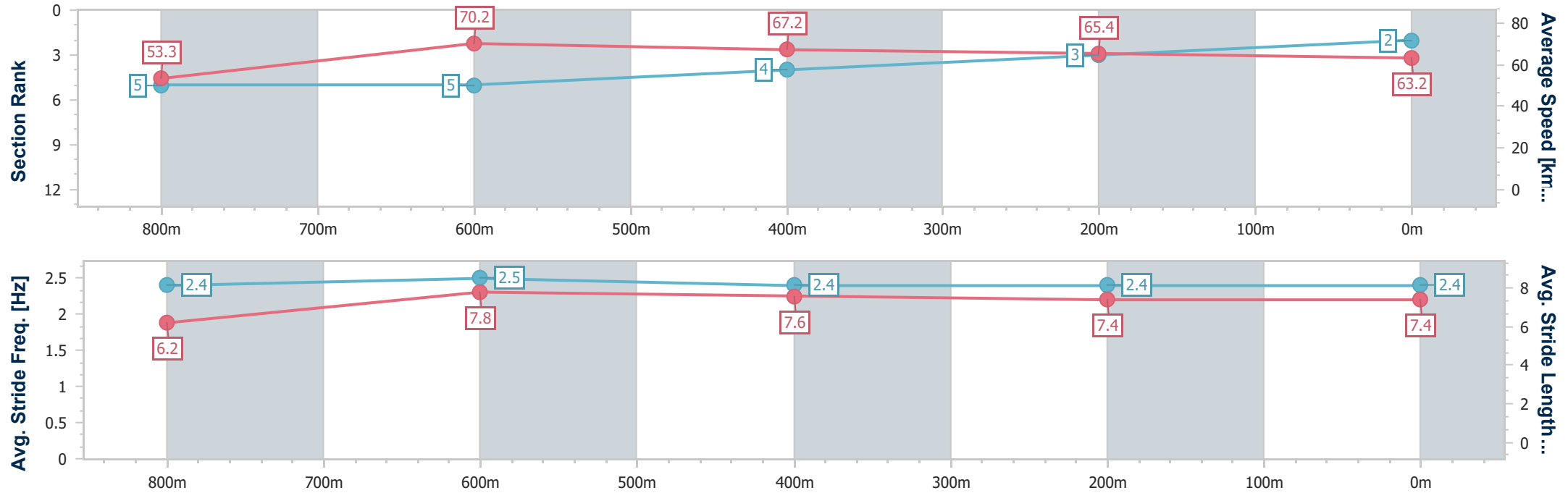
Horse/Jockey Name	Secret Cypher
Final Rank	2
Fastest Section Time (Section)	0:10.33 (800m)
Top Speed [km/h] (Section)	71.0 (800m)
Race State	Finished



Townsville QLD Professional
Race 3: Ladbrokes Blackbook QTIS Two-Years-Old Maiden
Plate - 1000m
15 April 2025 - 14:43
Track Rating: Good 4, Weather: Fine, Rail Position: +3m 1000m-
W/Post, +1m



Section	Overall	800m	600m	400m	200m										
Section Times	0:57.15 [2] (0:13.53)	0:43.62 [5] (0:10.33)	0:33.29 [5] (0:10.84)	0:22.45 [4] (0:11.08)	0:11.37 [3] (0:11.37)										
Average Speed [km/h]	53.3	70.2	67.2	65.4	63.2										
Top Speed [km/h]	68.1	71.0	69.6	66.4	66.4										
Avg. Dist. to Rail [m]	8.8	2.1	2.2	3.9	2.8										
Avg. Stride Freq. [Hz]	2.4	2.5	2.4	2.4	2.4										
Avg. Stride Length [m]	6.2	7.8	7.6	7.4	7.4										



- [] Ranking at each section and finish
- .-.- No data available at this section
- NA No data available



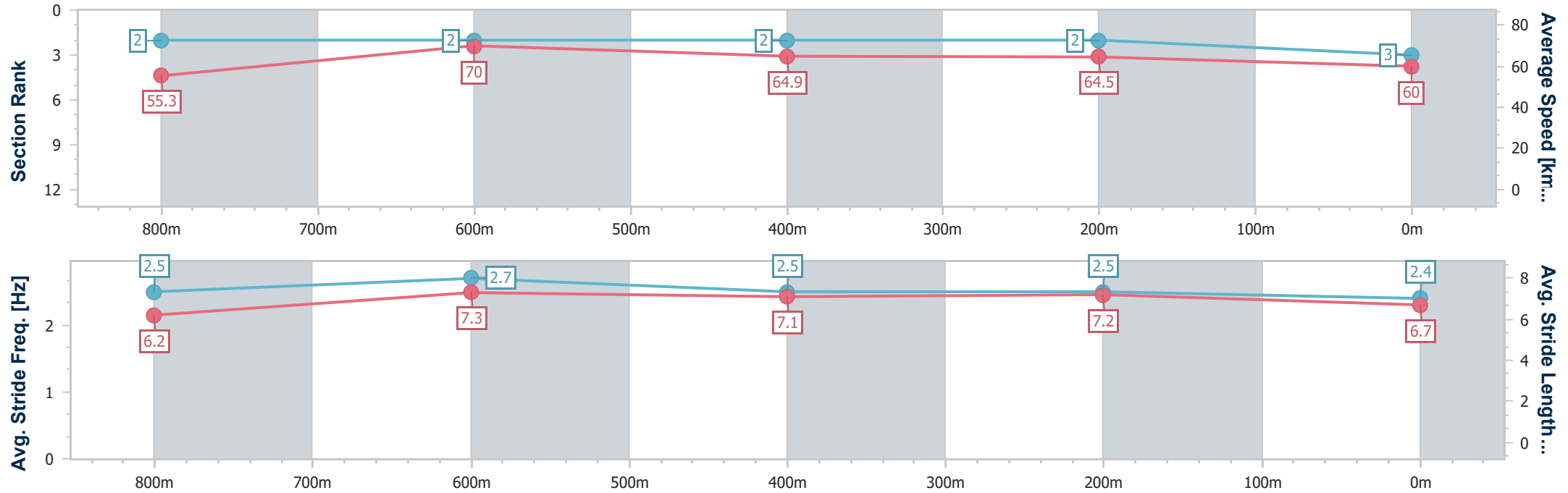
Horse/Jockey Name	Timinca
Final Rank	3
Fastest Section Time (Section)	0:10.29 (800m)
Top Speed [km/h] (Section)	72.0 (800m)
Race State	Finished



Townsville QLD Professional
Race 3: Ladbrokes Blackbook QTIS Two-Years-Old Maiden
Plate - 1000m
15 April 2025 - 14:43
Track Rating: Good 4, Weather: Fine, Rail Position: +3m 1000m-
W/Post, +1m



Section	Overall	800m	600m	400m	200m										
Section Times	0:57.63 [3] (0:13.02)	0:44.61 [2] (0:10.29)	0:34.32 [2] (0:11.11)	0:23.21 [2] (0:11.20)	0:12.01 [2] (0:12.01)										
Average Speed [km/h]	55.3	70.0	64.9	64.5	60.0										
Top Speed [km/h]	71.5	72.0	68.4	64.9	63.3										
Avg. Dist. to Rail [m]	2.7	0.4	0.6	1.6	2.0										
Avg. Stride Freq. [Hz]	2.5	2.7	2.5	2.5	2.4										
Avg. Stride Length [m]	6.2	7.3	7.1	7.2	6.7										





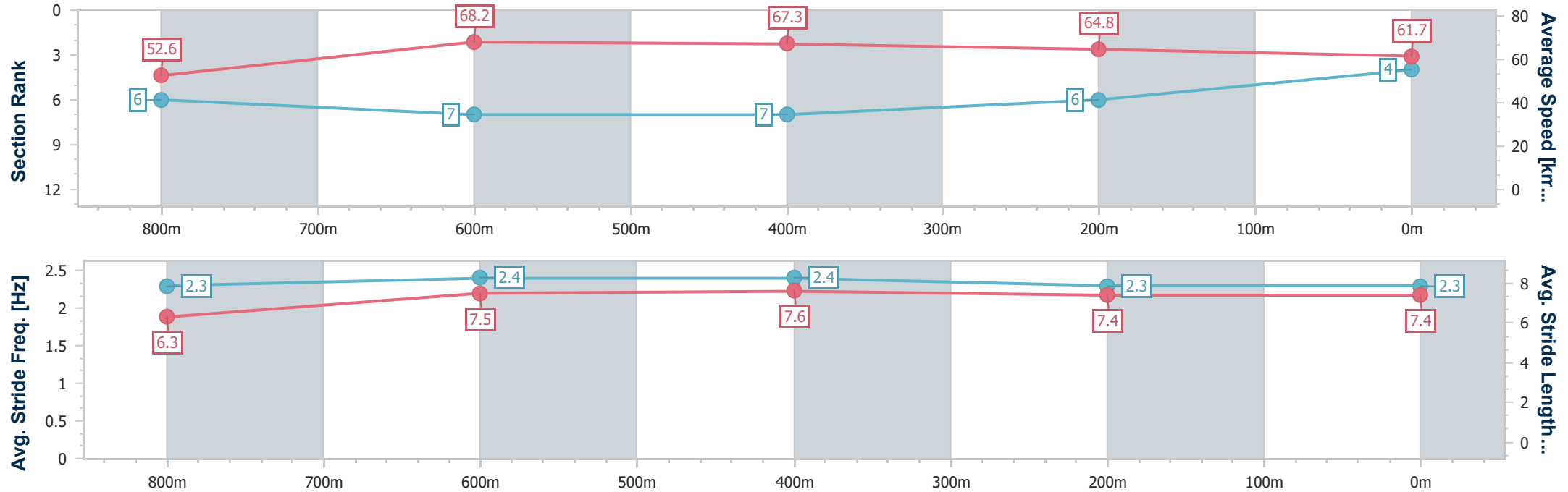
Horse/Jockey Name	Mister Doobee
Final Rank	4
Fastest Section Time (Section)	0:10.63 (800m)
Top Speed [km/h] (Section)	69.1 (800m)
Race State	Finished



Townsville QLD Professional
Race 3: Ladbrokes Blackbook QTIS Two-Years-Old Maiden
Plate - 1000m
15 April 2025 - 14:43
Track Rating: Good 4, Weather: Fine, Rail Position: +3m 1000m-
W/Post, +1m



Section	Overall	800m	600m	400m	200m								
Section Times	0:57.98 [4] (0:13.70)	0:44.28 [6] (0:10.63)	0:33.65 [7] (0:10.79)	0:22.86 [7] (0:11.18)	0:11.68 [6] (0:11.68)								
Average Speed [km/h]	52.6	68.2	67.3	64.8	61.7								
Top Speed [km/h]	68.6	69.1	68.6	65.9	63.3								
Avg. Dist. to Rail [m]	6.9	1.8	2.1	3.6	5.1								
Avg. Stride Freq. [Hz]	2.3	2.4	2.4	2.3	2.3								
Avg. Stride Length [m]	6.3	7.5	7.6	7.4	7.4								



- [] Ranking at each section and finish
- .-.- No data available at this section
- NA No data available



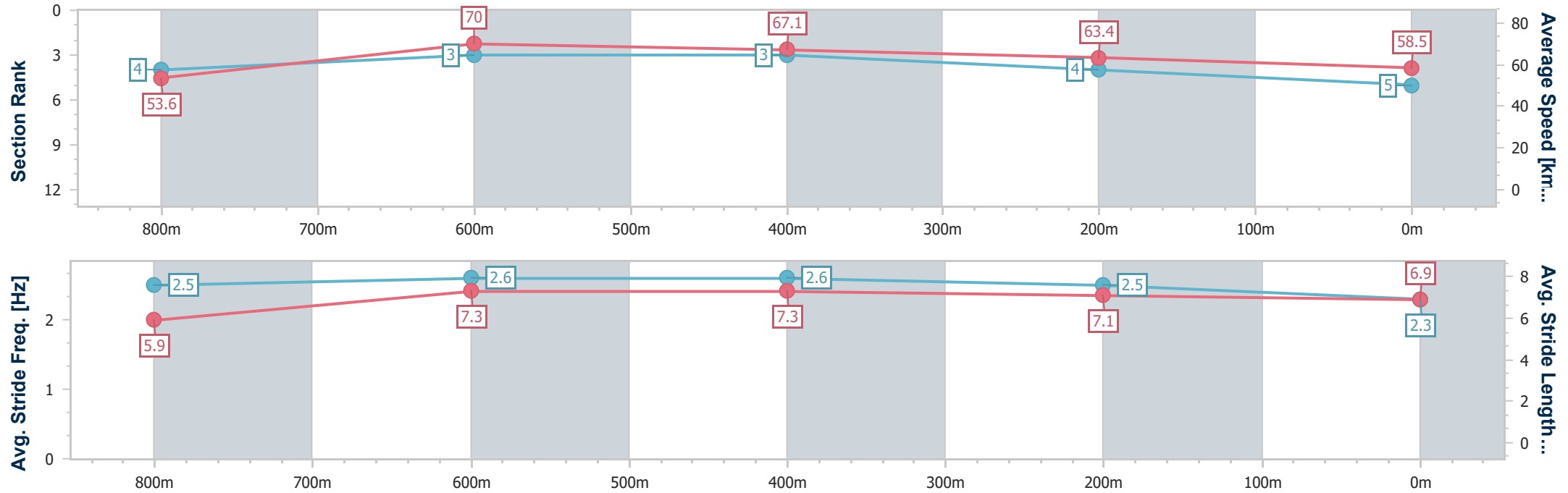
Horse/Jockey Name	Scandinavi
Final Rank	5
Fastest Section Time (Section)	0:10.33 (800m)
Top Speed [km/h] (Section)	71.0 (800m)
Race State	Finished



Townsville QLD Professional
Race 3: Ladbrokes Blackbook QTIS Two-Years-Old Maiden
Plate - 1000m
15 April 2025 - 14:43
Track Rating: Good 4, Weather: Fine, Rail Position: +3m 1000m-
W/Post, +1m



Section	Overall	800m	600m	400m	200m								
Section Times	0:58.25 [5] (0:13.44)	0:44.81 [4] (0:10.33)	0:34.48 [3] (0:10.73)	0:23.75 [3] (0:11.42)	0:12.33 [4] (0:12.33)								
Average Speed [km/h]	53.6	70.0	67.1	63.4	58.5								
Top Speed [km/h]	69.4	71.0	70.9	66.5	62.0								
Avg. Dist. to Rail [m]	5.1	1.1	0.6	2.8	3.4								
Avg. Stride Freq. [Hz]	2.5	2.6	2.6	2.5	2.3								
Avg. Stride Length [m]	5.9	7.3	7.3	7.1	6.9								





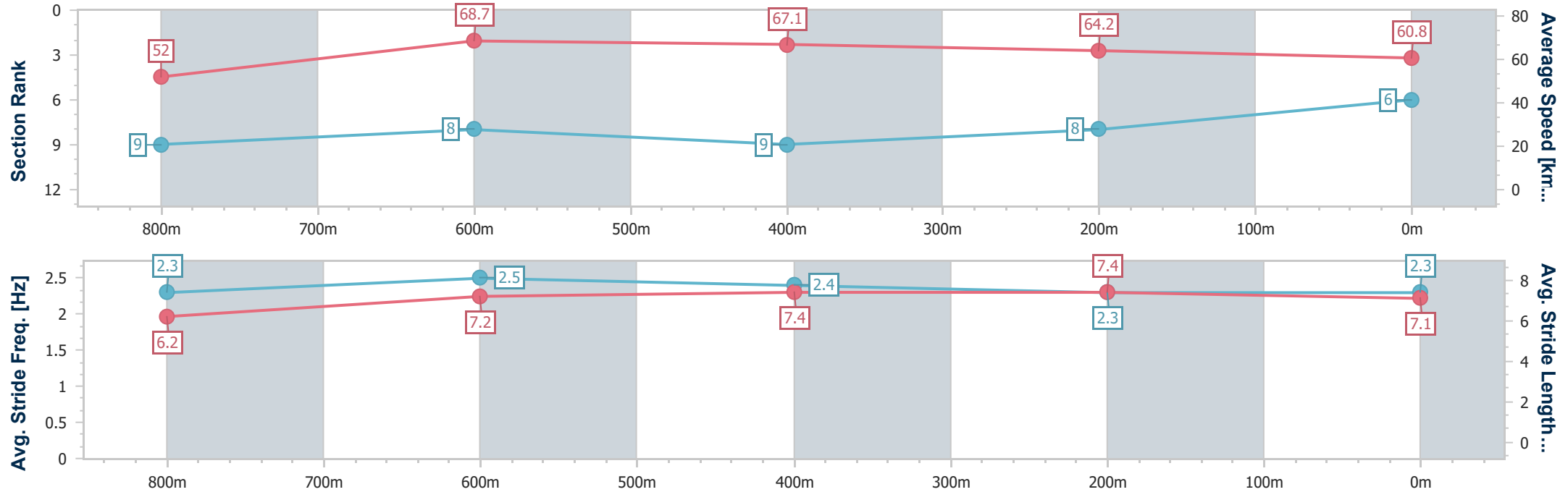
Horse/Jockey Name	We Us 'N' Co
Final Rank	6
Fastest Section Time (Section)	0:10.56 (800m)
Top Speed [km/h] (Section)	69.1 (800m)
Race State	Finished



Townsville QLD Professional
Race 3: Ladbrokes Blackbook QTIS Two-Years-Old Maiden
Plate - 1000m
15 April 2025 - 14:43
Track Rating: Good 4, Weather: Fine, Rail Position: +3m 1000m-
W/Post, +1m



Section	Overall	800m	600m	400m	200m									
Section Times	0:58.46 [6] (0:13.89)	0:44.57 [9] (0:10.56)	0:34.01 [8] (0:10.89)	0:23.12 [9] (0:11.28)	0:11.84 [8] (0:11.84)									
Average Speed [km/h]	52.0	68.7	67.1	64.2	60.8									
Top Speed [km/h]	68.8	69.1	68.4	65.3	62.8									
Avg. Dist. to Rail [m]	6.7	2.4	2.8	4.1	5.5									
Avg. Stride Freq. [Hz]	2.3	2.5	2.4	2.3	2.3									
Avg. Stride Length [m]	6.2	7.2	7.4	7.4	7.1									





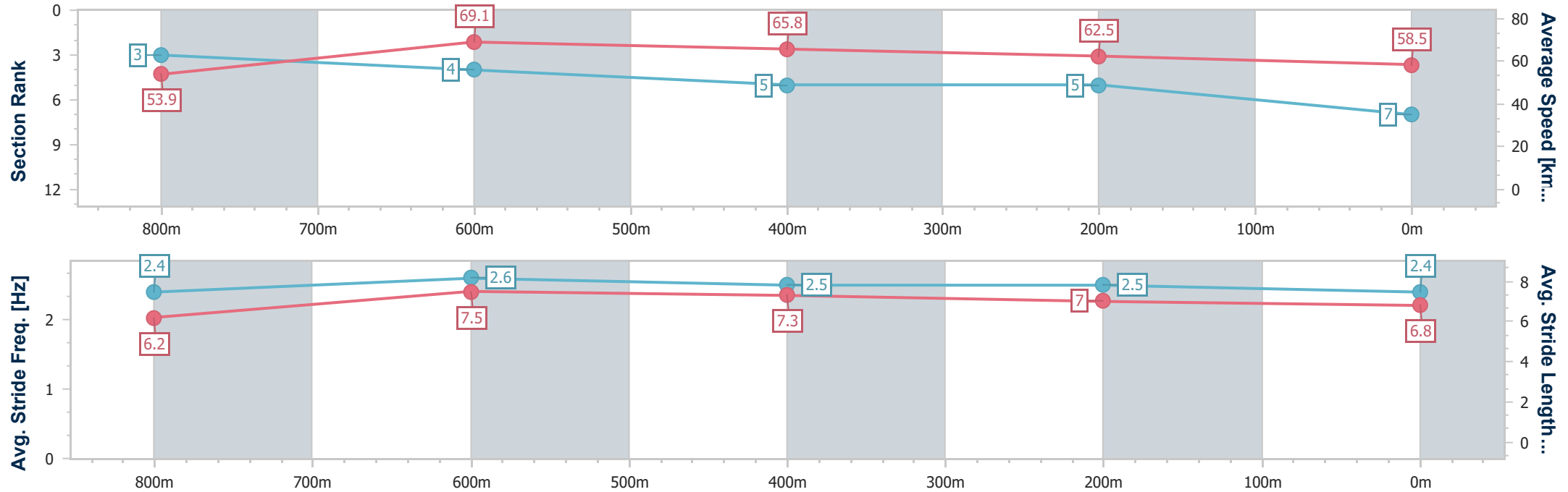
Horse/Jockey Name	Louis Auguste
Final Rank	7
Fastest Section Time (Section)	0:10.44 (800m)
Top Speed [km/h] (Section)	69.9 (800m)
Race State	Finished



Townsville QLD Professional
Race 3: Ladbrokes Blackbook QTIS Two-Years-Old Maiden
Plate - 1000m
15 April 2025 - 14:43
Track Rating: Good 4, Weather: Fine, Rail Position: +3m 1000m-
W/Post, +1m



Section	Overall	800m	600m	400m	200m									
Section Times	0:58.48 [7] (0:13.35)	0:45.13 [3] (0:10.44)	0:34.69 [4] (0:10.92)	0:23.77 [5] (0:11.50)	0:12.27 [5] (0:12.27)									
Average Speed [km/h]	53.9	69.1	65.8	62.5	58.5									
Top Speed [km/h]	69.3	69.9	67.4	65.0	62.3									
Avg. Dist. to Rail [m]	3.3	0.6	0.5	0.9	1.3									
Avg. Stride Freq. [Hz]	2.4	2.6	2.5	2.5	2.4									
Avg. Stride Length [m]	6.2	7.5	7.3	7.0	6.8									





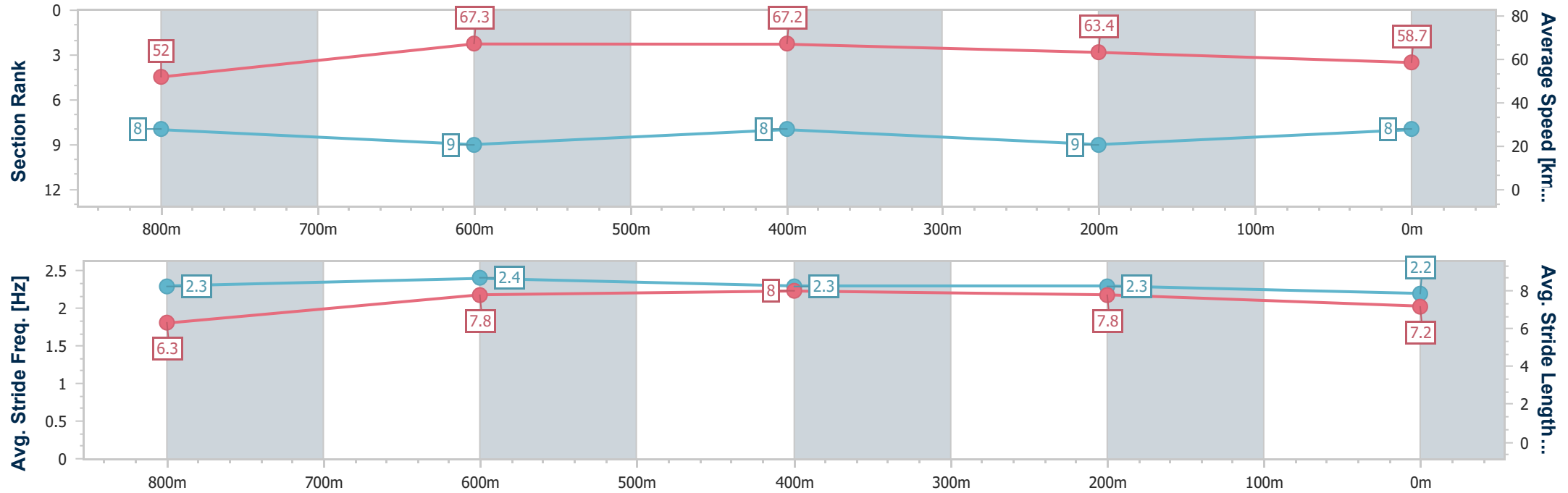
Horse/Jockey Name	Lost Lamb
Final Rank	8
Fastest Section Time (Section)	0:10.69 (600m)
Top Speed [km/h] (Section)	69.0 (800m)
Race State	Finished



Townsville QLD Professional
Race 3: Ladbrokes Blackbook QTIS Two-Years-Old Maiden
Plate - 1000m
15 April 2025 - 14:43
Track Rating: Good 4, Weather: Fine, Rail Position: +3m 1000m-
W/Post, +1m



Section	Overall	800m	600m	400m	200m										
Section Times	0:58.90 [8] (0:13.86)	0:45.04 [8] (0:10.70)	0:34.34 [9] (0:10.69)	0:23.65 [8] (0:11.38)	0:12.27 [9] (0:12.27)										
Average Speed [km/h]	52.0	67.3	67.2	63.4	58.7										
Top Speed [km/h]	68.2	69.0	68.8	65.9	61.8										
Avg. Dist. to Rail [m]	1.1	0.4	0.5	2.4	4.4										
Avg. Stride Freq. [Hz]	2.3	2.4	2.3	2.3	2.2										
Avg. Stride Length [m]	6.3	7.8	8.0	7.8	7.2										





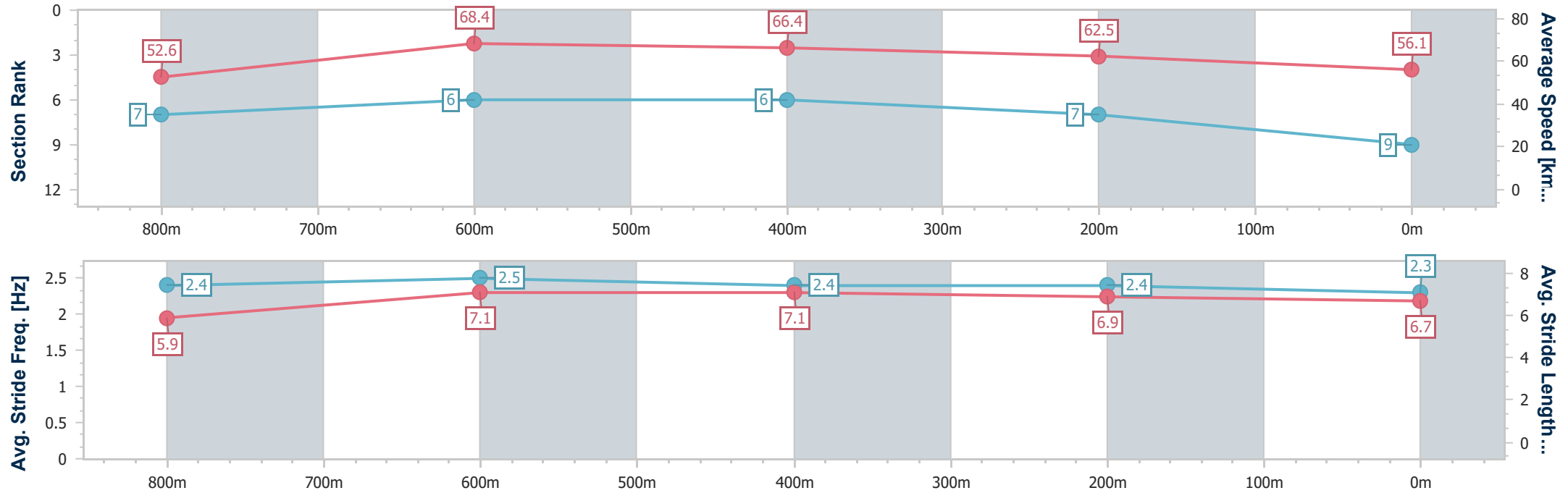
Horse/Jockey Name	Look 'N' Win
Final Rank	9
Fastest Section Time (Section)	0:10.52 (800m)
Top Speed [km/h] (Section)	69.3 (800m)
Race State	Finished



Townsville QLD Professional
Race 3: Ladbrokes Blackbook QTIS Two-Years-Old Maiden
Plate - 1000m
15 April 2025 - 14:43
Track Rating: Good 4, Weather: Fine, Rail Position: +3m 1000m-
W/Post, +1m



Section	Overall	800m	600m	400m	200m										
Section Times	0:59.40 [9] (0:13.71)	0:45.69 [7] (0:10.52)	0:35.17 [6] (0:10.82)	0:24.35 [6] (0:11.50)	0:12.85 [7] (0:12.85)										
Average Speed [km/h]	52.6	68.4	66.4	62.5	56.1										
Top Speed [km/h]	69.3	69.3	68.0	64.8	60.0										
Avg. Dist. to Rail [m]	5.4	0.6	0.6	0.4	0.5										
Avg. Stride Freq. [Hz]	2.4	2.5	2.4	2.4	2.3										
Avg. Stride Length [m]	5.9	7.1	7.1	6.9	6.7										





Townsville QLD Professional
Race 4: Hygain Class 3 Plate - 1609m
15 April 2025 - 15:17



Track Rating: Good 4, Weather: Fine, Rail Position: +3m 1000m-W/Post, +1m

Section						Overall	1400m	1200m	1000m	800m	600m	400m	Last 600m	
Field Times						1:37.44 (0:15.24)	1:22.20 (0:11.55)	1:10.65 (0:11.67)	0:58.98 (0:11.66)	0:47.32 (0:11.53)	0:35.79 (0:11.64)	0:24.15 (0:11.85)	0:35.79	
Rank	TAB	Horse/Jockey	Barrier	Top Speed [km/h]	Fastest Section									Distance Travelled [m]
1	2	ACCLIMATISE	2	64.6	0:11.51	1:37.44 [1]	1:21.90 [3]	1:10.32 [3]	0:58.64 [3]	0:47.04 [3]	0:35.53 [3]	0:24.01 [3]	0:35.53	
		Justin Stanley		600m	800m	(0:15.54)	(0:11.58)	(0:11.68)	(0:11.60)	(0:11.51)	(0:11.52)	(0:11.71)		
2	6	CONVERTOR	3	64.1	0:11.42	1:37.51 [2]	1:21.89 [4]	1:10.24 [4]	0:58.66 [4]	0:46.97 [4]	0:35.55 [4]	0:23.98 [4]	0:35.55	+3
		Denicious Smith		800m	800m	(0:15.62)	(0:11.65)	(0:11.58)	(0:11.69)	(0:11.42)	(0:11.57)	(0:11.65)		
3	5	GRINZINGER BURG	5	65.0	0:11.45	1:38.01 [3]	1:22.51 [2]	1:11.06 [2]	0:59.54 [2]	0:47.82 [2]	0:36.19 [2]	0:24.61 [2]	0:36.19	+11
		Isabella Teh		1400m	1400m	(0:15.50)	(0:11.45)	(0:11.52)	(0:11.72)	(0:11.63)	(0:11.58)	(0:11.91)		
4	7	MISHANI PERFECTION	6	64.5	0:11.38	1:38.24 [4]	1:22.11 [6]	1:10.55 [6]	0:59.12 [5]	0:47.60 [5]	0:36.22 [5]	0:24.43 [5]	0:36.22	+6
		Gabrielle Semmens		800m	800m	(0:16.13)	(0:11.56)	(0:11.43)	(0:11.52)	(0:11.38)	(0:11.79)	(0:11.75)		
5	1	BARMERA	1	63.4	0:11.53	1:38.89 [5]	1:23.65 [1]	1:12.10 [1]	1:00.43 [1]	0:48.77 [1]	0:37.24 [1]	0:25.60 [1]	0:37.24	-1
		Ashley Butler		1400m	800m	(0:15.24)	(0:11.55)	(0:11.67)	(0:11.66)	(0:11.53)	(0:11.64)	(0:12.25)		
6	3	COMBATTANT DE RUE	4	63.1	0:11.50	1:41.78 [6]	1:25.99 [5]	1:14.24 [5]	1:02.57 [6]	0:51.07 [6]	0:39.45 [6]	0:27.32 [6]	0:39.45	-1
		Micheal McDonald		1000m	1000m	(0:15.79)	(0:11.75)	(0:11.67)	(0:11.50)	(0:11.62)	(0:12.13)	(0:12.86)		

Scratched: Kings Castle (#4), Queenbeel (#8)



Townsville QLD Professional
Race 4: Hygain Class 3 Plate - 1609m
15 April 2025 - 15:17



Track Rating: Good 4, Weather: Fine, Rail Position: +3m 1000m-W/Post, +1m

Section Field Times				200m 0:12.30 (0:12.30)				Last 600m 0:35.79	
Rank	TAB	Horse/Jockey	Barrier	Top Speed [km/h]	Fastest Section	Margin		Distance Travelled [m]	
1	2	ACCLIMATISE	2	64.6	0:11.51	0:12.30 [1]	1:37.44	0:35.53	
		Justin Stanley		600m	800m	(0:12.30)			
2	6	CONVERTOR	3	64.1	0:11.42	0:12.33 [2]	0.42L	0:35.55	+3
		Denicious Smith		800m	800m	(0:12.33)			
3	5	GRINZINGER BURG	5	65.0	0:11.45	0:12.70 [3]	3.35L	0:36.19	+11
		Isabella Teh		1400m	1400m	(0:12.70)			
4	7	MISHANI PERFECTION	6	64.5	0:11.38	0:12.68 [5]	4.7L	0:36.22	+6
		Gabrielle Semmens		800m	800m	(0:12.68)			
5	1	BARMERA	1	63.4	0:11.53	0:13.35 [4]	8.5L	0:37.24	-1
		Ashley Butler		1400m	800m	(0:13.35)			
6	3	COMBATTANT DE RUE	4	63.1	0:11.50	0:14.46 [6]	25.49L	0:39.45	-1
		Micheal McDonald		1000m	1000m	(0:14.46)			

Scratched: Kings Castle (#4), Queenbeel (#8)



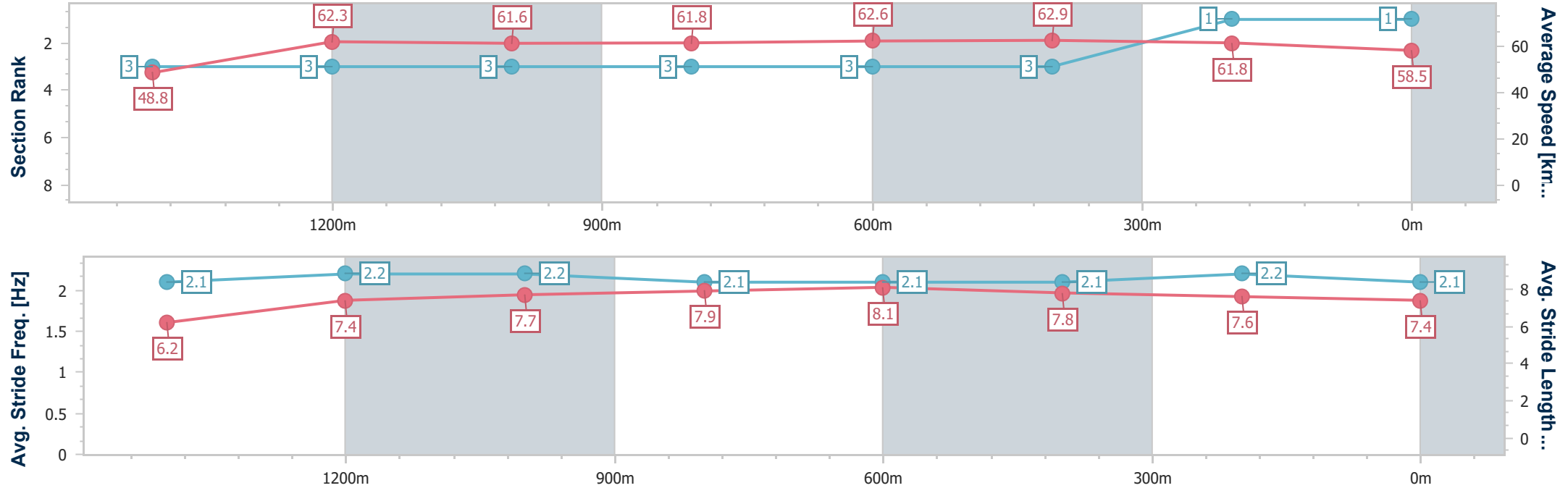
Horse/Jockey Name	Acclimatise
Final Rank	1
Fastest Section Time (Section)	0:11.51 (800m)
Top Speed [km/h] (Section)	64.6 (600m)
Race State	Finished



Townsville QLD Professional
Race 4: Hygain Class 3 Plate - 1609m
15 April 2025 - 15:17
Track Rating: Good 4, Weather: Fine, Rail Position: +3m 1000m-
W/Post, +1m



Section	Overall	1400m	1200m	1000m	800m	600m	400m	200m					
Section Times	1:37.44 [1] (0:15.54)	1:21.90 [3] (0:11.58)	1:10.32 [3] (0:11.68)	0:58.64 [3] (0:11.60)	0:47.04 [3] (0:11.51)	0:35.53 [3] (0:11.52)	0:24.01 [3] (0:11.71)	0:12.30 [1] (0:12.30)					
Average Speed [km/h]	48.8	62.3	61.6	61.8	62.6	62.9	61.8	58.5					
Top Speed [km/h]	61.6	63.1	62.8	63.0	63.0	64.6	62.3	60.5					
Avg. Dist. to Rail [m]	4.3	0.6	0.8	1.0	0.3	1.3	3.5	4.0					
Avg. Stride Freq. [Hz]	2.1	2.2	2.2	2.1	2.1	2.1	2.2	2.1					
Avg. Stride Length [m]	6.2	7.4	7.7	7.9	8.1	7.8	7.6	7.4					





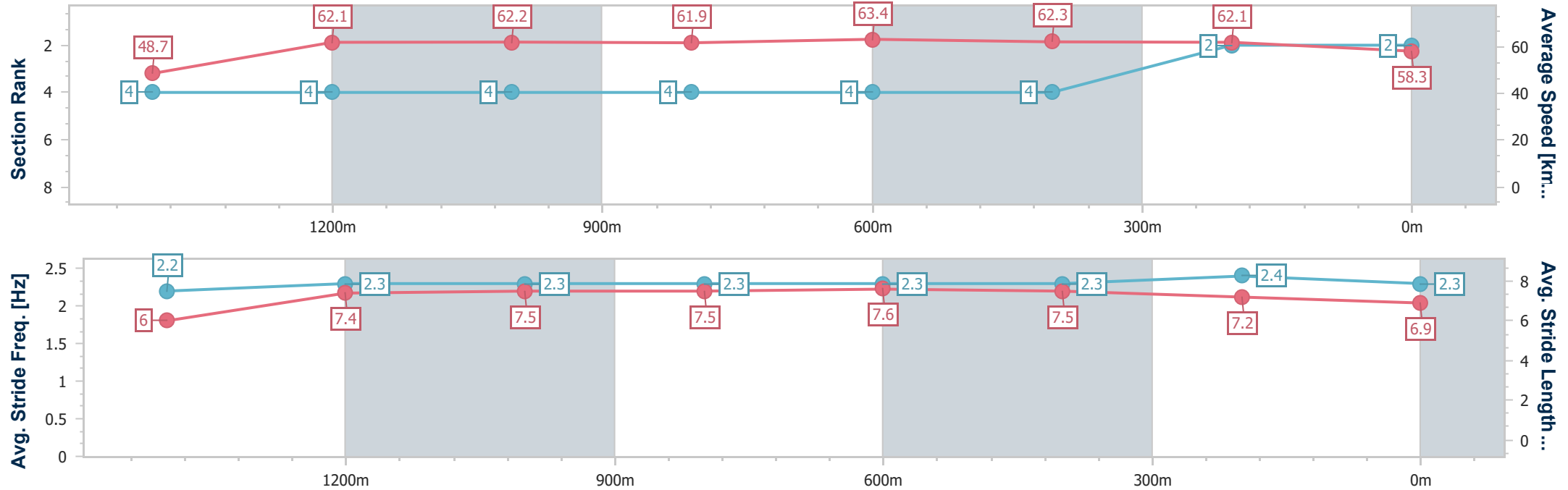
Horse/Jockey Name	Convertor
Final Rank	2
Fastest Section Time (Section)	0:11.42 (800m)
Top Speed [km/h] (Section)	64.1 (800m)
Race State	Finished



Townsville QLD Professional
Race 4: Hygain Class 3 Plate - 1609m
15 April 2025 - 15:17
Track Rating: Good 4, Weather: Fine, Rail Position: +3m 1000m-
W/Post, +1m



Section	Overall	1400m	1200m	1000m	800m	600m	400m	200m					
Section Times	1:37.51 [2] (0:15.62)	1:21.89 [4] (0:11.65)	1:10.24 [4] (0:11.58)	0:58.66 [4] (0:11.69)	0:46.97 [4] (0:11.42)	0:35.55 [4] (0:11.57)	0:23.98 [4] (0:11.65)	0:12.33 [2] (0:12.33)					
Average Speed [km/h]	48.7	62.1	62.2	61.9	63.4	62.3	62.1	58.3					
Top Speed [km/h]	61.3	63.6	63.3	63.2	64.1	63.9	63.4	60.8					
Avg. Dist. to Rail [m]	5.6	1.3	0.7	1.8	1.3	0.5	2.9	3.5					
Avg. Stride Freq. [Hz]	2.2	2.3	2.3	2.3	2.3	2.3	2.4	2.3					
Avg. Stride Length [m]	6.0	7.4	7.5	7.5	7.6	7.5	7.2	6.9					





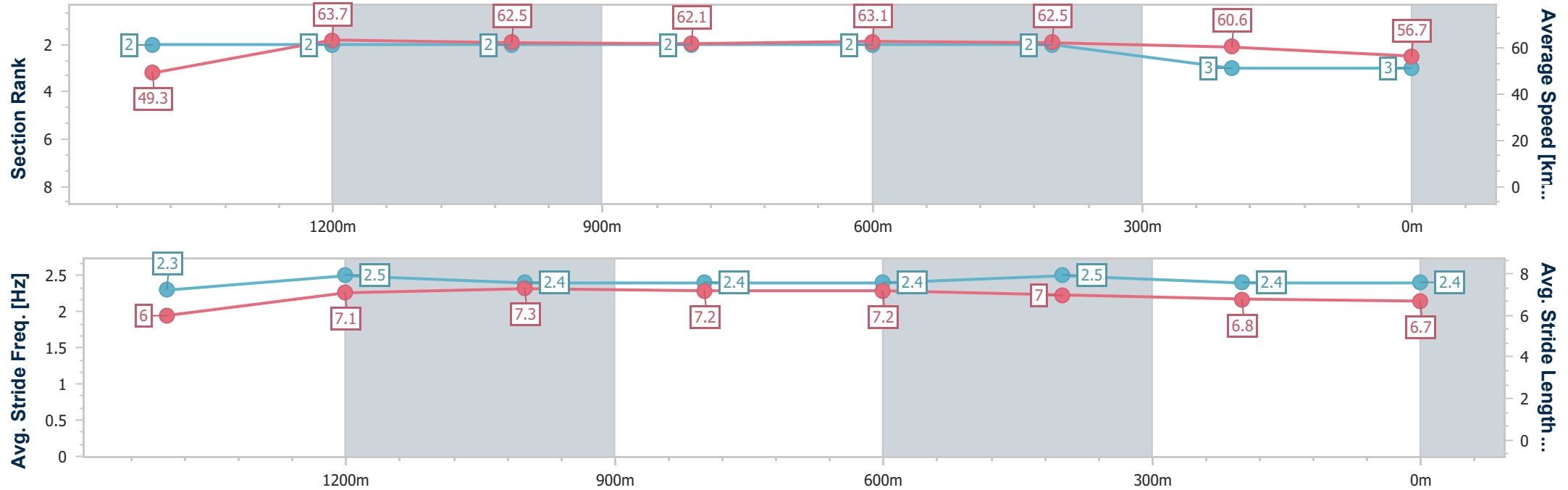
Horse/Jockey Name	Grinzinger Burg
Final Rank	3
Fastest Section Time (Section)	0:11.45 (1400m)
Top Speed [km/h] (Section)	65.0 (1400m)
Race State	Finished



Townsville QLD Professional
Race 4: Hygain Class 3 Plate - 1609m
15 April 2025 - 15:17
Track Rating: Good 4, Weather: Fine, Rail Position: +3m 1000m-
W/Post, +1m



Section	Overall	1400m	1200m	1000m	800m	600m	400m	200m					
Section Times	1:38.01 [3] (0:15.50)	1:22.51 [2] (0:11.45)	1:11.06 [2] (0:11.52)	0:59.54 [2] (0:11.72)	0:47.82 [2] (0:11.63)	0:36.19 [2] (0:11.58)	0:24.61 [2] (0:11.91)	0:12.70 [3] (0:12.70)					
Average Speed [km/h]	49.3	63.7	62.5	62.1	63.1	62.5	60.6	56.7					
Top Speed [km/h]	64.7	65.0	63.8	63.4	64.2	64.7	61.6	59.8					
Avg. Dist. to Rail [m]	7.3	4.4	1.5	2.5	3.6	1.4	0.7	0.5					
Avg. Stride Freq. [Hz]	2.3	2.5	2.4	2.4	2.4	2.5	2.4	2.4					
Avg. Stride Length [m]	6.0	7.1	7.3	7.2	7.2	7.0	6.8	6.7					





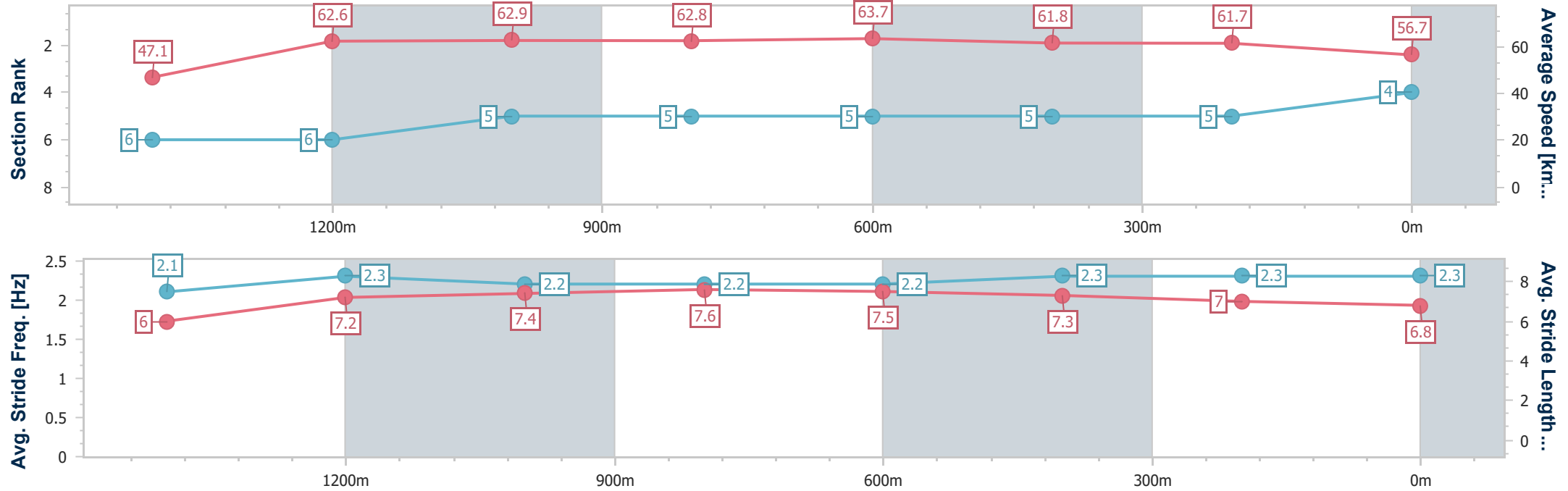
Horse/Jockey Name	Mishani Perfection
Final Rank	4
Fastest Section Time (Section)	0:11.38 (800m)
Top Speed [km/h] (Section)	64.5 (800m)
Race State	Finished



Townsville QLD Professional
Race 4: Hygain Class 3 Plate - 1609m
15 April 2025 - 15:17
Track Rating: Good 4, Weather: Fine, Rail Position: +3m 1000m-
W/Post, +1m



Section	Overall	1400m	1200m	1000m	800m	600m	400m	200m					
Section Times	1:38.24 [4] (0:16.13)	1:22.11 [6] (0:11.56)	1:10.55 [6] (0:11.43)	0:59.12 [5] (0:11.52)	0:47.60 [5] (0:11.38)	0:36.22 [5] (0:11.79)	0:24.43 [5] (0:11.75)	0:12.68 [5] (0:12.68)					
Average Speed [km/h]	47.1	62.6	62.9	62.8	63.7	61.8	61.7	56.7					
Top Speed [km/h]	62.0	63.4	63.7	64.4	64.5	62.4	62.8	59.9					
Avg. Dist. to Rail [m]	6.5	2.2	1.4	1.1	1.3	2.8	5.2	6.5					
Avg. Stride Freq. [Hz]	2.1	2.3	2.2	2.2	2.2	2.3	2.3	2.3					
Avg. Stride Length [m]	6.0	7.2	7.4	7.6	7.5	7.3	7.0	6.8					





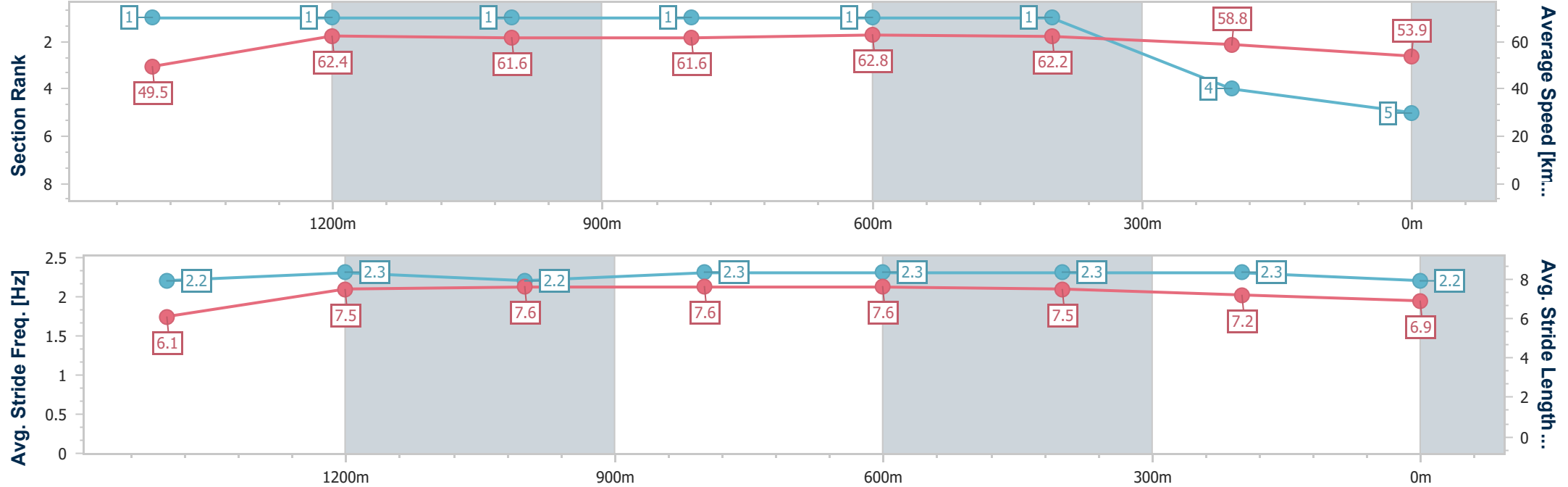
Horse/Jockey Name	Barmera
Final Rank	5
Fastest Section Time (Section)	0:11.53 (800m)
Top Speed [km/h] (Section)	63.4 (1400m)
Race State	Finished



Townsville QLD Professional
Race 4: Hygain Class 3 Plate - 1609m
15 April 2025 - 15:17
Track Rating: Good 4, Weather: Fine, Rail Position: +3m 1000m-
W/Post, +1m



Section	Overall	1400m	1200m	1000m	800m	600m	400m	200m					
Section Times	1:38.89 [5] (0:15.24)	1:23.65 [1] (0:11.55)	1:12.10 [1] (0:11.67)	1:00.43 [1] (0:11.66)	0:48.77 [1] (0:11.53)	0:37.24 [1] (0:11.64)	0:25.60 [1] (0:12.25)	0:13.35 [4] (0:13.35)					
Average Speed [km/h]	49.5	62.4	61.6	61.6	62.8	62.2	58.8	53.9					
Top Speed [km/h]	63.4	63.4	62.3	63.0	63.2	63.0	61.2	56.4					
Avg. Dist. to Rail [m]	2.5	0.8	0.7	0.8	0.8	1.2	0.4	1.0					
Avg. Stride Freq. [Hz]	2.2	2.3	2.2	2.3	2.3	2.3	2.3	2.2					
Avg. Stride Length [m]	6.1	7.5	7.6	7.6	7.6	7.5	7.2	6.9					





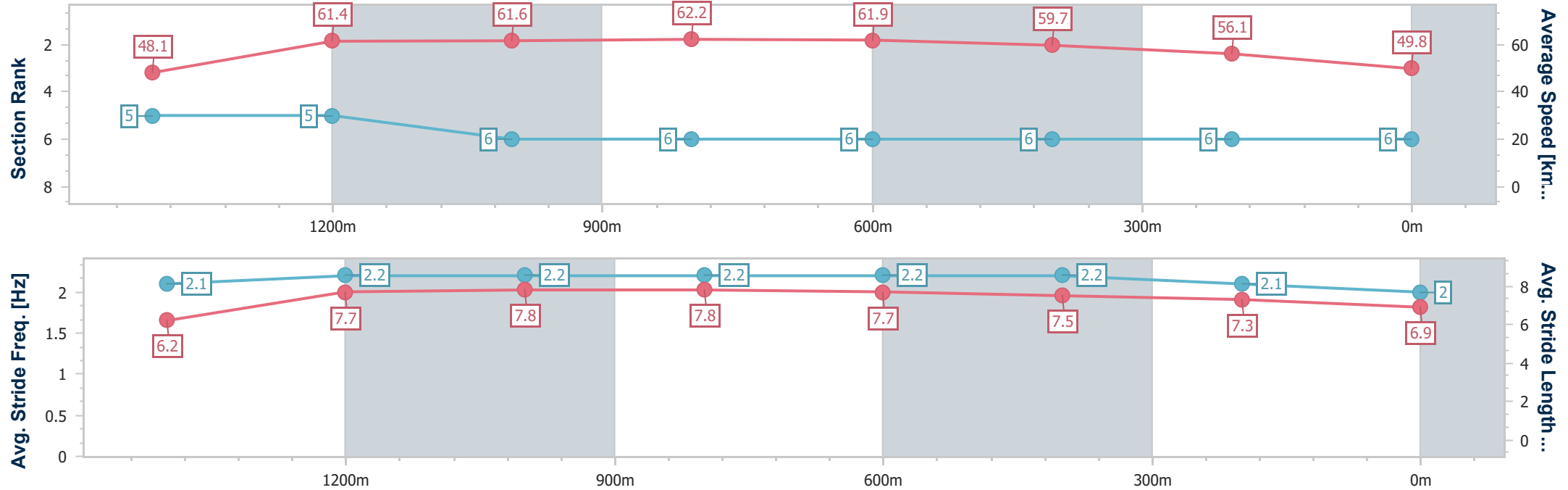
Horse/Jockey Name	Combattant De Rue
Final Rank	6
Fastest Section Time (Section)	0:11.50 (1000m)
Top Speed [km/h] (Section)	63.1 (1000m)
Race State	Finished



Townsville QLD Professional
Race 4: Hygain Class 3 Plate - 1609m
15 April 2025 - 15:17
Track Rating: Good 4, Weather: Fine, Rail Position: +3m 1000m-
W/Post, +1m



Section	Overall	1400m	1200m	1000m	800m	600m	400m	200m					
Section Times	1:41.78 [6] (0:15.79)	1:25.99 [5] (0:11.75)	1:14.24 [5] (0:11.67)	1:02.57 [6] (0:11.50)	0:51.07 [6] (0:11.62)	0:39.45 [6] (0:12.13)	0:27.32 [6] (0:12.86)	0:14.46 [6] (0:14.46)					
Average Speed [km/h]	48.1	61.4	61.6	62.2	61.9	59.7	56.1	49.8					
Top Speed [km/h]	60.5	62.4	62.5	63.1	62.7	61.4	57.8	54.1					
Avg. Dist. to Rail [m]	4.9	1.1	0.7	1.1	0.2	1.0	2.6	3.1					
Avg. Stride Freq. [Hz]	2.1	2.2	2.2	2.2	2.2	2.2	2.1	2.0					
Avg. Stride Length [m]	6.2	7.7	7.8	7.8	7.7	7.5	7.3	6.9					





Townsville QLD Professional
Race 5: Mitavite BM55 Handicap - 1400m
15 April 2025 - 15:57



Track Rating: Good 4, Weather: Fine, Rail Position: +3m 1000m-W/Post, +1m

Section						Overall	1200m	1000m	800m	600m	400m	Last 600m	
Field Times						1:22.49 (0:14.06)	1:08.43 (0:11.15)	0:57.28 (0:11.60)	0:45.68 (0:11.25)	0:34.43 (0:11.07)	0:23.36 (0:11.43)	0:34.43	
Rank	TAB	Horse/Jockey	Barrier	Top Speed [km/h]	Fastest Section								Distance Travelled [m]
1	1	TURN BIRD	1	65.8	0:11.13	1:22.49 [1]	1:07.93 [4]	0:56.61 [5]	0:45.42 [3]	0:34.29 [2]	0:23.16 [2]	0:34.29	
		Micheal McDonald		600m	800m	(0:14.56)	(0:11.32)	(0:11.19)	(0:11.13)	(0:11.13)	(0:11.27)		
2	7	HIT SNOOZE	7	66.3	0:11.07	1:22.74 [2]	1:08.68 [1]	0:57.53 [1]	0:45.93 [1]	0:34.68 [1]	0:23.61 [1]	0:34.68 -1	
		Lacey Morrison		600m	600m	(0:14.06)	(0:11.15)	(0:11.60)	(0:11.25)	(0:11.07)	(0:11.43)		
3	2	KIDSTON	5	66.5	0:11.12	1:22.76 [3]	1:07.84 [7]	0:56.49 [7]	0:45.20 [7]	0:33.98 [7]	0:22.83 [6]	0:33.98 +2	
		Graham Kliese		600m	400m	(0:14.92)	(0:11.35)	(0:11.29)	(0:11.22)	(0:11.15)	(0:11.12)		
4	6	CRAICARO	2	66.5	0:11.02	1:22.98 [4]	1:08.31 [6]	0:56.95 [6]	0:45.64 [6]	0:34.55 [5]	0:23.53 [3]	0:34.55 -3	
		Sean Cormack		600m	600m	(0:14.67)	(0:11.36)	(0:11.31)	(0:11.09)	(0:11.02)	(0:11.41)		
5	3	BUBBLES'N'FROTH	6	65.5	0:11.28	1:23.22 [5]	1:09.01 [2]	0:57.73 [2]	0:46.18 [2]	0:34.90 [4]	0:23.61 [4]	0:34.90 +2	
		Justin Stanley		600m	1200m	(0:14.21)	(0:11.28)	(0:11.55)	(0:11.28)	(0:11.29)	(0:11.55)		
6	8	ELLEVES	3	65.9	0:11.18	1:23.28 [6]	1:08.89 [3]	0:57.61 [3]	0:46.15 [4]	0:34.97 [3]	0:23.56 [5]	0:34.97 +7	
		Nathan Thomas		800m	800m	(0:14.39)	(0:11.28)	(0:11.46)	(0:11.18)	(0:11.41)	(0:11.52)		
7	5	BRAVE INTENT	4	66.1	0:11.12	1:24.23 [7]	1:09.57 [5]	0:58.45 [4]	0:46.95 [5]	0:35.66 [6]	0:24.29 [7]	0:35.66 +7	
		Amanda Thomson		1200m	1200m	(0:14.66)	(0:11.12)	(0:11.50)	(0:11.29)	(0:11.37)	(0:11.81)		

Scratched: Convertor (#4)



Townsville QLD Professional
Race 5: Mitavite BM55 Handicap - 1400m
15 April 2025 - 15:57



Track Rating: Good 4, Weather: Fine, Rail Position: +3m 1000m-W/Post, +1m

Section		200m					Last 600m		
Field Times		0:11.93 (0:11.93)					0:34.43		
Rank	TAB	Horse/Jockey	Barrier	Top Speed [km/h]	Fastest Section	Margin		Distance Travelled [m]	
1	1	TURN BIRD	1	65.8	0:11.13	0:11.89 [2]	1:22.49	0:34.29	
		Micheal McDonald		600m	800m	(0:11.89)			
2	7	HIT SNOOZE	7	66.3	0:11.07	0:12.18 [1]	1.51L	0:34.68	-1
		Lacey Morrison		600m	600m	(0:12.18)			
3	2	KIDSTON	5	66.5	0:11.12	0:11.71 [4]	1.58L	0:33.98	+2
		Graham Kliese		600m	400m	(0:11.71)			
4	6	CRAICARO	2	66.5	0:11.02	0:12.12 [3]	2.92L	0:34.55	-3
		Sean Cormack		600m	600m	(0:12.12)			
5	3	BUBBLES'N'FROTH	6	65.5	0:11.28	0:12.06 [5]	4.35L	0:34.90	+2
		Justin Stanley		600m	1200m	(0:12.06)			
6	8	ELLEVES	3	65.9	0:11.18	0:12.04 [6]	4.68L	0:34.97	+7
		Nathan Thomas		800m	800m	(0:12.04)			
7	5	BRAVE INTENT	4	66.1	0:11.12	0:12.48 [7]	10.27L	0:35.66	+7
		Amanda Thomson		1200m	1200m	(0:12.48)			

Scratched: Convertor (#4)



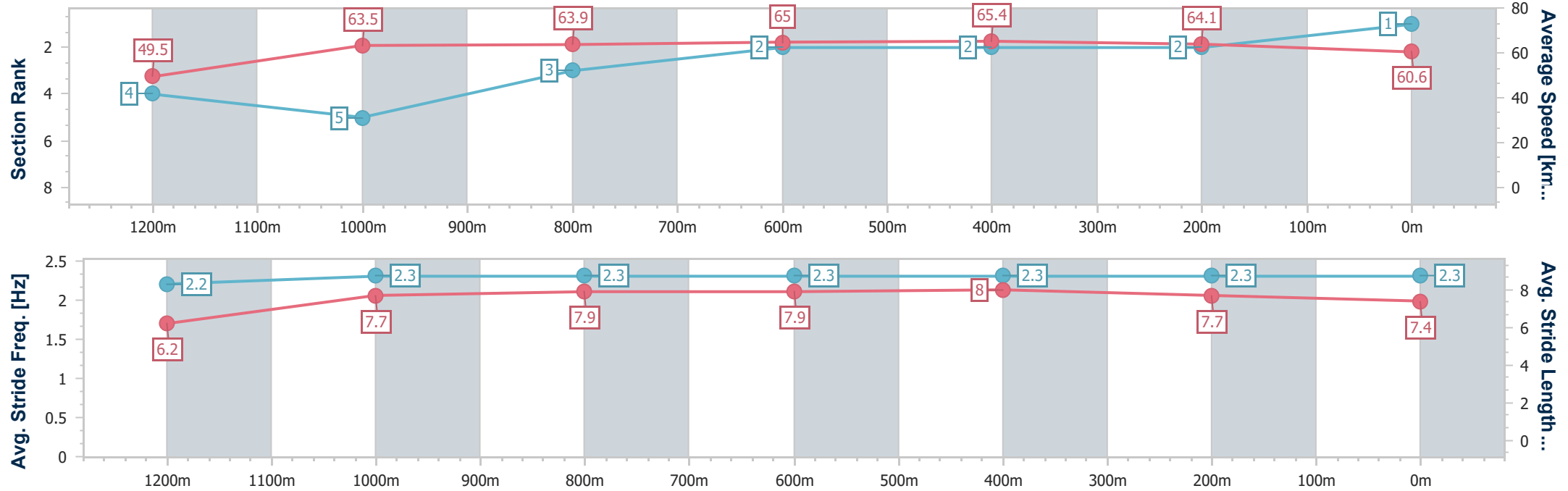
Horse/Jockey Name	Turn Bird
Final Rank	1
Fastest Section Time (Section)	0:11.13 (800m)
Top Speed [km/h] (Section)	65.8 (600m)
Race State	Finished



Townsville QLD Professional
Race 5: Mitavite BM55 Handicap - 1400m
15 April 2025 - 15:57
Track Rating: Good 4, Weather: Fine, Rail Position: +3m 1000m-
W/Post, +1m



Section	Overall	1200m	1000m	800m	600m	400m	200m						
Section Times	1:22.49 [1] (0:14.56)	1:07.93 [4] (0:11.32)	0:56.61 [5] (0:11.19)	0:45.42 [3] (0:11.13)	0:34.29 [2] (0:11.13)	0:23.16 [2] (0:11.27)	0:11.89 [2] (0:11.89)						
Average Speed [km/h]	49.5	63.5	63.9	65.0	65.4	64.1	60.6						
Top Speed [km/h]	62.3	64.5	64.5	65.5	65.8	64.9	63.7						
Avg. Dist. to Rail [m]	1.7	0.9	1.2	1.1	1.9	2.4	4.5						
Avg. Stride Freq. [Hz]	2.2	2.3	2.3	2.3	2.3	2.3	2.3						
Avg. Stride Length [m]	6.2	7.7	7.9	7.9	8.0	7.7	7.4						





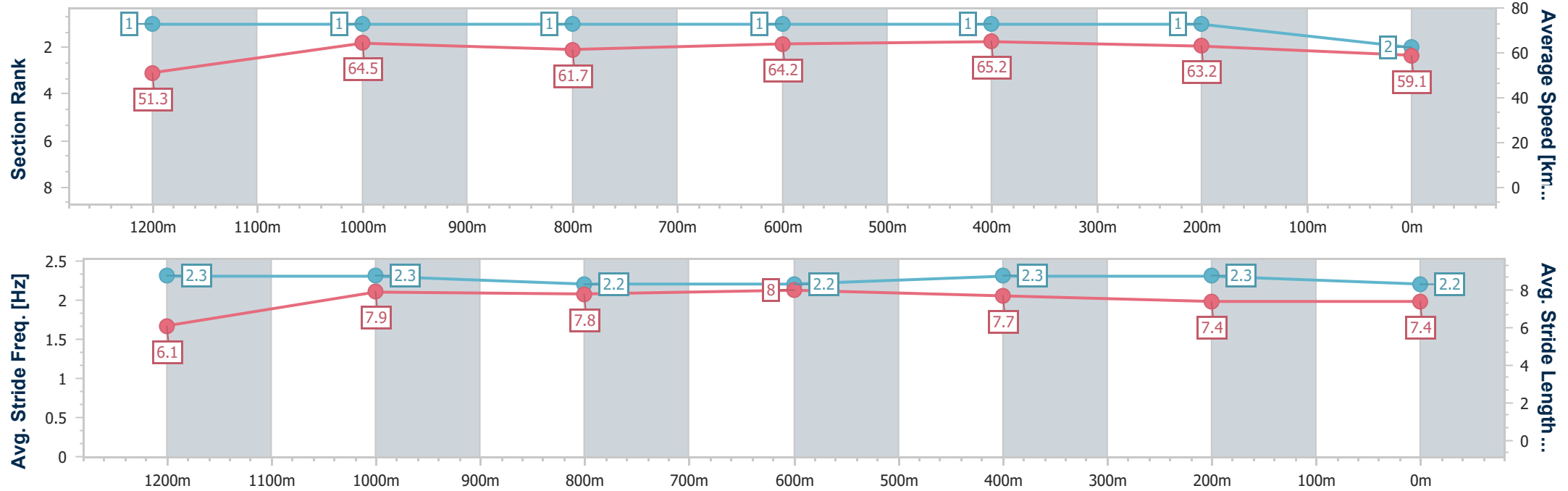
Horse/Jockey Name	Hit Snooze
Final Rank	2
Fastest Section Time (Section)	0:11.07 (600m)
Top Speed [km/h] (Section)	66.3 (600m)
Race State	Finished



Townsville QLD Professional
Race 5: Mitavite BM55 Handicap - 1400m
15 April 2025 - 15:57
Track Rating: Good 4, Weather: Fine, Rail Position: +3m 1000m-
W/Post, +1m



Section	Overall	1200m	1000m	800m	600m	400m	200m						
Section Times	1:22.74 [2] (0:14.06)	1:08.68 [1] (0:11.15)	0:57.53 [1] (0:11.60)	0:45.93 [1] (0:11.25)	0:34.68 [1] (0:11.07)	0:23.61 [1] (0:11.43)	0:12.18 [1] (0:12.18)						
Average Speed [km/h]	51.3	64.5	61.7	64.2	65.2	63.2	59.1						
Top Speed [km/h]	64.5	65.6	63.7	65.7	66.3	64.4	61.5						
Avg. Dist. to Rail [m]	6.6	0.9	1.0	0.3	0.9	1.6	2.7						
Avg. Stride Freq. [Hz]	2.3	2.3	2.2	2.2	2.3	2.3	2.2						
Avg. Stride Length [m]	6.1	7.9	7.8	8.0	7.7	7.4	7.4						





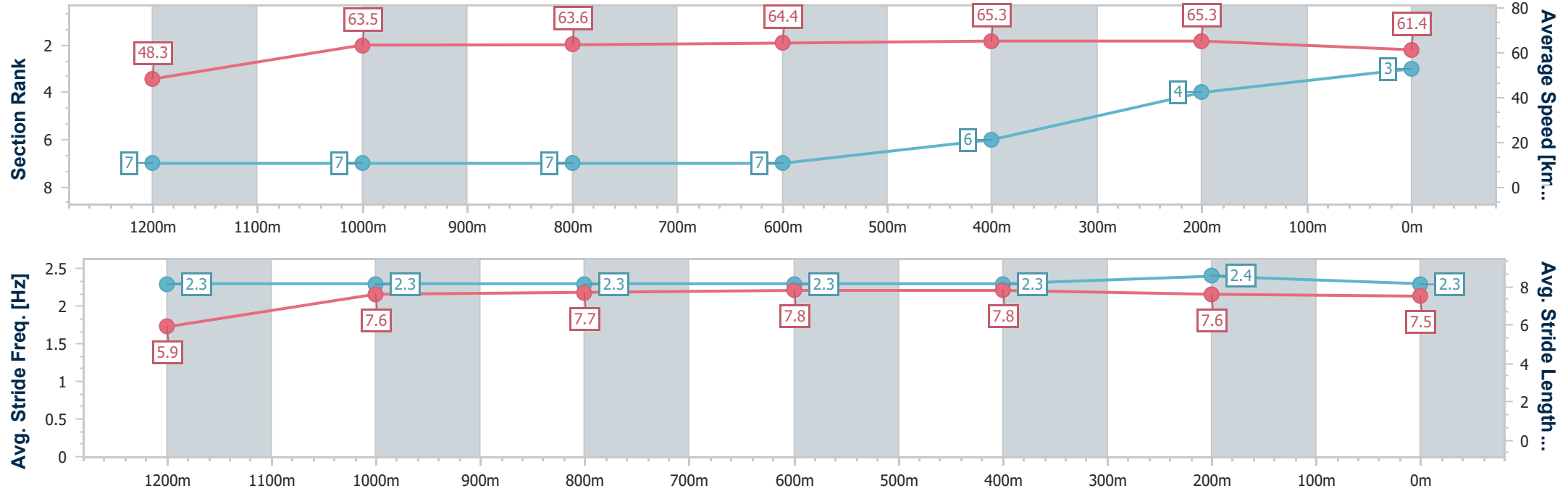
Horse/Jockey Name	Kidston
Final Rank	3
Fastest Section Time (Section)	0:11.12 (400m)
Top Speed [km/h] (Section)	66.5 (600m)
Race State	Finished



Townsville QLD Professional
Race 5: Mitavite BM55 Handicap - 1400m
15 April 2025 - 15:57
Track Rating: Good 4, Weather: Fine, Rail Position: +3m 1000m-
W/Post, +1m



Section	Overall	1200m	1000m	800m	600m	400m	200m						
Section Times	1:22.76 [3] (0:14.92)	1:07.84 [7] (0:11.35)	0:56.49 [7] (0:11.29)	0:45.20 [7] (0:11.22)	0:33.98 [7] (0:11.15)	0:22.83 [6] (0:11.12)	0:11.71 [4] (0:11.71)						
Average Speed [km/h]	48.3	63.5	63.6	64.4	65.3	65.3	61.4						
Top Speed [km/h]	63.8	65.3	64.4	66.1	66.5	66.0	64.5						
Avg. Dist. to Rail [m]	4.1	0.8	0.8	0.7	2.6	5.4	6.9						
Avg. Stride Freq. [Hz]	2.3	2.3	2.3	2.3	2.3	2.4	2.3						
Avg. Stride Length [m]	5.9	7.6	7.7	7.8	7.8	7.6	7.5						





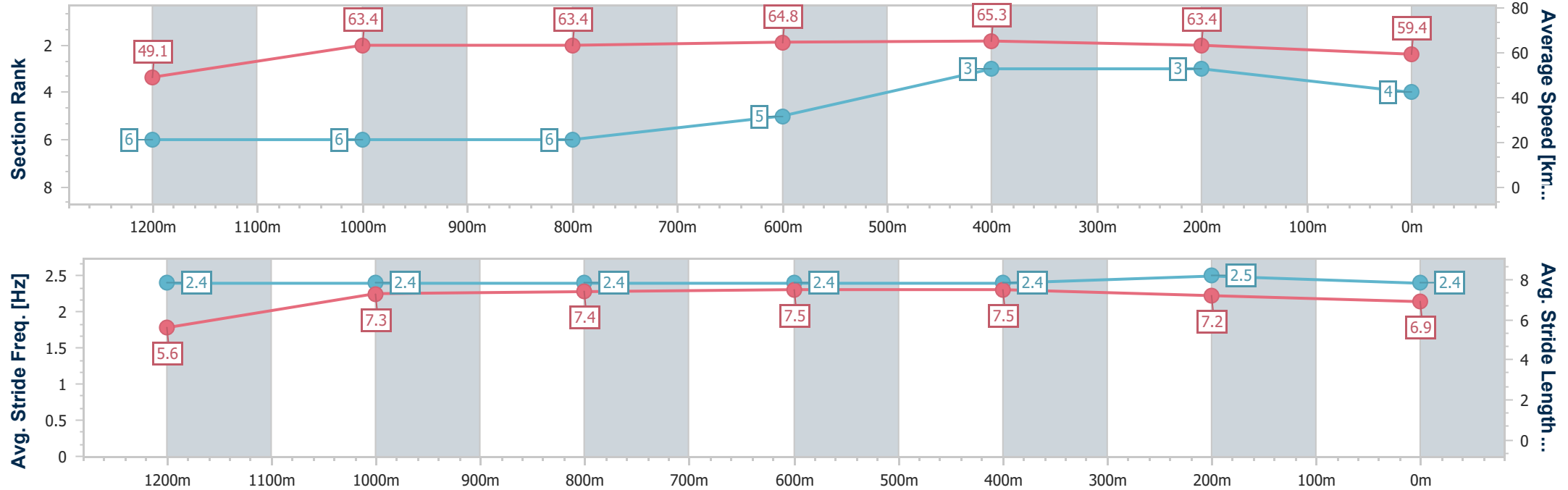
Horse/Jockey Name	Craicaro
Final Rank	4
Fastest Section Time (Section)	0:11.02 (600m)
Top Speed [km/h] (Section)	66.5 (600m)
Race State	Finished



Townsville QLD Professional
Race 5: Mitavite BM55 Handicap - 1400m
15 April 2025 - 15:57
Track Rating: Good 4, Weather: Fine, Rail Position: +3m 1000m-
W/Post, +1m



Section	Overall	1200m	1000m	800m	600m	400m	200m						
Section Times	1:22.98 [4] (0:14.67)	1:08.31 [6] (0:11.36)	0:56.95 [6] (0:11.31)	0:45.64 [6] (0:11.09)	0:34.55 [5] (0:11.02)	0:23.53 [3] (0:11.41)	0:12.12 [3] (0:12.12)						
Average Speed [km/h]	49.1	63.4	63.4	64.8	65.3	63.4	59.4						
Top Speed [km/h]	63.2	64.4	64.7	66.5	66.5	65.4	62.4						
Avg. Dist. to Rail [m]	2.1	0.6	0.8	0.5	0.3	3.1	5.7						
Avg. Stride Freq. [Hz]	2.4	2.4	2.4	2.4	2.4	2.5	2.4						
Avg. Stride Length [m]	5.6	7.3	7.4	7.5	7.5	7.2	6.9						





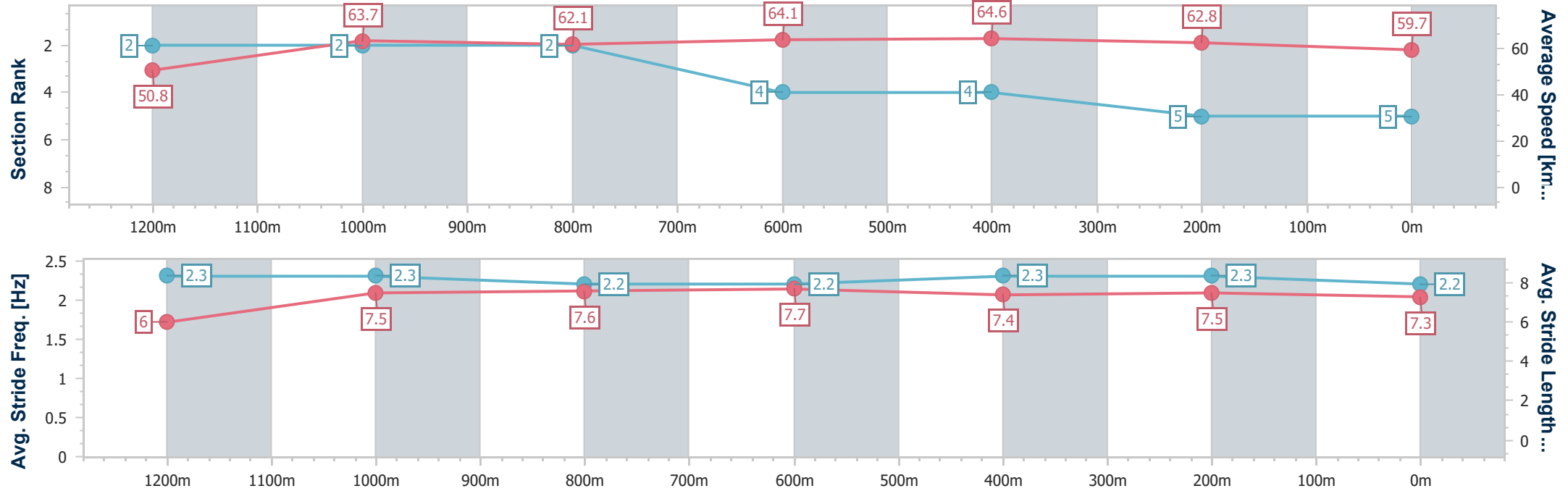
Horse/Jockey Name	Bubbles'n'froth
Final Rank	5
Fastest Section Time (Section)	0:11.28 (1200m)
Top Speed [km/h] (Section)	65.5 (600m)
Race State	Finished



Townsville QLD Professional
Race 5: Mitavite BM55 Handicap - 1400m
15 April 2025 - 15:57
Track Rating: Good 4, Weather: Fine, Rail Position: +3m 1000m-
W/Post, +1m



Section	Overall	1200m	1000m	800m	600m	400m	200m						
Section Times	1:23.22 [5] (0:14.21)	1:09.01 [2] (0:11.28)	0:57.73 [2] (0:11.55)	0:46.18 [2] (0:11.28)	0:34.90 [4] (0:11.29)	0:23.61 [4] (0:11.55)	0:12.06 [5] (0:12.06)						
Average Speed [km/h]	50.8	63.7	62.1	64.1	64.6	62.8	59.7						
Top Speed [km/h]	65.4	65.2	63.0	64.6	65.5	63.9	61.8						
Avg. Dist. to Rail [m]	6.2	0.9	0.8	0.9	2.9	4.1	5.9						
Avg. Stride Freq. [Hz]	2.3	2.3	2.2	2.2	2.3	2.3	2.2						
Avg. Stride Length [m]	6.0	7.5	7.6	7.7	7.4	7.5	7.3						





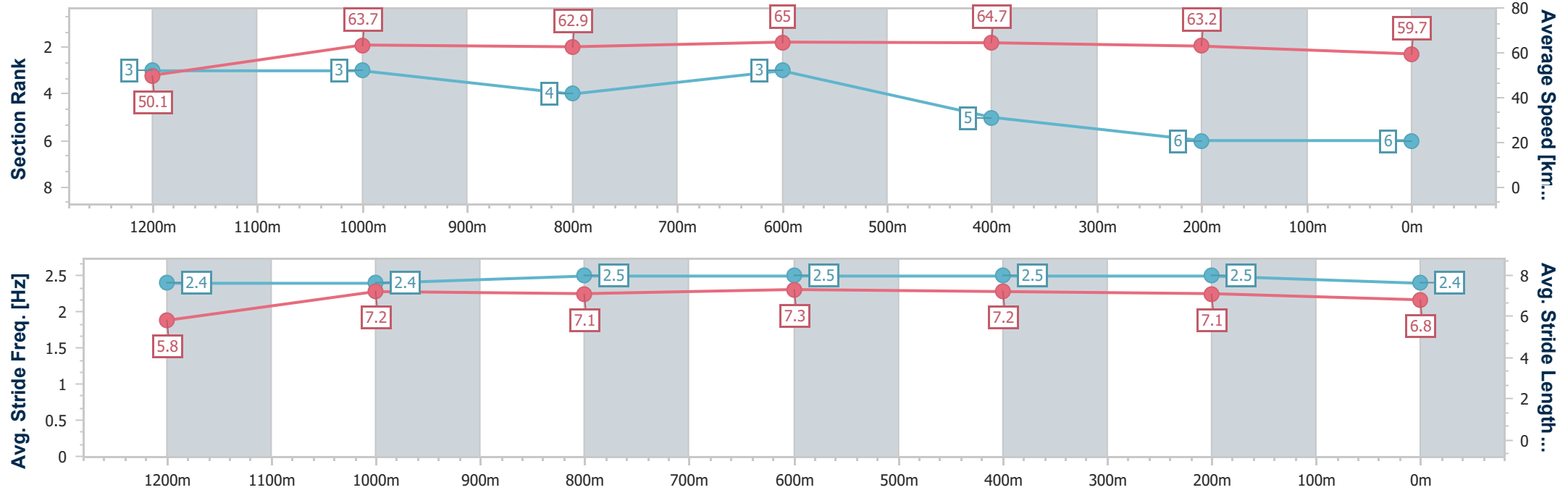
Horse/Jockey Name	Elleves
Final Rank	6
Fastest Section Time (Section)	0:11.18 (800m)
Top Speed [km/h] (Section)	65.9 (800m)
Race State	Finished



Townsville QLD Professional
Race 5: Mitavite BM55 Handicap - 1400m
15 April 2025 - 15:57
Track Rating: Good 4, Weather: Fine, Rail Position: +3m 1000m-
W/Post, +1m



Section	Overall	1200m	1000m	800m	600m	400m	200m						
Section Times	1:23.28 [6] (0:14.39)	1:08.89 [3] (0:11.28)	0:57.61 [3] (0:11.46)	0:46.15 [4] (0:11.18)	0:34.97 [3] (0:11.41)	0:23.56 [5] (0:11.52)	0:12.04 [6] (0:12.04)						
Average Speed [km/h]	50.1	63.7	62.9	65.0	64.7	63.2	59.7						
Top Speed [km/h]	63.8	64.2	63.6	65.9	65.5	65.3	62.3						
Avg. Dist. to Rail [m]	2.8	0.8	1.6	2.1	5.2	4.8	5.1						
Avg. Stride Freq. [Hz]	2.4	2.4	2.5	2.5	2.5	2.5	2.4						
Avg. Stride Length [m]	5.8	7.2	7.1	7.3	7.2	7.1	6.8						





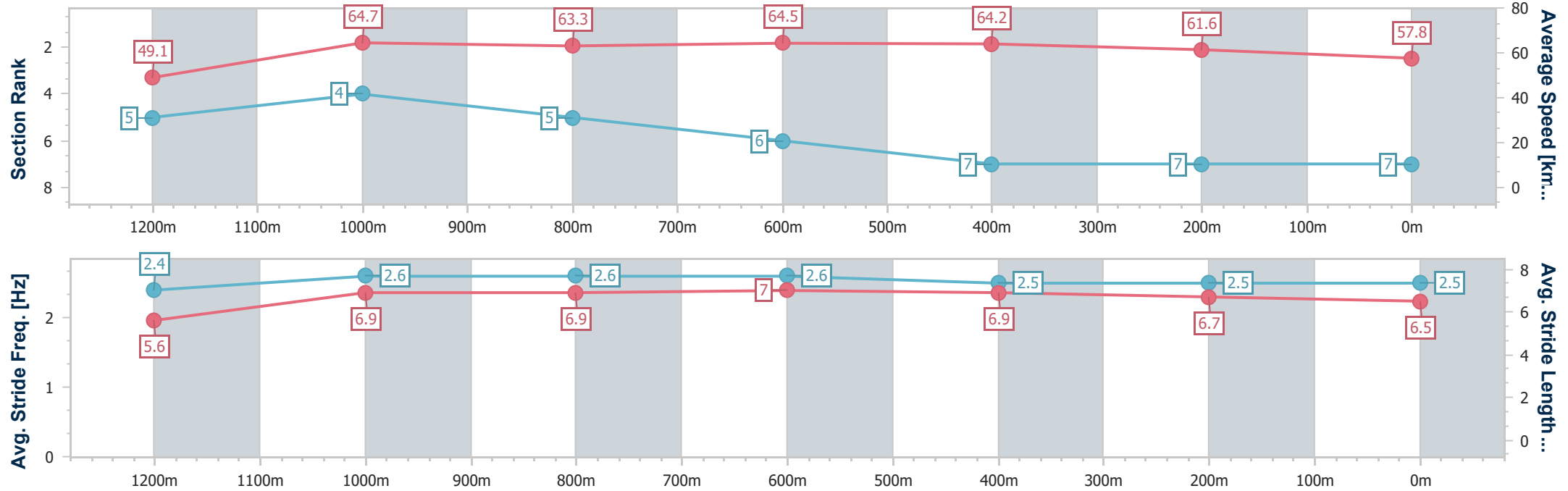
Horse/Jockey Name	Brave Intent
Final Rank	7
Fastest Section Time (Section)	0:11.12 (1200m)
Top Speed [km/h] (Section)	66.1 (1200m)
Race State	Finished



Townsville QLD Professional
Race 5: Mitavite BM55 Handicap - 1400m
15 April 2025 - 15:57
Track Rating: Good 4, Weather: Fine, Rail Position: +3m 1000m-
W/Post, +1m



Section	Overall	1200m	1000m	800m	600m	400m	200m						
Section Times	1:24.23 [7] (0:14.66)	1:09.57 [5] (0:11.12)	0:58.45 [4] (0:11.50)	0:46.95 [5] (0:11.29)	0:35.66 [6] (0:11.37)	0:24.29 [7] (0:11.81)	0:12.48 [7] (0:12.48)						
Average Speed [km/h]	49.1	64.7	63.3	64.5	64.2	61.6	57.8						
Top Speed [km/h]	63.2	66.1	64.2	65.6	65.4	63.4	58.7						
Avg. Dist. to Rail [m]	4.2	1.9	2.1	2.4	3.0	5.3	4.7						
Avg. Stride Freq. [Hz]	2.4	2.6	2.6	2.6	2.5	2.5	2.5						
Avg. Stride Length [m]	5.6	6.9	6.9	7.0	6.9	6.7	6.5						





Townsville QLD Professional
Race 6: Great Northern Brewing Co BM65 Handicap - 1200m
15 April 2025 - 16:36



Track Rating: Good 4, Weather: Fine, Rail Position: +3m 1000m-W/Post, +1m

Section		Overall				1000m	800m	600m	400m	200m	Last 600m		
Field Times		1:09.86				0:55.63	0:44.89	0:34.06	0:23.07	0:11.82	0:34.06		
		(0:14.23)				(0:10.74)	(0:10.83)	(0:10.99)	(0:11.25)	(0:11.82)			
Rank	TAB	Horse/Jockey	Barrier	Top Speed [km/h]	Fastest Section						Margin	Distance Travelled [m]	
1	3	RUBUNKAR	6	68.3	0:10.74	1:09.86 [1]	0:55.63 [1]	0:44.89 [1]	0:34.06 [1]	0:23.07 [1]	0:11.82 [1]	1:09.86	0:34.06
		Ashley Butler		1000m	1000m	(0:14.23)	(0:10.74)	(0:10.83)	(0:10.99)	(0:11.25)	(0:11.82)		
2	7	ROTH 'N' BUBBLE	1	68.5	0:10.66	1:09.95 [2]	0:55.33 [4]	0:44.39 [4]	0:33.73 [5]	0:22.75 [4]	0:11.64 [3]	0.53L	0:33.73 +1
		Lacey Morrison		600m	800m	(0:14.62)	(0:10.94)	(0:10.66)	(0:10.98)	(0:11.11)	(0:11.64)		
3	6	CHARTWELL	9	68.8	0:10.68	1:09.99 [3]	0:54.82 [10]	0:43.89 [9]	0:33.21 [9]	0:22.47 [7]	0:11.47 [4]	0.78L	0:33.21 +4
		Justin Stanley		800m	800m	(0:15.17)	(0:10.93)	(0:10.68)	(0:10.74)	(0:11.00)	(0:11.47)		
4	2	AMNESTY	2	67.9	0:10.78	1:10.27 [4]	0:55.82 [2]	0:44.94 [2]	0:34.16 [2]	0:23.29 [2]	0:12.01 [2]	2.41L	0:34.16 +2
		Sean Cormack		800m	800m	(0:14.45)	(0:10.88)	(0:10.78)	(0:10.87)	(0:11.28)	(0:12.01)		
5	8	SPIRIT OF GIVING	10	69.9	0:10.68	1:10.34 [5]	0:55.40 [8]	0:44.38 [8]	0:33.70 [6]	0:22.91 [6]	0:11.66 [6]	2.84L	0:33.70 +6
		Wanderson D'Avila		600m	800m	(0:14.94)	(0:11.02)	(0:10.68)	(0:10.79)	(0:11.25)	(0:11.66)		
6	1	JOHN JOSEPH	8	68.5	0:10.91	1:10.80 [6]	0:56.15 [5]	0:45.02 [7]	0:34.11 [8]	0:23.14 [8]	0:11.87 [8]	5.54L	0:34.11 +7
		Gabrielle Semmens		600m	800m	(0:14.65)	(0:11.13)	(0:10.91)	(0:10.97)	(0:11.27)	(0:11.87)		
7	10	LINE OF KINGS	4	69.3	0:10.56	1:10.83 [7]	0:56.07 [6]	0:45.17 [5]	0:34.61 [4]	0:23.60 [5]	0:12.15 [7]	5.75L	0:34.61 +10
		Isabella Teh		800m	800m	(0:14.76)	(0:10.90)	(0:10.56)	(0:11.01)	(0:11.45)	(0:12.15)		
8	4	STRATEGIST	7	69.2	0:10.79	1:10.86 [8]	0:55.76 [9]	0:44.74 [10]	0:33.80 [10]	0:23.01 [10]	0:11.77 [9]	5.9L	0:33.80 +4
		Amanda Thomson		600m	600m	(0:15.10)	(0:11.02)	(0:10.94)	(0:10.79)	(0:11.24)	(0:11.77)		
9	9	IRISH MIST	3	67.5	0:10.91	1:11.03 [9]	0:56.17 [7]	0:45.26 [6]	0:34.35 [7]	0:23.36 [9]	0:11.91 [10]	6.88L	0:34.35 -2
		Nathan Thomas		800m	1000m	(0:14.86)	(0:10.91)	(0:10.91)	(0:10.99)	(0:11.45)	(0:11.91)		
10	5	VANCOUVER BAY	5	68.9	0:10.70	1:11.09 [10]	0:56.61 [3]	0:45.64 [3]	0:34.94 [3]	0:23.96 [3]	0:12.45 [5]	7.27L	0:34.94 +4
		Micheal McDonald		800m	800m	(0:14.48)	(0:10.97)	(0:10.70)	(0:10.98)	(0:11.51)	(0:12.45)		



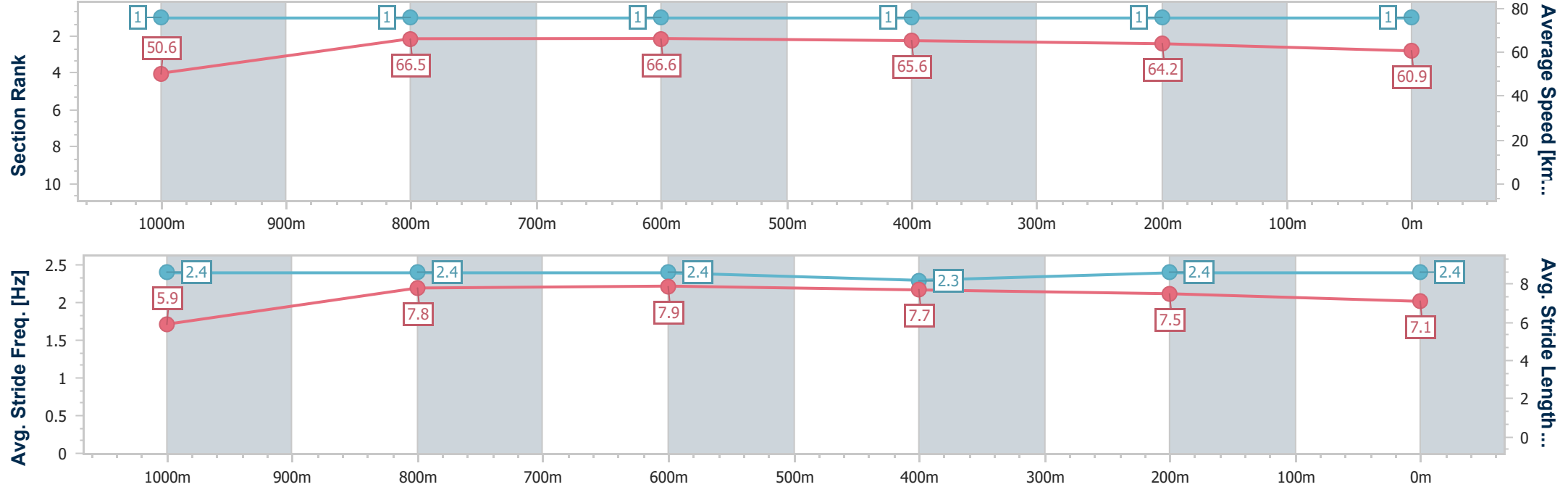
Horse/Jockey Name	Rubunkar
Final Rank	1
Fastest Section Time (Section)	0:10.74 (1000m)
Top Speed [km/h] (Section)	68.3 (1000m)
Race State	Finished



Townsville QLD Professional
Race 6: Great Northern Brewing Co BM65 Handicap - 1200m
15 April 2025 - 16:36
Track Rating: Good 4, Weather: Fine, Rail Position: +3m 1000m-
W/Post, +1m



Section	Overall	1000m	800m	600m	400m	200m							
Section Times	1:09.86 [1] (0:14.23)	0:55.63 [1] (0:10.74)	0:44.89 [1] (0:10.83)	0:34.06 [1] (0:10.99)	0:23.07 [1] (0:11.25)	0:11.82 [1] (0:11.82)							
Average Speed [km/h]	50.6	66.5	66.6	65.6	64.2	60.9							
Top Speed [km/h]	67.3	68.3	67.8	67.2	65.3	63.4							
Avg. Dist. to Rail [m]	5.7	1.6	0.4	0.8	1.5	1.3							
Avg. Stride Freq. [Hz]	2.4	2.4	2.4	2.3	2.4	2.4							
Avg. Stride Length [m]	5.9	7.8	7.9	7.7	7.5	7.1							





Horse/Jockey Name	Roth 'N' Bubble
Final Rank	2
Fastest Section Time (Section)	0:10.66 (800m)
Top Speed [km/h] (Section)	68.5 (600m)
Race State	Finished



Townsville QLD Professional

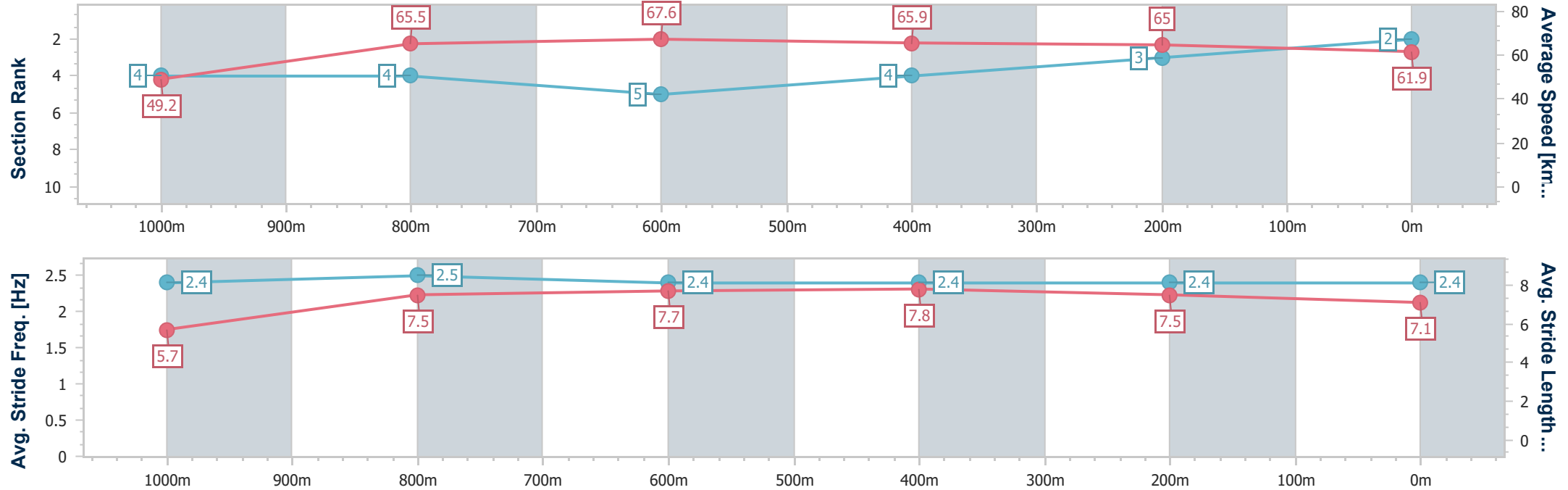
Race 6: Great Northern Brewing Co BM65 Handicap - 1200m

15 April 2025 - 16:36

Track Rating: Good 4, Weather: Fine, Rail Position: +3m 1000m-
W/Post, +1m



Section	Overall	1000m	800m	600m	400m	200m							
Section Times	1:09.95 [2] (0:14.62)	0:55.33 [4] (0:10.94)	0:44.39 [4] (0:10.66)	0:33.73 [5] (0:10.98)	0:22.75 [4] (0:11.11)	0:11.64 [3] (0:11.64)							
Average Speed [km/h]	49.2	65.5	67.6	65.9	65.0	61.9							
Top Speed [km/h]	65.6	66.7	68.5	68.5	65.6	64.4							
Avg. Dist. to Rail [m]	2.6	1.1	0.4	0.9	3.1	3.9							
Avg. Stride Freq. [Hz]	2.4	2.5	2.4	2.4	2.4	2.4							
Avg. Stride Length [m]	5.7	7.5	7.7	7.8	7.5	7.1							





Horse/Jockey Name	Chartwell
Final Rank	3
Fastest Section Time (Section)	0:10.68 (800m)
Top Speed [km/h] (Section)	68.8 (800m)
Race State	Finished



Townsville QLD Professional

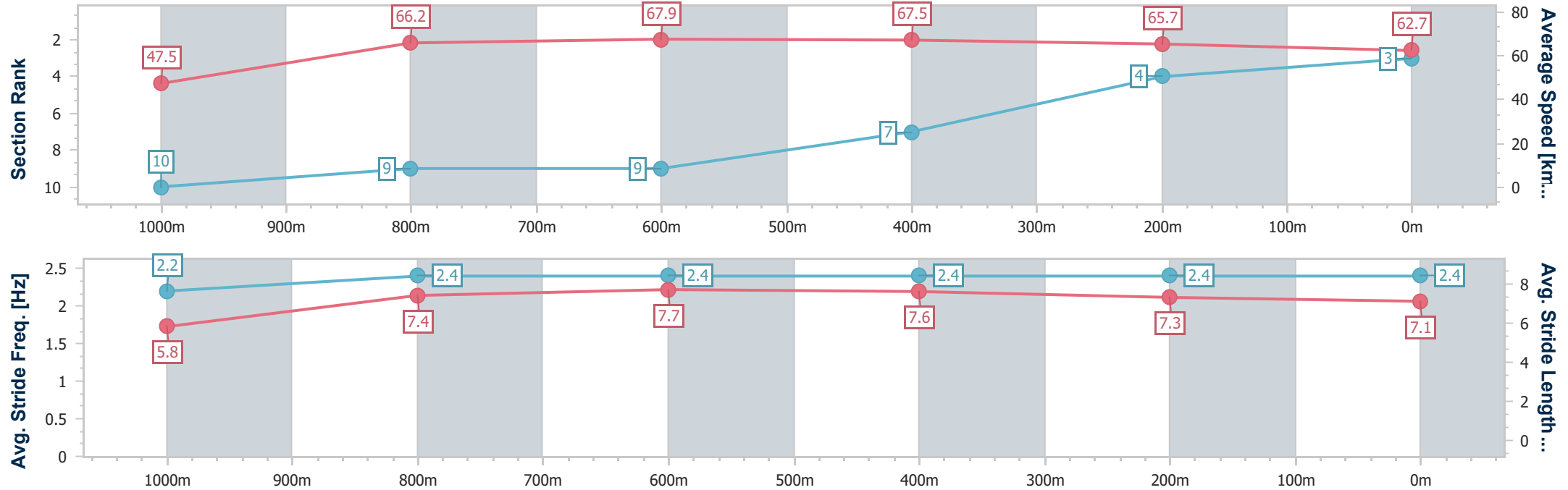
Race 6: Great Northern Brewing Co BM65 Handicap - 1200m

15 April 2025 - 16:36

Track Rating: Good 4, Weather: Fine, Rail Position: +3m 1000m-
W/Post, +1m



Section	Overall	1000m	800m	600m	400m	200m							
Section Times	1:09.99 [3] (0:15.17)	0:54.82 [10] (0:10.93)	0:43.89 [9] (0:10.68)	0:33.21 [9] (0:10.74)	0:22.47 [7] (0:11.00)	0:11.47 [4] (0:11.47)							
Average Speed [km/h]	47.5	66.2	67.9	67.5	65.7	62.7							
Top Speed [km/h]	63.0	68.3	68.8	68.6	66.7	65.3							
Avg. Dist. to Rail [m]	6.4	0.9	1.4	1.6	1.4	1.3							
Avg. Stride Freq. [Hz]	2.2	2.4	2.4	2.4	2.4	2.4							
Avg. Stride Length [m]	5.8	7.4	7.7	7.6	7.3	7.1							





Horse/Jockey Name	Amnesty
Final Rank	4
Fastest Section Time (Section)	0:10.78 (800m)
Top Speed [km/h] (Section)	67.9 (800m)
Race State	Finished



Townsville QLD Professional

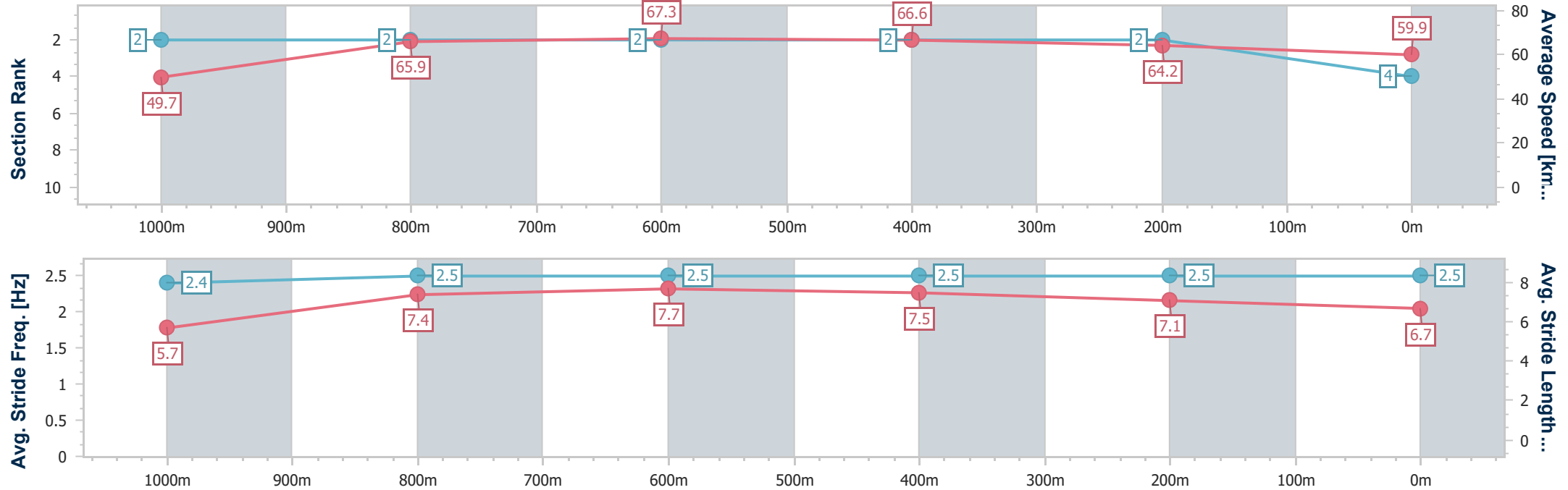
Race 6: Great Northern Brewing Co BM65 Handicap - 1200m

15 April 2025 - 16:36

Track Rating: Good 4, Weather: Fine, Rail Position: +3m 1000m-
W/Post, +1m



Section	Overall	1000m	800m	600m	400m	200m								
Section Times	1:10.27 [4] (0:14.45)	0:55.82 [2] (0:10.88)	0:44.94 [2] (0:10.78)	0:34.16 [2] (0:10.87)	0:23.29 [2] (0:11.28)	0:12.01 [2] (0:12.01)								
Average Speed [km/h]	49.7	65.9	67.3	66.6	64.2	59.9								
Top Speed [km/h]	65.6	67.3	67.9	67.2	66.0	62.7								
Avg. Dist. to Rail [m]	3.0	1.9	2.0	1.0	3.7	3.8								
Avg. Stride Freq. [Hz]	2.4	2.5	2.5	2.5	2.5	2.5								
Avg. Stride Length [m]	5.7	7.4	7.7	7.5	7.1	6.7								





Horse/Jockey Name	Spirit Of Giving
Final Rank	5
Fastest Section Time (Section)	0:10.68 (800m)
Top Speed [km/h] (Section)	69.9 (600m)
Race State	Finished



Townsville QLD Professional

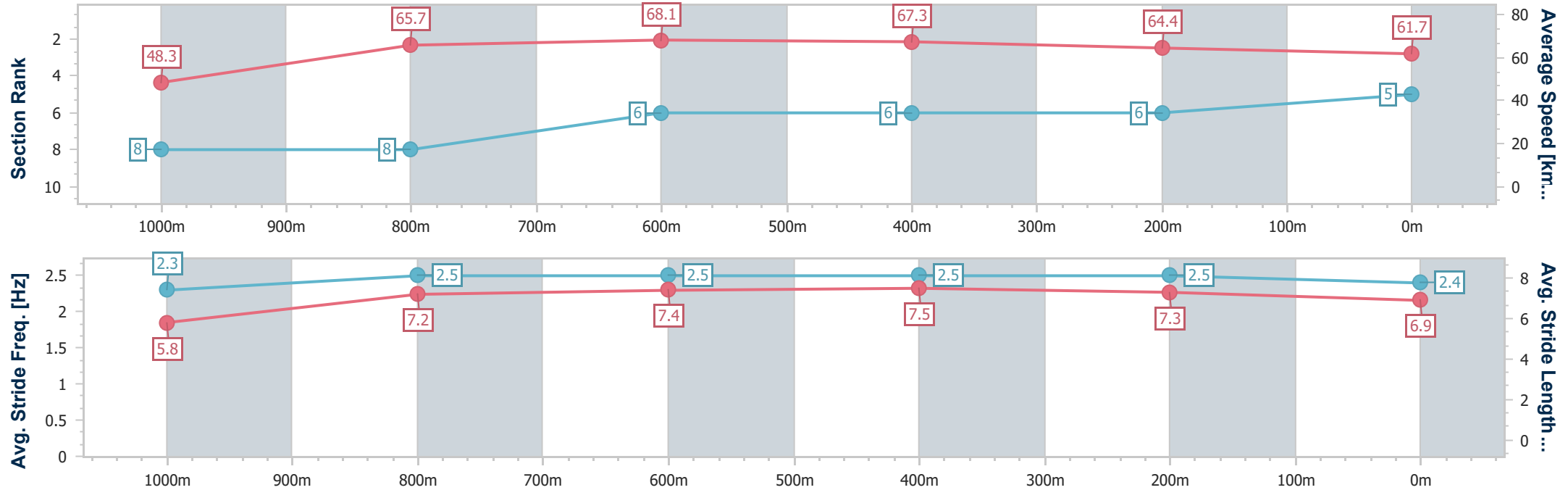
Race 6: Great Northern Brewing Co BM65 Handicap - 1200m

15 April 2025 - 16:36

Track Rating: Good 4, Weather: Fine, Rail Position: +3m 1000m-
W/Post, +1m



Section	Overall	1000m	800m	600m	400m	200m							
Section Times	1:10.34 [5] (0:14.94)	0:55.40 [8] (0:11.02)	0:44.38 [8] (0:10.68)	0:33.70 [6] (0:10.79)	0:22.91 [6] (0:11.25)	0:11.66 [6] (0:11.66)							
Average Speed [km/h]	48.3	65.7	68.1	67.3	64.4	61.7							
Top Speed [km/h]	66.6	68.1	69.1	69.9	65.8	62.9							
Avg. Dist. to Rail [m]	7.4	1.2	2.4	2.1	3.8	6.2							
Avg. Stride Freq. [Hz]	2.3	2.5	2.5	2.5	2.5	2.4							
Avg. Stride Length [m]	5.8	7.2	7.4	7.5	7.3	6.9							





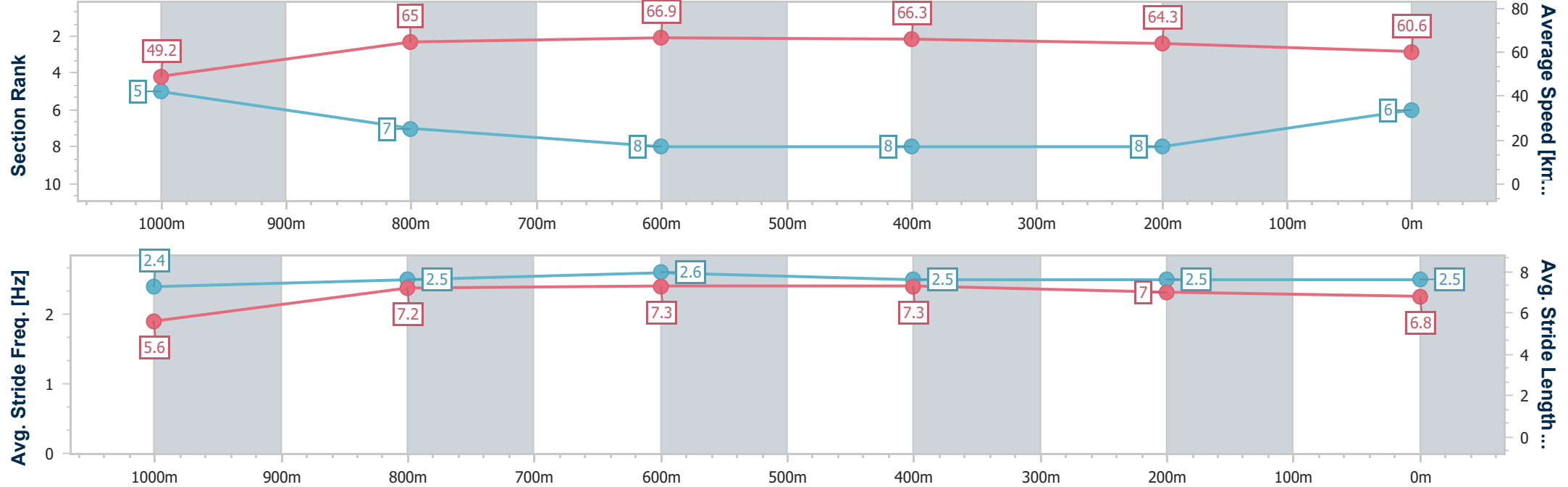
Horse/Jockey Name	John Joseph
Final Rank	6
Fastest Section Time (Section)	0:10.91 (800m)
Top Speed [km/h] (Section)	68.5 (600m)
Race State	Finished



Townsville QLD Professional
Race 6: Great Northern Brewing Co BM65 Handicap - 1200m
15 April 2025 - 16:36
Track Rating: Good 4, Weather: Fine, Rail Position: +3m 1000m-
W/Post, +1m



Section	Overall	1000m	800m	600m	400m	200m							
Section Times	1:10.80 [6] (0:14.65)	0:56.15 [5] (0:11.13)	0:45.02 [7] (0:10.91)	0:34.11 [8] (0:10.97)	0:23.14 [8] (0:11.27)	0:11.87 [8] (0:11.87)							
Average Speed [km/h]	49.2	65.0	66.9	66.3	64.3	60.6							
Top Speed [km/h]	65.7	66.1	68.1	68.5	66.4	61.9							
Avg. Dist. to Rail [m]	6.1	1.6	2.8	2.0	6.6	10.5							
Avg. Stride Freq. [Hz]	2.4	2.5	2.6	2.5	2.5	2.5							
Avg. Stride Length [m]	5.6	7.2	7.3	7.3	7.0	6.8							





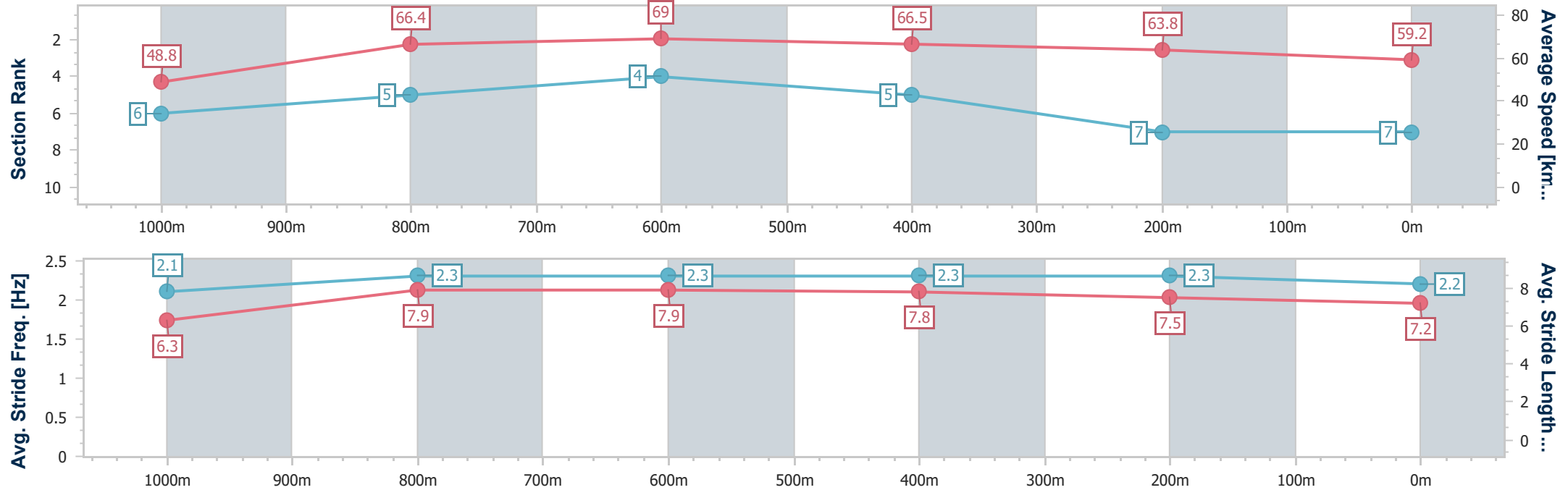
Horse/Jockey Name	Line Of Kings
Final Rank	7
Fastest Section Time (Section)	0:10.56 (800m)
Top Speed [km/h] (Section)	69.3 (800m)
Race State	Finished



Townsville QLD Professional
Race 6: Great Northern Brewing Co BM65 Handicap - 1200m
15 April 2025 - 16:36
Track Rating: Good 4, Weather: Fine, Rail Position: +3m 1000m-
W/Post, +1m



Section	Overall	1000m	800m	600m	400m	200m							
Section Times	1:10.83 [7] (0:14.76)	0:56.07 [6] (0:10.90)	0:45.17 [5] (0:10.56)	0:34.61 [4] (0:11.01)	0:23.60 [5] (0:11.45)	0:12.15 [7] (0:12.15)							
Average Speed [km/h]	48.8	66.4	69.0	66.5	63.8	59.2							
Top Speed [km/h]	65.3	67.7	69.3	68.1	65.4	61.8							
Avg. Dist. to Rail [m]	4.0	1.6	2.6	3.6	8.7	10.6							
Avg. Stride Freq. [Hz]	2.1	2.3	2.3	2.3	2.3	2.2							
Avg. Stride Length [m]	6.3	7.9	7.9	7.8	7.5	7.2							





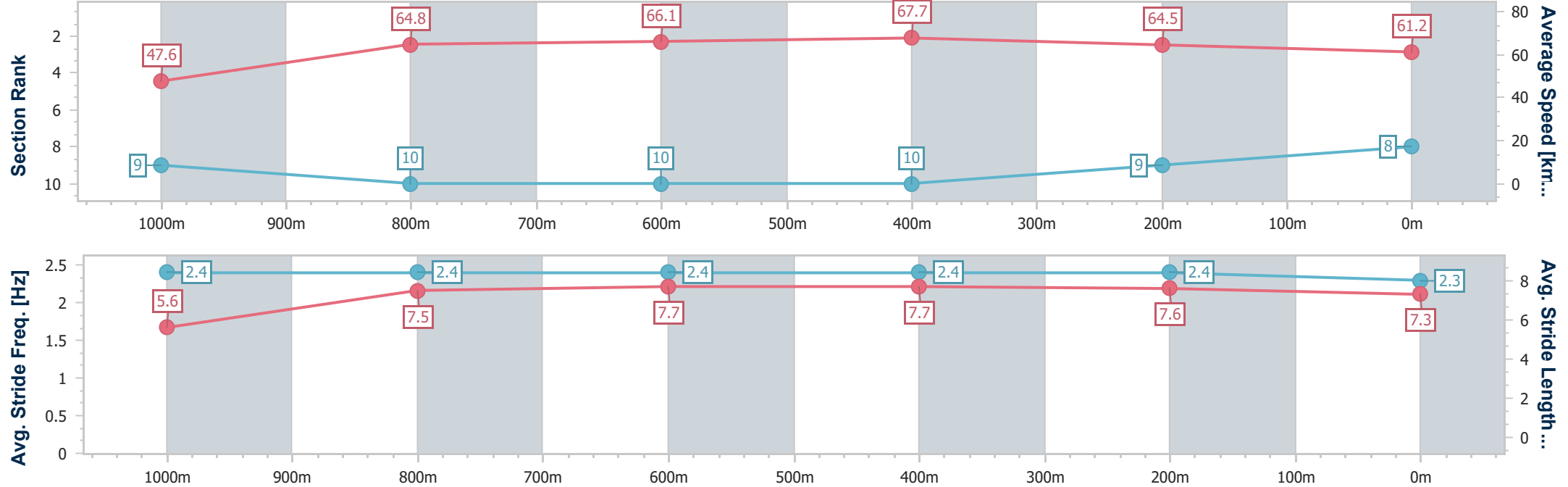
Horse/Jockey Name	Strategist
Final Rank	8
Fastest Section Time (Section)	0:10.79 (600m)
Top Speed [km/h] (Section)	69.2 (600m)
Race State	Finished



Townsville QLD Professional
Race 6: Great Northern Brewing Co BM65 Handicap - 1200m
15 April 2025 - 16:36
Track Rating: Good 4, Weather: Fine, Rail Position: +3m 1000m-
W/Post, +1m



Section	Overall	1000m	800m	600m	400m	200m							
Section Times	1:10.86 [8] (0:15.10)	0:55.76 [9] (0:11.02)	0:44.74 [10] (0:10.94)	0:33.80 [10] (0:10.79)	0:23.01 [10] (0:11.24)	0:11.77 [9] (0:11.77)							
Average Speed [km/h]	47.6	64.8	66.1	67.7	64.5	61.2							
Top Speed [km/h]	64.4	66.7	68.4	69.2	66.7	63.1							
Avg. Dist. to Rail [m]	5.0	1.6	1.2	2.7	5.9	6.6							
Avg. Stride Freq. [Hz]	2.4	2.4	2.4	2.4	2.4	2.3							
Avg. Stride Length [m]	5.6	7.5	7.7	7.7	7.6	7.3							





Horse/Jockey Name	Irish Mist
Final Rank	9
Fastest Section Time (Section)	0:10.91 (1000m)
Top Speed [km/h] (Section)	67.5 (800m)
Race State	Finished



Townsville QLD Professional

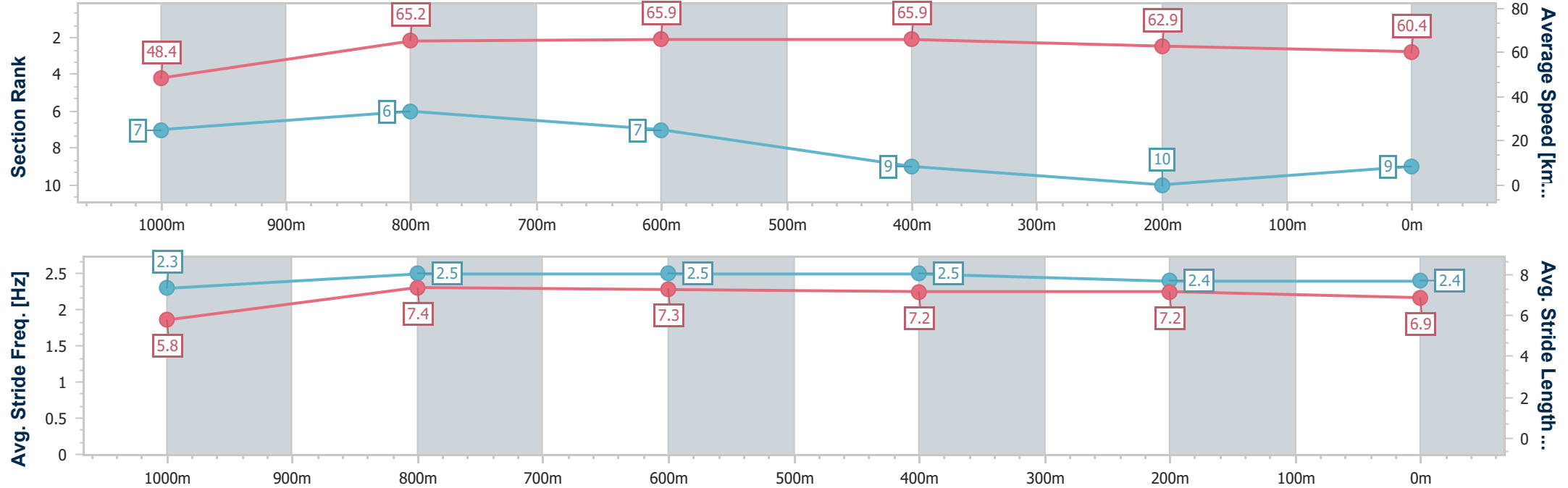
Race 6: Great Northern Brewing Co BM65 Handicap - 1200m

15 April 2025 - 16:36

Track Rating: Good 4, Weather: Fine, Rail Position: +3m 1000m-
W/Post, +1m



Section	Overall	1000m	800m	600m	400m	200m							
Section Times	1:11.03 [9] (0:14.86)	0:56.17 [7] (0:10.91)	0:45.26 [6] (0:10.91)	0:34.35 [7] (0:10.99)	0:23.36 [9] (0:11.45)	0:11.91 [10] (0:11.91)							
Average Speed [km/h]	48.4	65.2	65.9	65.9	62.9	60.4							
Top Speed [km/h]	66.3	66.7	67.5	67.4	65.5	62.8							
Avg. Dist. to Rail [m]	2.9	2.3	0.7	1.0	1.2	1.9							
Avg. Stride Freq. [Hz]	2.3	2.5	2.5	2.5	2.4	2.4							
Avg. Stride Length [m]	5.8	7.4	7.3	7.2	7.2	6.9							





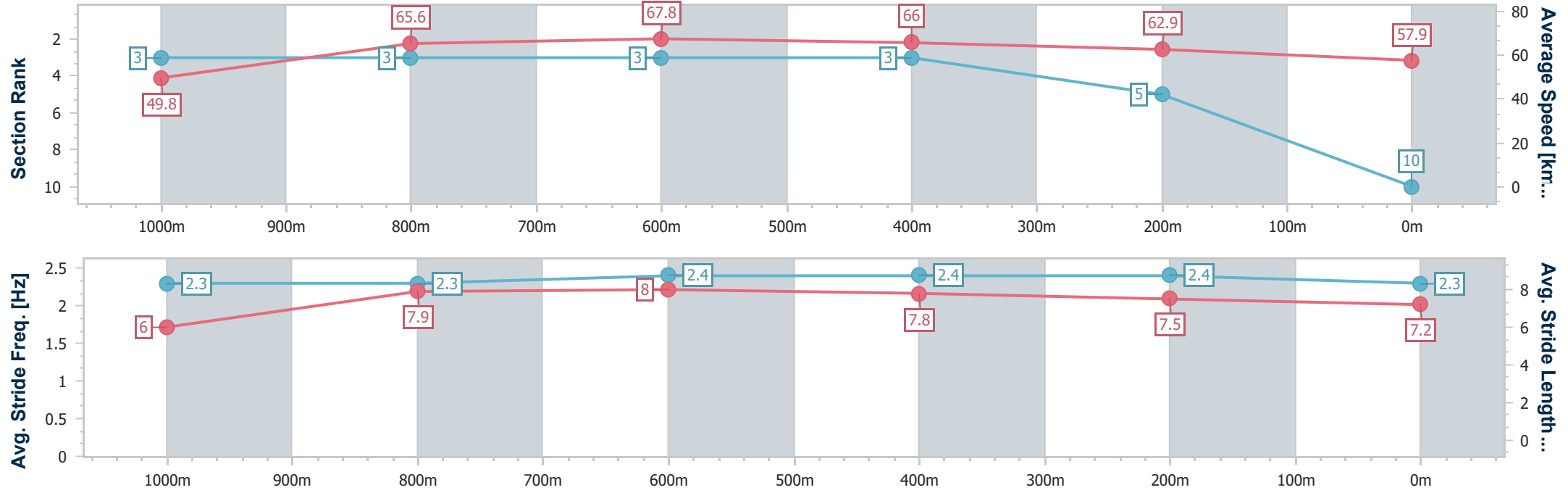
Horse/Jockey Name	Vancouver Bay
Final Rank	10
Fastest Section Time (Section)	0:10.70 (800m)
Top Speed [km/h] (Section)	68.9 (800m)
Race State	Finished



Townsville QLD Professional
Race 6: Great Northern Brewing Co BM65 Handicap - 1200m
15 April 2025 - 16:36
Track Rating: Good 4, Weather: Fine, Rail Position: +3m 1000m-
W/Post, +1m



Section	Overall	1000m	800m	600m	400m	200m							
Section Times	1:11.09 [10] (0:14.48)	0:56.61 [3] (0:10.97)	0:45.64 [3] (0:10.70)	0:34.94 [3] (0:10.98)	0:23.96 [3] (0:11.51)	0:12.45 [5] (0:12.45)							
Average Speed [km/h]	49.8	65.6	67.8	66.0	62.9	57.9							
Top Speed [km/h]	65.6	66.9	68.9	68.1	65.0	60.6							
Avg. Dist. to Rail [m]	5.0	1.1	1.3	1.2	5.1	5.6							
Avg. Stride Freq. [Hz]	2.3	2.3	2.4	2.4	2.4	2.3							
Avg. Stride Length [m]	6.0	7.9	8.0	7.8	7.5	7.2							





Townsville QLD Professional
Race 7: Cluden Park On Course Stables Handicap - 1200m
15 April 2025 - 17:12



Track Rating: Good 4, Weather: Fine, Rail Position: +3m 1000m-W/Post, +1m

Section		Overall				1000m	800m	600m	400m	200m	Last 600m		
Field Times		1:09.39				0:55.03	0:44.03	0:33.13	0:22.16	0:11.40	0:33.13		
		(0:14.36)				(0:11.00)	(0:10.90)	(0:10.97)	(0:10.76)	(0:11.40)			
Rank	TAB	Horse/Jockey	Barrier	Top Speed [km/h]	Fastest Section						Margin	Distance Travelled [m]	
1	2	INCHING CLOSER	8	67.8	0:10.76	1:09.39 [1]	0:55.02 [2]	0:43.97 [2]	0:33.10 [2]	0:22.16 [1]	0:11.40 [1]	1:09.39	0:33.10
		Gabrielle Semmens		800m	400m	(0:14.37)	(0:11.05)	(0:10.87)	(0:10.94)	(0:10.76)	(0:11.40)		
2	9	CROWNING MOMENT	4	67.1	0:10.88	1:09.58 [2]	0:54.96 [4]	0:44.01 [4]	0:33.10 [4]	0:22.16 [5]	0:11.28 [2]	1.11L	0:33.10 -3
		Sean Cormack		400m	400m	(0:14.62)	(0:10.95)	(0:10.91)	(0:10.94)	(0:10.88)	(0:11.28)		
3	10	TYCOON BEAU	1	67.8	0:10.80	1:09.84 [3]	0:54.88 [8]	0:43.95 [7]	0:33.12 [7]	0:22.16 [7]	0:11.36 [4]	2.68L	0:33.12 -3
		Wanderson D'Avila		800m	400m	(0:14.96)	(0:10.93)	(0:10.83)	(0:10.96)	(0:10.80)	(0:11.36)		
4	5	SWEET KISSES	3	67.9	0:10.77	1:10.15 [4]	0:54.90 [10]	0:43.91 [9]	0:33.14 [9]	0:22.20 [10]	0:11.36 [9]	4.48L	0:33.14 -2
		Justin Stanley		800m	800m	(0:15.25)	(0:10.99)	(0:10.77)	(0:10.94)	(0:10.84)	(0:11.36)		
5	6	STICK TO YOUR GUNS	5	68.4	0:10.76	1:10.23 [5]	0:55.30 [7]	0:44.46 [6]	0:33.57 [6]	0:22.81 [4]	0:11.78 [3]	4.96L	0:33.57 -1
		Denicious Smith		800m	600m	(0:14.93)	(0:10.84)	(0:10.89)	(0:10.76)	(0:11.03)	(0:11.78)		
6	1	PRIME RULER	2	68.8	0:10.86	1:10.41 [6]	0:55.51 [6]	0:44.41 [8]	0:33.55 [8]	0:22.63 [8]	0:11.65 [8]	6.04L	0:33.55 +1
		Aidan Holt		800m	800m	(0:14.90)	(0:11.10)	(0:10.86)	(0:10.92)	(0:10.98)	(0:11.65)		
7	7	MISS SEATTLE	7	66.8	0:10.87	1:10.42 [7]	0:55.77 [5]	0:44.79 [5]	0:33.92 [5]	0:22.95 [6]	0:11.74 [7]	6.07L	0:33.92 -1
		Lacey Morrison		800m	800m	(0:14.65)	(0:10.98)	(0:10.87)	(0:10.97)	(0:11.21)	(0:11.74)		
8	8	CHOIR BOY	9	67.2	0:10.90	1:10.46 [8]	0:56.10 [1]	0:45.10 [1]	0:34.20 [1]	0:23.22 [2]	0:11.97 [5]	6.32L	0:34.20 +0
		Nathan Thomas		800m	800m	(0:14.36)	(0:11.00)	(0:10.90)	(0:10.98)	(0:11.25)	(0:11.97)		
9	3	FAMILY STAR	10	67.5	0:10.93	1:10.74 [9]	0:56.23 [3]	0:45.28 [3]	0:34.33 [3]	0:23.40 [3]	0:12.23 [6]	7.95L	0:34.33 +2
		Ashley Butler		600m	600m	(0:14.51)	(0:10.95)	(0:10.95)	(0:10.93)	(0:11.17)	(0:12.23)		
10	4	STATS	6	68.5	0:10.73	1:10.75 [10]	0:55.57 [9]	0:44.42 [10]	0:33.61 [10]	0:22.88 [9]	0:11.89 [10]	8L	0:33.61 +1
		Graham Kliese		800m	600m	(0:15.18)	(0:11.15)	(0:10.81)	(0:10.73)	(0:10.99)	(0:11.89)		



Horse/Jockey Name	Inching Closer
Final Rank	1
Fastest Section Time (Section)	0:10.76 (400m)
Top Speed [km/h] (Section)	67.8 (800m)
Race State	Finished



Townsville QLD Professional

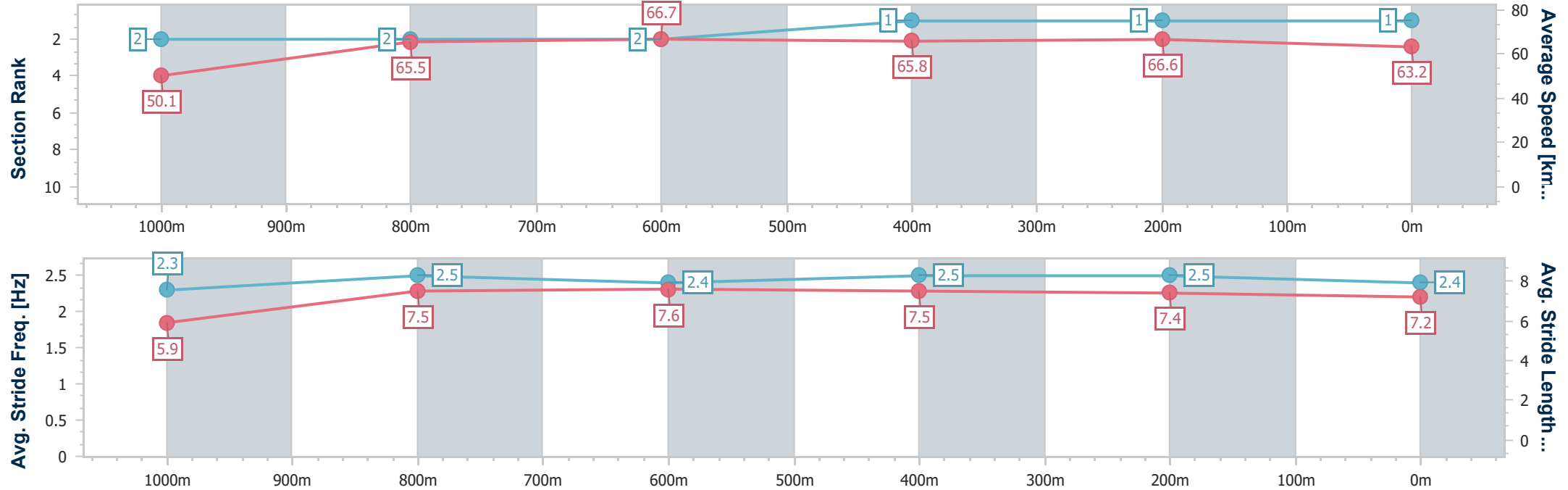
Race 7: Cluden Park On Course Stables Handicap - 1200m

15 April 2025 - 17:12

Track Rating: Good 4, Weather: Fine, Rail Position: +3m 1000m-
W/Post, +1m



Section	Overall	1000m	800m	600m	400m	200m							
Section Times	1:09.39 [1] (0:14.37)	0:55.02 [2] (0:11.05)	0:43.97 [2] (0:10.87)	0:33.10 [2] (0:10.94)	0:22.16 [1] (0:10.76)	0:11.40 [1] (0:11.40)							
Average Speed [km/h]	50.1	65.5	66.7	65.8	66.6	63.2							
Top Speed [km/h]	65.3	67.1	67.8	66.2	67.0	65.5							
Avg. Dist. to Rail [m]	5.1	1.6	1.2	0.8	1.2	1.5							
Avg. Stride Freq. [Hz]	2.3	2.5	2.4	2.5	2.5	2.4							
Avg. Stride Length [m]	5.9	7.5	7.6	7.5	7.4	7.2							





Horse/Jockey Name	Crowning Moment
Final Rank	2
Fastest Section Time (Section)	0:10.88 (400m)
Top Speed [km/h] (Section)	67.1 (400m)
Race State	Finished



Townsville QLD Professional

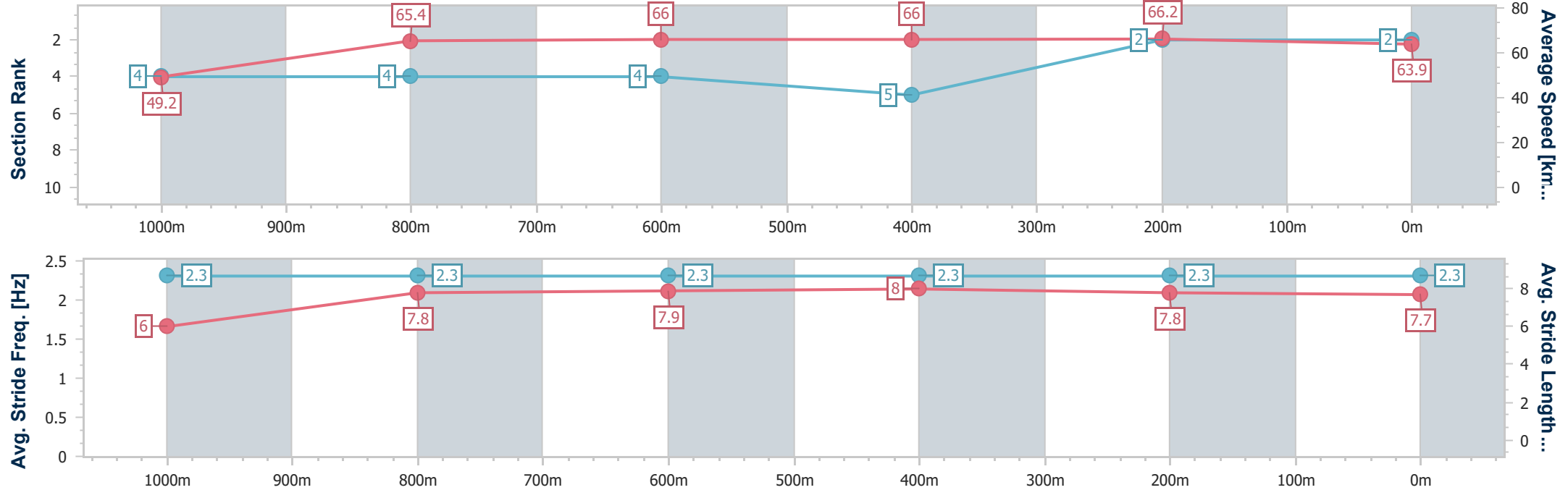
Race 7: Cluden Park On Course Stables Handicap - 1200m

15 April 2025 - 17:12

Track Rating: Good 4, Weather: Fine, Rail Position: +3m 1000m-
W/Post, +1m



Section	Overall	1000m	800m	600m	400m	200m							
Section Times	1:09.58 [2] (0:14.62)	0:54.96 [4] (0:10.95)	0:44.01 [4] (0:10.91)	0:33.10 [4] (0:10.94)	0:22.16 [5] (0:10.88)	0:11.28 [2] (0:11.28)							
Average Speed [km/h]	49.2	65.4	66.0	66.0	66.2	63.9							
Top Speed [km/h]	65.6	66.7	67.1	67.0	67.1	66.1							
Avg. Dist. to Rail [m]	3.7	1.3	0.6	0.4	0.8	0.5							
Avg. Stride Freq. [Hz]	2.3	2.3	2.3	2.3	2.3	2.3							
Avg. Stride Length [m]	6.0	7.8	7.9	8.0	7.8	7.7							





Horse/Jockey Name	Tycoon Beau
Final Rank	3
Fastest Section Time (Section)	0:10.80 (400m)
Top Speed [km/h] (Section)	67.8 (800m)
Race State	Finished



Townsville QLD Professional

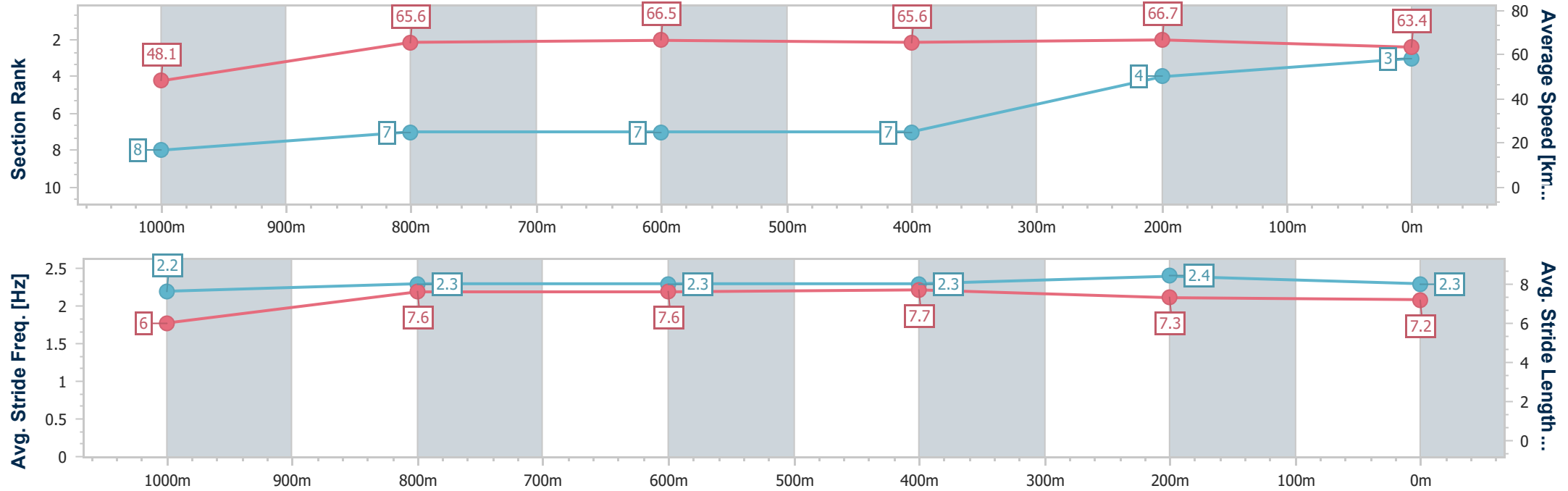
Race 7: Cluden Park On Course Stables Handicap - 1200m

15 April 2025 - 17:12

Track Rating: Good 4, Weather: Fine, Rail Position: +3m 1000m-
W/Post, +1m



Section	Overall	1000m	800m	600m	400m	200m							
Section Times	1:09.84 [3] (0:14.96)	0:54.88 [8] (0:10.93)	0:43.95 [7] (0:10.83)	0:33.12 [7] (0:10.96)	0:22.16 [7] (0:10.80)	0:11.36 [4] (0:11.36)							
Average Speed [km/h]	48.1	65.6	66.5	65.6	66.7	63.4							
Top Speed [km/h]	64.6	66.2	67.8	66.4	67.6	66.0							
Avg. Dist. to Rail [m]	3.2	0.8	0.1	0.3	0.4	0.7							
Avg. Stride Freq. [Hz]	2.2	2.3	2.3	2.3	2.4	2.3							
Avg. Stride Length [m]	6.0	7.6	7.6	7.7	7.3	7.2							





Horse/Jockey Name	Sweet Kisses
Final Rank	4
Fastest Section Time (Section)	0:10.77 (800m)
Top Speed [km/h] (Section)	67.9 (800m)
Race State	Finished



Townsville QLD Professional

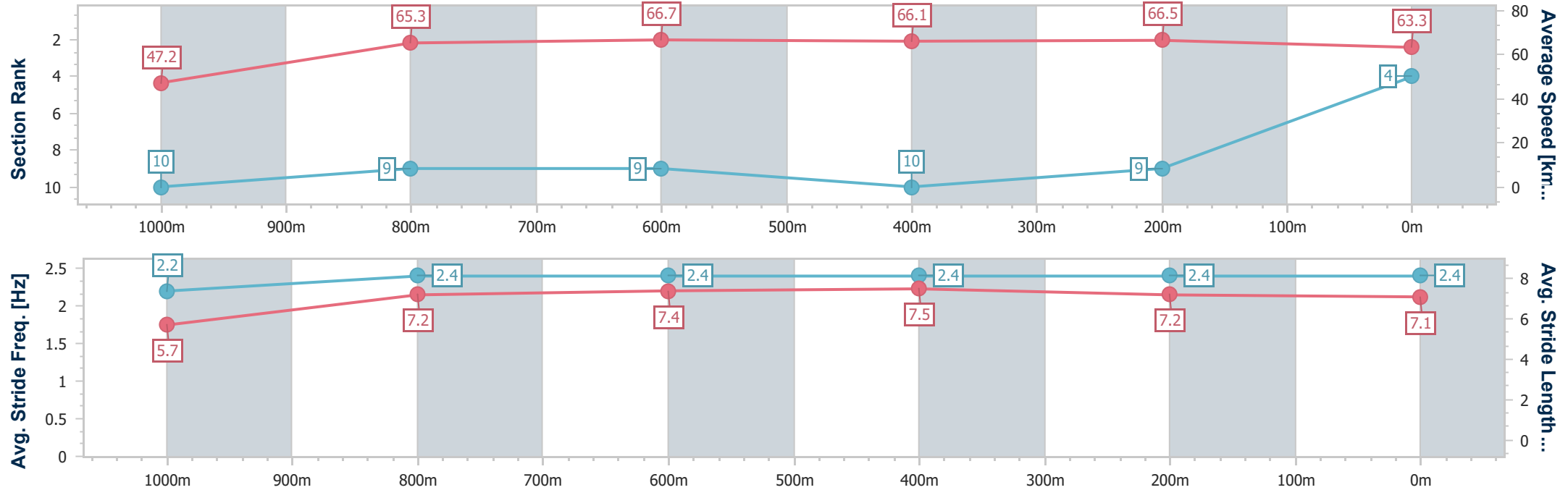
Race 7: Cluden Park On Course Stables Handicap - 1200m

15 April 2025 - 17:12

Track Rating: Good 4, Weather: Fine, Rail Position: +3m 1000m-
W/Post, +1m



Section	Overall	1000m	800m	600m	400m	200m							
Section Times	1:10.15 [4] (0:15.25)	0:54.90 [10] (0:10.99)	0:43.91 [9] (0:10.77)	0:33.14 [9] (0:10.94)	0:22.20 [10] (0:10.84)	0:11.36 [9] (0:11.36)							
Average Speed [km/h]	47.2	65.3	66.7	66.1	66.5	63.3							
Top Speed [km/h]	63.7	66.5	67.9	67.2	66.9	65.9							
Avg. Dist. to Rail [m]	3.7	1.0	0.4	0.5	1.6	1.0							
Avg. Stride Freq. [Hz]	2.2	2.4	2.4	2.4	2.4	2.4							
Avg. Stride Length [m]	5.7	7.2	7.4	7.5	7.2	7.1							





Horse/Jockey Name	Stick To Your Guns
Final Rank	5
Fastest Section Time (Section)	0:10.76 (600m)
Top Speed [km/h] (Section)	68.4 (800m)
Race State	Finished



Townsville QLD Professional

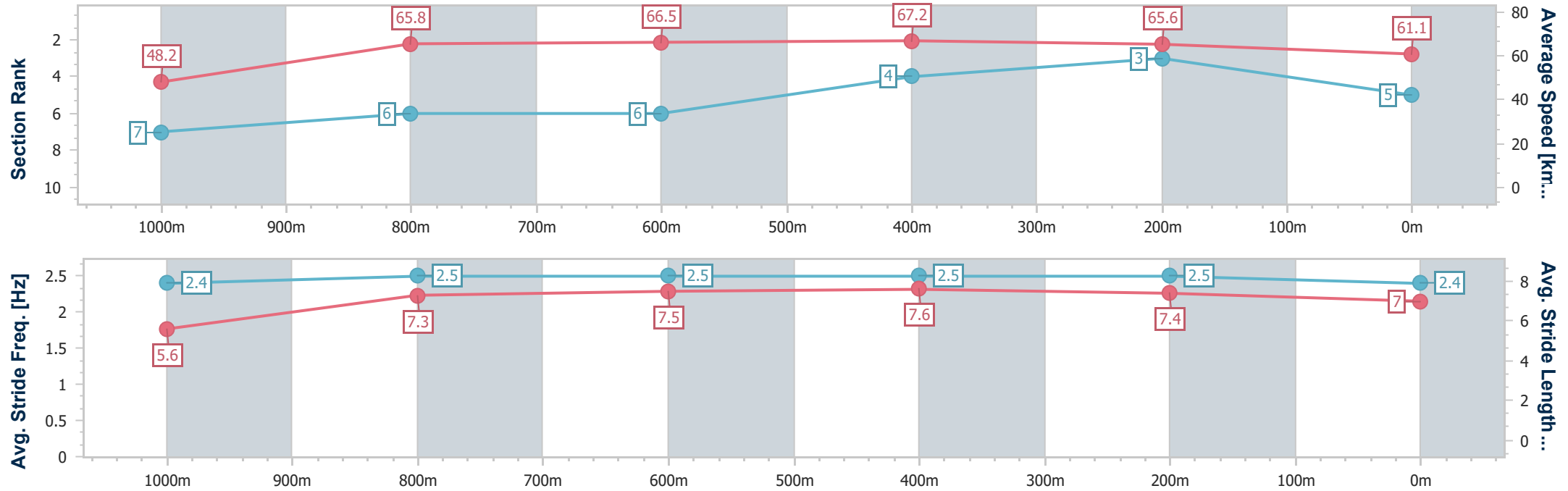
Race 7: Cluden Park On Course Stables Handicap - 1200m

15 April 2025 - 17:12

Track Rating: Good 4, Weather: Fine, Rail Position: +3m 1000m-
W/Post, +1m



Section	Overall	1000m	800m	600m	400m	200m							
Section Times	1:10.23 [5] (0:14.93)	0:55.30 [7] (0:10.84)	0:44.46 [6] (0:10.89)	0:33.57 [6] (0:10.76)	0:22.81 [4] (0:11.03)	0:11.78 [3] (0:11.78)							
Average Speed [km/h]	48.2	65.8	66.5	67.2	65.6	61.1							
Top Speed [km/h]	66.7	66.7	68.4	67.9	66.7	64.0							
Avg. Dist. to Rail [m]	4.2	1.8	1.1	1.1	3.4	4.5							
Avg. Stride Freq. [Hz]	2.4	2.5	2.5	2.5	2.5	2.4							
Avg. Stride Length [m]	5.6	7.3	7.5	7.6	7.4	7.0							





Horse/Jockey Name	Prime Ruler
Final Rank	6
Fastest Section Time (Section)	0:10.86 (800m)
Top Speed [km/h] (Section)	68.8 (800m)
Race State	Finished



Townsville QLD Professional

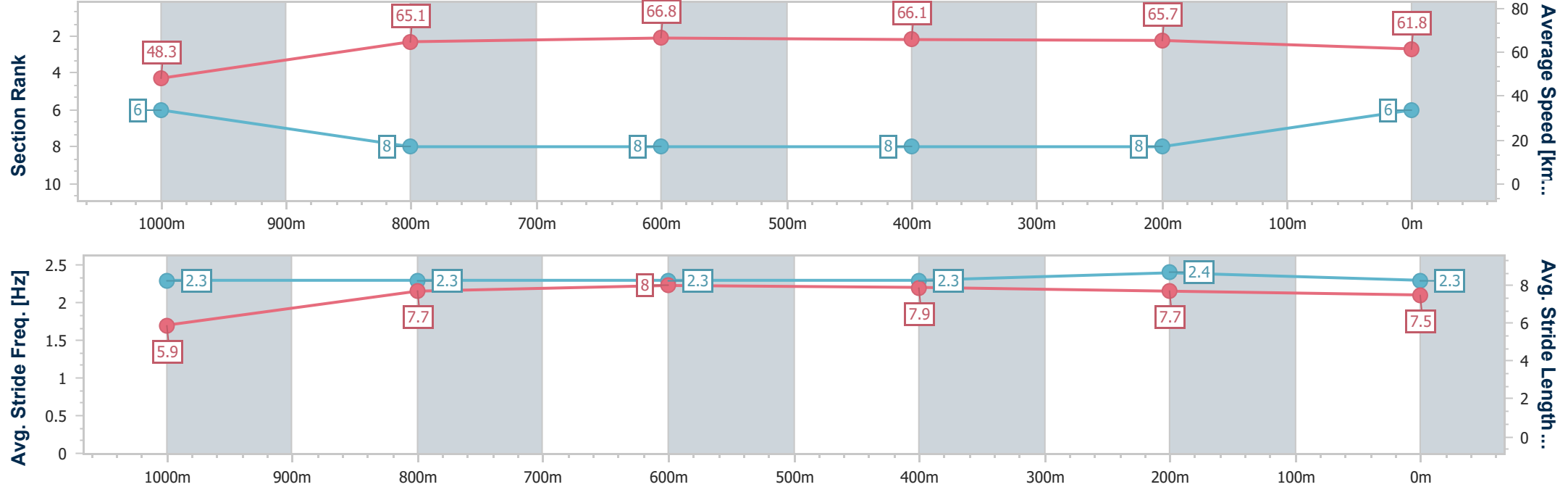
Race 7: Cluden Park On Course Stables Handicap - 1200m

15 April 2025 - 17:12

Track Rating: Good 4, Weather: Fine, Rail Position: +3m 1000m-
W/Post, +1m



Section	Overall	1000m	800m	600m	400m	200m							
Section Times	1:10.41 [6] (0:14.90)	0:55.51 [6] (0:11.10)	0:44.41 [8] (0:10.86)	0:33.55 [8] (0:10.92)	0:22.63 [8] (0:10.98)	0:11.65 [8] (0:11.65)							
Average Speed [km/h]	48.3	65.1	66.8	66.1	65.7	61.8							
Top Speed [km/h]	65.1	66.7	68.8	67.2	67.0	64.7							
Avg. Dist. to Rail [m]	2.8	1.5	1.5	0.5	3.1	5.7							
Avg. Stride Freq. [Hz]	2.3	2.3	2.3	2.3	2.4	2.3							
Avg. Stride Length [m]	5.9	7.7	8.0	7.9	7.7	7.5							





Horse/Jockey Name	Miss Seattle
Final Rank	7
Fastest Section Time (Section)	0:10.87 (800m)
Top Speed [km/h] (Section)	66.8 (800m)
Race State	Finished



Townsville QLD Professional

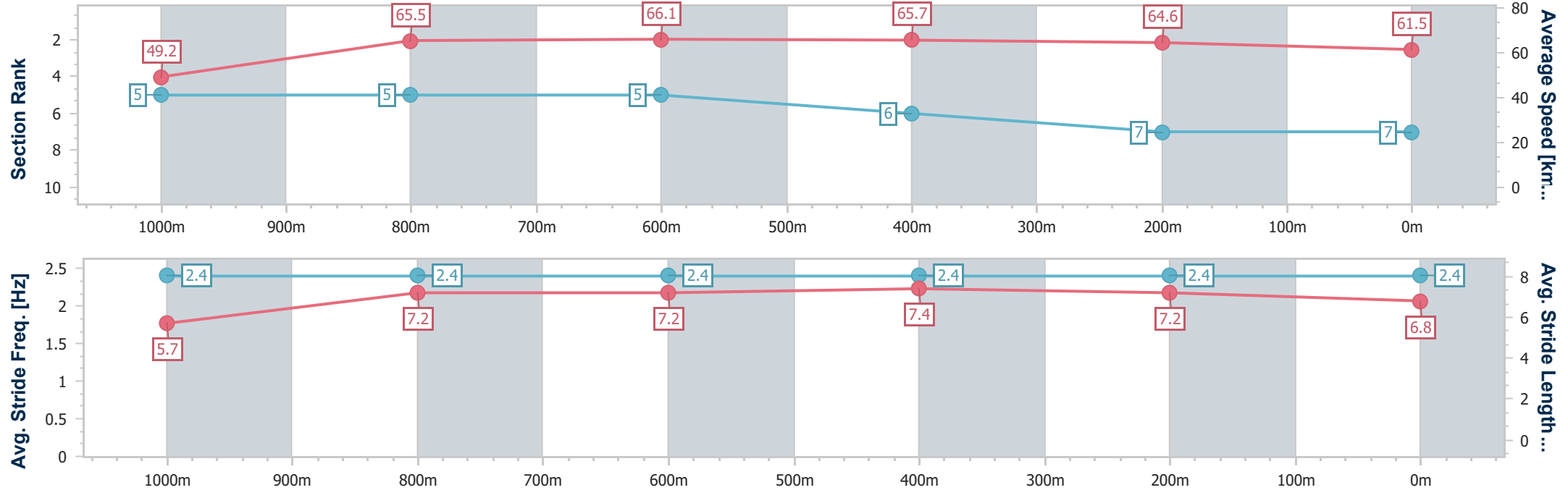
Race 7: Cluden Park On Course Stables Handicap - 1200m

15 April 2025 - 17:12

Track Rating: Good 4, Weather: Fine, Rail Position: +3m 1000m-
W/Post, +1m



Section	Overall	1000m	800m	600m	400m	200m							
Section Times	1:10.42 [7] (0:14.65)	0:55.77 [5] (0:10.98)	0:44.79 [5] (0:10.87)	0:33.92 [5] (0:10.97)	0:22.95 [6] (0:11.21)	0:11.74 [7] (0:11.74)							
Average Speed [km/h]	49.2	65.5	66.1	65.7	64.6	61.5							
Top Speed [km/h]	65.4	66.3	66.8	66.5	65.5	63.5							
Avg. Dist. to Rail [m]	5.8	0.6	0.6	0.9	4.4	4.8							
Avg. Stride Freq. [Hz]	2.4	2.4	2.4	2.4	2.4	2.4							
Avg. Stride Length [m]	5.7	7.2	7.2	7.4	7.2	6.8							





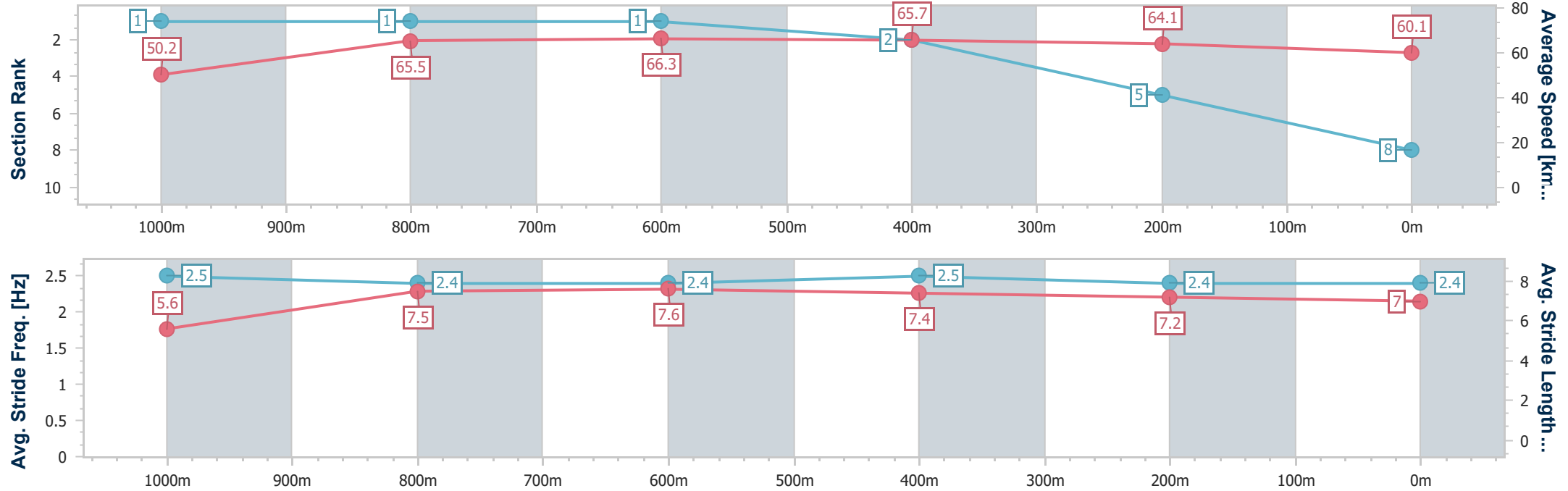
Horse/Jockey Name	Choir Boy
Final Rank	8
Fastest Section Time (Section)	0:10.90 (800m)
Top Speed [km/h] (Section)	67.2 (800m)
Race State	Finished



Townsville QLD Professional
Race 7: Cluden Park On Course Stables Handicap - 1200m
15 April 2025 - 17:12
Track Rating: Good 4, Weather: Fine, Rail Position: +3m 1000m-
W/Post, +1m



Section	Overall	1000m	800m	600m	400m	200m							
Section Times	1:10.46 [8] (0:14.36)	0:56.10 [1] (0:11.00)	0:45.10 [1] (0:10.90)	0:34.20 [1] (0:10.98)	0:23.22 [2] (0:11.25)	0:11.97 [5] (0:11.97)							
Average Speed [km/h]	50.2	65.5	66.3	65.7	64.1	60.1							
Top Speed [km/h]	66.6	66.5	67.2	66.8	65.4	62.7							
Avg. Dist. to Rail [m]	6.4	0.9	0.7	0.5	1.5	2.7							
Avg. Stride Freq. [Hz]	2.5	2.4	2.4	2.5	2.4	2.4							
Avg. Stride Length [m]	5.6	7.5	7.6	7.4	7.2	7.0							





Horse/Jockey Name	Family Star
Final Rank	9
Fastest Section Time (Section)	0:10.93 (600m)
Top Speed [km/h] (Section)	67.5 (600m)
Race State	Finished



Townsville QLD Professional

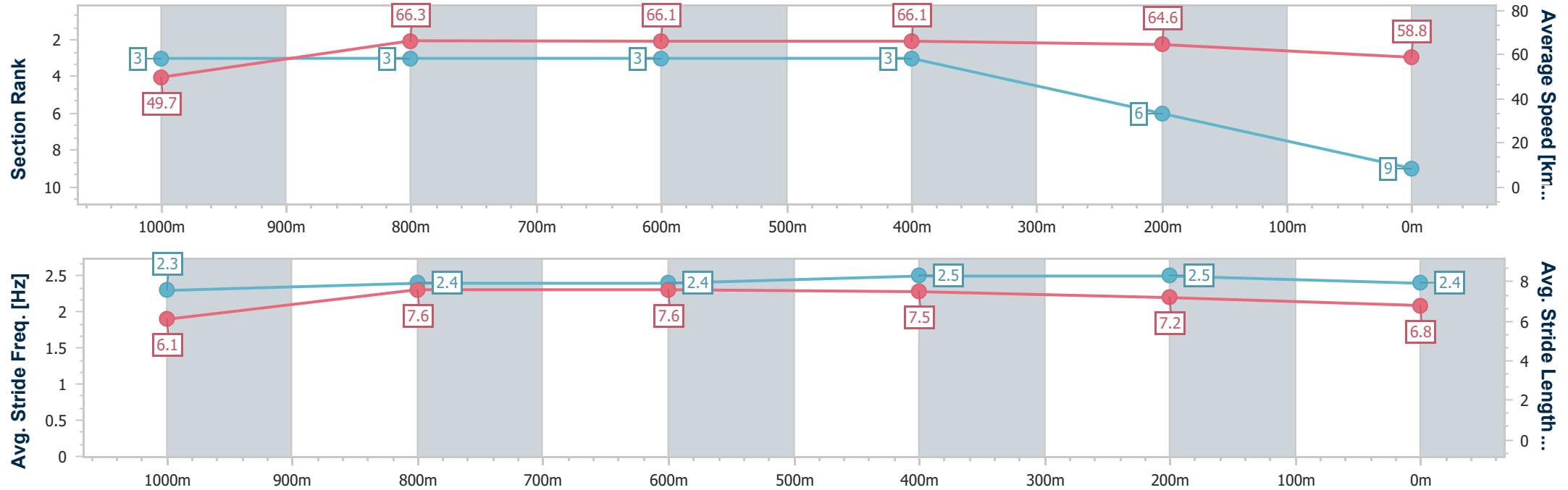
Race 7: Cluden Park On Course Stables Handicap - 1200m

15 April 2025 - 17:12

Track Rating: Good 4, Weather: Fine, Rail Position: +3m 1000m-
W/Post, +1m



Section	Overall	1000m	800m	600m	400m	200m							
Section Times	1:10.74 [9] (0:14.51)	0:56.23 [3] (0:10.95)	0:45.28 [3] (0:10.95)	0:34.33 [3] (0:10.93)	0:23.40 [3] (0:11.17)	0:12.23 [6] (0:12.23)							
Average Speed [km/h]	49.7	66.3	66.1	66.1	64.6	58.8							
Top Speed [km/h]	66.3	67.2	67.0	67.5	65.6	63.1							
Avg. Dist. to Rail [m]	8.2	1.7	1.2	0.6	1.7	4.4							
Avg. Stride Freq. [Hz]	2.3	2.4	2.4	2.5	2.5	2.4							
Avg. Stride Length [m]	6.1	7.6	7.6	7.5	7.2	6.8							





Horse/Jockey Name	Stats
Final Rank	10
Fastest Section Time (Section)	0:10.73 (600m)
Top Speed [km/h] (Section)	68.5 (800m)
Race State	Finished



Townsville QLD Professional

Race 7: Cluden Park On Course Stables Handicap - 1200m

15 April 2025 - 17:12

Track Rating: Good 4, Weather: Fine, Rail Position: +3m 1000m-
W/Post, +1m



Section	Overall	1000m	800m	600m	400m	200m							
Section Times	1:10.75 [10] (0:15.18)	0:55.57 [9] (0:11.15)	0:44.42 [10] (0:10.81)	0:33.61 [10] (0:10.73)	0:22.88 [9] (0:10.99)	0:11.89 [10] (0:11.89)							
Average Speed [km/h]	47.4	64.8	67.0	67.4	65.5	60.7							
Top Speed [km/h]	63.6	66.2	68.5	68.3	67.8	63.6							
Avg. Dist. to Rail [m]	4.9	1.6	1.4	0.5	2.9	4.4							
Avg. Stride Freq. [Hz]	2.2	2.3	2.3	2.3	2.4	2.3							
Avg. Stride Length [m]	5.9	7.9	8.0	8.0	7.6	7.3							

