



Ladbrokes Cannon Park QLD Professional
Race 1: CORAL COAST CATERING Maiden Plate - 950m
19 April 2025 - 13:32



Track Rating: Soft 6, Weather: Overcast, Rail Position: True

Section						Overall	800m	600m	400m	200m	Last 600m			
Field Times						0:57.57 (0:10.34)	0:47.23 (0:10.77)	0:36.46 (0:11.10)	0:25.36 (0:12.04)	0:13.32 (0:13.32)	0:36.46			
Rank	TAB	Horse/Jockey	Barrier	Top Speed [km/h]	Fastest Section								Margin	Distance Travelled [m]
1	1	BLEDISLOE	7	66.4	0:10.88	0:57.57 [1]	0:46.69 [6]	0:35.68 [7]	0:24.38 [6]	0:12.45 [5]	0:57.57	0:35.68		
		Jackson Murphy		800m	Overall	(0:10.88)	(0:11.01)	(0:11.30)	(0:11.93)	(0:12.45)				
2	5	URIS	3	67.9	0:10.72	0:57.58 [2]	0:46.86 [3]	0:35.97 [4]	0:24.54 [5]	0:12.64 [4]	0.01L	0:35.97 -1		
		Amanda Thomson		800m	Overall	(0:10.72)	(0:10.89)	(0:11.43)	(0:11.90)	(0:12.64)				
3	6	HITCHEDINMANHATTAN	5	66.8	0:10.86	0:57.58 [3]	0:46.72 [5]	0:35.75 [6]	0:24.29 [7]	0:12.37 [7]	0.06L	0:35.75 +0		
		Wanderson D'Avila		800m	Overall	(0:10.86)	(0:10.97)	(0:11.46)	(0:11.92)	(0:12.37)				
4	3	SUPERSTITIONS	2	68.8	0:10.46	0:57.89 [4]	0:47.43 [2]	0:36.78 [1]	0:25.68 [1]	0:13.64 [1]	1.87L	0:36.78 -4		
		Tyler Leslight		800m	Overall	(0:10.46)	(0:10.65)	(0:11.10)	(0:12.04)	(0:13.64)				
5	7	BEAUTIFUL LIES	6	68.3	0:10.34	0:57.90 [5]	0:47.56 [1]	0:36.68 [2]	0:25.24 [2]	0:13.08 [2]	1.93L	0:36.68 -3		
		Lacey Morrison		800m	Overall	(0:10.34)	(0:10.88)	(0:11.44)	(0:12.16)	(0:13.08)				
6	4	COACHMAN	1	68.9	0:10.78	0:58.11 [6]	0:47.33 [4]	0:36.55 [3]	0:25.10 [4]	0:12.97 [6]	3.14L	0:36.55 -5		
		Nathan Thomas		800m	Overall	(0:10.78)	(0:10.78)	(0:11.45)	(0:12.13)	(0:12.97)				
7	2	KING CANUTE	4	67.7	0:10.76	0:58.44 [7]	0:47.56 [7]	0:36.80 [5]	0:25.60 [3]	0:13.58 [3]	5.09L	0:36.80 -5		
		Aidan Holt		600m	800m	(0:10.88)	(0:10.76)	(0:11.20)	(0:12.02)	(0:13.58)				



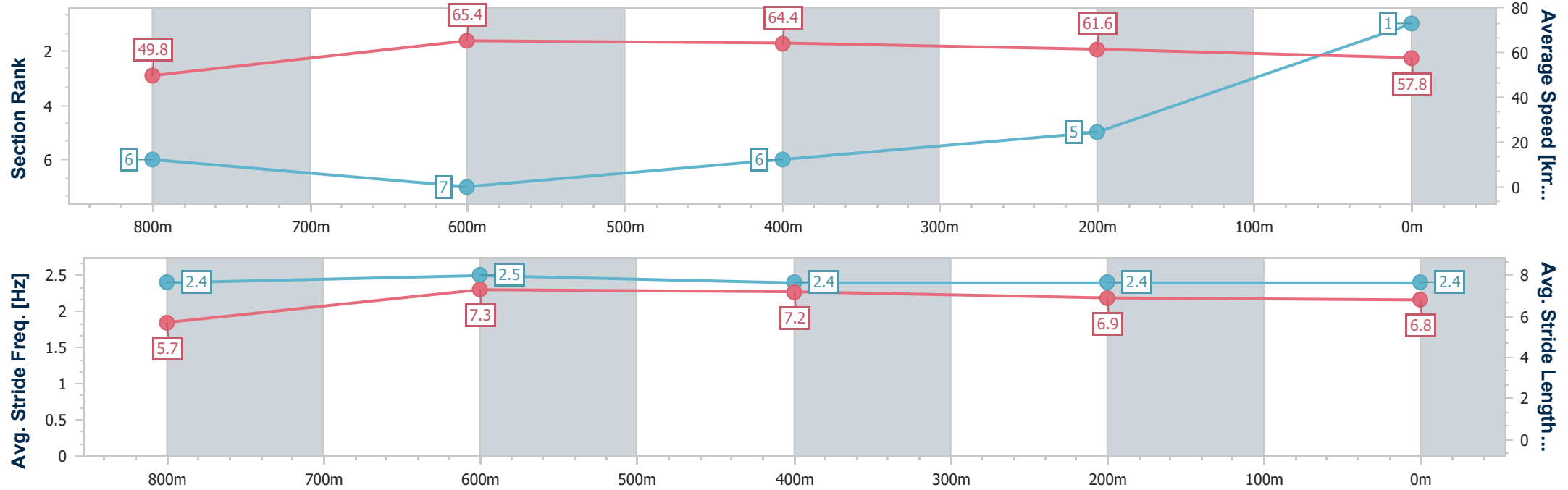
Horse/Jockey Name	Bledisloe
Final Rank	1
Fastest Section Time (Section)	0:10.88 (Overall)
Top Speed [km/h] (Section)	66.4 (800m)
Race State	Finished



Ladbrokes Cannon Park QLD Professional
Race 1: CORAL COAST CATERING Maiden Plate - 950m
19 April 2025 - 13:32
Track Rating: Soft 6, Weather: Overcast, Rail Position: True



Section	Overall	800m	600m	400m	200m										
Section Times	0:57.57 [1] (0:10.88)	0:46.69 [6] (0:11.01)	0:35.68 [7] (0:11.30)	0:24.38 [6] (0:11.93)	0:12.45 [5] (0:12.45)										
Average Speed [km/h]	49.8	65.4	64.4	61.6	57.8										
Top Speed [km/h]	63.5	66.4	66.1	63.2	60.9										
Avg. Dist. to Rail [m]	9.2	2.8	1.7	7.9	10.4										
Avg. Stride Freq. [Hz]	2.4	2.5	2.4	2.4	2.4										
Avg. Stride Length [m]	5.7	7.3	7.2	6.9	6.8										





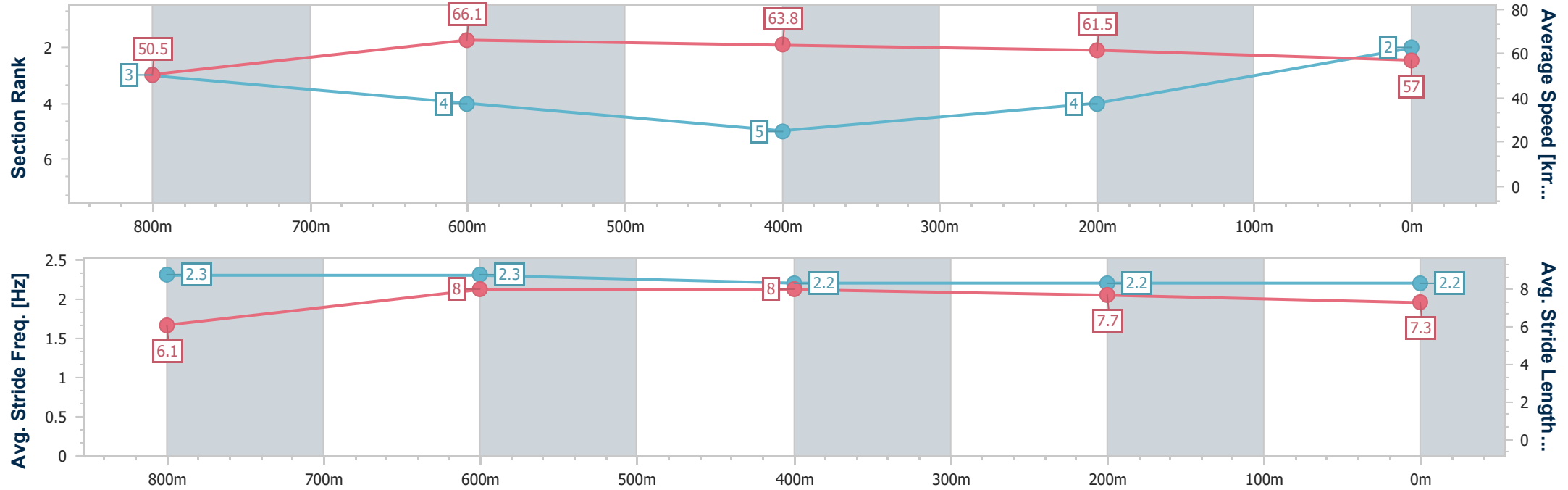
Horse/Jockey Name	Uris
Final Rank	2
Fastest Section Time (Section)	0:10.72 (Overall)
Top Speed [km/h] (Section)	67.9 (800m)
Race State	Finished



Ladbrokes Cannon Park QLD Professional
Race 1: CORAL COAST CATERING Maiden Plate - 950m
19 April 2025 - 13:32
Track Rating: Soft 6, Weather: Overcast, Rail Position: True



Section	Overall	800m	600m	400m	200m														
Section Times	0:57.58 [2] (0:10.72)	0:46.86 [3] (0:10.89)	0:35.97 [4] (0:11.43)	0:24.54 [5] (0:11.90)	0:12.64 [4] (0:12.64)														
Average Speed [km/h]	50.5	66.1	63.8	61.5	57.0														
Top Speed [km/h]	64.5	67.9	66.4	62.3	60.5														
Avg. Dist. to Rail [m]	5.2	1.7	1.6	6.5	6.5														
Avg. Stride Freq. [Hz]	2.3	2.3	2.2	2.2	2.2														
Avg. Stride Length [m]	6.1	8.0	8.0	7.7	7.3														





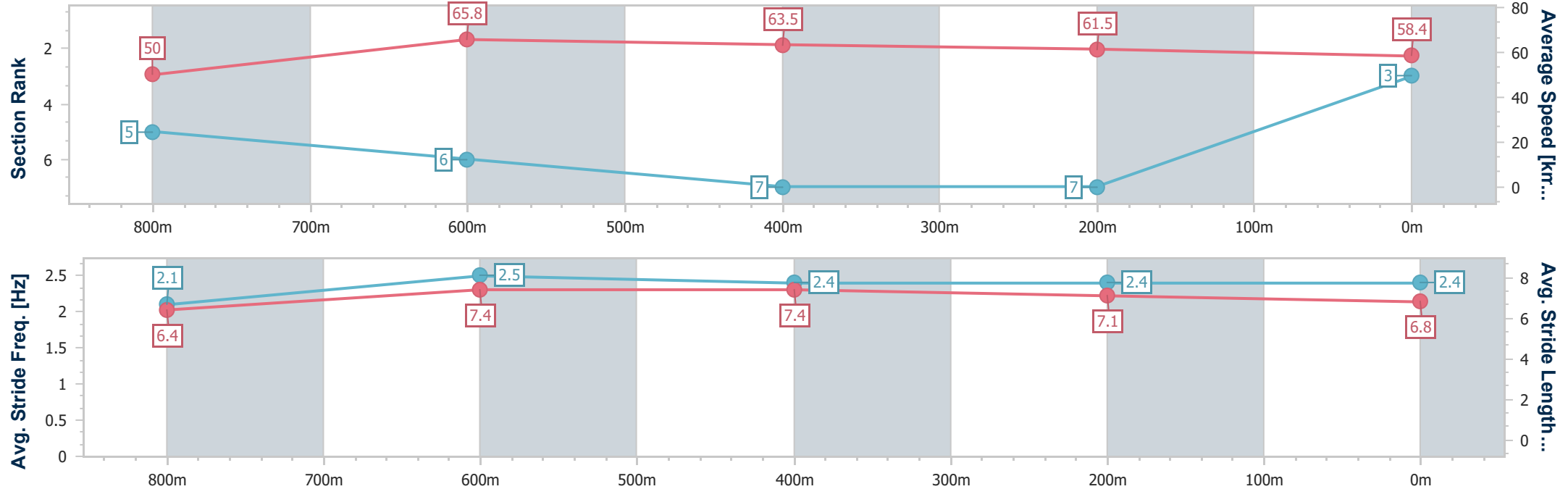
Horse/Jockey Name	Hitchedinmanhattan
Final Rank	3
Fastest Section Time (Section)	0:10.86 (Overall)
Top Speed [km/h] (Section)	66.8 (800m)
Race State	Finished



Ladbrokes Cannon Park QLD Professional
Race 1: CORAL COAST CATERING Maiden Plate - 950m
19 April 2025 - 13:32
Track Rating: Soft 6, Weather: Overcast, Rail Position: True



Section	Overall	800m	600m	400m	200m										
Section Times	0:57.58 [3] (0:10.86)	0:46.72 [5] (0:10.97)	0:35.75 [6] (0:11.46)	0:24.29 [7] (0:11.92)	0:12.37 [7] (0:12.37)										
Average Speed [km/h]	50.0	65.8	63.5	61.5	58.4										
Top Speed [km/h]	65.8	66.8	64.6	62.8	60.4										
Avg. Dist. to Rail [m]	5.6	2.6	1.8	7.5	9.1										
Avg. Stride Freq. [Hz]	2.1	2.5	2.4	2.4	2.4										
Avg. Stride Length [m]	6.4	7.4	7.4	7.1	6.8										





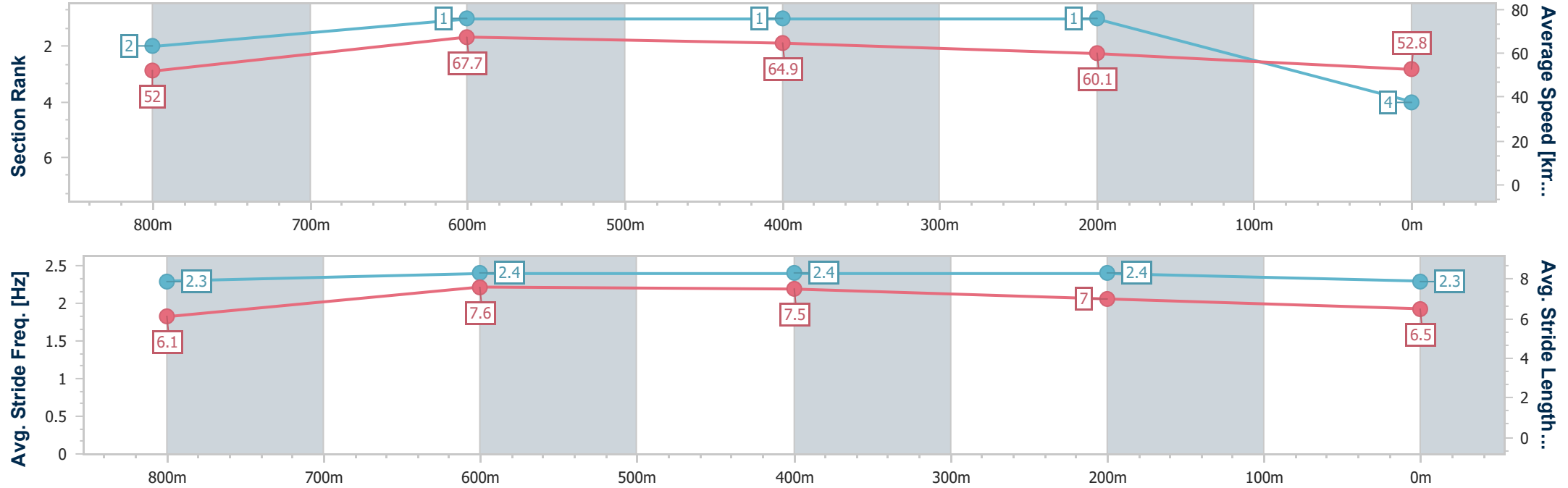
Horse/Jockey Name	Superstitions
Final Rank	4
Fastest Section Time (Section)	0:10.46 (Overall)
Top Speed [km/h] (Section)	68.8 (800m)
Race State	Finished



Ladbrokes Cannon Park QLD Professional
Race 1: CORAL COAST CATERING Maiden Plate - 950m
19 April 2025 - 13:32
Track Rating: Soft 6, Weather: Overcast, Rail Position: True



Section	Overall	800m	600m	400m	200m															
Section Times	0:57.89 [4] (0:10.46)	0:47.43 [2] (0:10.65)	0:36.78 [1] (0:11.10)	0:25.68 [1] (0:12.04)	0:13.64 [1] (0:13.64)															
Average Speed [km/h]	52.0	67.7	64.9	60.1	52.8															
Top Speed [km/h]	66.4	68.8	68.4	62.7	56.9															
Avg. Dist. to Rail [m]	5.1	0.8	0.6	2.6	5.5															
Avg. Stride Freq. [Hz]	2.3	2.4	2.4	2.4	2.3															
Avg. Stride Length [m]	6.1	7.6	7.5	7.0	6.5															





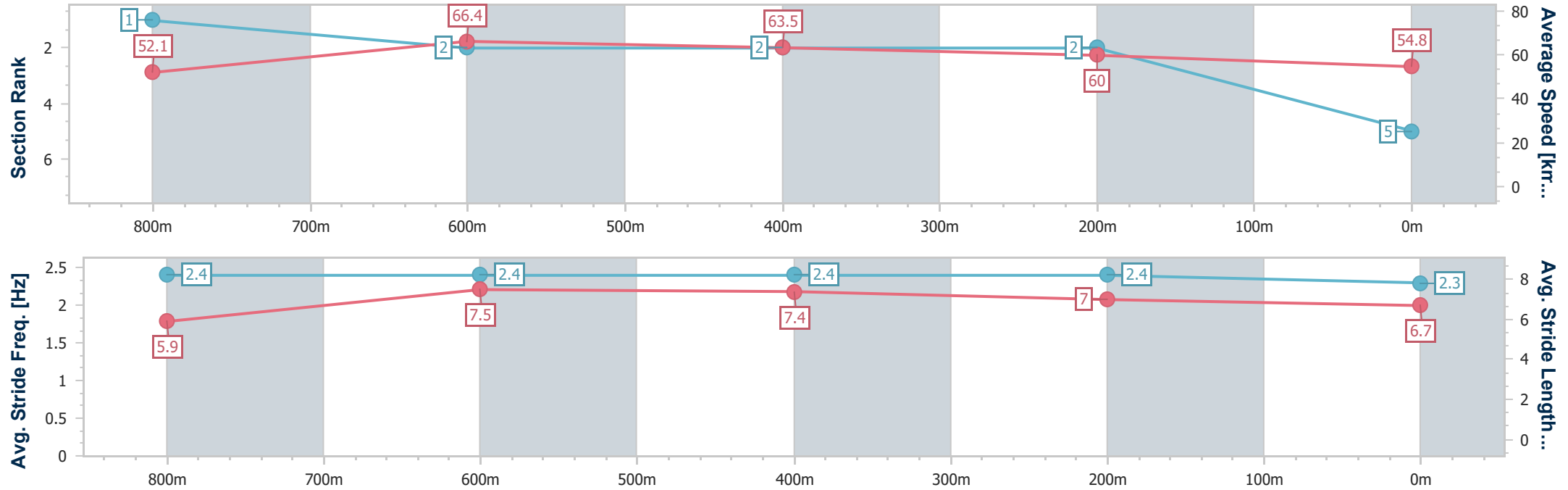
Horse/Jockey Name	Beautiful Lies
Final Rank	5
Fastest Section Time (Section)	0:10.34 (Overall)
Top Speed [km/h] (Section)	68.3 (800m)
Race State	Finished



Ladbrokes Cannon Park QLD Professional
Race 1: CORAL COAST CATERING Maiden Plate - 950m
19 April 2025 - 13:32
Track Rating: Soft 6, Weather: Overcast, Rail Position: True



Section	Overall	800m	600m	400m	200m										
Section Times	0:57.90 [5] (0:10.34)	0:47.56 [1] (0:10.88)	0:36.68 [2] (0:11.44)	0:25.24 [2] (0:12.16)	0:13.08 [2] (0:13.08)										
Average Speed [km/h]	52.1	66.4	63.5	60.0	54.8										
Top Speed [km/h]	67.6	68.3	65.9	61.0	58.4										
Avg. Dist. to Rail [m]	6.4	1.6	1.7	3.6	3.2										
Avg. Stride Freq. [Hz]	2.4	2.4	2.4	2.4	2.3										
Avg. Stride Length [m]	5.9	7.5	7.4	7.0	6.7										





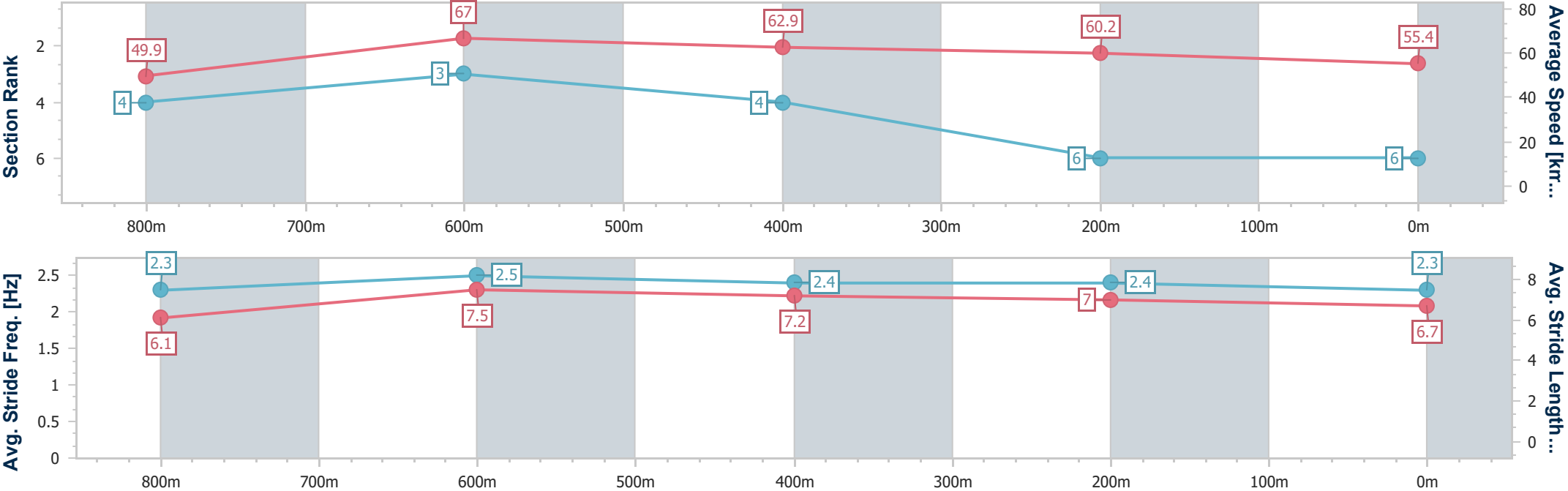
Horse/Jockey Name	Coachman
Final Rank	6
Fastest Section Time (Section)	0:10.78 (Overall)
Top Speed [km/h] (Section)	68.9 (800m)
Race State	Finished



Ladbrokes Cannon Park QLD Professional
Race 1: CORAL COAST CATERING Maiden Plate - 950m
19 April 2025 - 13:32
Track Rating: Soft 6, Weather: Overcast, Rail Position: True



Section	Overall	800m	600m	400m	200m															
Section Times	0:58.11 [6] (0:10.78)	0:47.33 [4] (0:10.78)	0:36.55 [3] (0:11.45)	0:25.10 [4] (0:12.13)	0:12.97 [6] (0:12.97)															
Average Speed [km/h]	49.9	67.0	62.9	60.2	55.4															
Top Speed [km/h]	66.7	68.9	66.1	61.3	59.0															
Avg. Dist. to Rail [m]	1.8	1.9	1.5	4.6	3.3															
Avg. Stride Freq. [Hz]	2.3	2.5	2.4	2.4	2.3															
Avg. Stride Length [m]	6.1	7.5	7.2	7.0	6.7															





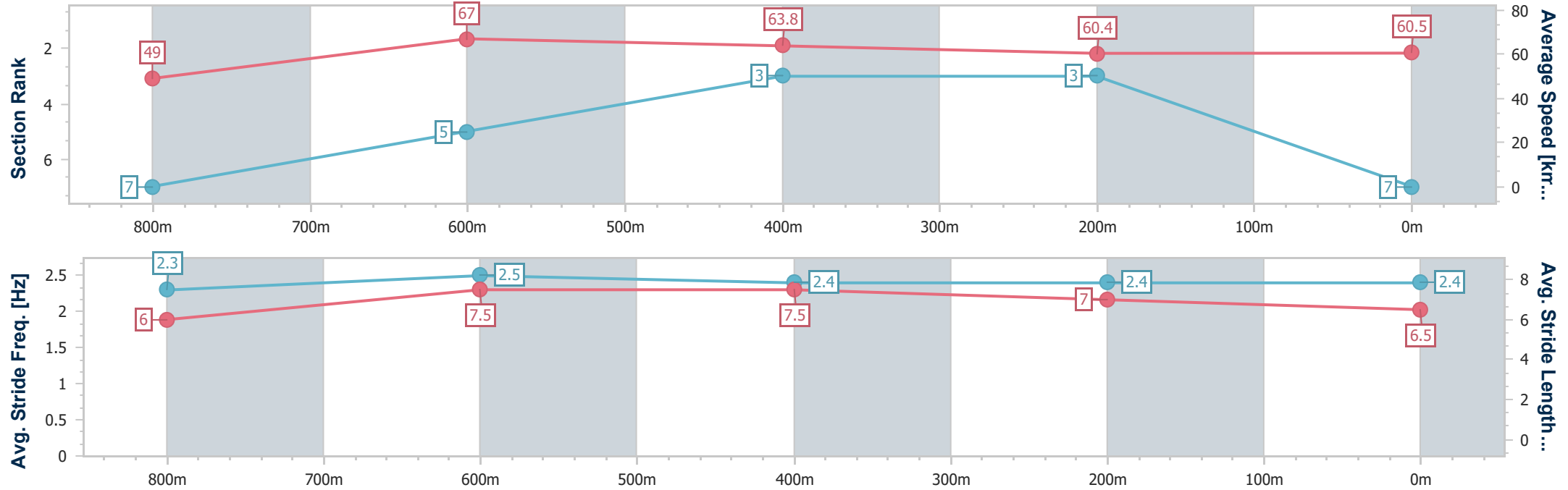
Horse/Jockey Name	King Canute
Final Rank	7
Fastest Section Time (Section)	0:10.76 (800m)
Top Speed [km/h] (Section)	67.7 (600m)
Race State	Finished



Ladbrokes Cannon Park QLD Professional
Race 1: CORAL COAST CATERING Maiden Plate - 950m
19 April 2025 - 13:32
Track Rating: Soft 6, Weather: Overcast, Rail Position: True



Section	Overall	800m	600m	400m	200m										
Section Times	0:58.44 [7] (0:10.88)	0:47.56 [7] (0:10.76)	0:36.80 [5] (0:11.20)	0:25.60 [3] (0:12.02)	0:13.58 [3] (0:13.58)										
Average Speed [km/h]	49.0	67.0	63.8	60.4	60.5										
Top Speed [km/h]	52.5	67.7	67.7	64.2	64.1										
Avg. Dist. to Rail [m]	4.2	1.8	1.6	4.0	3.0										
Avg. Stride Freq. [Hz]	2.3	2.5	2.4	2.4	2.4										
Avg. Stride Length [m]	6.0	7.5	7.5	7.0	6.5										





Ladbroke's Cannon Park QLD Professional
Race 2: RICHARD NEWTON MEMORIAL QTIS Three-Year-Old Handicap -
950m

19 April 2025 - 14:07



Track Rating: Soft 6, Weather: Overcast, Rail Position: True

Section						Overall	800m	600m	400m	200m			Last 600m
Field Times						0:55.66 (0:10.43)	0:45.23 (0:10.43)	0:34.80 (0:11.08)	0:23.72 (0:11.54)	0:12.18 (0:12.18)			0:34.80
Rank	TAB	Horse/Jockey	Barrier	Top Speed [km/h]	Fastest Section						Margin	Distance Travelled [m]	
1	4	BRAVE EDDY	5	69.8	0:10.43	0:55.66 [1]	0:45.23 [1]	0:34.78 [2]	0:23.72 [1]	0:12.18 [1]	0:55.66	0:34.78	
		Amanda Thomson		800m	Overall	(0:10.43)	(0:10.45)	(0:11.06)	(0:11.54)	(0:12.18)			
2	1	SKOGAFOSS	3	69.9	0:10.43	0:56.47 [2]	0:45.69 [5]	0:35.26 [5]	0:24.07 [5]	0:12.50 [2]	4.79L	0:35.26 +0	
		Jackson Murphy		800m	800m	(0:10.78)	(0:10.43)	(0:11.19)	(0:11.57)	(0:12.50)			
3	7	WEBS	1	69.9	0:10.40	0:56.54 [3]	0:45.93 [4]	0:35.53 [3]	0:24.37 [3]	0:12.56 [3]	5.18L	0:35.53 +1	
		Tyler Leslight		800m	800m	(0:10.61)	(0:10.40)	(0:11.16)	(0:11.81)	(0:12.56)			
4	5	GREY POWER	2	69.6	0:10.50	0:56.69 [4]	0:46.16 [3]	0:35.66 [4]	0:24.36 [4]	0:12.39 [5]	6.05L	0:35.66 -3	
		Wanderson D'Avila		Overall	800m	(0:10.53)	(0:10.50)	(0:11.30)	(0:11.97)	(0:12.39)			
5	3	BETTER SHOW	4	70.3	0:10.37	0:56.82 [5]	0:46.33 [2]	0:35.96 [1]	0:24.78 [2]	0:12.80 [4]	6.8L	0:35.96 -1	
		Lacey Morrison		800m	800m	(0:10.49)	(0:10.37)	(0:11.18)	(0:11.98)	(0:12.80)			

Scratched: Coachman (#6), Tsunami (#2)



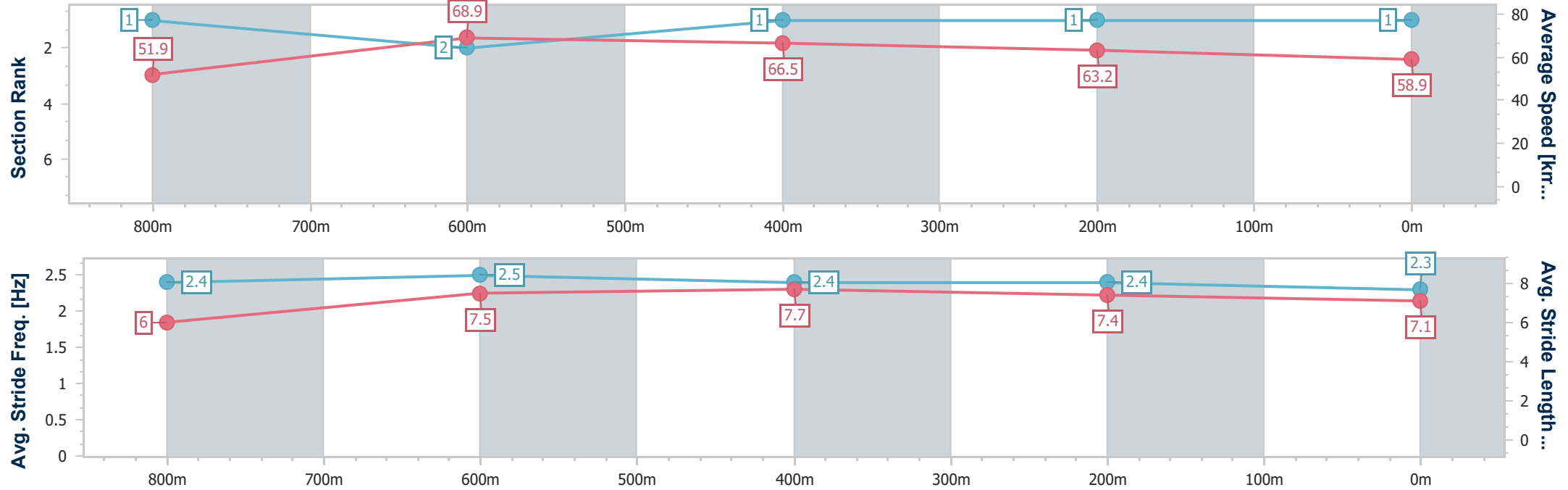
Horse/Jockey Name	Brave Eddy
Final Rank	1
Fastest Section Time (Section)	0:10.43 (Overall)
Top Speed [km/h] (Section)	69.8 (800m)
Race State	Finished



Ladbroke's Cannon Park QLD Professional
Race 2: RICHARD NEWTON MEMORIAL QTIS Three-Year-Old
Handicap - 950m
19 April 2025 - 14:07
Track Rating: Soft 6, Weather: Overcast, Rail Position: True



Section	Overall	800m	600m	400m	200m														
Section Times	0:55.66 [1] (0:10.43)	0:45.23 [1] (0:10.45)	0:34.78 [2] (0:11.06)	0:23.72 [1] (0:11.54)	0:12.18 [1] (0:12.18)														
Average Speed [km/h]	51.9	68.9	66.5	63.2	58.9														
Top Speed [km/h]	69.1	69.8	69.1	63.8	61.8														
Avg. Dist. to Rail [m]	8.4	4.8	3.6	3.5	2.5														
Avg. Stride Freq. [Hz]	2.4	2.5	2.4	2.4	2.3														
Avg. Stride Length [m]	6.0	7.5	7.7	7.4	7.1														





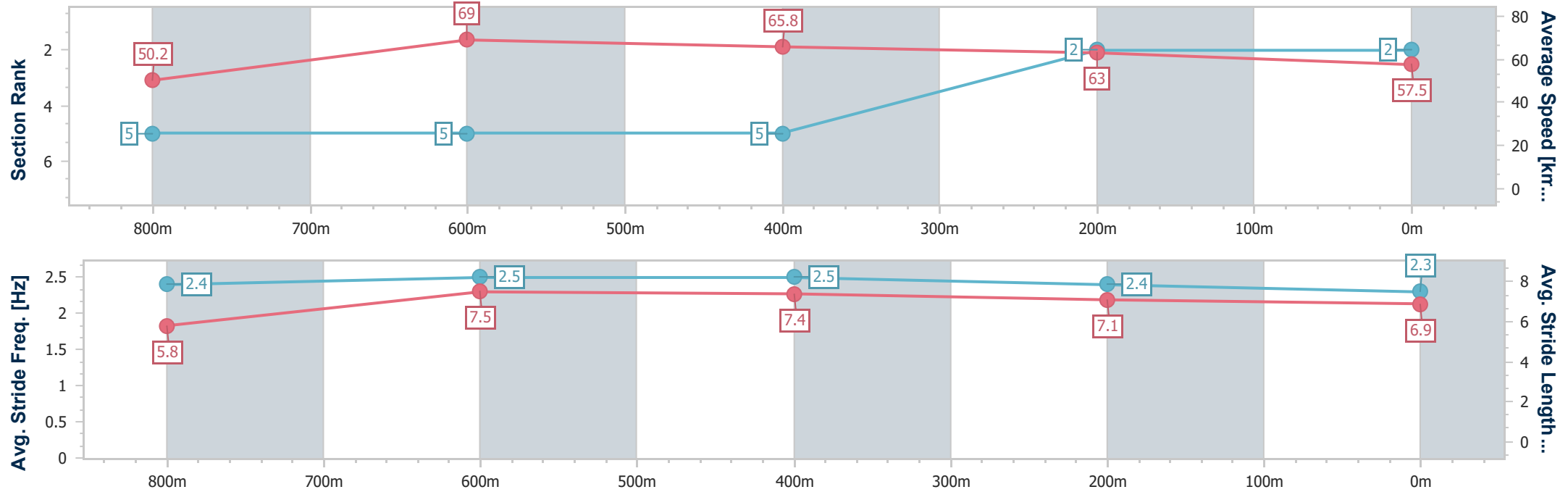
Horse/Jockey Name	Skogafoss
Final Rank	2
Fastest Section Time (Section)	0:10.43 (800m)
Top Speed [km/h] (Section)	69.9 (800m)
Race State	Finished



Ladbrokes Cannon Park QLD Professional
Race 2: RICHARD NEWTON MEMORIAL QTIS Three-Year-Old
Handicap - 950m
19 April 2025 - 14:07
Track Rating: Soft 6, Weather: Overcast, Rail Position: True



Section	Overall	800m	600m	400m	200m															
Section Times	0:56.47 [2] (0:10.78)	0:45.69 [5] (0:10.43)	0:35.26 [5] (0:11.19)	0:24.07 [5] (0:11.57)	0:12.50 [2] (0:12.50)															
Average Speed [km/h]	50.2	69.0	65.8	63.0	57.5															
Top Speed [km/h]	68.7	69.9	68.8	65.0	61.5															
Avg. Dist. to Rail [m]	5.8	2.0	3.4	4.9	6.3															
Avg. Stride Freq. [Hz]	2.4	2.5	2.5	2.4	2.3															
Avg. Stride Length [m]	5.8	7.5	7.4	7.1	6.9															





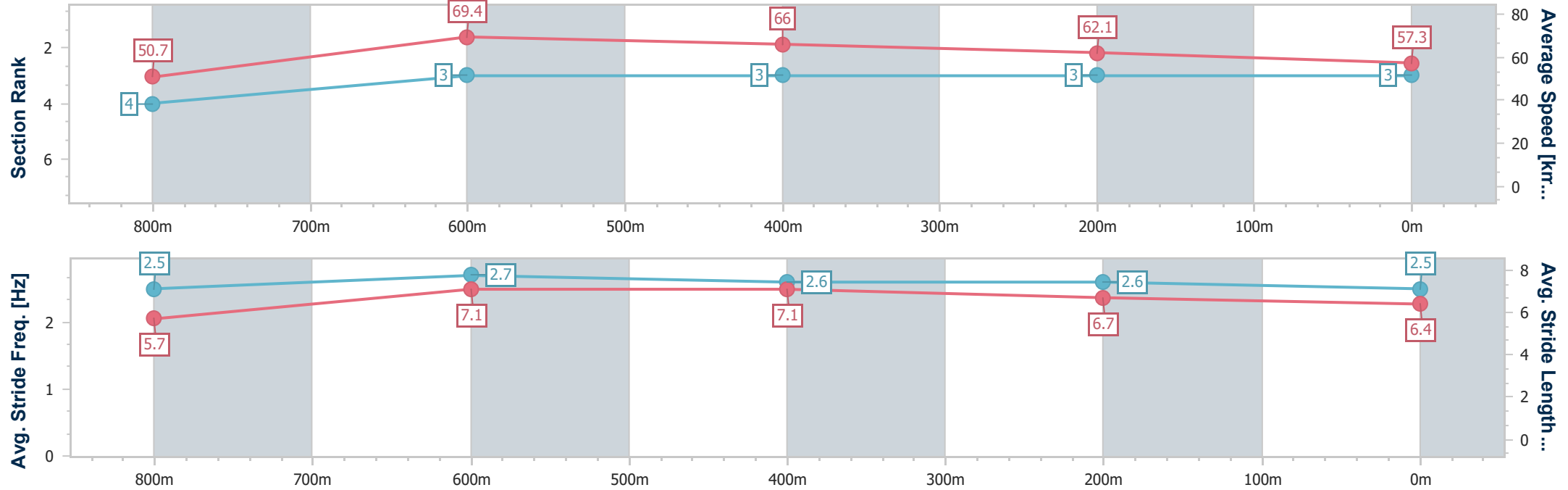
Horse/Jockey Name	Webs
Final Rank	3
Fastest Section Time (Section)	0:10.40 (800m)
Top Speed [km/h] (Section)	69.9 (800m)
Race State	Finished



Ladbrokes Cannon Park QLD Professional
Race 2: RICHARD NEWTON MEMORIAL QTIS Three-Year-Old
Handicap - 950m
19 April 2025 - 14:07
Track Rating: Soft 6, Weather: Overcast, Rail Position: True



Section	Overall	800m	600m	400m	200m										
Section Times	0:56.54 [3] (0:10.61)	0:45.93 [4] (0:10.40)	0:35.53 [3] (0:11.16)	0:24.37 [3] (0:11.81)	0:12.56 [3] (0:12.56)										
Average Speed [km/h]	50.7	69.4	66.0	62.1	57.3										
Top Speed [km/h]	67.8	69.9	67.5	63.9	60.9										
Avg. Dist. to Rail [m]	2.9	0.8	3.2	5.7	3.2										
Avg. Stride Freq. [Hz]	2.5	2.7	2.6	2.6	2.5										
Avg. Stride Length [m]	5.7	7.1	7.1	6.7	6.4										





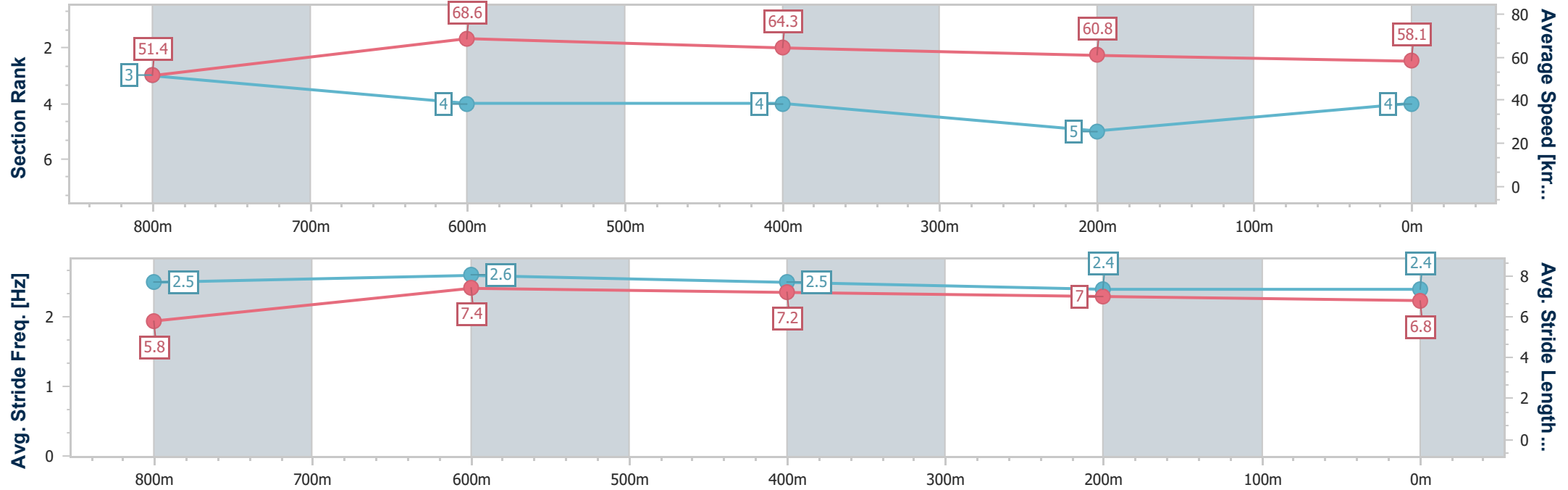
Horse/Jockey Name	Grey Power
Final Rank	4
Fastest Section Time (Section)	0:10.50 (800m)
Top Speed [km/h] (Section)	69.6 (Overall)
Race State	Finished



Ladbroke's Cannon Park QLD Professional
Race 2: RICHARD NEWTON MEMORIAL QTIS Three-Year-Old
Handicap - 950m
19 April 2025 - 14:07
Track Rating: Soft 6, Weather: Overcast, Rail Position: True



Section	Overall	800m	600m	400m	200m										
Section Times	0:56.69 [4] (0:10.53)	0:46.16 [3] (0:10.50)	0:35.66 [4] (0:11.30)	0:24.36 [4] (0:11.97)	0:12.39 [5] (0:12.39)										
Average Speed [km/h]	51.4	68.6	64.3	60.8	58.1										
Top Speed [km/h]	69.6	69.3	66.7	61.6	59.3										
Avg. Dist. to Rail [m]	4.1	1.0	1.8	2.5	5.6										
Avg. Stride Freq. [Hz]	2.5	2.6	2.5	2.4	2.4										
Avg. Stride Length [m]	5.8	7.4	7.2	7.0	6.8										





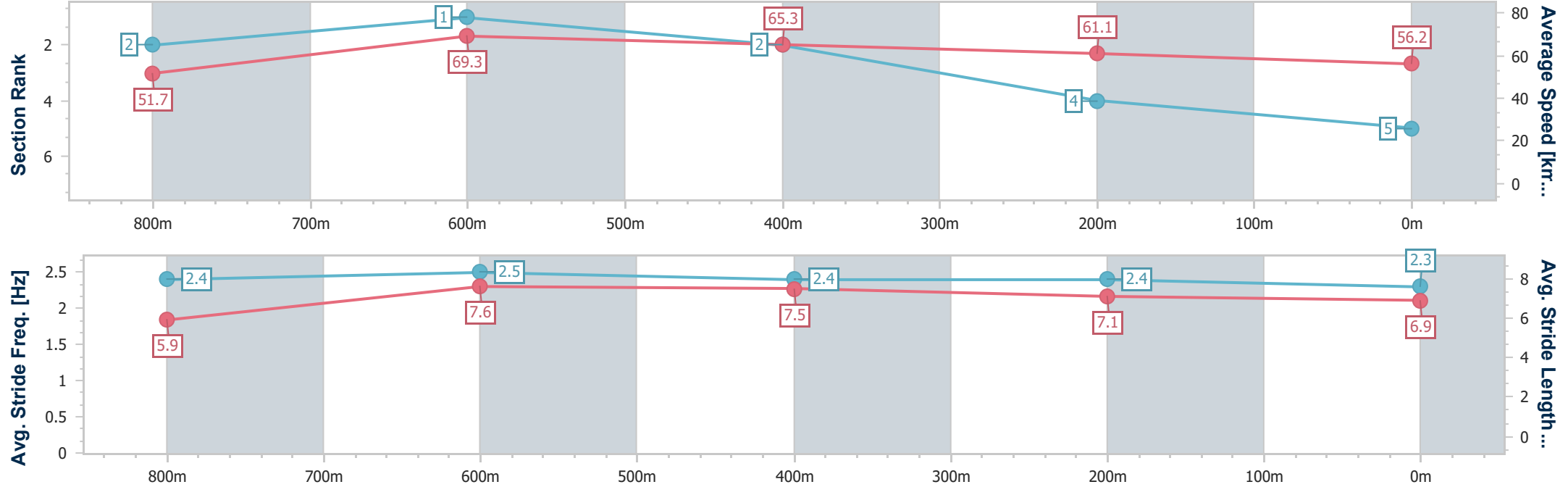
Horse/Jockey Name	Better Show
Final Rank	5
Fastest Section Time (Section)	0:10.37 (800m)
Top Speed [km/h] (Section)	70.3 (800m)
Race State	Finished



Ladbroke's Cannon Park QLD Professional
Race 2: RICHARD NEWTON MEMORIAL QTIS Three-Year-Old
Handicap - 950m
19 April 2025 - 14:07
Track Rating: Soft 6, Weather: Overcast, Rail Position: True



Section	Overall	800m	600m	400m	200m														
Section Times	0:56.82 [5] (0:10.49)	0:46.33 [2] (0:10.37)	0:35.96 [1] (0:11.18)	0:24.78 [2] (0:11.98)	0:12.80 [4] (0:12.80)														
Average Speed [km/h]	51.7	69.3	65.3	61.1	56.2														
Top Speed [km/h]	69.0	70.3	68.6	62.8	59.5														
Avg. Dist. to Rail [m]	5.5	1.0	2.0	5.2	3.0														
Avg. Stride Freq. [Hz]	2.4	2.5	2.4	2.4	2.3														
Avg. Stride Length [m]	5.9	7.6	7.5	7.1	6.9														





Ladbroke's Cannon Park QLD Professional
Race 3: MAGIC MILLIONS/ROB KOCH MEMORIAL/FNQ UP & COMING
STAYERS BENCHMARK 55 Handicap - 1500m
19 April 2025 - 14:42



Track Rating: Soft 6, Weather: Overcast, Rail Position: True

Section					Overall	1400m	1200m	1000m	800m	600m	400m	Last 600m		
Field Times					1:30.64 (0:08.13)	1:22.51 (0:10.27)	1:12.24 (0:10.61)	1:01.63 (0:11.27)	0:50.36 (0:11.72)	0:38.64 (0:12.13)	0:26.51 (0:12.98)	0:38.64		
Rank	TAB	Horse/Jockey	Barrier	Top Speed [km/h]	Fastest Section									Distance Travelled [m]
1	3	DOMINANT ROSE	7	71.7	0:08.31	1:30.64 [1]	1:22.33 [5]	1:12.01 [4]	1:01.63 [1]	0:50.36 [1]	0:38.64 [1]	0:26.51 [1]	0:38.64	
		Nathan Thomas		1400m	Overall	(0:08.31)	(0:10.32)	(0:10.38)	(0:11.27)	(0:11.72)	(0:12.13)	(0:12.98)		
2	7	RIVALON	5	70.8	0:08.58	1:30.65 [2]	1:22.07 [7]	1:11.68 [7]	1:01.13 [7]	0:49.74 [7]	0:38.01 [7]	0:25.75 [7]	0:38.01	+3
		Lacey Morrison		1400m	Overall	(0:08.58)	(0:10.39)	(0:10.55)	(0:11.39)	(0:11.73)	(0:12.26)	(0:12.44)		
3	6	MELANIN	1	70.0	0:08.28	1:30.66 [3]	1:22.38 [3]	1:11.93 [5]	1:01.40 [4]	0:49.88 [5]	0:38.18 [5]	0:26.02 [3]	0:38.18	+3
		Tyler Leslight		1400m	Overall	(0:08.28)	(0:10.45)	(0:10.53)	(0:11.52)	(0:11.70)	(0:12.16)	(0:12.64)		
4	5	BRAND NEW	3	69.9	0:08.43	1:30.96 [4]	1:22.53 [6]	1:12.02 [6]	1:01.49 [6]	0:50.29 [4]	0:38.54 [4]	0:26.19 [4]	0:38.54	+0
		Jackson Murphy		1400m	Overall	(0:08.43)	(0:10.51)	(0:10.53)	(0:11.20)	(0:11.75)	(0:12.35)	(0:12.64)		
5	4	CALL ME HILTON	6	70.5	0:08.29	1:31.30 [5]	1:23.01 [4]	1:12.70 [3]	1:02.00 [5]	0:50.79 [2]	0:39.06 [2]	0:26.82 [2]	0:39.06	+10
		Wanderson D'Avila		1400m	Overall	(0:08.29)	(0:10.31)	(0:10.70)	(0:11.21)	(0:11.73)	(0:12.24)	(0:12.74)		
6	1	BRADSHAW	4	72.3	0:08.13	1:31.36 [6]	1:23.23 [2]	1:12.96 [1]	1:02.31 [2]	0:50.51 [6]	0:38.86 [6]	0:26.47 [6]	0:38.86	+18
		Lauren Guernier		1400m	Overall	(0:08.13)	(0:10.27)	(0:10.65)	(0:11.80)	(0:11.65)	(0:12.39)	(0:12.60)		
7	2	LAST LINE DANCE	2	70.9	0:08.13	1:32.07 [7]	1:23.94 [1]	1:13.53 [2]	1:02.95 [3]	0:51.50 [3]	0:39.71 [3]	0:27.30 [5]	0:39.71	+2
		Bella Youngberry		1400m	Overall	(0:08.13)	(0:10.41)	(0:10.58)	(0:11.45)	(0:11.79)	(0:12.41)	(0:13.36)		



Ladbrokes Cannon Park QLD Professional
Race 3: MAGIC MILLIONS/ROB KOCH MEMORIAL/FNQ UP & COMING
STAYERS BENCHMARK 55 Handicap - 1500m
19 April 2025 - 14:42



Track Rating: Soft 6, Weather: Overcast, Rail Position: True

Section		200m					Last 600m		
Field Times		0:13.53 (0:13.53)					0:38.64		
Rank	TAB	Horse/Jockey	Barrier	Top Speed [km/h]	Fastest Section	Margin		Distance Travelled [m]	
1	3	DOMINANT ROSE	7	71.7	0:08.31	0:13.53 [1]	1:30.64	0:38.64	
		Nathan Thomas		1400m	Overall	(0:13.53)			
2	7	RIVALON	5	70.8	0:08.58	0:13.31 [4]	0.03L	0:38.01	+3
		Lacey Morrison		1400m	Overall	(0:13.31)			
3	6	MELANIN	1	70.0	0:08.28	0:13.38 [3]	0.09L	0:38.18	+3
		Tyler Leslight		1400m	Overall	(0:13.38)			
4	5	BRAND NEW	3	69.9	0:08.43	0:13.55 [5]	1.87L	0:38.54	+0
		Jackson Murphy		1400m	Overall	(0:13.55)			
5	4	CALL ME HILTON	6	70.5	0:08.29	0:14.08 [2]	3.89L	0:39.06	+10
		Wanderson D'Avila		1400m	Overall	(0:14.08)			
6	1	BRADSHAW	4	72.3	0:08.13	0:13.87 [6]	4.19L	0:38.86	+18
		Lauren Guernier		1400m	Overall	(0:13.87)			
7	2	LAST LINE DANCE	2	70.9	0:08.13	0:13.94 [7]	8.38L	0:39.71	+2
		Bella Youngberry		1400m	Overall	(0:13.94)			



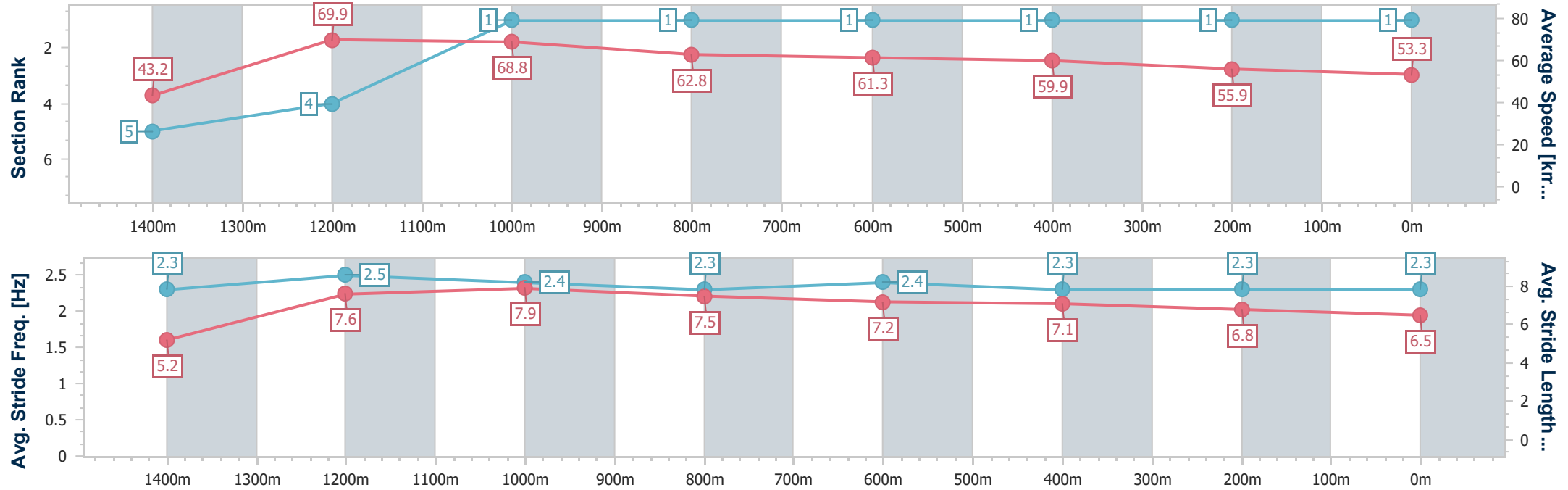
Horse/Jockey Name	Dominant Rose
Final Rank	1
Fastest Section Time (Section)	0:08.31 (Overall)
Top Speed [km/h] (Section)	71.7 (1400m)
Race State	Finished



Ladbrokes Cannon Park QLD Professional
Race 3: MAGIC MILLIONS/ROB KOCH MEMORIAL/FNQ UP & COMING STAYERS BENCHMARK 55 Handicap - 1500m
19 April 2025 - 14:42
Track Rating: Soft 6, Weather: Overcast, Rail Position: True



Section	Overall	1400m	1200m	1000m	800m	600m	400m	200m					
Section Times	1:30.64 [1] (0:08.31)	1:22.33 [5] (0:10.32)	1:12.01 [4] (0:10.38)	1:01.63 [1] (0:11.27)	0:50.36 [1] (0:11.72)	0:38.64 [1] (0:12.13)	0:26.51 [1] (0:12.98)	0:13.53 [1] (0:13.53)					
Average Speed [km/h]	43.2	69.9	68.8	62.8	61.3	59.9	55.9	53.3					
Top Speed [km/h]	65.0	71.7	71.6	65.1	62.6	61.4	58.0	54.9					
Avg. Dist. to Rail [m]	5.2	3.6	2.0	2.9	0.9	1.1	4.0	4.2					
Avg. Stride Freq. [Hz]	2.3	2.5	2.4	2.3	2.4	2.3	2.3	2.3					
Avg. Stride Length [m]	5.2	7.6	7.9	7.5	7.2	7.1	6.8	6.5					





Horse/Jockey Name	Rivalon
Final Rank	2
Fastest Section Time (Section)	0:08.58 (Overall)
Top Speed [km/h] (Section)	70.8 (1400m)
Race State	Finished



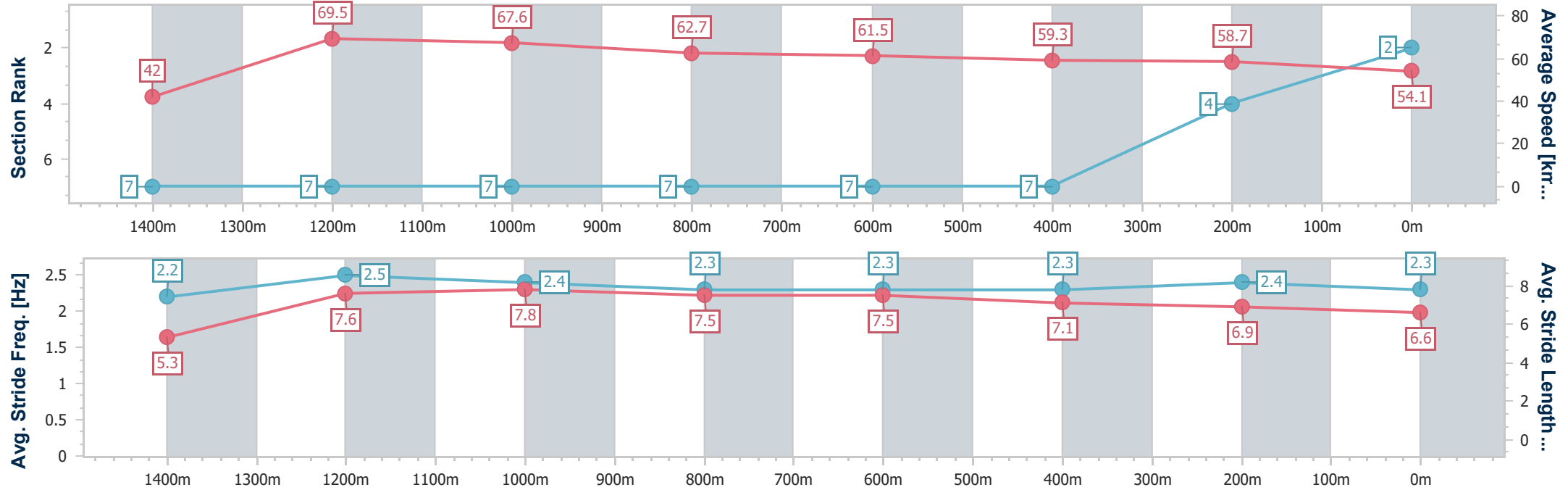
Ladbrokes Cannon Park QLD Professional
Race 3: MAGIC MILLIONS/ROB KOCH MEMORIAL/FNQ UP &
COMING STAYERS BENCHMARK 55 Handicap - 1500m

19 April 2025 - 14:42

Track Rating: Soft 6, Weather: Overcast, Rail Position: True



Section	Overall	1400m	1200m	1000m	800m	600m	400m	200m					
Section Times	1:30.65 [2] (0:08.58)	1:22.07 [7] (0:10.39)	1:11.68 [7] (0:10.55)	1:01.13 [7] (0:11.39)	0:49.74 [7] (0:11.73)	0:38.01 [7] (0:12.26)	0:25.75 [7] (0:12.44)	0:13.31 [4] (0:13.31)					
Average Speed [km/h]	42.0	69.5	67.6	62.7	61.5	59.3	58.7	54.1					
Top Speed [km/h]	65.3	70.8	69.1	65.1	63.1	60.3	60.1	56.8					
Avg. Dist. to Rail [m]	4.8	1.5	2.3	1.1	1.3	1.8	5.2	6.0					
Avg. Stride Freq. [Hz]	2.2	2.5	2.4	2.3	2.3	2.3	2.4	2.3					
Avg. Stride Length [m]	5.3	7.6	7.8	7.5	7.5	7.1	6.9	6.6					



- [] Ranking at each section and finish
- .-.- No data available at this section
- NA No data available



Horse/Jockey Name	Melanin
Final Rank	3
Fastest Section Time (Section)	0:08.28 (Overall)
Top Speed [km/h] (Section)	70.0 (1400m)
Race State	Finished



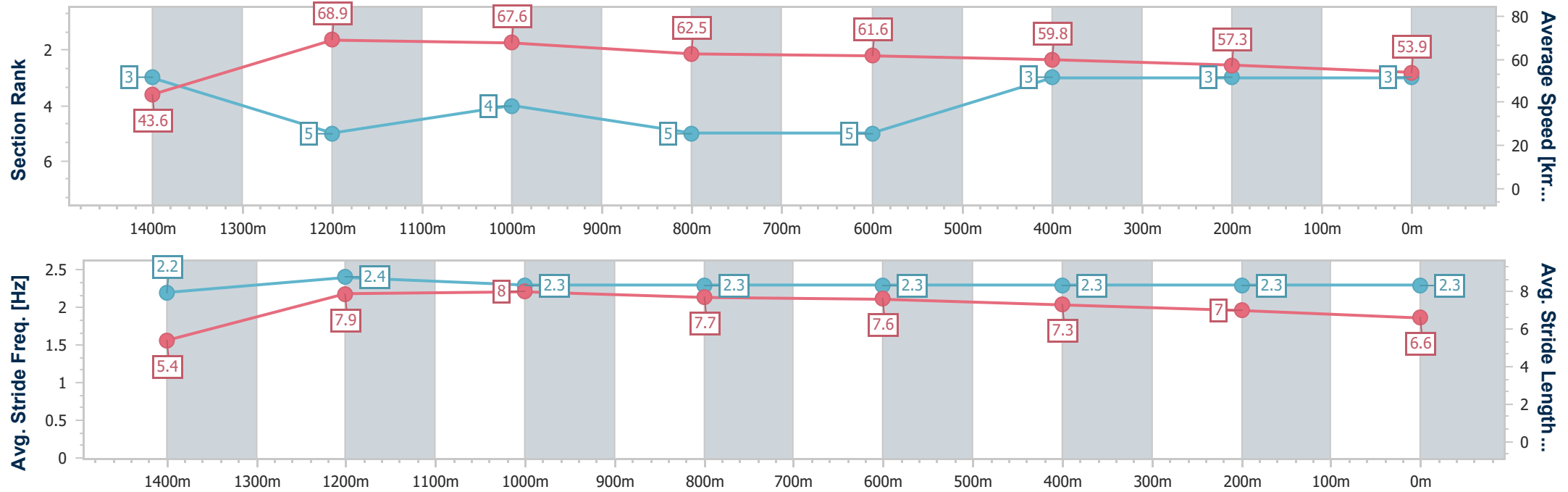
Ladbrokes Cannon Park QLD Professional
Race 3: MAGIC MILLIONS/ROB KOCH MEMORIAL/FNQ UP &
COMING STAYERS BENCHMARK 55 Handicap - 1500m

19 April 2025 - 14:42

Track Rating: Soft 6, Weather: Overcast, Rail Position: True



Section	Overall	1400m	1200m	1000m	800m	600m	400m	200m					
Section Times	1:30.66 [3] (0:08.28)	1:22.38 [3] (0:10.45)	1:11.93 [5] (0:10.53)	1:01.40 [4] (0:11.52)	0:49.88 [5] (0:11.70)	0:38.18 [5] (0:12.16)	0:26.02 [3] (0:12.64)	0:13.38 [3] (0:13.38)					
Average Speed [km/h]	43.6	68.9	67.6	62.5	61.6	59.8	57.3	53.9					
Top Speed [km/h]	66.3	70.0	69.9	65.4	62.4	62.1	58.1	56.3					
Avg. Dist. to Rail [m]	0.4	1.2	2.5	0.8	0.5	1.6	3.7	4.7					
Avg. Stride Freq. [Hz]	2.2	2.4	2.3	2.3	2.3	2.3	2.3	2.3					
Avg. Stride Length [m]	5.4	7.9	8.0	7.7	7.6	7.3	7.0	6.6					





Horse/Jockey Name	Brand New
Final Rank	4
Fastest Section Time (Section)	0:08.43 (Overall)
Top Speed [km/h] (Section)	69.9 (1400m)
Race State	Finished



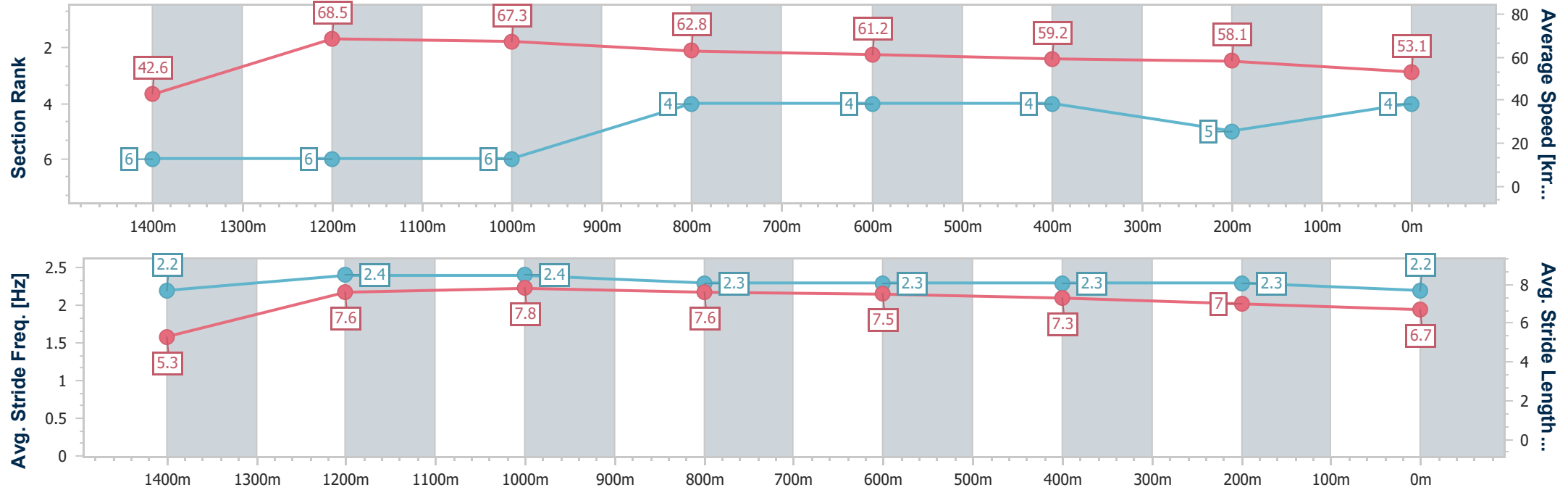
Ladbroke's Cannon Park QLD Professional
Race 3: MAGIC MILLIONS/ROB KOCH MEMORIAL/FNQ UP &
COMING STAYERS BENCHMARK 55 Handicap - 1500m

19 April 2025 - 14:42

Track Rating: Soft 6, Weather: Overcast, Rail Position: True



Section	Overall	1400m	1200m	1000m	800m	600m	400m	200m					
Section Times	1:30.96 [4] (0:08.43)	1:22.53 [6] (0:10.51)	1:12.02 [6] (0:10.53)	1:01.49 [6] (0:11.20)	0:50.29 [4] (0:11.75)	0:38.54 [4] (0:12.35)	0:26.19 [4] (0:12.64)	0:13.55 [5] (0:13.55)					
Average Speed [km/h]	42.6	68.5	67.3	62.8	61.2	59.2	58.1	53.1					
Top Speed [km/h]	64.5	69.9	68.6	64.8	61.9	60.3	59.0	56.2					
Avg. Dist. to Rail [m]	0.6	2.2	3.6	3.2	0.2	2.3	6.3	9.1					
Avg. Stride Freq. [Hz]	2.2	2.4	2.4	2.3	2.3	2.3	2.3	2.2					
Avg. Stride Length [m]	5.3	7.6	7.8	7.6	7.5	7.3	7.0	6.7					



- [] Ranking at each section and finish
- .-.- No data available at this section
- NA No data available



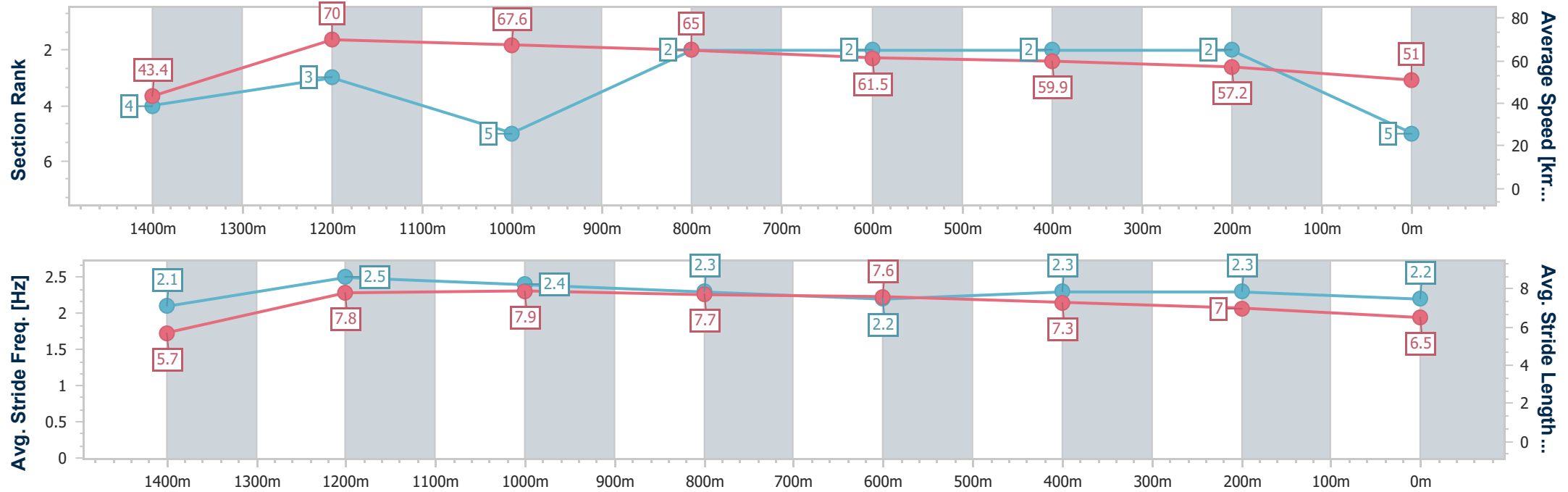
Horse/Jockey Name	Call Me Hilton
Final Rank	5
Fastest Section Time (Section)	0:08.29 (Overall)
Top Speed [km/h] (Section)	70.5 (1400m)
Race State	Finished



Ladbroke's Cannon Park QLD Professional
Race 3: MAGIC MILLIONS/ROB KOCH MEMORIAL/FNQ UP & COMING STAYERS BENCHMARK 55 Handicap - 1500m
19 April 2025 - 14:42
Track Rating: Soft 6, Weather: Overcast, Rail Position: True



Section	Overall	1400m	1200m	1000m	800m	600m	400m	200m					
Section Times	1:31.30 [5] (0:08.29)	1:23.01 [4] (0:10.31)	1:12.70 [3] (0:10.70)	1:02.00 [5] (0:11.21)	0:50.79 [2] (0:11.73)	0:39.06 [2] (0:12.24)	0:26.82 [2] (0:12.74)	0:14.08 [2] (0:14.08)					
Average Speed [km/h]	43.4	70.0	67.6	65.0	61.5	59.9	57.2	51.0					
Top Speed [km/h]	66.6	70.5	69.3	66.6	63.0	61.5	58.4	54.8					
Avg. Dist. to Rail [m]	4.4	2.3	1.2	2.1	2.9	3.0	4.8	7.2					
Avg. Stride Freq. [Hz]	2.1	2.5	2.4	2.3	2.2	2.3	2.3	2.2					
Avg. Stride Length [m]	5.7	7.8	7.9	7.7	7.6	7.3	7.0	6.5					





Horse/Jockey Name	Bradshaw
Final Rank	6
Fastest Section Time (Section)	0:08.13 (Overall)
Top Speed [km/h] (Section)	72.3 (1400m)
Race State	Finished



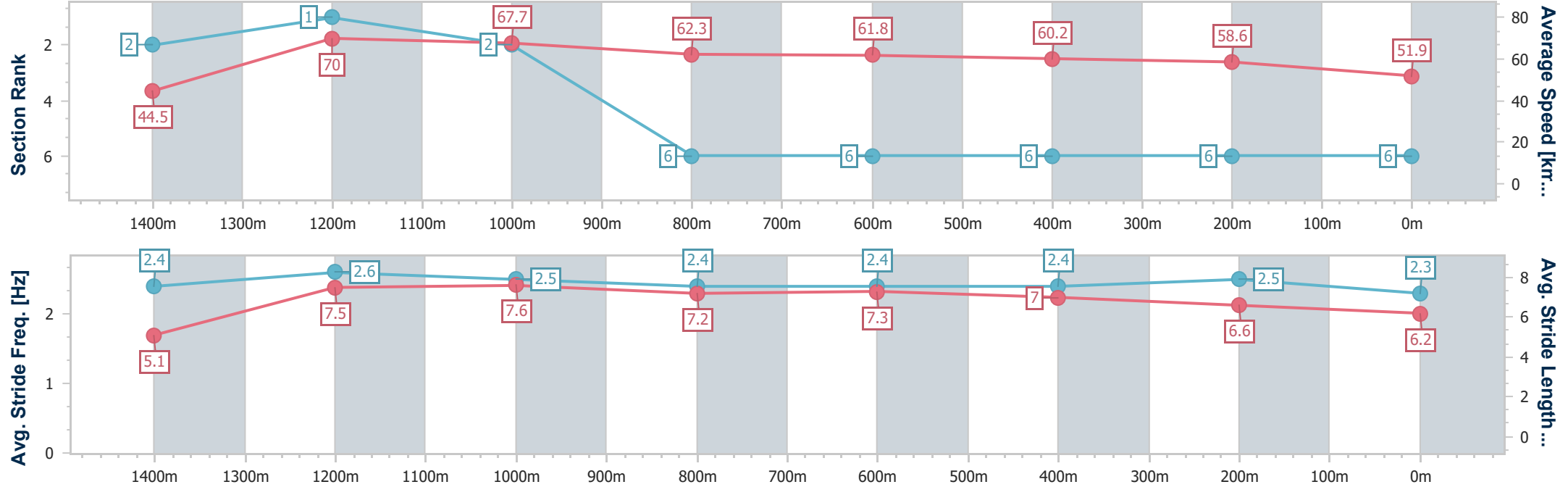
Ladbrokes Cannon Park QLD Professional
Race 3: MAGIC MILLIONS/ROB KOCH MEMORIAL/FNQ UP &
COMING STAYERS BENCHMARK 55 Handicap - 1500m

19 April 2025 - 14:42

Track Rating: Soft 6, Weather: Overcast, Rail Position: True



Section	Overall	1400m	1200m	1000m	800m	600m	400m	200m					
Section Times	1:31.36 [6] (0:08.13)	1:23.23 [2] (0:10.27)	1:12.96 [1] (0:10.65)	1:02.31 [2] (0:11.80)	0:50.51 [6] (0:11.65)	0:38.86 [6] (0:12.39)	0:26.47 [6] (0:12.60)	0:13.87 [6] (0:13.87)					
Average Speed [km/h]	44.5	70.0	67.7	62.3	61.8	60.2	58.6	51.9					
Top Speed [km/h]	64.8	72.3	69.7	63.6	62.5	61.6	60.4	55.2					
Avg. Dist. to Rail [m]	3.0	1.5	1.2	3.4	3.2	5.6	8.5	10.7					
Avg. Stride Freq. [Hz]	2.4	2.6	2.5	2.4	2.4	2.4	2.5	2.3					
Avg. Stride Length [m]	5.1	7.5	7.6	7.2	7.3	7.0	6.6	6.2					



- [] Ranking at each section and finish
- .-.- No data available at this section
- NA No data available



Horse/Jockey Name	Last Line Dance
Final Rank	7
Fastest Section Time (Section)	0:08.13 (Overall)
Top Speed [km/h] (Section)	70.9 (1400m)
Race State	Finished



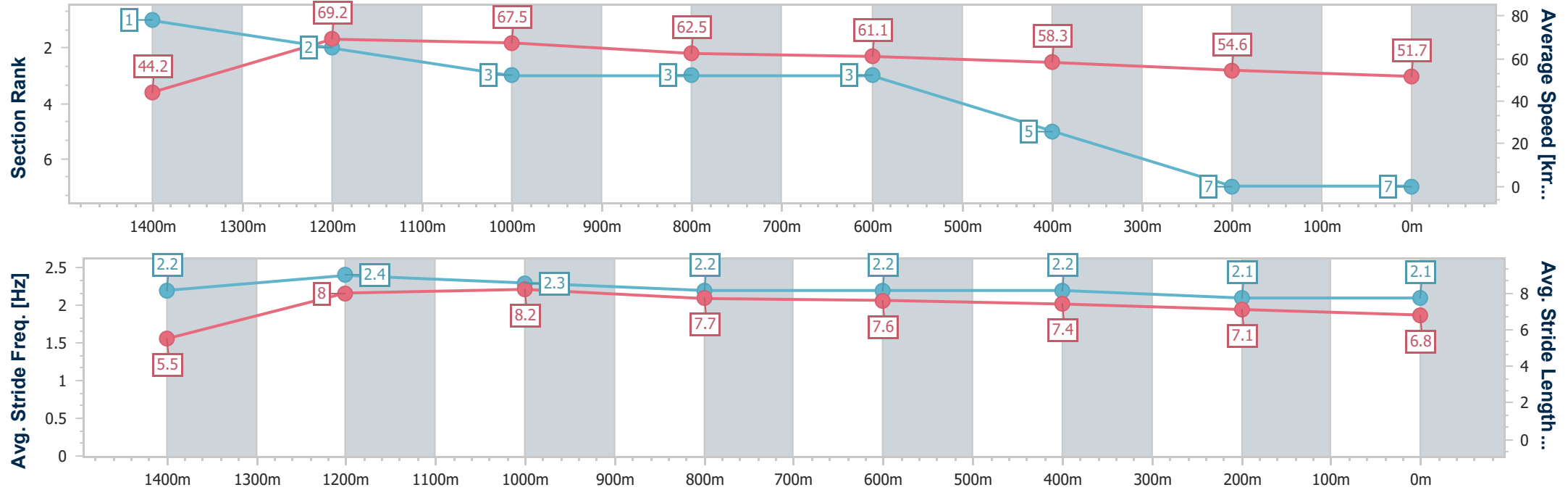
Ladbrokes Cannon Park QLD Professional
Race 3: MAGIC MILLIONS/ROB KOCH MEMORIAL/FNQ UP &
COMING STAYERS BENCHMARK 55 Handicap - 1500m

19 April 2025 - 14:42

Track Rating: Soft 6, Weather: Overcast, Rail Position: True



Section	Overall	1400m	1200m	1000m	800m	600m	400m	200m					
Section Times	1:32.07 [7] (0:08.13)	1:23.94 [1] (0:10.41)	1:13.53 [2] (0:10.58)	1:02.95 [3] (0:11.45)	0:51.50 [3] (0:11.79)	0:39.71 [3] (0:12.41)	0:27.30 [5] (0:13.36)	0:13.94 [7] (0:13.94)					
Average Speed [km/h]	44.2	69.2	67.5	62.5	61.1	58.3	54.6	51.7					
Top Speed [km/h]	65.3	70.9	68.8	65.8	62.6	59.7	56.4	53.6					
Avg. Dist. to Rail [m]	1.3	2.7	3.2	1.4	0.7	1.5	5.4	5.4					
Avg. Stride Freq. [Hz]	2.2	2.4	2.3	2.2	2.2	2.2	2.1	2.1					
Avg. Stride Length [m]	5.5	8.0	8.2	7.7	7.6	7.4	7.1	6.8					





Ladbroke's Cannon Park QLD Professional

Race 4: CENTURY CRANES OPEN Handicap - 1500m

19 April 2025 - 15:22



Track Rating: Soft 6, Weather: Overcast, Rail Position: True

Section						Overall	1400m	1200m	1000m	800m	600m	400m	Last 600m	
Field Times						1:29.95 (0:08.34)	1:21.61 (0:10.83)	1:10.78 (0:10.47)	1:00.31 (0:11.39)	0:48.92 (0:11.78)	0:37.14 (0:12.18)	0:24.96 (0:11.95)	0:37.14	
Rank	TAB	Horse/Jockey	Barrier	Top Speed [km/h]	Fastest Section									Distance Travelled [m]
1	2	HERNE HILL	2	69.7	0:08.71	1:29.95 [1]	1:21.24 [5]	1:10.54 [3]	0:59.98 [3]	0:48.57 [2]	0:36.96 [2]	0:24.96 [1]	0:36.96	
		Lacey Morrison		1400m	Overall	(0:08.71)	(0:10.70)	(0:10.56)	(0:11.41)	(0:11.61)	(0:12.00)	(0:11.95)		
2	4	MEDAL	3	67.9	0:08.44	1:29.98 [2]	1:21.54 [2]	1:10.36 [5]	0:59.60 [6]	0:48.16 [6]	0:36.50 [7]	0:24.35 [6]	0:36.50	+3
		Graham Kliese		1200m	Overall	(0:08.44)	(0:11.18)	(0:10.76)	(0:11.44)	(0:11.66)	(0:12.15)	(0:11.78)		
3	5	HARROW	7	68.0	0:08.83	1:30.08 [3]	1:21.25 [7]	1:10.33 [7]	0:59.49 [7]	0:48.17 [7]	0:36.71 [6]	0:24.90 [3]	0:36.71	+1
		Nathan Thomas		1400m	Overall	(0:08.83)	(0:10.92)	(0:10.84)	(0:11.32)	(0:11.46)	(0:11.81)	(0:11.98)		
4	1	STRATHCONA	4	66.9	0:08.51	1:30.44 [4]	1:21.93 [4]	1:10.99 [4]	1:00.24 [4]	0:48.93 [4]	0:37.24 [3]	0:25.22 [4]	0:37.24	-2
		Jackson Murphy		1400m	Overall	(0:08.51)	(0:10.94)	(0:10.75)	(0:11.31)	(0:11.69)	(0:12.02)	(0:12.14)		
5	7	BORLOTTI BEANS	5	69.2	0:08.34	1:30.54 [5]	1:22.20 [1]	1:11.37 [1]	1:00.90 [1]	0:49.51 [1]	0:37.73 [1]	0:25.55 [2]	0:37.73	-2
		Tyler Leslight		1200m	Overall	(0:08.34)	(0:10.83)	(0:10.47)	(0:11.39)	(0:11.78)	(0:12.18)	(0:12.49)		
6	3	DEVIL KICK	6	69.0	0:08.75	1:30.59 [6]	1:21.84 [6]	1:10.96 [6]	1:00.32 [5]	0:48.91 [5]	0:37.24 [5]	0:24.99 [5]	0:37.24	+2
		Aidan Holt		1400m	Overall	(0:08.75)	(0:10.88)	(0:10.64)	(0:11.41)	(0:11.67)	(0:12.25)	(0:12.14)		
7	6	LOVE ON SUNDAY	1	68.9	0:08.47	1:33.08 [7]	1:24.61 [3]	1:13.86 [2]	1:03.17 [2]	0:51.62 [3]	0:39.81 [4]	0:27.13 [7]	0:39.81	-6
		Amanda Thomson		1400m	Overall	(0:08.47)	(0:10.75)	(0:10.69)	(0:11.55)	(0:11.81)	(0:12.68)	(0:13.43)		



Ladbroke's Cannon Park QLD Professional
Race 4: CENTURY CRANES OPEN Handicap - 1500m
19 April 2025 - 15:22



Track Rating: Soft 6, Weather: Overcast, Rail Position: True

Section Field Times				200m 0:13.01 (0:13.01)		Last 600m 0:37.14			
Rank	TAB	Horse/Jockey	Barrier	Top Speed [km/h]	Fastest Section	Margin			Distance Travelled [m]
1	2	HERNE HILL	2	69.7	0:08.71	0:13.01 [1]	1:29.95		0:36.96
		Lacey Morrison		1400m	Overall	(0:13.01)			
2	4	MEDAL	3	67.9	0:08.44	0:12.57 [4]	0.16L		0:36.50 +3
		Graham Kliese		1200m	Overall	(0:12.57)			
3	5	HARROW	7	68.0	0:08.83	0:12.92 [2]	0.77L		0:36.71 +1
		Nathan Thomas		1400m	Overall	(0:12.92)			
4	1	STRATHCONA	4	66.9	0:08.51	0:13.08 [3]	2.91L		0:37.24 -2
		Jackson Murphy		1400m	Overall	(0:13.08)			
5	7	BORLOTTI BEANS	5	69.2	0:08.34	0:13.06 [5]	3.47L		0:37.73 -2
		Tyler Leslight		1200m	Overall	(0:13.06)			
6	3	DEVIL KICK	6	69.0	0:08.75	0:12.85 [6]	3.77L		0:37.24 +2
		Aidan Holt		1400m	Overall	(0:12.85)			
7	6	LOVE ON SUNDAY	1	68.9	0:08.47	0:13.70 [7]	18.41L		0:39.81 -6
		Amanda Thomson		1400m	Overall	(0:13.70)			



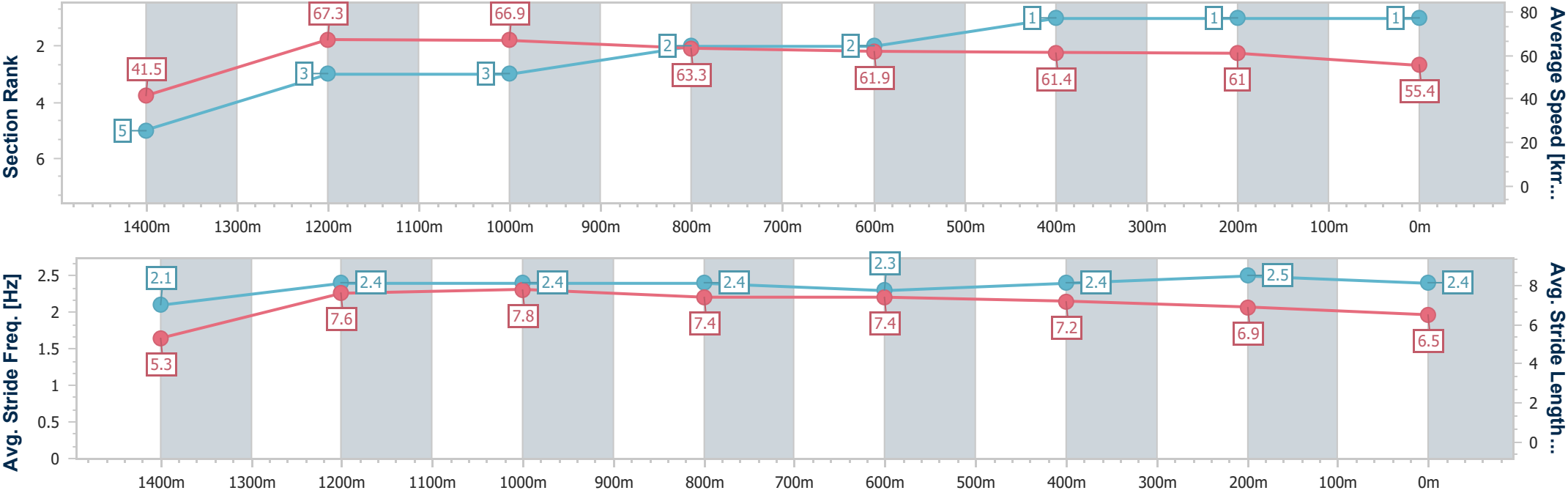
Horse/Jockey Name	Herne Hill
Final Rank	1
Fastest Section Time (Section)	0:08.71 (Overall)
Top Speed [km/h] (Section)	69.7 (1400m)
Race State	Finished



Ladbrokes Cannon Park QLD Professional
Race 4: CENTURY CRANES OPEN Handicap - 1500m
19 April 2025 - 15:22
Track Rating: Soft 6, Weather: Overcast, Rail Position: True



Section	Overall	1400m	1200m	1000m	800m	600m	400m	200m					
Section Times	1:29.95 [1] (0:08.71)	1:21.24 [5] (0:10.70)	1:10.54 [3] (0:10.56)	0:59.98 [3] (0:11.41)	0:48.57 [2] (0:11.61)	0:36.96 [2] (0:12.00)	0:24.96 [1] (0:11.95)	0:13.01 [1] (0:13.01)					
Average Speed [km/h]	41.5	67.3	66.9	63.3	61.9	61.4	61.0	55.4					
Top Speed [km/h]	63.6	69.7	68.1	65.6	63.5	63.4	63.0	59.7					
Avg. Dist. to Rail [m]	3.7	7.6	6.5	2.9	3.9	3.5	4.8	3.9					
Avg. Stride Freq. [Hz]	2.1	2.4	2.4	2.4	2.3	2.4	2.5	2.4					
Avg. Stride Length [m]	5.3	7.6	7.8	7.4	7.4	7.2	6.9	6.5					





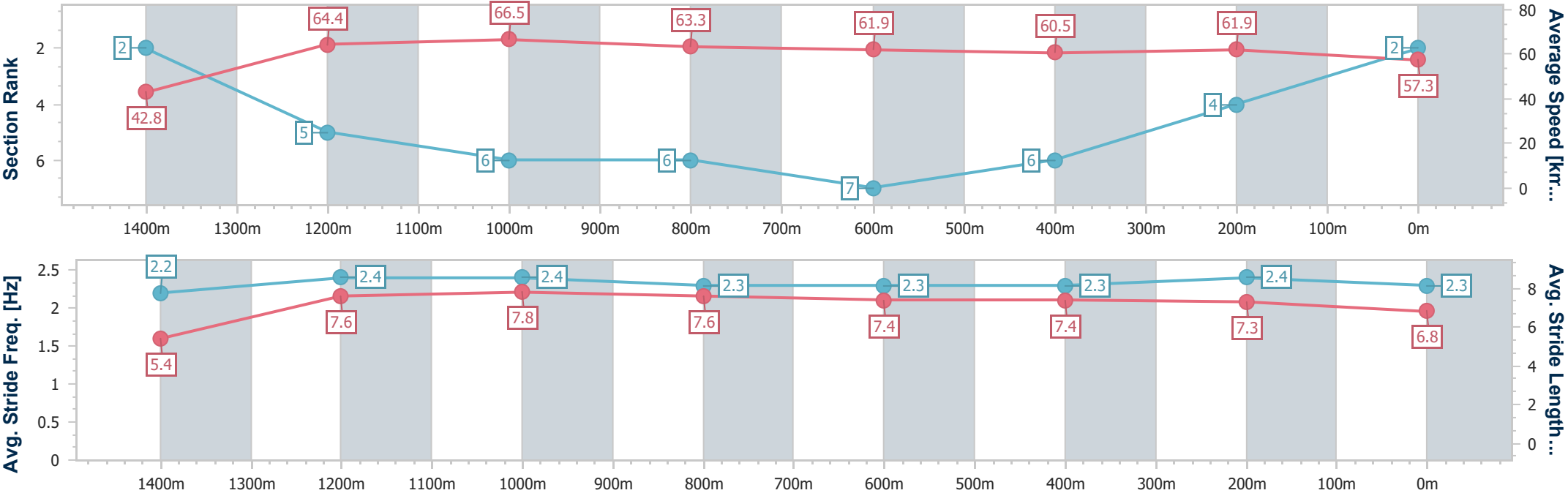
Horse/Jockey Name	Medal
Final Rank	2
Fastest Section Time (Section)	0:08.44 (Overall)
Top Speed [km/h] (Section)	67.9 (1200m)
Race State	Finished



Ladbrokes Cannon Park QLD Professional
Race 4: CENTURY CRANES OPEN Handicap - 1500m
19 April 2025 - 15:22
Track Rating: Soft 6, Weather: Overcast, Rail Position: True



Section	Overall	1400m	1200m	1000m	800m	600m	400m	200m					
Section Times	1:29.98 [2] (0:08.44)	1:21.54 [2] (0:11.18)	1:10.36 [5] (0:10.76)	0:59.60 [6] (0:11.44)	0:48.16 [6] (0:11.66)	0:36.50 [7] (0:12.15)	0:24.35 [6] (0:11.78)	0:12.57 [4] (0:12.57)					
Average Speed [km/h]	42.8	64.4	66.5	63.3	61.9	60.5	61.9	57.3					
Top Speed [km/h]	59.2	66.7	67.9	66.4	62.8	62.3	63.5	60.4					
Avg. Dist. to Rail [m]	0.9	2.9	3.1	2.0	3.7	3.6	4.9	5.2					
Avg. Stride Freq. [Hz]	2.2	2.4	2.4	2.3	2.3	2.3	2.4	2.3					
Avg. Stride Length [m]	5.4	7.6	7.8	7.6	7.4	7.4	7.3	6.8					





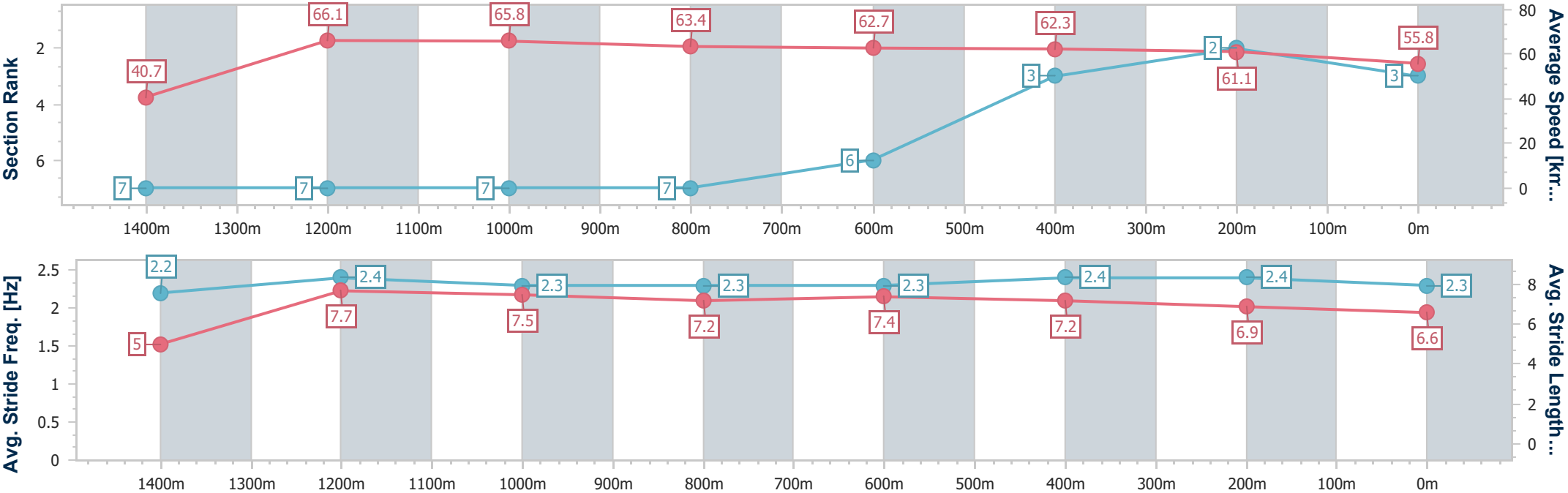
Horse/Jockey Name	Harrow
Final Rank	3
Fastest Section Time (Section)	0:08.83 (Overall)
Top Speed [km/h] (Section)	68.0 (1400m)
Race State	Finished



Ladbrokes Cannon Park QLD Professional
Race 4: CENTURY CRANES OPEN Handicap - 1500m
19 April 2025 - 15:22
Track Rating: Soft 6, Weather: Overcast, Rail Position: True



Section	Overall	1400m	1200m	1000m	800m	600m	400m	200m					
Section Times	1:30.08 [3] (0:08.83)	1:21.25 [7] (0:10.92)	1:10.33 [7] (0:10.84)	0:59.49 [7] (0:11.32)	0:48.17 [7] (0:11.46)	0:36.71 [6] (0:11.81)	0:24.90 [3] (0:11.98)	0:12.92 [2] (0:12.92)					
Average Speed [km/h]	40.7	66.1	65.8	63.4	62.7	62.3	61.1	55.8					
Top Speed [km/h]	60.7	68.0	67.0	65.9	64.4	64.2	62.6	59.0					
Avg. Dist. to Rail [m]	2.9	2.7	2.8	1.1	2.6	3.5	5.5	5.9					
Avg. Stride Freq. [Hz]	2.2	2.4	2.3	2.3	2.3	2.4	2.4	2.3					
Avg. Stride Length [m]	5.0	7.7	7.5	7.2	7.4	7.2	6.9	6.6					





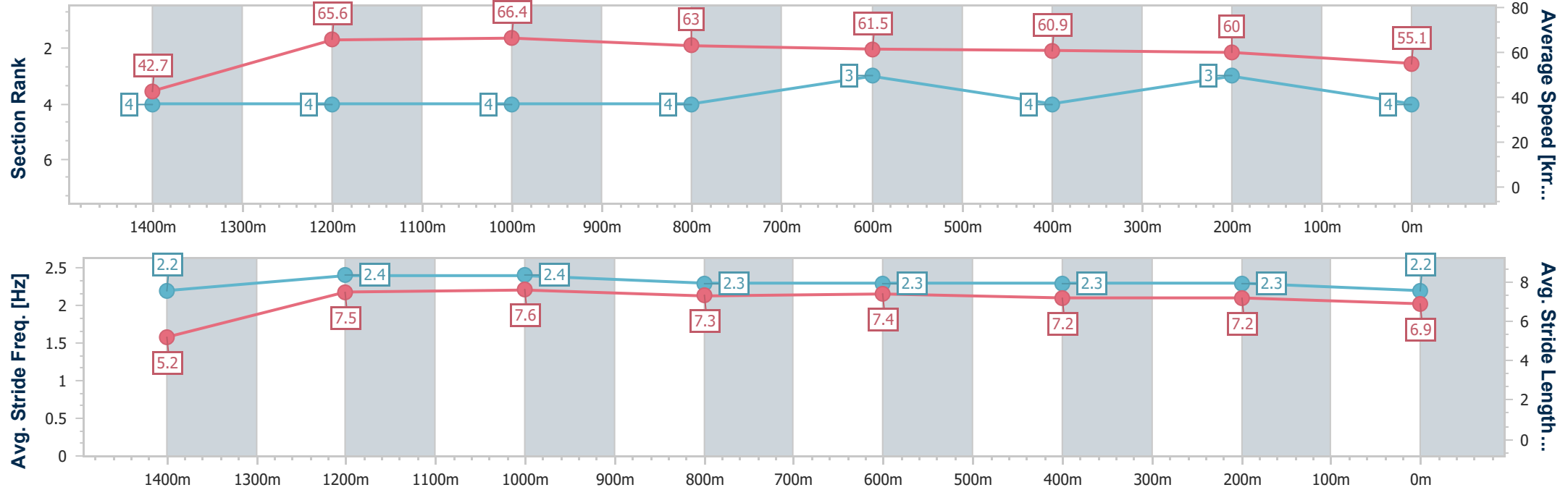
Horse/Jockey Name	Strathcona
Final Rank	4
Fastest Section Time (Section)	0:08.51 (Overall)
Top Speed [km/h] (Section)	66.9 (1400m)
Race State	Finished



Ladbrokes Cannon Park QLD Professional
Race 4: CENTURY CRANES OPEN Handicap - 1500m
19 April 2025 - 15:22
Track Rating: Soft 6, Weather: Overcast, Rail Position: True



Section	Overall	1400m	1200m	1000m	800m	600m	400m	200m					
Section Times	1:30.44 [4] (0:08.51)	1:21.93 [4] (0:10.94)	1:10.99 [4] (0:10.75)	1:00.24 [4] (0:11.31)	0:48.93 [4] (0:11.69)	0:37.24 [3] (0:12.02)	0:25.22 [4] (0:12.14)	0:13.08 [3] (0:13.08)					
Average Speed [km/h]	42.7	65.6	66.4	63.0	61.5	60.9	60.0	55.1					
Top Speed [km/h]	62.3	66.9	66.9	65.5	62.4	61.9	61.7	58.3					
Avg. Dist. to Rail [m]	2.2	1.3	2.5	1.4	1.2	1.9	4.4	3.7					
Avg. Stride Freq. [Hz]	2.2	2.4	2.4	2.3	2.3	2.3	2.3	2.2					
Avg. Stride Length [m]	5.2	7.5	7.6	7.3	7.4	7.2	7.2	6.9					





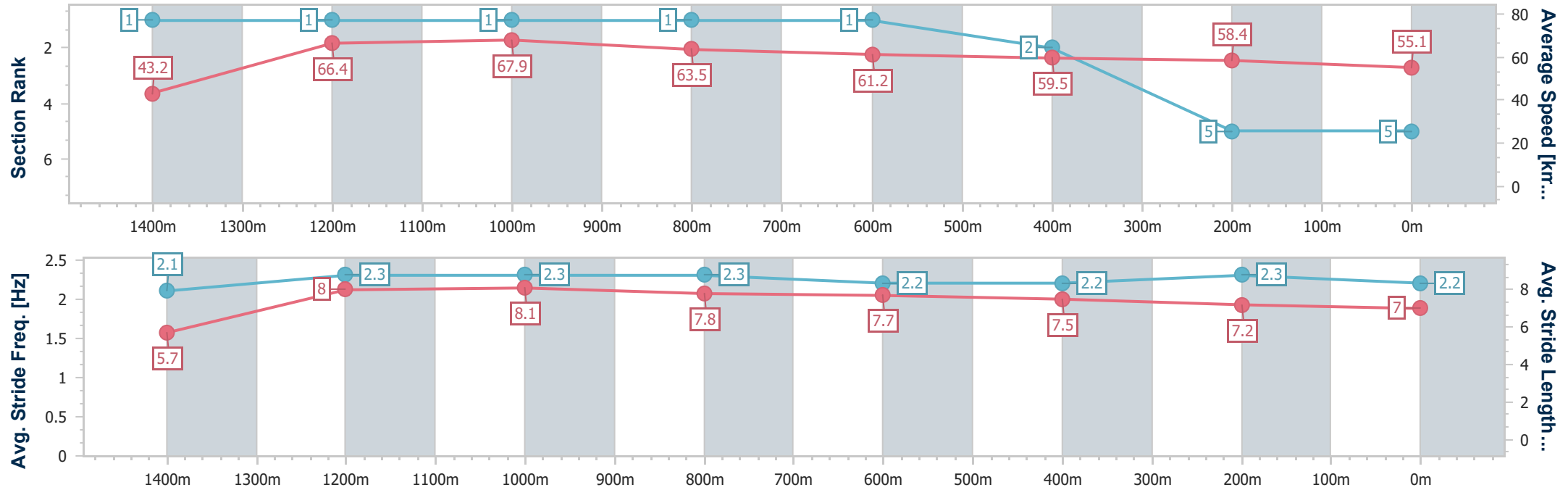
Horse/Jockey Name	Borlotti Beans
Final Rank	5
Fastest Section Time (Section)	0:08.34 (Overall)
Top Speed [km/h] (Section)	69.2 (1200m)
Race State	Finished



Ladbrokes Cannon Park QLD Professional
Race 4: CENTURY CRANES OPEN Handicap - 1500m
19 April 2025 - 15:22
Track Rating: Soft 6, Weather: Overcast, Rail Position: True



Section	Overall	1400m	1200m	1000m	800m	600m	400m	200m					
Section Times	1:30.54 [5] (0:08.34)	1:22.20 [1] (0:10.83)	1:11.37 [1] (0:10.47)	1:00.90 [1] (0:11.39)	0:49.51 [1] (0:11.78)	0:37.73 [1] (0:12.18)	0:25.55 [2] (0:12.49)	0:13.06 [5] (0:13.06)					
Average Speed [km/h]	43.2	66.4	67.9	63.5	61.2	59.5	58.4	55.1					
Top Speed [km/h]	61.7	68.9	69.2	66.0	62.4	61.2	59.3	57.3					
Avg. Dist. to Rail [m]	2.8	3.6	4.1	1.3	0.8	1.9	4.1	4.2					
Avg. Stride Freq. [Hz]	2.1	2.3	2.3	2.3	2.2	2.2	2.3	2.2					
Avg. Stride Length [m]	5.7	8.0	8.1	7.8	7.7	7.5	7.2	7.0					





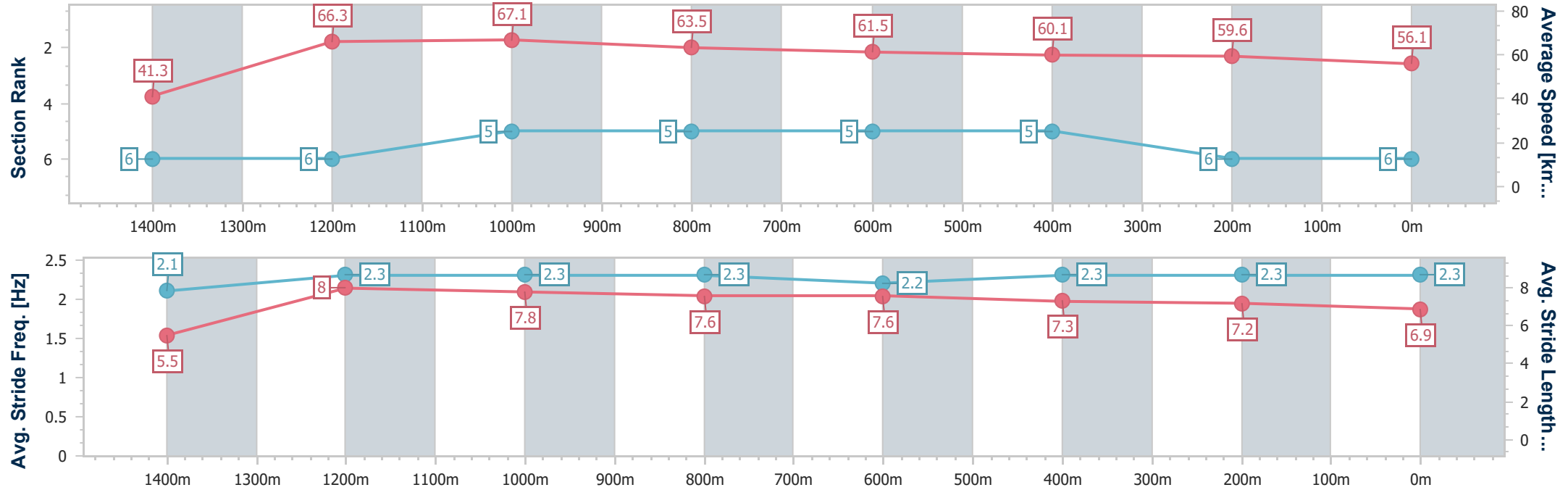
Horse/Jockey Name	Devil Kick
Final Rank	6
Fastest Section Time (Section)	0:08.75 (Overall)
Top Speed [km/h] (Section)	69.0 (1400m)
Race State	Finished



Ladbrokes Cannon Park QLD Professional
Race 4: CENTURY CRANES OPEN Handicap - 1500m
19 April 2025 - 15:22
Track Rating: Soft 6, Weather: Overcast, Rail Position: True



Section	Overall	1400m	1200m	1000m	800m	600m	400m	200m					
Section Times	1:30.59 [6] (0:08.75)	1:21.84 [6] (0:10.88)	1:10.96 [6] (0:10.64)	1:00.32 [5] (0:11.41)	0:48.91 [5] (0:11.67)	0:37.24 [5] (0:12.25)	0:24.99 [5] (0:12.14)	0:12.85 [6] (0:12.85)					
Average Speed [km/h]	41.3	66.3	67.1	63.5	61.5	60.1	59.6	56.1					
Top Speed [km/h]	59.6	69.0	68.7	65.4	62.1	62.2	60.3	58.3					
Avg. Dist. to Rail [m]	4.8	2.1	3.1	2.0	4.2	3.6	2.0	5.1					
Avg. Stride Freq. [Hz]	2.1	2.3	2.3	2.3	2.2	2.3	2.3	2.3					
Avg. Stride Length [m]	5.5	8.0	7.8	7.6	7.6	7.3	7.2	6.9					





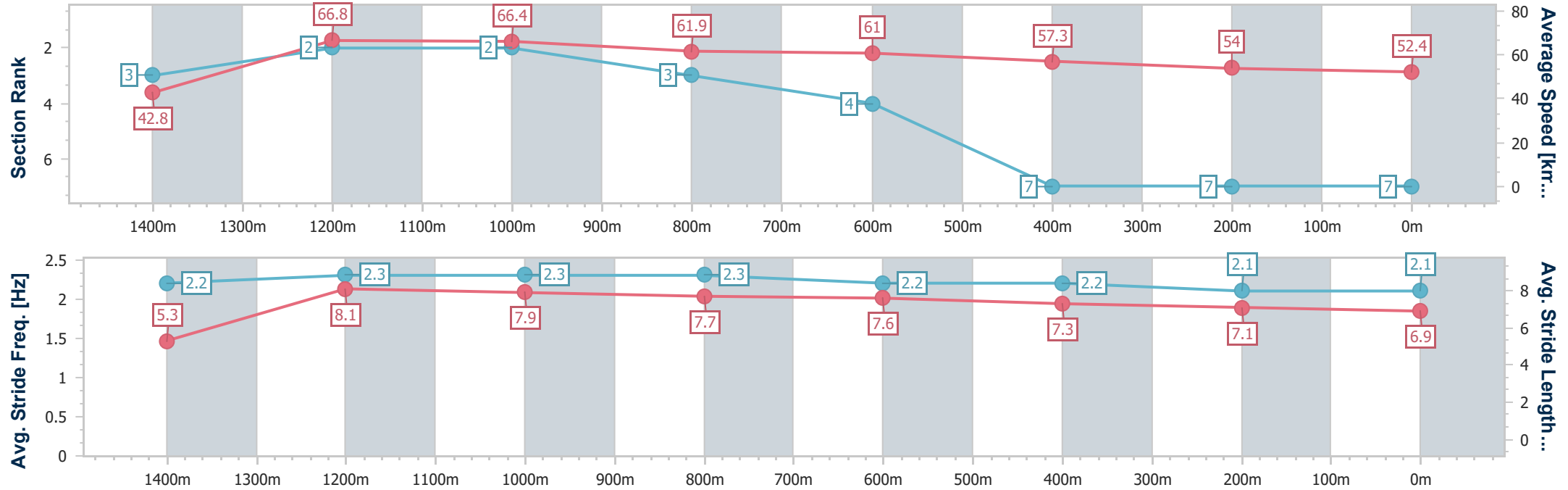
Horse/Jockey Name	Love On Sunday
Final Rank	7
Fastest Section Time (Section)	0:08.47 (Overall)
Top Speed [km/h] (Section)	68.9 (1400m)
Race State	Finished



Ladbrokes Cannon Park QLD Professional
Race 4: CENTURY CRANES OPEN Handicap - 1500m
19 April 2025 - 15:22
Track Rating: Soft 6, Weather: Overcast, Rail Position: True



Section	Overall	1400m	1200m	1000m	800m	600m	400m	200m					
Section Times	1:33.08 [7] (0:08.47)	1:24.61 [3] (0:10.75)	1:13.86 [2] (0:10.69)	1:03.17 [2] (0:11.55)	0:51.62 [3] (0:11.81)	0:39.81 [4] (0:12.68)	0:27.13 [7] (0:13.43)	0:13.70 [7] (0:13.70)					
Average Speed [km/h]	42.8	66.8	66.4	61.9	61.0	57.3	54.0	52.4					
Top Speed [km/h]	63.0	68.9	68.6	62.7	62.0	61.2	55.4	54.4					
Avg. Dist. to Rail [m]	3.5	4.4	3.9	1.8	1.9	1.1	2.0	3.1					
Avg. Stride Freq. [Hz]	2.2	2.3	2.3	2.3	2.2	2.2	2.1	2.1					
Avg. Stride Length [m]	5.3	8.1	7.9	7.7	7.6	7.3	7.1	6.9					





Ladbroke's Cannon Park QLD Professional
Race 5: GREAT NORTHERN BREWING CO. BENCHMARK 50 Handicap -
950m
19 April 2025 - 16:02



Track Rating: Soft 6, Weather: Overcast, Rail Position: True

Section						Overall	800m	600m	400m	200m	Last 600m			
Field Times						0:55.79 (0:10.31)	0:45.48 (0:10.39)	0:35.09 (0:11.02)	0:24.07 (0:11.59)	0:12.48 (0:12.48)	0:35.09			
Rank	TAB	Horse/Jockey	Barrier	Top Speed [km/h]	Fastest Section							Margin	Distance Travelled [m]	
1	4	THREEBROTHERS	3	70.9	0:10.31	0:55.79 [1]	0:45.48 [1]	0:35.09 [1]	0:23.97 [3]	0:12.48 [1]	0:55.79	0:35.09		
		Nathan Thomas		800m	Overall	(0:10.31)	(0:10.39)	(0:11.12)	(0:11.49)	(0:12.48)				
2	5	MAKANUI	7	70.6	0:10.35	0:55.88 [2]	0:45.29 [5]	0:34.94 [3]	0:24.16 [1]	0:12.55 [2]	0.51L	0:34.94 -1		
		Tyler Leslight		800m	800m	(0:10.59)	(0:10.35)	(0:10.78)	(0:11.61)	(0:12.55)				
3	3	ASAMBE	4	71.0	0:10.40	0:56.04 [3]	0:45.16 [8]	0:34.76 [8]	0:23.77 [6]	0:12.12 [7]	1.44L	0:34.76 +3		
		Graham Kliese		800m	800m	(0:10.88)	(0:10.40)	(0:10.99)	(0:11.65)	(0:12.12)				
4	2	TARIFF	5	68.4	0:10.66	0:56.09 [4]	0:45.43 [7]	0:34.73 [9]	0:23.73 [8]	0:12.17 [6]	1.75L	0:34.73 +3		
		Aidan Holt		600m	Overall	(0:10.66)	(0:10.70)	(0:11.00)	(0:11.56)	(0:12.17)				
5	1	BRING ME TO LIFE	6	71.7	0:10.23	0:56.09 [5]	0:45.54 [4]	0:35.31 [2]	0:24.34 [2]	0:12.62 [3]	1.75L	0:35.31 +2		
		Lauren Guernier		800m	800m	(0:10.55)	(0:10.23)	(0:10.97)	(0:11.72)	(0:12.62)				
6	6	THEGIRLSGOTTHIS	9	71.8	0:10.13	0:56.47 [6]	0:45.47 [9]	0:35.34 [5]	0:24.48 [4]	0:12.84 [4]	3.95L	0:35.34 +0		
		Lacey Morrison		800m	800m	(0:11.00)	(0:10.13)	(0:10.86)	(0:11.64)	(0:12.84)				
7	8	BELLA BIANCA	1	69.5	0:10.50	0:56.80 [7]	0:46.30 [2]	0:35.75 [4]	0:24.71 [5]	0:12.92 [5]	5.94L	0:35.75 +0		
		Bella Youngberry		800m	Overall	(0:10.50)	(0:10.55)	(0:11.04)	(0:11.79)	(0:12.92)				
8	7	BOOVEY	8	69.3	0:10.59	0:56.81 [8]	0:46.19 [6]	0:35.60 [7]	0:24.48 [7]	0:12.70 [8]	6L	0:35.60 +6		
		Amanda Thomson		600m	800m	(0:10.62)	(0:10.59)	(0:11.12)	(0:11.78)	(0:12.70)				
9	9	LITTLE LOVER	2	68.3	0:10.51	0:56.93 [9]	0:46.42 [3]	0:35.74 [6]	0:24.44 [9]	0:12.54 [9]	6.67L	0:35.74 +3		
		Wanderson D'Avila		600m	Overall	(0:10.51)	(0:10.68)	(0:11.30)	(0:11.90)	(0:12.54)				



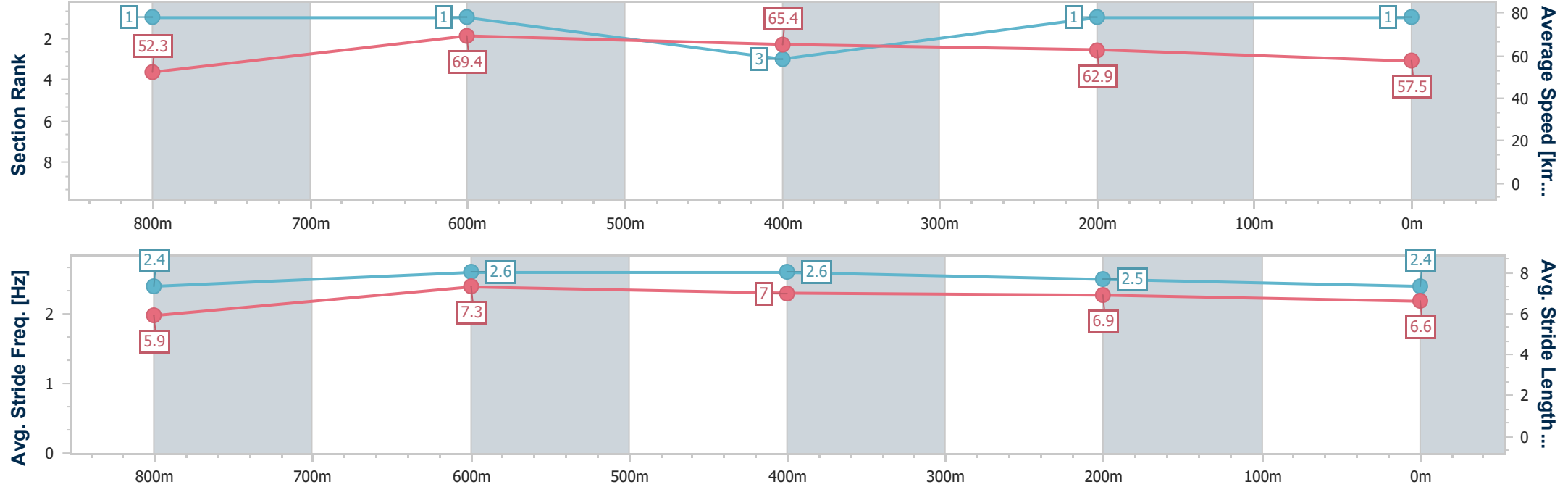
Horse/Jockey Name	Threebrothers
Final Rank	1
Fastest Section Time (Section)	0:10.31 (Overall)
Top Speed [km/h] (Section)	70.9 (800m)
Race State	Finished



Ladbrokes Cannon Park QLD Professional
Race 5: GREAT NORTHERN BREWING CO. BENCHMARK 50
Handicap - 950m
19 April 2025 - 16:02
Track Rating: Soft 6, Weather: Overcast, Rail Position: True



Section	Overall	800m	600m	400m	200m										
Section Times	0:55.79 [1] (0:10.31)	0:45.48 [1] (0:10.39)	0:35.09 [1] (0:11.12)	0:23.97 [3] (0:11.49)	0:12.48 [1] (0:12.48)										
Average Speed [km/h]	52.3	69.4	65.4	62.9	57.5										
Top Speed [km/h]	67.3	70.9	69.6	63.8	61.8										
Avg. Dist. to Rail [m]	4.4	0.6	1.2	1.9	3.2										
Avg. Stride Freq. [Hz]	2.4	2.6	2.6	2.5	2.4										
Avg. Stride Length [m]	5.9	7.3	7.0	6.9	6.6										





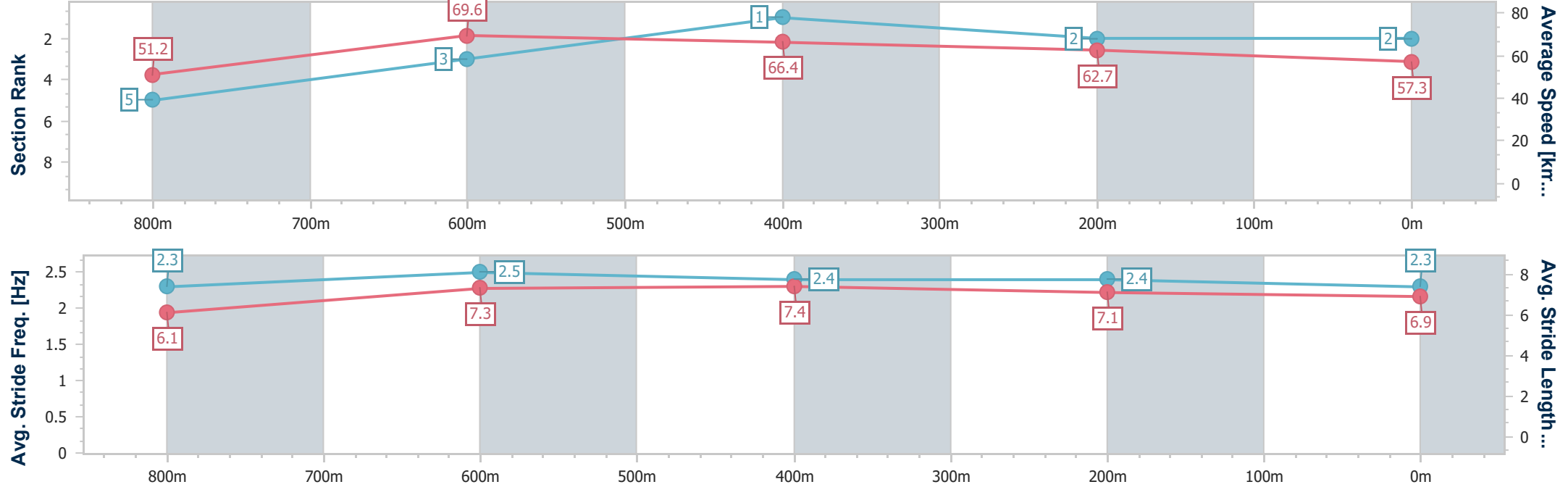
Horse/Jockey Name	Makanui
Final Rank	2
Fastest Section Time (Section)	0:10.35 (800m)
Top Speed [km/h] (Section)	70.6 (800m)
Race State	Finished



Ladbrokes Cannon Park QLD Professional
Race 5: GREAT NORTHERN BREWING CO. BENCHMARK 50
Handicap - 950m
19 April 2025 - 16:02
Track Rating: Soft 6, Weather: Overcast, Rail Position: True



Section	Overall	800m	600m	400m	200m														
Section Times	0:55.88 [2] (0:10.59)	0:45.29 [5] (0:10.35)	0:34.94 [3] (0:10.78)	0:24.16 [1] (0:11.61)	0:12.55 [2] (0:12.55)														
Average Speed [km/h]	51.2	69.6	66.4	62.7	57.3														
Top Speed [km/h]	68.1	70.6	69.5	64.8	61.2														
Avg. Dist. to Rail [m]	4.5	1.7	1.7	4.5	5.9														
Avg. Stride Freq. [Hz]	2.3	2.5	2.4	2.4	2.3														
Avg. Stride Length [m]	6.1	7.3	7.4	7.1	6.9														





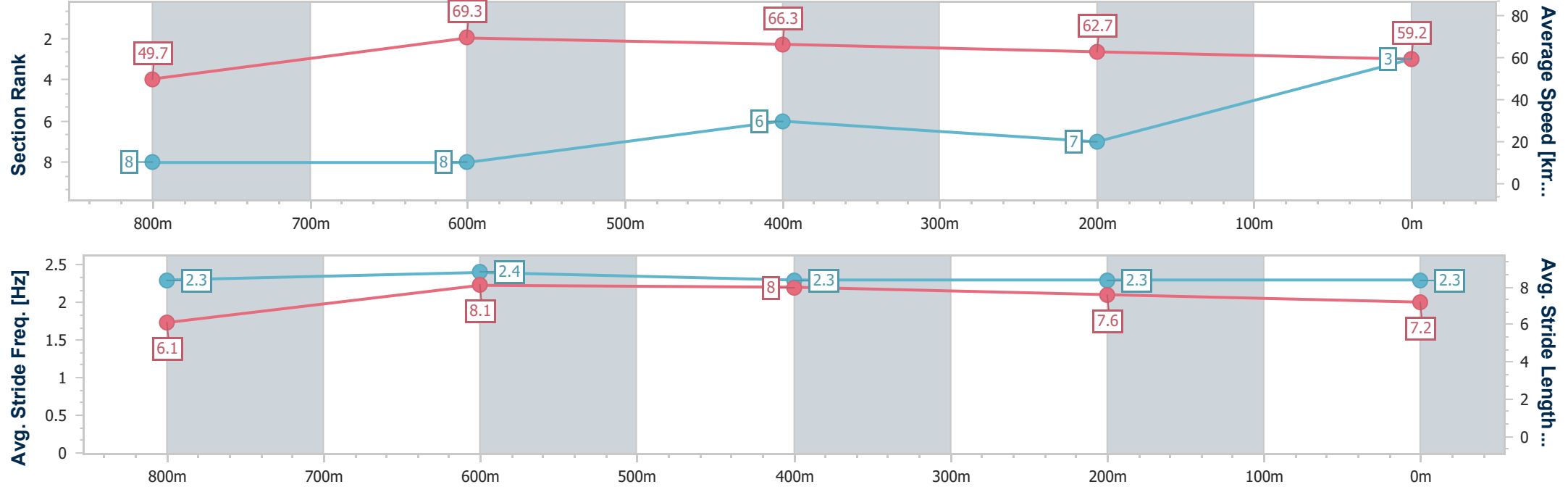
Horse/Jockey Name	Asambe
Final Rank	3
Fastest Section Time (Section)	0:10.40 (800m)
Top Speed [km/h] (Section)	71.0 (800m)
Race State	Finished



Ladbrokes Cannon Park QLD Professional
Race 5: GREAT NORTHERN BREWING CO. BENCHMARK 50
Handicap - 950m
19 April 2025 - 16:02
Track Rating: Soft 6, Weather: Overcast, Rail Position: True



Section	Overall	800m	600m	400m	200m									
Section Times	0:56.04 [3] (0:10.88)	0:45.16 [8] (0:10.40)	0:34.76 [8] (0:10.99)	0:23.77 [6] (0:11.65)	0:12.12 [7] (0:12.12)									
Average Speed [km/h]	49.7	69.3	66.3	62.7	59.2									
Top Speed [km/h]	67.5	71.0	69.5	64.6	61.6									
Avg. Dist. to Rail [m]	2.7	1.2	2.1	6.6	6.6									
Avg. Stride Freq. [Hz]	2.3	2.4	2.3	2.3	2.3									
Avg. Stride Length [m]	6.1	8.1	8.0	7.6	7.2									





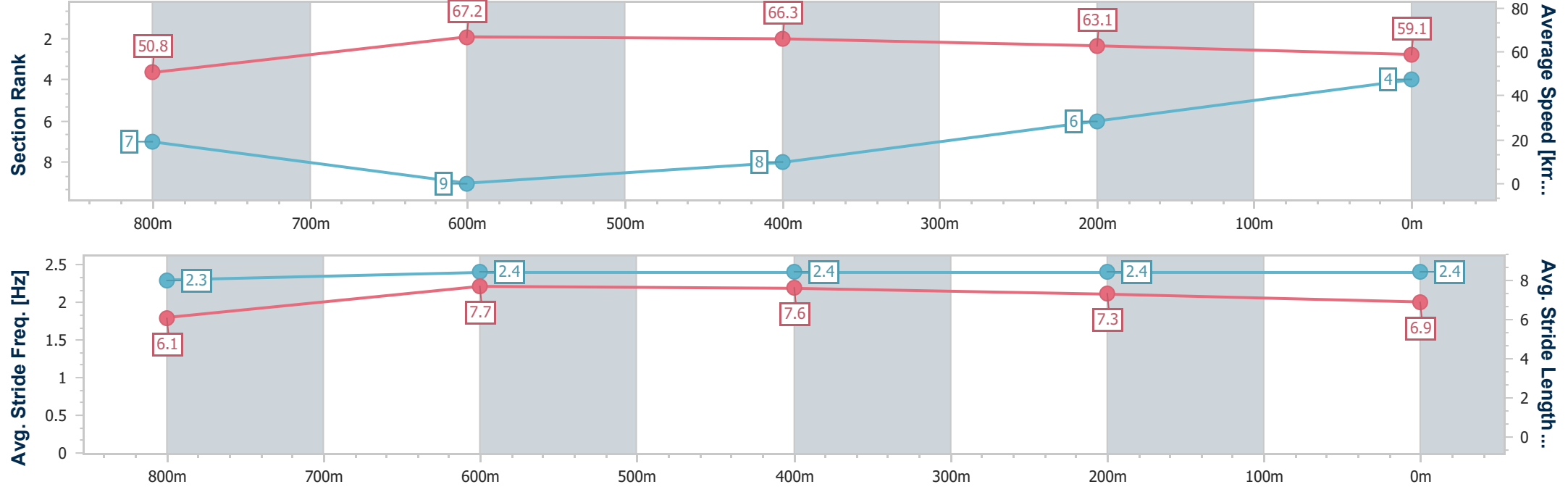
Horse/Jockey Name	Tariff
Final Rank	4
Fastest Section Time (Section)	0:10.66 (Overall)
Top Speed [km/h] (Section)	68.4 (600m)
Race State	Finished



Ladbroke's Cannon Park QLD Professional
Race 5: GREAT NORTHERN BREWING CO. BENCHMARK 50
Handicap - 950m
19 April 2025 - 16:02
Track Rating: Soft 6, Weather: Overcast, Rail Position: True



Section	Overall	800m	600m	400m	200m														
Section Times	0:56.09 [4] (0:10.66)	0:45.43 [7] (0:10.70)	0:34.73 [9] (0:11.00)	0:23.73 [8] (0:11.56)	0:12.17 [6] (0:12.17)														
Average Speed [km/h]	50.8	67.2	66.3	63.1	59.1														
Top Speed [km/h]	66.5	68.1	68.4	64.0	61.3														
Avg. Dist. to Rail [m]	5.8	2.8	2.2	3.2	2.0														
Avg. Stride Freq. [Hz]	2.3	2.4	2.4	2.4	2.4														
Avg. Stride Length [m]	6.1	7.7	7.6	7.3	6.9														





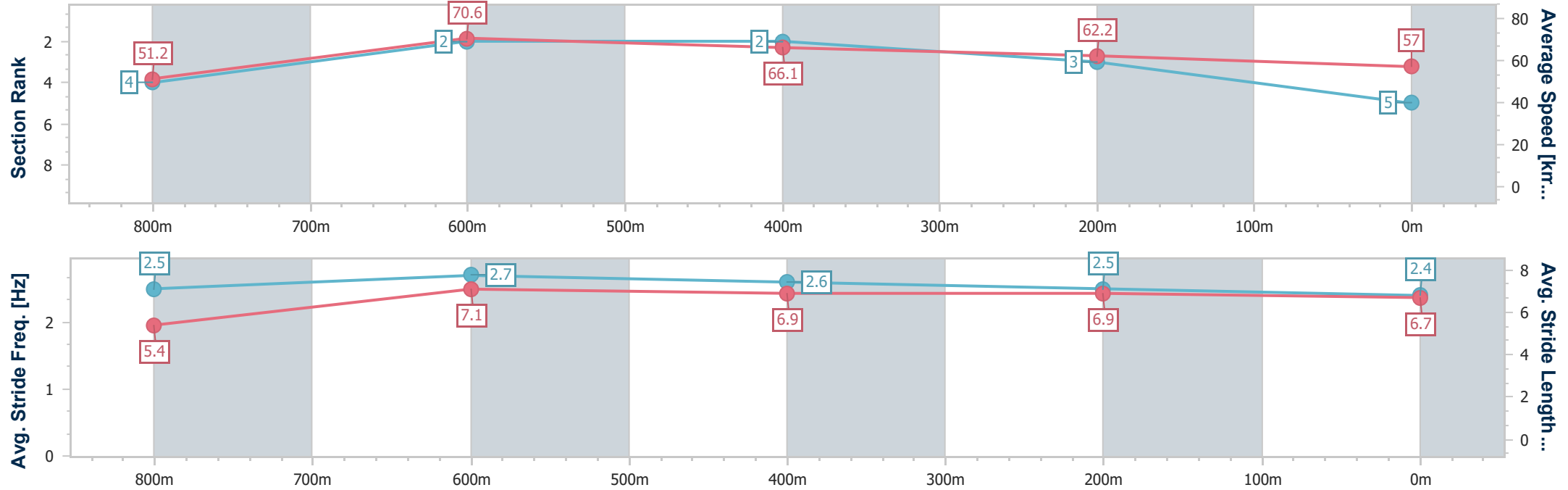
Horse/Jockey Name	Bring Me To Life
Final Rank	5
Fastest Section Time (Section)	0:10.23 (800m)
Top Speed [km/h] (Section)	71.7 (800m)
Race State	Finished



Ladbrokes Cannon Park QLD Professional
Race 5: GREAT NORTHERN BREWING CO. BENCHMARK 50
Handicap - 950m
19 April 2025 - 16:02
Track Rating: Soft 6, Weather: Overcast, Rail Position: True



Section	Overall	800m	600m	400m	200m										
Section Times	0:56.09 [5] (0:10.55)	0:45.54 [4] (0:10.23)	0:35.31 [2] (0:10.97)	0:24.34 [2] (0:11.72)	0:12.62 [3] (0:12.62)										
Average Speed [km/h]	51.2	70.6	66.1	62.2	57.0										
Top Speed [km/h]	71.3	71.7	69.4	64.1	59.4										
Avg. Dist. to Rail [m]	4.0	0.5	1.5	4.7	3.8										
Avg. Stride Freq. [Hz]	2.5	2.7	2.6	2.5	2.4										
Avg. Stride Length [m]	5.4	7.1	6.9	6.9	6.7										





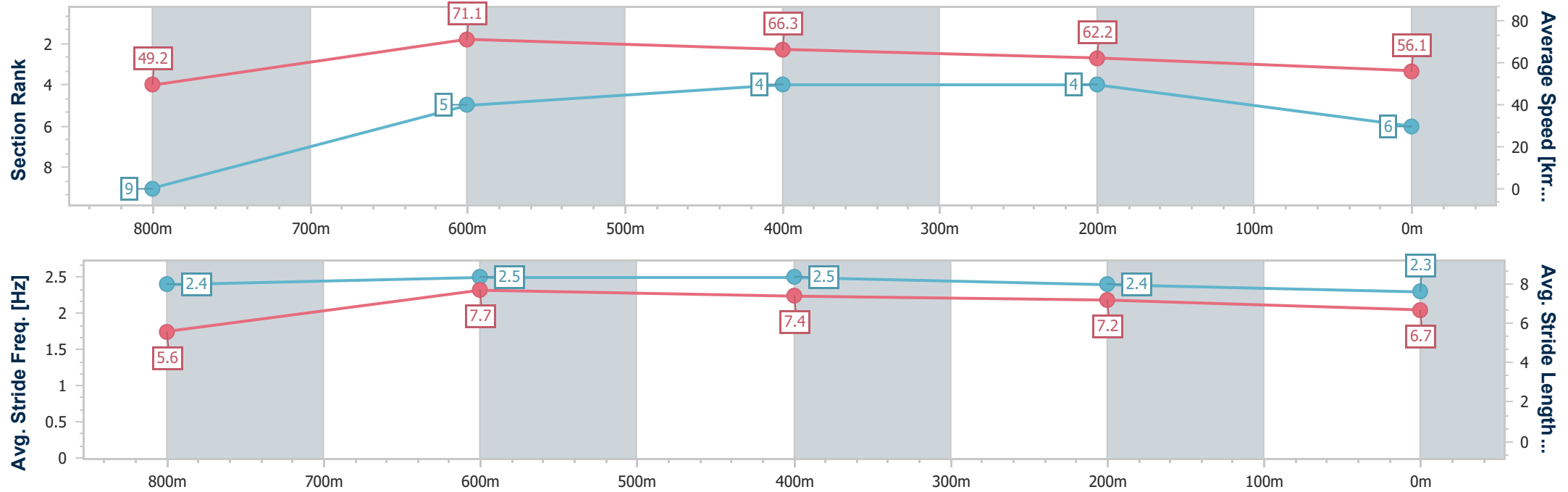
Horse/Jockey Name	Thegirlsgotthis
Final Rank	6
Fastest Section Time (Section)	0:10.13 (800m)
Top Speed [km/h] (Section)	71.8 (800m)
Race State	Finished



Ladbrokes Cannon Park QLD Professional
Race 5: GREAT NORTHERN BREWING CO. BENCHMARK 50
Handicap - 950m
19 April 2025 - 16:02
Track Rating: Soft 6, Weather: Overcast, Rail Position: True



Section	Overall	800m	600m	400m	200m															
Section Times	0:56.47 [6] (0:11.00)	0:45.47 [9] (0:10.13)	0:35.34 [5] (0:10.86)	0:24.48 [4] (0:11.64)	0:12.84 [4] (0:12.84)															
Average Speed [km/h]	49.2	71.1	66.3	62.2	56.1															
Top Speed [km/h]	71.8	71.8	69.1	65.3	58.9															
Avg. Dist. to Rail [m]	9.1	2.1	0.9	3.6	5.3															
Avg. Stride Freq. [Hz]	2.4	2.5	2.5	2.4	2.3															
Avg. Stride Length [m]	5.6	7.7	7.4	7.2	6.7															





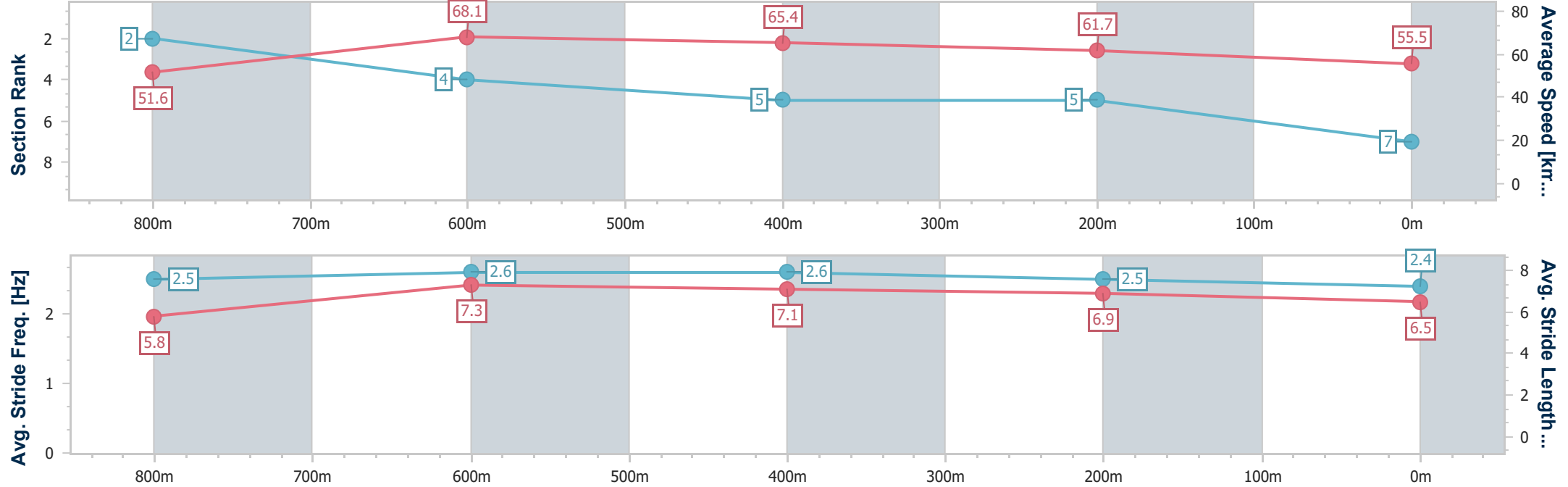
Horse/Jockey Name	Bella Bianca
Final Rank	7
Fastest Section Time (Section)	0:10.50 (Overall)
Top Speed [km/h] (Section)	69.5 (800m)
Race State	Finished



Ladbrokes Cannon Park QLD Professional
Race 5: GREAT NORTHERN BREWING CO. BENCHMARK 50
Handicap - 950m
19 April 2025 - 16:02
Track Rating: Soft 6, Weather: Overcast, Rail Position: True



Section	Overall	800m	600m	400m	200m									
Section Times	0:56.80 [7] (0:10.50)	0:46.30 [2] (0:10.55)	0:35.75 [4] (0:11.04)	0:24.71 [5] (0:11.79)	0:12.92 [5] (0:12.92)									
Average Speed [km/h]	51.6	68.1	65.4	61.7	55.5									
Top Speed [km/h]	68.1	69.5	69.1	63.5	58.8									
Avg. Dist. to Rail [m]	0.7	1.5	1.4	4.0	3.8									
Avg. Stride Freq. [Hz]	2.5	2.6	2.6	2.5	2.4									
Avg. Stride Length [m]	5.8	7.3	7.1	6.9	6.5									





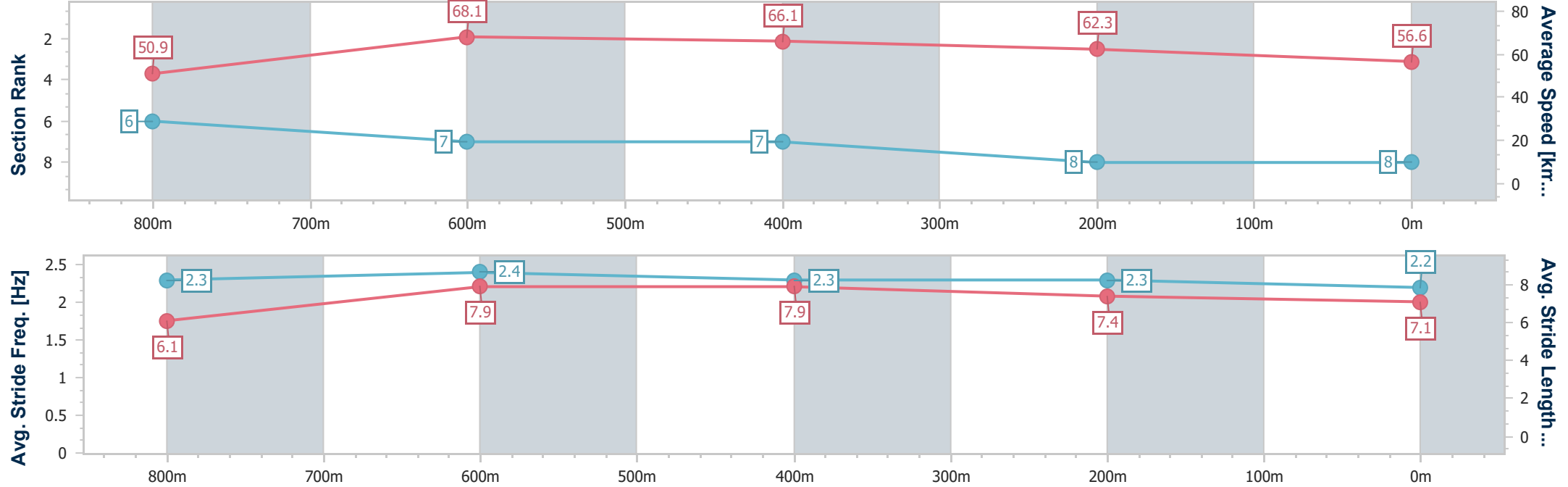
Horse/Jockey Name	Boovey
Final Rank	8
Fastest Section Time (Section)	0:10.59 (800m)
Top Speed [km/h] (Section)	69.3 (600m)
Race State	Finished



Ladbroke's Cannon Park QLD Professional
Race 5: GREAT NORTHERN BREWING CO. BENCHMARK 50
Handicap - 950m
19 April 2025 - 16:02
Track Rating: Soft 6, Weather: Overcast, Rail Position: True



Section	Overall	800m	600m	400m	200m										
Section Times	0:56.81 [8] (0:10.62)	0:46.19 [6] (0:10.59)	0:35.60 [7] (0:11.12)	0:24.48 [7] (0:11.78)	0:12.70 [8] (0:12.70)										
Average Speed [km/h]	50.9	68.1	66.1	62.3	56.6										
Top Speed [km/h]	68.4	69.1	69.3	63.8	60.1										
Avg. Dist. to Rail [m]	7.5	3.5	3.6	6.9	7.7										
Avg. Stride Freq. [Hz]	2.3	2.4	2.3	2.3	2.2										
Avg. Stride Length [m]	6.1	7.9	7.9	7.4	7.1										





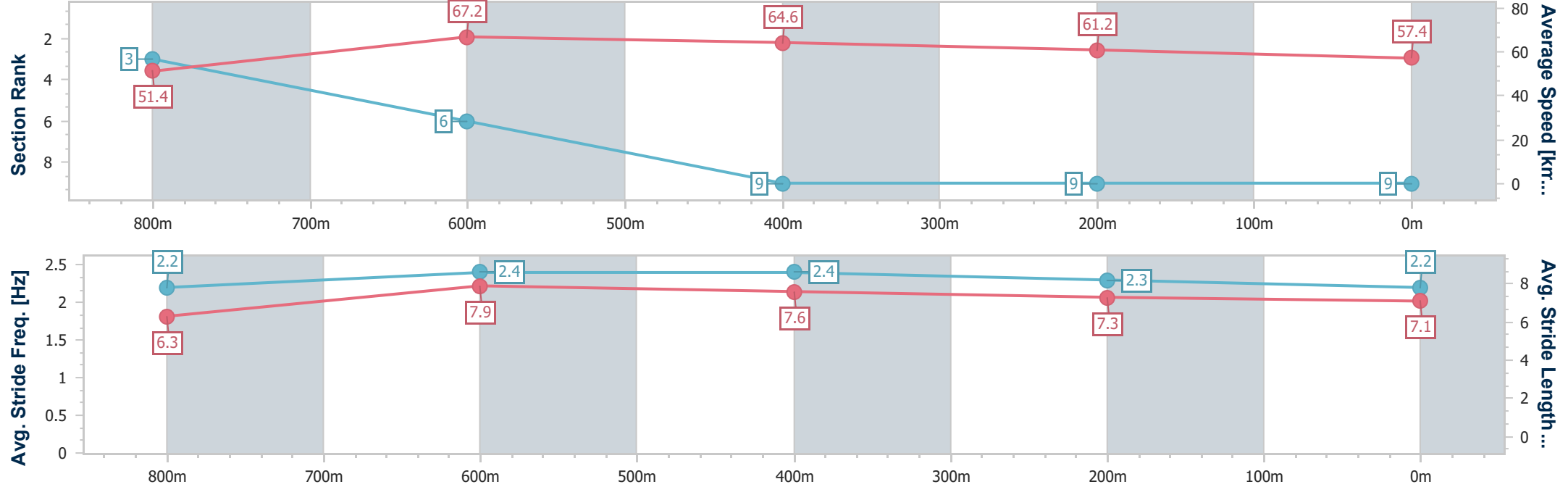
Horse/Jockey Name	Little Lover
Final Rank	9
Fastest Section Time (Section)	0:10.51 (Overall)
Top Speed [km/h] (Section)	68.3 (600m)
Race State	Finished



Ladbroke's Cannon Park QLD Professional
Race 5: GREAT NORTHERN BREWING CO. BENCHMARK 50
Handicap - 950m
19 April 2025 - 16:02
Track Rating: Soft 6, Weather: Overcast, Rail Position: True



Section	Overall	800m	600m	400m	200m														
Section Times	0:56.93 [9] (0:10.51)	0:46.42 [3] (0:10.68)	0:35.74 [6] (0:11.30)	0:24.44 [9] (0:11.90)	0:12.54 [9] (0:12.54)														
Average Speed [km/h]	51.4	67.2	64.6	61.2	57.4														
Top Speed [km/h]	68.1	68.2	68.3	62.2	61.9														
Avg. Dist. to Rail [m]	2.2	0.7	2.1	3.9	4.4														
Avg. Stride Freq. [Hz]	2.2	2.4	2.4	2.3	2.2														
Avg. Stride Length [m]	6.3	7.9	7.6	7.3	7.1														





Ladbroke's Cannon Park QLD Professional
Race 6: RED BERET HOTEL BENCHMARK 60 Handicap - 950m

19 April 2025 - 16:38



Track Rating: Soft 6, Weather: Overcast, Rail Position: True

Section						Overall	800m	600m	400m	200m	Last 600m			
Field Times						0:55.85 (0:10.20)	0:45.65 (0:10.23)	0:35.42 (0:10.94)	0:24.48 (0:11.73)	0:12.75 (0:12.75)	0:35.42			
Rank	TAB	Horse/Jockey	Barrier	Top Speed [km/h]	Fastest Section							Margin	Distance Travelled [m]	
1	9	BLOOMIN' RIPPER	8	71.0	0:10.32	0:55.85 [1]	0:45.16 [9]	0:34.84 [9]	0:24.00 [5]	0:12.61 [3]	0:55.85	0:34.84		
		Tyler Leslight		800m	800m	(0:10.69)	(0:10.32)	(0:10.84)	(0:11.39)	(0:12.61)				
2	8	LUCKY LENI	2	70.3	0:10.33	0:55.86 [2]	0:45.38 [6]	0:35.05 [6]	0:24.23 [4]	0:12.51 [4]	0.06L	0:35.05 +0		
		Nathan Thomas		800m	800m	(0:10.48)	(0:10.33)	(0:10.82)	(0:11.72)	(0:12.51)				
3	10	LASER BEAM	4	70.3	0:10.28	0:56.02 [3]	0:45.28 [10]	0:35.00 [10]	0:24.00 [10]	0:12.56 [5]	1L	0:35.00 -2		
		Amanda Thomson		800m	800m	(0:10.74)	(0:10.28)	(0:11.00)	(0:11.44)	(0:12.56)				
4	2	KITEMA	7	72.0	0:10.10	0:56.03 [4]	0:45.62 [4]	0:35.52 [3]	0:24.59 [2]	0:12.93 [1]	1.03L	0:35.52 +3		
		Bella Youngberry		800m	800m	(0:10.41)	(0:10.10)	(0:10.93)	(0:11.66)	(0:12.93)				
5	7	SUPER TWENTY THREE	5	70.9	0:10.29	0:56.11 [5]	0:45.43 [8]	0:35.14 [8]	0:24.20 [7]	0:12.62 [6]	1.53L	0:35.14 +2		
		Jackson Murphy		800m	800m	(0:10.68)	(0:10.29)	(0:10.94)	(0:11.58)	(0:12.62)				
6	1	RECRUITER	9	71.4	0:10.23	0:56.23 [6]	0:45.74 [7]	0:35.51 [4]	0:24.27 [8]	0:12.50 [8]	2.25L	0:35.51 +8		
		Lauren Guernier		800m	800m	(0:10.49)	(0:10.23)	(0:11.24)	(0:11.77)	(0:12.50)				
7	6	SNITZAROO	3	71.1	0:10.20	0:56.27 [7]	0:46.07 [1]	0:35.84 [1]	0:24.90 [1]	0:13.07 [2]	2.46L	0:35.84 -1		
		Graham Kliese		800m	Overall	(0:10.20)	(0:10.23)	(0:10.94)	(0:11.83)	(0:13.07)				
8	4	LISTENTOZOU	6	71.2	0:10.19	0:57.02 [8]	0:46.71 [2]	0:36.52 [2]	0:25.47 [3]	0:13.46 [7]	6.88L	0:36.52 +3		
		Lacey Morrison		800m	800m	(0:10.31)	(0:10.19)	(0:11.05)	(0:12.01)	(0:13.46)				
9	5	AMMAND	10	69.8	0:10.35	0:57.22 [9]	0:46.87 [3]	0:36.49 [5]	0:25.31 [6]	0:13.29 [9]	8.03L	0:36.49 +9		
		Wanderson D'Avila		800m	Overall	(0:10.35)	(0:10.38)	(0:11.18)	(0:12.02)	(0:13.29)				
10	3	NO LOVE LOST	1	69.9	0:10.39	0:58.89 [10]	0:48.41 [5]	0:38.02 [7]	0:26.92 [9]	0:14.46 [10]	17.85L	0:38.02 -1		
		Aidan Holt		800m	800m	(0:10.48)	(0:10.39)	(0:11.10)	(0:12.46)	(0:14.46)				

Report Created: Sat 19 April 2025 16:53 GMT+10 (Note: Timing is based on position data)

Page 1/11

[] Ranking at each section and finish
-:-:- No data available at this section
NA No data available

SCN Saddle cloth number
DNF Did not finish
DNT Did not track

data processed by  TRIPLESDATA



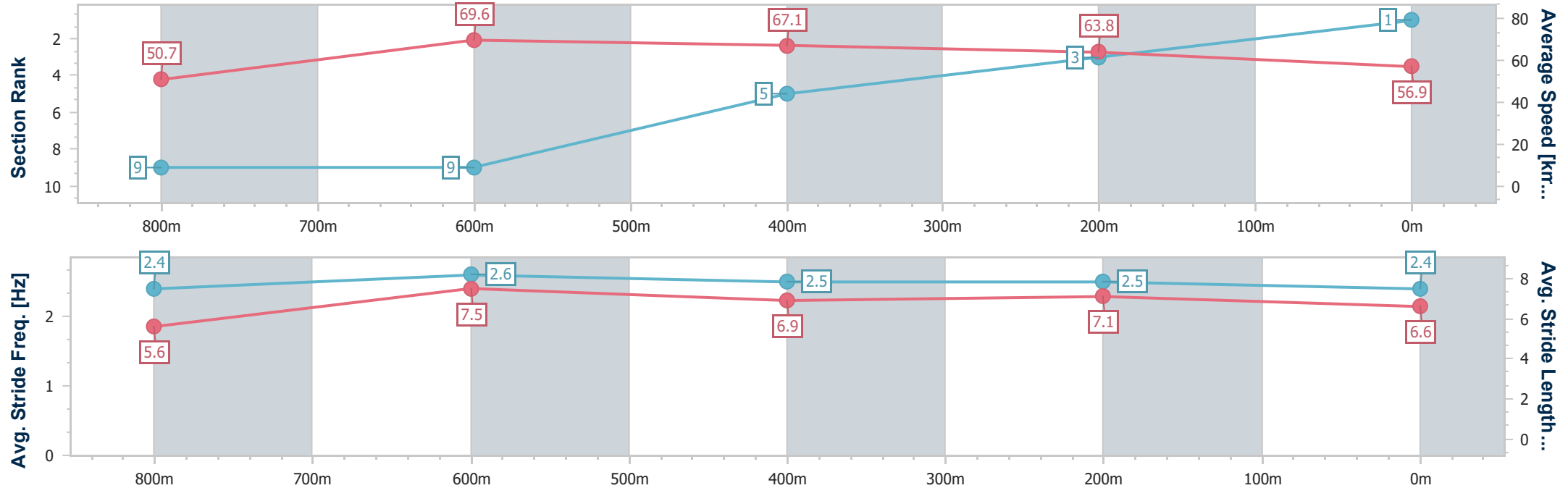
Horse/Jockey Name	Bloomin' Ripper
Final Rank	1
Fastest Section Time (Section)	0:10.32 (800m)
Top Speed [km/h] (Section)	71.0 (800m)
Race State	Finished



Ladbrokes Cannon Park QLD Professional
Race 6: RED BERET HOTEL BENCHMARK 60 Handicap - 950m
19 April 2025 - 16:38
Track Rating: Soft 6, Weather: Overcast, Rail Position: True



Section	Overall	800m	600m	400m	200m										
Section Times	0:55.85 [1] (0:10.69)	0:45.16 [9] (0:10.32)	0:34.84 [9] (0:10.84)	0:24.00 [5] (0:11.39)	0:12.61 [3] (0:12.61)										
Average Speed [km/h]	50.7	69.6	67.1	63.8	56.9										
Top Speed [km/h]	69.6	71.0	68.8	65.4	61.8										
Avg. Dist. to Rail [m]	11.4	6.7	1.5	4.2	6.4										
Avg. Stride Freq. [Hz]	2.4	2.6	2.5	2.5	2.4										
Avg. Stride Length [m]	5.6	7.5	6.9	7.1	6.6										





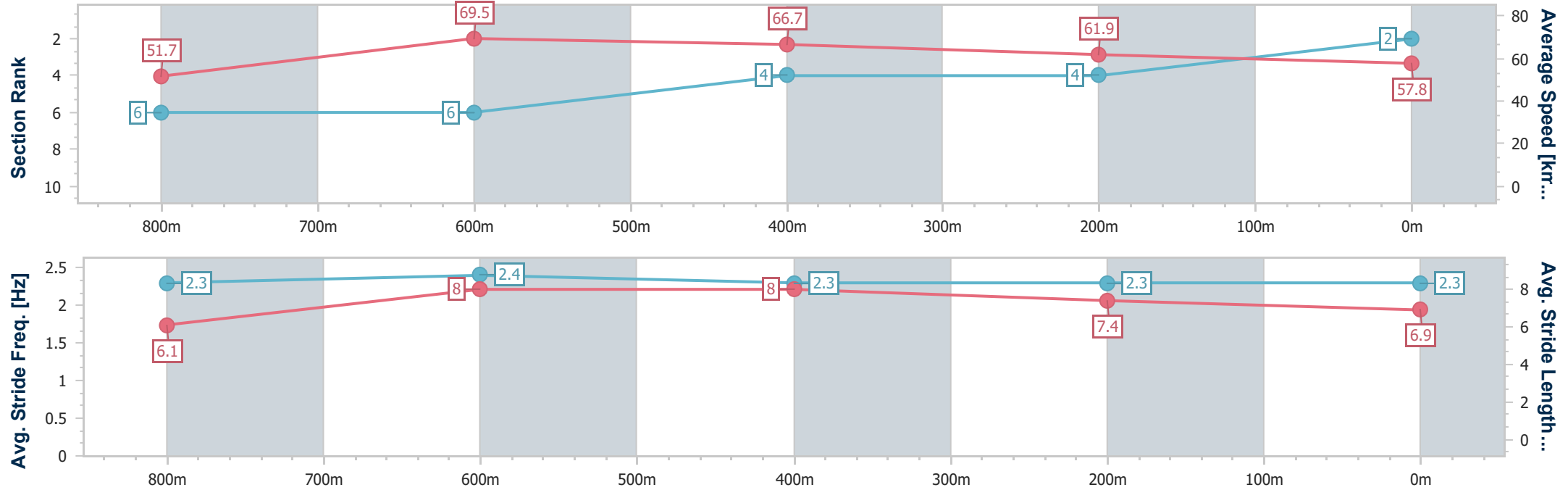
Horse/Jockey Name	Lucky Leni
Final Rank	2
Fastest Section Time (Section)	0:10.33 (800m)
Top Speed [km/h] (Section)	70.3 (800m)
Race State	Finished



Ladbrokes Cannon Park QLD Professional
Race 6: RED BERET HOTEL BENCHMARK 60 Handicap - 950m
19 April 2025 - 16:38
Track Rating: Soft 6, Weather: Overcast, Rail Position: True



Section	Overall	800m	600m	400m	200m										
Section Times	0:55.86 [2] (0:10.48)	0:45.38 [6] (0:10.33)	0:35.05 [6] (0:10.82)	0:24.23 [4] (0:11.72)	0:12.51 [4] (0:12.51)										
Average Speed [km/h]	51.7	69.5	66.7	61.9	57.8										
Top Speed [km/h]	69.3	70.3	69.6	63.3	60.1										
Avg. Dist. to Rail [m]	2.0	1.2	1.4	3.7	3.5										
Avg. Stride Freq. [Hz]	2.3	2.4	2.3	2.3	2.3										
Avg. Stride Length [m]	6.1	8.0	8.0	7.4	6.9										





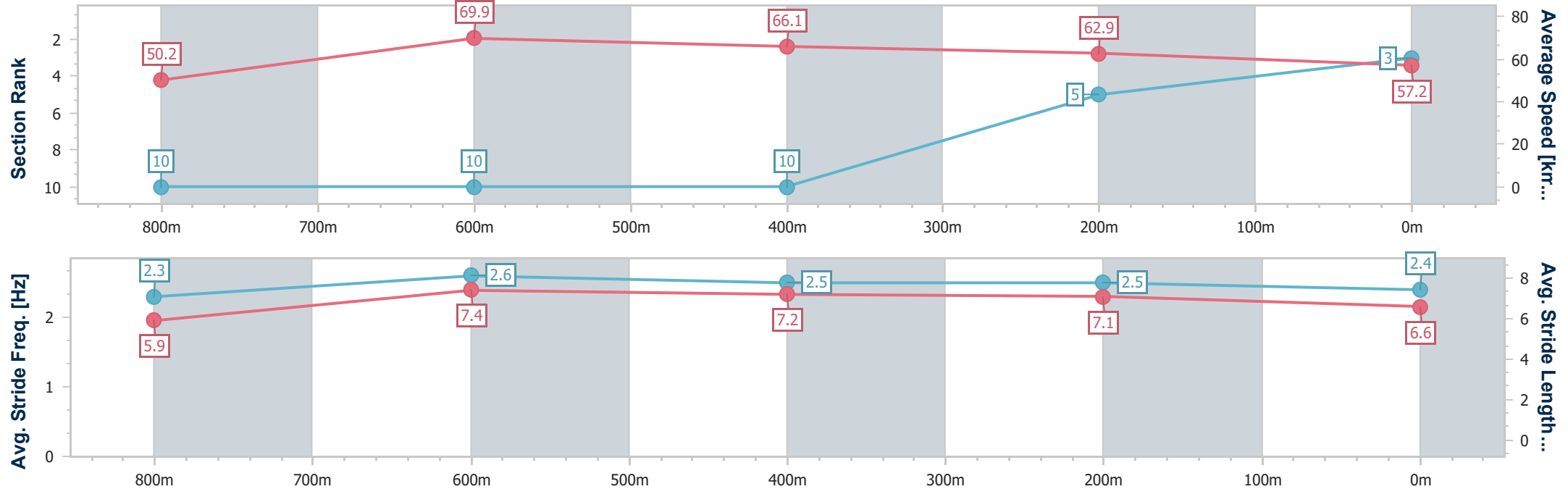
Horse/Jockey Name	Laser Beam
Final Rank	3
Fastest Section Time (Section)	0:10.28 (800m)
Top Speed [km/h] (Section)	70.3 (800m)
Race State	Finished



Ladbrokes Cannon Park QLD Professional
Race 6: RED BERET HOTEL BENCHMARK 60 Handicap - 950m
19 April 2025 - 16:38
Track Rating: Soft 6, Weather: Overcast, Rail Position: True



Section	Overall	800m	600m	400m	200m														
Section Times	0:56.02 [3] (0:10.74)	0:45.28 [10] (0:10.28)	0:35.00 [10] (0:11.00)	0:24.00 [10] (0:11.44)	0:12.56 [5] (0:12.56)														
Average Speed [km/h]	50.2	69.9	66.1	62.9	57.2														
Top Speed [km/h]	69.5	70.3	69.4	64.4	61.2														
Avg. Dist. to Rail [m]	6.0	4.0	1.7	2.0	4.9														
Avg. Stride Freq. [Hz]	2.3	2.6	2.5	2.5	2.4														
Avg. Stride Length [m]	5.9	7.4	7.2	7.1	6.6														





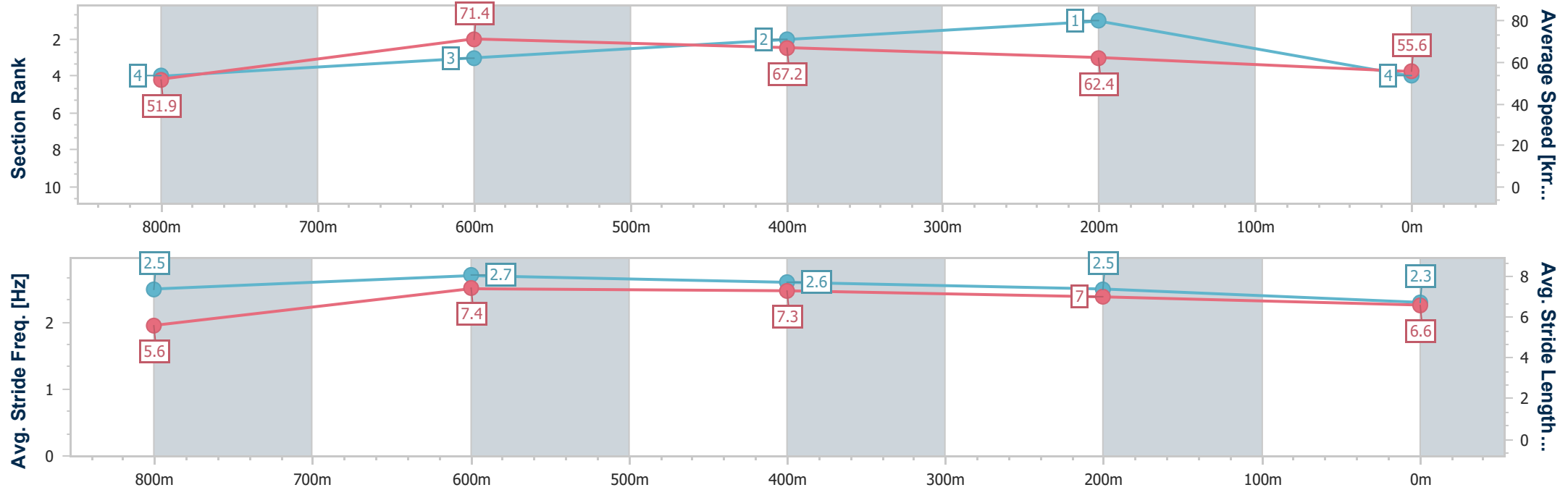
Horse/Jockey Name	Kitema
Final Rank	4
Fastest Section Time (Section)	0:10.10 (800m)
Top Speed [km/h] (Section)	72.0 (800m)
Race State	Finished



Ladbrokes Cannon Park QLD Professional
Race 6: RED BERET HOTEL BENCHMARK 60 Handicap - 950m
19 April 2025 - 16:38
Track Rating: Soft 6, Weather: Overcast, Rail Position: True



Section	Overall	800m	600m	400m	200m															
Section Times	0:56.03 [4] (0:10.41)	0:45.62 [4] (0:10.10)	0:35.52 [3] (0:10.93)	0:24.59 [2] (0:11.66)	0:12.93 [1] (0:12.93)															
Average Speed [km/h]	51.9	71.4	67.2	62.4	55.6															
Top Speed [km/h]	70.9	72.0	68.9	64.4	59.9															
Avg. Dist. to Rail [m]	5.2	1.3	2.8	4.1	3.0															
Avg. Stride Freq. [Hz]	2.5	2.7	2.6	2.5	2.3															
Avg. Stride Length [m]	5.6	7.4	7.3	7.0	6.6															





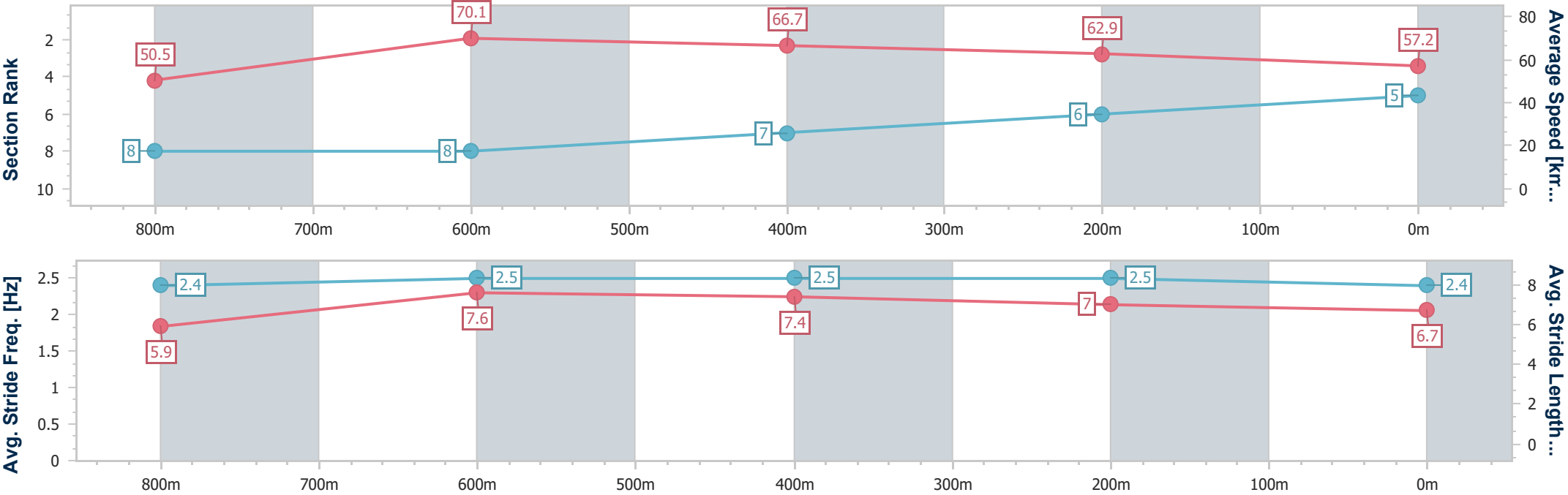
Horse/Jockey Name	Super Twenty Three
Final Rank	5
Fastest Section Time (Section)	0:10.29 (800m)
Top Speed [km/h] (Section)	70.9 (800m)
Race State	Finished



Ladbrokes Cannon Park QLD Professional
Race 6: RED BERET HOTEL BENCHMARK 60 Handicap - 950m
19 April 2025 - 16:38
Track Rating: Soft 6, Weather: Overcast, Rail Position: True



Section	Overall	800m	600m	400m	200m														
Section Times	0:56.11 [5] (0:10.68)	0:45.43 [8] (0:10.29)	0:35.14 [8] (0:10.94)	0:24.20 [7] (0:11.58)	0:12.62 [6] (0:12.62)														
Average Speed [km/h]	50.5	70.1	66.7	62.9	57.2														
Top Speed [km/h]	68.8	70.9	68.7	65.7	60.7														
Avg. Dist. to Rail [m]	5.1	1.9	2.1	7.1	8.9														
Avg. Stride Freq. [Hz]	2.4	2.5	2.5	2.5	2.4														
Avg. Stride Length [m]	5.9	7.6	7.4	7.0	6.7														





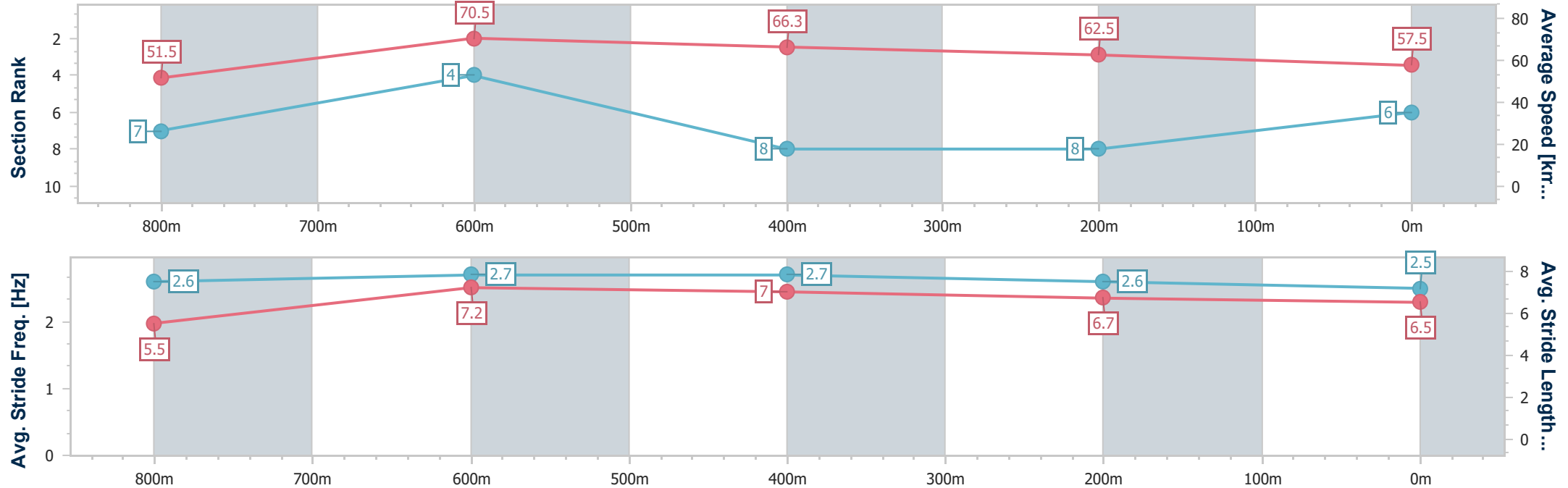
Horse/Jockey Name	Recruiter
Final Rank	6
Fastest Section Time (Section)	0:10.23 (800m)
Top Speed [km/h] (Section)	71.4 (800m)
Race State	Finished



Ladbrokes Cannon Park QLD Professional
Race 6: RED BERET HOTEL BENCHMARK 60 Handicap - 950m
19 April 2025 - 16:38
Track Rating: Soft 6, Weather: Overcast, Rail Position: True



Section	Overall	800m	600m	400m	200m										
Section Times	0:56.23 [6] (0:10.49)	0:45.74 [7] (0:10.23)	0:35.51 [4] (0:11.24)	0:24.27 [8] (0:11.77)	0:12.50 [8] (0:12.50)										
Average Speed [km/h]	51.5	70.5	66.3	62.5	57.5										
Top Speed [km/h]	69.8	71.4	69.1	64.0	60.6										
Avg. Dist. to Rail [m]	8.8	4.9	5.4	7.7	7.8										
Avg. Stride Freq. [Hz]	2.6	2.7	2.7	2.6	2.5										
Avg. Stride Length [m]	5.5	7.2	7.0	6.7	6.5										



- [] Ranking at each section and finish
- .-.- No data available at this section
- NA No data available



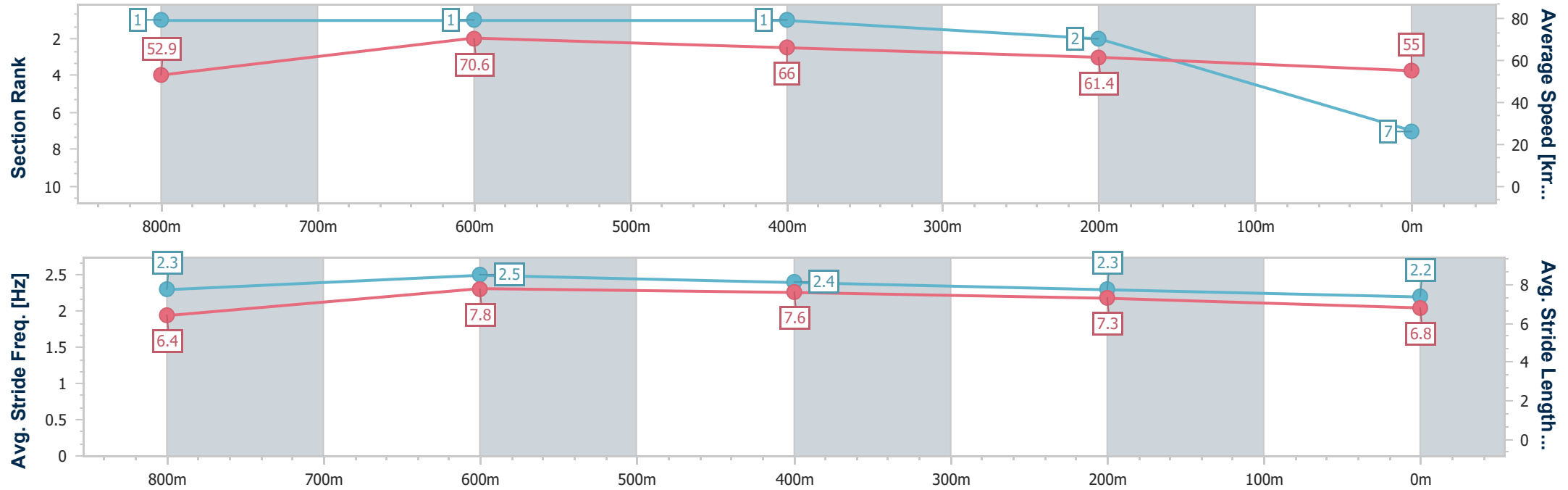
Horse/Jockey Name	Snitzaroo
Final Rank	7
Fastest Section Time (Section)	0:10.20 (Overall)
Top Speed [km/h] (Section)	71.1 (800m)
Race State	Finished



Ladbrokes Cannon Park QLD Professional
Race 6: RED BERET HOTEL BENCHMARK 60 Handicap - 950m
19 April 2025 - 16:38
Track Rating: Soft 6, Weather: Overcast, Rail Position: True



Section	Overall	800m	600m	400m	200m										
Section Times	0:56.27 [7] (0:10.20)	0:46.07 [1] (0:10.23)	0:35.84 [1] (0:10.94)	0:24.90 [1] (0:11.83)	0:13.07 [2] (0:13.07)										
Average Speed [km/h]	52.9	70.6	66.0	61.4	55.0										
Top Speed [km/h]	68.6	71.1	69.3	62.5	58.5										
Avg. Dist. to Rail [m]	1.4	0.6	1.1	3.1	2.2										
Avg. Stride Freq. [Hz]	2.3	2.5	2.4	2.3	2.2										
Avg. Stride Length [m]	6.4	7.8	7.6	7.3	6.8										



[] Ranking at each section and finish
- - - - No data available at this section
NA No data available



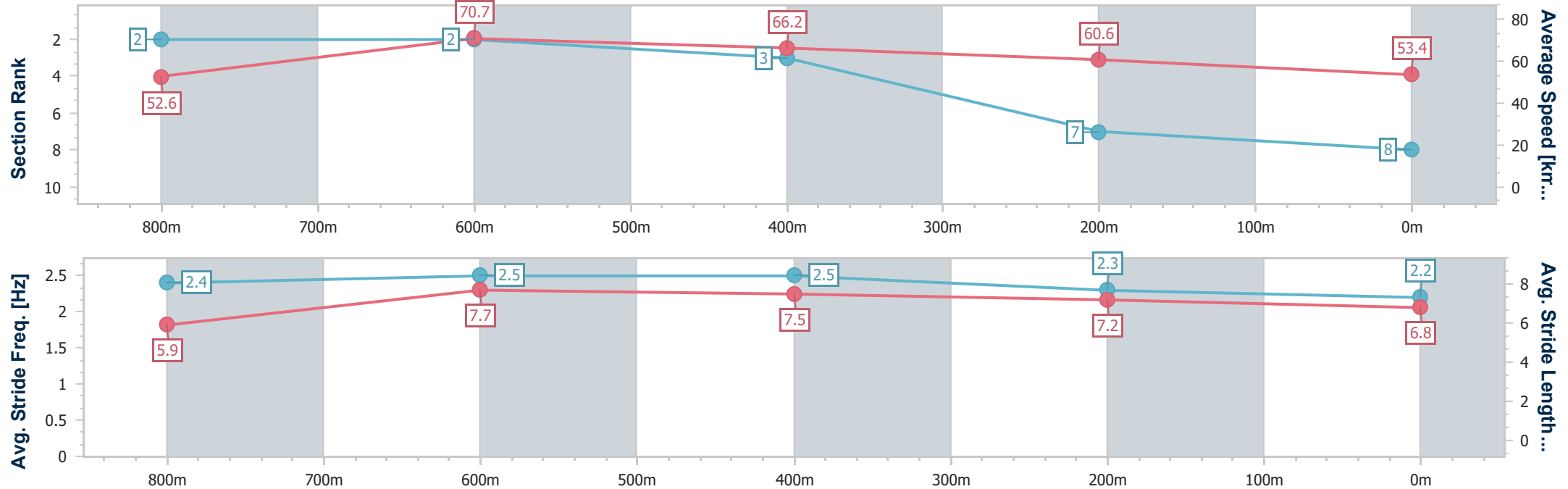
Horse/Jockey Name	Listentozou
Final Rank	8
Fastest Section Time (Section)	0:10.19 (800m)
Top Speed [km/h] (Section)	71.2 (800m)
Race State	Finished



Ladbrokes Cannon Park QLD Professional
Race 6: RED BERET HOTEL BENCHMARK 60 Handicap - 950m
19 April 2025 - 16:38
Track Rating: Soft 6, Weather: Overcast, Rail Position: True



Section	Overall	800m	600m	400m	200m										
Section Times	0:57.02 [8] (0:10.31)	0:46.71 [2] (0:10.19)	0:36.52 [2] (0:11.05)	0:25.47 [3] (0:12.01)	0:13.46 [7] (0:13.46)										
Average Speed [km/h]	52.6	70.7	66.2	60.6	53.4										
Top Speed [km/h]	70.3	71.2	70.0	62.6	57.2										
Avg. Dist. to Rail [m]	6.8	2.8	2.7	4.1	4.7										
Avg. Stride Freq. [Hz]	2.4	2.5	2.5	2.3	2.2										
Avg. Stride Length [m]	5.9	7.7	7.5	7.2	6.8										





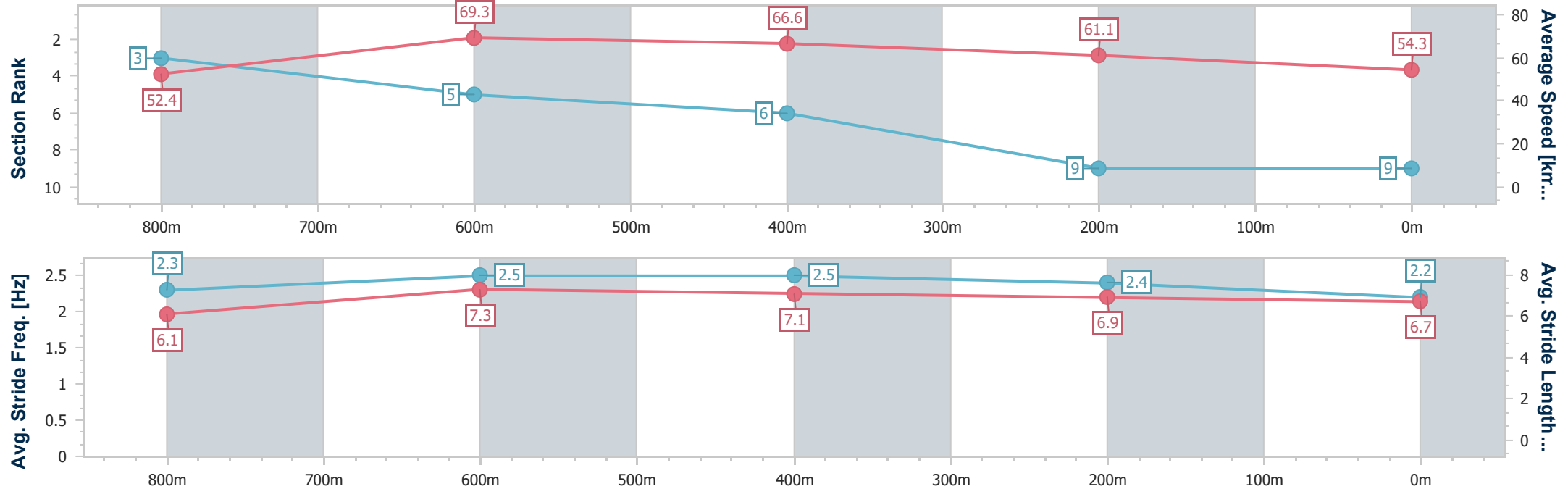
Horse/Jockey Name	Ammand
Final Rank	9
Fastest Section Time (Section)	0:10.35 (Overall)
Top Speed [km/h] (Section)	69.8 (800m)
Race State	Finished



Ladbrokes Cannon Park QLD Professional
Race 6: RED BERET HOTEL BENCHMARK 60 Handicap - 950m
19 April 2025 - 16:38
Track Rating: Soft 6, Weather: Overcast, Rail Position: True



Section	Overall	800m	600m	400m	200m										
Section Times	0:57.22 [9] (0:10.35)	0:46.87 [3] (0:10.38)	0:36.49 [5] (0:11.18)	0:25.31 [6] (0:12.02)	0:13.29 [9] (0:13.29)										
Average Speed [km/h]	52.4	69.3	66.6	61.1	54.3										
Top Speed [km/h]	69.4	69.8	68.6	64.6	57.9										
Avg. Dist. to Rail [m]	12.6	8.1	5.8	7.8	10.0										
Avg. Stride Freq. [Hz]	2.3	2.5	2.5	2.4	2.2										
Avg. Stride Length [m]	6.1	7.3	7.1	6.9	6.7										





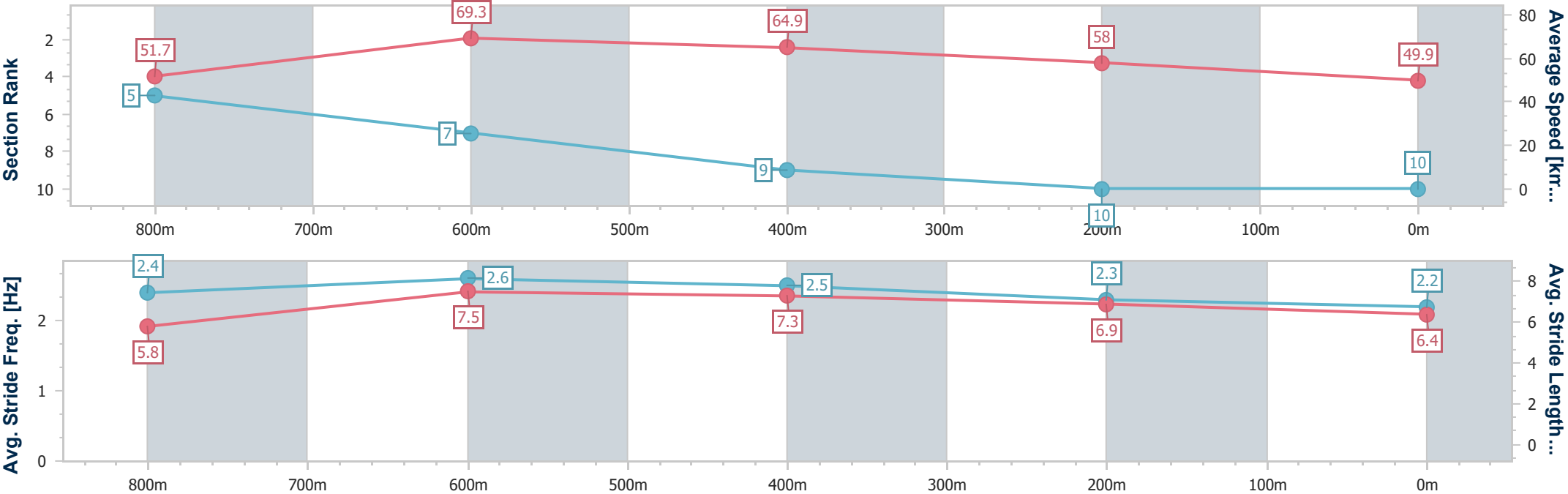
Horse/Jockey Name	No Love Lost
Final Rank	10
Fastest Section Time (Section)	0:10.39 (800m)
Top Speed [km/h] (Section)	69.9 (800m)
Race State	Finished



Ladbrokes Cannon Park QLD Professional
Race 6: RED BERET HOTEL BENCHMARK 60 Handicap - 950m
19 April 2025 - 16:38
Track Rating: Soft 6, Weather: Overcast, Rail Position: True



Section	Overall	800m	600m	400m	200m														
Section Times	0:58.89 [10] (0:10.48)	0:48.41 [5] (0:10.39)	0:38.02 [7] (0:11.10)	0:26.92 [9] (0:12.46)	0:14.46 [10] (0:14.46)														
Average Speed [km/h]	51.7	69.3	64.9	58.0	49.9														
Top Speed [km/h]	68.7	69.9	67.8	60.0	55.5														
Avg. Dist. to Rail [m]	1.3	1.6	0.9	2.1	0.9														
Avg. Stride Freq. [Hz]	2.4	2.6	2.5	2.3	2.2														
Avg. Stride Length [m]	5.8	7.5	7.3	6.9	6.4														





Ladbroke's Cannon Park QLD Professional
Race 7: LADBROKES FORM GENIUS QTIS RATINGS BAND 0 - 50
Handicap - 1250m
19 April 2025 - 17:18



Track Rating: Soft 6, Weather: Overcast, Rail Position: True

Section		Overall				1000m	800m	600m	400m	200m	Last 600m		
Field Times		1:15.06				0:58.82	0:47.83	0:36.43	0:24.93	0:12.98	0:36.43		
		(0:16.24)				(0:10.99)	(0:11.40)	(0:11.50)	(0:11.95)	(0:12.98)			
Rank	TAB	Horse/Jockey	Barrier	Top Speed [km/h]	Fastest Section							Margin	Distance Travelled [m]
1	1	LORD POWER	6	67.5	0:10.99	1:15.06 [1]	0:58.82 [1]	0:47.83 [1]	0:36.43 [1]	0:24.93 [1]	0:12.98 [1]	1:15.06	0:36.43
		Aidan Holt		Overall	1000m	(0:16.24)	(0:10.99)	(0:11.40)	(0:11.50)	(0:11.95)	(0:12.98)		
2	4	INJADA	4	67.1	0:11.00	1:15.22 [2]	0:58.66 [4]	0:47.66 [3]	0:36.32 [3]	0:24.81 [3]	0:12.90 [2]	0.95L	0:36.32 +6
		Lacey Morrison		Overall	1000m	(0:16.56)	(0:11.00)	(0:11.34)	(0:11.51)	(0:11.91)	(0:12.90)		
3	6	DESERT GRIT	5	66.5	0:11.07	1:15.66 [3]	0:59.11 [3]	0:48.04 [4]	0:36.62 [5]	0:24.98 [4]	0:12.82 [3]	3.52L	0:36.62 +11
		Jackson Murphy		Overall	1000m	(0:16.55)	(0:11.07)	(0:11.42)	(0:11.64)	(0:12.16)	(0:12.82)		
4	7	BEAR'S BEST	9	69.0	0:11.01	1:15.94 [4]	0:59.11 [7]	0:48.10 [6]	0:36.71 [6]	0:24.76 [8]	0:12.72 [5]	5.17L	0:36.71 +9
		Graham Kliese		Overall	1000m	(0:16.83)	(0:11.01)	(0:11.39)	(0:11.95)	(0:12.04)	(0:12.72)		
5	3	SPONTANEOUS CHOICE	8	68.7	0:10.82	1:16.20 [5]	0:59.77 [2]	0:48.95 [2]	0:37.55 [2]	0:25.82 [2]	0:13.34 [4]	6.73L	0:37.55 +8
		Amanda Thomson		Overall	1000m	(0:16.43)	(0:10.82)	(0:11.40)	(0:11.73)	(0:12.48)	(0:13.34)		
6	10	LOOK AT ROSA	3	66.2	0:11.09	1:16.69 [6]	0:59.88 [6]	0:48.79 [7]	0:37.45 [7]	0:25.70 [6]	0:13.32 [6]	9.61L	0:37.45 +4
		Wanderson D'Avila		Overall	1000m	(0:16.81)	(0:11.09)	(0:11.34)	(0:11.75)	(0:12.38)	(0:13.32)		
7	8	GROVERS PREDICTION	1	68.5	0:11.01	1:16.87 [7]	0:59.88 [8]	0:48.87 [8]	0:37.54 [8]	0:25.77 [7]	0:13.47 [7]	10.66L	0:37.54 +4
		Lauren Guernier		1000m	1000m	(0:16.99)	(0:11.01)	(0:11.33)	(0:11.77)	(0:12.30)	(0:13.47)		
8	5	WISHNOWSKY	2	67.8	0:11.09	1:17.56 [8]	1:00.95 [5]	0:49.86 [5]	0:38.63 [4]	0:26.63 [5]	0:13.99 [8]	14.72L	0:38.63 +13
		Tyler Leslight		1000m	1000m	(0:16.61)	(0:11.09)	(0:11.23)	(0:12.00)	(0:12.64)	(0:13.99)		

Scratched: Wong Way (#9), Airborne Hotdog (#2)



Horse/Jockey Name	Lord Power
Final Rank	1
Fastest Section Time (Section)	0:10.99 (1000m)
Top Speed [km/h] (Section)	67.5 (Overall)
Race State	Finished

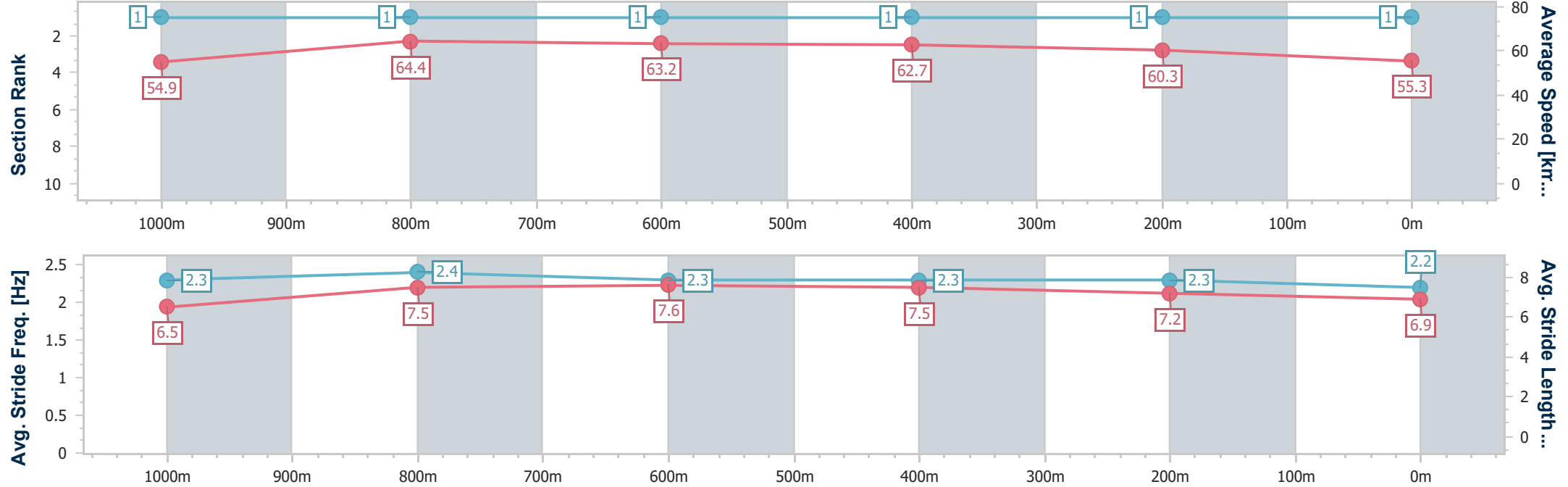


Ladbrokes Cannon Park QLD Professional
Race 7: LADBROKES FORM GENIUS QTIS RATINGS BAND 0 -
50 Handicap - 1250m
19 April 2025 - 17:18



Track Rating: Soft 6, Weather: Overcast, Rail Position: True

Section	Overall	1000m	800m	600m	400m	200m							
Section Times	1:15.06 [1] (0:16.24)	0:58.82 [1] (0:10.99)	0:47.83 [1] (0:11.40)	0:36.43 [1] (0:11.50)	0:24.93 [1] (0:11.95)	0:12.98 [1] (0:12.98)							
Average Speed [km/h]	54.9	64.4	63.2	62.7	60.3	55.3							
Top Speed [km/h]	67.5	65.8	64.2	63.5	62.4	58.0							
Avg. Dist. to Rail [m]	1.8	2.4	0.6	0.4	0.8	0.1							
Avg. Stride Freq. [Hz]	2.3	2.4	2.3	2.3	2.3	2.2							
Avg. Stride Length [m]	6.5	7.5	7.6	7.5	7.2	6.9							





Horse/Jockey Name	Injada
Final Rank	2
Fastest Section Time (Section)	0:11.00 (1000m)
Top Speed [km/h] (Section)	67.1 (Overall)
Race State	Finished

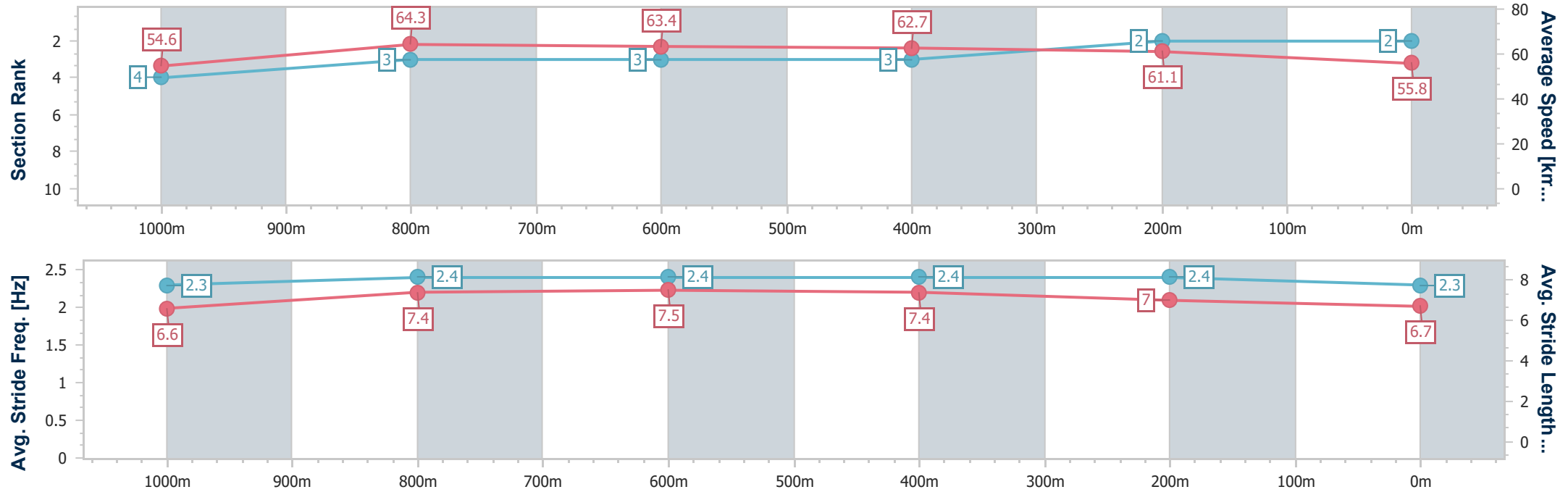


Ladbrokes Cannon Park QLD Professional
Race 7: LADBROKES FORM GENIUS QTIS RATINGS BAND 0 -
50 Handicap - 1250m
19 April 2025 - 17:18



Track Rating: Soft 6, Weather: Overcast, Rail Position: True

Section	Overall	1000m	800m	600m	400m	200m							
Section Times	1:15.22 [2] (0:16.56)	0:58.66 [4] (0:11.00)	0:47.66 [3] (0:11.34)	0:36.32 [3] (0:11.51)	0:24.81 [3] (0:11.91)	0:12.90 [2] (0:12.90)							
Average Speed [km/h]	54.6	64.3	63.4	62.7	61.1	55.8							
Top Speed [km/h]	67.1	66.1	65.2	64.2	62.6	58.8							
Avg. Dist. to Rail [m]	3.2	2.3	1.3	0.8	4.7	3.8							
Avg. Stride Freq. [Hz]	2.3	2.4	2.4	2.4	2.4	2.3							
Avg. Stride Length [m]	6.6	7.4	7.5	7.4	7.0	6.7							





Horse/Jockey Name	Desert Grit
Final Rank	3
Fastest Section Time (Section)	0:11.07 (1000m)
Top Speed [km/h] (Section)	66.5 (Overall)
Race State	Finished

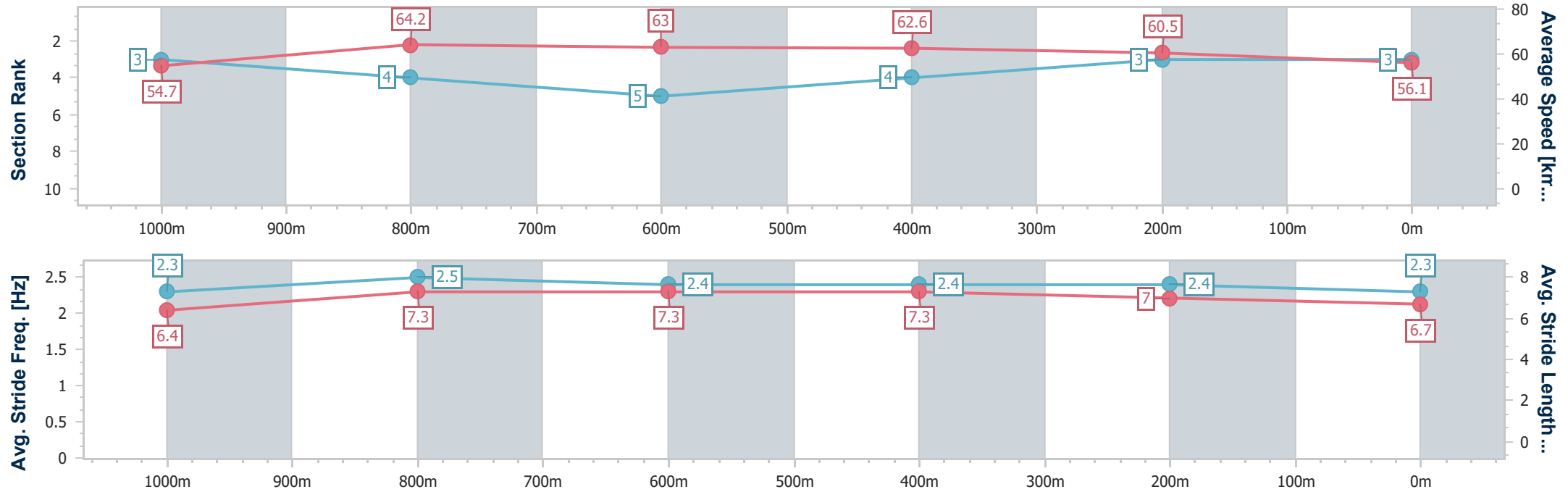


Ladbrokes Cannon Park QLD Professional
Race 7: LADBROKES FORM GENIUS QTIS RATINGS BAND 0 -
50 Handicap - 1250m
19 April 2025 - 17:18



Track Rating: Soft 6, Weather: Overcast, Rail Position: True

Section	Overall	1000m	800m	600m	400m	200m								
Section Times	1:15.66 [3] (0:16.55)	0:59.11 [3] (0:11.07)	0:48.04 [4] (0:11.42)	0:36.62 [5] (0:11.64)	0:24.98 [4] (0:12.16)	0:12.82 [3] (0:12.82)								
Average Speed [km/h]	54.7	64.2	63.0	62.6	60.5	56.1								
Top Speed [km/h]	66.5	65.9	64.6	64.4	61.4	58.8								
Avg. Dist. to Rail [m]	3.9	1.3	0.6	2.0	7.6	10.1								
Avg. Stride Freq. [Hz]	2.3	2.5	2.4	2.4	2.4	2.3								
Avg. Stride Length [m]	6.4	7.3	7.3	7.3	7.0	6.7								





Horse/Jockey Name	Bear's Best
Final Rank	4
Fastest Section Time (Section)	0:11.01 (1000m)
Top Speed [km/h] (Section)	69.0 (Overall)
Race State	Finished

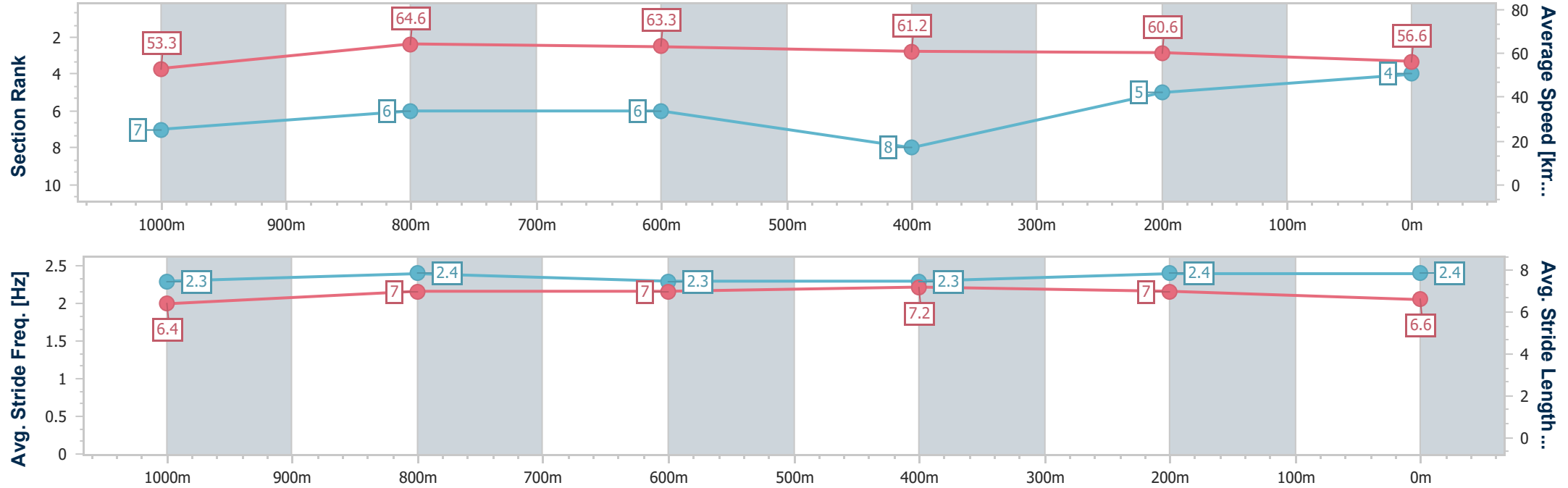


Ladbrokes Cannon Park QLD Professional
Race 7: LADBROKES FORM GENIUS QTIS RATINGS BAND 0 -
50 Handicap - 1250m
19 April 2025 - 17:18



Track Rating: Soft 6, Weather: Overcast, Rail Position: True

Section	Overall	1000m	800m	600m	400m	200m								
Section Times	1:15.94 [4] (0:16.83)	0:59.11 [7] (0:11.01)	0:48.10 [6] (0:11.39)	0:36.71 [6] (0:11.95)	0:24.76 [8] (0:12.04)	0:12.72 [5] (0:12.72)								
Average Speed [km/h]	53.3	64.6	63.3	61.2	60.6	56.6								
Top Speed [km/h]	69.0	68.4	64.1	62.1	61.4	59.2								
Avg. Dist. to Rail [m]	3.8	2.0	0.6	2.3	5.1	4.0								
Avg. Stride Freq. [Hz]	2.3	2.4	2.3	2.3	2.4	2.4								
Avg. Stride Length [m]	6.4	7.0	7.0	7.2	7.0	6.6								





Horse/Jockey Name	Spontaneous Choice
Final Rank	5
Fastest Section Time (Section)	0:10.82 (1000m)
Top Speed [km/h] (Section)	68.7 (Overall)
Race State	Finished

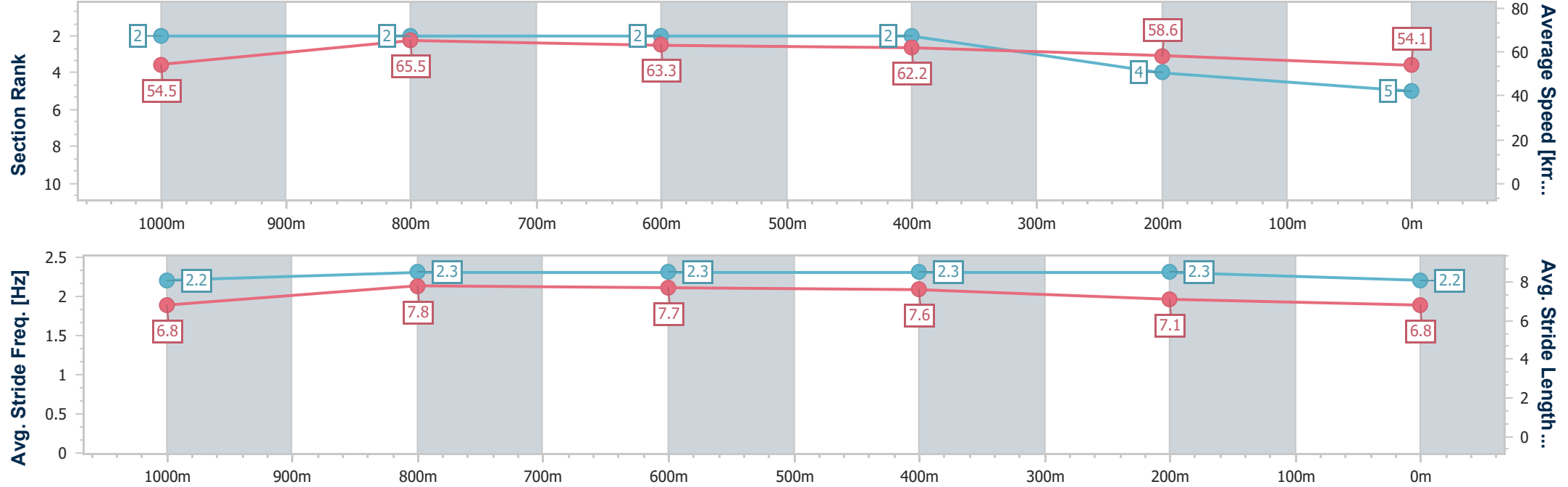


Ladbrokes Cannon Park QLD Professional
Race 7: LADBROKES FORM GENIUS QTIS RATINGS BAND 0 -
50 Handicap - 1250m
19 April 2025 - 17:18



Track Rating: Soft 6, Weather: Overcast, Rail Position: True

Section	Overall	1000m	800m	600m	400m	200m							
Section Times	1:16.20 [5] (0:16.43)	0:59.77 [2] (0:10.82)	0:48.95 [2] (0:11.40)	0:37.55 [2] (0:11.73)	0:25.82 [2] (0:12.48)	0:13.34 [4] (0:13.34)							
Average Speed [km/h]	54.5	65.5	63.3	62.2	58.6	54.1							
Top Speed [km/h]	68.7	67.6	65.3	63.7	60.8	56.4							
Avg. Dist. to Rail [m]	2.8	2.1	0.9	2.1	7.1	5.5							
Avg. Stride Freq. [Hz]	2.2	2.3	2.3	2.3	2.3	2.2							
Avg. Stride Length [m]	6.8	7.8	7.7	7.6	7.1	6.8							





Horse/Jockey Name	Look At Rosa
Final Rank	6
Fastest Section Time (Section)	0:11.09 (1000m)
Top Speed [km/h] (Section)	66.2 (Overall)
Race State	Finished

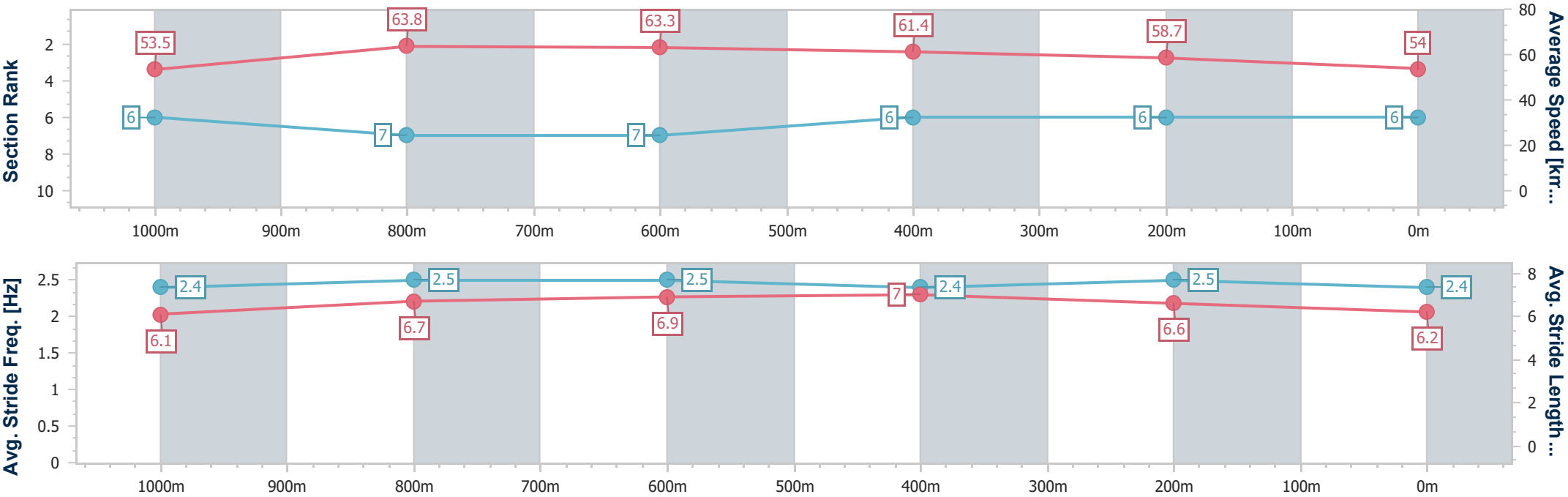


Ladbroke's Cannon Park QLD Professional
Race 7: LADBROKES FORM GENIUS QTIS RATINGS BAND 0 -
50 Handicap - 1250m
19 April 2025 - 17:18



Track Rating: Soft 6, Weather: Overcast, Rail Position: True

Section	Overall	1000m	800m	600m	400m	200m							
Section Times	1:16.69 [6] (0:16.81)	0:59.88 [6] (0:11.09)	0:48.79 [7] (0:11.34)	0:37.45 [7] (0:11.75)	0:25.70 [6] (0:12.38)	0:13.32 [6] (0:13.32)							
Average Speed [km/h]	53.5	63.8	63.3	61.4	58.7	54.0							
Top Speed [km/h]	66.2	65.6	64.4	62.6	60.2	57.7							
Avg. Dist. to Rail [m]	0.7	2.4	0.5	0.8	6.5	10.1							
Avg. Stride Freq. [Hz]	2.4	2.5	2.5	2.4	2.5	2.4							
Avg. Stride Length [m]	6.1	6.7	6.9	7.0	6.6	6.2							





Horse/Jockey Name	Grovers Prediction
Final Rank	7
Fastest Section Time (Section)	0:11.01 (1000m)
Top Speed [km/h] (Section)	68.5 (1000m)
Race State	Finished

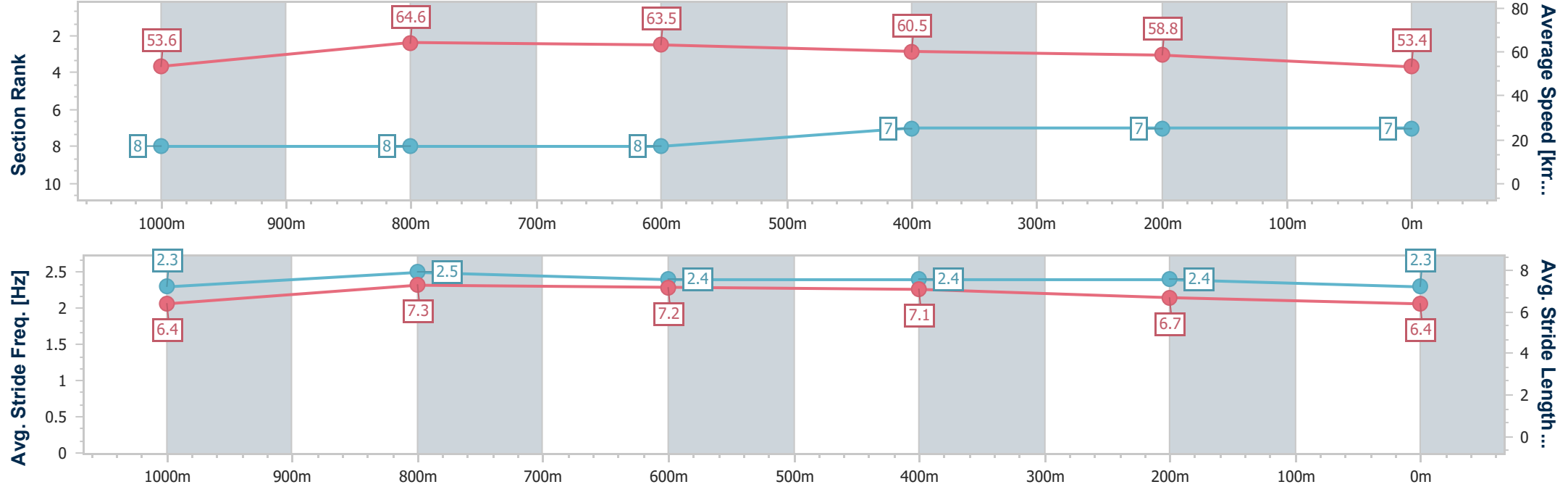


Ladbrokes Cannon Park QLD Professional
Race 7: LADBROKES FORM GENIUS QTIS RATINGS BAND 0 -
50 Handicap - 1250m
19 April 2025 - 17:18



Track Rating: Soft 6, Weather: Overcast, Rail Position: True

Section	Overall	1000m	800m	600m	400m	200m							
Section Times	1:16.87 [7] (0:16.99)	0:59.88 [8] (0:11.01)	0:48.87 [8] (0:11.33)	0:37.54 [8] (0:11.77)	0:25.77 [7] (0:12.30)	0:13.47 [7] (0:13.47)							
Average Speed [km/h]	53.6	64.6	63.5	60.5	58.8	53.4							
Top Speed [km/h]	68.5	68.5	65.8	62.3	59.5	57.5							
Avg. Dist. to Rail [m]	4.1	1.4	3.0	2.7	2.7	1.8							
Avg. Stride Freq. [Hz]	2.3	2.5	2.4	2.4	2.4	2.3							
Avg. Stride Length [m]	6.4	7.3	7.2	7.1	6.7	6.4							





Horse/Jockey Name	Wishnowsky
Final Rank	8
Fastest Section Time (Section)	0:11.09 (1000m)
Top Speed [km/h] (Section)	67.8 (1000m)
Race State	Finished



Ladbrokes Cannon Park QLD Professional
Race 7: LADBROKES FORM GENIUS QTIS RATINGS BAND 0 -
50 Handicap - 1250m
19 April 2025 - 17:18
Track Rating: Soft 6, Weather: Overcast, Rail Position: True



Section	Overall	1000m	800m	600m	400m	200m							
Section Times	1:17.56 [8] (0:16.61)	1:00.95 [5] (0:11.09)	0:49.86 [5] (0:11.23)	0:38.63 [4] (0:12.00)	0:26.63 [5] (0:12.64)	0:13.99 [8] (0:13.99)							
Average Speed [km/h]	54.0	65.3	63.8	61.3	57.9	51.4							
Top Speed [km/h]	67.7	67.8	65.0	62.7	59.8	55.2							
Avg. Dist. to Rail [m]	0.6	1.4	2.3	2.8	7.1	6.9							
Avg. Stride Freq. [Hz]	2.4	2.5	2.5	2.5	2.5	2.4							
Avg. Stride Length [m]	6.3	7.2	7.1	6.6	6.5	6.0							

