



Rockhampton QLD Professional

Race 1: Great Northern QTIS Three-Years-Old Maiden Handicap - 1400m

22 April 2025 - 12:32



Track Rating: Soft 6, Weather: Showers, Rail Position: +7m Entire

Section Field Times					Overall	1200m	1000m	800m	600m	400m	Last 600m	
					1:24.24 (0:12.16)	1:12.08 (0:11.81)	1:00.27 (0:12.57)	0:47.70 (0:12.65)	0:35.05 (0:11.34)	0:23.71 (0:11.35)	0:35.05	
Rank	TAB	Horse/Jockey	Barrier	Top Speed [km/h]	Fastest Section							Distance Travelled [m]
1	4	ZELEZNY	4	65.0	0:11.34	1:24.24 [1]	1:12.08 [1]	1:00.27 [1]	0:47.70 [1]	0:35.05 [1]	0:23.71 [1]	0:35.05
		Ryan Wiggins		400m	600m	(0:12.16)	(0:11.81)	(0:12.57)	(0:12.65)	(0:11.34)	(0:11.35)	
2	6	BADLIFEDECISION	3	64.9	0:11.27	1:25.04 [2]	1:12.44 [4]	1:00.61 [4]	0:48.20 [4]	0:35.56 [3]	0:24.29 [3]	0:35.56 +4
		Brooke Johnson		400m	600m	(0:12.60)	(0:11.83)	(0:12.41)	(0:12.64)	(0:11.27)	(0:11.50)	
3	3	REMLAP KAVA	1	63.9	0:11.38	1:25.15 [3]	1:12.77 [3]	1:00.99 [3]	0:48.51 [3]	0:35.62 [4]	0:24.24 [4]	0:35.62 +5
		Ashley Butler		600m	600m	(0:12.38)	(0:11.78)	(0:12.48)	(0:12.89)	(0:11.38)	(0:11.67)	
4	8	SUNSHINE SALLY	2	64.2	0:11.42	1:25.77 [4]	1:13.45 [2]	1:01.76 [2]	0:49.18 [2]	0:36.48 [2]	0:25.06 [2]	0:36.48 +8
		Justin Stanley		600m	600m	(0:12.32)	(0:11.69)	(0:12.58)	(0:12.70)	(0:11.42)	(0:11.83)	

Scratched: Ready Lightly (#5), Mishani Sunset (#7), Capricornus (#1), Flying Animo (#2)



Rockhampton QLD Professional

Race 1: Great Northern QTIS Three-Years-Old Maiden Handicap - 1400m

22 April 2025 - 12:32



Track Rating: Soft 6, Weather: Showers, Rail Position: +7m Entire

Section Field Times				200m 0:12.36 (0:12.36)				Last 600m 0:35.05	
Rank	TAB	Horse/Jockey	Barrier	Top Speed [km/h]	Fastest Section	Margin		Distance Travelled [m]	
1	4	ZELEZNY Ryan Wiggins	4	65.0 400m	0:11.34 600m	0:12.36 [1] (0:12.36)		0:35.05	
2	6	BADLIFEDECISION Brooke Johnson	3	64.9 400m	0:11.27 600m	0:12.79 [2] (0:12.79)		0:35.56 +4	
3	3	REMLAP KAVA Ashley Butler	1	63.9 600m	0:11.38 600m	0:12.57 [4] (0:12.57)		0:35.62 +5	
4	8	SUNSHINE SALLY Justin Stanley	2	64.2 600m	0:11.42 600m	0:13.23 [3] (0:13.23)		0:36.48 +8	

Scratched: Ready Lightly (#5), Mishani Sunset (#7), Capricornus (#1), Flying Animo (#2)



Horse/Jockey Name	Zelezny
Final Rank	1
Fastest Section Time (Section)	0:11.34 (600m)
Top Speed [km/h] (Section)	65.0 (400m)
Race State	Finished



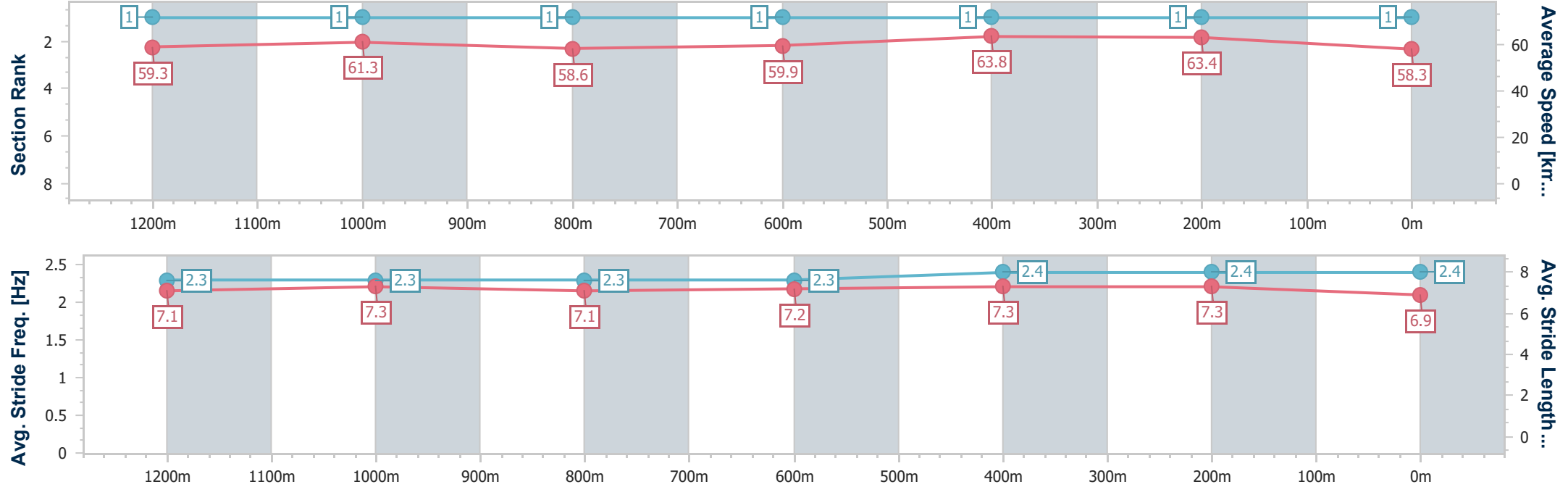
Rockhampton QLD Professional
Race 1: Great Northern QTIS Three-Years-Old Maiden Handicap
- 1400m

22 April 2025 - 12:32



Track Rating: Soft 6, Weather: Showers, Rail Position: +7m Entire

Section	Overall	1200m	1000m	800m	600m	400m	200m						
Section Times	1:24.24 [1] (0:12.16)	1:12.08 [1] (0:11.81)	1:00.27 [1] (0:12.57)	0:47.70 [1] (0:12.65)	0:35.05 [1] (0:11.34)	0:23.71 [1] (0:11.35)	0:12.36 [1] (0:12.36)						
Average Speed [km/h]	59.3	61.3	58.6	59.9	63.8	63.4	58.3						
Top Speed [km/h]	62.1	62.6	59.9	61.3	65.0	65.0	61.0						
Avg. Dist. to Rail [m]	9.2	5.6	4.5	6.1	8.3	8.6	9.2						
Avg. Stride Freq. [Hz]	2.3	2.3	2.3	2.3	2.4	2.4	2.4						
Avg. Stride Length [m]	7.1	7.3	7.1	7.2	7.3	7.3	6.9						





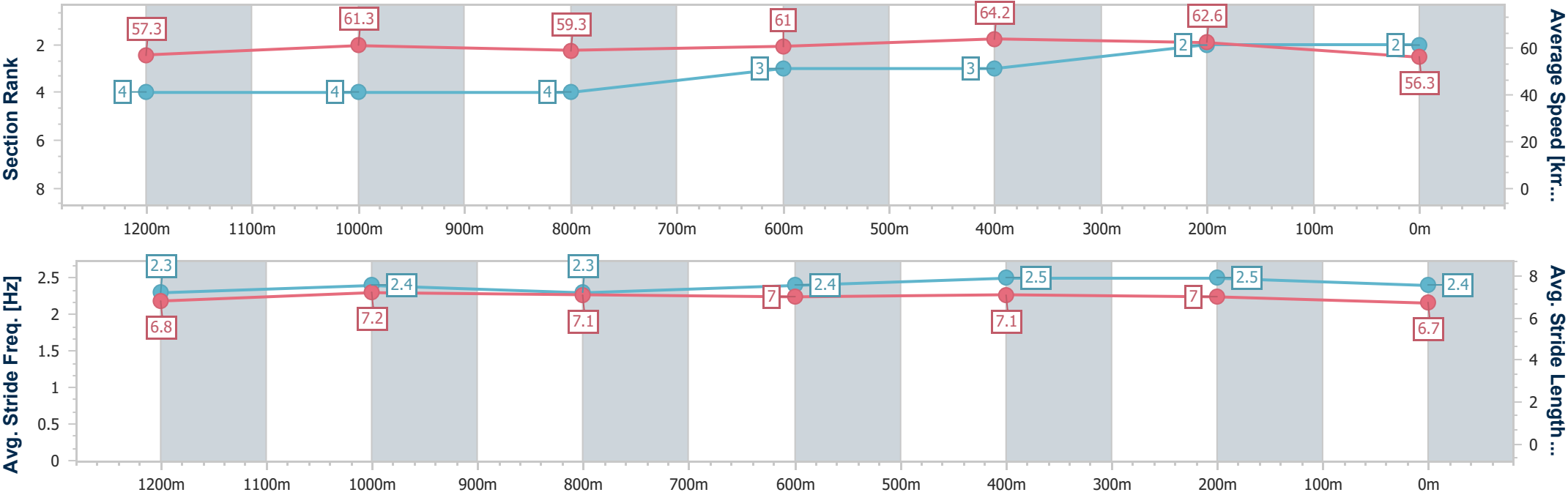
Horse/Jockey Name	Badlifedecision
Final Rank	2
Fastest Section Time (Section)	0:11.27 (600m)
Top Speed [km/h] (Section)	64.9 (400m)
Race State	Finished



Rockhampton QLD Professional
Race 1: Great Northern QTIS Three-Years-Old Maiden Handicap
- 1400m
22 April 2025 - 12:32
Track Rating: Soft 6, Weather: Showers, Rail Position: +7m Entire



Section	Overall	1200m	1000m	800m	600m	400m	200m						
Section Times	1:25.04 [2] (0:12.60)	1:12.44 [4] (0:11.83)	1:00.61 [4] (0:12.41)	0:48.20 [4] (0:12.64)	0:35.56 [3] (0:11.27)	0:24.29 [3] (0:11.50)	0:12.79 [2] (0:12.79)						
Average Speed [km/h]	57.3	61.3	59.3	61.0	64.2	62.6	56.3						
Top Speed [km/h]	63.5	63.2	61.1	62.2	64.8	64.9	59.3						
Avg. Dist. to Rail [m]	7.8	5.5	4.4	8.3	11.4	12.0	12.3						
Avg. Stride Freq. [Hz]	2.3	2.4	2.3	2.4	2.5	2.5	2.4						
Avg. Stride Length [m]	6.8	7.2	7.1	7.0	7.1	7.0	6.7						





Horse/Jockey Name	Remlap Kava
Final Rank	3
Fastest Section Time (Section)	0:11.38 (600m)
Top Speed [km/h] (Section)	63.9 (600m)
Race State	Finished



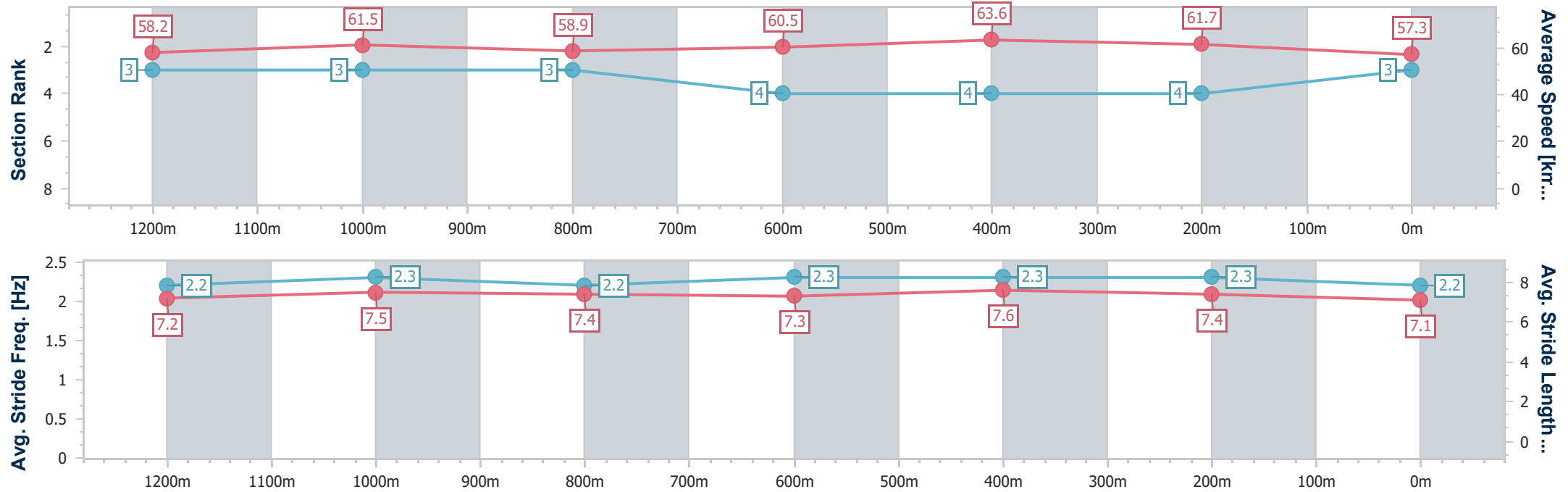
Rockhampton QLD Professional
Race 1: Great Northern QTIS Three-Years-Old Maiden Handicap
- 1400m

22 April 2025 - 12:32

Track Rating: Soft 6, Weather: Showers, Rail Position: +7m Entire



Section	Overall	1200m	1000m	800m	600m	400m	200m						
Section Times	1:25.15 [3] (0:12.38)	1:12.77 [3] (0:11.78)	1:00.99 [3] (0:12.48)	0:48.51 [3] (0:12.89)	0:35.62 [4] (0:11.38)	0:24.24 [4] (0:11.67)	0:12.57 [4] (0:12.57)						
Average Speed [km/h]	58.2	61.5	58.9	60.5	63.6	61.7	57.3						
Top Speed [km/h]	62.1	62.1	60.4	61.7	63.9	63.4	60.0						
Avg. Dist. to Rail [m]	6.3	4.3	3.8	9.8	9.7	9.2	9.6						
Avg. Stride Freq. [Hz]	2.2	2.3	2.2	2.3	2.3	2.3	2.2						
Avg. Stride Length [m]	7.2	7.5	7.4	7.3	7.6	7.4	7.1						



- [] Ranking at each section and finish
- .-.- No data available at this section
- NA No data available



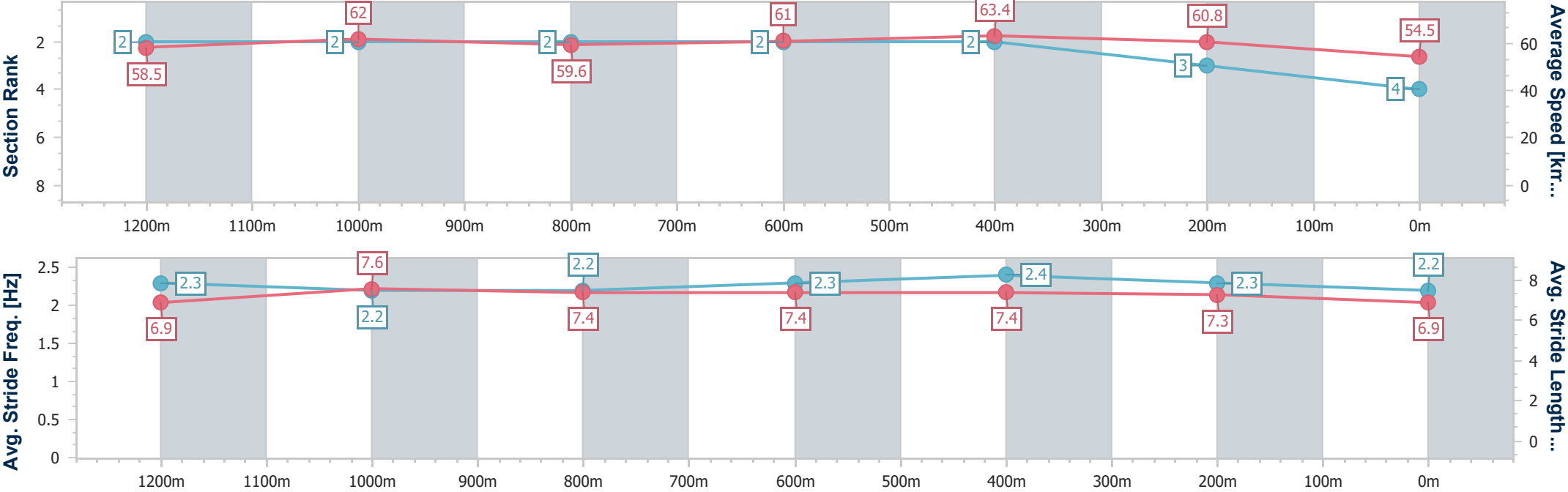
Horse/Jockey Name	Sunshine Sally
Final Rank	4
Fastest Section Time (Section)	0:11.42 (600m)
Top Speed [km/h] (Section)	64.2 (600m)
Race State	Finished



Rockhampton QLD Professional
Race 1: Great Northern QTIS Three-Years-Old Maiden Handicap
- 1400m
22 April 2025 - 12:32
Track Rating: Soft 6, Weather: Showers, Rail Position: +7m Entire



Section	Overall	1200m	1000m	800m	600m	400m	200m						
Section Times	1:25.77 [4] (0:12.32)	1:13.45 [2] (0:11.69)	1:01.76 [2] (0:12.58)	0:49.18 [2] (0:12.70)	0:36.48 [2] (0:11.42)	0:25.06 [2] (0:11.83)	0:13.23 [3] (0:13.23)						
Average Speed [km/h]	58.5	62.0	59.6	61.0	63.4	60.8	54.5						
Top Speed [km/h]	63.6	63.2	60.9	62.1	64.2	63.3	58.2						
Avg. Dist. to Rail [m]	7.8	7.1	7.7	8.7	9.8	9.7	10.6						
Avg. Stride Freq. [Hz]	2.3	2.2	2.2	2.3	2.4	2.3	2.2						
Avg. Stride Length [m]	6.9	7.6	7.4	7.4	7.4	7.3	6.9						





Rockhampton QLD Professional

Race 2: TAB Maiden Plate - 1200m

22 April 2025 - 13:07



Track Rating: Soft 6, Weather: Fine, Rail Position: +7m Entire

Section		Overall				1000m	800m	600m	400m	200m	Last 600m		
Field Times		1:10.99				0:59.41	0:47.76	0:35.34	0:24.02	0:12.36	0:35.34		
		(0:11.58)				(0:11.65)	(0:12.42)	(0:11.32)	(0:11.66)	(0:12.36)			
Rank	TAB Horse/Jockey	Barrier	Top Speed [km/h]	Fastest Section									Distance Travelled [m]
1	6 SPELLHOUND	3	65.7	0:11.31	1:10.99 [1]	0:59.08 [2]	0:47.47 [2]	0:35.07 [2]	0:23.67 [2]	0:12.36 [1]	1:10.99	0:35.07	
	Leah Martyn		1000m	400m	(0:11.91)	(0:11.61)	(0:12.40)	(0:11.40)	(0:11.31)	(0:12.36)			
2	1 DUKE OF LANCASTER	1	65.7	0:11.27	1:11.33 [2]	0:58.96 [6]	0:47.32 [6]	0:34.93 [6]	0:23.64 [6]	0:12.37 [3]	1.98L	0:34.93	-1
	Justin Stanley		400m	400m	(0:12.37)	(0:11.64)	(0:12.39)	(0:11.29)	(0:11.27)	(0:12.37)			
3	3 FINE AND RARE	4	65.4	0:11.29	1:11.43 [3]	0:59.40 [3]	0:47.71 [3]	0:35.22 [3]	0:23.93 [4]	0:12.38 [5]	2.6L	0:35.22	-2
	Ashley Butler		1000m	600m	(0:12.03)	(0:11.69)	(0:12.49)	(0:11.29)	(0:11.55)	(0:12.38)			
4	2 EMBEZZLED HEART	6	65.1	0:11.14	1:11.51 [4]	0:59.32 [5]	0:47.69 [4]	0:35.25 [4]	0:24.11 [3]	0:12.51 [4]	3.05L	0:35.25	+1
	Justin Huxtable		600m	600m	(0:12.19)	(0:11.63)	(0:12.44)	(0:11.14)	(0:11.60)	(0:12.51)			
5	5 RUM RUMBLE	5	65.5	0:11.35	1:11.62 [5]	0:59.55 [4]	0:47.79 [5]	0:35.29 [5]	0:23.94 [5]	0:12.33 [6]	3.68L	0:35.29	-3
	Ryan Wiggins		600m	600m	(0:12.07)	(0:11.76)	(0:12.50)	(0:11.35)	(0:11.61)	(0:12.33)			
6	7 FANCY LEGEND	2	68.5	0:11.32	1:12.00 [6]	1:00.42 [1]	0:48.77 [1]	0:36.35 [1]	0:25.03 [1]	0:13.18 [2]	5.94L	0:36.35	-5
	Chris McIver		Overall	600m	(0:11.58)	(0:11.65)	(0:12.42)	(0:11.32)	(0:11.85)	(0:13.18)			

Scratched: Naughtynoddy (#4)



Horse/Jockey Name	Spellhound
Final Rank	1
Fastest Section Time (Section)	0:11.31 (400m)
Top Speed [km/h] (Section)	65.7 (1000m)
Race State	Finished



Rockhampton QLD Professional

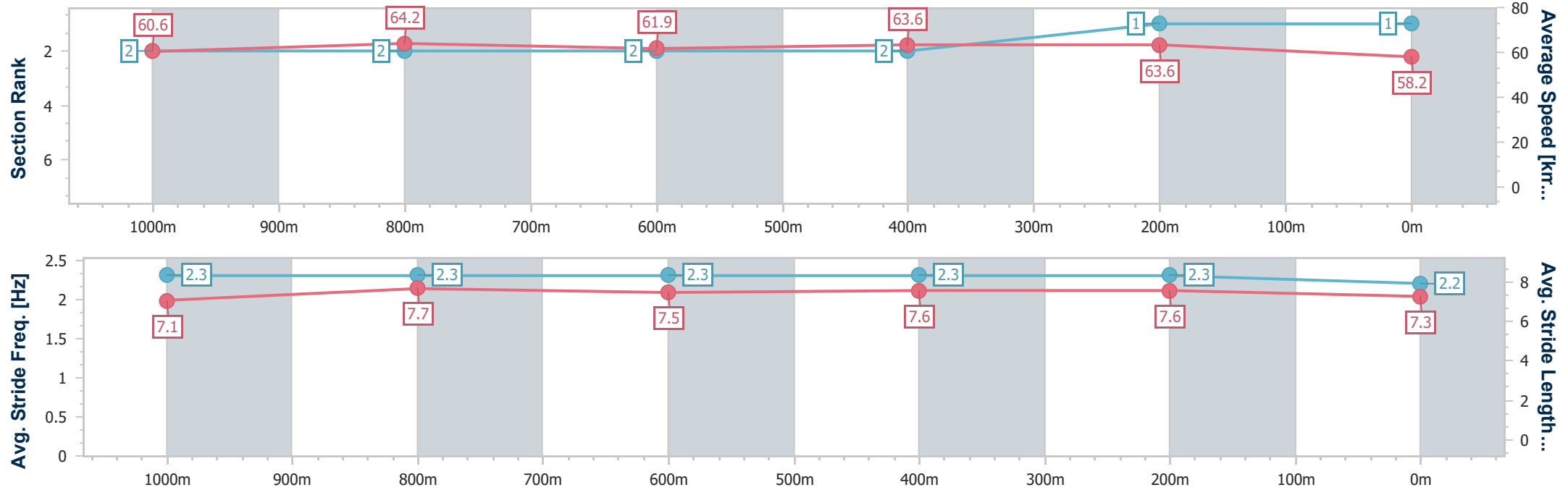
Race 2: TAB Maiden Plate - 1200m

22 April 2025 - 13:07

Track Rating: Soft 6, Weather: Fine, Rail Position: +7m Entire



Section	Overall	1000m	800m	600m	400m	200m								
Section Times	1:10.99 [1] (0:11.91)	0:59.08 [2] (0:11.61)	0:47.47 [2] (0:12.40)	0:35.07 [2] (0:11.40)	0:23.67 [2] (0:11.31)	0:12.36 [1] (0:12.36)								
Average Speed [km/h]	60.6	64.2	61.9	63.6	63.6	58.2								
Top Speed [km/h]	64.0	65.7	63.0	64.7	64.9	62.0								
Avg. Dist. to Rail [m]	7.7	6.5	7.7	9.8	10.6	11.7								
Avg. Stride Freq. [Hz]	2.3	2.3	2.3	2.3	2.3	2.2								
Avg. Stride Length [m]	7.1	7.7	7.5	7.6	7.6	7.3								





Horse/Jockey Name	Duke Of Lancaster
Final Rank	2
Fastest Section Time (Section)	0:11.27 (400m)
Top Speed [km/h] (Section)	65.7 (400m)
Race State	Finished



Rockhampton QLD Professional

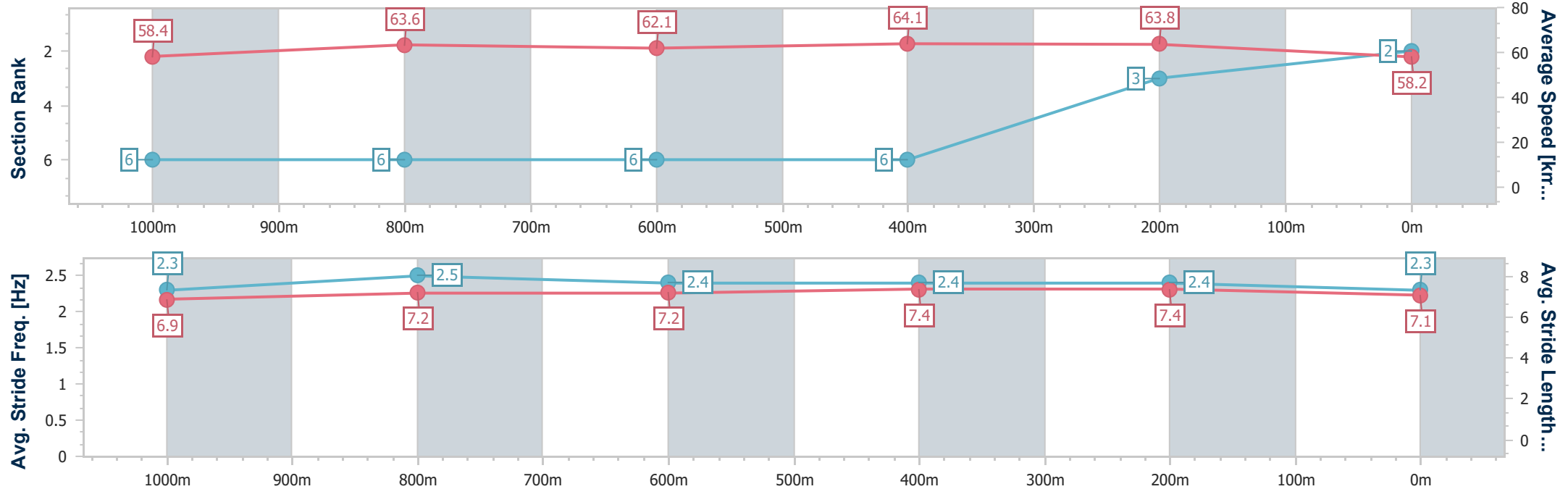
Race 2: TAB Maiden Plate - 1200m

22 April 2025 - 13:07

Track Rating: Soft 6, Weather: Fine, Rail Position: +7m Entire



Section	Overall	1000m	800m	600m	400m	200m								
Section Times	1:11.33 [2] (0:12.37)	0:58.96 [6] (0:11.64)	0:47.32 [6] (0:12.39)	0:34.93 [6] (0:11.29)	0:23.64 [6] (0:11.27)	0:12.37 [3] (0:12.37)								
Average Speed [km/h]	58.4	63.6	62.1	64.1	63.8	58.2								
Top Speed [km/h]	64.0	64.5	63.5	65.0	65.7	61.1								
Avg. Dist. to Rail [m]	6.4	5.5	7.9	10.3	12.5	13.0								
Avg. Stride Freq. [Hz]	2.3	2.5	2.4	2.4	2.4	2.3								
Avg. Stride Length [m]	6.9	7.2	7.2	7.4	7.4	7.1								





Horse/Jockey Name	Fine And Rare
Final Rank	3
Fastest Section Time (Section)	0:11.29 (600m)
Top Speed [km/h] (Section)	65.4 (1000m)
Race State	Finished



Rockhampton QLD Professional

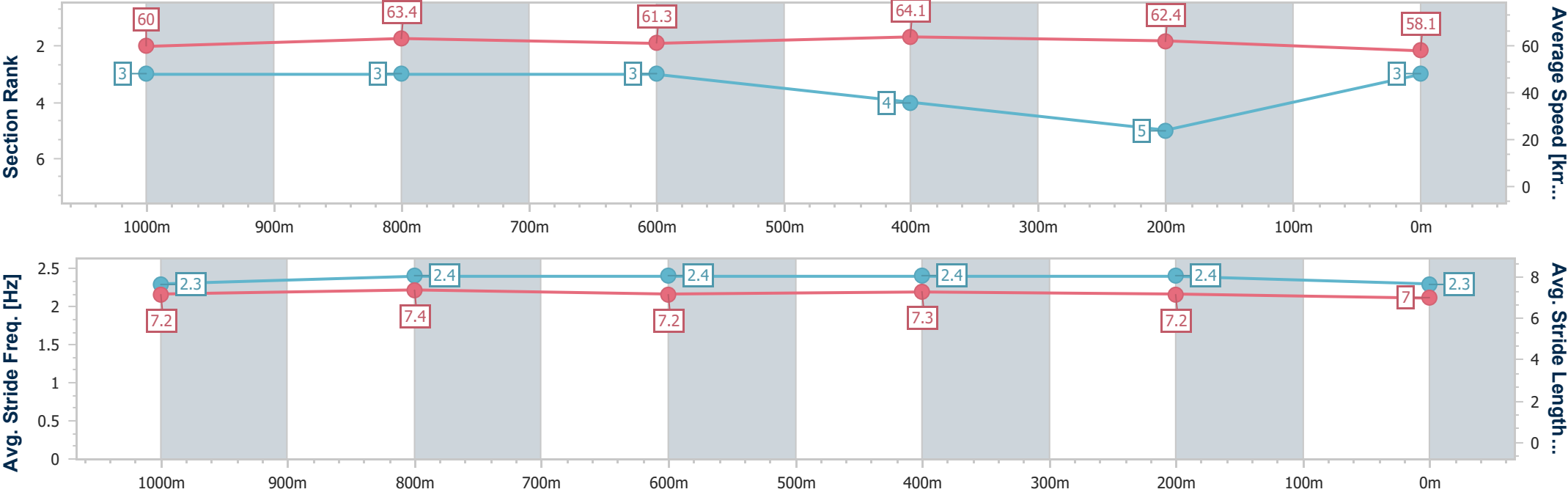
Race 2: TAB Maiden Plate - 1200m

22 April 2025 - 13:07

Track Rating: Soft 6, Weather: Fine, Rail Position: +7m Entire



Section	Overall	1000m	800m	600m	400m	200m							
Section Times	1:11.43 [3] (0:12.03)	0:59.40 [3] (0:11.69)	0:47.71 [3] (0:12.49)	0:35.22 [3] (0:11.29)	0:23.93 [4] (0:11.55)	0:12.38 [5] (0:12.38)							
Average Speed [km/h]	60.0	63.4	61.3	64.1	62.4	58.1							
Top Speed [km/h]	64.6	65.4	63.0	65.3	64.5	60.9							
Avg. Dist. to Rail [m]	8.5	5.5	7.3	8.5	10.6	11.1							
Avg. Stride Freq. [Hz]	2.3	2.4	2.4	2.4	2.4	2.3							
Avg. Stride Length [m]	7.2	7.4	7.2	7.3	7.2	7.0							





Horse/Jockey Name	Embezzled Heart
Final Rank	4
Fastest Section Time (Section)	0:11.14 (600m)
Top Speed [km/h] (Section)	65.1 (600m)
Race State	Finished



Rockhampton QLD Professional

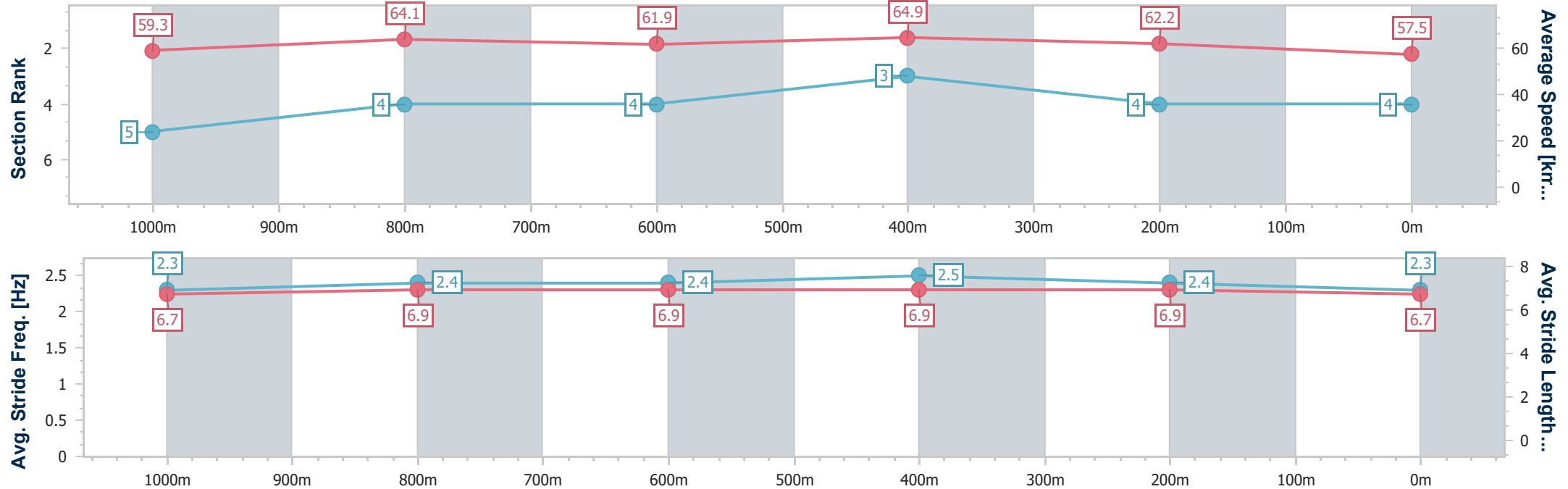
Race 2: TAB Maiden Plate - 1200m

22 April 2025 - 13:07

Track Rating: Soft 6, Weather: Fine, Rail Position: +7m Entire



Section	Overall	1000m	800m	600m	400m	200m								
Section Times	1:11.51 [4] (0:12.19)	0:59.32 [5] (0:11.63)	0:47.69 [4] (0:12.44)	0:35.25 [4] (0:11.14)	0:24.11 [3] (0:11.60)	0:12.51 [4] (0:12.51)								
Average Speed [km/h]	59.3	64.1	61.9	64.9	62.2	57.5								
Top Speed [km/h]	63.7	64.8	62.4	65.1	65.1	60.2								
Avg. Dist. to Rail [m]	11.0	6.7	8.1	10.2	16.1	19.4								
Avg. Stride Freq. [Hz]	2.3	2.4	2.4	2.5	2.4	2.3								
Avg. Stride Length [m]	6.7	6.9	6.9	6.9	6.9	6.7								





Horse/Jockey Name	Rum Rumble
Final Rank	5
Fastest Section Time (Section)	0:11.35 (600m)
Top Speed [km/h] (Section)	65.5 (600m)
Race State	Finished



Rockhampton QLD Professional

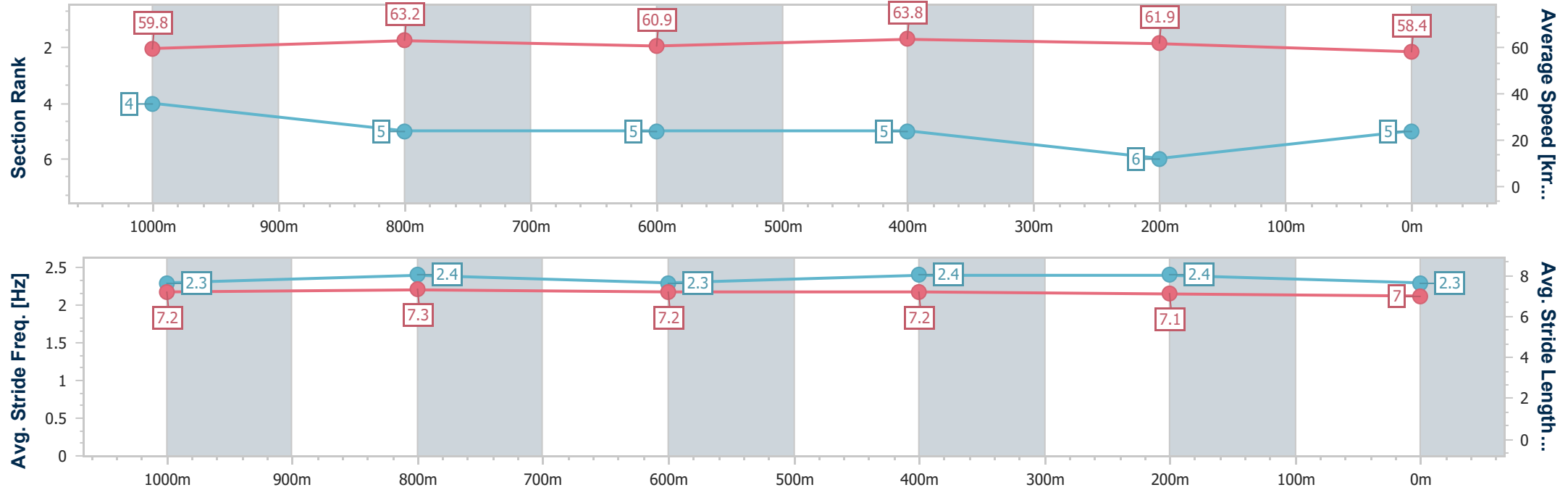
Race 2: TAB Maiden Plate - 1200m

22 April 2025 - 13:07

Track Rating: Soft 6, Weather: Fine, Rail Position: +7m Entire



Section	Overall	1000m	800m	600m	400m	200m							
Section Times	1:11.62 [5] (0:12.07)	0:59.55 [4] (0:11.76)	0:47.79 [5] (0:12.50)	0:35.29 [5] (0:11.35)	0:23.94 [5] (0:11.61)	0:12.33 [6] (0:12.33)							
Average Speed [km/h]	59.8	63.2	60.9	63.8	61.9	58.4							
Top Speed [km/h]	64.0	65.1	62.9	65.5	63.7	62.1							
Avg. Dist. to Rail [m]	9.0	5.4	6.8	10.6	12.3	11.6							
Avg. Stride Freq. [Hz]	2.3	2.4	2.3	2.4	2.4	2.3							
Avg. Stride Length [m]	7.2	7.3	7.2	7.2	7.1	7.0							





Horse/Jockey Name	Fancy Legend
Final Rank	6
Fastest Section Time (Section)	0:11.32 (600m)
Top Speed [km/h] (Section)	68.5 (Overall)
Race State	Finished



Rockhampton QLD Professional

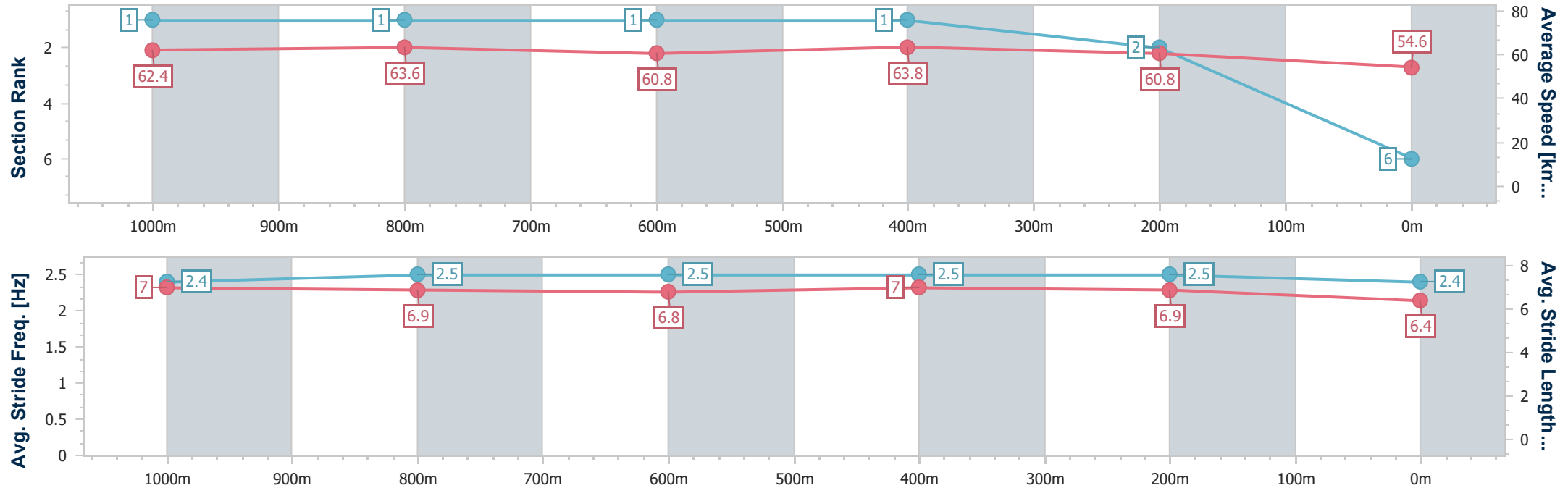
Race 2: TAB Maiden Plate - 1200m

22 April 2025 - 13:07

Track Rating: Soft 6, Weather: Fine, Rail Position: +7m Entire



Section	Overall	1000m	800m	600m	400m	200m								
Section Times	1:12.00 [6] (0:11.58)	1:00.42 [1] (0:11.65)	0:48.77 [1] (0:12.42)	0:36.35 [1] (0:11.32)	0:25.03 [1] (0:11.85)	0:13.18 [2] (0:13.18)								
Average Speed [km/h]	62.4	63.6	60.8	63.8	60.8	54.6								
Top Speed [km/h]	68.5	68.3	62.2	65.3	62.8	57.9								
Avg. Dist. to Rail [m]	6.2	4.9	5.7	5.8	7.8	7.1								
Avg. Stride Freq. [Hz]	2.4	2.5	2.5	2.5	2.5	2.4								
Avg. Stride Length [m]	7.0	6.9	6.8	7.0	6.9	6.4								





Rockhampton QLD Professional
Race 3: Thanks Cap Sales Vendors and Buyers QTIS Two-Year-Old
Maiden Handicap - 1200m
22 April 2025 - 13:42



Track Rating: Soft 6, Weather: Fine, Rail Position: +7m Entire

Section		Overall				1000m	800m	600m	400m	200m	Last 600m		
Field Times		1:10.76				0:58.99	0:47.57	0:35.10	0:23.54	0:11.97	0:35.10		
		(0:11.77)				(0:11.42)	(0:12.47)	(0:11.56)	(0:11.57)	(0:11.97)			
Rank	TAB	Horse/Jockey	Barrier	Top Speed [km/h]	Fastest Section						Margin	Distance Travelled [m]	
1	7	SHEZA ALIBI	1	65.9	0:11.34	1:10.76 [1]	0:58.85 [4]	0:47.20 [4]	0:34.72 [4]	0:23.31 [4]	0:11.97 [1]	1:10.76	0:34.72
		Chris McIver		600m	400m	(0:11.91)	(0:11.65)	(0:12.48)	(0:11.41)	(0:11.34)	(0:11.97)		
2	6	BUNGARRIBEE RAIN	3	66.0	0:11.30	1:11.21 [2]	0:59.26 [5]	0:47.62 [5]	0:34.99 [5]	0:23.53 [5]	0:12.23 [4]	2.63L	0:34.99 +7
		Warwick Satherley		400m	400m	(0:11.95)	(0:11.64)	(0:12.63)	(0:11.46)	(0:11.30)	(0:12.23)		
3	8	VALUBIOUS	4	65.9	0:11.37	1:11.22 [3]	0:59.10 [6]	0:47.39 [6]	0:34.87 [6]	0:23.50 [6]	0:12.12 [6]	2.71L	0:34.87 +7
		Adam Sewell		1000m	600m	(0:12.12)	(0:11.71)	(0:12.52)	(0:11.37)	(0:11.38)	(0:12.12)		
4	1	PRECISE TORQUE	5	68.8	0:11.33	1:11.32 [4]	0:59.46 [3]	0:48.13 [1]	0:35.44 [2]	0:23.89 [3]	0:12.41 [2]	3.28L	0:35.44 +1
		Leah Martyn		1000m	1000m	(0:11.86)	(0:11.33)	(0:12.69)	(0:11.55)	(0:11.48)	(0:12.41)		
5	2	BITTER SPIRIT	7	66.4	0:11.42	1:11.69 [5]	0:59.92 [1]	0:48.28 [3]	0:35.74 [3]	0:24.32 [2]	0:12.75 [3]	5.48L	0:35.74 +10
		Montana Philpot		1000m	600m	(0:11.77)	(0:11.64)	(0:12.54)	(0:11.42)	(0:11.57)	(0:12.75)		
6	5	HEROIC TALENT	8	67.7	0:11.42	1:12.10 [6]	1:00.27 [2]	0:48.85 [2]	0:36.44 [1]	0:24.88 [1]	0:13.05 [5]	7.88L	0:36.44 +7
		Raul Silvera Olivera		1000m	1000m	(0:11.83)	(0:11.42)	(0:12.41)	(0:11.56)	(0:11.83)	(0:13.05)		
7	3	GRUMPYOLDCOL	2	64.2	0:11.44	1:12.18 [7]	0:59.83 [7]	0:47.99 [7]	0:35.55 [7]	0:24.11 [7]	0:12.56 [7]	8.32L	0:35.55 +4
		Brooke Johnson		800m	600m	(0:12.35)	(0:11.84)	(0:12.44)	(0:11.44)	(0:11.55)	(0:12.56)		
8	4	I'M NOT GREY	6	64.9	0:11.60	1:13.74 [8]	1:01.15 [8]	0:49.35 [8]	0:36.74 [8]	0:25.14 [8]	0:13.30 [8]	17.52L	0:36.74 +5
		McKenzie Apel		1000m	600m	(0:12.59)	(0:11.80)	(0:12.61)	(0:11.60)	(0:11.84)	(0:13.30)		



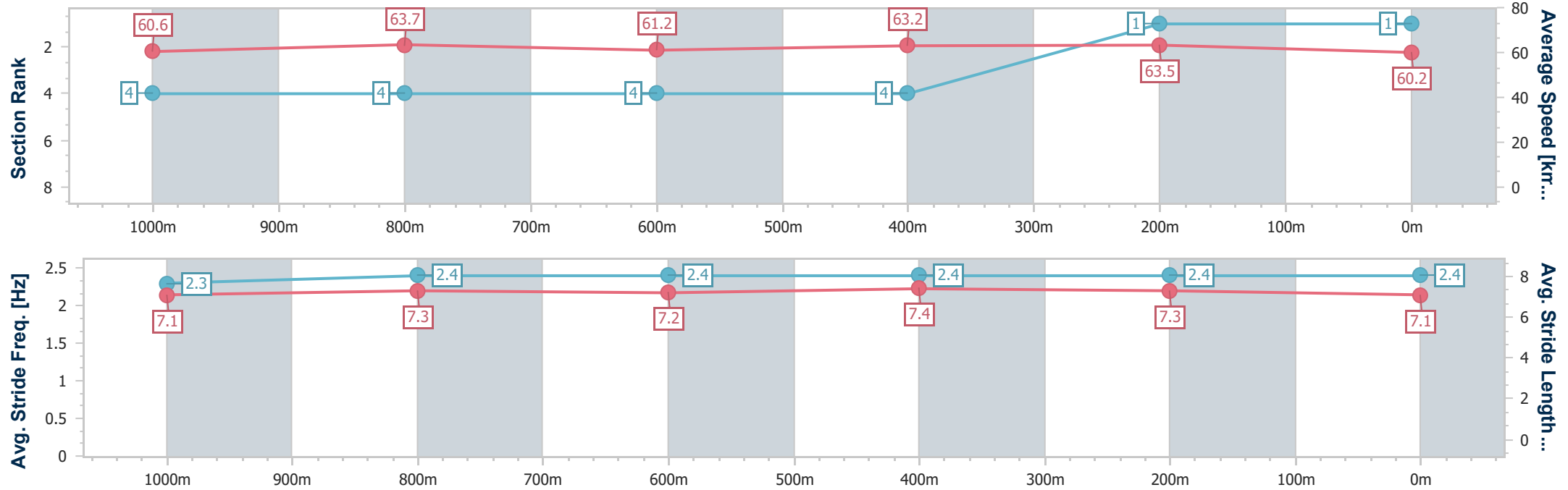
Horse/Jockey Name	Sheza Alibi
Final Rank	1
Fastest Section Time (Section)	0:11.34 (400m)
Top Speed [km/h] (Section)	65.9 (600m)
Race State	Finished



Rockhampton QLD Professional
Race 3: Thanks Cap Sales Vendors and Buyers QTIS Two-Year-
Old Maiden Handicap - 1200m
22 April 2025 - 13:42
Track Rating: Soft 6, Weather: Fine, Rail Position: +7m Entire



Section	Overall	1000m	800m	600m	400m	200m								
Section Times	1:10.76 [1] (0:11.91)	0:58.85 [4] (0:11.65)	0:47.20 [4] (0:12.48)	0:34.72 [4] (0:11.41)	0:23.31 [4] (0:11.34)	0:11.97 [1] (0:11.97)								
Average Speed [km/h]	60.6	63.7	61.2	63.2	63.5	60.2								
Top Speed [km/h]	64.9	65.3	64.3	65.9	64.9	62.6								
Avg. Dist. to Rail [m]	4.7	5.5	7.0	8.0	9.6	10.2								
Avg. Stride Freq. [Hz]	2.3	2.4	2.4	2.4	2.4	2.4								
Avg. Stride Length [m]	7.1	7.3	7.2	7.4	7.3	7.1								





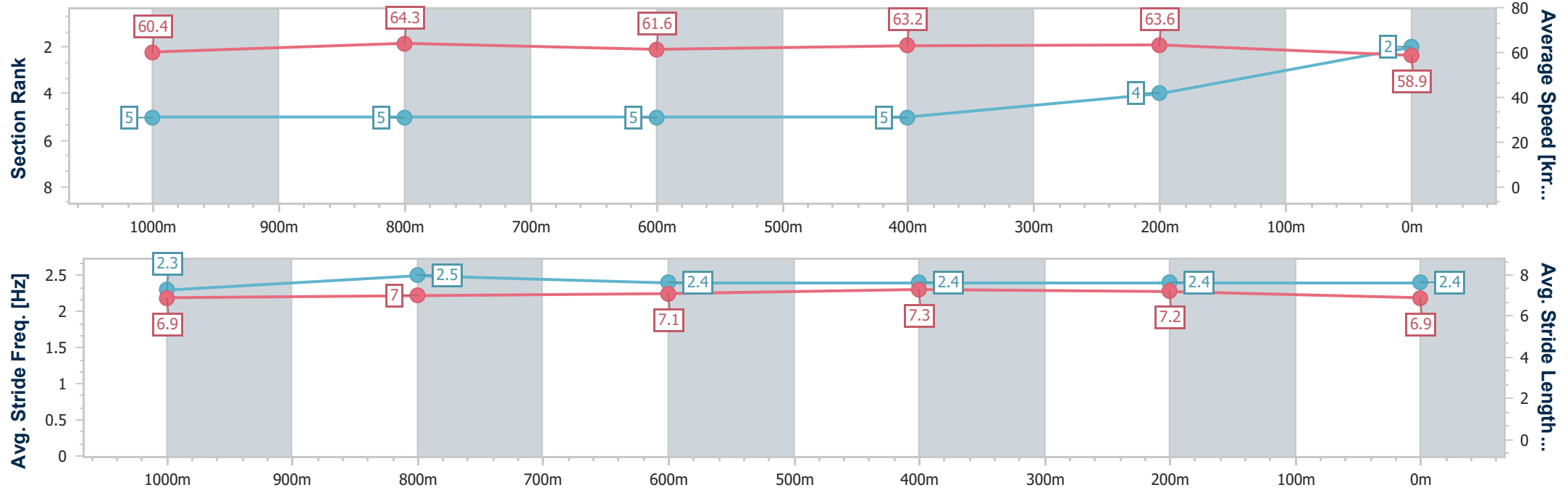
Horse/Jockey Name	Bungarribee Rain
Final Rank	2
Fastest Section Time (Section)	0:11.30 (400m)
Top Speed [km/h] (Section)	66.0 (400m)
Race State	Finished



Rockhampton QLD Professional
Race 3: Thanks Cap Sales Vendors and Buyers QTIS Two-Year-
Old Maiden Handicap - 1200m
22 April 2025 - 13:42
Track Rating: Soft 6, Weather: Fine, Rail Position: +7m Entire



Section	Overall	1000m	800m	600m	400m	200m								
Section Times	1:11.21 [2] (0:11.95)	0:59.26 [5] (0:11.64)	0:47.62 [5] (0:12.63)	0:34.99 [5] (0:11.46)	0:23.53 [5] (0:11.30)	0:12.23 [4] (0:12.23)								
Average Speed [km/h]	60.4	64.3	61.6	63.2	63.6	58.9								
Top Speed [km/h]	63.1	65.9	62.5	65.0	66.0	60.6								
Avg. Dist. to Rail [m]	8.0	7.3	9.3	11.5	12.9	13.0								
Avg. Stride Freq. [Hz]	2.3	2.5	2.4	2.4	2.4	2.4								
Avg. Stride Length [m]	6.9	7.0	7.1	7.3	7.2	6.9								





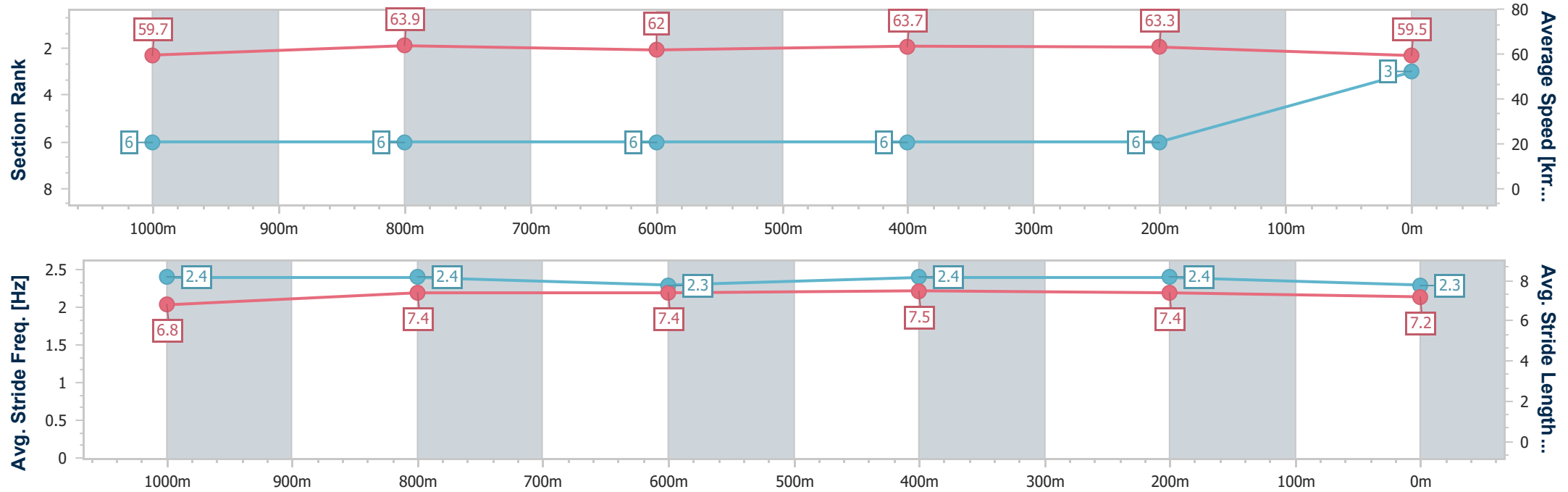
Horse/Jockey Name	Valubious
Final Rank	3
Fastest Section Time (Section)	0:11.37 (600m)
Top Speed [km/h] (Section)	65.9 (1000m)
Race State	Finished



Rockhampton QLD Professional
Race 3: Thanks Cap Sales Vendors and Buyers QTIS Two-Year-
Old Maiden Handicap - 1200m
22 April 2025 - 13:42
Track Rating: Soft 6, Weather: Fine, Rail Position: +7m Entire



Section	Overall	1000m	800m	600m	400m	200m							
Section Times	1:11.22 [3] (0:12.12)	0:59.10 [6] (0:11.71)	0:47.39 [6] (0:12.52)	0:34.87 [6] (0:11.37)	0:23.50 [6] (0:11.38)	0:12.12 [6] (0:12.12)							
Average Speed [km/h]	59.7	63.9	62.0	63.7	63.3	59.5							
Top Speed [km/h]	61.9	65.9	64.2	65.0	64.9	61.1							
Avg. Dist. to Rail [m]	9.2	7.3	9.1	10.4	11.9	11.9							
Avg. Stride Freq. [Hz]	2.4	2.4	2.3	2.4	2.4	2.3							
Avg. Stride Length [m]	6.8	7.4	7.4	7.5	7.4	7.2							





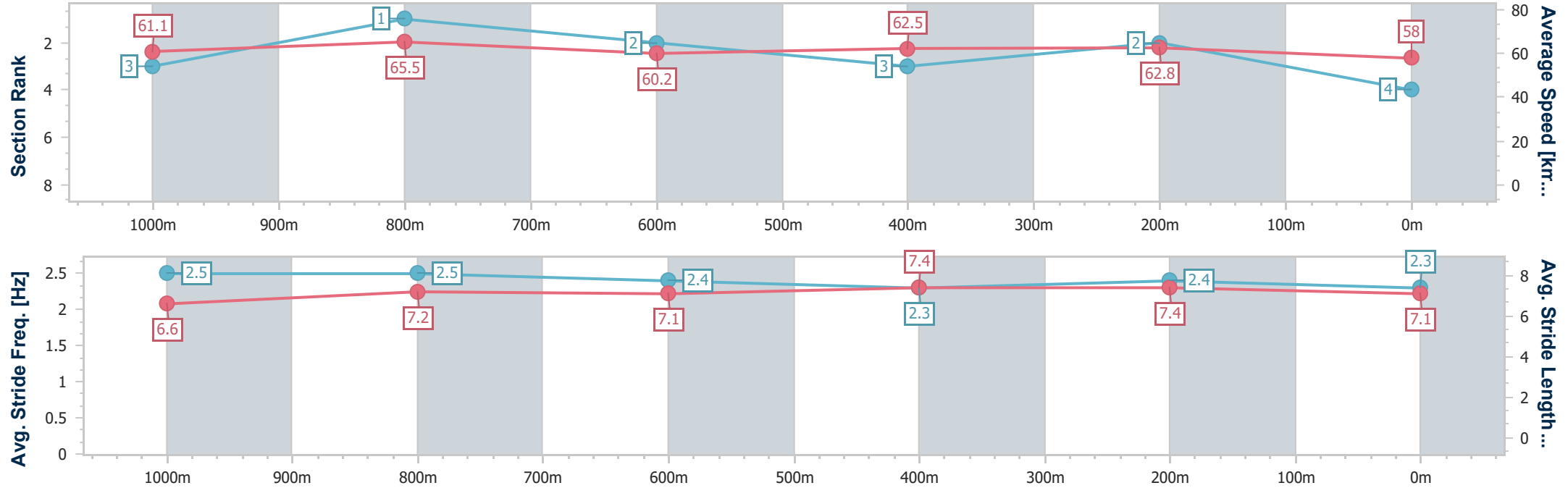
Horse/Jockey Name	Precise Torque
Final Rank	4
Fastest Section Time (Section)	0:11.33 (1000m)
Top Speed [km/h] (Section)	68.8 (1000m)
Race State	Finished



Rockhampton QLD Professional
Race 3: Thanks Cap Sales Vendors and Buyers QTIS Two-Year-
Old Maiden Handicap - 1200m
22 April 2025 - 13:42
Track Rating: Soft 6, Weather: Fine, Rail Position: +7m Entire



Section	Overall	1000m	800m	600m	400m	200m								
Section Times	1:11.32 [4] (0:11.86)	0:59.46 [3] (0:11.33)	0:48.13 [1] (0:12.69)	0:35.44 [2] (0:11.55)	0:23.89 [3] (0:11.48)	0:12.41 [2] (0:12.41)								
Average Speed [km/h]	61.1	65.5	60.2	62.5	62.8	58.0								
Top Speed [km/h]	63.1	68.8	63.0	65.0	64.8	60.3								
Avg. Dist. to Rail [m]	8.9	6.0	7.1	6.4	6.9	7.8								
Avg. Stride Freq. [Hz]	2.5	2.5	2.4	2.3	2.4	2.3								
Avg. Stride Length [m]	6.6	7.2	7.1	7.4	7.4	7.1								





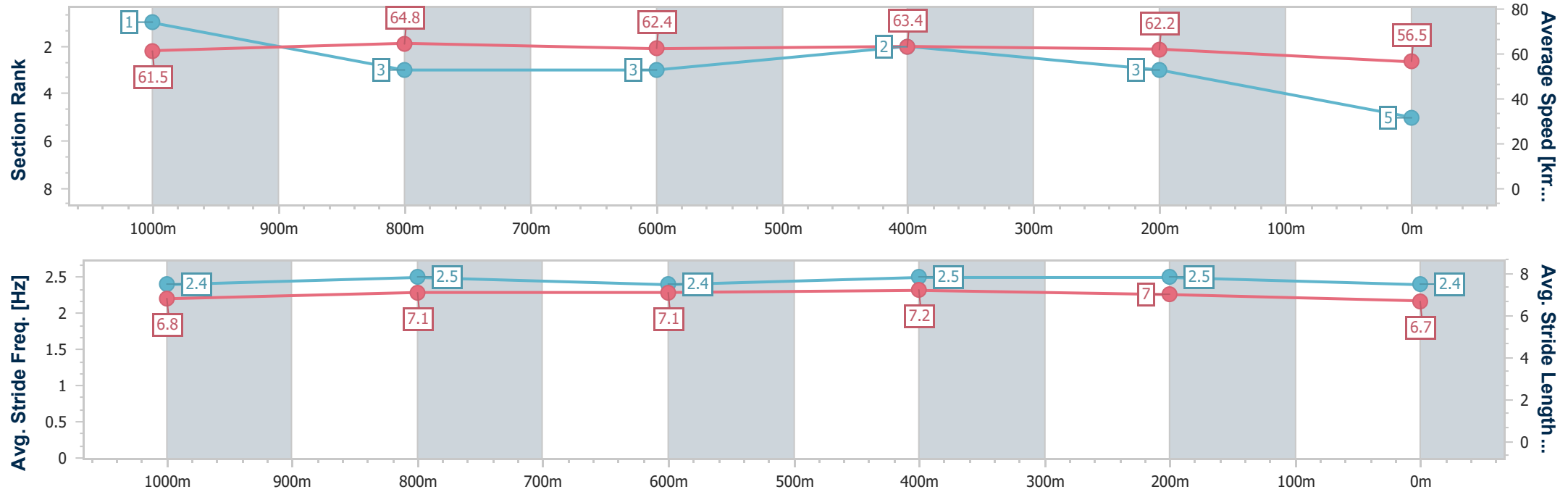
Horse/Jockey Name	Bitter Spirit
Final Rank	5
Fastest Section Time (Section)	0:11.42 (600m)
Top Speed [km/h] (Section)	66.4 (1000m)
Race State	Finished



Rockhampton QLD Professional
Race 3: Thanks Cap Sales Vendors and Buyers QTIS Two-Year-
Old Maiden Handicap - 1200m
22 April 2025 - 13:42
Track Rating: Soft 6, Weather: Fine, Rail Position: +7m Entire



Section	Overall	1000m	800m	600m	400m	200m								
Section Times	1:11.69 [5] (0:11.77)	0:59.92 [1] (0:11.64)	0:48.28 [3] (0:12.54)	0:35.74 [3] (0:11.42)	0:24.32 [2] (0:11.57)	0:12.75 [3] (0:12.75)								
Average Speed [km/h]	61.5	64.8	62.4	63.4	62.2	56.5								
Top Speed [km/h]	64.7	66.4	65.1	65.0	64.6	59.7								
Avg. Dist. to Rail [m]	10.7	8.4	9.9	10.5	11.3	11.7								
Avg. Stride Freq. [Hz]	2.4	2.5	2.4	2.5	2.5	2.4								
Avg. Stride Length [m]	6.8	7.1	7.1	7.2	7.0	6.7								





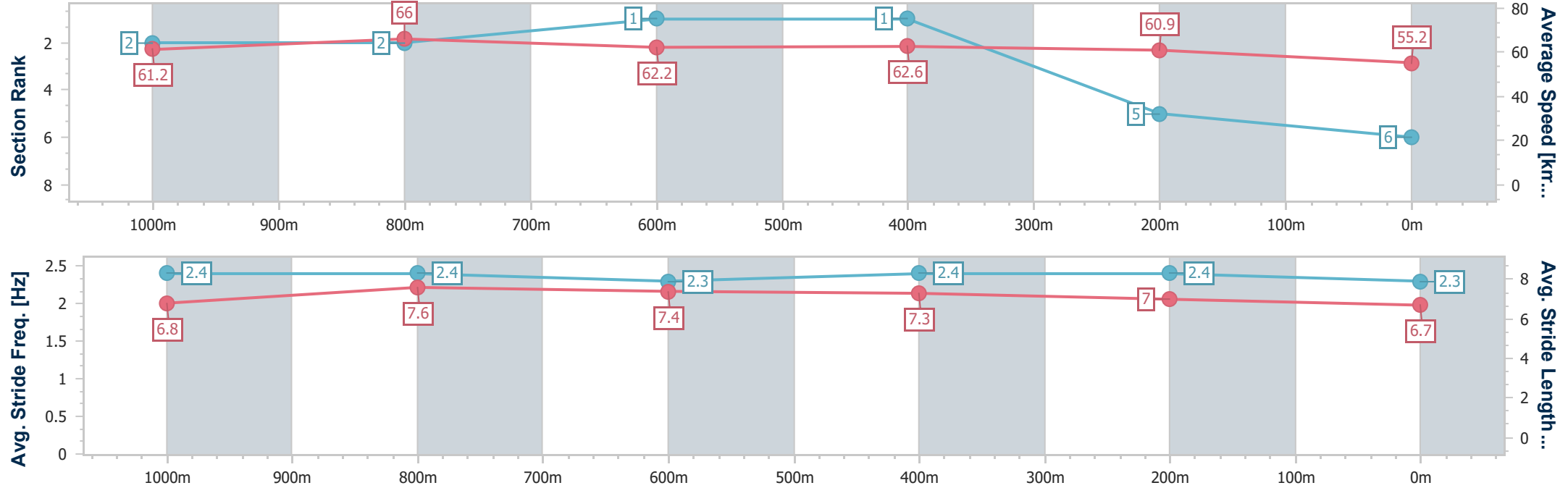
Horse/Jockey Name	Heroic Talent
Final Rank	6
Fastest Section Time (Section)	0:11.42 (1000m)
Top Speed [km/h] (Section)	67.7 (1000m)
Race State	Finished



Rockhampton QLD Professional
Race 3: Thanks Cap Sales Vendors and Buyers QTIS Two-Year-
Old Maiden Handicap - 1200m
22 April 2025 - 13:42
Track Rating: Soft 6, Weather: Fine, Rail Position: +7m Entire



Section	Overall	1000m	800m	600m	400m	200m							
Section Times	1:12.10 [6] (0:11.83)	1:00.27 [2] (0:11.42)	0:48.85 [2] (0:12.41)	0:36.44 [1] (0:11.56)	0:24.88 [1] (0:11.83)	0:13.05 [5] (0:13.05)							
Average Speed [km/h]	61.2	66.0	62.2	62.6	60.9	55.2							
Top Speed [km/h]	66.5	67.7	65.8	64.7	64.4	58.2							
Avg. Dist. to Rail [m]	12.3	8.8	8.5	9.8	10.2	10.4							
Avg. Stride Freq. [Hz]	2.4	2.4	2.3	2.4	2.4	2.3							
Avg. Stride Length [m]	6.8	7.6	7.4	7.3	7.0	6.7							





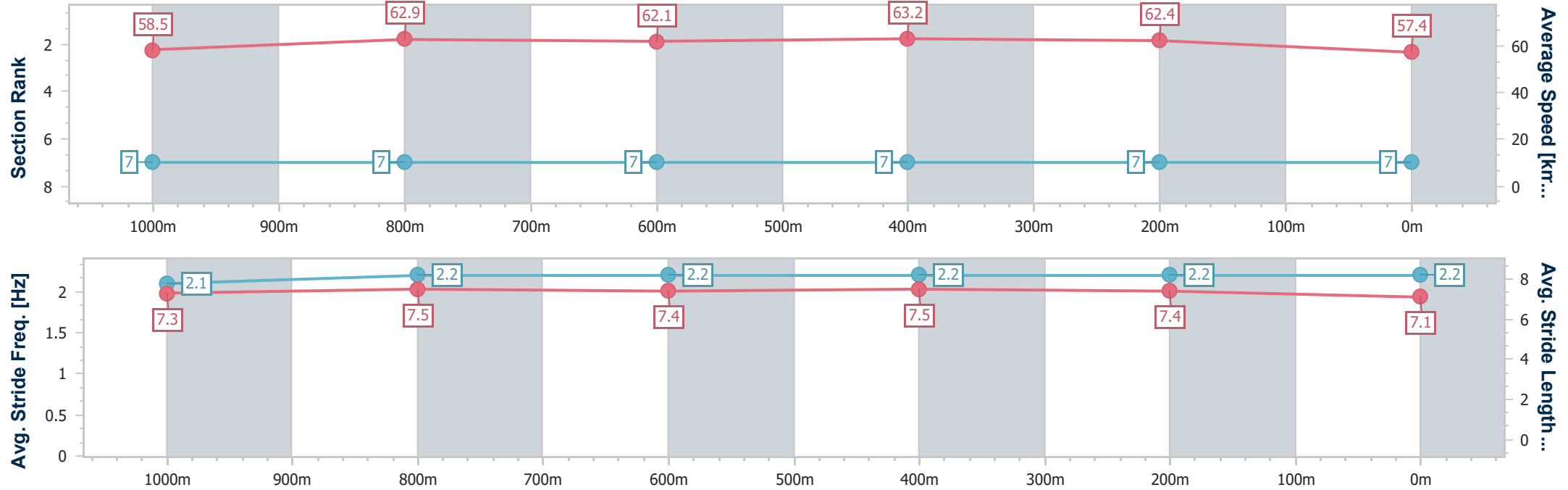
Horse/Jockey Name	Grumpyoldcol
Final Rank	7
Fastest Section Time (Section)	0:11.44 (600m)
Top Speed [km/h] (Section)	64.2 (800m)
Race State	Finished



Rockhampton QLD Professional
Race 3: Thanks Cap Sales Vendors and Buyers QTIS Two-Year-
Old Maiden Handicap - 1200m
22 April 2025 - 13:42
Track Rating: Soft 6, Weather: Fine, Rail Position: +7m Entire



Section	Overall	1000m	800m	600m	400m	200m							
Section Times	1:12.18 [7] (0:12.35)	0:59.83 [7] (0:11.84)	0:47.99 [7] (0:12.44)	0:35.55 [7] (0:11.44)	0:24.11 [7] (0:11.55)	0:12.56 [7] (0:12.56)							
Average Speed [km/h]	58.5	62.9	62.1	63.2	62.4	57.4							
Top Speed [km/h]	63.3	64.1	64.2	64.0	64.0	60.6							
Avg. Dist. to Rail [m]	7.0	6.3	8.3	9.2	9.5	9.3							
Avg. Stride Freq. [Hz]	2.1	2.2	2.2	2.2	2.2	2.2							
Avg. Stride Length [m]	7.3	7.5	7.4	7.5	7.4	7.1							





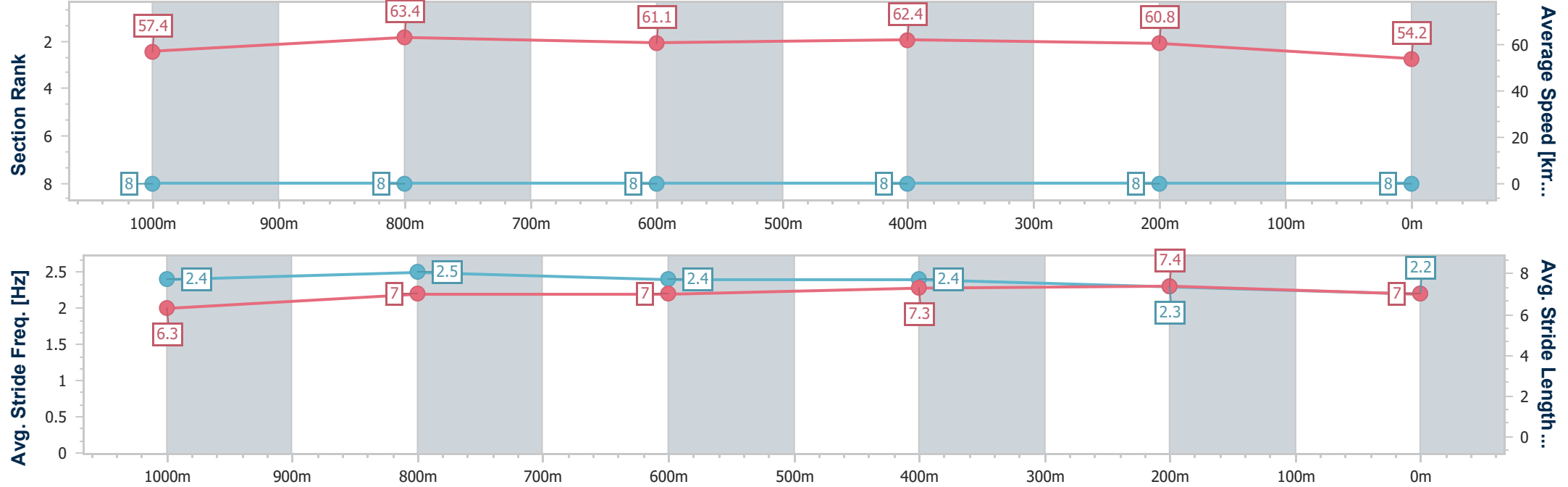
Horse/Jockey Name	I'm Not Grey
Final Rank	8
Fastest Section Time (Section)	0:11.60 (600m)
Top Speed [km/h] (Section)	64.9 (1000m)
Race State	Finished



Rockhampton QLD Professional
Race 3: Thanks Cap Sales Vendors and Buyers QTIS Two-Year-
Old Maiden Handicap - 1200m
22 April 2025 - 13:42
Track Rating: Soft 6, Weather: Fine, Rail Position: +7m Entire



Section	Overall	1000m	800m	600m	400m	200m							
Section Times	1:13.74 [8] (0:12.59)	1:01.15 [8] (0:11.80)	0:49.35 [8] (0:12.61)	0:36.74 [8] (0:11.60)	0:25.14 [8] (0:11.84)	0:13.30 [8] (0:13.30)							
Average Speed [km/h]	57.4	63.4	61.1	62.4	60.8	54.2							
Top Speed [km/h]	62.8	64.9	63.5	63.2	62.2	59.1							
Avg. Dist. to Rail [m]	10.0	7.7	8.3	9.0	8.5	8.5							
Avg. Stride Freq. [Hz]	2.4	2.5	2.4	2.4	2.3	2.2							
Avg. Stride Length [m]	6.3	7.0	7.0	7.3	7.4	7.0							





Rockhampton QLD Professional

Race 4: Rocky Cup Carnival On Sale Now BM58 Handicap - 1300m

22 April 2025 - 14:17



Track Rating: Soft 6, Weather: Fine, Rail Position: +7m Entire

Section						Overall	1200m	1000m	800m	600m	400m	Last 600m	
Field Times						1:17.24 (0:06.44)	1:10.80 (0:11.32)	0:59.48 (0:11.98)	0:47.50 (0:12.50)	0:35.00 (0:11.32)	0:23.68 (0:11.47)	0:35.00	
Rank	TAB	Horse/Jockey	Barrier	Top Speed [km/h]	Fastest Section								Distance Travelled [m]
1	3	JUST BINGO	2	65.0	0:06.54	1:17.24 [1]	1:10.70 [3]	0:59.31 [3]	0:47.30 [3]	0:34.71 [3]	0:23.43 [3]	0:34.71	
		McKenzie Apel		1200m	Overall	(0:06.54)	(0:11.39)	(0:12.01)	(0:12.59)	(0:11.28)	(0:11.37)		
2	7	ITZA MOTZA	5	66.3	0:06.55	1:17.37 [2]	1:10.82 [4]	0:59.21 [4]	0:47.33 [4]	0:34.68 [4]	0:23.48 [4]	0:34.68	
		Leah Martyn		1200m	Overall	(0:06.55)	(0:11.61)	(0:11.88)	(0:12.65)	(0:11.20)	(0:11.34)	-1	
3	4	NORTHUMBRIA	8	66.1	0:06.44	1:17.67 [3]	1:11.23 [1]	0:59.88 [2]	0:47.90 [2]	0:35.29 [2]	0:24.11 [1]	0:35.29	
		Warwick Satherley		1200m	Overall	(0:06.44)	(0:11.35)	(0:11.98)	(0:12.61)	(0:11.18)	(0:11.47)	+4	
4	2	THREE GONGS	1	66.3	0:06.95	1:17.70 [4]	1:10.75 [9]	0:59.15 [9]	0:47.34 [8]	0:34.83 [7]	0:23.63 [7]	0:34.83	
		Justin Stanley		1200m	Overall	(0:06.95)	(0:11.60)	(0:11.81)	(0:12.51)	(0:11.20)	(0:11.41)	-3	
5	9	OUR HEART THROB	4	66.4	0:06.66	1:17.80 [5]	1:11.14 [7]	0:59.62 [5]	0:47.73 [5]	0:35.04 [6]	0:23.81 [5]	0:35.04	
		Chris McIver		600m	Overall	(0:06.66)	(0:11.52)	(0:11.89)	(0:12.69)	(0:11.23)	(0:11.39)	+1	
6	1	COOL ENCOUNTER	6	66.6	0:06.83	1:17.82 [6]	1:10.99 [8]	0:59.33 [8]	0:47.32 [9]	0:34.73 [9]	0:23.65 [8]	0:34.73	
		Montana Philpot		1200m	Overall	(0:06.83)	(0:11.66)	(0:12.01)	(0:12.59)	(0:11.08)	(0:11.24)	+5	
7	8	MONEY MAN	3	66.3	0:06.50	1:17.90 [7]	1:11.40 [2]	1:00.14 [1]	0:48.16 [1]	0:35.66 [1]	0:24.30 [2]	0:35.66	
		Justin Huxtable		1200m	Overall	(0:06.50)	(0:11.26)	(0:11.98)	(0:12.50)	(0:11.36)	(0:11.65)	-6	
8	5	STREET GOD	7	64.6	0:06.59	1:19.10 [8]	1:12.51 [5]	1:00.81 [6]	0:48.89 [7]	0:36.38 [5]	0:25.07 [6]	0:36.38	
		Ryan Wiggins		1000m	Overall	(0:06.59)	(0:11.70)	(0:11.92)	(0:12.51)	(0:11.31)	(0:11.51)	+2	
9	6	BO BO BEWARE	9	66.1	0:06.61	1:20.14 [9]	1:13.53 [6]	1:01.79 [7]	0:49.97 [6]	0:37.21 [8]	0:25.56 [9]	0:37.21	
		Ashley Butler		1000m	Overall	(0:06.61)	(0:11.74)	(0:11.82)	(0:12.76)	(0:11.65)	(0:12.03)	+5	



Rockhampton QLD Professional

Race 4: Rocky Cup Carnival On Sale Now BM58 Handicap - 1300m

22 April 2025 - 14:17



Track Rating: Soft 6, Weather: Fine, Rail Position: +7m Entire

Section Field Times				200m 0:12.21 (0:12.21)				Last 600m 0:35.00	
Rank	TAB	Horse/Jockey	Barrier	Top Speed [km/h]	Fastest Section	Margin		Distance Travelled [m]	
1	3	JUST BINGO	2	65.0	0:06.54	0:12.06 [2]	1:17.24	0:34.71	
		McKenzie Apel		1200m	Overall	(0:12.06)			
2	7	ITZA MOTZA	5	66.3	0:06.55	0:12.14 [3]	0.77L	0:34.68	-1
		Leah Martyn		1200m	Overall	(0:12.14)			
3	4	NORTHUMBRIA	8	66.1	0:06.44	0:12.64 [1]	2.5L	0:35.29	+4
		Warwick Satherley		1200m	Overall	(0:12.64)			
4	2	THREE GONGS	1	66.3	0:06.95	0:12.22 [7]	2.68L	0:34.83	-3
		Justin Stanley		1200m	Overall	(0:12.22)			
5	9	OUR HEART THROB	4	66.4	0:06.66	0:12.42 [5]	3.25L	0:35.04	+1
		Chris McIver		600m	Overall	(0:12.42)			
6	1	COOL ENCOUNTER	6	66.6	0:06.83	0:12.41 [6]	3.42L	0:34.73	+5
		Montana Philpot		1200m	Overall	(0:12.41)			
7	8	MONEY MAN	3	66.3	0:06.50	0:12.65 [4]	3.88L	0:35.66	-6
		Justin Huxtable		1200m	Overall	(0:12.65)			
8	5	STREET GOD	7	64.6	0:06.59	0:13.56 [8]	10.89L	0:36.38	+2
		Ryan Wiggins		1000m	Overall	(0:13.56)			
9	6	BO BO BEWARE	9	66.1	0:06.61	0:13.53 [9]	17.03L	0:37.21	+5
		Ashley Butler		1000m	Overall	(0:13.53)			



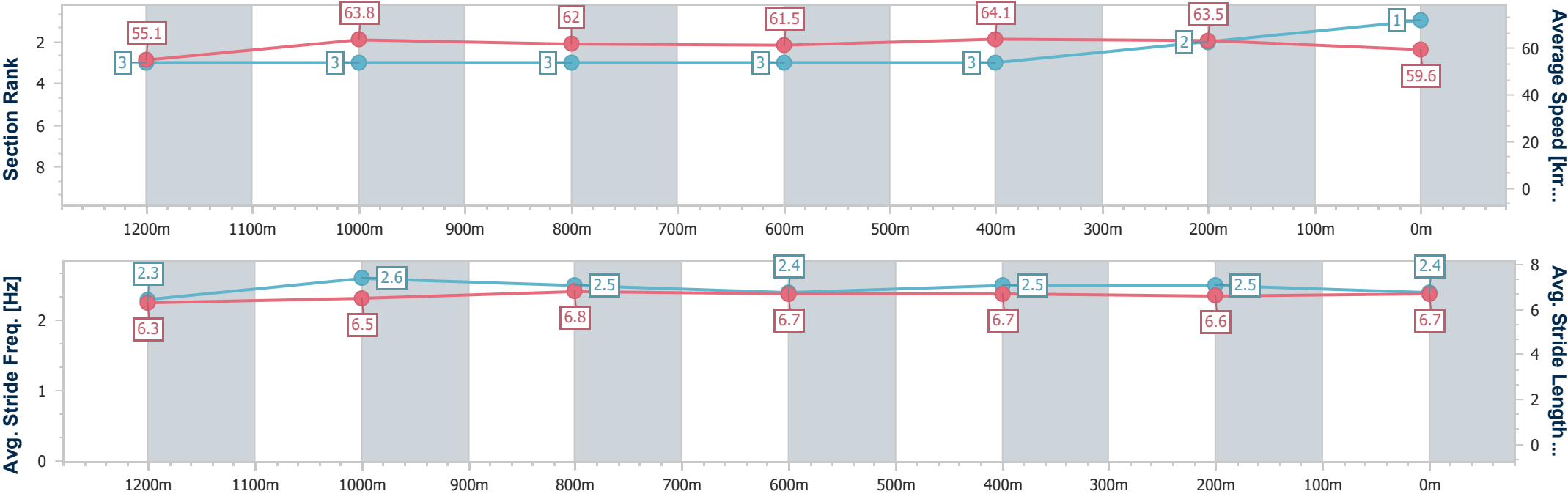
Horse/Jockey Name	Just Bingo
Final Rank	1
Fastest Section Time (Section)	0:06.54 (Overall)
Top Speed [km/h] (Section)	65.0 (1200m)
Race State	Finished



Rockhampton QLD Professional
Race 4: Rocky Cup Carnival On Sale Now BM58 Handicap - 1300m
22 April 2025 - 14:17
Track Rating: Soft 6, Weather: Fine, Rail Position: +7m Entire



Section	Overall	1200m	1000m	800m	600m	400m	200m						
Section Times	1:17.24 [1] (0:06.54)	1:10.70 [3] (0:11.39)	0:59.31 [3] (0:12.01)	0:47.30 [3] (0:12.59)	0:34.71 [3] (0:11.28)	0:23.43 [3] (0:11.37)	0:12.06 [2] (0:12.06)						
Average Speed [km/h]	55.1	63.8	62.0	61.5	64.1	63.5	59.6						
Top Speed [km/h]	59.3	65.0	64.3	63.3	64.9	64.5	61.8						
Avg. Dist. to Rail [m]	9.4	6.0	6.8	8.8	10.1	12.4	11.9						
Avg. Stride Freq. [Hz]	2.3	2.6	2.5	2.4	2.5	2.5	2.4						
Avg. Stride Length [m]	6.3	6.5	6.8	6.7	6.7	6.6	6.7						





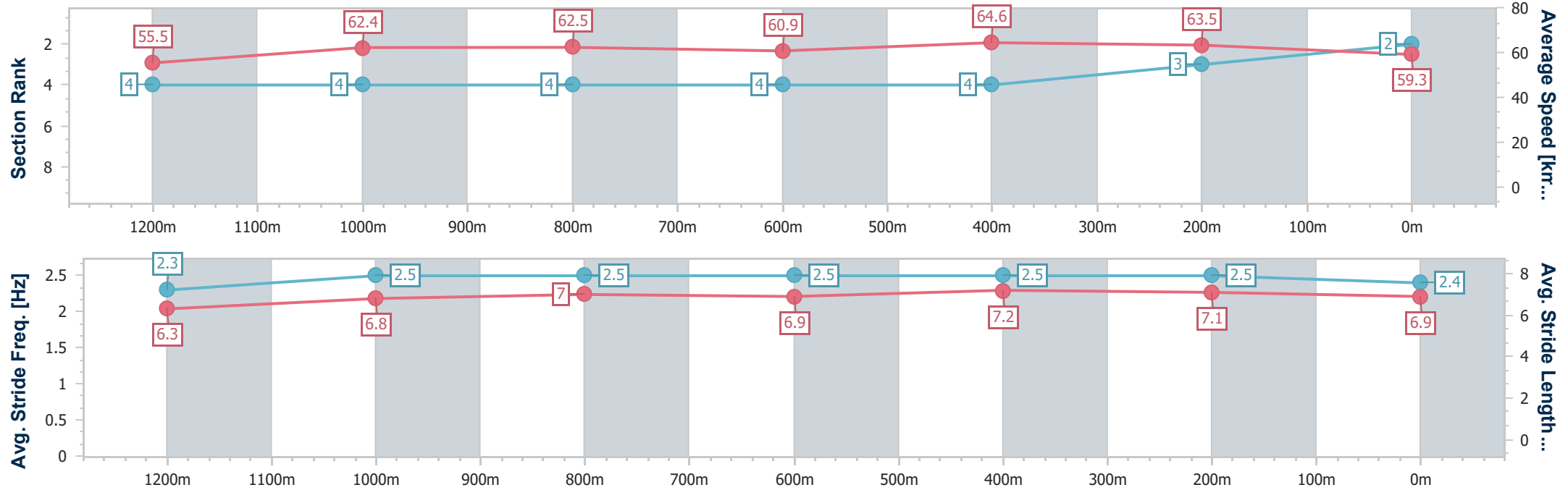
Horse/Jockey Name	Itza Motza
Final Rank	2
Fastest Section Time (Section)	0:06.55 (Overall)
Top Speed [km/h] (Section)	66.3 (1200m)
Race State	Finished



Rockhampton QLD Professional
Race 4: Rocky Cup Carnival On Sale Now BM58 Handicap - 1300m
22 April 2025 - 14:17
Track Rating: Soft 6, Weather: Fine, Rail Position: +7m Entire



Section	Overall	1200m	1000m	800m	600m	400m	200m						
Section Times	1:17.37 [2] (0:06.55)	1:10.82 [4] (0:11.61)	0:59.21 [4] (0:11.88)	0:47.33 [4] (0:12.65)	0:34.68 [4] (0:11.20)	0:23.48 [4] (0:11.34)	0:12.14 [3] (0:12.14)						
Average Speed [km/h]	55.5	62.4	62.5	60.9	64.6	63.5	59.3						
Top Speed [km/h]	57.1	66.3	66.2	63.0	65.5	64.6	61.8						
Avg. Dist. to Rail [m]	11.0	6.4	5.9	8.3	9.9	11.6	11.9						
Avg. Stride Freq. [Hz]	2.3	2.5	2.5	2.5	2.5	2.5	2.4						
Avg. Stride Length [m]	6.3	6.8	7.0	6.9	7.2	7.1	6.9						





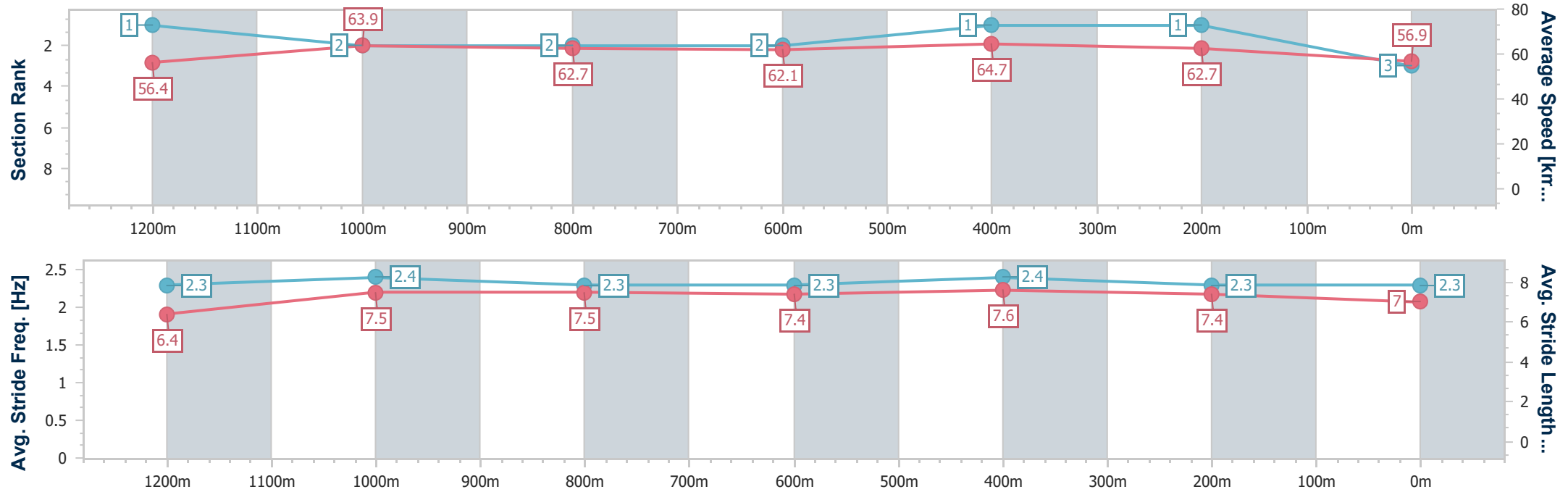
Horse/Jockey Name	Northumbria
Final Rank	3
Fastest Section Time (Section)	0:06.44 (Overall)
Top Speed [km/h] (Section)	66.1 (1200m)
Race State	Finished



Rockhampton QLD Professional
Race 4: Rocky Cup Carnival On Sale Now BM58 Handicap - 1300m
22 April 2025 - 14:17
Track Rating: Soft 6, Weather: Fine, Rail Position: +7m Entire



Section	Overall	1200m	1000m	800m	600m	400m	200m						
Section Times	1:17.67 [3] (0:06.44)	1:11.23 [1] (0:11.35)	0:59.88 [2] (0:11.98)	0:47.90 [2] (0:12.61)	0:35.29 [2] (0:11.18)	0:24.11 [1] (0:11.47)	0:12.64 [1] (0:12.64)						
Average Speed [km/h]	56.4	63.9	62.7	62.1	64.7	62.7	56.9						
Top Speed [km/h]	59.3	66.1	63.7	63.5	65.7	65.4	60.8						
Avg. Dist. to Rail [m]	14.1	8.1	7.6	10.2	9.6	10.2	9.9						
Avg. Stride Freq. [Hz]	2.3	2.4	2.3	2.3	2.4	2.3	2.3						
Avg. Stride Length [m]	6.4	7.5	7.5	7.4	7.6	7.4	7.0						





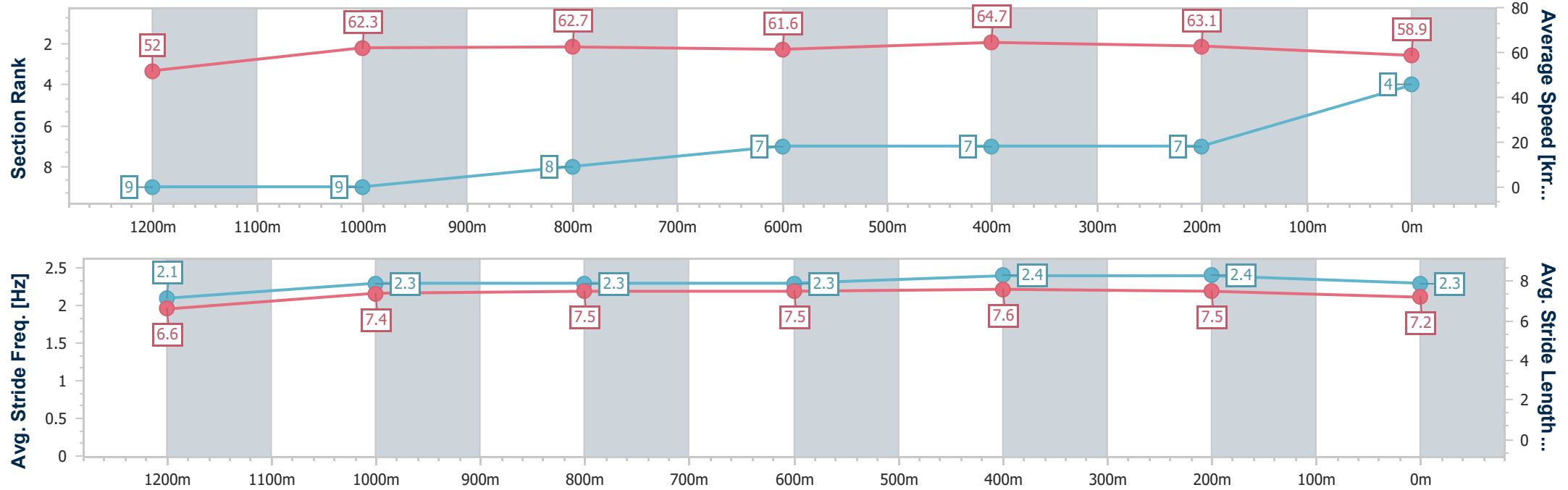
Horse/Jockey Name	Three Gongs
Final Rank	4
Fastest Section Time (Section)	0:06.95 (Overall)
Top Speed [km/h] (Section)	66.3 (1200m)
Race State	Finished



Rockhampton QLD Professional
Race 4: Rocky Cup Carnival On Sale Now BM58 Handicap - 1300m
22 April 2025 - 14:17
Track Rating: Soft 6, Weather: Fine, Rail Position: +7m Entire



Section	Overall	1200m	1000m	800m	600m	400m	200m							
Section Times	1:17.70 [4] (0:06.95)	1:10.75 [9] (0:11.60)	0:59.15 [9] (0:11.81)	0:47.34 [8] (0:12.51)	0:34.83 [7] (0:11.20)	0:23.63 [7] (0:11.41)	0:12.22 [7]							
Average Speed [km/h]	52.0	62.3	62.7	61.6	64.7	63.1	58.9							
Top Speed [km/h]	58.4	66.3	66.3	63.5	66.1	65.3	61.3							
Avg. Dist. to Rail [m]	7.6	5.5	5.5	8.0	10.2	11.5	11.7							
Avg. Stride Freq. [Hz]	2.1	2.3	2.3	2.3	2.4	2.4	2.3							
Avg. Stride Length [m]	6.6	7.4	7.5	7.5	7.6	7.5	7.2							





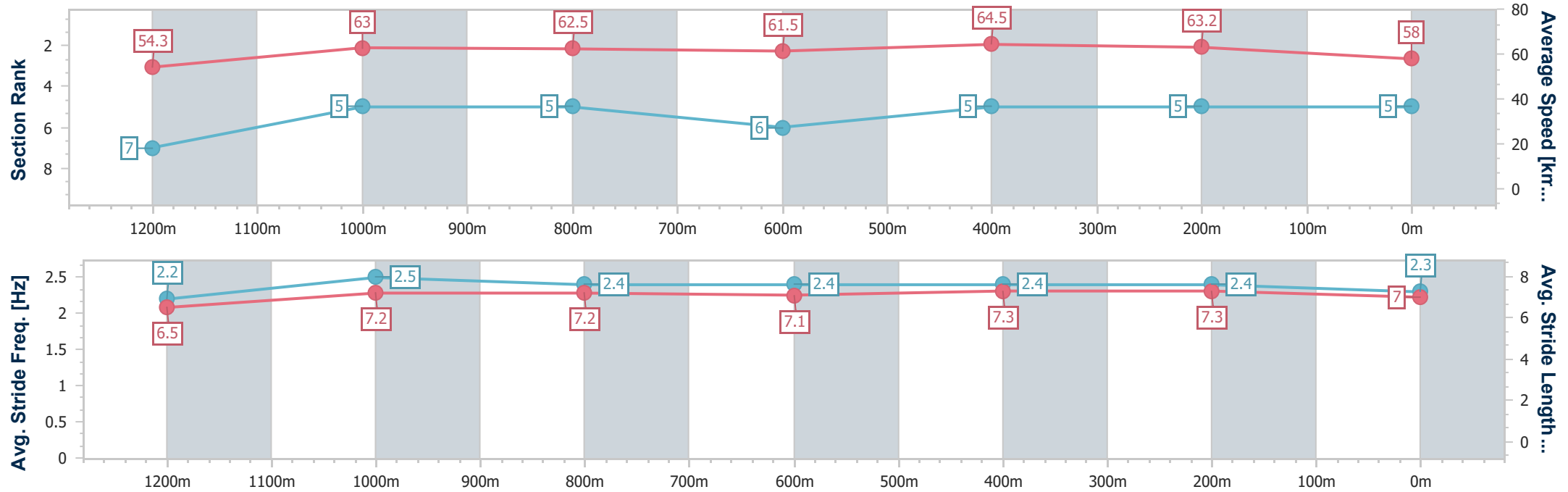
Horse/Jockey Name	Our Heart Throb
Final Rank	5
Fastest Section Time (Section)	0:06.66 (Overall)
Top Speed [km/h] (Section)	66.4 (600m)
Race State	Finished



Rockhampton QLD Professional
Race 4: Rocky Cup Carnival On Sale Now BM58 Handicap - 1300m
22 April 2025 - 14:17
Track Rating: Soft 6, Weather: Fine, Rail Position: +7m Entire



Section	Overall	1200m	1000m	800m	600m	400m	200m						
Section Times	1:17.80 [5] (0:06.66)	1:11.14 [7] (0:11.52)	0:59.62 [5] (0:11.89)	0:47.73 [5] (0:12.69)	0:35.04 [6] (0:11.23)	0:23.81 [5] (0:11.39)	0:12.42 [5] (0:12.42)						
Average Speed [km/h]	54.3	63.0	62.5	61.5	64.5	63.2	58.0						
Top Speed [km/h]	56.0	64.9	65.1	63.6	66.4	66.1	62.0						
Avg. Dist. to Rail [m]	10.7	5.9	6.0	9.9	8.8	8.6	10.2						
Avg. Stride Freq. [Hz]	2.2	2.5	2.4	2.4	2.4	2.4	2.3						
Avg. Stride Length [m]	6.5	7.2	7.2	7.1	7.3	7.3	7.0						





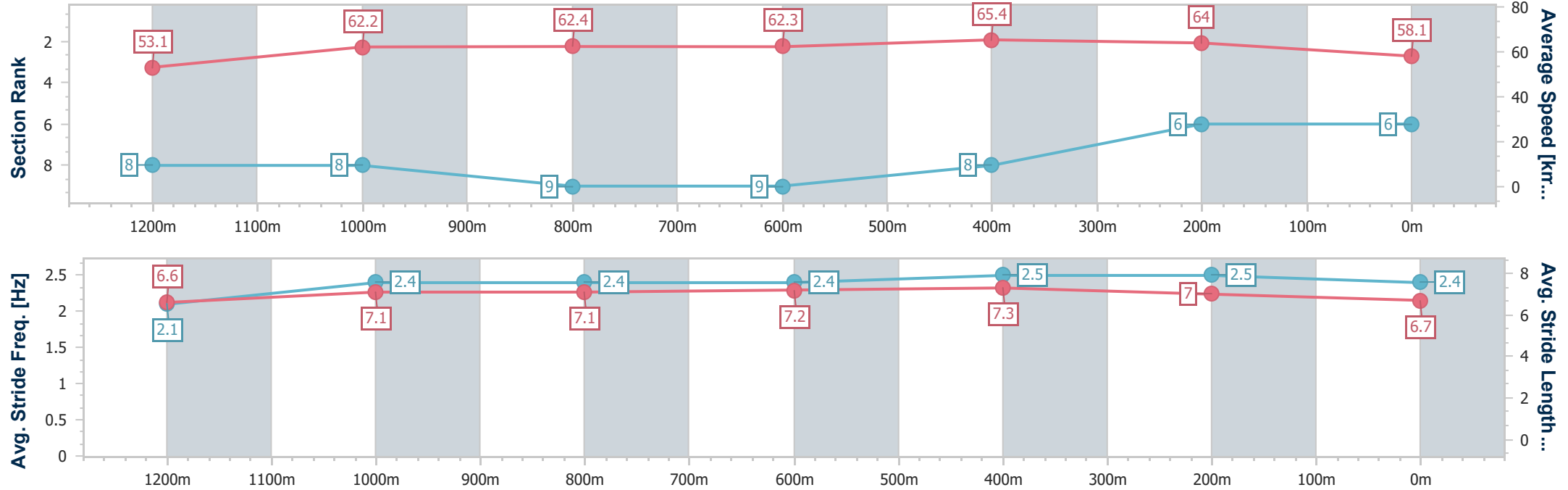
Horse/Jockey Name	Cool Encounter
Final Rank	6
Fastest Section Time (Section)	0:06.83 (Overall)
Top Speed [km/h] (Section)	66.6 (1200m)
Race State	Finished



Rockhampton QLD Professional
Race 4: Rocky Cup Carnival On Sale Now BM58 Handicap - 1300m
22 April 2025 - 14:17
Track Rating: Soft 6, Weather: Fine, Rail Position: +7m Entire



Section	Overall	1200m	1000m	800m	600m	400m	200m						
Section Times	1:17.82 [6] (0:06.83)	1:10.99 [8] (0:11.66)	0:59.33 [8] (0:12.01)	0:47.32 [9] (0:12.59)	0:34.73 [9] (0:11.08)	0:23.65 [8] (0:11.24)	0:12.41 [6]						
Average Speed [km/h]	53.1	62.2	62.4	62.3	65.4	64.0	58.1						
Top Speed [km/h]	56.3	66.6	66.4	63.9	66.3	65.7	61.2						
Avg. Dist. to Rail [m]	12.4	7.7	7.6	10.4	12.4	14.4	13.9						
Avg. Stride Freq. [Hz]	2.1	2.4	2.4	2.4	2.5	2.5	2.4						
Avg. Stride Length [m]	6.6	7.1	7.1	7.2	7.3	7.0	6.7						





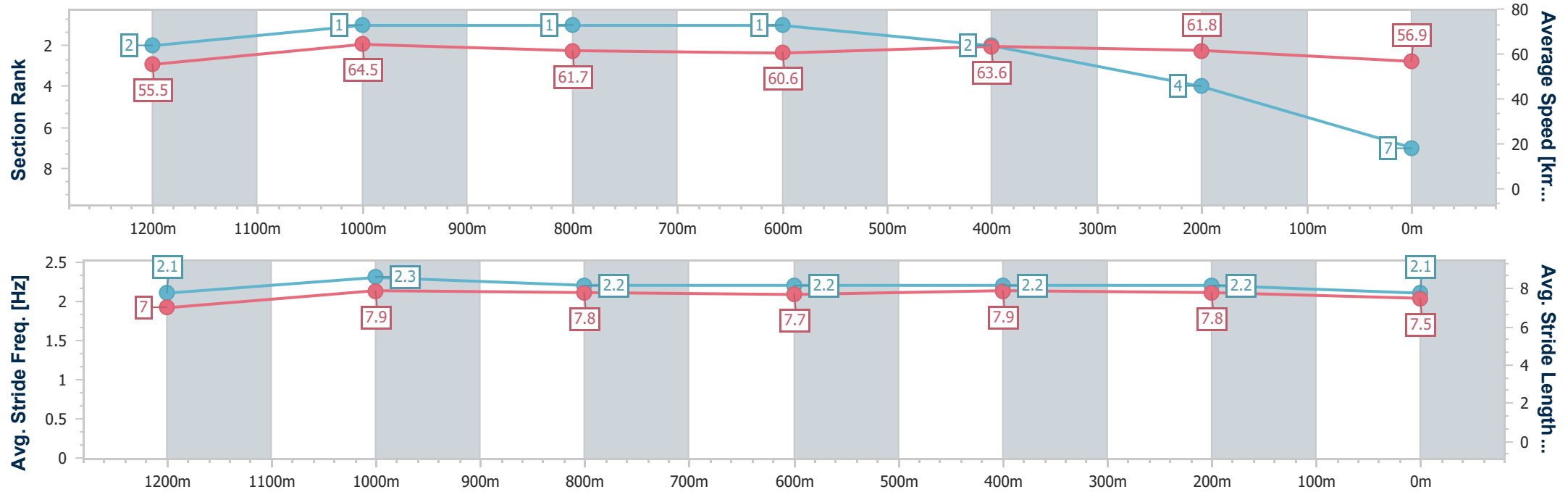
Horse/Jockey Name	Money Man
Final Rank	7
Fastest Section Time (Section)	0:06.50 (Overall)
Top Speed [km/h] (Section)	66.3 (1200m)
Race State	Finished



Rockhampton QLD Professional
Race 4: Rocky Cup Carnival On Sale Now BM58 Handicap - 1300m
22 April 2025 - 14:17
Track Rating: Soft 6, Weather: Fine, Rail Position: +7m Entire



Section	Overall	1200m	1000m	800m	600m	400m	200m						
Section Times	1:17.90 [7] (0:06.50)	1:11.40 [2] (0:11.26)	1:00.14 [1] (0:11.98)	0:48.16 [1] (0:12.50)	0:35.66 [1] (0:11.36)	0:24.30 [2] (0:11.65)	0:12.65 [4] (0:12.65)						
Average Speed [km/h]	55.5	64.5	61.7	60.6	63.6	61.8	56.9						
Top Speed [km/h]	60.0	66.3	63.4	62.4	64.3	64.2	59.6						
Avg. Dist. to Rail [m]	9.6	5.8	5.2	6.2	7.0	7.9	8.8						
Avg. Stride Freq. [Hz]	2.1	2.3	2.2	2.2	2.2	2.2	2.1						
Avg. Stride Length [m]	7.0	7.9	7.8	7.7	7.9	7.8	7.5						





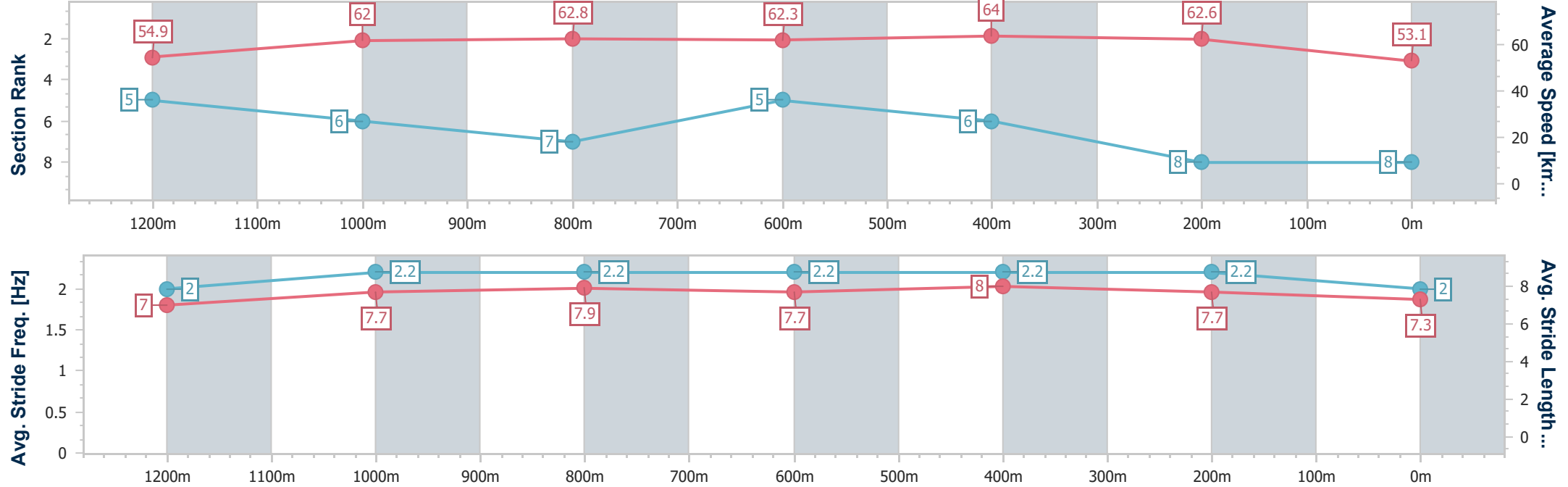
Horse/Jockey Name	Street God
Final Rank	8
Fastest Section Time (Section)	0:06.59 (Overall)
Top Speed [km/h] (Section)	64.6 (1000m)
Race State	Finished



Rockhampton QLD Professional
Race 4: Rocky Cup Carnival On Sale Now BM58 Handicap - 1300m
22 April 2025 - 14:17
Track Rating: Soft 6, Weather: Fine, Rail Position: +7m Entire



Section	Overall	1200m	1000m	800m	600m	400m	200m						
Section Times	1:19.10 [8] (0:06.59)	1:12.51 [5] (0:11.70)	1:00.81 [6] (0:11.92)	0:48.89 [7] (0:12.51)	0:36.38 [5] (0:11.31)	0:25.07 [6] (0:11.51)	0:13.56 [8] (0:13.56)						
Average Speed [km/h]	54.9	62.0	62.8	62.3	64.0	62.6	53.1						
Top Speed [km/h]	56.1	64.4	64.6	62.9	64.5	64.1	59.2						
Avg. Dist. to Rail [m]	13.1	7.5	7.1	9.6	11.3	12.8	12.9						
Avg. Stride Freq. [Hz]	2.0	2.2	2.2	2.2	2.2	2.2	2.0						
Avg. Stride Length [m]	7.0	7.7	7.9	7.7	8.0	7.7	7.3						





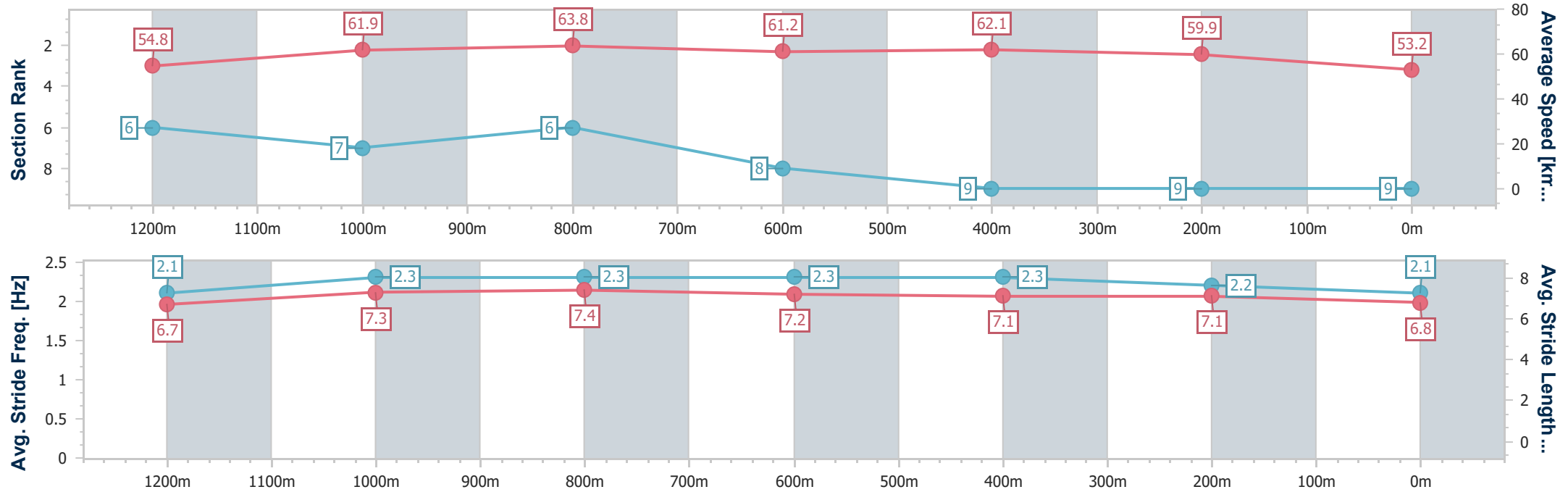
Horse/Jockey Name	Bo Bo Beware
Final Rank	9
Fastest Section Time (Section)	0:06.61 (Overall)
Top Speed [km/h] (Section)	66.1 (1000m)
Race State	Finished



Rockhampton QLD Professional
Race 4: Rocky Cup Carnival On Sale Now BM58 Handicap - 1300m
22 April 2025 - 14:17
Track Rating: Soft 6, Weather: Fine, Rail Position: +7m Entire



Section	Overall	1200m	1000m	800m	600m	400m	200m						
Section Times	1:20.14 [9] (0:06.61)	1:13.53 [6] (0:11.74)	1:01.79 [7] (0:11.82)	0:49.97 [6] (0:12.76)	0:37.21 [8] (0:11.65)	0:25.56 [9] (0:12.03)	0:13.53 [9] (0:13.53)						
Average Speed [km/h]	54.8	61.9	63.8	61.2	62.1	59.9	53.2						
Top Speed [km/h]	57.7	65.9	66.1	61.9	62.8	61.9	58.4						
Avg. Dist. to Rail [m]	15.3	9.2	8.2	10.1	10.5	10.4	12.0						
Avg. Stride Freq. [Hz]	2.1	2.3	2.3	2.3	2.3	2.2	2.1						
Avg. Stride Length [m]	6.7	7.3	7.4	7.2	7.1	7.1	6.8						





Rockhampton QLD Professional

Race 5: Capricorn Survey Group BM70 Handicap - 1500m

22 April 2025 - 14:57



Track Rating: Soft 6, Weather: Fine, Rail Position: +7m Entire

Section						Overall	1400m	1200m	1000m	800m	600m	400m	Last 600m		
Field Times						1:30.30 (0:06.67)	1:23.63 (0:11.32)	1:12.31 (0:11.59)	1:00.72 (0:12.59)	0:48.13 (0:13.02)	0:35.11 (0:11.43)	0:23.68 (0:11.49)	0:35.11		
Rank	TAB	Horse/Jockey	Barrier	Top Speed [km/h]	Fastest Section									Distance Travelled [m]	
1	3	DECIDUOUS	5	65.0	0:06.92	1:30.30 [1]	1:23.38 [5]	1:11.97 [3]	1:00.42 [2]	0:47.86 [2]	0:35.04 [2]	0:23.61 [2]	0:35.04		
		Warwick Satherley		1400m	Overall	(0:06.92)	(0:11.41)	(0:11.55)	(0:12.56)	(0:12.82)	(0:11.43)	(0:11.42)			
2	5	OUR TURN NOW	6	65.0	0:06.79	1:30.60 [2]	1:23.81 [2]	1:12.12 [5]	1:00.63 [4]	0:48.12 [3]	0:35.21 [3]	0:23.88 [3]	0:35.21	+0	
		Ryan Wiggins		600m	Overall	(0:06.79)	(0:11.69)	(0:11.49)	(0:12.51)	(0:12.91)	(0:11.33)	(0:11.50)			
3	6	PREPOTENT	1	65.7	0:06.84	1:30.70 [3]	1:23.86 [4]	1:12.24 [4]	1:00.67 [5]	0:48.08 [5]	0:35.16 [5]	0:23.59 [5]	0:35.16	-4	
		Chris McIver		400m	Overall	(0:06.84)	(0:11.62)	(0:11.57)	(0:12.59)	(0:12.92)	(0:11.57)	(0:11.28)			
4	4	GET WHAT YOU GIVE	4	66.4	0:06.67	1:30.75 [4]	1:24.08 [1]	1:12.76 [1]	1:01.17 [1]	0:48.58 [1]	0:35.56 [1]	0:24.13 [1]	0:35.56	-6	
		McKenzie Apel		1400m	Overall	(0:06.67)	(0:11.32)	(0:11.59)	(0:12.59)	(0:13.02)	(0:11.43)	(0:11.50)			
5	1	DEEPSTRIKE	2	65.1	0:07.21	1:31.13 [5]	1:23.92 [6]	1:12.37 [6]	1:00.76 [6]	0:48.18 [6]	0:35.39 [6]	0:23.95 [6]	0:35.39	-8	
		Gabrielle Semmens		1400m	Overall	(0:07.21)	(0:11.55)	(0:11.61)	(0:12.58)	(0:12.79)	(0:11.44)	(0:11.56)			
6	2	MOKTAFFY	3	64.9	0:06.80	1:31.18 [6]	1:24.38 [3]	1:12.89 [2]	1:01.27 [3]	0:48.67 [4]	0:35.65 [4]	0:24.18 [4]	0:35.65	-2	
		Justin Huxtable		1200m	Overall	(0:06.80)	(0:11.49)	(0:11.62)	(0:12.60)	(0:13.02)	(0:11.47)	(0:11.57)			

Scratched: Singer Sargent (#7)



Rockhampton QLD Professional
Race 5: Capricorn Survey Group BM70 Handicap - 1500m
22 April 2025 - 14:57



Track Rating: Soft 6, Weather: Fine, Rail Position: +7m Entire

Section Field Times				200m 0:12.19 (0:12.19)				Last 600m 0:35.11	
Rank	TAB	Horse/Jockey	Barrier	Top Speed [km/h]	Fastest Section	Margin		Distance Travelled [m]	
1	3	DECIDUOUS	5	65.0	0:06.92	0:12.19 [1]	1:30.30	0:35.04	
		Warwick Satherley		1400m	Overall	(0:12.19)			
2	5	OUR TURN NOW	6	65.0	0:06.79	0:12.38 [3]	1.75L	0:35.21	+0
		Ryan Wiggins		600m	Overall	(0:12.38)			
3	6	PREPOTENT	1	65.7	0:06.84	0:12.31 [4]	2.31L	0:35.16	-4
		Chris McIver		400m	Overall	(0:12.31)			
4	4	GET WHAT YOU GIVE	4	66.4	0:06.67	0:12.63 [2]	2.62L	0:35.56	-6
		McKenzie Apel		1400m	Overall	(0:12.63)			
5	1	DEEPSTRIKE	2	65.1	0:07.21	0:12.39 [6]	4.85L	0:35.39	-8
		Gabrielle Semmens		1400m	Overall	(0:12.39)			
6	2	MOKTAFY	3	64.9	0:06.80	0:12.61 [5]	5.18L	0:35.65	-2
		Justin Huxtable		1200m	Overall	(0:12.61)			

Scratched: Singer Sargent (#7)



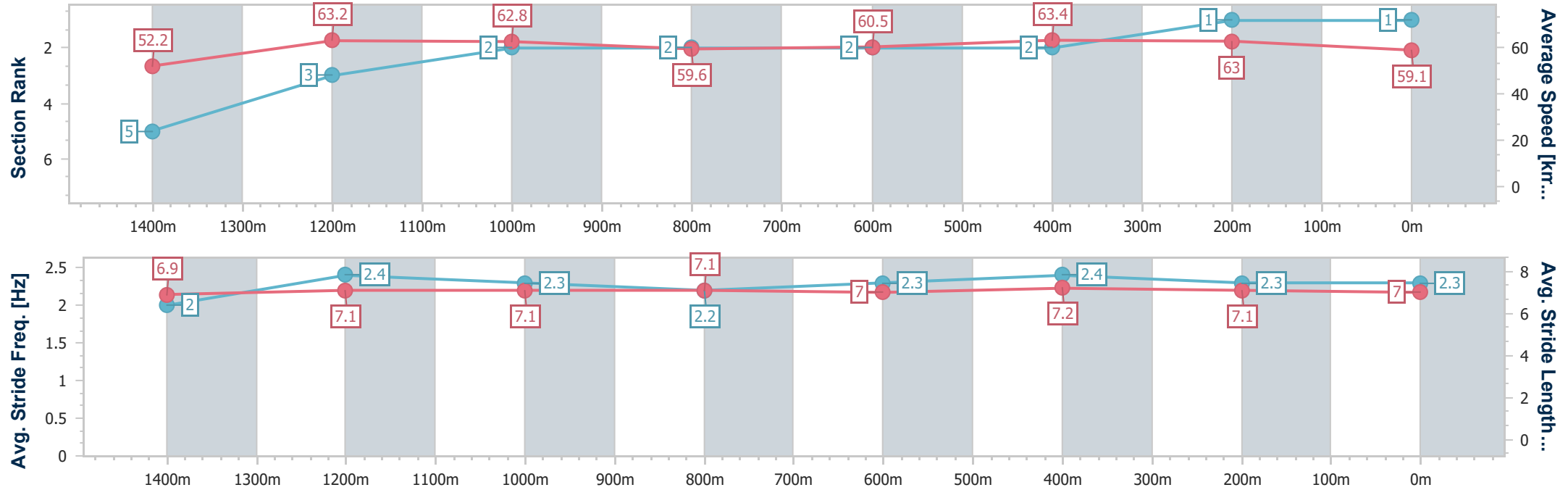
Horse/Jockey Name	Deciduous
Final Rank	1
Fastest Section Time (Section)	0:06.92 (Overall)
Top Speed [km/h] (Section)	65.0 (1400m)
Race State	Finished



Rockhampton QLD Professional
Race 5: Capricorn Survey Group BM70 Handicap - 1500m
22 April 2025 - 14:57
Track Rating: Soft 6, Weather: Fine, Rail Position: +7m Entire



Section	Overall	1400m	1200m	1000m	800m	600m	400m	200m					
Section Times	1:30.30 [1] (0:06.92)	1:23.38 [5] (0:11.41)	1:11.97 [3] (0:11.55)	1:00.42 [2] (0:12.56)	0:47.86 [2] (0:12.82)	0:35.04 [2] (0:11.43)	0:23.61 [2] (0:11.42)	0:12.19 [1] (0:12.19)					
Average Speed [km/h]	52.2	63.2	62.8	59.6	60.5	63.4	63.0	59.1					
Top Speed [km/h]	59.2	65.0	65.0	61.1	61.7	64.8	64.9	61.1					
Avg. Dist. to Rail [m]	10.6	7.2	7.2	7.5	9.0	10.0	10.6	10.8					
Avg. Stride Freq. [Hz]	2.0	2.4	2.3	2.2	2.3	2.4	2.3	2.3					
Avg. Stride Length [m]	6.9	7.1	7.1	7.1	7.0	7.2	7.1	7.0					





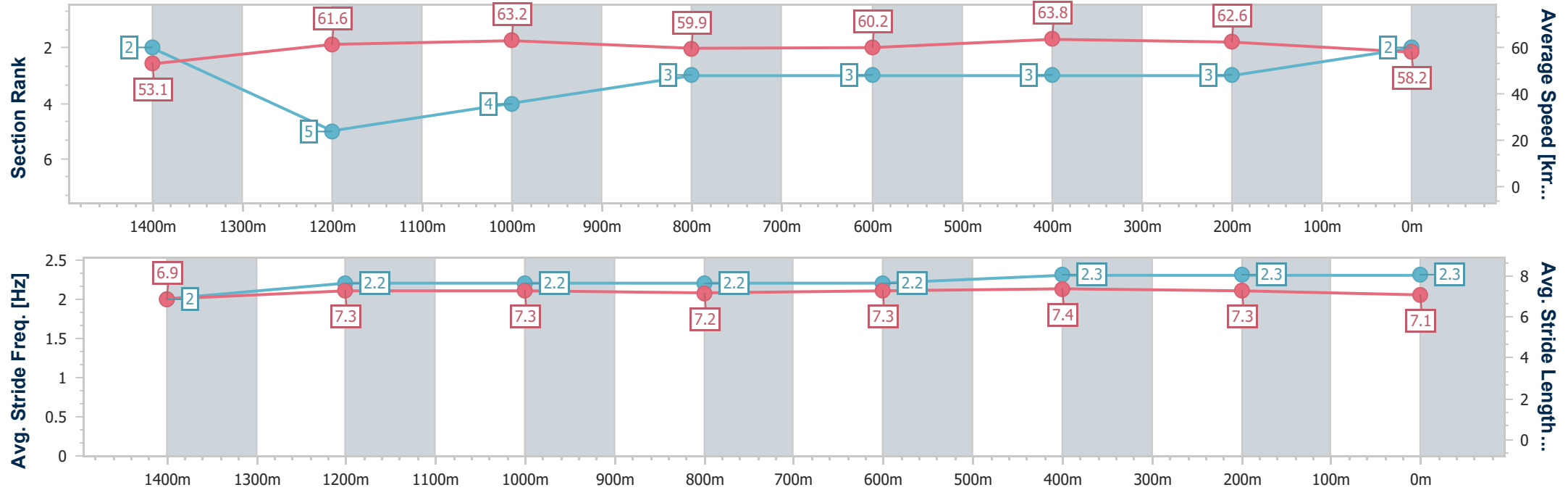
Horse/Jockey Name	Our Turn Now
Final Rank	2
Fastest Section Time (Section)	0:06.79 (Overall)
Top Speed [km/h] (Section)	65.0 (600m)
Race State	Finished



Rockhampton QLD Professional
Race 5: Capricorn Survey Group BM70 Handicap - 1500m
22 April 2025 - 14:57
Track Rating: Soft 6, Weather: Fine, Rail Position: +7m Entire



Section	Overall	1400m	1200m	1000m	800m	600m	400m	200m					
Section Times	1:30.60 [2] (0:06.79)	1:23.81 [2] (0:11.69)	1:12.12 [5] (0:11.49)	1:00.63 [4] (0:12.51)	0:48.12 [3] (0:12.91)	0:35.21 [3] (0:11.33)	0:23.88 [3] (0:11.50)	0:12.38 [3] (0:12.38)					
Average Speed [km/h]	53.1	61.6	63.2	59.9	60.2	63.8	62.6	58.2					
Top Speed [km/h]	56.1	64.1	64.2	61.3	61.3	65.0	64.6	60.4					
Avg. Dist. to Rail [m]	12.0	7.8	6.8	7.6	9.1	9.3	11.0	10.9					
Avg. Stride Freq. [Hz]	2.0	2.2	2.2	2.2	2.2	2.3	2.3	2.3					
Avg. Stride Length [m]	6.9	7.3	7.3	7.2	7.3	7.4	7.3	7.1					





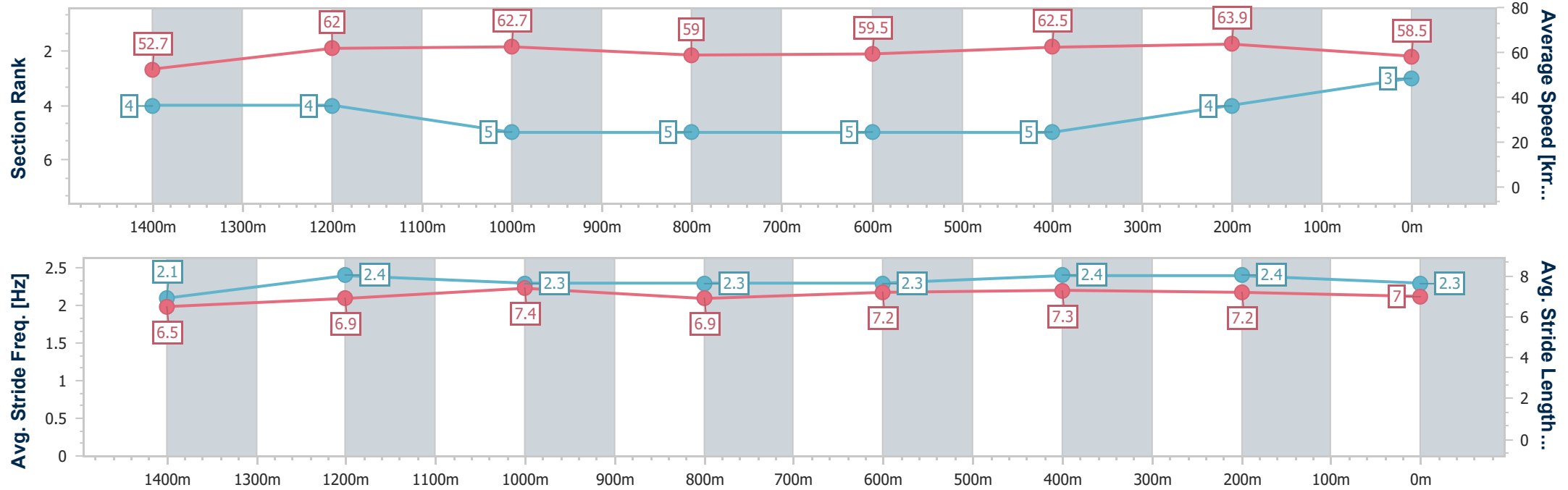
Horse/Jockey Name	Prepotent
Final Rank	3
Fastest Section Time (Section)	0:06.84 (Overall)
Top Speed [km/h] (Section)	65.7 (400m)
Race State	Finished



Rockhampton QLD Professional
Race 5: Capricorn Survey Group BM70 Handicap - 1500m
22 April 2025 - 14:57
Track Rating: Soft 6, Weather: Fine, Rail Position: +7m Entire



Section	Overall	1400m	1200m	1000m	800m	600m	400m	200m					
Section Times	1:30.70 [3] (0:06.84)	1:23.86 [4] (0:11.62)	1:12.24 [4] (0:11.57)	1:00.67 [5] (0:12.59)	0:48.08 [5] (0:12.92)	0:35.16 [5] (0:11.57)	0:23.59 [5] (0:11.28)	0:12.31 [4] (0:12.31)					
Average Speed [km/h]	52.7	62.0	62.7	59.0	59.5	62.5	63.9	58.5					
Top Speed [km/h]	56.5	63.9	63.9	61.1	61.7	64.4	65.7	62.1					
Avg. Dist. to Rail [m]	7.7	5.9	6.0	6.2	7.8	8.4	11.0	12.0					
Avg. Stride Freq. [Hz]	2.1	2.4	2.3	2.3	2.3	2.4	2.4	2.3					
Avg. Stride Length [m]	6.5	6.9	7.4	6.9	7.2	7.3	7.2	7.0					





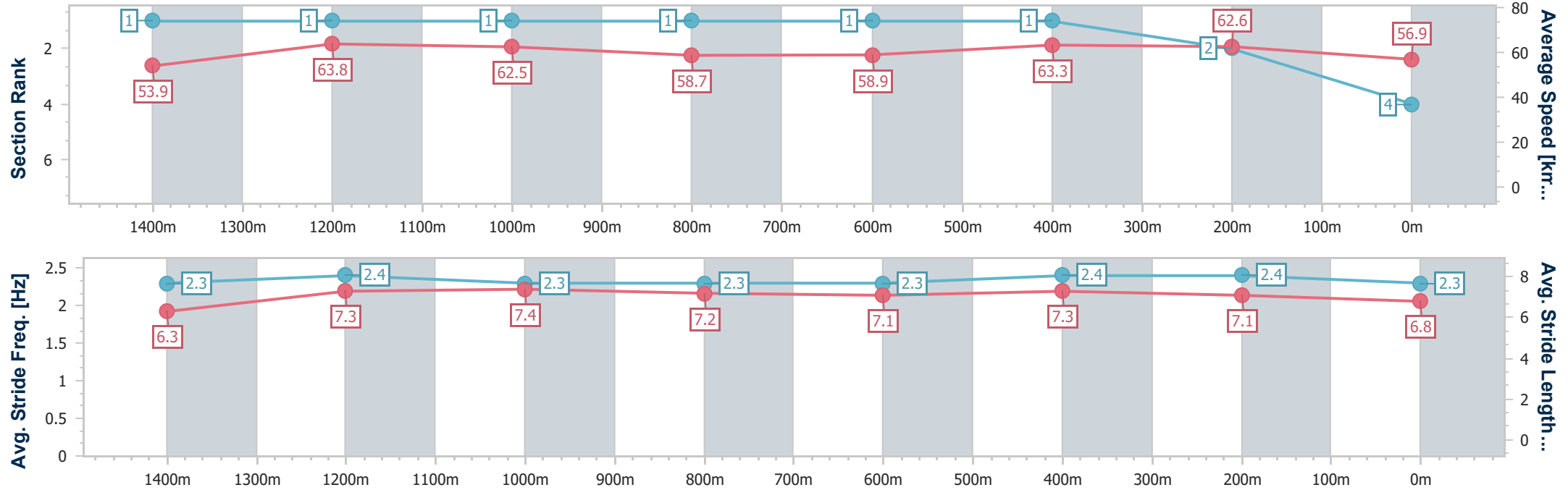
Horse/Jockey Name	Get What You Give
Final Rank	4
Fastest Section Time (Section)	0:06.67 (Overall)
Top Speed [km/h] (Section)	66.4 (1400m)
Race State	Finished



Rockhampton QLD Professional
Race 5: Capricorn Survey Group BM70 Handicap - 1500m
22 April 2025 - 14:57
Track Rating: Soft 6, Weather: Fine, Rail Position: +7m Entire



Section	Overall	1400m	1200m	1000m	800m	600m	400m	200m					
Section Times	1:30.75 [4] (0:06.67)	1:24.08 [1] (0:11.32)	1:12.76 [1] (0:11.59)	1:01.17 [1] (0:12.59)	0:48.58 [1] (0:13.02)	0:35.56 [1] (0:11.43)	0:24.13 [1] (0:11.50)	0:12.63 [2] (0:12.63)					
Average Speed [km/h]	53.9	63.8	62.5	58.7	58.9	63.3	62.6	56.9					
Top Speed [km/h]	58.4	66.4	65.1	60.4	59.6	65.6	64.4	60.7					
Avg. Dist. to Rail [m]	10.7	6.9	5.6	5.4	7.5	8.8	9.5	10.0					
Avg. Stride Freq. [Hz]	2.3	2.4	2.3	2.3	2.3	2.4	2.4	2.3					
Avg. Stride Length [m]	6.3	7.3	7.4	7.2	7.1	7.3	7.1	6.8					





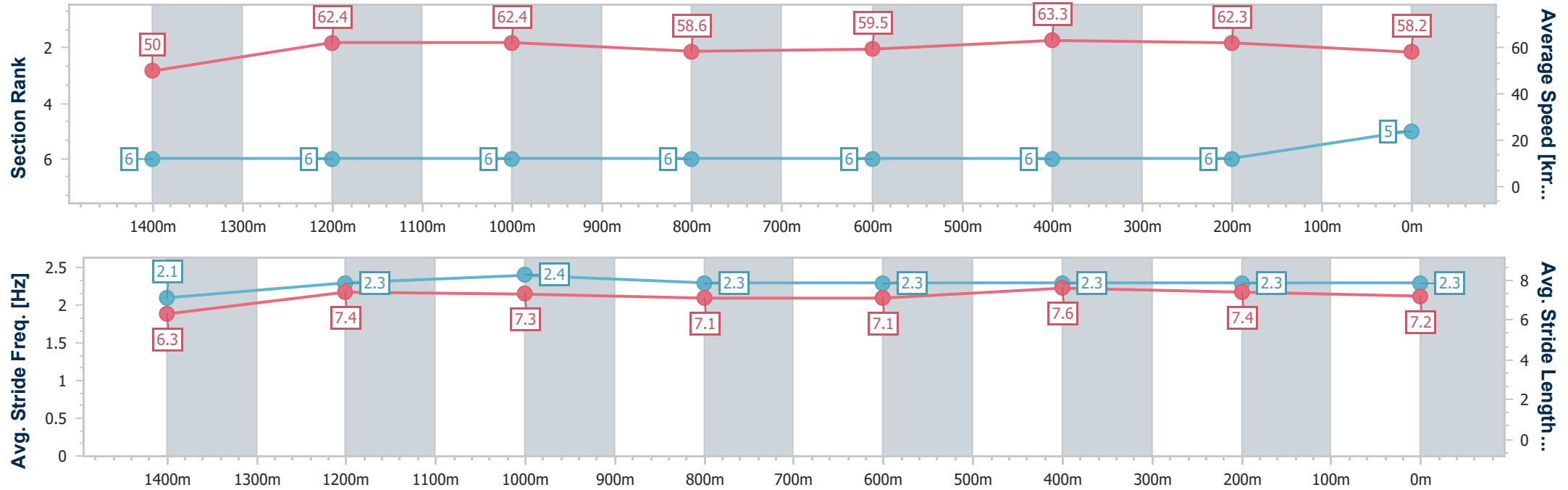
Horse/Jockey Name	Deepstrike
Final Rank	5
Fastest Section Time (Section)	0:07.21 (Overall)
Top Speed [km/h] (Section)	65.1 (1400m)
Race State	Finished



Rockhampton QLD Professional
Race 5: Capricorn Survey Group BM70 Handicap - 1500m
22 April 2025 - 14:57
Track Rating: Soft 6, Weather: Fine, Rail Position: +7m Entire



Section	Overall	1400m	1200m	1000m	800m	600m	400m	200m					
Section Times	1:31.13 [5] (0:07.21)	1:23.92 [6] (0:11.55)	1:12.37 [6] (0:11.61)	1:00.76 [6] (0:12.58)	0:48.18 [6] (0:12.79)	0:35.39 [6] (0:11.44)	0:23.95 [6] (0:11.56)	0:12.39 [6] (0:12.39)					
Average Speed [km/h]	50.0	62.4	62.4	58.6	59.5	63.3	62.3	58.2					
Top Speed [km/h]	57.1	65.1	64.2	61.5	61.7	64.4	64.6	60.7					
Avg. Dist. to Rail [m]	8.8	6.3	5.7	5.0	6.6	9.0	12.1	12.0					
Avg. Stride Freq. [Hz]	2.1	2.3	2.4	2.3	2.3	2.3	2.3	2.3					
Avg. Stride Length [m]	6.3	7.4	7.3	7.1	7.1	7.6	7.4	7.2					





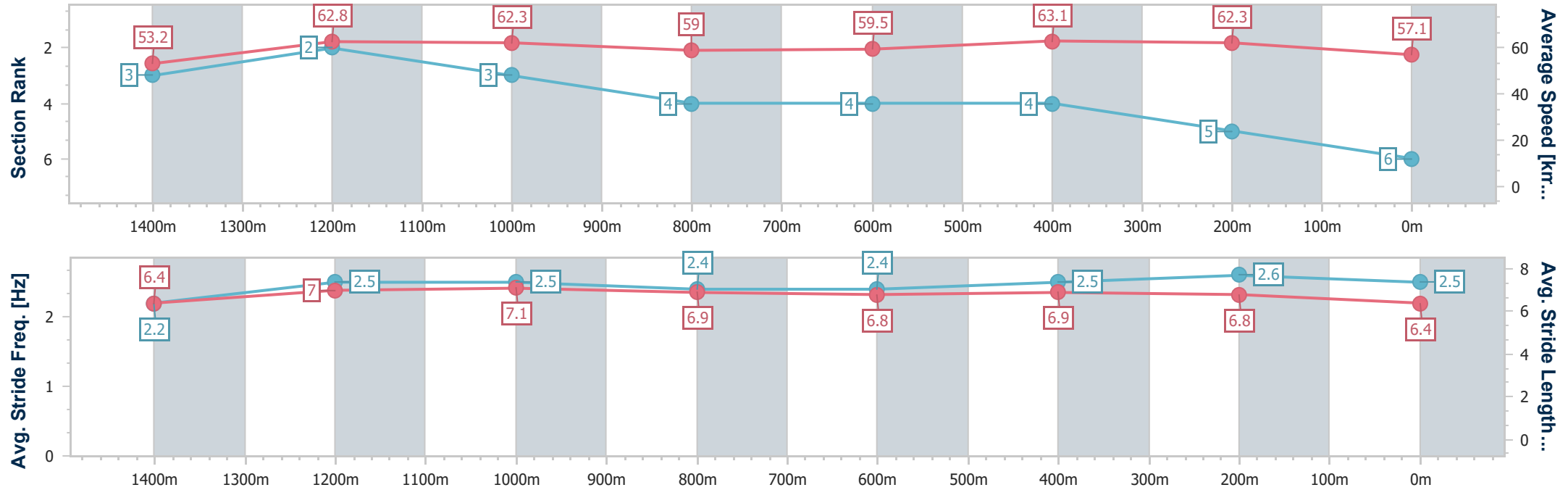
Horse/Jockey Name	Moktaffy
Final Rank	6
Fastest Section Time (Section)	0:06.80 (Overall)
Top Speed [km/h] (Section)	64.9 (1200m)
Race State	Finished



Rockhampton QLD Professional
Race 5: Capricorn Survey Group BM70 Handicap - 1500m
22 April 2025 - 14:57
Track Rating: Soft 6, Weather: Fine, Rail Position: +7m Entire



Section	Overall	1400m	1200m	1000m	800m	600m	400m	200m					
Section Times	1:31.18 [6] (0:06.80)	1:24.38 [3] (0:11.49)	1:12.89 [2] (0:11.62)	1:01.27 [3] (0:12.60)	0:48.67 [4] (0:13.02)	0:35.65 [4] (0:11.47)	0:24.18 [4] (0:11.57)	0:12.61 [5] (0:12.61)					
Average Speed [km/h]	53.2	62.8	62.3	59.0	59.5	63.1	62.3	57.1					
Top Speed [km/h]	57.3	64.5	64.9	61.7	62.2	64.6	64.0	60.2					
Avg. Dist. to Rail [m]	8.6	5.8	5.7	5.8	9.0	10.5	8.6	9.4					
Avg. Stride Freq. [Hz]	2.2	2.5	2.5	2.4	2.4	2.5	2.6	2.5					
Avg. Stride Length [m]	6.4	7.0	7.1	6.9	6.8	6.9	6.8	6.4					





Rockhampton QLD Professional
Race 6: MP Security BM60 Handicap - 1600m
22 April 2025 - 15:35



Track Rating: Soft 6, Weather: Fine, Rail Position: +7m Entire

Section						Overall	1400m	1200m	1000m	800m	600m	400m	Last 600m	
Field Times						1:37.84 (0:11.82)	1:26.02 (0:11.72)	1:14.30 (0:12.21)	1:02.09 (0:12.94)	0:49.15 (0:13.44)	0:35.71 (0:11.70)	0:24.01 (0:11.43)	0:35.71	
Rank	TAB	Horse/Jockey	Barrier	Top Speed [km/h]	Fastest Section									Distance Travelled [m]
1	3	I SAY BOOM	4	65.0	0:11.43	1:37.84 [1]	1:26.02 [1]	1:14.30 [1]	1:02.09 [1]	0:49.15 [1]	0:35.71 [1]	0:24.01 [1]	0:35.71	
		Nikki Olzard		600m	400m	(0:11.82)	(0:11.72)	(0:12.21)	(0:12.94)	(0:13.44)	(0:11.70)	(0:11.43)		
2	6	WHATJEUDOIN'	6	64.1	0:11.41	1:37.88 [2]	1:25.12 [7]	1:13.16 [7]	1:00.95 [7]	0:48.24 [7]	0:35.11 [7]	0:23.70 [7]	0:35.11	+3
		Justin Stanley		600m	600m	(0:12.76)	(0:11.96)	(0:12.21)	(0:12.71)	(0:13.13)	(0:11.41)	(0:11.62)		
3	4	MOMENT OF TRUTH	3	65.1	0:11.38	1:38.06 [3]	1:25.38 [6]	1:13.50 [6]	1:01.36 [6]	0:48.58 [6]	0:35.51 [6]	0:24.13 [3]	0:35.51	-2
		Justin Huxtable		600m	600m	(0:12.68)	(0:11.88)	(0:12.14)	(0:12.78)	(0:13.07)	(0:11.38)	(0:11.44)		
4	2	REPLACE THE ACE	2	65.0	0:11.54	1:38.10 [4]	1:25.62 [4]	1:13.87 [4]	1:01.78 [4]	0:48.96 [4]	0:35.77 [4]	0:24.23 [2]	0:35.77	+3
		Ashley Butler		600m	600m	(0:12.48)	(0:11.75)	(0:12.09)	(0:12.82)	(0:13.19)	(0:11.54)	(0:11.60)		
5	9	ENTERPRISE PHOENIX	5	63.1	0:11.71	1:38.11 [5]	1:26.01 [2]	1:14.30 [2]	1:02.12 [2]	0:49.17 [2]	0:35.82 [2]	0:24.10 [4]	0:35.82	+3
		Montana Philpot		600m	1400m	(0:12.10)	(0:11.71)	(0:12.18)	(0:12.95)	(0:13.35)	(0:11.72)	(0:11.75)		
6	8	SADDLES	1	63.4	0:11.68	1:38.14 [6]	1:25.95 [3]	1:14.18 [3]	1:01.98 [3]	0:49.11 [3]	0:35.83 [3]	0:24.09 [5]	0:35.83	+1
		Raul Silvera Olivera		400m	400m	(0:12.19)	(0:11.77)	(0:12.20)	(0:12.87)	(0:13.28)	(0:11.74)	(0:11.68)		
7	7	MR GREY	8	63.5	0:11.52	1:38.23 [7]	1:25.24 [8]	1:13.49 [8]	1:01.30 [8]	0:48.54 [8]	0:35.37 [8]	0:23.85 [8]	0:35.37	+1
		Warwick Satherley		600m	600m	(0:12.99)	(0:11.75)	(0:12.19)	(0:12.76)	(0:13.17)	(0:11.52)	(0:11.52)		
8	1	ZOFFANY'S GAZE	7	63.6	0:11.60	1:38.40 [8]	1:25.74 [5]	1:14.03 [5]	1:01.87 [5]	0:49.10 [5]	0:35.90 [5]	0:24.30 [6]	0:35.90	+1
		Paul Hamblin		600m	600m	(0:12.66)	(0:11.71)	(0:12.16)	(0:12.77)	(0:13.20)	(0:11.60)	(0:11.65)		

Scratched: Outta Control (#5)



Rockhampton QLD Professional
Race 6: MP Security BM60 Handicap - 1600m
22 April 2025 - 15:35



Track Rating: Soft 6, Weather: Fine, Rail Position: +7m Entire

Section Field Times				200m 0:12.58 (0:12.58)		Last 600m 0:35.71			
Rank	TAB	Horse/Jockey	Barrier	Top Speed [km/h]	Fastest Section	Margin			Distance Travelled [m]
1	3	I SAY BOOM Nikki Olzard	4	65.0 600m	0:11.43 400m	0:12.58 [1] (0:12.58)	1:37.84		0:35.71
2	6	WHATJEUDOIN' Justin Stanley	6	64.1 600m	0:11.41 600m	0:12.08 [7] (0:12.08)	0.24L		0:35.11 +3
3	4	MOMENT OF TRUTH Justin Huxtable	3	65.1 600m	0:11.38 600m	0:12.69 [2] (0:12.69)	1.33L		0:35.51 -2
4	2	REPLACE THE ACE Ashley Butler	2	65.0 600m	0:11.54 600m	0:12.63 [3] (0:12.63)	1.56L		0:35.77 +3
5	9	ENTERPRISE PHOENIX Montana Philpot	5	63.1 600m	0:11.71 1400m	0:12.35 [6] (0:12.35)	1.59L		0:35.82 +3
6	8	SADDLES Raul Silvera Olivera	1	63.4 400m	0:11.68 400m	0:12.41 [4] (0:12.41)	1.77L		0:35.83 +1
7	7	MR GREY Warwick Satherley	8	63.5 600m	0:11.52 600m	0:12.33 [8] (0:12.33)	2.3L		0:35.37 +1
8	1	ZOFFANY'S GAZE Paul Hamblin	7	63.6 600m	0:11.60 600m	0:12.65 [5] (0:12.65)	3.33L		0:35.90 +1

Scratched: Outta Control (#5)



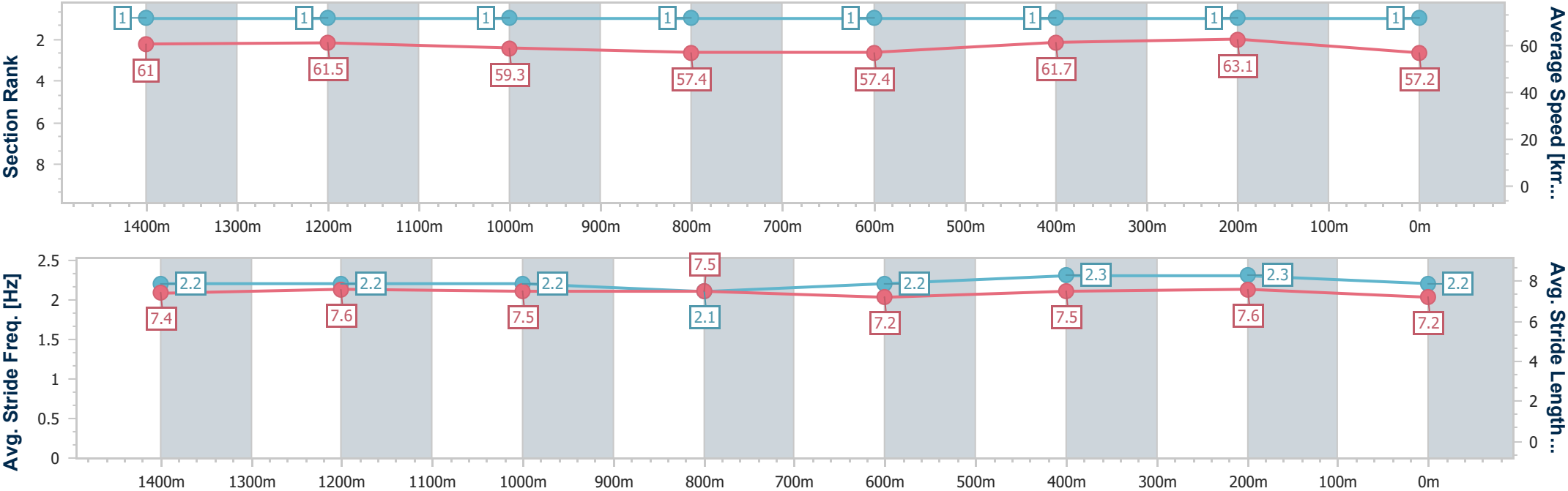
Horse/Jockey Name	I Say Boom
Final Rank	1
Fastest Section Time (Section)	0:11.43 (400m)
Top Speed [km/h] (Section)	65.0 (600m)
Race State	Finished



Rockhampton QLD Professional
Race 6: MP Security BM60 Handicap - 1600m
22 April 2025 - 15:35
Track Rating: Soft 6, Weather: Fine, Rail Position: +7m Entire



Section	Overall	1400m	1200m	1000m	800m	600m	400m	200m					
Section Times	1:37.84 [1] (0:11.82)	1:26.02 [1] (0:11.72)	1:14.30 [1] (0:12.21)	1:02.09 [1] (0:12.94)	0:49.15 [1] (0:13.44)	0:35.71 [1] (0:11.70)	0:24.01 [1] (0:11.43)	0:12.58 [1] (0:12.58)					
Average Speed [km/h]	61.0	61.5	59.3	57.4	57.4	61.7	63.1	57.2					
Top Speed [km/h]	62.8	62.8	60.7	58.1	58.9	65.0	64.8	60.5					
Avg. Dist. to Rail [m]	8.4	6.4	6.1	5.6	8.2	9.6	9.6	10.3					
Avg. Stride Freq. [Hz]	2.2	2.2	2.2	2.1	2.2	2.3	2.3	2.2					
Avg. Stride Length [m]	7.4	7.6	7.5	7.5	7.2	7.5	7.6	7.2					





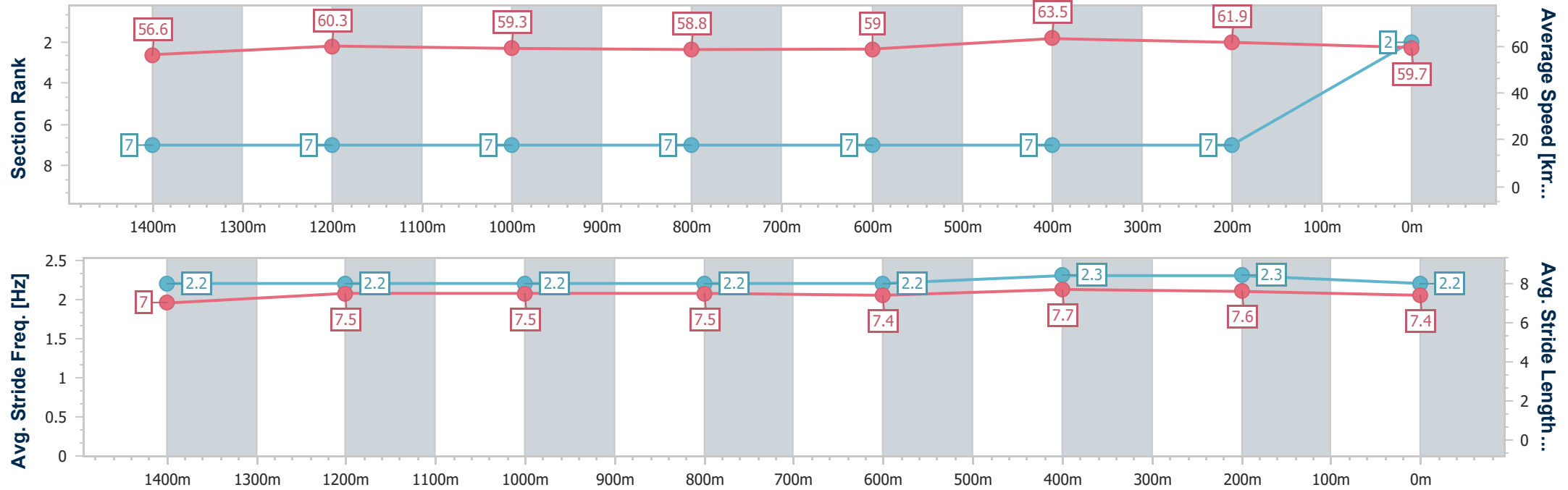
Horse/Jockey Name	Whatjeudoin'
Final Rank	2
Fastest Section Time (Section)	0:11.41 (600m)
Top Speed [km/h] (Section)	64.1 (600m)
Race State	Finished



Rockhampton QLD Professional
Race 6: MP Security BM60 Handicap - 1600m
22 April 2025 - 15:35
Track Rating: Soft 6, Weather: Fine, Rail Position: +7m Entire



Section	Overall	1400m	1200m	1000m	800m	600m	400m	200m					
Section Times	1:37.88 [2] (0:12.76)	1:25.12 [7] (0:11.96)	1:13.16 [7] (0:12.21)	1:00.95 [7] (0:12.71)	0:48.24 [7] (0:13.13)	0:35.11 [7] (0:11.41)	0:23.70 [7] (0:11.62)	0:12.08 [7] (0:12.08)					
Average Speed [km/h]	56.6	60.3	59.3	58.8	59.0	63.5	61.9	59.7					
Top Speed [km/h]	59.0	61.6	59.9	59.4	61.6	64.1	63.5	62.7					
Avg. Dist. to Rail [m]	10.2	7.0	6.8	6.8	8.9	11.7	12.9	14.5					
Avg. Stride Freq. [Hz]	2.2	2.2	2.2	2.2	2.2	2.3	2.3	2.2					
Avg. Stride Length [m]	7.0	7.5	7.5	7.5	7.4	7.7	7.6	7.4					





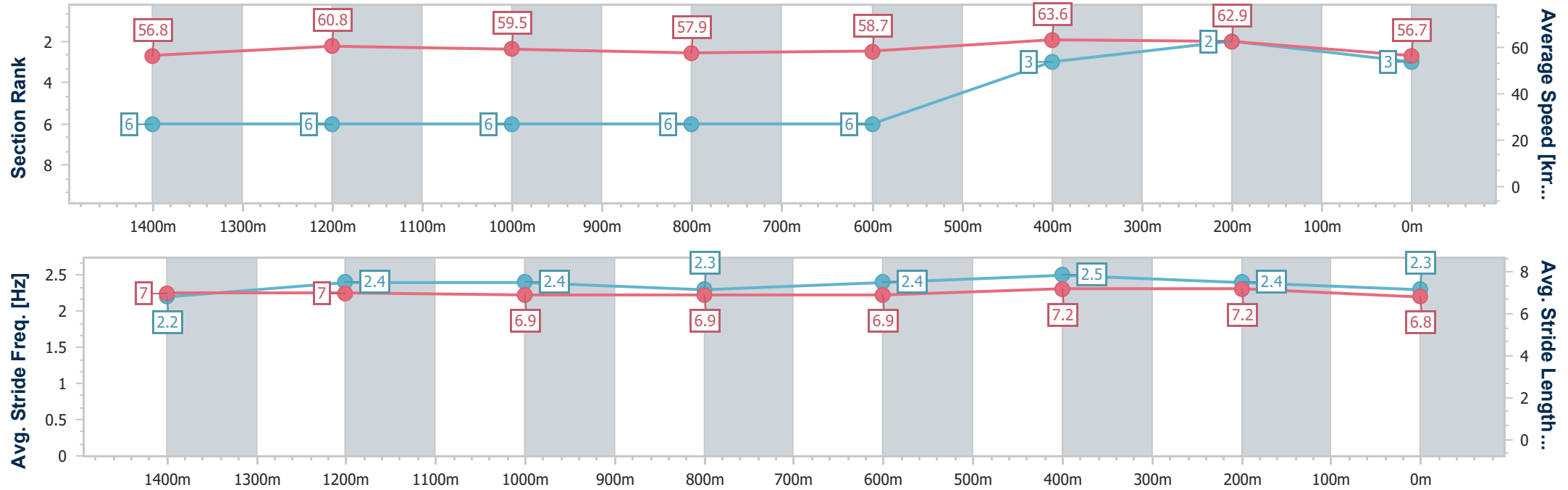
Horse/Jockey Name	Moment Of Truth
Final Rank	3
Fastest Section Time (Section)	0:11.38 (600m)
Top Speed [km/h] (Section)	65.1 (600m)
Race State	Finished



Rockhampton QLD Professional
Race 6: MP Security BM60 Handicap - 1600m
22 April 2025 - 15:35
Track Rating: Soft 6, Weather: Fine, Rail Position: +7m Entire



Section	Overall	1400m	1200m	1000m	800m	600m	400m	200m					
Section Times	1:38.06 [3] (0:12.68)	1:25.38 [6] (0:11.88)	1:13.50 [6] (0:12.14)	1:01.36 [6] (0:12.78)	0:48.58 [6] (0:13.07)	0:35.51 [6] (0:11.38)	0:24.13 [3] (0:11.44)	0:12.69 [2] (0:12.69)					
Average Speed [km/h]	56.8	60.8	59.5	57.9	58.7	63.6	62.9	56.7					
Top Speed [km/h]	59.7	62.6	61.5	60.2	62.0	65.1	65.0	59.8					
Avg. Dist. to Rail [m]	7.9	6.7	5.5	5.3	7.5	10.8	11.5	12.2					
Avg. Stride Freq. [Hz]	2.2	2.4	2.4	2.3	2.4	2.5	2.4	2.3					
Avg. Stride Length [m]	7.0	7.0	6.9	6.9	6.9	7.2	7.2	6.8					





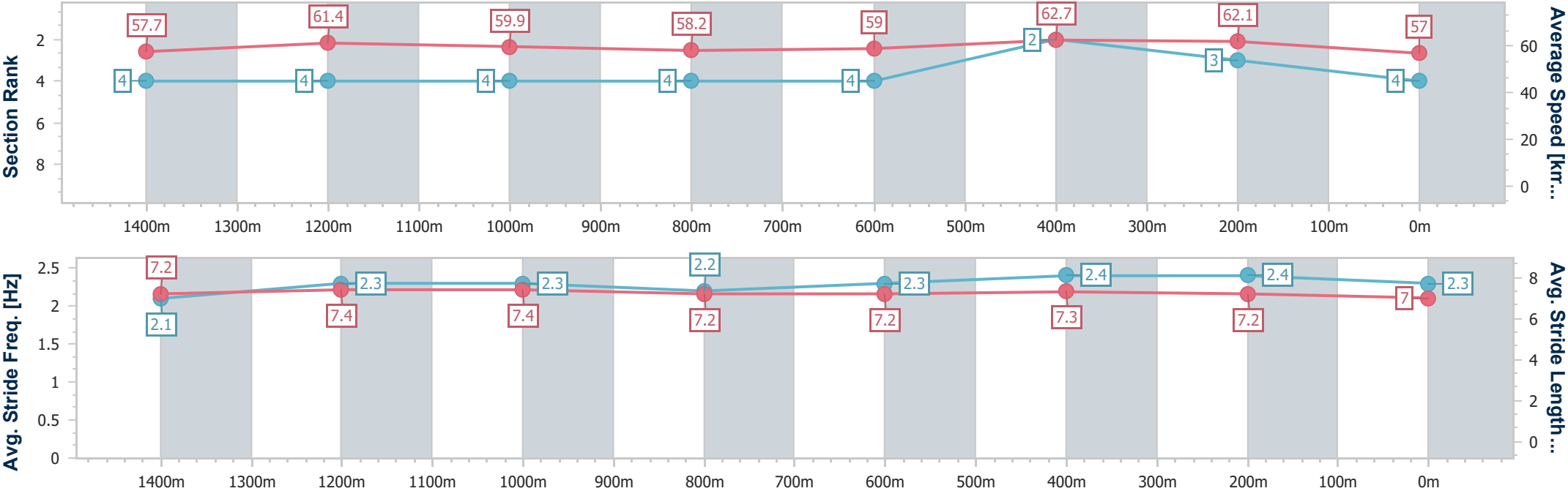
Horse/Jockey Name	Replace The Ace
Final Rank	4
Fastest Section Time (Section)	0:11.54 (600m)
Top Speed [km/h] (Section)	65.0 (600m)
Race State	Finished



Rockhampton QLD Professional
Race 6: MP Security BM60 Handicap - 1600m
22 April 2025 - 15:35
Track Rating: Soft 6, Weather: Fine, Rail Position: +7m Entire



Section	Overall	1400m	1200m	1000m	800m	600m	400m	200m					
Section Times	1:38.10 [4] (0:12.48)	1:25.62 [4] (0:11.75)	1:13.87 [4] (0:12.09)	1:01.78 [4] (0:12.82)	0:48.96 [4] (0:13.19)	0:35.77 [4] (0:11.54)	0:24.23 [2] (0:11.60)	0:12.63 [3] (0:12.63)					
Average Speed [km/h]	57.7	61.4	59.9	58.2	59.0	62.7	62.1	57.0					
Top Speed [km/h]	60.3	62.0	60.7	59.5	61.2	65.0	64.7	59.6					
Avg. Dist. to Rail [m]	6.8	6.6	6.6	6.8	9.3	11.3	11.4	11.5					
Avg. Stride Freq. [Hz]	2.1	2.3	2.3	2.2	2.3	2.4	2.4	2.3					
Avg. Stride Length [m]	7.2	7.4	7.4	7.2	7.2	7.3	7.2	7.0					





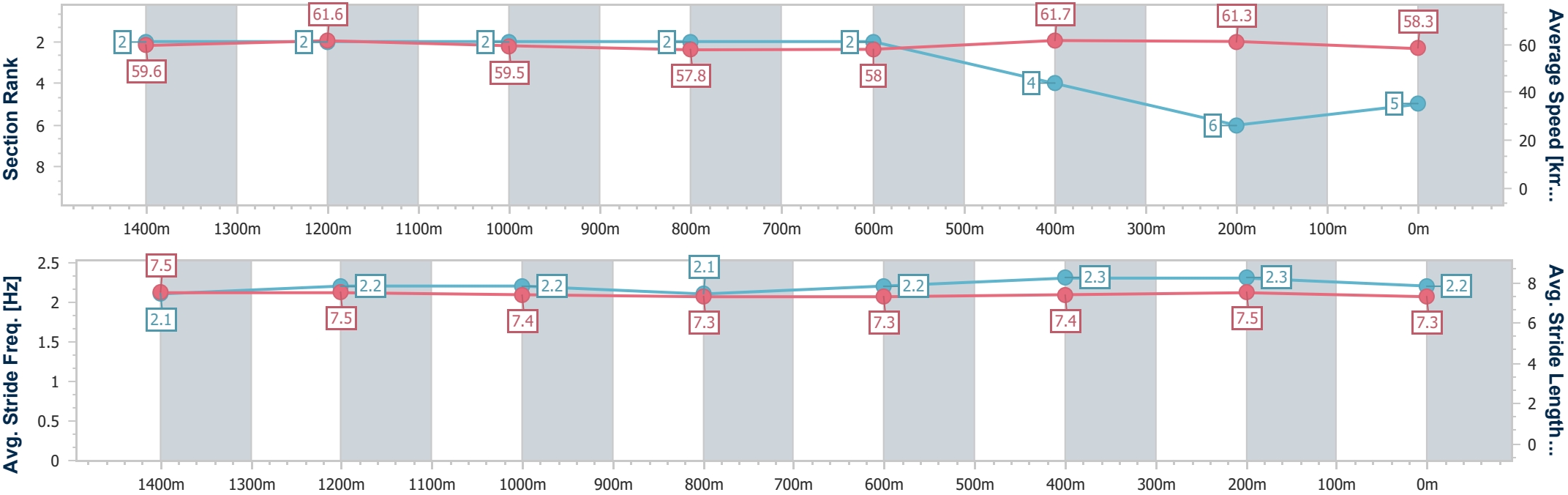
Horse/Jockey Name	Enterprise Phoenix
Final Rank	5
Fastest Section Time (Section)	0:11.71 (1400m)
Top Speed [km/h] (Section)	63.1 (600m)
Race State	Finished



Rockhampton QLD Professional
Race 6: MP Security BM60 Handicap - 1600m
22 April 2025 - 15:35
Track Rating: Soft 6, Weather: Fine, Rail Position: +7m Entire



Section	Overall	1400m	1200m	1000m	800m	600m	400m	200m						
Section Times	1:38.11 [5] (0:12.10)	1:26.01 [2] (0:11.71)	1:14.30 [2] (0:12.18)	1:02.12 [2] (0:12.95)	0:49.17 [2] (0:13.35)	0:35.82 [2] (0:11.72)	0:24.10 [4] (0:11.75)	0:12.35 [6] (0:12.35)						
Average Speed [km/h]	59.6	61.6	59.5	57.8	58.0	61.7	61.3	58.3						
Top Speed [km/h]	62.8	62.8	60.4	58.4	60.0	63.1	63.1	60.0						
Avg. Dist. to Rail [m]	9.6	7.5	7.2	7.2	8.9	10.2	10.2	10.1						
Avg. Stride Freq. [Hz]	2.1	2.2	2.2	2.1	2.2	2.3	2.3	2.2						
Avg. Stride Length [m]	7.5	7.5	7.4	7.3	7.3	7.4	7.5	7.3						





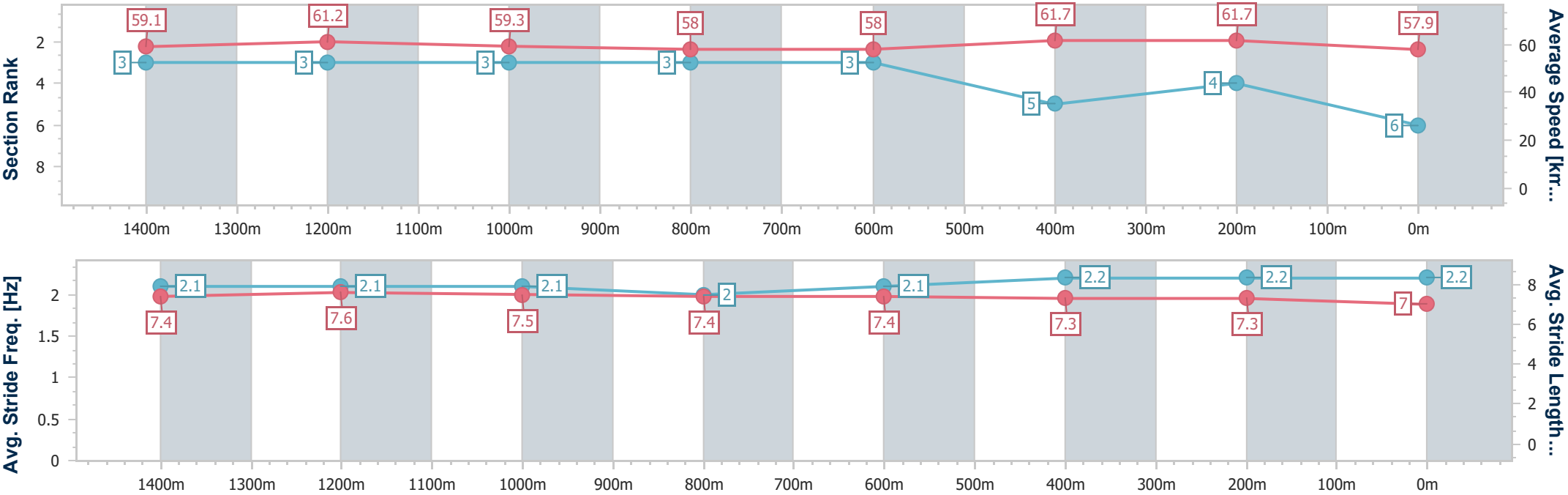
Horse/Jockey Name	Saddles
Final Rank	6
Fastest Section Time (Section)	0:11.68 (400m)
Top Speed [km/h] (Section)	63.4 (400m)
Race State	Finished



Rockhampton QLD Professional
Race 6: MP Security BM60 Handicap - 1600m
22 April 2025 - 15:35
Track Rating: Soft 6, Weather: Fine, Rail Position: +7m Entire



Section	Overall	1400m	1200m	1000m	800m	600m	400m	200m					
Section Times	1:38.14 [6] (0:12.19)	1:25.95 [3] (0:11.77)	1:14.18 [3] (0:12.20)	1:01.98 [3] (0:12.87)	0:49.11 [3] (0:13.28)	0:35.83 [3] (0:11.74)	0:24.09 [5] (0:11.68)	0:12.41 [4] (0:12.41)					
Average Speed [km/h]	59.1	61.2	59.3	58.0	58.0	61.7	61.7	57.9					
Top Speed [km/h]	62.1	62.2	60.0	59.2	59.5	62.9	63.4	59.6					
Avg. Dist. to Rail [m]	6.6	6.2	6.3	6.5	8.2	9.8	10.1	11.2					
Avg. Stride Freq. [Hz]	2.1	2.1	2.1	2.0	2.1	2.2	2.2	2.2					
Avg. Stride Length [m]	7.4	7.6	7.5	7.4	7.4	7.3	7.3	7.0					





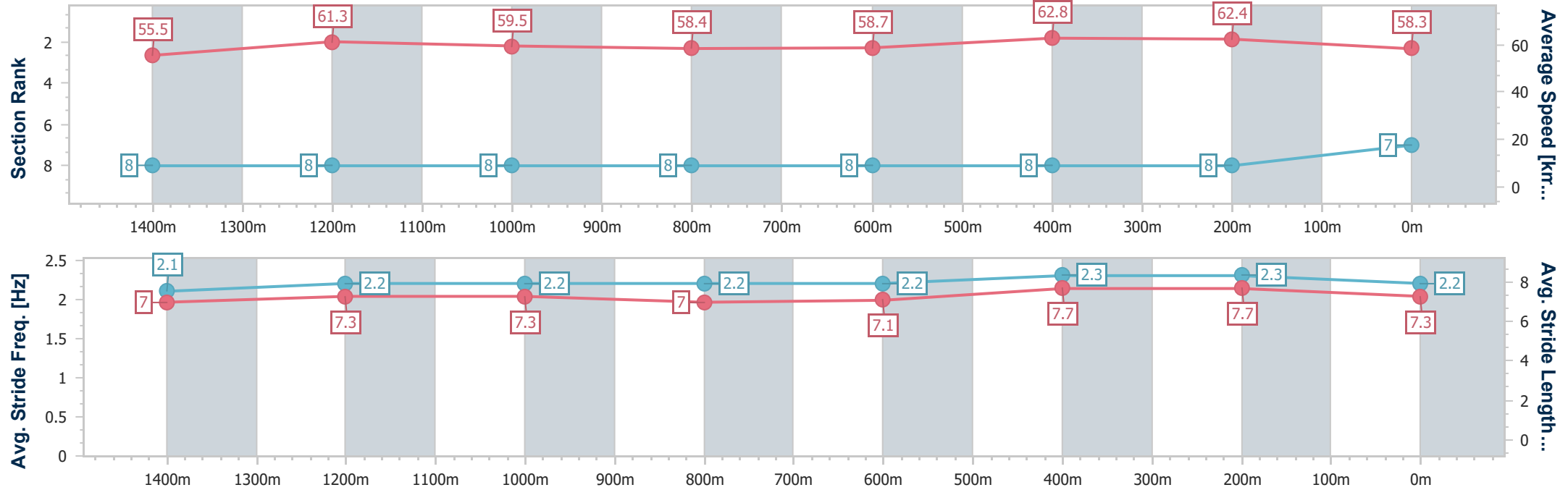
Horse/Jockey Name	Mr Grey
Final Rank	7
Fastest Section Time (Section)	0:11.52 (600m)
Top Speed [km/h] (Section)	63.5 (600m)
Race State	Finished



Rockhampton QLD Professional
Race 6: MP Security BM60 Handicap - 1600m
22 April 2025 - 15:35
Track Rating: Soft 6, Weather: Fine, Rail Position: +7m Entire



Section	Overall	1400m	1200m	1000m	800m	600m	400m	200m					
Section Times	1:38.23 [7] (0:12.99)	1:25.24 [8] (0:11.75)	1:13.49 [8] (0:12.19)	1:01.30 [8] (0:12.76)	0:48.54 [8] (0:13.17)	0:35.37 [8] (0:11.52)	0:23.85 [8] (0:11.52)	0:12.33 [8] (0:12.33)					
Average Speed [km/h]	55.5	61.3	59.5	58.4	58.7	62.8	62.4	58.3					
Top Speed [km/h]	61.6	62.4	60.9	59.4	60.4	63.5	63.1	61.3					
Avg. Dist. to Rail [m]	11.3	6.2	6.3	6.5	8.4	10.1	10.6	11.9					
Avg. Stride Freq. [Hz]	2.1	2.2	2.2	2.2	2.2	2.3	2.3	2.2					
Avg. Stride Length [m]	7.0	7.3	7.3	7.0	7.1	7.7	7.7	7.3					





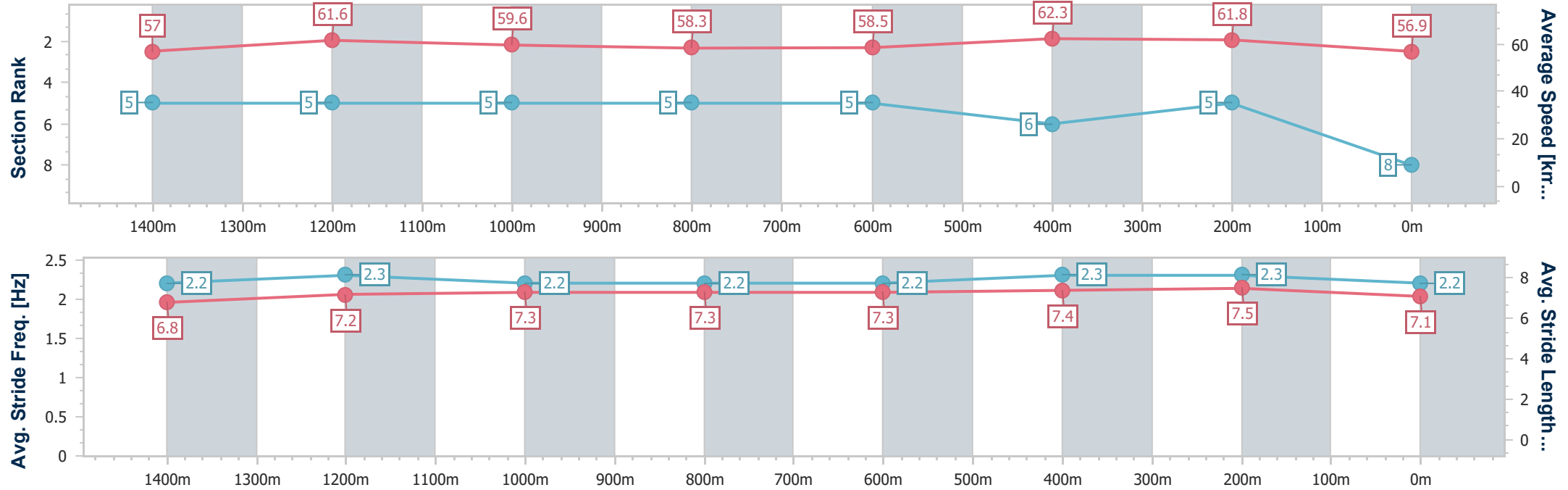
Horse/Jockey Name	Zoffany's Gaze
Final Rank	8
Fastest Section Time (Section)	0:11.60 (600m)
Top Speed [km/h] (Section)	63.6 (600m)
Race State	Finished



Rockhampton QLD Professional
Race 6: MP Security BM60 Handicap - 1600m
22 April 2025 - 15:35
Track Rating: Soft 6, Weather: Fine, Rail Position: +7m Entire



Section	Overall	1400m	1200m	1000m	800m	600m	400m	200m					
Section Times	1:38.40 [8] (0:12.66)	1:25.74 [5] (0:11.71)	1:14.03 [5] (0:12.16)	1:01.87 [5] (0:12.77)	0:49.10 [5] (0:13.20)	0:35.90 [5] (0:11.60)	0:24.30 [6] (0:11.65)	0:12.65 [5] (0:12.65)					
Average Speed [km/h]	57.0	61.6	59.6	58.3	58.5	62.3	61.8	56.9					
Top Speed [km/h]	61.3	62.6	60.4	59.4	60.3	63.6	63.2	60.8					
Avg. Dist. to Rail [m]	9.2	6.0	6.2	6.3	8.3	10.9	12.0	14.6					
Avg. Stride Freq. [Hz]	2.2	2.3	2.2	2.2	2.2	2.3	2.3	2.2					
Avg. Stride Length [m]	6.8	7.2	7.3	7.3	7.3	7.4	7.5	7.1					





Rockhampton QLD Professional

Race 7: LJ Hooker Rockhampton BM70 Handicap - 1200m

22 April 2025 - 16:12



Track Rating: Soft 6, Weather: Fine, Rail Position: +7m Entire

Section		Overall				1000m	800m	600m	400m	200m	Last 600m		
Field Times		1:10.18				0:58.49	0:47.31	0:35.07	0:23.92	0:12.48	0:35.07		
		(0:11.69)				(0:11.18)	(0:12.24)	(0:11.15)	(0:11.44)	(0:12.48)			
Rank	TAB	Horse/Jockey	Barrier	Top Speed [km/h]	Fastest Section							Margin	Distance Travelled [m]
1	3	MOENAVE	3	67.1	0:11.06	1:10.18 [1]	0:57.99 [4]	0:46.76 [4]	0:34.76 [4]	0:23.70 [3]	0:12.43 [2]	1:10.18	0:34.76
		Justin Huxtable		1000m	600m	(0:12.19)	(0:11.23)	(0:12.00)	(0:11.06)	(0:11.27)	(0:12.43)		
2	6	DEEP BLAST	5	67.6	0:10.95	1:10.19 [2]	0:57.67 [7]	0:46.21 [7]	0:34.29 [7]	0:23.34 [7]	0:12.22 [4]	0.08L	0:34.29 +1
		Raul Silvera Olivera		600m	600m	(0:12.52)	(0:11.46)	(0:11.92)	(0:10.95)	(0:11.12)	(0:12.22)		
3	4	DIDDLEY SQUAT	1	68.7	0:10.94	1:10.23 [3]	0:58.48 [3]	0:47.13 [2]	0:34.90 [3]	0:23.96 [2]	0:12.53 [1]	0.31L	0:34.90 +4
		Montana Philpot		1000m	600m	(0:11.75)	(0:11.35)	(0:12.23)	(0:10.94)	(0:11.43)	(0:12.53)		
4	9	LAST DITCH EFFORT	6	66.0	0:11.07	1:10.66 [4]	0:58.26 [6]	0:46.84 [5]	0:34.98 [5]	0:23.91 [5]	0:12.62 [5]	2.86L	0:34.98 -3
		Ashley Butler		800m	600m	(0:12.40)	(0:11.42)	(0:11.86)	(0:11.07)	(0:11.29)	(0:12.62)		
5	1	MENAZZI	7	66.4	0:11.15	1:10.68 [5]	0:58.31 [5]	0:46.85 [6]	0:34.99 [6]	0:23.84 [6]	0:12.41 [7]	2.96L	0:34.99 +2
		Leah Martyn		1000m	600m	(0:12.37)	(0:11.46)	(0:11.86)	(0:11.15)	(0:11.43)	(0:12.41)		
6	8	CANNY BE BETTER	4	67.9	0:11.15	1:10.92 [6]	0:59.23 [1]	0:48.05 [1]	0:35.81 [1]	0:24.66 [1]	0:13.04 [3]	4.36L	0:35.81 -1
		Nikki Olzard		1000m	600m	(0:11.69)	(0:11.18)	(0:12.24)	(0:11.15)	(0:11.62)	(0:13.04)		
7	5	PARADE GROUND	2	68.0	0:11.23	1:11.42 [7]	0:59.67 [2]	0:48.26 [3]	0:36.14 [2]	0:24.91 [4]	0:13.24 [6]	7.31L	0:36.14 +4
		McKenzie Apel		1000m	600m	(0:11.75)	(0:11.41)	(0:12.12)	(0:11.23)	(0:11.67)	(0:13.24)		

Scratched: Early Fusion (#2), Cool Encounter (#7)



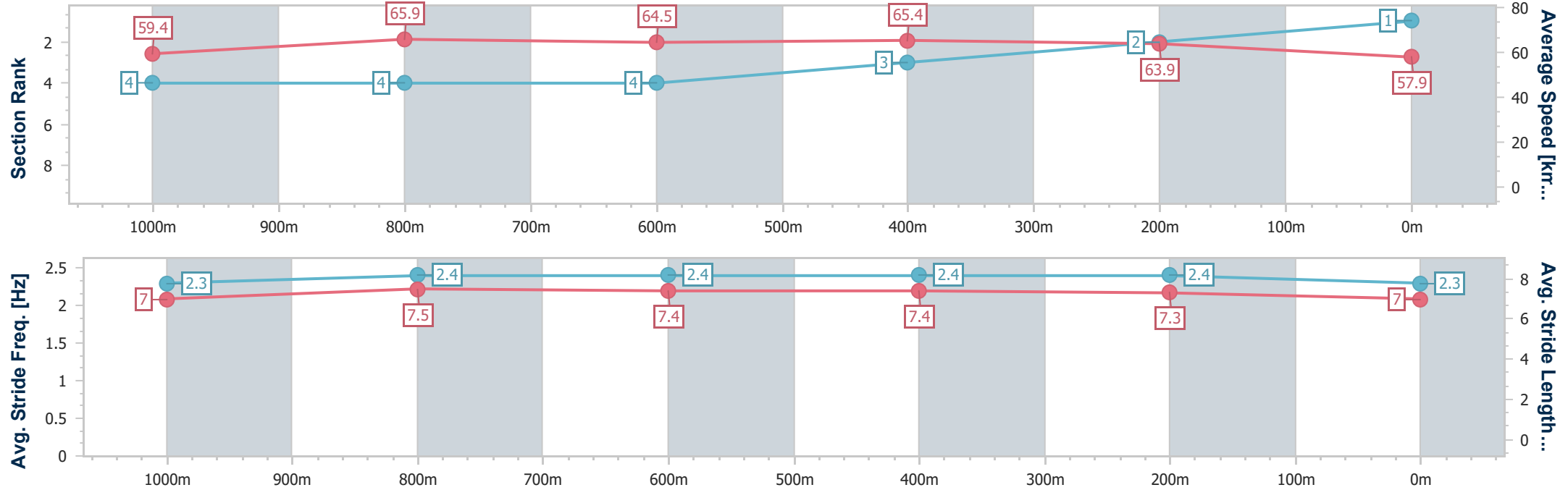
Horse/Jockey Name	Moenave
Final Rank	1
Fastest Section Time (Section)	0:11.06 (600m)
Top Speed [km/h] (Section)	67.1 (1000m)
Race State	Finished



Rockhampton QLD Professional
Race 7: LJ Hooker Rockhampton BM70 Handicap - 1200m
22 April 2025 - 16:12
Track Rating: Soft 6, Weather: Fine, Rail Position: +7m Entire



Section	Overall	1000m	800m	600m	400m	200m								
Section Times	1:10.18 [1] (0:12.19)	0:57.99 [4] (0:11.23)	0:46.76 [4] (0:12.00)	0:34.76 [4] (0:11.06)	0:23.70 [3] (0:11.27)	0:12.43 [2] (0:12.43)								
Average Speed [km/h]	59.4	65.9	64.5	65.4	63.9	57.9								
Top Speed [km/h]	65.1	67.1	65.7	66.5	65.7	61.5								
Avg. Dist. to Rail [m]	7.9	5.6	8.6	10.5	12.1	11.9								
Avg. Stride Freq. [Hz]	2.3	2.4	2.4	2.4	2.4	2.3								
Avg. Stride Length [m]	7.0	7.5	7.4	7.4	7.3	7.0								





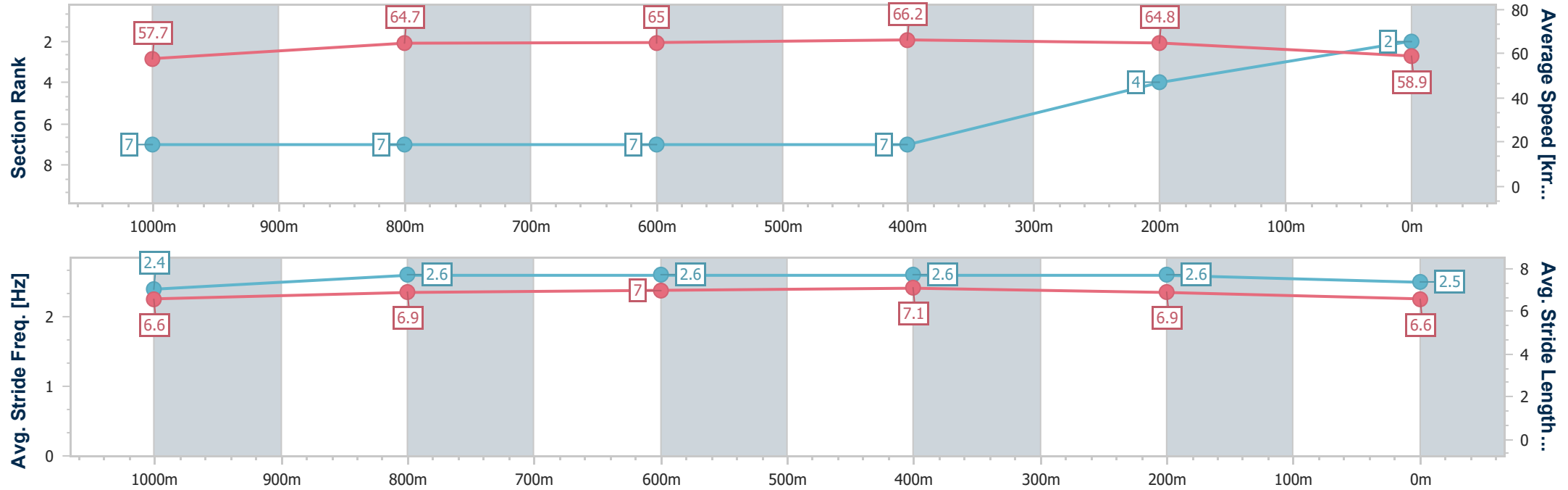
Horse/Jockey Name	Deep Blast
Final Rank	2
Fastest Section Time (Section)	0:10.95 (600m)
Top Speed [km/h] (Section)	67.6 (600m)
Race State	Finished



Rockhampton QLD Professional
Race 7: LJ Hooker Rockhampton BM70 Handicap - 1200m
22 April 2025 - 16:12
Track Rating: Soft 6, Weather: Fine, Rail Position: +7m Entire



Section	Overall	1000m	800m	600m	400m	200m								
Section Times	1:10.19 [2] (0:12.52)	0:57.67 [7] (0:11.46)	0:46.21 [7] (0:11.92)	0:34.29 [7] (0:10.95)	0:23.34 [7] (0:11.12)	0:12.22 [4]								
Average Speed [km/h]	57.7	64.7	65.0	66.2	64.8	58.9								
Top Speed [km/h]	65.6	66.1	66.6	67.6	67.3	62.2								
Avg. Dist. to Rail [m]	8.2	5.4	9.1	9.4	8.8	9.7								
Avg. Stride Freq. [Hz]	2.4	2.6	2.6	2.6	2.6	2.5								
Avg. Stride Length [m]	6.6	6.9	7.0	7.1	6.9	6.6								





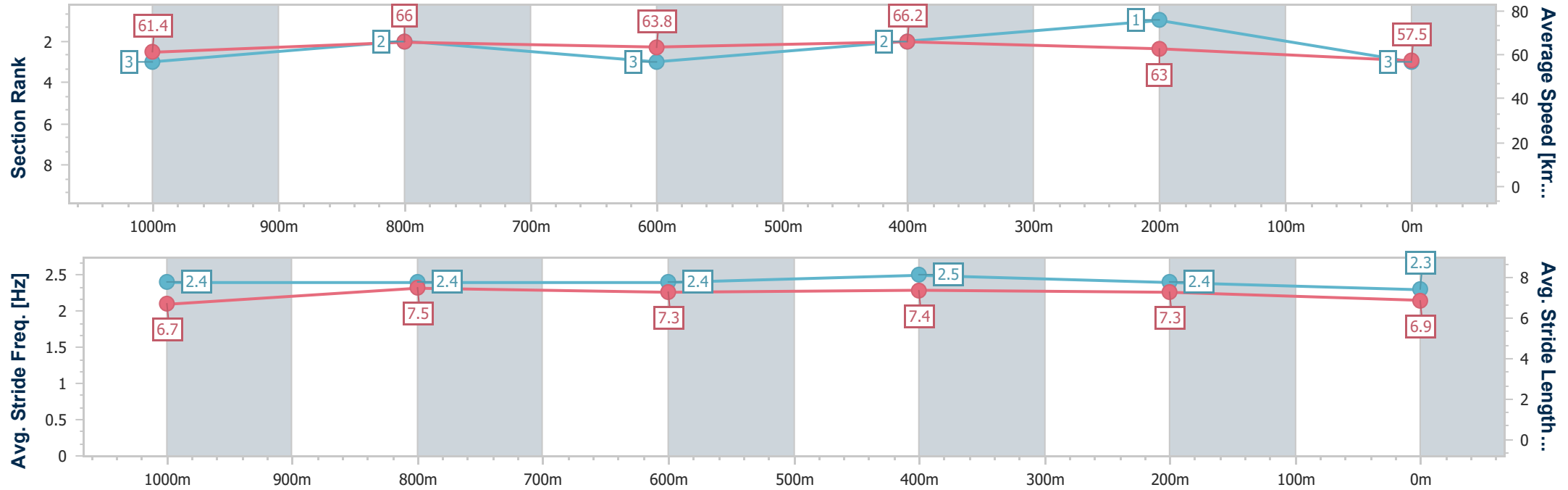
Horse/Jockey Name	Diddley Squat
Final Rank	3
Fastest Section Time (Section)	0:10.94 (600m)
Top Speed [km/h] (Section)	68.7 (1000m)
Race State	Finished



Rockhampton QLD Professional
Race 7: LJ Hooker Rockhampton BM70 Handicap - 1200m
22 April 2025 - 16:12
Track Rating: Soft 6, Weather: Fine, Rail Position: +7m Entire



Section	Overall	1000m	800m	600m	400m	200m							
Section Times	1:10.23 [3] (0:11.75)	0:58.48 [3] (0:11.35)	0:47.13 [2] (0:12.23)	0:34.90 [3] (0:10.94)	0:23.96 [2] (0:11.43)	0:12.53 [1] (0:12.53)							
Average Speed [km/h]	61.4	66.0	63.8	66.2	63.0	57.5							
Top Speed [km/h]	67.3	68.7	65.1	67.5	65.2	60.8							
Avg. Dist. to Rail [m]	7.2	7.2	9.6	10.8	9.6	8.8							
Avg. Stride Freq. [Hz]	2.4	2.4	2.4	2.5	2.4	2.3							
Avg. Stride Length [m]	6.7	7.5	7.3	7.4	7.3	6.9							





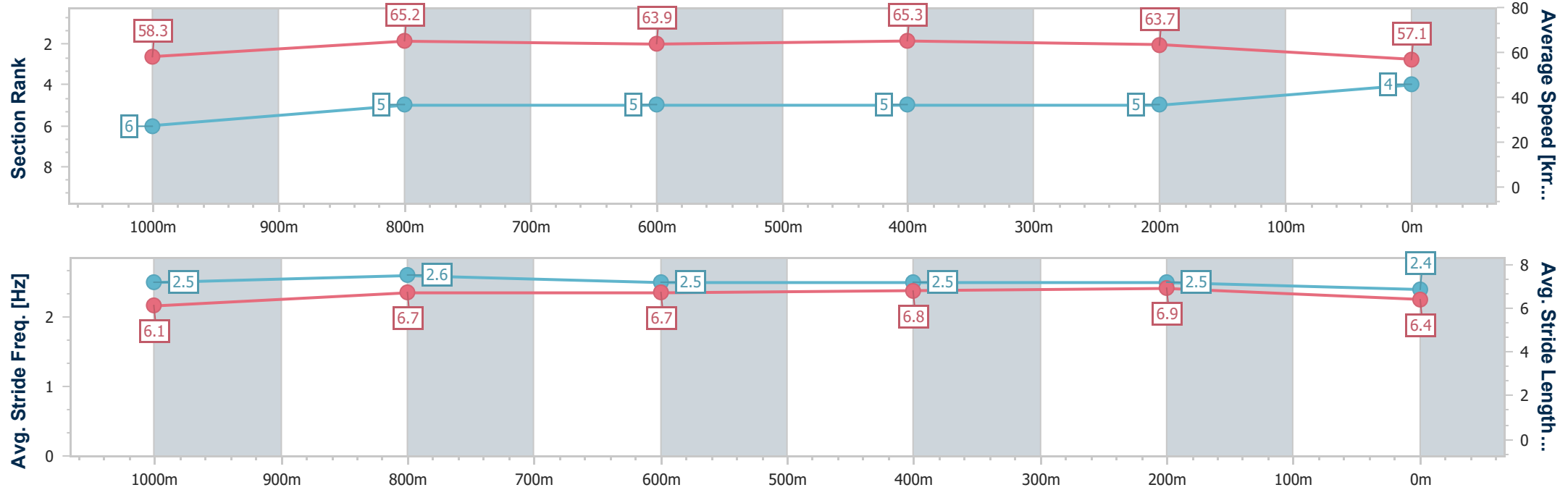
Horse/Jockey Name	Last Ditch Effort
Final Rank	4
Fastest Section Time (Section)	0:11.07 (600m)
Top Speed [km/h] (Section)	66.0 (800m)
Race State	Finished



Rockhampton QLD Professional
Race 7: LJ Hooker Rockhampton BM70 Handicap - 1200m
22 April 2025 - 16:12
Track Rating: Soft 6, Weather: Fine, Rail Position: +7m Entire



Section	Overall	1000m	800m	600m	400m	200m								
Section Times	1:10.66 [4] (0:12.40)	0:58.26 [6] (0:11.42)	0:46.84 [5] (0:11.86)	0:34.98 [5] (0:11.07)	0:23.91 [5] (0:11.29)	0:12.62 [5] (0:12.62)								
Average Speed [km/h]	58.3	65.2	63.9	65.3	63.7	57.1								
Top Speed [km/h]	64.9	66.0	66.0	65.9	65.9	60.5								
Avg. Dist. to Rail [m]	9.4	6.6	6.0	6.9	8.8	11.2								
Avg. Stride Freq. [Hz]	2.5	2.6	2.5	2.5	2.5	2.4								
Avg. Stride Length [m]	6.1	6.7	6.7	6.8	6.9	6.4								





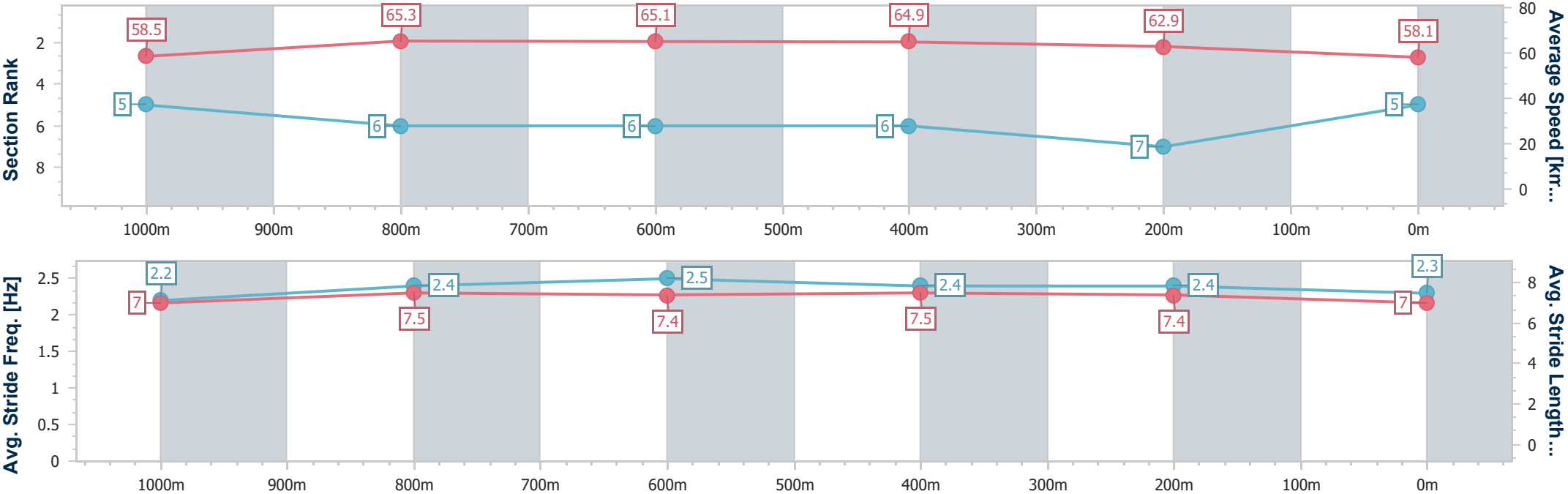
Horse/Jockey Name	Menazzi
Final Rank	5
Fastest Section Time (Section)	0:11.15 (600m)
Top Speed [km/h] (Section)	66.4 (1000m)
Race State	Finished



Rockhampton QLD Professional
Race 7: LJ Hooker Rockhampton BM70 Handicap - 1200m
22 April 2025 - 16:12
Track Rating: Soft 6, Weather: Fine, Rail Position: +7m Entire



Section	Overall	1000m	800m	600m	400m	200m								
Section Times	1:10.68 [5] (0:12.37)	0:58.31 [5] (0:11.46)	0:46.85 [6] (0:11.86)	0:34.99 [6] (0:11.15)	0:23.84 [6] (0:11.43)	0:12.41 [7] (0:12.41)								
Average Speed [km/h]	58.5	65.3	65.1	64.9	62.9	58.1								
Top Speed [km/h]	63.8	66.4	65.7	65.9	65.1	60.5								
Avg. Dist. to Rail [m]	10.9	7.5	8.5	10.9	13.8	15.1								
Avg. Stride Freq. [Hz]	2.2	2.4	2.5	2.4	2.4	2.3								
Avg. Stride Length [m]	7.0	7.5	7.4	7.5	7.4	7.0								





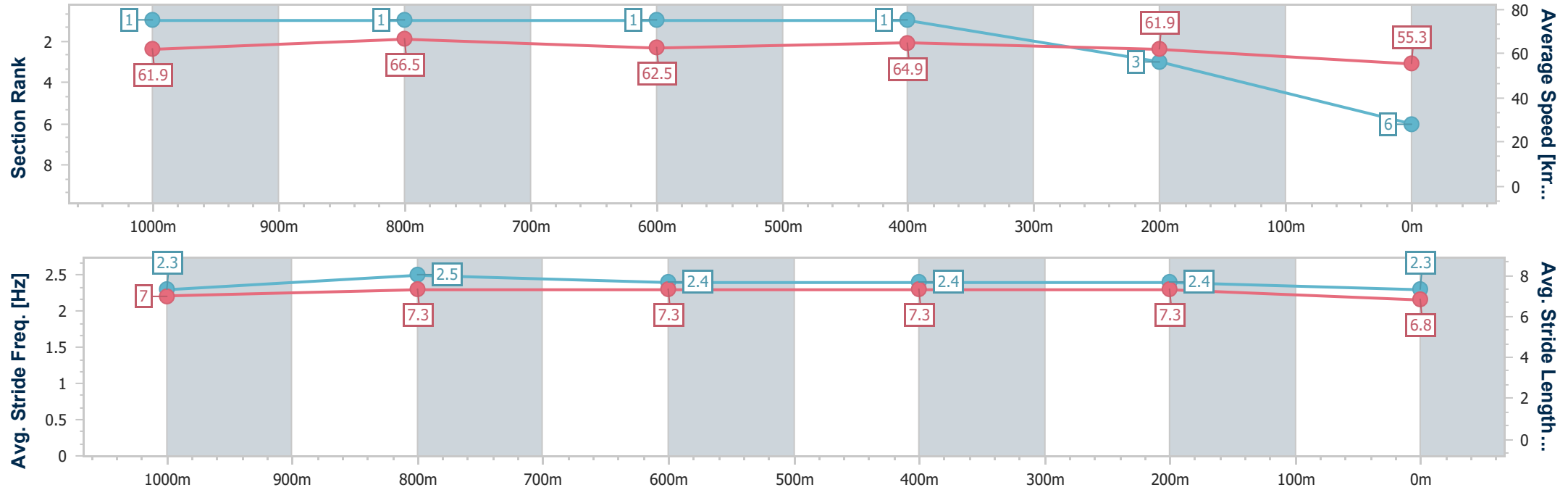
Horse/Jockey Name	Canny Be Better
Final Rank	6
Fastest Section Time (Section)	0:11.15 (600m)
Top Speed [km/h] (Section)	67.9 (1000m)
Race State	Finished



Rockhampton QLD Professional
Race 7: LJ Hooker Rockhampton BM70 Handicap - 1200m
22 April 2025 - 16:12
Track Rating: Soft 6, Weather: Fine, Rail Position: +7m Entire



Section	Overall	1000m	800m	600m	400m	200m							
Section Times	1:10.92 [6] (0:11.69)	0:59.23 [1] (0:11.18)	0:48.05 [1] (0:12.24)	0:35.81 [1] (0:11.15)	0:24.66 [1] (0:11.62)	0:13.04 [3] (0:13.04)							
Average Speed [km/h]	61.9	66.5	62.5	64.9	61.9	55.3							
Top Speed [km/h]	66.3	67.9	65.1	65.9	65.5	58.7							
Avg. Dist. to Rail [m]	8.9	6.5	7.2	8.8	9.2	10.1							
Avg. Stride Freq. [Hz]	2.3	2.5	2.4	2.4	2.4	2.3							
Avg. Stride Length [m]	7.0	7.3	7.3	7.3	7.3	6.8							





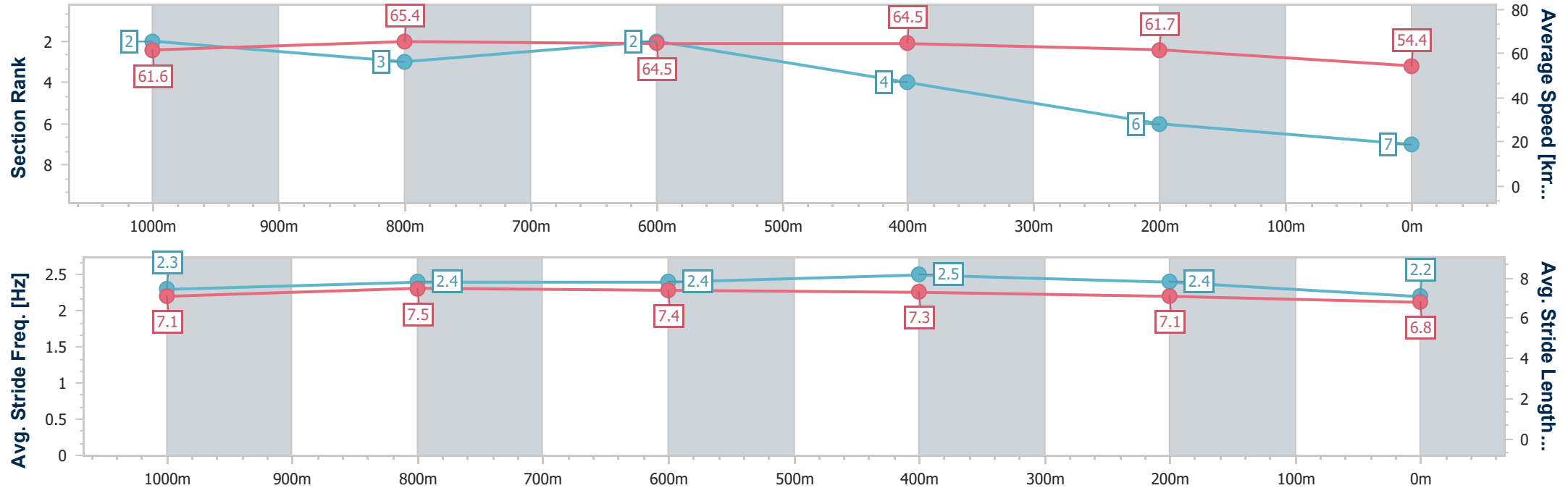
Horse/Jockey Name	Parade Ground
Final Rank	7
Fastest Section Time (Section)	0:11.23 (600m)
Top Speed [km/h] (Section)	68.0 (1000m)
Race State	Finished



Rockhampton QLD Professional
Race 7: LJ Hooker Rockhampton BM70 Handicap - 1200m
22 April 2025 - 16:12
Track Rating: Soft 6, Weather: Fine, Rail Position: +7m Entire



Section	Overall	1000m	800m	600m	400m	200m							
Section Times	1:11.42 [7] (0:11.75)	0:59.67 [2] (0:11.41)	0:48.26 [3] (0:12.12)	0:36.14 [2] (0:11.23)	0:24.91 [4] (0:11.67)	0:13.24 [6] (0:13.24)							
Average Speed [km/h]	61.6	65.4	64.5	64.5	61.7	54.4							
Top Speed [km/h]	67.1	68.0	66.0	65.1	64.4	58.5							
Avg. Dist. to Rail [m]	6.9	6.8	10.0	11.7	13.3	14.1							
Avg. Stride Freq. [Hz]	2.3	2.4	2.4	2.5	2.4	2.2							
Avg. Stride Length [m]	7.1	7.5	7.4	7.3	7.1	6.8							





Rockhampton QLD Professional

Race 8: Garrards QTIS BM58 Handicap - 1050m

22 April 2025 - 16:48



Track Rating: Soft 6, Weather: Fine, Rail Position: +7m Entire

Section		Overall				1000m	800m	600m	400m	200m	Last 600m		
Field Times		1:00.70 (0:02.96)				0:57.74 (0:11.66)	0:46.08 (0:11.70)	0:34.38 (0:10.84)	0:23.54 (0:11.18)	0:12.36 (0:12.36)	0:34.38		
Rank	TAB	Horse/Jockey	Barrier	Top Speed [km/h]	Fastest Section						Margin	Distance Travelled [m]	
1	6	DEVIL DEVIL	6	69.4	0:03.27	1:00.70 [1]	0:57.43 [8]	0:45.24 [9]	0:33.57 [7]	0:22.96 [5]	0:12.00 [5]	1:00.70	0:33.57
		Justin Stanley		600m	Overall	(0:03.27)	(0:12.19)	(0:11.67)	(0:10.61)	(0:10.96)	(0:12.00)		
2	4	TOW THE LINE	4	69.6	0:03.54	1:00.81 [2]	0:57.27 [9]	0:45.51 [7]	0:33.89 [5]	0:23.23 [4]	0:12.22 [3]	0.64L	0:33.89 -3
		Justin Huxtable		600m	Overall	(0:03.54)	(0:11.76)	(0:11.62)	(0:10.66)	(0:11.01)	(0:12.22)		
3	10	MORE STYLISH	2	68.2	0:03.03	1:00.95 [3]	0:57.92 [5]	0:45.92 [5]	0:33.81 [8]	0:22.91 [7]	0:11.99 [6]	1.5L	0:33.81 +2
		Leah Martyn		600m	Overall	(0:03.03)	(0:12.00)	(0:12.11)	(0:10.90)	(0:10.92)	(0:11.99)		
4	9	FLYING MAPLE	1	68.0	0:03.10	1:01.07 [4]	0:57.97 [7]	0:46.13 [4]	0:34.52 [3]	0:23.68 [3]	0:12.44 [4]	2.17L	0:34.52 -6
		Ryan Wiggins		600m	Overall	(0:03.10)	(0:11.84)	(0:11.61)	(0:10.84)	(0:11.24)	(0:12.44)		
5	2	HENRY'S BLADE	3	68.3	0:03.00	1:01.08 [5]	0:58.08 [3]	0:46.46 [1]	0:34.76 [1]	0:23.92 [1]	0:12.74 [1]	2.27L	0:34.76 +1
		Montana Philpot		600m	Overall	(0:03.00)	(0:11.62)	(0:11.70)	(0:10.84)	(0:11.18)	(0:12.74)		
6	3	PRETTY SLICK	7	68.4	0:02.96	1:01.24 [6]	0:58.28 [1]	0:46.56 [2]	0:34.84 [2]	0:23.95 [2]	0:12.74 [2]	3.19L	0:34.84 +3
		McKenzie Apel		600m	Overall	(0:02.96)	(0:11.72)	(0:11.72)	(0:10.89)	(0:11.21)	(0:12.74)		
7	11	DUBIOUS LOVE	5	67.3	0:02.98	1:02.01 [7]	0:59.03 [2]	0:46.90 [6]	0:34.98 [6]	0:24.01 [6]	0:12.50 [7]	7.73L	0:34.98 -1
		Raul Silvera Olivera		600m	Overall	(0:02.98)	(0:12.13)	(0:11.92)	(0:10.97)	(0:11.51)	(0:12.50)		
8	12	I'M FAMOUS	9	66.7	0:03.00	1:02.12 [8]	0:59.12 [4]	0:47.21 [3]	0:35.26 [4]	0:24.03 [8]	0:12.49 [8]	8.35L	0:35.26 +5
		Gabrielle Semmens		1000m	Overall	(0:03.00)	(0:11.91)	(0:11.95)	(0:11.23)	(0:11.54)	(0:12.49)		
9	5	ZUFASTA	8	65.8	0:03.03	1:03.27 [9]	1:00.24 [6]	0:47.95 [8]	0:35.50 [9]	0:24.34 [9]	0:12.47 [9]	15.14L	0:35.50 +6
		Brooke Johnson		600m	Overall	(0:03.03)	(0:12.29)	(0:12.45)	(0:11.16)	(0:11.87)	(0:12.47)		

Scratched: Canny Be Better (#1), Lamentum (#8), Answering (#7)



Horse/Jockey Name	Devil Devil
Final Rank	1
Fastest Section Time (Section)	0:03.27 (Overall)
Top Speed [km/h] (Section)	69.4 (600m)
Race State	Finished



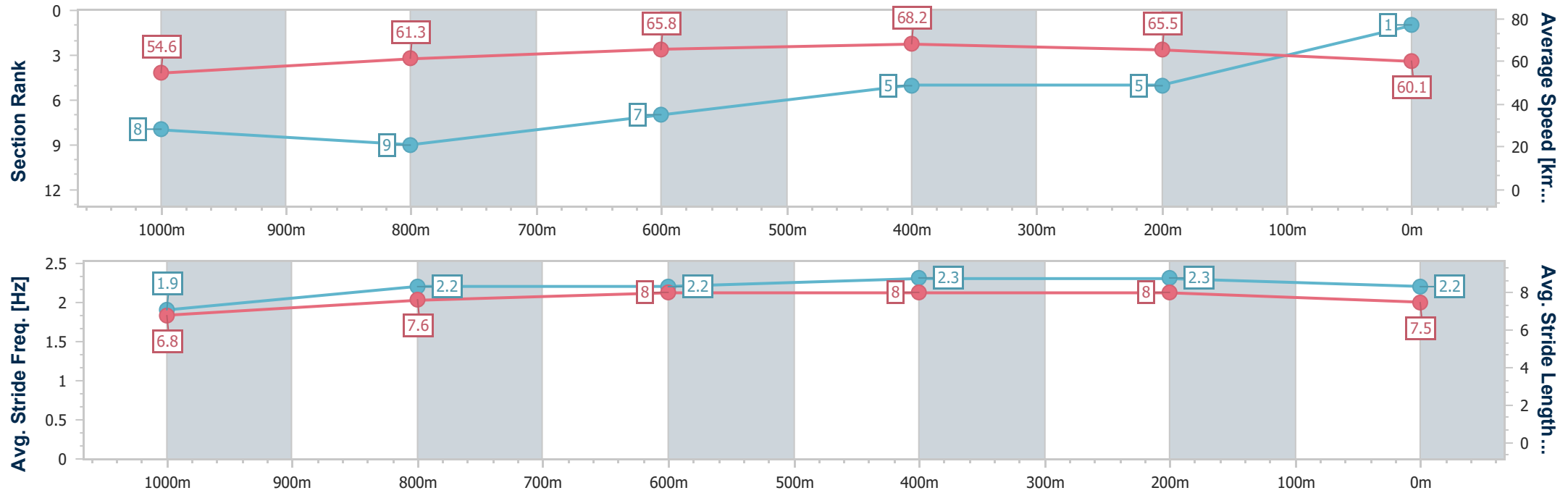
Rockhampton QLD Professional
Race 8: Garrards QTIS BM58 Handicap - 1050m

22 April 2025 - 16:48

Track Rating: Soft 6, Weather: Fine, Rail Position: +7m Entire



Section	Overall	1000m	800m	600m	400m	200m								
Section Times	1:00.70 [1] (0:03.27)	0:57.43 [8] (0:12.19)	0:45.24 [9] (0:11.67)	0:33.57 [7] (0:10.61)	0:22.96 [5] (0:10.96)	0:12.00 [5] (0:12.00)								
Average Speed [km/h]	54.6	61.3	65.8	68.2	65.5	60.1								
Top Speed [km/h]	45.4	65.2	66.6	69.4	68.6	62.5								
Avg. Dist. to Rail [m]	14.4	7.4	7.8	9.1	9.5	11.1								
Avg. Stride Freq. [Hz]	1.9	2.2	2.2	2.3	2.3	2.2								
Avg. Stride Length [m]	6.8	7.6	8.0	8.0	8.0	7.5								





Horse/Jockey Name	Tow The Line
Final Rank	2
Fastest Section Time (Section)	0:03.54 (Overall)
Top Speed [km/h] (Section)	69.6 (600m)
Race State	Finished



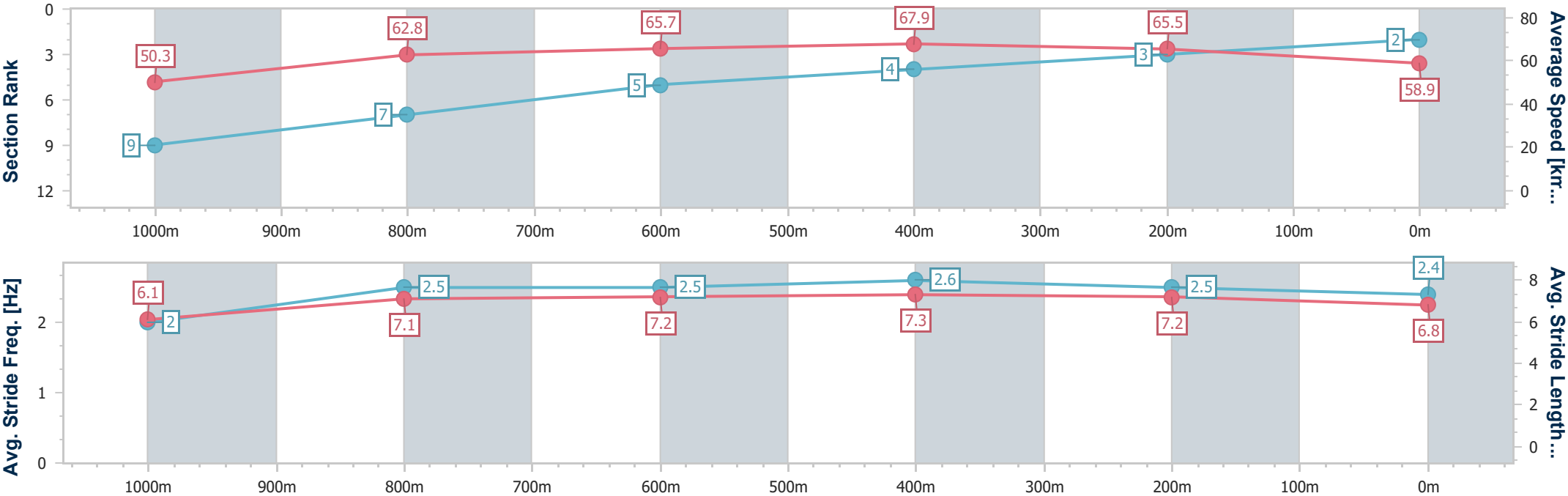
Rockhampton QLD Professional
Race 8: Garrards QTIS BM58 Handicap - 1050m

22 April 2025 - 16:48

Track Rating: Soft 6, Weather: Fine, Rail Position: +7m Entire



Section	Overall	1000m	800m	600m	400m	200m							
Section Times	1:00.81 [2] (0:03.54)	0:57.27 [9] (0:11.76)	0:45.51 [7] (0:11.62)	0:33.89 [5] (0:10.66)	0:23.23 [4] (0:11.01)	0:12.22 [3] (0:12.22)							
Average Speed [km/h]	50.3	62.8	65.7	67.9	65.5	58.9							
Top Speed [km/h]	50.0	65.8	67.0	69.6	68.0	62.6							
Avg. Dist. to Rail [m]	11.8	5.1	7.1	12.3	14.5	13.6							
Avg. Stride Freq. [Hz]	2.0	2.5	2.5	2.6	2.5	2.4							
Avg. Stride Length [m]	6.1	7.1	7.2	7.3	7.2	6.8							



- [] Ranking at each section and finish
- .-.- No data available at this section
- NA No data available



Horse/Jockey Name	More Stylish
Final Rank	3
Fastest Section Time (Section)	0:03.03 (Overall)
Top Speed [km/h] (Section)	68.2 (600m)
Race State	Finished



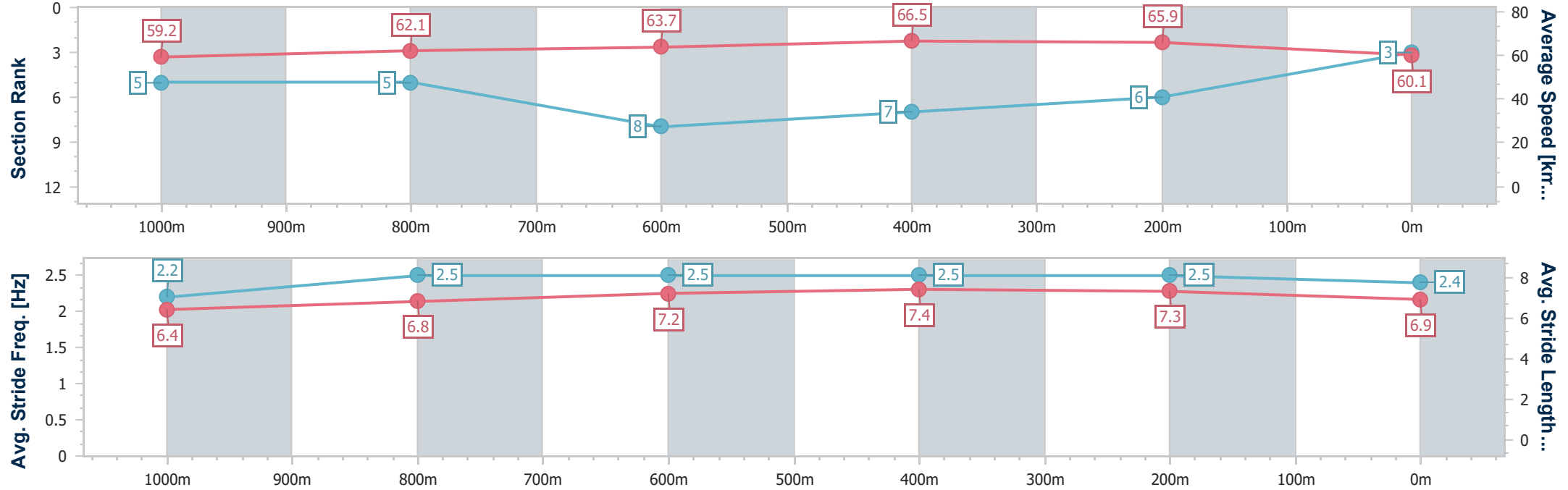
Rockhampton QLD Professional
Race 8: Garrards QTIS BM58 Handicap - 1050m

22 April 2025 - 16:48

Track Rating: Soft 6, Weather: Fine, Rail Position: +7m Entire



Section	Overall	1000m	800m	600m	400m	200m								
Section Times	1:00.95 [3] (0:03.03)	0:57.92 [5] (0:12.00)	0:45.92 [5] (0:12.11)	0:33.81 [8] (0:10.90)	0:22.91 [7] (0:10.92)	0:11.99 [6] (0:11.99)								
Average Speed [km/h]	59.2	62.1	63.7	66.5	65.9	60.1								
Top Speed [km/h]	50.2	65.6	65.5	68.2	68.2	63.7								
Avg. Dist. to Rail [m]	11.1	6.9	8.6	10.8	11.5	13.5								
Avg. Stride Freq. [Hz]	2.2	2.5	2.5	2.5	2.5	2.4								
Avg. Stride Length [m]	6.4	6.8	7.2	7.4	7.3	6.9								





Horse/Jockey Name	Flying Maple
Final Rank	4
Fastest Section Time (Section)	0:03.10 (Overall)
Top Speed [km/h] (Section)	68.0 (600m)
Race State	Finished



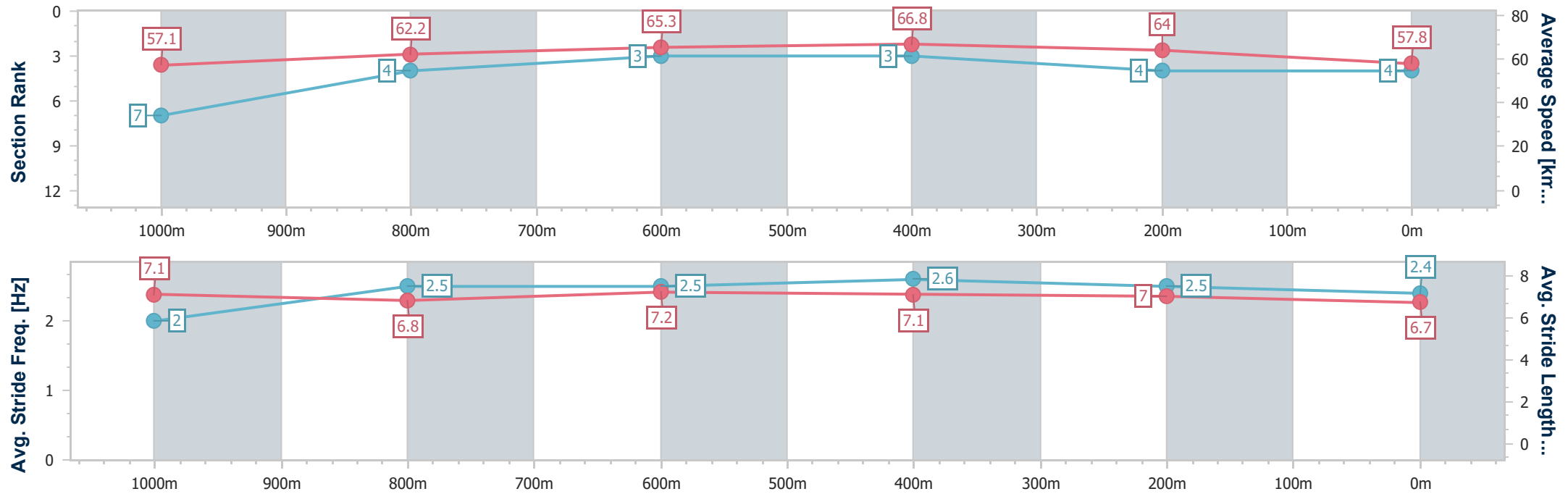
Rockhampton QLD Professional
Race 8: Garrards QTIS BM58 Handicap - 1050m

22 April 2025 - 16:48

Track Rating: Soft 6, Weather: Fine, Rail Position: +7m Entire



Section	Overall	1000m	800m	600m	400m	200m							
Section Times	1:01.07 [4] (0:03.10)	0:57.97 [7] (0:11.84)	0:46.13 [4] (0:11.61)	0:34.52 [3] (0:10.84)	0:23.68 [3] (0:11.24)	0:12.44 [4] (0:12.44)							
Average Speed [km/h]	57.1	62.2	65.3	66.8	64.0	57.8							
Top Speed [km/h]	51.9	65.4	67.0	68.0	66.9	60.4							
Avg. Dist. to Rail [m]	8.9	4.5	6.1	11.0	12.5	13.0							
Avg. Stride Freq. [Hz]	2.0	2.5	2.5	2.6	2.5	2.4							
Avg. Stride Length [m]	7.1	6.8	7.2	7.1	7.0	6.7							





Horse/Jockey Name	Henry's Blade
Final Rank	5
Fastest Section Time (Section)	0:03.00 (Overall)
Top Speed [km/h] (Section)	68.3 (600m)
Race State	Finished



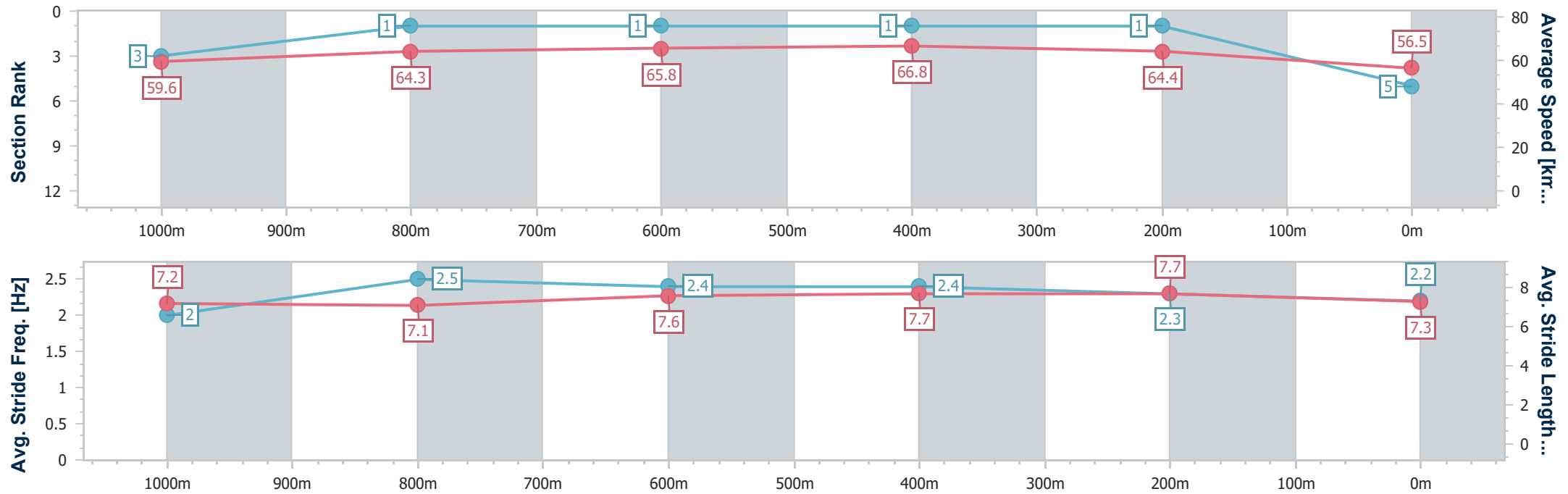
Rockhampton QLD Professional
Race 8: Garrards QTIS BM58 Handicap - 1050m

22 April 2025 - 16:48

Track Rating: Soft 6, Weather: Fine, Rail Position: +7m Entire



Section	Overall	1000m	800m	600m	400m	200m							
Section Times	1:01.08 [5] (0:03.00)	0:58.08 [3] (0:11.62)	0:46.46 [1] (0:11.70)	0:34.76 [1] (0:10.84)	0:23.92 [1] (0:11.18)	0:12.74 [1] (0:12.74)							
Average Speed [km/h]	59.6	64.3	65.8	66.8	64.4	56.5							
Top Speed [km/h]	51.7	67.8	67.4	68.3	67.4	60.5							
Avg. Dist. to Rail [m]	11.9	7.5	8.3	9.9	9.3	8.8							
Avg. Stride Freq. [Hz]	2.0	2.5	2.4	2.4	2.3	2.2							
Avg. Stride Length [m]	7.2	7.1	7.6	7.7	7.7	7.3							





Horse/Jockey Name	Pretty Slick
Final Rank	6
Fastest Section Time (Section)	0:02.96 (Overall)
Top Speed [km/h] (Section)	68.4 (600m)
Race State	Finished



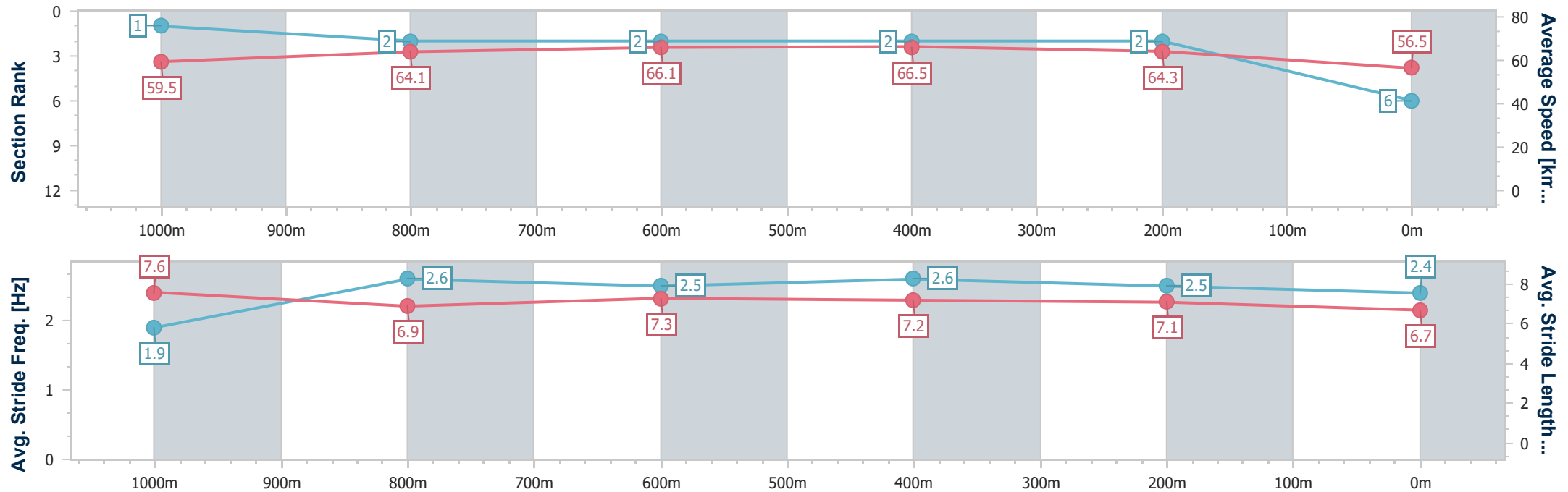
Rockhampton QLD Professional
Race 8: Garrards QTIS BM58 Handicap - 1050m

22 April 2025 - 16:48

Track Rating: Soft 6, Weather: Fine, Rail Position: +7m Entire



Section	Overall	1000m	800m	600m	400m	200m							
Section Times	1:01.24 [6] (0:02.96)	0:58.28 [1] (0:11.72)	0:46.56 [2] (0:11.72)	0:34.84 [2] (0:10.89)	0:23.95 [2] (0:11.21)	0:12.74 [2] (0:12.74)							
Average Speed [km/h]	59.5	64.1	66.1	66.5	64.3	56.5							
Top Speed [km/h]	51.4	67.7	67.6	68.4	66.3	62.0							
Avg. Dist. to Rail [m]	14.9	8.5	8.7	10.9	10.5	10.8							
Avg. Stride Freq. [Hz]	1.9	2.6	2.5	2.6	2.5	2.4							
Avg. Stride Length [m]	7.6	6.9	7.3	7.2	7.1	6.7							





Horse/Jockey Name	Dubious Love
Final Rank	7
Fastest Section Time (Section)	0:02.98 (Overall)
Top Speed [km/h] (Section)	67.3 (600m)
Race State	Finished



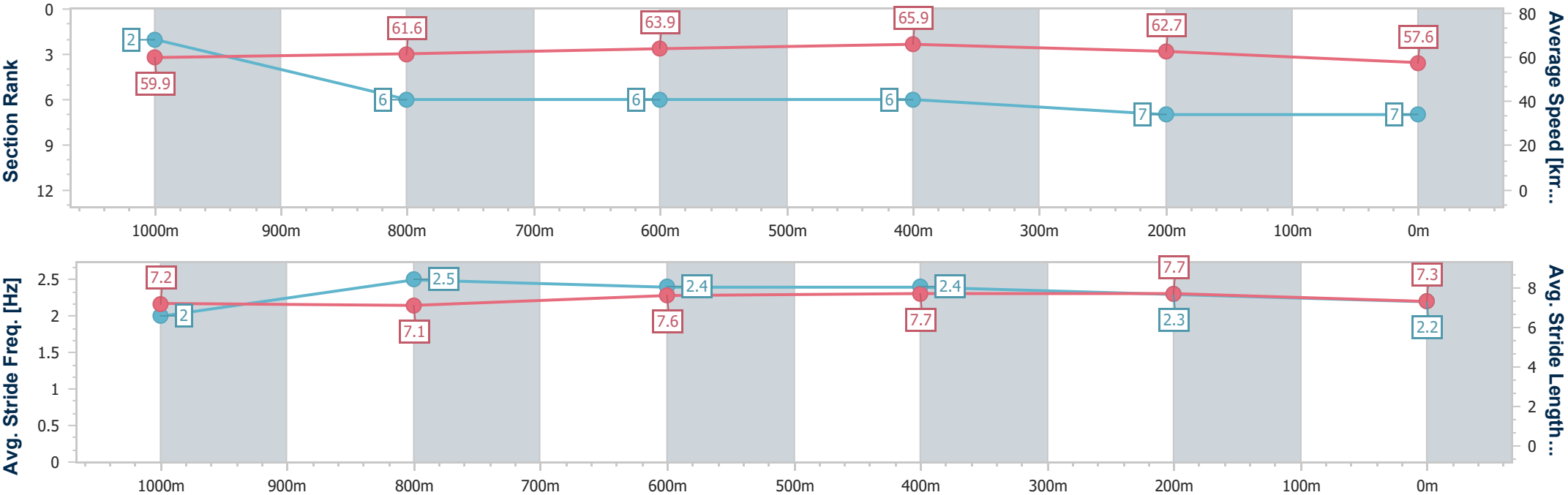
Rockhampton QLD Professional
Race 8: Garrards QTIS BM58 Handicap - 1050m

22 April 2025 - 16:48

Track Rating: Soft 6, Weather: Fine, Rail Position: +7m Entire



Section	Overall	1000m	800m	600m	400m	200m							
Section Times	1:02.01 [7] (0:02.98)	0:59.03 [2] (0:12.13)	0:46.90 [6] (0:11.92)	0:34.98 [6] (0:10.97)	0:24.01 [6] (0:11.51)	0:12.50 [7] (0:12.50)							
Average Speed [km/h]	59.9	61.6	63.9	65.9	62.7	57.6							
Top Speed [km/h]	48.8	65.6	65.1	67.3	64.6	59.6							
Avg. Dist. to Rail [m]	13.4	8.3	6.8	10.0	12.7	13.1							
Avg. Stride Freq. [Hz]	2.0	2.5	2.4	2.4	2.3	2.2							
Avg. Stride Length [m]	7.2	7.1	7.6	7.7	7.7	7.3							





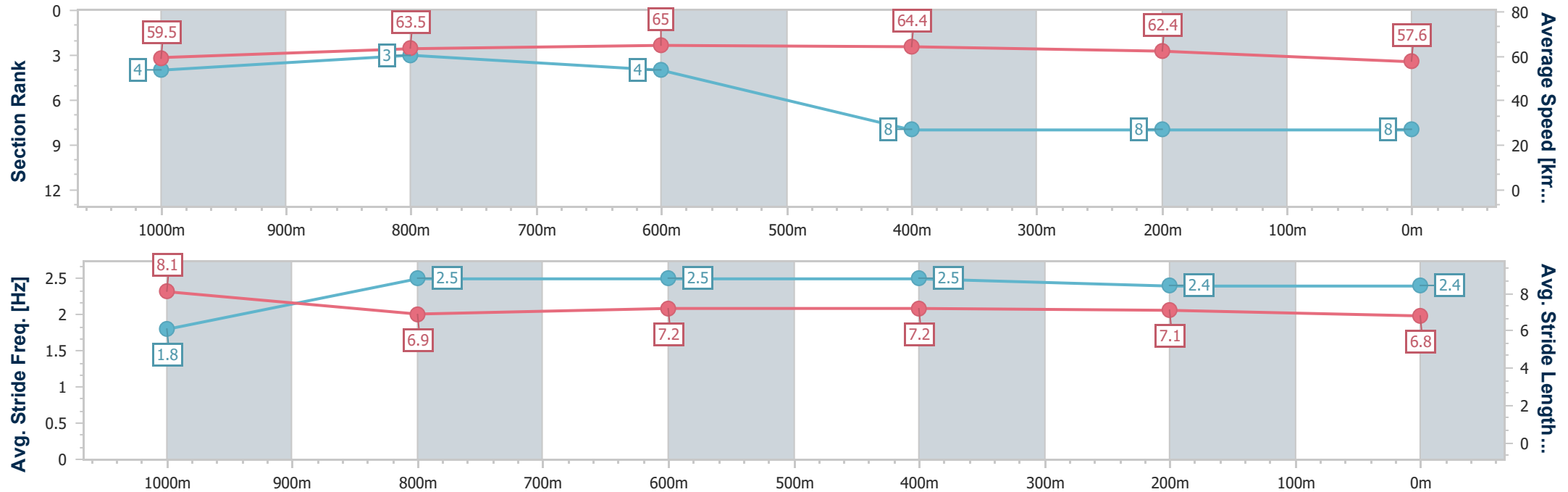
Horse/Jockey Name	I'm Famous
Final Rank	8
Fastest Section Time (Section)	0:03.00 (Overall)
Top Speed [km/h] (Section)	66.7 (1000m)
Race State	Finished



Rockhampton QLD Professional
Race 8: Garrards QTIS BM58 Handicap - 1050m
22 April 2025 - 16:48
Track Rating: Soft 6, Weather: Fine, Rail Position: +7m Entire



Section	Overall	1000m	800m	600m	400m	200m								
Section Times	1:02.12 [8] (0:03.00)	0:59.12 [4] (0:11.91)	0:47.21 [3] (0:11.95)	0:35.26 [4] (0:11.23)	0:24.03 [8] (0:11.54)	0:12.49 [8] (0:12.49)								
Average Speed [km/h]	59.5	63.5	65.0	64.4	62.4	57.6								
Top Speed [km/h]	49.5	66.7	66.6	65.2	64.1	60.2								
Avg. Dist. to Rail [m]	17.5	10.7	9.1	12.0	13.9	13.3								
Avg. Stride Freq. [Hz]	1.8	2.5	2.5	2.5	2.4	2.4								
Avg. Stride Length [m]	8.1	6.9	7.2	7.2	7.1	6.8								





Horse/Jockey Name	Zufasta
Final Rank	9
Fastest Section Time (Section)	0:03.03 (Overall)
Top Speed [km/h] (Section)	65.8 (600m)
Race State	Finished



Rockhampton QLD Professional
Race 8: Garrards QTIS BM58 Handicap - 1050m

22 April 2025 - 16:48

Track Rating: Soft 6, Weather: Fine, Rail Position: +7m Entire



Section	Overall	1000m	800m	600m	400m	200m							
Section Times	1:03.27 [9] (0:03.03)	1:00.24 [6] (0:12.29)	0:47.95 [8] (0:12.45)	0:35.50 [9] (0:11.16)	0:24.34 [9] (0:11.87)	0:12.47 [9] (0:12.47)							
Average Speed [km/h]	59.0	61.7	62.4	64.9	60.6	57.8							
Top Speed [km/h]	48.4	64.4	64.2	65.8	64.8	59.7							
Avg. Dist. to Rail [m]	16.7	10.5	9.3	10.2	12.8	9.9							
Avg. Stride Freq. [Hz]	1.8	2.5	2.5	2.4	2.3	2.3							
Avg. Stride Length [m]	7.9	6.9	7.0	7.3	7.2	7.0							

